



NYG

# TEAM GUIDE

2024





NEW YORK  
FOOTBALL  
GIANTS



## 2024 GIANTS SCHEDULE REGULAR SEASON

Date	Opponent	Time	TV
<b>Sept. 8</b>	<b>Minnesota</b>	<b>1:00 PM</b>	<b>FOX</b>
Sept. 15	at Washington	1:00 PM	FOX
Sept. 22	at Cleveland	1:00 PM	FOX
<b>Sept. 26 (Thursday)</b>	<b>Dallas</b>	<b>8:15 PM</b>	<b>Prime</b>
Oct. 6	at Seattle	4:25 PM	CBS
<b>Oct. 13</b>	<b>Cincinnati</b>	<b>8:20 PM</b>	<b>NBC</b>
<b>Oct. 20</b>	<b>Philadelphia</b>	<b>1:00 PM</b>	<b>FOX</b>
Oct. 28 (Monday)	at Pittsburgh	8:15 PM	ESPN/ABC
<b>Nov. 3</b>	<b>Washington</b>	<b>1:00 PM</b>	<b>FOX</b>
Nov. 10	at Carolina (Germany)	9:30 AM	NFL Network
BYE			
<b>Nov. 24</b>	<b>Tampa Bay</b>	<b>1:00 PM</b>	<b>CBS</b>
Nov. 28 (Thursday)	at Dallas	4:30 PM	FOX
<b>Dec. 8</b>	<b>New Orleans</b>	<b>1:00 PM</b>	<b>FOX</b>
<b>Dec. 15</b>	<b>Baltimore</b>	<b>1:00 PM</b>	<b>CBS</b>
Dec. 22	at Atlanta	1:00 PM	FOX
<b>Dec. 28/29</b>	<b>Indianapolis</b>	<b>TBD</b>	<b>TBD</b>
TBD	Philadelphia	TBD	TBD

TIMES SUBJECT TO CHANGE

ALL TIMES EASTERN

## 2024 NEW YORK GIANTS INFORMATION GUIDE

**Editors:** Dion Dargin, Michael Eisen, Jennifer Escalante, Maddi Harris, Payton Holcombe

**Layout & Design:** Cameron Brady, Doug Murphy

**Special Assistance:** Helen Strus, Bob Papa, Elias Sports Bureau, John Berti

**Photography:** Evan Pinkus, Jerry Pinkus, Matthew Swensen, AP Images, Jim Turner, Giants Photo Archives

All Rights Reserved. Copyright © 2024 New York Football Giants, Inc.

## CREDENTIALS

The NFL will be implementing a league-wide accreditation modernization process that will be used at all 30 stadiums, beginning with the 2024 season. The purpose is to enhance security by streamlining accreditation across the league for all who utilize a credential to access an NFL game – both media and non-media alike. The NFL has determined the most sensitive areas in stadiums on gameday, and to access those areas, credential scanning and biometric authentication will be required.

All individuals accredited for an NFL game, regardless of their job function, must agree to the credential use terms and follow the same logistical process. For questions regarding credentials, please email Maddi Harris at Maddi.Harris@Giants.NFL.net.

## ONLINE PRESSROOM

The Giants online media center, NFLONG.com, is a “one-stop shop” aimed at assisting media in their daily coverage of the team. Content includes broadcast quality audio and video, updated practice availability, practice schedules plus more.

The site requires a username and password and all content is downloadable and approved for editorial use.

Media requesting access can send an email to Payton Holcombe at Payton.Holcombe@Giants.NFL.net.

All media are welcome to use our guest account below:

Username: giantsguest

Password: gobigblue



## TABLE OF CONTENTS

### METLIFE STADIUM

MetLife Stadium .....	5
MetLife Sports Complex Parking Map .....	6
MetLife Stadium Level by Level .....	7
Giants Staff Directory .....	8-9

### FRONT OFFICE

John K. Mara .....	11
Steve Tisch .....	12
Chris Mara .....	13
Jonathan Tisch .....	14
Joe Schoen .....	15-16

### COACHING STAFF

Giants' Head Coaches' Records .....	17
Brian Daboll .....	18-19
Mike Kafka .....	20-21
Shane Bowen .....	22
Michael Gboubri .....	23
Assistant Coaching Staff .....	24-44
All-Time Assistant Coaches .....	45-46
Giants Staff .....	47-75

### PLAYERS

Giants Roster .....	77
Player Bios .....	78-279
Additional Rookies & First-Year Players .....	280-288

### 2023 SEASON

Regular Season Records .....	290
NFL Standings & Results .....	291
Postseason .....	292
Giants Individual Offensive Stats .....	293
Giants Individual Defensive Stats .....	294
Game Summaries .....	295-311
Participation Chart .....	312
Game-by-Game Starters .....	313
How The Giants Were Built .....	314
Giants Team Scoring .....	315
Game-by-Game Offense .....	316
Game-by-Game Defense .....	317
Drive Efficiency .....	318
Third Down Efficiency .....	319
Individual Bests .....	320-321
Big Offensive Plays .....	322-327
Transactions .....	328-333
The Last Time .....	334-337

### HISTORY

History of the New York Football Giants .....	339-355
Uniform & Logo History .....	356-360
Hall of Fame .....	361-368
Retired Giants Numbers .....	369-370
Giants in the Ring of Honor .....	371-376
History of Giants Drafts .....	377-384
All-Time Roster .....	385-401
Giants In The Pro Bowl .....	402-403

### RECORDS

Giants All-Time Top Ten .....	405-406
Giants Individual Records .....	407-417
Giants Team Records Game .....	418-421
Giants Team Records Season .....	422-425
Giants Rushing Honor Roll .....	426-427
Giants Passing Honor Roll .....	427-428
Giants Receiving Honor Roll .....	428-430
Giants Season Leaders-Scoring .....	430
Giants Season Leaders-Rushing .....	430-431
Giants Season Leaders-Passing .....	431
Giants Season Leaders-Receiving .....	432
Giants Season Leaders-Interceptions .....	432-433
Giants Season Leaders-Sacks .....	433
Giants Season Leaders-All-Purpose Yards .....	433-434
Giants Longest Plays .....	434-435

### POSTSEASON

Giants Postseason Record .....	437
Giants Postseason Capsules .....	438-447
Giants Individual Postseason Records .....	448-451
Giants Team Postseason Records .....	452-454

### GIANTS RECORDS AND RESULTS

Giants Win/Loss Records .....	455
Giants Composite Record .....	455
Giants vs. Defunct NFL Teams .....	455-456
Giants vs. the NFC East .....	456
Giants vs. the AFC .....	456
Giants in Overtime .....	456-457
Giants on Sunday Night .....	457
Giants on Monday Night .....	457-458
Milestone Games .....	458
Giants Year-by-Year Results .....	458-470
Giants Preseason Year-by-Year Results .....	470-474
Giants All-Time Series Results .....	474-83



## METLIFE STADIUM HOME OF THE NEW YORK GIANTS

In 2010, the Giants moved into a beautiful, new, state-of-the-art stadium built just a few yards from where Giants Stadium stood for more than three decades. MetLife Stadium is the nation’s finest football stadium. It seats 82,500 fans and is one of the NFL’s most technologically advanced stadiums.

MetLife Stadium took more than 4 million man-hours and \$1.6 billion to build. The stadium features more than 9,000 club seats, 221 suites and 130,000 square feet of state-of-the-art club lounges. The first row of seats is just 46 feet from the sidelines and the sightlines are superb. The Giants’ home is 2.1 million square feet, compared to Giants Stadium’s 900,000 square feet. It has four 30 feet by 118 feet high-definition video screens, a 350,000 square foot outdoor plaza filled with interactive activities for fans of all ages.

On Feb. 2, 2014, MetLife Stadium hosted a historic event. It was the site of Super Bowl XLVIII, the first Super Bowl to be played outdoors at a cold weather venue. The Seattle Seahawks defeated the Denver Broncos, 43-8.

In its inaugural 2010 season, the Giants’ home was known simply as New Meadowlands Stadium. On Aug. 23, 2011 the Giants, Jets and MetLife announced the signing of a 25-year agreement to name the teams’ home venue MetLife Stadium.

“Our partnership with the Giants and Jets goes back to 2008 when we became the first cornerstone sponsor here at the stadium,” said Steven A. Kandarian, president and chief executive officer of MetLife. “This expanded partnership provides significant benefits for both sides. MetLife secures the naming rights to a world class venue that will extend the reach of our brand to levels unmatched in the industry. And the Jets and Giants gain a sponsor with a history of financial strength and a brand as strong and storied as their own. MetLife Stadium is clearly one of the world’s premier sports marketing facilities.”

The NFL’s premier venue opened for business in 2010. In addition to being the only stadium that is home to two NFL teams and Super Bowl XLVIII, it hosts dozens of non-NFL events each year including concerts, NCAA football and lacrosse games and international soccer matches.

The entire Meadowlands Sports Complex has been renamed The MetLife Sports Complex.

“It is truly an honor for our team to be affiliated with such a wonderful partner,” said John Mara, president and chief executive officer of the Giants. “I know how much MetLife means to so many in New York and New Jersey, as an employer, as a trusted provider of financial services, and as a great corporate citizen. The company’s huge presence and influence in our area makes it a natural fit for this stadium and the strength, stability and quality of MetLife matches perfectly with the characteristics that the Giants try to achieve in all aspects of our aspirations. MetLife is a true leader in its industry and brings a powerful, well-known brand that reflects very well on our stadium and what we’re trying to accomplish here. For the Giants in particular, MetLife’s reputation and long history are very appealing qualities that resonate with us on a very basic level. We are both organizations that value heritage and legacy.”

“MetLife Stadium immediately joins the ranks of the most prestigious, high-profile sports-branded venues in the world, and that’s the way it should be,” said Steve Tisch, the Giants’ chairman and executive vice president. “If you look at MetLife and the marketing and branding assets they have, you can understand how proud we feel that they have selected our stadium as the one they want their name on. Clearly MetLife realizes what a unique situation we have: two NFL home teams and twice as many games over the course of the season. And of course, we are very proud that MetLife has recognized just what a fantastic, one-of-a-kind facility this stadium is.

The 2023 season will be the Giants’ 14th in MetLife Stadium. They are 50-56-1 in regular-season games and 1-0 in the postseason, defeating Atlanta in a 2011 NFC Wild Card game on their way to winning Super Bowl XLVI. MetLife Stadium has hosted numerous prestigious events, including NFL, college football and soccer games, and concerts. In 2014, the stadium was the site of Super Bowl XLVIII, the first outdoor Super Bowl played in a “cold weather” city. Seattle defeated Denver, 43-8.







**Parking Legend**

Premium Parking Suite Reserved	Lot P and Off-Site Shuttle Bus Pick-Up and Drop-Off Locations
Premium Parking Commissioners Club	American Dream Shuttle Bus Pick-Up and Drop-Off Locations
Premium Parking Suites & Clubs	Taxi/Limo Drop-Off
General Parking	Rail Station
Accessible Spaces	Buses to NYC Port Authority
Charter Bus Parking	ADA Pick-Up and Drop-Off Location
Rideshare Pick-Up and Drop-Off	

[www.511NJ.org](http://www.511NJ.org)

**Real-Time Traffic Information**  
 Dial 511 or 1-866-511-6538  
 At first prompt say: "Meadowlands"



## PLAZA LEVEL



Guest Services	First Aid	Family Restrooms	Stairs	Escalator
Reverse ATMs	Men's & Women's Restrooms	Retail Location	Ramp	Elevator
Nursing Location	MetLife 50 Club			

## 100 CONCOURSE



Note: Sections 134-143 must enter from the Plaza Level

Guest Services	First Aid	Family Restrooms	Stairs	Escalator
Reverse ATMs	Men's & Women's Restrooms	Retail Location	Ramp	Elevator
Water Fountain	Charging Station SEC 133			

## 200 CONCOURSE



Note: Sections 201-207's and 245a-250b should be accessed through the Bud Light or Pepsi corners

Guest Services	First Aid	Family Restrooms	Stairs	Escalator
Reverse ATMs	Men's & Women's Restrooms	Retail Location	Ramp	Elevator
Nursing Location	Water Fountain			

## 300 CONCOURSE



Note: Sections 320a-329a should be accessed through the Verizon or Safeway corners

Guest Services	First Aid	Family Restrooms	Stairs	Escalator
Reverse ATMs	Men's & Women's Restrooms	Retail Location	Ramp	Elevator
Water Fountain				



**NEW YORK FOOTBALL GIANTS**  
**QUEST DIAGNOSTICS TRAINING CENTER • 1925 GIANTS DRIVE • EAST RUTHERFORD, NJ 07073**  
**PHONE: 201-935-8111**

**OWNERSHIP/BOARD OF DIRECTORS**

John K. Mara, Esq.	President & Chief Executive Officer, Board Director
Steve Tisch	Executive Vice President, Chairman of the Board
Jonathan Tisch	Treasurer, Board Director
Laurie Tisch	Board Director
Chris Mara	Senior Player Personnel Executive, Board Director
Susan McDonnell	Board Director
Lacy Boughn	Assistant to Chairman and EVP
Ann Durante	Assistant to President and CEO
Nicole Covello	Assistant to President and CEO

**FOOTBALL OPERATIONS**

Joe Schoen	Senior Vice President and General Manager
Brandon Brown	Assistant General Manager
Kevin Abrams	Senior Vice President of Football Operations & Strategy
Jessie Armstead	Special Assistant to the General Manager
Ryan Cowden	Executive Advisor to the General Manager
Matthew Dodson	Scouting Research Coordinator
Clark Ewen	Football Data & Innovation Coordinator
Jackson Freilich	Football Systems Developer
Courtney Kennedy	Football Data & Innovation Coordinator
Maxwell Pike	Data Strategy & Systems Analyst
Carmen Pizzano	Assistant Video Director
Varun Ravishanker	Football Systems Manager
Tyseer Siam	Director of Football Data & Innovation
Charles Tisch	Manager, Football Administration
Ed Triggs	Director of Football Operations
Stephen Venditti	Assistant Video Director

**COACHING STAFF**

Brian Daboll	Head Coach
Mike Kafka	Assistant Head Coach/Offensive Coordinator
Shane Bowen	Defensive Coordinator
Michael Gholbrial	Special Teams Coordinator
Laura Young	Director of Coaching Operations
Jerome Henderson	Defensive Passing Game Coordinator/DB Coach
Shea Tierney	Offensive Passing Game Coordinator/QB Coach
Cam Achord	Assistant Special Teams Coach
Mike Adams	Assistant Secondary Coach
Angela Baker	Offensive Assistant
Carmen Bricillo	Offensive Line Coach
Charlie Bullen	Outside Linebackers Coach
Ben Burress	Defensive Assistant
Bryan Cox	Assistant Defensive Line Coach
Christian Daboll	Offensive Assistant
John Egorogwu	Inside Linebackers Coach
James Ferentz	Assistant Offensive Line Coach
Mike Grah	Wide Receivers Coach
Christian Jones	Assistant Quarterbacks Coach
Tim Kelly	Tight Ends Coach
Cade Knox	Offensive Assistant/Game Manager
Zak Kuhr	Defensive Assistant
Andre Patterson	Defensive Line Coach
Joel Thomas	Running Backs Coach
Stephen Thomas	Assistant Special Teams Coach
Michael Treier	Safeties Coach

**PLAYER PERSONNEL**

Tim McDonnell	Director of Player Personnel
Chris Rossetti	Director of Pro Scouting
Dennis Hickey	Assistant Director of Player Personnel
Nick La Testa	Assistant Director of Pro Scouting
Blaise Bell	College Area Scout
Jeremy Breit	National Scout
Hannah Burnett	College Area Scout
Marcus Cooper	National Scout
Mike Derice	National Scout
Rita Giordanetti	Assistant to General Manager/Scouting
Scott Hamel	College Area Scout
Patrick Hanscomb	College Area Scout
Ryan Hollern	College Scouting Coordinator
Marquis Pendleton	Pro Scout
Brendan Prophett	College Area Scout
Chris Snee	Senior Scout
Corey Lockett	Pro Scout
Andrea Wagner	Pro Personnel Assistant
Louis Anarumo	Scouting Assistant
Justin Markus	College BLESTO Scout
Jared Osumah	Scouting Assistant
Isaiah Wingfield	Scouting Assistant

**TEAM OPERATIONS**

Jerry Meade	Senior Vice President and Chief Security Officer
Jim Phelan	Vice President of Team Operations
Jeff Conroy	Director of Team Operations
Michael Keating	Security Supervisor
Jim Ryan	Team Security Coordinator

**BUSINESS INTELLIGENCE**

Russell Scibetti	Vice President, Strategy & Business Intelligence
Kelly Foye	Director, CRM and Database Strategy
Patrick Yue	Business Intelligence Analyst
Samantha Santiago	CRM and Email Coordinator

**COMMUNICATIONS**

Pat Hanlon	Senior Vice President of Communications
Jennifer Conley Escalante	Vice President of Strategic Communications
Dion Dargin	Senior Director of Football Communications
Maddi Harris	Communications Manager
Payton Holcombe	Communications Coordinator

**COMMUNITY RELATIONS**

Frank Mara	Vice President of Community Relations
Allison Stangeby	Vice President of Community & Corporate Relations
Ethan Medley	Director of Community Relations & Youth Football
Joann Lamneck	Director of Alumni Relations
Alyssa Lang	Managing Director, Corporate Giving
Tara Belinsky	Community and Youth Football Manager
Dan Sivoletta	Coordinator, Community Relations

**CORPORATE PARTNERSHIPS**

Jessica Slenker	Senior Vice President, Corporate Partnerships
Bill Smith	Vice President, Corporate Partnership Sales
Mike Decina	Senior Director, Partnership Activation

**CORPORATE PARTNERSHIPS (CONT.)**

Julia Murphy . . . . . Senior Director, Partnership Activation  
 Chris Robertson . . . . . Director, Corporate Partnership Operations  
 Katie Carew . . . . . Director, Corporate Partnerships  
 Stephen Fiorella . . . . . Director, Corporate Partnerships  
 Mark Gennarelli . . . . . Director, Corporate Partnerships  
 Amanda DiPane . . . . . Senior Manager, Partnership Activation  
 Alex Casola . . . . . Senior Manager, Partnership Activation  
 Sarita Borajevic . . . . . Manager, Partnership Activation  
 Alex Cros . . . . . Manager, Partnership Activation  
 Conor Mara . . . . . Account Executive, Corporate Partnerships  
 Caleb Sink . . . . . Senior Coordinator, Partnership Activation  
 Corrin Martin . . . . . Coordinator, Corporate Partnership Operations and Events

**EQUIPMENT**

Tim Slaman . . . . . Director of Equipment Operations  
 Chris Priddy . . . . . Assistant Director of Equipment Operations  
 Kyle Lynch . . . . . Assistant Equipment Manager  
 Terry Mansfield . . . . . Field Security Manager  
 Harrison Eisen . . . . . Equipment Room Assistant  
 Pat Haggerty . . . . . Equipment Room Assistant  
 Ben Holt . . . . . Equipment Room Assistant

**FACILITY MANAGEMENT**

Victor McLoughlin . . . . . Facilities Project Manager  
 Daniel Bormschein . . . . . Facilities Manager  
 Jackie Lepow . . . . . Facilities Administrator  
 Rob Davis . . . . . Head Groundskeeper  
 Robert Blake, Jr. . . . . Assistant Groundskeeper  
 Jose Garcia . . . . . Facilities

**FINANCE**

Christine Procopis . . . . . Senior Vice President & Chief Financial Officer  
 Steve Hamrahi . . . . . Senior Vice President, Finance & Accounting  
 Amanda Snyder . . . . . Director of Payroll & Benefits  
 Allison Reed . . . . . Contoller - Facilities  
 Michael Feeley . . . . . Contoller - Operations  
 Michelle McCabe-Christensen . . . . . Senior Accounts Payable Analyst  
 Reinard Cantada . . . . . Staff Accountant  
 Spencer Parcel . . . . . Senior Manager, Financial Reporting  
 Chris DeFlora . . . . . Senior Manager, Financial Operations

**HUMAN RESOURCES & DIVERSITY, EQUITY AND INCLUSION**

Celeste Bell . . . . . Senior Vice President of Human Resources & Diversity, Equity and Inclusion

**INFORMATION TECHNOLOGY**

Justin Warren . . . . . Vice President, Information Technology  
 Julie Glsky . . . . . Director of IT - Applications and Development  
 Lamont McCormick . . . . . Systems Administrator  
 Leslie Garcia . . . . . IT/Help Desk Support  
 Andrew Nawolski . . . . . IT/Help Desk Support  
 Andrew Sanchez . . . . . IT/Help Desk Support  
 Christina Morillo . . . . . Security Manager  
 Nick Ogola . . . . . Senior Developer

**LEGAL**

Rich Hernandez, Esq. . . . . Senior Vice President & General Counsel  
 Debra Agosta . . . . . Vice President of Legal Services

**MARKETING**

Nilay Shah . . . . . Senior Vice President, Marketing & Brand Strategy  
 Dan Sperling . . . . . Vice President & Executive Producer  
 Christine Baluyot . . . . . Vice President, Production & Events  
 David Dominik . . . . . Vice President, Digital Strategy  
 Michael Becton . . . . . Director of Cinematography & Football Content  
 Doug Murphy . . . . . Creative & Brand Director  
 Matthew Swensen . . . . . Creative & Photography Director  
 Carey Bald . . . . . Director of Events & Fan Engagement  
 John Schmeelk . . . . . Director, Editorial and Audio Content  
 Emma Kaptein . . . . . Director, Social Strategy  
 Michael Eisen . . . . . Giants.com Senior Writer/Editor  
 Dan Salomone . . . . . Senior Managing Editor, Giants.com

**MARKETING (CONT.)**

Marissa Soto . . . . . Manager, Integrated Marketing  
 Cristina Simofsky . . . . . Manager, Social Media  
 Jed Emleo . . . . . Senior Graphic Designer  
 Natalie Wizel . . . . . Content Producer  
 Charles Erdmann . . . . . Video Producer/Editor  
 Christian Breslin . . . . . Graphic Designer  
 Matt Cihak . . . . . Digital Media Coordinator  
 Sydney Gahwyler . . . . . Coordinator, Production & Events  
 Cameron Brady . . . . . Graphic Design Coordinator  
 Pierson Butler . . . . . Associate Producer, Podcasts & Digital Content

**MEDICAL/STRENGTH AND CONDITIONING/PERFORMANCE/HEALTH AND WELLNESS/NUTRITION**

Ronnie Barnes . . . . . Senior Vice President, Medical Services/Head Athletic Trainer  
 Kameno Bell, MD . . . . . Consultant Team Physician/Emergency Services  
 Philip Buzzerio . . . . . Assistant Athletic Trainer  
 Frank Cammisia, MD . . . . . Consultant Orthopedist/Spine  
 Sam Coad . . . . . Director of Performance/Assistant Strength and Conditioning Coach  
 Dillon Douglass . . . . . Assistant Athletic Trainer/Physical Therapist  
 Michael Dunne . . . . . Assistant Athletic Trainer/Physical Therapist  
 Hugh Gardy, DDS . . . . . Team Dentist Emeritus  
 Brandon Harlin . . . . . Player Engagement Coordinator  
 Roger Haril, MD . . . . . Team Neurological Consultant  
 Robert Hotchkiss, MD . . . . . Consultant Orthopedist/Hand  
 Bryan Kelly, MD . . . . . Consultant Orthopedist/Hip  
 Steve Kennelly . . . . . Assistant Head Athletic Trainer  
 James Kinderknecht, MD . . . . . Primary Care Team Physician  
 Lani Lawrence, PsyD . . . . . Director of Wellness and Clinical Services, Player Engagement  
 Steven R. Leibowitz, MD . . . . . Internal Medicine Consultant  
 Mark Loecher . . . . . Assistant Strength and Conditioning Coach  
 Ashley Lynn . . . . . Director of Player Engagement  
 Justin Maher . . . . . Assistant Athletic Trainer/Physical Therapist  
 Martin O'Malley, MD . . . . . Consultant Orthopedist/Foot and Ankle  
 Frank Piraino . . . . . Director of Strength and Conditioning  
 Scott Rodeo, MD . . . . . Head Team Physician/Orthopedist  
 Jason Schepis, DMD . . . . . Team Dentist  
 Steve Smith . . . . . Director of Sports and Performance Nutrition  
 Steven Tatekawa . . . . . Assistant Strength and Conditioning Coach  
 Samuel Taylor, MD . . . . . Team Physician Orthopedics  
 Russell Warren, MD . . . . . Senior Team Physician/Orthopedist  
 Leigh Weiss . . . . . Director of Rehabilitation/Physical Therapist  
 Aaron Wellman . . . . . Executive Director of Strength and Conditioning  
 Drew Wilson . . . . . Assistant Director of Strength and Conditioning

**TICKET OFFICE**

Amy Matlins . . . . . Senior Director/Ticketing  
 Amanda Ferris . . . . . Assistant Director, Ticket Operations  
 Chris Gorman . . . . . Manager of Ticket Operations  
 Kathleen Collins . . . . . Ticket Operations Representative  
 Spencer Toneatto . . . . . Ticket Operations Representative

**GIANTS STADIUM LLC**

Kevin Frattura . . . . . Vice President of Sales & Services  
 Christie Landi . . . . . Vice President of Premium Sales  
 Brian Kelly . . . . . Senior Director, Client Services  
 Adam Lorber . . . . . Director, Premium Sales  
 Cameron Nichols . . . . . Director, Premium Sales  
 Anthony Pillari . . . . . Director, Premium Sales  
 Arianna Thompson . . . . . Senior Manager, Client Services  
 Dan Mucha . . . . . Senior Manager, Client Services  
 Keith Quarta . . . . . Senior Manager, Premium Sales  
 Mitch Hall . . . . . Senior Manager, Suite Services  
 Jaida Schettino . . . . . Manager, Suite Services  
 Timothy Maldonado . . . . . Manager, Ticket Sales  
 Brian Frankel . . . . . Senior Account Executive  
 Anthony Castaneda . . . . . Senior Account Executive  
 Lindsay Rosenberg . . . . . Senior Account Executive  
 Richard Ermeus . . . . . Account Executive  
 Carlee Stetson . . . . . Account Executive  
 Maggie Lafemina . . . . . Coordinator, Client Services  
 Brian Polanco . . . . . Coordinator, Client Services  
 Brendan Farley . . . . . Coordinator, Client Services  
 Hanna Qira . . . . . Coordinator, Client Services





# EXECUTIVES & STAFF

# WU



# JOHN K. MARA

PRESIDENT AND CHIEF EXECUTIVE OFFICER, BOARD DIRECTOR

NEW YORK FOOTBALL GIANTS

John K. Mara is in his 34th season with the Giants. The franchise's President and Chief Executive Officer, he assumed the team presidency upon the passing of his father, Wellington Mara, in 2005. Mara joined the Giants in 1991 as General Counsel and later added the title of Executive Vice President and Chief Operating Officer.

Mara, one of the NFL's most prominent and respected owners, is the chairman of the league's Management Council Executive Committee, and he played an important role in negotiating the 2011 and 2020 collective bargaining agreements with the NFL Players Association. He also serves on several other NFL committees, including for the last 24 years on the Competition Committee, which studies all aspects of the game and recommends rules and policy changes to NFL clubs. Mara also serves on the NFL's Health and Safety, Compensation, Workplace Diversity and Legalized Sports Betting committees.

Mara has been affiliated with the Giants his entire life. The franchise was founded in 1925 by his grandfather, Tim Mara. Wellington Mara was one of the most influential, respected and beloved executives in NFL history. Tim and Wellington Mara are both enshrined in the Pro Football Hall of Fame.

Since John Mara joined the organization in an official capacity, the Giants have participated in 11 playoffs, won five NFC East titles, and played in three Super Bowls, winning two.


John Mara, Steve Tisch and Jonathan Tisch, as well as Jets owner Woody Johnson, headlined the bid committee that helped convince NFL owners to award Super Bowl XLVIII to MetLife Stadium. Seattle and Denver played in the game on Feb. 2, 2014. The first Super Bowl to be held in a cold-weather outdoor venue was an overwhelming success, both during the week prior to the game and on game day. Mara was also instrumental in bringing the 2026 World Cup to MetLife Stadium, including the finals to be played on Sunday, July 19, 2026.

Born in New York City on Dec. 1, 1954, Mara grew up in Westchester County in White Plains and graduated from Iona Prep High School in New Rochelle. He attended Boston College where he received a B.S. degree in marketing, graduating with Cum Laude honors in 1976. Mara earned his law degree from Fordham University in 1979. He specialized in labor and employment law and litigation at two Manhattan firms prior to joining the Giants.

Mara serves on the Board of Directors of Saint Vincent's Hospital in Harrison, N.Y., Boys Hope Girls Hope of New York and the Newark, N.J. Covenant House Action Research Think Tank (CHART), which was formed to combat human trafficking.

John and his wife, the former Denise Walter, have five children and 14 grandchildren.





# STEVE TISCH

CHAIRMAN AND EXECUTIVE VICE PRESIDENT

NEW YORK FOOTBALL GIANTS

Steve Tisch is an Academy-award winning producer, partner at Escape Artists Productions, Chairman and Co-Owner of the New York Football Giants, and a committed philanthropist. He is the only person with both an Oscar and a Super Bowl ring, winning Best Picture for *Forrest Gump* in 1994, and receiving two Super Bowl rings as Chairman of the Giants for Super Bowls XLII and XLVI.

For more than four decades, Steve has successfully produced compelling stories in film and television, from the critically acclaimed television movie, *The Burning Bed* starring Farrah Fawcett, to *Risky Business*, the sleeper hit that helped launch Tom Cruise's career. Other film credits include *Lock, Stock and Two Smoking Barrels*, *American History X*, *Snatch*, *The Weather Man*, *The Pursuit of Happyness*, *Seven Pounds*, *The Taking of Pelham 123*, *The Back-Up Plan*, *Hope Springs*, *The Equalizer*, *Southpaw*, *The Equalizer 2*, *The Upside*, *Troop Zero*, *Pig*, *Being the Ricardos*, *A Journal For Jordan*, *¡Viva Maestro!* and *The Equalizer 3*.

On the television side, Escape Artists' first straight to series show, *Perpetual Grace, LTD.*, premiered on EPIX in 2019. Another Escape limited series, currently available to stream on Peacock, are Seasons 1 & 2 of *Dr. Death*, based on the Wondery podcast. Currently streaming on Apple TV are Seasons 1-4 of Escape's collaboration with M. Night Shyamalan, *Servant*. Tisch also served as an Executive Producer alongside Steven Spielberg and Alex Gibney on *Why We Hate*, a six-part docu-series examining the origins and dangers of hate, which aired on The Discovery Channel.

Steve has been involved with the New York Giants since his father, Preston Robert Tisch, purchased 50 percent of the franchise in 1991. In 2005, Steve was named Executive Vice President, and with the passing of his father, he assumed the additional title of Chairman. Steve worked closely with John Mara, President and CEO of the Giants, on the planning and construction of MetLife Stadium, which was completed in the spring of

2010 and ranked as the number one grossing stadium in the world in 2012. Steve also helped win the successful bid to bring Super Bowl XLVIII to MetLife Stadium in February 2014. Tisch and Mara were named Best NFL Owners by Forbes in 2011.

Tisch is also active in philanthropy, generously contributing his time and resources to a variety of organizations in arts, health and education. Recognizing the value of storytelling and its ability to increase dialogue and understanding, Steve made a transformative gift to Tel Aviv University, elevating its Department of Film and Television into a full school, now named The Steve Tisch School of Film and Television. The school has won top prizes at film festivals around the world and is Israel's leading institution of film and television studies. It is ranked by The Hollywood Reporter among the top 15 international film schools for three years in a row. Tisch was awarded an honorary doctorate degree from Tel Aviv University in 2016.

Tisch made a leadership gift to the David Geffen School of Medicine for the UCLA Steve Tisch BrainSPORT Program, the single largest donation from an individual to a medical center for a concussion-related initiative. The gift creates the first U.S. fellowship to train pediatric neurologists who specialize in sports concussions, and establishes the world's most sophisticated research, prevention, diagnosis and treatment program for concussions and brain injuries with a particular emphasis on young athletes.

Steve is currently on the Board of Trustees of the Los Angeles County Museum of Art, is a founding Trustee of The Geffen Theatre in Los Angeles, is on the Board of Advisors of the Tisch School of the Arts at New York University, and The Preston Robert Tisch Brain Tumor Center at Duke University and previously served on the board of the Sundance Institute.

Tisch resides in both Los Angeles and New York City.



# CHRIS MARA

SENIOR PLAYER PERSONNEL EXECUTIVE, BOARD DIRECTOR

NEW YORK FOOTBALL GIANTS

Chris Mara, who is in his 22nd season in his second stint with the Giants, is the team's senior personnel consultant. Mara joined the Giants as vice president of player evaluation on July 29, 2003. He was promoted in 2011 to senior vice president of player personnel and received his current title in 2022. In his position, Mara evaluates both college and professional players.

Mara was instrumental in acquiring numerous players on the 2007 and 2011 Giants teams that won Super Bowls XLIII and XLVI.

Mara first joined the Giants' staff prior to the 1979 season and over the next 14 years Mara was a member of the club's player personnel department. Mara was a scout during the franchise's first two Super Bowl Championship seasons in 1986 and 1990.

Following his first stint with the Giants, Mara spent eight years (1994-2001) operating ProRate, Inc., an independent football scouting service contracted by as many as 15 NFL franchises. The service provided an evaluation of the free agent market in the NFL.

Mara spent 2001-02 as the President/General Manager of the New Jersey Gladiators of the Arena Football League. He oversaw a myriad of responsibilities including ticket sales, operations, and the arena lease. Mara's primary focus was on player personnel and player contracts. He brought his extensive knowledge of professional football to the team and

revived the struggling franchise in just one season.

After a difficult first season, the Gladiators posted a 9-5 record in 2002 and a first-place finish in the Eastern Division of the National Conference. Posting the biggest turnaround in AFL history, the Gladiators finished the 2002 regular season with seven more victories than the previous year and qualified for the playoffs for the first time in franchise history.

Mara graduated from Iona Prep in New Rochelle, N.Y. where he was a standout defensive back for three seasons, winning All-Catholic High School Athletic Association recognition after his senior year.

He began his collegiate career at Springfield College, where he was a defensive back on the freshman team and lettered on the varsity golf team. He then transferred to Boston College, where he earned a B.A. in the arts and sciences. During his scholastic and collegiate days, Mara spent many summers working at Giants training camps. During the regular season, he worked with broadcast teams from both CBS-TV and NBC-TV, as well as with visiting and home radio broadcast groups.

Mara was born in New York City. He is married to the former Kathleen Rooney and the couple has four children - Daniel, Kate, Rooney and Conor - and eight grandchildren, Judith Kailee, Wellington Rooney, Ann MacKenna, Blaise Rooney (Daniel's children), two granddaughters (Kate's daughters) and two grandsons (one apiece for Kate and Rooney).





# JONATHAN TISCH

## TREASURER

NEW YORK FOOTBALL GIANTS

Jonathan M. Tisch is Co-Chairman of the Board of Loews Corporation and Executive Chairman of its subsidiary Loews Hotels & Co. Prior to assuming the role of Executive Chairman, Tisch was Chairman and CEO of Loews Hotels & Co. and has been an officer of the Company since 1986.

Tisch has led Loews' expansion and emergence as a prominent and respected hotel company with a widely praised culture that embraces the power of partnerships—with team members, guests, communities, and owners. He was voted "Hotelier of the World" by *HOTELS* magazine.

Recognized nationally as a statesman for the multibillion-dollar travel and tourism industry, Tisch is Chairman Emeritus of the U.S. Travel Association and previously served as chairman of the Travel Business Roundtable and the American Hotel & Lodging Association. Committed to a vibrant tourism industry locally, Tisch served for nearly six years as chairman of NYC & Company, New York City's official tourism agency, and was chairman of New York Rising, which was established to bring back visitors and revive the economy after 9/11. *Crain's New York Business* named him one of the "Top 10 Most Influential Business Leaders" and inducted him into its Hall of Fame, which recognizes individuals who have transformed the City in both their professional work and in their civic and philanthropic activities.

Tisch is the author of three bestselling books: *The Power of We:*

*Succeeding Through Partnerships, Chocolates on the Pillow Aren't Enough: Reinventing the Customer Experience, and Citizen You: Doing Your Part to Change the World.* He hosted the Emmy-nominated television series *Beyond the Boardroom*.

Tisch is a champion of corporate responsibility and active citizenship. More than 25 years ago, he initiated the Loews Hotels Good Neighbor Policy, a recipient of the US President's Service Award. He is currently Vice Chair Emeritus of the Board of Trustees of his alma mater, Tufts University, and is the naming benefactor of the Jonathan M. Tisch College of Civic Life at Tufts.

In 2017, he was honored by the New York University School of Professional Studies with the naming of the Jonathan M. Tisch Center of Hospitality, of which he has been a driving force for years. He is a founding board member and Chairman of The Shed, New York City's cultural center for arts and ideas, and a member of the Board of Trustees of the Hospital for Special Surgery.

A co-owner of the New York Giants, Tisch was instrumental in bringing the 2014 Super Bowl to the NYC metropolitan area and served as co-chair of the NY/NJ Super Bowl Host Committee.



# JOE SCHOEN

SENIOR VICE PRESIDENT AND GENERAL MANAGER

NEW YORK FOOTBALL GIANTS

Joe Schoen, who has more than 20 years of NFL experience as a scout and personnel executive, is in his third year as the Giants' senior vice president and general manager.

In 2022, his first season in the position, Schoen's retooling of the front office, hiring a standout head coach and restructuring the roster resulted in the Giants finishing with nine regular-season victories – five more than in 2021 – earning their first postseason berth in six years and winning their first playoff game since 2011.

In 2023, the Giants suffered a rash of injuries that limited quarterback Daniel Jones to six games and forced them to play long stretches without star left tackle Andrew Thomas and kicker Graham Gano. The reserve quarterbacks played several contests behind a patchwork offensive line.

But Schoen assembled a determined and resilient roster that played hard in every game. In the season's final three weeks, the Giants lost by eight points at defending NFC champion Philadelphia and by a single point to the postseason-bound Los Angeles Rams before ending the year with a resounding 27-10 victory against the Eagles, who were also headed to the playoffs.

One week after he was introduced as the general manager, Schoen hired Brian Daboll, with whom he worked for four years with the Buffalo Bills. Daboll's leadership, offensive acumen and strategic decisions not only fueled the Giants' resurgence but earned him the NFL Coach of the Year award.

Schoen strengthened the organization by adding several important personnel experts, including assistant general manager Brandon Brown, assistant director of player personnel Dennis Hickey and director of pro scouting Chris Rossetti, while retaining longtime contributors Kevin Abrams and Tim McDonnell.

The Giants' first two drafts with Schoen at the helm delivered numerous players who should be vital contributors for many seasons, including Kayvon Thibodeaux, Evan Neal, Wan'Dale Robinson, Daniel Bellinger, Deonte Banks, John Michael Schmitz, Jalin Hyatt, Eric Gray and Jordon Riley. He also re-signed quarterback Daniel Jones and Pro Bowl defensive lineman Dexter Lawrence and added a group of veterans that includes Bobby Okereke, who played every snap while leading the Giants with 149 tackles last season, Jason Pinnock and Isaiah Hodgins.

Schoen continued to upgrade the roster in 2024, adding 17 veteran players via free agency and engineering a trade with the Carolina Panthers that delivered premier pass rusher Brian Burns, a two-time Pro Bowler. Running back Devin Singletary, guard Jon Runyan, Jr., and offensive lineman Jermaine Eluemunor should all join Burns as immediate starters. Quarterback Drew Lock, wide receiver Isaiah McKenzie and defensive back Jalen Mills should be valuable reserves.

The 2024 NFL Draft delivered six players who joined the team with great promise. First-round choice Malik Nabers was a consensus top-two receiver in his draft. The players chosen in the next three rounds – safety Tyler Nubin, cornerback Andru Phillips and tight end Theo Johnson – could be Week 1 starters or contribute instantly as reserves. Running back Tyrone Tracy and linebacker Darius Muasau will also contend for playing time.

When he was hired on Jan. 21, 2022, Schoen, 45, became just the Giants' fifth general manager since 1979, when Pro Football Hall of Famer George Young joined the organization. Young was succeeded in 1998 by his assistant, Ernie Accorsi, who is in the franchise's Ring of Honor. Jerry Reese took over in 2007, the year he presided over the first of two Super Bowl victories. Dave Gettleman was the G.M. for four seasons before announcing his retirement the day following the final game of the 2021 season. Schoen is the first Giants general manager without previous ties to the franchise since Young.

Schoen spent only three weeks as a ticket office intern before entering the personnel side of the NFL in 2001 as a scouting assistant with the Carolina Panthers. He has also worked for the Miami Dolphins and Buffalo Bills, with whom he spent the previous five years as the team's assistant general manager.

After joining the Bills in 2017, Schoen – pronounced "Shane" – teamed with general manager Brandon Beane to make Buffalo a regular postseason participant and championship contender. Before their arrival in upstate New York, the Bills failed to make the playoffs for 17 consecutive seasons. After Schoen became Beane's top associate, the Bills earned a postseason berth in four of his five seasons with the team, including each of the last three, usurped six-time Super Bowl champion New England as the AFC East's best team and won the last two division titles, and advanced to the conference championship game in 2020.

Schoen was instrumental in acquiring a large majority of the players that have fueled Buffalo's successful run, including quarterback Josh Allen – selected seventh overall in the 2018 NFL Draft – wide receiver Stefon Diggs, running back Devin Singletary, wide receiver Gabe Davis, tight end Dawson Knox, defensive tackle Ed Oliver, linebacker Tremaine Edmonds, and kicker Tyler Bass.

Prior to moving to Buffalo, Schoen spent most of the previous decade in the Dolphins' front office, including the last three years as the team's director of player personnel.

Schoen's first year in Miami was 2008, when he began a five-year stint as one of the Dolphins' national scouts. In the first three of those years, he worked under Giants two-time Super Bowl-winning coach and Pro Football Hall of Famer Bill Parcells, then the team's executive vice president of football operations.

In 2013, Schoen was promoted to assistant director of college scouting. He led Miami's preparation, assessment and acquisition of potential professional and collegiate free agents. Schoen was heavily involved in Miami's NFL draft preparations, including evaluation and draft board construction while also serving as a key liaison between the coaching staff and personnel staff.

Schoen's first NFL job was as a ticket office intern with the Carolina Panthers in 2000 when he was a 21-year-old college junior. Beane, who filled various personnel and executive roles in his 19 seasons with Carolina, then presented Schoen with an opportunity to work in football operations. Schoen spent seven seasons (2001-07) working for the Panthers under Marty Hurney, first as a scouting assistant and then as a southeast and southwest area scout.



A native of Elkhart, Indiana, Schoen graduated from DePauw University in 2001 with a communications degree. He was a quarterback as a freshman and wide receiver his final three years, serving as a captain

during his senior season.

Schoen and his wife, Marie, have three children, daughters Sydney and Harper Grace and son Carson.

**REGULAR SEASON**

Coach	Seasons	Years	W	L	T	Pct
Robert Folwell	1925	1	8	4	0	.667
Joseph Alexander	1926	1	8	4	1	.667
Earl Potteiger	1927-28	2	15	8	3	.635
LeRoy Andrews*	1929-30	2	24	5	1	.817
Bennie Friedman	1930	1	2	0	0	.333
Steve Owen	1930-53	23	153	100	17	.598
Jim Lee Howell	1954-60	7	53	27	4	.655
Allie Sherman	1961-68	8	57	51	4	.527
Alex Webster	1969-73	5	29	40	1	.421
Bill Arnsparger#	1974-76	3	7	28	0	.200
John McVay	1976-78	3	14	23	0	.378
Ray Perkins	1979-82	4	23	34	0	.404
Bill Parcells	1983-90	8	77	49	1	.610
Ray Handley	1991-92	2	14	18	0	.438
Dan Reeves	1993-96	4	31	33	0	.484
Jim Fassel	1997-2003	7	58	53	1	.522
Tom Coughlin	2004-15	12	102	90	0	.531
Ben McAdoo+	2016-17	2	13	15	0	.464
Steve Spagnuolo	2017	1	1	3	0	.250
Pat Shurmur	2018-19	2	9	23	0	.281
Joe Judge	2020-21	2	10	23	0	.303
Brian Daboll	2022-23	2	15	18	1	.459

\* Andrews was replaced by Friedman and Owen after 15 games in 1930. # Arnsparger was replaced by McVay after seven games in 1976.  
 + McAdoo was replaced by Spagnuolo after 12 games in 2017.

**POSTSEASON**

Coach	G	Seasons	W	L	T	Pct
Steve Owen	10	1930-53	2	8	0	.200
Jim Lee Howell	4	1954-60	2	2	0	.500
Allie Sherman	3	1961-68	0	3	0	.000
Ray Perkins	2	1979-82	1	1	0	.500
Bill Parcells	11	1983-90	8	3	0	.727
Dan Reeves	2	1993-96	1	1	0	.500
Jim Fassel	5	1997-2003	2	3	0	.400
Tom Coughlin	11	2004-15	8	3	0	.727
Ben McAdoo	1	2016-17	0	1	0	.000
Brian Daboll	2	2022	1	1	0	.500

**PRESEASON**

Coach	G	Seasons	W	L	T	Pct
Jim Lee Howell	5	1954-60	1	3	1	.300
Allie Sherman	37	1961-68	14	22	1	.392
Alex Webster	29	1969-73	11	16	2	.414
Bill Arnsparger	18	1974-76	10	8	0	.555
John McVay	10	1976-78	3	7	0	.300
Ray Perkins	16	1979-82	5	11	0	.313
Bill Parcells	33	1983-90	27	6	0	.818
Ray Handley	8	1991-92	4	4	0	.500
Dan Reeves	17	1993-96	7	10	0	.412
Jim Fassel	29	1997-03	9	20	0	.310
Tom Coughlin	49	2004-15	26	23	0	.531
Ben McAdoo	8	2016-17	4	4	0	.500
Pat Shurmur	4	2018	2	2	0	.500
Joe Judge	3	2021	0	3	0	.000
Brian Daboll	6	2022-23	3	3	0	.500

**OPENING DAY GAMES**

Coach	G	Seasons	W	L	T	Pct
Robert Folwell	1	1925	0	1	0	.000
Joseph Alexander	1	1926	1	0	0	1.000
Earl Potteiger	2	1927-28	2	0	0	1.000
LeRoy Andrews	2	1929-30	1	0	1	.750
Steve Owen	23	1930-53	13	7	3	.630
Jim Lee Howell	7	1954-60	5	2	0	.714
Allie Sherman	8	1961-68	3	4	1	.438
Alex Webster	5	1969-73	3	2	0	.600
Bill Arnsparger	3	1974-76	1	2	0	.333
John McVay	2	1976-78	2	0	0	1.000
Ray Perkins	4	1979-82	1	3	0	.250
Bill Parcells	8	1983-90	5	3	0	.625
Ray Handley	2	1991-92	1	1	0	.500
Dan Reeves	4	1993-96	2	2	0	.500
Jim Fassel	7	1997-03	5	2	0	.714
Tom Coughlin	12	2004-15	4	8	0	.333
Ben McAdoo	2	2016-17	1	1	0	.500
Pat Shurmur	2	2018	0	2	0	.000
Joe Judge	2	2020-21	0	0	2	.000
Brian Daboll	2	2022-23	1	1	0	.500





# BRIAN DABOLL

## HEAD COACH

NEW YORK FOOTBALL GIANTS

Brian Daboll was hired as the 20th head coach in Giants history on Jan. 28, 2022, and directed one of the most successful debut seasons in the history of the franchise.

Daboll was named the 2022 NFL Coach of the Year after leading a resurgence that resulted in nine regular-season victories, the team's first playoff berth in six years, and its first postseason victory in 11 seasons. The Giants won just four games the previous season and Daboll was the first coach since 1990 selected Coach of the Year with fewer than 10 victories.

Daboll, 49, was the first Giants coach to be selected Coach of the Year since Jim Fassel in 1997. Like Fassel, Daboll took over a team that was last in the NFC East the previous year and led it to the playoffs in his debut season. He took the team one step further by defeating the Minnesota Vikings in an NFC Wild Card Game.

Daboll was the fifth Giants coach to be selected Coach of the Year since it was first awarded in 1957. Allie Sherman was honored in 1961 and 1962, Bill Parcells in 1986, Dan Reeves in 1993 and Fassel four years later.

When he was the Buffalo Bills' offensive coordinator in 2020, Daboll was voted the AP NFL Assistant Coach of the Year after the Bills finished 13-3 and unseated longtime powerhouse New England atop the division. Daboll is the first person to win both Coach of the Year and Assistant Coach of the Year.

In 2023, numerous Giants players suffered injuries that sidelined them for multiple games. Quarterback Daniel Jones was limited to six games and the Giants played for a significant time without tackles Andrew Thomas and Evan Neal, running back Saquon Barkley, tight end Darren Waller, center John Michael Schmitz, and kicker Graham Gano. The reserve quarterbacks played several contests behind a patchwork offensive line.

But Daboll's Giants displayed maximum effort in every game. In the season's final three weeks, the Giants lost by eight points at defending NFC champion Philadelphia and by a single point to the postseason-bound Los Angeles Rams before ending the year with a resounding 27-10 victory against the Eagles, who were also headed to the playoffs. It was the Giants' first victory against Philadelphia in six meetings, including one in the playoffs.

The Giants scored 25, 25 and 27 points in those three games, three of their five highest point totals of the season.

Under Daboll's mentorship, rookie free agent quarterback Tommy DeVito started six games in Jones' absence and won half of them, leading the Giants to victories at Washington and in home games vs. New England and Green Bay. DeVito was the first Giants rookie quarterback to win three consecutive starts since Phil Simms won four in a row in 1979. He was just the third undrafted rookie quarterback since the 1970 merger to win three starts in a season, joining Ed Rubbert, who won three strike-replacement games for Washington in 1987, and Pittsburgh's Devlin Hodges in 2019.

DeVito's passer ratings in those three games were 137.7, 103.9 and 113.9. He was the first undrafted rookie since 1970 to have three

consecutive games with a passer rating higher than 100. DeVito was the first Giants quarterback since Eli Manning in 2014 to record three straight games with a 100-plus passer rating.

DeVito was selected NFC Offensive Player of the Week after leading the Giants to a Monday night victory vs. the Packers. He completed 17 of 21 passes (season-high 81%) for 158 yards, one touchdown and no interceptions for a passer rating of 113.9 and added 10 rushing attempts for 71 yards. In the 74 seasons since the NFL began tracking starting quarterbacks in 1950, DeVito became the first starter in league history to complete at least 80% of his passes, rush for 70+ yards, commit no turnovers and take no sacks.

In Daboll's debut season, the Giants finished 9-7-1 and qualified for the NFC playoffs as a wild card team. It was the Giants' first winning season and first postseason appearance since 2016. The Giants won just four games in 2021, the year prior to Daboll's arrival, and the five-game improvement is their largest in one season since they jumped from six victories in 2015 to 11 the following season.

Daboll was the fifth coach in Giants history to lead the team to the playoffs in his debut season, joining Sherman (1961), Reeves (1993), Fassel (1997) and Ben McAdoo (2016). Rookie coach Earl Potteiger led the Giants to the 1927 NFL championship in the era before playoffs.

Daboll was one of three first-year head coaches to lead his team to the postseason in 2022, joining Minnesota's Kevin O'Connell and Miami's Mike McDaniel. Daboll was the only one of the three to advance to the divisional round, and he did so with a victory against O'Connell's Vikings.

Daboll was the first Giants coach to win his postseason debut since Reeves in 1993. He joined Jim Lee Howell, Ray Perkins, Bill Parcells and Reeves as Giants coaches who were victorious in their first playoff games.

The Daboll difference was evident early in the season. In 2020 and 2021, the Giants started 0-5 and then 0-3. But in their first game under Daboll, they overcame a 13-0 halftime deficit to defeat the Titans in Tennessee, 21-20, on a touchdown and two-point conversion reception with 1:06 remaining. Daboll became the first Giants coach to win his debut with the team since McAdoo in 2016. He was the first Giants coach to win five of his first six games since Reeves in 1993, and his 6-1 start was the best for a coach in his first Giants season since LeRoy Andrews was 6-0-1 in 1929.

In the first five weeks of the season, the Giants defeated Tennessee and Green Bay, the 2021 No. 1 playoff seeds in their respective conferences.

The Giants performed significantly better on offense in 2022 than they had the previous season. Their 365 points were 107 more than they scored in 2021. The Giants averaged 333.9 yards a game, an increase of 46.6 yards per game. One year after averaging 99.3 rushing yards a game and 4.0 yards per carry, they finished fourth in the NFL with 148.2 rushing yards a game and fifth with 4.8 yards a carry. Their 352 first downs were 53 more than the previous season.

Under the tutelage of Daboll and his offensive assistants, quarterback Daniel Jones and running back Saquon Barkley – each selected in the top six picks of their respective drafts – had their finest statistical seasons.

Jones completed 317 of 472 passes for 3,205 yards, all career highs. His 15 touchdown passes were the 2nd-highest total of his career, and his 5 interceptions were a career low. Jones' passer rating was a career-best 92.5 and his 67.16 completion percentage was a Giants' single season record. He had each of his five highest single-game completion percentages in 2022: 80.9 at Tennessee, 80.6 vs. Washington, 79.2 vs. Indianapolis, 77.8 at Green Bay and 76.5 vs. Houston. Jones led with NFL and set a franchise record by throwing an interception on just 1.1% of his passes (five in 472 throws).

In addition, Jones rushed for a Giants quarterback-record 708 yards and seven touchdowns on 120 carries, all the second-highest totals on the team.

Barkley was selected to his second Pro Bowl and was one of three players nominated for the NFL Comeback Player of the Year award. He had career-high totals of 295 carries for 1,312 yards – the NFL's fourth-highest total – and rushed for 10 touchdowns, one less than his career-high rookie total. Barkley was also the team's co-leader with 57 receptions and was seventh in the NFL with 1,650 scrimmage yards, almost double his 2021 total of 856.

Daboll joined the Giants with 20 years of NFL coaching experience.

He is a five-time Super Bowl champion with the New England Patriots and won a national championship at the University of Alabama.

Daboll joined the Giants after spending the previous four seasons as the offensive coordinator of the Bills. He devised the game plans and called the plays for one of the most productive offenses in the NFL, one that helped Buffalo earn three consecutive playoff berths, win two AFC East titles and advance to the conference championship game in 2020.

Daboll also oversaw the development of quarterback Josh Allen, the seventh overall selection in the 2018 NFL Draft. Allen is the only player in history with 100 passing touchdowns and 30 rushing scores in his first four years. In his last two seasons working with Daboll, Allen threw 73 touchdown passes against just 24 interceptions.

In 2021, Daboll's offense excelled as Buffalo won its second straight AFC East championship with an 11-6 record. The Bills finished third in the NFL with 28.4 points a game and fifth with 381.9 yards a game. Allen was sixth in the league with a franchise-record 409 completions, seventh with 36 touchdown passes and eighth with 4,407 yards. Allen's favorite target, wide receiver Stefon Diggs, caught 103 passes for 1,225 yards and 10 touchdowns.

Daboll was voted the AP's NFL Assistant Coach of the Year in 2020 when Allen finished second in the NFL MVP voting after setting Buffalo single season franchise records with 4,544 yards, 37 touchdown passes, a 69.2 completion percentage and a 107.2 passer rating.

Daboll joined the Bills in 2018 and in his second season the Bills scored 45 more points and won four more games than they had in the previous season to earn a wild card berth.

In 2017, Daboll returned to collegiate coaching for the first time in 18 years when he became the offensive coordinator and quarterbacks coach at Alabama, which finished 13-1 and earned its 17<sup>th</sup> national championship. The Crimson Tide averaged 38.8 points, 245.0 rushing yards, 210.3 passing yards and 455.3 yards of total offense in Daboll's one season in Tuscaloosa. Daboll coached future NFL quarterbacks Jalen Hurts, Tua Tagovailoa and Mac Jones.

Daboll joined the Crimson Tide after spending the previous four seasons with the Patriots, his second stint with the team. He spent a total of 11 seasons in New England and helped the team win five Super Bowl titles (XXXVI, XXXVIII, XXXIX, XLIX and LI).

Daboll was an offensive assistant in 2013 before coaching the Patriots' tight ends the next three seasons. Under his tutelage, Rob Gronkowski was selected first-team All-Pro in 2014 and 2015. The following season, Gronkowski and Martellus Bennett combined for 80 receptions, 1,241 yards and 10 touchdowns.

Daboll was the Kansas City Chiefs' offensive coordinator in 2012. The Chiefs finished fifth in the NFL with an average of 149.7 rushing yards a game. Jamaal Charles was fourth with 1,509 yards and five touchdowns and averaged 5.3 yards a carry while earning a selection to the Pro Bowl.

In 2011, Daboll was coordinator in Miami, which improved from 30th in the league the year before his arrival to 20th during his one season with the team. That Dolphins team had both a 1,000-yard rusher and 1,000-yard receiver for the first time in franchise history as Reggie Bush ran for 1,086 yards and Brandon Marshall totaled 1,214 yards while catching a team-high 81 passes.

Prior to joining the Dolphins, Daboll served as Cleveland's offensive coordinator during the 2009 and 2010 seasons. The Browns offense saw dramatic improvement in the second half of the 2009 season. Cleveland scored 11.1 more points per game, was 20.8 percent better in the red zone, converted on 14.7 percent more third downs and averaged 1.9 fewer turnovers per game during the final eight games of the season. The 2010 season saw the Browns improve 12 spots to rank eighth in the NFL in rushing offense, averaging 130.4 yards per game.

Daboll coached quarterbacks during his two seasons (2007-08) with the New York Jets. He helped Hall of Fame quarterback Brett Favre pick up the Jets offense after the signal-caller came out of retirement. In his one season under Daboll, Favre was named to the AFC Pro Bowl team and had the second-highest completion percentage of his career (65.7). Daboll also helped the Jets improve from the NFL's 25th ranked scoring offense in his first season to No. 9 in season two, averaging 25.3 points per game.

Daboll's first stint in New England began in 2000, his first of two seasons as a defensive assistant for head coach Bill Belichick.

From 2002-06, he coached the Patriots' wide receivers. Daboll helped Deion Branch earn Super Bowl XXXIX MVP honors in the Patriots' victory against Philadelphia following the 2004 season. Branch became the first wide receiver to win the honor since San Francisco's Jerry Rice in Super Bowl XXIII after the 1988 season.

Prior to entering the NFL, Daboll spent the 1997 season as a volunteer assistant at the College of William & Mary before serving two seasons (1998-99) as a graduate assistant for Nick Saban at Michigan State.

Daboll graduated from the University of Rochester in 1997 with an economics degree. He was a two-year starter at safety for the Yellowjackets and intercepted three passes in a game in his junior season.

Daboll was born in Welland, Ontario, Canada, a suburb of Niagara Falls. He was raised by his grandparents and mother in West Seneca, N.Y. Daboll lettered in football at Saint Francis High School in Athol Springs, N.Y.

Daboll and his wife Beth have six children: Mark, Christian, Aiden, Haven, Avery and Luke.

COACHING CAREER

1997	The College of William & Mary	volunteer assistant
1998-99	Michigan State University	graduate assistant
2000-01	New England Patriots	defensive assistant
2002-06	New England Patriots	wide receivers
2007-08	New York Jets	quarterbacks
2009-10	Cleveland Browns	offensive coordinator
2011	Miami Dolphins	offensive coordinator
2012	Kansas City Chiefs	offensive coordinator
2013	New England Patriots	offensive coaching assistant
2014-16	New England Patriots	tight ends
2017	University of Alabama	offensive coordinator/quarterbacks
2018-2021	Buffalo Bills	offensive coordinator
2022-24	New York Giants	head coach





# MIKE KAFKA

ASSISTANT HEAD COACH/OFFENSIVE COORDINATOR

NEW YORK FOOTBALL GIANTS

Mike Kafka is in his third season as the Giants' offensive coordinator and his first with the additional title of assistant head coach. This is his eighth season coaching in the NFL.

In 2023, Kafka directed an offense that improved and developed throughout the season despite a series of injuries at several positions. The Giants started three different quarterbacks as Daniel Jones played in only six games because of neck and knee injuries. Running back Saquon Barkley, tight end Darren Waller, tackles Andrew Thomas and Evan Neal, and center John Michael Schmitz were other frontline players who missed multiple games.

Despite the lineup shuffling, the Giants scored 25, 25, and 27 points in their final three games - against playoff teams Philadelphia and the Los Angeles Rams - three of their five highest point totals of the season.

Working with Kafka, a former quarterback, rookie Tommy DeVito started six games in Jones' absence and won half of them, leading the Giants to victories at Washington and in home games vs. New England and Green Bay. DeVito was the first Giants rookie quarterback to win three consecutive starts since Phil Simms won four in a row in 1979. He was just the third undrafted rookie quarterback since the 1970 merger to win three starts in a season, joining Ed Rubbert, who won three strike-replacement games for Washington in 1987, and Pittsburgh's Devlin Hodges in 2019.

DeVito's passer ratings in those three games were 137.7, 103.9 and 113.9. He was the first undrafted rookie since 1970 to have three consecutive games with a passer rating higher than 100. DeVito was the first Giants quarterback since Eli Manning in 2014 to record three straight games with a 100-plus passer rating.

DeVito was selected NFC Offensive Player of the Week after leading the Giants to a Monday night victory vs. the Packers. He completed 17 of 21 passes (season-high 81%) for 158 yards, one touchdown, and no interceptions for a passer rating of 113.9 and added 10 rushing attempts for 71 yards. In the 74 seasons since the NFL began tracking starting quarterbacks in 1950, DeVito became the first starter in league history to complete at least 80% of his passes, rush for 70+ yards, commit no turnovers, and take no sacks.

He was the second undrafted rookie in the common-draft era (since 1967) with an 80+ completion percentage (minimum 15 attempts) in a game. DeVito's 71 rushing yards were the most by a Giants rookie quarterback in a game since 1960.

The Giants' offense significantly improved in Kafka's first season as coordinator. The team's 365 points were 107 more than they scored in 2021. They averaged 333.9 yards a game, an increase of 46.6 yards per game. One year after averaging 99.3 rushing yards a game and 4.0 yards per carry, the Giants finished fourth in the NFL with 148.2 rushing yards a game and fifth with 4.8 yards a carry. Their 352 first downs were 53 more than the previous season.

Jones had his finest statistical seasons while leading the Giants to their first playoff berth in six years. He completed 317 of 472 passes for 3,205 yards, all career highs. His 15 touchdown passes were the second-highest total of his career, and his five interceptions were a career low. Jones' passer rating was a career-best 92.5 and his 67.16 completion

percentage was a Giants' single season record. Jones led with NFL and set a franchise record by throwing an interception on just 1.1% of his passes (five in 472 throws).

In addition, Jones rushed for a Giants quarterback-record 708 yards and seven touchdowns on 120 carries, all the second-highest totals on the team.

Before coming to the Giants, Kafka, 37, spent five seasons as an assistant coach on Andy Reid's staff with the Kansas City Chiefs, the last two as the team's quarterbacks coach and passing game coordinator.

During Kafka's tenure in Kansas City, the Chiefs were one of the NFL's most successful teams and deployed one of the league's most prolific offenses. Patrick Mahomes became an NFL most valuable player and Tyreek Hill, Travis Kelce and Mecole Hardman developed into elite receivers.

In 2021, the Chiefs advanced to the AFC Championship Game for the fourth consecutive year, a streak in which they advanced to two Super Bowls, winning one. Kansas City finished fourth in the NFL in scoring (28.2 points a game) third in total yardage (396.8) and fourth in passing yardage (281.8). Mahomes threw for 4,839 yards - his fourth consecutive 4,000-yard season - and 37 touchdowns against just 13 interceptions. Wide receiver Hill and tight end Kelce combined for 203 catches, 2,364 yards and 11 touchdowns in the regular season, while Hardman added 59 receptions 692 yards and two scores. The trio combined to score seven touchdowns in three postseason games.

The previous year, Mahomes threw for 4,740 yards and 38 touchdowns to become just the seventh player in NFL history to throw for 4,500+ passing yards and 35+ touchdown passes multiple times in his career. The Chiefs' passing game ranked first in the league in yards-per-game (303.4), third in average gain per pass play (7.48) and tied for third in passing touchdowns.

In 2019, Mahomes threw 26 touchdown passes despite missing multiple games due to injury. He concluded that season by rallying the Chiefs from a 10-point fourth-quarter deficit to defeat San Francisco in Super Bowl LIV for their first title in 50 years. At 24 years and 138 days old, Mahomes became youngest quarterback to be named Super Bowl MVP.

In Kafka's first year coaching Kansas City's quarterbacks in 2018, Mahomes was voted the league's MVP after becoming only the second quarterback to pass for over 5,000 yards and 50 touchdown passes in a season.

Kafka served as an offensive quality control coach in his first year with the Chiefs in 2017, when he mentored Mahomes during the quarterback's rookie season.

In 2016, Kafka served as an offensive graduate assistant at his alma mater, Northwestern University. With Kafka's assistance, the Wildcats averaged 398.2 yards per game and 26.0 points per game, and defeated Pittsburgh, 31-24, in the New Era Pinstripe Bowl in Yankee Stadium.

Prior to becoming a coach, Kafka enjoyed a six-year NFL playing career, primarily as a backup quarterback and practice squad member with several teams.

Kafka was a fourth-round choice in the 2010 NFL Draft (122nd overall) by the Philadelphia Eagles, then coached by Reid, who has held the same position with the Chiefs since 2013. He played in four games, all with the 2011 Eagles (he completed four of seven passes vs. the Giants on Sept. 25). Kafka also did stints with New England, Tampa Bay, and Minnesota, where he spent his final season in 2015.

Kafka played in 30 games at Northwestern, where he completed 408 of 637 passes (64.1%) for 4,265 yards with 19 touchdowns. He set single-game records in both passing yards (532 vs. Auburn, 2010) and rushing

yards by a quarterback (217 vs. Minnesota, 2008). Additionally, his 3,725 yards of total offense as a senior in 2009 stands as the No. 2 season in program history.

A product of Chicago's St. Rita High School, Kafka earned a degree in communication studies from Northwestern.

Mike and his wife, Alli, have three children, Ashton, Jackson, and Camden.

### COACHING CAREER

2016	Northwestern University	offensive graduate assistant
2017	Kansas City Chiefs	offensive quality control
2018-19	Kansas City Chiefs	quarterbacks
2020-21	Kansas City Chiefs	quarterbacks/passing game coordinator
<b>2022-23</b>	<b>New York Giants</b>	<b>offensive coordinator</b>
<b>2024</b>	<b>New York Giants</b>	<b>assistant head coach/offensive coordinator</b>



2024



# SHANE BOWEN

DEFENSIVE COORDINATOR

NEW YORK FOOTBALL GIANTS

Shane Bowen is in his first season as the Giants' defensive coordinator, a position he held the previous three years with the Tennessee Titans. He was promoted to coordinator in 2021 after spending his first three seasons with the Titans as outside linebackers coach.

In 2023, Bowen's defense ranked first in the NFL in red zone scoring (allowed touchdowns on 37.7% of opponent drives inside the 20), goal-to-go scoring (42.9% resulted in touchdowns), and third-down conversation rate in the red zone (23.4%). In addition, Tennessee's defense was seventh in the NFL in rushing defense, allowing 107.7 yards a game.

From 2021 to 2023, the Titans surrendered the fewest rushing yards in the NFL (89.7 per game) and a league-low 3.70 rushing yards-per-carry. They allowed 33 rushing touchdowns in that span; only the Baltimore Ravens and New England Patriots allowed fewer with 30 apiece. Tennessee's opponents scored 106 touchdowns from scrimmage in Bowen's three seasons as coordinator, the seventh-lowest total in the NFL.

Titans opponents averaged a league-low 80.7 rushing yards per game in 2021-22, when the defense allowed just two backs to run for 100 yards - one in each season.

In 2022, the Titans led the NFL in rushing defense for the first time since 2003, surrendering only 76.9 yards a contest, the second-best figure in franchise history (73.4 in 1960). That season, Tennessee ranked third in third-down defense, allowing a conversion rate of 34.2% (77 of 225). Bowen's unit succeeded despite using an NFL-high 40 players on defense, including 28 starters, the league's second-highest total.

In Bowen's first season as defensive coordinator in 2021, the Titans ranked second in the NFL in rushing defense (84.6 yards a game). Jacksonville's James Robinson was the only back that season to exceed 70 rushing yards against the Titans. Outside linebacker Harold Landry III (12.0 sacks) and defensive linemen Denico Autry (9.0 sacks) and Jeffery Simmons (8.5) were the NFL's only trio with at least eight sacks each. In the divisional playoffs, the Titans set a franchise postseason record and matched the NFL postseason record with nine sacks against the Cincinnati Bengals.

Landry, Simmons, and safety Kevin Byard were all named to the Pro Bowl following the 2021 campaign, with Byard adding first-team All-Pro honors. It was the first of two consecutive Pro Bowl nods for Simmons.

In 2020, Bowen added defensive play-caller to his responsibilities tutoring the outside linebackers. The Titans' defense ranked seventh in the NFL with 23 takeaways, including 15 interceptions, which ranked seventh in the league and were the most by the Titans since 2012 (19).

Bowen joined the Titans after spending two seasons with the Houston Texans as a defensive assistant. In 2017, despite being beset by key injuries, the Texans ranked fifth in third-down defense and set a franchise record for fewest yards per carry by opponents (3.97). The previous year, Bowen was part of a coaching staff that produced the NFL's top-ranked defense (301.3 yards allowed per game) for the first time in franchise history.

Bowen joined Kennesaw State University in 2013 as one of the first coaches to help launch the school's new football program. The team's inaugural season was 2015, and with Bowen serving as linebackers coach, the Owls went 6-5 in the Big South Conference.

Bowen spent the 2012 campaign as a defensive graduate assistant at Ohio State. He assisted with the defensive line, a unit that produced two first-team All-Big Ten selections, and the conference's Defensive Player of the Year, outside linebacker John Simon. The Buckeyes concluded the year with a 12-0 mark and ranked No. 3 nationally.

Bowen began his coaching career in 2009 as a student assistant at Georgia Tech after an injury ended his playing career during his junior season. He assisted with the linebackers before becoming an offensive graduate assistant, at position he held for two years.

A three-year letterman at outside linebacker for Georgia Tech, Bowen started 10 games and played in 38 consecutive games. He helped the Yellow Jackets win Atlantic Coast Conference Coastal Division titles in 2006 and 2008. The team also played in three consecutive bowl games.

Bowen, named to the Dean's List three times while at Georgia Tech, earned a Bachelor of Science degree in business management in 2009, and a master's degree in workforce development and education from Ohio State in 2014.

A native of Pickerington, Ohio, Shane and his wife, Courtney, have a daughter, Harper Belle, and a son, Brooks.

## COACHING CAREER

2009	Georgia Tech	assistant linebackers
2010-11	Georgia Tech	offensive graduate assistant
2012	Ohio State	defensive graduate assistant
2013-15	Kennesaw State	linebackers
2016-17	Houston Texans	defensive assistant
2018-20	Tennessee Titans	outside linebackers
2021-23	Tennessee Titans	defensive coordinator
2024	New York Giants	defensive coordinator

2024



# MICHAEL GHOBRIAL

SPECIAL TEAMS COORDINATOR

NEW YORK FOOTBALL GIANTS

Michael Ghobrial is in his first season as the Giants' special teams coordinator. He spent the previous three seasons as an assistant coordinator on the Jets' staff and before that was a special teams coordinator on the collegiate level for five years.

In 2023, the Jets' kickoff coverage was the NFL's best, allowing an average of just 15.3 yards a return. Their opponents' 40.4-yard net punting average ranked seventh in the NFL. Kicker Greg Zuerlein made 35 of 38 field goal attempts, including five-of-six from 50+ yards, a .921 percentage, and scored 120 points.

Rookie Xavier Gipson was second in the league with a 23.2-yard kickoff return average and tied for 12th with a 9.7-yard punt return average, including a game-winning 65-yard touchdown in the season opener vs. Buffalo. Ashtyn Davis was among the league leaders with 12 special teams tackles (nine solo) and forced and recovered a fumble.

The previous season, special teams captain Justin Hardee was selected to his first Pro Bowl after posting a career-high 14 tackles. He became just the sixth Jets special teamer to be selected to the Pro Bowl since 1970 and the only core special teamer. Two of the six were chosen during Ghobrial's tenure. Zuerlein kicked three of the four longest field goals in franchise history and became one of four Jets to convert multiple field

goals of 55+ yards as a Jet.

In 2021, the Jets were the only team in the league to finish in the top five in both kickoff (27.4 yards) and punt return (12.1 yards) average. Wide receiver/return specialist Braxton Berrios was selected as an All Pro after he led the NFL with a 30.4-yard kickoff return average and finished second with a 13.4-yard punt return average.

Prior to joining the Jets, Ghobrial served as the special teams coordinator at Washington State (2020), Hawai'i (2018-19) and Tarleton State (2016-17). Following his first season at Tarleton State, he spent training camp with the Detroit Lions as part of the Bill Walsh Diversity Coaching Fellowship.

Ghobrial began his coaching career at his alma mater, UCLA, first as an undergrad assistant (2009-10), then a quality control coach (2011) and finally as a graduate assistant (2012-13). Following his time with the Bruins, he coached at Syracuse (2014) and Colorado Mesa (2015), serving as the team's co-special teams coordinator in addition to coaching the defensive line and outside linebackers.

Ghobrial played defensive end for two seasons at UCLA, where he earned his bachelor's degree in history and a master's degree in social science and comparative education.

## COACHING CAREER

2009-10	UCLA	undergraduate assistant
2011	UCLA	quality control
2012-13	UCLA	graduate assistant
2014	Syracuse University	graduate assistant
2015	Colorado Mesa University	co-special teams coordinator/defensive line/outside linebackers
2016-17	Tarleton State University	special teams coordinator/defensive line/outside linebackers
2017	Detroit Lions	bill walsh diversity coaching fellowship
2018-19	University of Hawai'i	special teams coordinator
2020	Washington State University	special teams coordinator
2021-23	New York Jets	assistant special teams
2024	New York Giants	special teams coordinator



2024



# LAURA YOUNG

DIRECTOR OF COACHING OPERATIONS

NEW YORK FOOTBALL GIANTS

Laura Young, the first woman to hold a coaching position in Giants history, is in her third season as the team’s director of coaching operations. She has 20 years of NFL experience and is involved in every aspect of the football operations from devising team schedules to assisting on the practice field during the week and on the gameday sideline.

When Brian Daboll was named the Giants coach in January 2022, one of his first moves was to hire Young as his top assistant.

Young came to the Giants from the Buffalo Bills, where she served under two head coaches and worked alongside Daboll for four years and Joe Schoen, now the Giants’ general manager, for five.

She joined the Bills in 2015 working under Rex Ryan as the manager of football administration services/assistant to the head coach. Sean McDermott replaced Ryan in 2017 and in April of that year, Young transitioned to the player development department. In that role, she worked closely with coaches and players as they transitioned into the NFL and Buffalo area, helped develop player career, leadership and professional growth, worked with the Women’s association and was involved in other operational roles for players, coaches and their families. In addition, during the 2020 and 2021 seasons, she served as the Bills’

COVID-19 protocol coordinator.

Prior to joining the Bills, Young spent six seasons with the Jets when Ryan was the team’s head coach. She served as the assistant to the head coach from 2009-13 before moving to the personnel department as manager of football administrative services for the 2014 season.

Young entered the NFL in 2004 with the Baltimore Ravens as the executive assistant to the vice president of business ventures and the team president. She remained in that position through the 2008 season.

Prior to embarking on her football career, Young worked in accounting, coached high school athletics and taught special education.

Young has a bachelor’s degree in sports medicine from the University of the Pacific.

Shortly after joining the Giants, Young was joined by another woman on the staff when Angela Baker, who is an offensive assistant and the team’s inaugural recipient of the Rosie Brown Minority Coaching Fellowship, was hired. The third woman on the football side of the Giants’ organization is Hannah Burnett, who has been the team’s first full-time female scout since 2020.

## COACHING CAREER

2004-08	Baltimore Ravens	.....	executive assistant
2009-13	New York Jets	.....	assistant to the head coach
2014	New York Jets	.....	manager of football administrative services
2015-16	Buffalo Bills	.....	manager of football administrative services/assistant to the head coach
2017-21	Buffalo Bills	.....	player services coordinator
2022-24	New York Giants	.....	director of coaching operations

2024



# CAM ACHORD

ASSISTANT SPECIAL TEAMS

NEW YORK FOOTBALL GIANTS

Cam Achord is in his first season as a Giants assistant special teams coach. Achord spent the previous six seasons on the New England Patriots' coaching staff, including the last four as the team's special teams coordinator.

In 2023, the Patriots finished third in the NFL with a 26.2-yard kickoff return average while their coverage team was sixth, allowing an average 20.6 yards. With punter Bryce Baringer leading the way, New England topped the NFL with 38 punts downed inside the 20-yard line. The Patriots joined the Houston Texans and New Orleans Saints as the only NFL teams to score two special teams touchdowns; New England scored on Jalen Reagor's 98-yard kickoff return vs. Buffalo and Cody Davis' fumble return at Denver. Brenden Schooler was selected to the 2023 NFLPA Players All-Pro as the core special teams player.

The previous season, Achord's unit ranked first in the NFL with 418 punt return yards and third with 1,274 total return yards. Rookie Marcus Jones was the AP's first-team all-pro punt returner after he ranked second in total return yards (1,007) punt return average (10.7 yards) and first in punt return yards (362), and has the longest punt return (84 yards).

In 2020, the Patriots ranked No. 1 in Rick Gosselin's annual rankings of all 32 NFL teams' special teams. That season and in 2021, New England ranked fourth in opponent kickoff return starting field position. Special teamer Matthew Slater was selected to his 10th Pro Bowl and earned his third second-team all-pro honors. In 2020, the punt team ranked first in net punting and second in return yards allowed.

Punt returner Gunner Olszewski – currently a member of the Giants – was

named the NFL's first-team all-pro punt returner in 2020 after leading the league in led the league in punt return yards (346) and average (17.3 yards, including a 70-yard touchdown). Slater and punter Jake Bailey were selected to the Pro Bowl.

Achord joined the Patriots after five seasons with Southwest Mississippi Community College, where he served the offensive, special teams, and recruiting coordinator, and coached quarterbacks, running backs and tight ends coach. In 2014, Achord's kickoff return unit ranked third and the punt return unit ranked second in the nation in return average.

Achord spent the 2010-11 seasons as a special teams graduate assistant and worked with the linebackers at the University of Southern Mississippi. In 2012, he was an offensive graduate assistant, working with the quarterbacks.

A four-year starter at free safety at Belhaven University, Achord served as a team captain in 2008 and 2009. He was a two-time Academic All-American honoree and twice named a Mid-South Conference Player of the Week. In addition, he was an All-Conference back in 2009 and an Honorable Mention back in 2007. In 2010, he participated in the NAIA Senior Classic.

Achord (pronounced AY-cord) is a 2009 graduate of Belhaven University in Mississippi with degrees in computer information science and sports administration. He received a master's degree in sports management from the University of Southern Mississippi in 2011. Achord is a native of Brookhaven, Miss.

Achord and his wife, Emily, have a son, Dawson, who was born in 2023.

## COACHING CAREER

2010-11	Southern Mississippi University	special teams graduate assistant/linebackers
2012	Southern Mississippi University	offensive graduate assistant/quarterbacks
2013-14	Southwest Mississippi Community College	special teams coordinator/wide receivers/tight ends/recruiting coordinator
2015	Southwest Mississippi Community College	special teams/pass game coordinator/quarterbacks/running backs/tight ends/recruiting coord.
2016-17	Southwest Mississippi Community College	offensive/special teams coordinator/quarterbacks/running backs/tight ends/recruiting coordinator
2018-19	New England Patriots	assistant special teams
2020-23	New England Patriots	special teams coordinator
2024	New York Giants	assistant special teams



2024



# MIKE ADAMS

ASSISTANT SECONDARY COACH

NEW YORK FOOTBALL GIANTS

Mike "Pops" Adams, a two-time Pro Bowl player, is in his second season on the Giants' staff and his first season as the assistant secondary coach, a position he held with the Chicago Bears in 2021.

Adams was an assistant special teams coach in 2023, when Giants' punt team finished seventh in the NFL, allowing an average return of 6.9 yards. Gunner Olszewski's 94-yard touchdown vs. the Rams was the Giants' first punt return touchdown since 2015.

Adams entered the NFL as an undrafted free agent from the University of Delaware and played 16 seasons in the league, including stints with the San Francisco 49ers (2004-06), Cleveland Browns (2007-11), Denver Broncos (2012-13), Indianapolis Colts (2014-16), Carolina Panthers (2017-18) and Houston Texans (2019).

Adams appeared in 228 regular-season games with 149 starts and was credited with 869 tackles (653 solo), 90 passes defended, 30

interceptions, 15 tackles for loss and 13 forced fumbles. He also played in 10 postseason games with eight starts, including one in the Broncos' Super Bowl XLVIII loss to Seattle in MetLife Stadium.

Adams had his best statistical seasons with the Colts in 2014 and 2015, when he was twice selected to the Pro Bowl while totaling 162 tackles, 10 interceptions for 87 yards and a touchdown, five forced fumbles and three fumble recoveries.

Adams was born in Paterson, N.J. and starred at Passaic County Technical Institute, located just 16 miles from MetLife, and helped lead the football team to the 1998 New Jersey Group 4 title.

At the University of Delaware, Adams played in 43 games with 23 starts and collected 213 tackles and 11 interceptions. He was a co-captain on UD's 2003 Division I-AA NCAA championship team. Adams' 228 NFL games are a record for a Delaware alumnus.

## COACHING CAREER

2021	Chicago Bears .....	assistant defensive backs
2023	New York Giants .....	assistant special teams
2024	New York Giants .....	assistant secondary

2024



# ANGELA BAKER

OFFENSIVE ASSISTANT

NEW YORK FOOTBALL GIANTS

Angela Baker is in her third season on the Giants’ coaching staff and her second season as an offensive assistant. She served as an offensive quality control coach in her debut season with the team.

Baker works closely with the Giants’ tight ends and their coach, Tim Kelly, and has daily and direct contact with head coach Brian Daboll and offensive coordinator Mike Kafka. She coached the tight ends for the West team in the 2024 East-West Shrine Bowl Game. Kafka was the team’s head coach.

In 2022, Baker was the Giants’ inaugural recipient of the Rosie Brown Minority Coaching Fellowship and joined Laura Young as the first women to hold coaching positions in Giants history. Young is the team’s director of coaching operations.

Baker spent the 2021 season at the University of Redlands in California, where she helped coach the kickers and punters and was a defensive quality control coach.

In the spring of 2020, Baker spent three weeks with the Cleveland Browns coaching staff as part of the NFL’s Bill Walsh Diversity Coach Fellowship program. She was one of six aspiring coaches, including two women, to join the Browns’ staff as part of the fellowship. The fellows participated in the team’s offseason practices, which were limited to virtual meetings because of the pandemic.

Baker worked with Cleveland’s quarterbacks, including Baker Mayfield, by analyzing film, studying the playbook and identifying weaknesses of the team’s quarterback play. She also learned coaching techniques from offensive coordinator Alex Van Pelt. Baker specifically addressed team unity and cohesiveness through technology interactions during the pandemic.

Baker participated in the 2022 IFAF Women’s World Football Championship in Finland. A wide receiver, she was also member of the 2017 IFAF world championship team that won a gold medal.

Baker was a seven-time Women’s Football Alliance (WFA) All-American while competing for the Pittsburgh Passion Women’s Professional Football Team. The full-contact football squad won the Independent Women’s Football League National Championship in 2014 and 2015 and she was named the National Conference Offensive Player of the League in 2016.

After a three-year hiatus from school, Baker graduated from Slippery Rock University with a B.S. in physical activity and fitness management and a minor in coaching.

The Club Coaching Fellowship Program gives minorities who hope to coach in the NFL an opportunity to work full-time on a team’s staff for one or two seasons.

## COACHING CAREER

2020	Cleveland Browns	Bill Walsh diversity coach fellowship
2021	University of Redlands	defensive quality control
2022	New York Giants	offensive quality control
2023-24	New York Giants	offensive assistant

2024



# CARMEN BRICILLO

OFFENSIVE LINE COACH

NEW YORK FOOTBALL GIANTS

Carmen Bricillo, who has been in the NFL for five of his 20-year coaching career, is in his first season as the Giants' offensive line coach.

Bricillo spent the previous two seasons as the line coach of the Las Vegas Raiders. Only 11 teams allowed fewer sacks in 2023 than the Raiders, whose quarterbacks were sacked 40 times. On Dec. 14, the Raiders set a franchise record for points in a 63-21 rout of the Los Angeles Chargers.

In his first season with the Raiders in 2022, despite starting seven different offensive line combinations and not having a consistent front five until Week 5, Bricillo led an offensive line unit that only allowed 35 sacks, tied for the ninth fewest in the NFL. Bricillo's unit helped the Raiders rush for 2,059 yards, their most in a single season since 2011. Raiders rushers were stuffed for a loss or no gain an NFL-low only 68 times, the fewest in the NFL. Josh Jacobs led the NFL in rushing with 1,653 yards.

Bricillo began his NFL coaching career with the New England Patriots in 2019, serving as a coaching assistant before being promoted to offensive line coach in 2020-21. During Bricillo's three years in New England, the Patriots earned one AFC East title and two playoff berths.

In 2021, Bricillo helped the Patriots finish eighth in the NFL in rushing yards per game (126.5) and sixth in points per game (27.2). Bricillo's line helped Damien Harris, set career highs with 202 carries for 929 yards and 15 touchdowns. Collectively, the Patriots recorded 24 rushing touchdowns, tied for the third most in franchise history.

Bricillo's group helped the Patriots finished fourth in the NFL with 146.6

rushing yards per game in 2020, the franchise's highest figure since 1983.

From 2010-18, Bricillo spent nine years coaching the offensive line at Youngstown State. During his time with the program, Bricillo coached 15 All-Missouri Valley Conference selections and the Penguins advanced to the 2016 NCAA FCS National Championship Game.

Prior to his time at Youngstown State, Bricillo spent the 2009 season as an offensive assistant coach at Illinois and worked at Akron as director of video services in 2006 and a coaching assistant from 2007-08. Bricillo helped with the offensive line with Illinois and worked with the tackles and tight ends as a coaching assistant at Akron.

Bricillo began his collegiate coaching career at his alma mater, Duquesne, as the offensive line coach in 2005. The Dukes were 7-3 record and won a conference title that season, and four of Bricillo's linemen earned all-conference honors.

Prior to joining the staff at Duquesne, Bricillo spent two seasons as an assistant coach at Indiana Area High School.

Bricillo is a native of Shelocta, Pa. He played center at Duquesne, where he was selected first-team all-conference in 1995 and 1996. Bricillo earned his bachelor's degree in business administration from Duquesne and a master's degree in sports science and coaching from Akron.

Bricillo and his wife, Megan, have a daughter named Rilyn and a son named Luca.

## COACHING CAREER

2003-04	Indiana Area High School	assistant coach
2006	University of Akron	director of video services
2007-08	University of Akron	coaching assistant
2009	University of Illinois Urbana-Champaign	offensive assistant
2010-18	Youngstown State University	offensive line
2019	New England Patriots	coaching assistant
2020-21	New England Patriots	offensive line
2022-23	Las Vegas Raiders	offensive line
2024	<b>New York Giants</b>	<b>offensive line</b>



2024



# CHARLIE BULLEN

OUTSIDE LINEBACKERS COACH

NEW YORK FOOTBALL GIANTS

Charlie Bullen, whose 17 years of coaching experience include 11 in the NFL, is in his first season as the Giants' outside linebackers coach.

In 2023, Bullen coach the University of Illinois' outside backers, including Seth Coleman, who was selected All-Big Ten honorable mention after leading the Illini with nine tackles for loss and 6.0 sacks, the second-highest total in league games. Each of Coleman's 6.0 sacks came in road games, the most road sacks by any Power-5 player in the regular season. Fellow outside linebackers Gabe Jacas and Alec Bryant totaled 110 tackles, 16.5 tackles for loss, and 10.5 sacks on the season.

Bullen was the Arizona Cardinals' outside linebackers coach from 2020-22 after originally joining their staff as assistant linebackers in 2019. He also spent seven years as an assistant with the Miami Dolphins, The Cardinals ranked fifth in the NFL with 89 sacks in the 2020-21 seasons, including 50 by the outside backers position. During that span Cardinals outside linebackers Markus Golden, Chandler Jones, and Haason Reddick posted 10+ sack seasons.

In 2021, Jones was elected to the Pro Bowl after he tallied 10.5 sacks and became the franchise's all-time sacks leader with 67.0. Jones tied the Cards' franchise single-game record with 5.0 sacks in a win at Tennessee. Jones (10.5) and Golden (11.0) each had double digit sacks in 2021, just the fourth time in franchise history the Cardinals had multiple players with 10+ sacks in a season.

The previous season, posted a team-high 12.5 sacks, 15 tackles for loss, 16 quarterback hits, and six forced fumbles under Bullen. He was the only player in the NFL in 2020 to rank in the top five in sacks (4th), tackles for loss (3rd), and forced fumbles (2nd).

In 2019, Jones finished second in voting for the NFL Defensive Player of the Year in 2019, was named first-team All-Pro, and was selected to the Pro Bowl after setting a franchise record with 19.0 sacks to go along with a career-high eight forced fumbles.

Prior to joining the Cardinals, Bullen spent seven seasons with the Miami Dolphins, including his final three seasons in Miami (2016-18) as the Dolphins assistant linebackers coach. He originally joined the Dolphins in 2012 as a defensive assistant before being promoted to assistant defensive line coach in 2013, where he coached for three seasons (2013-15). He worked under defensive coordinator Vance Joseph, who went on to be the Cardinals defensive coordinator while Bullen was with Arizona.

Prior to working with the Dolphins, Bullen coached for three seasons (2009-11) as a graduate assistant working with defensive backs at his alma mater, the University of Iowa. He also served as a student assistant for two seasons (2007-08), working with Iowa's quarterbacks while working on his bachelor's degree. In 2006, he served as a volunteer assistant at Iowa City High School working with the team's quarterbacks.

Before attending Iowa, Bullen played quarterback at Harper (Ill.) College and St. Norbert (Wis.) College. He earned a bachelor's degree from Iowa in finance in 2008 and a master's degree in sports management in 2011.

Bullen is native of Palatine, Illinois, and a graduate of Fremd High School. He was high school teammates with quarterback Scott Tolzien, who later played for the Green Bay Packers and Indianapolis Colts.

Bullen and his wife, Megan, have three daughters, Elle, Berkley, and Nellie.

## COACHING CAREER

2007-08	Iowa	.....	student assistant (quarterbacks)
2009-11	Iowa	.....	graduate assistant (defensive backs)
2012	Miami Dolphins	.....	defensive assistant
2013-15	Miami Dolphins	.....	assistant defensive line
2016-18	Miami Dolphins	.....	assistant linebackers
2019	Arizona Cardinals	.....	assistant linebackers
2020-22	Arizona Cardinals	.....	outside linebackers
2023	Illinois	.....	outside linebackers/pass rush coordinator
2024	New York Giants	.....	outside linebackers

2024



# BEN BURRESS

DEFENSIVE ASSISTANT

NEW YORK FOOTBALL GIANTS

Ben Burress is in his 11th season in the NFL, his sixth with the Giants and his second as the team's defensive assistant.

Burress spent three seasons (2020-22) as the Giants' football data & innovation research analyst. He joined the organization in 2019 as an assistant to the coaching staff/offense.

In 2018, Burress was the Arizona Cardinals' assistant to the head coach.

Burress went to the Cardinals after spending the previous four years with the Carolina Panthers, including three seasons (2015-17) as an offensive and football operations assistant. During that time, Burress assisted Carolina's offensive coaching staff with day-to-day activities including breaking down opponent film, working on practice scripts, weekly scouting reports and assisting on the field with the scout team secondary.

He also worked with the Panthers college scouts by coordinating workouts and meetings with college draft prospects.

Burress began his tenure with Carolina in 2014 as an intern in the football operations department.

Prior to joining the Panthers, Burress worked for three years at Furman University, the final two seasons as the assistant director of football operations/video coordinator. He began his tenure with the Paladins' program as an intern.


A native of Sumter, S.C., Burress graduated in 2012 from the University of South Carolina with a degree in sport and entertainment management.

Ben Burress is married to Carly.

## COACHING CAREER

2011	Furman University	intern
2012-13	Furman University	asst. director of football ops/video coord.
2014	Carolina Panthers	football operations intern
2015-17	Carolina Panthers	offensive and football operations assistant
2018	Arizona Cardinals	assistant to the head coach
2019	<b>New York Giants</b>	<b>assistant to the coaching staff/offense</b>
2020-22	<b>New York Giants</b>	<b>football data &amp; innovation research analyst</b>
2023-24	<b>New York Giants</b>	<b>defensive assistant</b>

2024



# BRYAN COX

ASSISTANT DEFENSIVE LINE COACH

NEW YORK FOOTBALL GIANTS

Bryan Cox, a Super Bowl winner and three-time Pro Bowler as a player who previously coached with five other NFL teams, is in his third season as the Giants’ assistant defensive line coach. He assists Andre Patterson in mentoring the Giants’ defensive line.

In his two seasons with the Giants, Cox was instrumental in the development of Dexter Lawrence, who has become one of the league’s very best defensive linemen. In each of the last two seasons, Lawrence was selected both a second-team all-pro and a Pro Bowler.

In 2022, Lawrence set careers highs with 68 tackles (35 solo) and a team-leading 7.5 sacks. Last season recorded 53 tackles (32 solo), a team-high 21 quarterback hits, seven tackles for loss, 4.5 sacks and two passes defensed.

Before joining the Giants, Cox, 56, had last worked in the NFL as the Atlanta Falcons’ defensive line coach from 2014-16. In his final season with the team, the Falcons won the NFC championship before losing to New England in overtime in Super Bowl LI.

From 2012-13, Cox coached the defensive front seven and served as the pass rush specialist for the Tampa Bay Buccaneers. Cox helped several players post career bests, including defensive tackle Gerald McCoy who totaled 14.0 sacks, 36 quarterback hits, and 24 tackles for loss in those two seasons and earned his first Pro Bowl selection in 2012.

Prior to joining the Buccaneers, Cox spent six seasons as an assistant coach with the Jets, Cleveland Browns, and Miami Dolphins.

In 2011, he helped the Dolphins finish in the top 10 in sacks with 41 while

serving as the club’s pass rush specialist. He joined the Dolphins after spending the 2009-10 seasons with the Browns as defensive line coach.

Cox began his coaching career as assistant defensive line coach with the Jets from 2006-08. In his final season with the team, he helped the Jets’ defense rank seventh in the NFL in both sacks (41) and rushing defense (94.9 yards per game).

Before becoming a coach, Cox played linebacker for five NFL teams for 12 years. He was selected by the Dolphins in the fifth round of the 1991 NFL Draft (113th overall) and spent his first five seasons in Miami. Cox was selected to the Pro Bowl in 1992, 1994 and 1995 when he was with the Dolphins.

Cox went on to play for the Chicago Bears (1996-97), Jets (1998-2000), and in New England and won a Super Bowl with the Patriots after the 2001 season. Cox finished his career in 2002 with the New Orleans Saints.

He played in 165 regular-season games with 144 starts and totaled 938 tackles (677 solo), 51.5 sacks, 14 fumble recoveries and four interceptions. Cox also played in 10 postseason games, including Super Bowl XXXVI.

A graduate of Western Illinois, Cox played for the Leathernecks from 1987-90 while earning his degree in mass communications.

Cox is a native of East St. Louis, Ill. He and his wife, Kim, have four daughters: Lavonda, Brittani, Chiquita and Kelli and one son, Bryan, Jr.

## COACHING CAREER

2006-08	New York Jets	assistant defensive line
2009-10	Cleveland Browns	defensive line
2011	Miami Dolphins	pass rush specialist
2012-13	Tampa Bay Buccaneers	pass rush specialist
2014-16	Atlanta Falcons	defensive line
2022-24	New York Giants	assistant defensive line



2024



# CHRISTIAN DABOLL

## OFFENSIVE ASSISTANT



NEW YORK FOOTBALL GIANTS

Christian Daboll is in his second season as a Giants offensive assistant. Prior to joining the Giants, Daboll was a collegiate student coach for four seasons, the first at the University of Alabama and the last three at Penn State, where he was an offensive signal caller in 2022.

Daboll graduated from Penn State with a bachelor's degree in psychology in December 2022

He is a native of Buffalo, where he played lacrosse at St. Joseph's Collegiate Institute.

### COACHING CAREER

2023-24 New York Giants ..... offensive assistant

2024



# JOHN EGORUGWU

(Ego-roo-goo)

INSIDE LINEBACKERS COACH

NEW YORK FOOTBALL GIANTS

John Egorugwu, whose 14 years of coaching experience include eight in the NFL, is in his third season as the Giants' inside linebackers coach.

In 2023, Egorugwu's unit was among the team's most productive.

In his debut season with the Giants, Bobby Okereke joined former teammate Xavier McKinney as the only NFL defensive players to play every snap (1,128). Okereke and Micah McFadden Okereke totaled a team-high 149 tackles (92 solo), which ranked ninth in the NFL and tied his single-season career-high for tackles, set the previous year in Indianapolis. Okereke had 11 tackles for loss and 10 to join the Jets' Quincy Williams and Baltimore's Kyle Hamilton as the only NFL players with double-digit totals in each category. Okereke recorded double-digit tackle totals in seven games.

Micah McFadden started 14 games next to Okereke and finished third on the team with a career-high 101 tackles (63 solo). McFadden led the Giants and tied Tampa Bay's Antoine Winfield, Jr. for the NFL lead with four defensive fumble recoveries. He tied Kayvon Thibodeaux for the team lead with 12 tackles for loss, giving the Giants two linebackers with more than 100 tackles and at least 10 tackles for loss.

Egorugwu helped develop a constantly changing cast of linebackers into a productive and reliable group in 2022, one that helped the Giants earn their first playoff berth in six years. McFadden, a fifth-round draft choice, started seven games and contributed 58 tackles, 2.0 sacks and six tackles for loss.

Egorugwu spent the 2021 season as the linebackers coach at Vanderbilt University.

He was previously on the Buffalo Bills' coaching staff for four years (2017-20), the last three with Brian Daboll, as a defensive quality control coach and assistant linebackers coach. He first coached in the NFL with the Baltimore Ravens from 2015-16 as a defensive assistant working

primarily with the linebackers.

In 2020, the Bills returned to the AFC Championship Game for the first time since 1993. Egorugwu's work with the linebackers helped the team finish fifth in the league in opponent pass efficiency. Egorugwu helped Buffalo linebacker Tremaine Edmunds earn his first Pro Bowl selection in 2019, when the defense allowed just 298.3 yards a game. In 2018, the Bills' linebackers intercepted seven passes, interceptions, tying them with the Giants for the most among the position group in the NFL.

During his two years with the Ravens, Egorugwu helped linebacker Elvis Dumervil to a 2015 Pro Bowl selection and linebacker C.J. Mosley to a Pro Bowl nod in 2016. Mosley and linebacker Zach Orr were second team *all-pros* in 2016.

Before entering the NFL, Egorugwu coached the Missouri State wide receivers in 2015.

He spent three years as a graduate assistant at the University of Missouri, working with both the defense (2012) and offense (2013-14). During his tenure, the Tigers played in the Cotton Bowl and Citrus Bowl. Missouri claimed the SEC East Division title and played in the league's championship game in 2013 and 2014.

Egorugwu began his coaching career at his alma mater, William Jewell College, mentoring linebackers from 2010-11.

A linebacker for William Jewell, Egorugwu played in 29 games, collecting 156 tackles, 22.0 tackles for loss, 7.0 sacks and two interceptions during his career. As a senior, he tallied 84 tackles, 16.5 tackles for loss and 4.5 sacks.

Egorugwu received his bachelor's in accounting and business/management in 2007 and earned his master's from Missouri in educational and counseling psychology.

## COACHING CAREER

2010-11	William Jewell College	linebackers
2012	University of Missouri	graduate assistant (defense)
2013-14	University of Missouri	graduate assistant (offense)
2015	Missouri State University	wide receivers
2015-16	Baltimore Ravens	defensive staff assistant
2017	Buffalo Bills	defensive quality control
2018-20	Buffalo Bills	defensive quality control/assistant linebackers
2021	Vanderbilt University	linebackers
2022-24	New York Giants	inside linebackers

2024



# MIKE GROH

WIDE RECEIVERS COACH

NEW YORK FOOTBALL GIANTS

Mike Groh, who has 24 years of collegiate and NFL coaching experience, is in his third season as the Giants' wide receivers coach.

In 2023, Groh coached a mostly young corps of receivers that included second-year pro Wan'Dale Robinson, who led the team with 60 catches; Darius Slayton, the Giants' leader with 770 yards, who also had a team-high-tying four touchdown receptions; and rookie Jalin Hyatt, who averaged a team-best 16.2-yards-per-catch.

The previous season, Groh's group overcame the early season loss of Sterling Shepard and help quarterback Daniel Jones complete a franchise record 67.2% of his passes. Slayton led the Giants with 724 receiving yards and midseason acquisition Isaiah Hodgins tied for the team lead with four touchdown receptions and added a score in the team's NFC Wild Card victory in Minnesota.

Groh was the receivers coach of the Indianapolis Colts in 2020-21. In 2021, Michael Pittman, Jr., caught 88 passes for 1,082 yards and six touchdowns. The previous season, the Colts finished 11-5 as wideouts T.Y. Hilton, Zach Pascal and Pittman combined for 140 receptions, 1,894 yards and 11 touchdowns.

Groh was the Philadelphia Eagles' offensive coordinator from 2018-19 after spending his debut season with the team as the receivers coach. In his first season as coordinator, Philadelphia finished with the NFL's seventh-ranked passing offense (267.2 yards a game) and Zach Ertz set the NFL record for receptions by a tight end with 116.

In 2017, wideouts Nelson Agholor and Alshon Jeffrey totaled 119 catches, 1,557 yards and 17 touchdowns and added 27 receptions in the

three-game postseason that culminated with the Eagles defeating New England in Super Bowl LII. The Eagles were the only team with two wide receivers that produced eight-or-more receiving touchdowns.

Groh coached the wideouts of the Los Angeles Rams in 2016 and the Chicago Bears from 2013-15, when his group included Pro Bowlers Brandon Marshall and Jeffrey.

Groh began his college coaching career at his alma mater, the University of Virginia, from 2001-08. He was first the receivers coach, added the quarterbacks in 2003, and coached them exclusively in 2004-05. Groh was the team's offensive coordinator from 2006-08.

In 2009, he moved to Alabama as a graduate assistant before spending a year at Louisville coaching quarterbacks. Groh then returned to Alabama for a two-year stint as receivers coach and recruiting coordinator. The Crimson Tide won the national championship all three years Groh was on Nick Saban's staff.

Groh's father, Al, was a Giants assistant coach from 1989-91, and was the defensive coordinator in the last of those seasons. Mike Groh's first coaching job was as an assistant with the Jets when his father was the head coach in 2000.

Mike Groh was Virginia's starting quarterback in 1994-95, when the Cavaliers were a combined 18-7 and won two bowl games. In 1997, he played in the World League with the Rhein Fire.

Groh's brother, Matt, is the New England Patriots' director of player personnel.

## COACHING CAREER

2000	New York Jets	assistant
2001-02	University of Virginia	wide receivers
2003	University of Virginia	wide receivers/quarterbacks
2004-05	University of Virginia	quarterbacks
2006-08	University of Virginia	offensive coordinator
2009	University of Alabama	graduate assistant
2010	University of Louisville	quarterbacks
2011-12	University of Alabama	wide receivers/recruiting coordinator
2013-15	Chicago Bears	wide receivers
2016	Los Angeles Rams	wide receivers/passing game coordinator
2017	Philadelphia Eagles	wide receivers
2018-19	Philadelphia Eagles	offensive coordinator
2020-21	Indianapolis Colts	wide receivers
2022-24	New York Giants	wide receivers



2024



# JEROME HENDERSON



DEFENSIVE PASSING GAME COORDINATOR/DEFENSIVE BACKS COACH

NEW YORK FOOTBALL GIANTS

Jerome Henderson, an 18-year NFL coaching veteran, is in his fifth season as the Giants' defensive backs coach and his first with the additional title of defensive passing game coordinator.

In 2023, Henderson was instrumental in the rapid development of first-round draft choice Deonte Banks. The rookie cornerback ranked eighth among all rookies with 64 total tackles, despite missing the final two games due to injury. Banks intercepted two passes and had 11 passes defended, the latter figure tying Xavier McKinney for the team lead and were the most by a Giants rookie since Will Allen had 14 in 2001. McKinney played all 1,128 defensive snaps and had 16 tackles, and Jason Pinnock and Adoree' Jackson returned interceptions for touchdowns.

With significant contributions from the secondary, the Giants allowed 214.0 passing yards a game to finish 14th in the NFL in 2022, the team's highest ranking since it was 10th in 2013. Henderson helped several newcomers become important contributors, including Pinnock and rookies Cor'Dale Flott and Dane Belton.

In Henderson's first season with the Giants in 2020, the pass defense improved from 28<sup>th</sup> in the NFL the previous season to a tie for 16<sup>th</sup>. The Giants allowed 237.9 yards game through the air, a 26.2-yard improvement over their 2019 average. Cornerback James Bradberry was selected to his first Pro Bowl after tying for second in the NFL with 18 passes defended. Another newcomer, Logan Ryan, moved from cornerback to safety and finished second on the Giants with 92 tackles (67 solo). Henderson helped McKinney and Darnay Holmes make significant contributions as rookies.

Prior to joining the Giants, Henderson spent four years as the Atlanta Falcons' defensive passing game coordinator/secondary coach.

In 2019, Henderson molded a group of young defensive backs into a productive unit that helped the Falcons finish second in the NFC South. Cornerback Desmond Trufant led the team with four interceptions despite playing in just nine games. The defense recorded 87 passes defended (5.4 a game).

In Henderson's first Falcons season in 2016, he coached a young secondary that helped the defense rank in the top five in interceptions returned for touchdowns (three). The team's 279 interception return yards and 89 passes defended were both third in the NFL. The following season, Atlanta's pass defense saw a jump from year one to year two under

Henderson's leadership, as the defense only allowed 232.8 passing yards per game and finished 11th in the NFL.

Henderson was the Dallas Cowboys' secondary coach from 2012-15.

In 2015, Dallas limited opponents to 227 passing yards per game, which ranked fifth in the NFL. The previous season, Henderson's unit improved in passing yards allowed, yards-per-attempt, interceptions, passing touchdowns, and passes of 25-plus yards. During the 2013 season, he led the defensive backfield as the entire unit made the switch from a 3-4 defense to a 4-3 scheme.

In his first year in Dallas, Henderson was tasked with integrating two new starting corners in veteran free agent Brandon Carr and first-round draft choice Morris Claiborne. Carr led the team with three interceptions - returning one for a touchdown - while Claiborne picked off one pass and had a fumble return for a touchdown.

Prior to his stint in Dallas, Henderson spent three seasons as a secondary coach in Cleveland, where his defensive backs recorded seven of the club's nine interceptions in 2011 and finished second in the NFL in passing defense. He was instrumental in the development of cornerback Joe Haden and safety T.J. Ward, both consensus All-Rookie selections in 2010.

Henderson was a member of the New York Jets' coaching staff from 2006-08.

He led the defensive backs in 2008, when cornerback Darrelle Revis earn a Pro Bowl berth after leading the team with five interceptions. Henderson split duties as an assistant defensive backs coach and director of player development in 2007 after originally joining the club in the latter position the previous year.

Henderson was selected by the New England Patriots in the second round of the 1991 NFL Draft, after starring at Clemson (1987-90). He played eight seasons in the NFL as a defensive back with the Patriots (1991-93, 1996), Buffalo Bills (1993-94), Philadelphia Eagles (1995), and Jets (1997-98). He appeared in 98 games with 34 starts and recorded nine career interceptions. Henderson played in Super Bowl XXVIII with the Bills and Super Bowl XXXI as a member of the Patriots.

Jerome has been married to his beautiful wife and the love of his life Traci for over 30 years. Traci is a strong, proud breast cancer survivor. Jerome and Traci have three children. Their oldest daughter is Jazmin, and they have boy and girl twins Taylor and Tyler.

## COACHING CAREER

2006	New York Jets	.....	director of player development
2007	New York Jets	.....	assistant defensive backs/director of player development
2008	New York Jets	.....	defensive backs
2009-11	Cleveland Browns	.....	defensive backs
2012-15	Dallas Cowboys	.....	defensive backs
2016-19	Atlanta Falcons	.....	passing game coordinator/secondary
<b>2020-23</b>	<b>New York Giants</b>	.....	<b>defensive backs</b>
<b>2024</b>	<b>New York Giants</b>	.....	<b>defensive backs/defensive passing game coordinator</b>

2024



# CHRISTIAN JONES

ASSISTANT QUARTERBACKS COACH

NEW YORK FOOTBALL GIANTS

Christian Jones is in his third season on the Giants' coaching staff and his second as the assistant quarterbacks coach.

Jones partners with offensive coordinator Mike Kafka and quarterbacks coach Shea Tierney in tutoring the team's passers.

In 2024, Jones was instrumental in the development of Tommy DeVito, who led Giants to victories at Washington and in home games vs. New England and Green Bay to become the first Giants rookie quarterback to win three consecutive starts since Phil Simms won four in a row in 1979.

DeVito's passer ratings in those three games were 137.7, 103.9 and 113.9. He was the first undrafted rookie since 1970 to have three consecutive games with a passer rating higher than 100. DeVito was the first Giants quarterback since Eli Manning in 2014 to record three straight games with a 100-plus passer rating.

In his first season with the Giants in 2022, Jones was an offensive assistant who worked closely with the team's quarterbacks.

Prior to joining the Giants, Jones spent three seasons with the Minnesota Vikings, the first as an offensive quality control coach and two as an assistant wide receivers coach.

In 2021, Minnesota led the NFL with an interception percentage of just 1.2 (seven picks on 604 attempts) while finishing 11th in the league with 249.3 passing yards a game. Second-year pro Justin Jefferson was second in the NFL with 1,616 receiving yards and fourth with 108 catches. Jefferson and Adam Thielen (67 catches for 726 yards) each had 10 touchdown receptions.

The previous year, Jefferson set an NFL rookie record with 1,400 yards and set Vikings rookie marks in yards, receptions (88) and 100-yard games (7) en route to second-team AP all-pro honors, a Pro Bowl berth and a spot on the PFWA All-Rookie team. Thielen had a career-best 14 touchdown catches.

While working with Jones in 2019, wideout Stefon Diggs recorded a career-high 1,130 receiving yards and led the NFL with eight receptions of 40+ yards.

In 2018, Jones was an offensive graduate assistant at the University of Texas, where he worked primarily with the wide receivers and tight ends. Jones helped the Longhorns offense average 31.1 points and 411.3 yards per game as the team finished 11-4, including a victory against Georgia in the Sugar Bowl.

A Northwestern University graduate, Jones assisted his alma mater as an offensive intern during the 2017 season, working with the offensive line.

Jones played wide receiver at Northwestern from 2011-15. In 51 games, he caught 128 passes for 1,509 yards and eight touchdowns.

Jones was a three-year member of Northwestern's 12-player Leadership Council, selected to the Academic All-Big Ten team and was a team captain in 2015.

Jones earned two degrees from Northwestern, a bachelor's degree in learning and organizational change and a master's in management studies. He has been a member of the Omega Psi Phi fraternity since 2013.

Jones attended Westfield High School in his hometown of Houston.

## COACHING CAREER

2017	Northwestern University	offensive assistant/offensive line
2018	University of Texas	offensive graduate assistant
2019	Minnesota Vikings	offensive quality control
2020-21	Minnesota Vikings	assistant wide receivers
2022	<b>New York Giants</b>	<b>offensive assistant</b>
2023-24	<b>New York Giants</b>	<b>assistant quarterbacks</b>

2024



# TIM KELLY

TIGHT ENDS COACH

NEW YORK FOOTBALL GIANTS

Tim Kelly, who has twice been an offensive coordinator in his a 10-year NFL coaching career, is in his first season as the Giants’ tight ends coach. Kelly spent the previous two seasons with the Tennessee, the first as the team’s passing game coordinator and last year as the coordinator. Prior to arriving in Tennessee, he spent eight seasons with the Houston Texans, including three campaigns as their offensive coordinator.

In 2023, Kelly coached an offense that started rookie Will Levis at quarterback for nine games. In his first NFL action, Levis threw four touchdown passes in a victory against Atlanta. Derrick Henry ran for 1,167 yards and 12 touchdowns, and DeAndre Hopkins caught a team-high 75 passes and accounted for seven scores.

The previous season, Kelly’s duties included work with the Titans’ tight ends, putting together the first- and second-down passing game, and helping with the offensive plan in the red zone. The team’s tight ends collectively ranked seventh in the NFL at their position with 952 receiving yards.

Kelly entered the NFL in 2014 as the Texans’ offensive quality control coach and added assistant offensive line duties in 2016. He served as tight ends coach from 2017 to 2018, and in 2019, he was promoted to offensive coordinator, a title he held through 2021 while also coaching quarterbacks in 2020.

During his tenure, the Texans won four AFC South titles (2015-16, 2018-19).

In 2021, third-round rookie quarterback Davis Mills played in 13 games with 11 starts and set a franchise rookie record with 2,664 passing yards, completing 263 of 394 attempts (66.8%) for 16 touchdowns, 10 interceptions, and an 88.8 passer rating.

The Texans’ offense led the NFL in yards per reception (12.6) and yards

per play (6.4) in 2020, when quarterback Deshaun Watson topped the league with a franchise-season record 4,823 passing yards.

In Kelly’s first season as offensive coordinator in 2019, the 10-6 Texans won the AFC South title. Kelly worked several players into the offense, including tackle Laremy Tunsil, wide receiver Kenny Stills, and running backs Duke Johnson and Carlos Hyde, who produced his only career 1,000-yard season. Tunsil, Watson, and Hopkins were all selected to the Pro Bowl. Houston finished the season with a 3,500-yard passer (Watson), a 1,000-yard rusher (Hyde), and a 1,000-yard receiver (Hopkins) for the first time since 2012.

Kelly began his coaching career in 2008-09 at Illinois-Wesleyan, where he was the defensive line coach for the 2009 CCIW Championship team that ranked ninth among all defenses at the NCAA Division-III level. He also coached two first-team all-conference selections.

Kelly was the defensive coordinator, defensive line coach, and recruiting coordinator at Minnesota State-Moorhead in 2010, and a graduate assistant at Ball State in 2011 and Penn State in 2012-13.

Kelly played defensive tackle at Eastern Illinois, starting all 48 games in his collegiate career, and serving as the team’s captain in 2007. He was named to the Capital One Academic All-District V Team in 2006 and 2007. Kelly received his bachelor’s degree in sports administration from Eastern Illinois in 2008 and his master’s degree in sport management from Illinois State in 2010.

A native of Chicago Heights, Ill., Kelly starred at Marian Catholic High School, where he is a member of the East Suburban Catholic Conference Hall of Fame.

His brother, Dennis, was an NFL offensive lineman for 12 seasons.

Kelly and his wife, Katie, have two daughters, Norah and Quinn.

## COACHING CAREER

2008-09	Illinois Wesleyan	defensive graduate assistant
2010	Minnesota State-Moorhead	defensive coordinator/defensive line
2011	Ball State	graduate assistant
2012-13	Penn State	graduate assistant
2014-15	Houston Texans	offensive quality control
2016	Houston Texans	offensive quality control/asst. offensive line
2017-18	Houston Texans	tight ends
2019	Houston Texans	offensive coordinator
2020	Houston Texans	offensive coordinator/quarterbacks
2021	Houston Texans	offensive coordinator
2022	Tennessee Titans	passing game coordinator
2023	Tennessee Titans	offensive coordinator
2024	New York Giants	tight ends



2024



# CADE KNOX



OFFENSIVE ASSISTANT/GAME MANAGER

NEW YORK FOOTBALL GIANTS

Cade Knox is in his third season as the Giants’ offensive assistant/game manager.

Knox and Tyseer Siam, the team’s director of football data & innovation, work closely with coach Brian Daboll to help him use analytics as part of his in-game decision-making. The threesome meeting throughout the week to plan for potential situations in the upcoming game and communicate during games.

Knox spent the 2020 season with the Giants as a football data and innovation intern.

He is a 2020 graduate of Harvard, where he earned a bachelor’s degree in psychology. He began his collegiate career at quarterback before moving to wide receiver.

Knox is a native of Phoenix, where he was an all-section honorable mention at quarterback and defensive back at Brophy College Prep.

## COACHING CAREER

2022-24 New York Giants ..... offensive assistant/game manager

2024



# ZAK KUHR

DEFENSIVE ASSISTANT



NEW YORK FOOTBALL GIANTS

Zak Kuhr (pronounced COOR) is in his first season as a Giants defensive assistant and his fifth in the NFL.

Kuhr spent the previous four seasons with the Tennessee Titans, the first as a quality control coach and the last three as an inside linebackers assistant.

In 2023, right inside linebacker Azeez Al Shaair participated in more than 97% of the Titans' defensive plays and led the team with 163 tackles – the NFL's fifth-highest total and 71 more than his closest teammate – including 78 solo stops.

The previous season, five different players started multiple games at inside linebacker: Zach Cunningham, David Long Jr., Dylan Cole, Monty Rice and rookie Jack Gibbens. The unit helped the Titans finish first in the NFL in rushing defense (76.9 yards-per-game). In 2021, the rotation at inside linebacker included Rashaan Evans, Jayon Brown, Long Jr. and Cunningham. The quartet accounted for 212 total tackles and five interceptions.

Prior to joining the Titans, Kuhr spent the 2019 season at the University of Texas. Kuhr spent two seasons (2017-18) at Texas State (2017-18). In his first season with the Bobcats, he was the co-offensive coordinator and running backs coach. He was promoted to assistant head coach/offensive coordinator/running backs coach for the 2018 season.

Kuhr had a one-year stop in 2016 at Rutgers, where he was the Scarlet Knights' running backs coach.

After spending 2013 as a graduate assistant at Old Dominion, where he worked with the running backs and special teams, Kuhr completed two campaigns (2014-15) on the coaching staff at James Madison. He served as the co-offensive coordinator and running backs coach for the Dukes in 2015 after being hired as running backs coach the previous year. In 2015, James Madison finished with a 9-3 record, advanced to the second round of the FCS playoffs, leading the country in third-down efficiency (54%) while ranking second in scoring offense (44.3 points a game) and third in total offense (528.8 yards a game).

Kuhr was an intern in 2011-12 at Ohio State, working with the running backs and special teams units.

A native of Jacksonville, Fla., Kuhr launched his coaching career as an assistant coach at Mandarin High School and Westside High School, where he served as offensive coordinator. He then spent two seasons (2009-10) as quarterbacks/running backs coach and special teams coordinator at Edward Waters College.

Kuhr earned his bachelor's degree in sports management at Florida in 2013.

## COACHING CAREER

2009-10	Edward Waters	special teams coordinator
2011-12	Ohio State	intern
2013	Old Dominion	graduate assistant
2014	James Madison	running backs
2015	James Madison	co-offensive coordinator/running backs
2016	Rutgers	running backs
2017	Texas State	co-offensive coordinator/running backs
2018	Texas State	assistant head coach/offensive coordinator/running backs
2019	Texas	assistant coach
2020	Tennessee Titans	quality control
2021-23	Tennessee Titans	inside linebackers assistant
2024	New York Giants	defensive assistant

2024



# ANDRE PATTERSON

DEFENSIVE LINE COACH

NEW YORK FOOTBALL GIANTS

Andre Patterson, whose more than four decades of coaching experience include 20 years in the NFL, is in his third season as the Giants' defensive line coach.

In his two seasons with the Giants, Patterson was instrumental in the development of Dexter Lawrence, who has become one of the league's very best defensive linemen. In each of the last two seasons, Lawrence was selected both a second-team all-pro and a Pro Bowler.

In 2022, Lawrence set careers highs with 68 tackles (35 solo) and a team-leading 7.5 sacks. Last season recorded 53 tackles (32 solo), a team-high 21 quarterback hits, seven tackles for loss, 4.5 sacks and two passes defensed.

Prior to joining the Giants, Patterson spent eight seasons with the Minnesota Vikings, the first six as the team's defensive line coach. In 2020, Patterson added the titles of co-defensive coordinator and assistant head coach.

Patterson was previously the Vikings' defensive line coach in 1998-99. He has coached at three levels, working five years as a high school coach and 15 years in the collegiate ranks in addition to his long tenure in the NFL.

In his second stint with Minnesota (2014-21), Patterson helped Danielle Hunter and Everson Griffen become two of the most productive defensive ends in the NFL. Hunter recorded 48.0 sacks prior to turning 25 years of age, an NFL record since sacks became an official stat in 1982 and became the youngest player (25 years and 40 days) to eclipse 50.0 career sacks. He had 14.5 sacks and was a Pro Bowler in both 2018 and 2019. Griffen was selected to four Pro Bowls playing for Patterson.

The 2018 Vikings a franchise record with 10 sacks vs. Detroit on Nov. 4 and had nine sacks vs. Miami on Dec. 16.

The previous year, the Vikings finished first in the league in scoring and total defense, allowing just 15.8 points per game and 275.9 yards per game. Griffen was selected to his third Pro Bowl and defensive tackle Linval Joseph his second. Griffen began the year with a streak of eight

straight games with a sack, tied for the longest streak to start a season in NFL history.

Patterson spent the 2013 season as the assistant head coach/defensive line coach at Florida International University. From 2010-2012, he served as the defensive coordinator at Texas-El Paso.

Patterson was the assistant head coach/defensive line coach from 2008-2009 at UNLV.

From 1997-2006, Patterson worked in the NFL, primarily as a defensive line coach. He joined Mike Shanahan's Broncos staff for the 2005 and 2006 seasons. In 2003 and 2004, Patterson was the Cleveland Browns D-line coach. From 2000-2002, Patterson held the same position with the Dallas Cowboys.

Patterson's first stint in Minnesota was in the 1998-99 seasons. He coached the defensive line during the Vikings' 15-1 season in 1998, when they lost to Atlanta in the NFC Championship. Patterson began his NFL career in 1997, when he joined the New England Patriots as a defensive assistant.

His only stint as a collegiate head coach came at Cal Poly-San Luis Obispo from 1994-96, when the team was 17-16. Patterson led his team to a league title in 1994 and was named American West Conference Coach of the Year. The 1994 season was Cal Poly's first in Division 1-AA.

Patterson was the D-line coach at Washington State in 1992-93 and at Cornell in 1990-91, and the defensive coordinator at Western Washington in 1989. The year before, he coached the defensive line at Weber State.

A native of Richmond, Calif., Patterson and his wife, Donna, have a son, Andre, Jr., and a daughter, Ashmera. Patterson earned his bachelor's degree in secondary education from the University of Montana in 1983. He played collegiately as an offensive lineman at Contra Costa College and Montana before suffering a career-ending knee injury.

In 2020, Patterson was inducted into the JFK High School Hall of Fame in his hometown of Richmond.

## COACHING CAREER

1982	University of Montana	graduate assistant
1988	Weber State University	defensive line
1989	Western Michigan University	defensive coordinator
1990-91	Cornell University	defensive line
1992-93	Washington State University	defensive line
1994-96	Cal Poly-San Luis Obispo	head coach
1997	New England Patriots	defensive assistant
1998-99	Minnesota Vikings	defensive line
2000-02	Dallas Cowboys	defensive line
2003-04	Cleveland Browns	defensive line
2005-06	Denver Broncos	defensive line
2008-09	University of Nevada, Las Vegas	assistant head coach/defensive line
2010-12	University of Texas at El Paso	defensive line
2013	Florida International University	assistant head coach/defensive line
2014-19	Minnesota Vikings	defensive line
2020-21	Minnesota Vikings	defensive line/co-defensive coordinator/asst. head coach
2022-24	New York Giants	defensive line



2024



# JOEL THOMAS

RUNNING BACKS COACH

NEW YORK FOOTBALL GIANTS

Joel Thomas, a 25-year coaching veteran, is in his first season as the Giants' running backs coach.

Thomas is a 24-year coaching veteran who spent the previous nine seasons as the New Orleans Saints' running backs coach. During the time, the Saints tied for second in the NFL with 161 rushing touchdowns and Thomas' backs registered 27 individual 100-yard performances.

Under Thomas' tutelage, Alvin Kamara earned five consecutive Pro Bowl selections (2017-21) and is the only NFL player with at least 1,160 yards from scrimmage in each of the last seven seasons, three of them 1,500 yards or more. Kamara is the first player in Saints history to lead the team in rushing in six consecutive seasons. He has a franchise-record 10,048 scrimmage yards and 78 total touchdowns and is one of four players with 10,000+ yards and 75+ scores since entering the league in 2017. The others are Derrick Henry, Tyreek Hill, and Christian McCaffrey.

Kamara is first in Saints history with 54 rushing touchdowns, third with 5,829 yards, and fifth with 505 receptions.

Thomas also coached Mark Ingram II, New Orleans' career rushing leader with 6,500 yards, for six years, including two 1,000-yard seasons.

In 2020, Thomas oversaw the NFL's sixth-ranked rushing attack. New Orleans led the league with a club-record 30 touchdowns on the ground, tied for the NFL's sixth-highest total all-time. Kamara, selected to his fourth consecutive Pro Bowl, shattered the team record, and led the NFL with 21 touchdowns, ranking second with 93 first downs and third with a career-best 1,688 total yards from scrimmage.

In addition to running for a career-high 932 yards on 187 carries (5.0 avg.), Kamara led NFL running backs in receiving with a team-best and career-high 83 grabs for 756 yards and five touchdowns, as he became only the second Saint to lead the team in rushing and receiving in the same season. Under Thomas, Kamara became the first Saint to have three consecutive seasons with at least 1,300 total yards from scrimmage in his first three seasons and the only New Orleans back selected to the Pro Bowl

in each of his first three campaigns.

Thomas joined the Saints following a two-year stint (2013-14) as the running backs coach at the University of Arkansas. In 2014, tailbacks Jonathan Williams and Alex Collins were the only pair of FBS teammates to rush for 1,000-plus yards. The duo became just the second pair of Razorbacks to accomplish the feat. Collins became just the second player in school history to surpass 1,000 yards in each of his first two seasons and was named SEC Freshman of the Year in 2013.

Thomas was the running backs coach at the University of Washington from 2009-12, when he coached a 1,000-yard rusher each year and added the title of associate head coach for offense prior to the 2012 campaign.

Thomas also has experience as running backs coach at Purdue (2006-08), Idaho (2004-05) and Louisville (2002-03). In 2007, the Boilermakers led the Big Ten in total offense and scoring offense. In 2008, tailback Kory Sheets rushed for 1,131 yards to become Purdue's first 1,000-yard rusher in six seasons. Thomas was also at Purdue from 2000-01, as a graduate assistant. In 2000, Drew Brees led the NCAA in total offense and won the Maxwell Award and the Boilermakers won the Big Ten and advanced to the Rose Bowl for the first time in 33 years.

In between his two stints at Purdue, Thomas served as co-offensive coordinator at his alma mater, the University of Idaho in 2004-05 and as running backs coach at Louisville from 2002-03.

Thomas lettered at running back at Idaho from 1993-98, where he was a two-time first-team All-Big West selection and conference Player of the Year as a senior and still holds the Vandals' career records with 3,929 rushing yards, 51 rushing touchdowns and 765 rushing attempts. He was inducted into the University of Idaho Athletic Hall of Fame in 2008 and into the North Idaho Athletic Hall of Fame in 2022. Thomas earned his bachelor's degree in public communications in 1998.

Thomas and his wife, Ebbie, are the parents of two boys, Teyo and Niko.

## COACHING CAREER

2000-01	Purdue University	graduate assistant
2002-03	University of Louisville	running backs
2004-05	University of Idaho	co-offensive coordinator/running backs
2006-08	Purdue University	running backs
2009-11	University of Washington	running backs
2012	University of Washington	associate head coach for offense/running backs
2013-14	University of Arkansas	running backs
2015-23	New Orleans Saints	running backs
2024	<b>New York Giants</b>	<b>running backs</b>

2024



# STEPHEN THOMAS

ASSISTANT SPECIAL TEAMS

NEW YORK FOOTBALL GIANTS

Stephen Thomas, whose 17 years of coaching experience include seven in the NFL, is in his second season as a Giants' assistant special teams coach.

In his first season with the Giants in 2023, the punt team finished seventh in the NFL, allowing an average return of 6.9 yards. Gunner Olszewski's 94-yard touchdown vs. the Rams was the Giants' first punt return touchdown since 2015.

Prior to joining the Giants, Thomas spent four seasons as the Detroit Lions' defensive quality control coach.

He joined the Lions in 2019 after spending six of the previous seven seasons (2012-14, 2016-18) at Princeton University, including the last two as the Tigers' special teams coordinator/inside linebackers coach.

In his final season at Princeton in 2018, Thomas coached a pair of first-team All-Ivy League linebackers (Mark Fossati and Tom Johnson). The Tigers' defense was fourth in the nation in points allowed and seventh in

rushing defense. Thomas was Princeton's inside linebackers coach in 2016, when the Tigers led the league in scoring, total and rushing defense.

In-between his two stints at Princeton, Thomas was the Philadelphia Eagles' defensive quality control coach in 2015.

Prior to his initial tenure at Princeton, Thomas was a graduate assistant who worked with the offensive line at Southern Mississippi in 2011, and the linebackers (2010) and secondary (2009) at Delaware. He began his coaching career at Cortland State, where he mentored the cornerbacks in 2007 and the entire secondary the following season.

A native of Brooklyn, Thomas played defensive back and earned a degree in chemical and biological engineering at University at Buffalo. He also earned a master's degree in sport Mangement from Cortland.

Thomas and his wife, Erin, have a son, Justin, and a daughter, Olivia.

## THOMAS' FOOTBALL CAREER

2007	Cortland State University	cornerbacks
2008	Cortland State University	defensive backs
2009	University of Delaware	graduate assistant/secondary
2010	University of Delaware	graduate assistant/linebackers
2011	University of Southern Mississippi	graduate assistant/offensive line
2012-14	Princeton University	inside linebackers
2015	Philadelphia Eagles	defensive quality control
2016	Princeton University	inside linebackers
2017-18	Princeton University	special teams/insider linebackers
2019-22	Detroit Lions	defensive quality control
2023-24	New York Giants	assistant special teams

2024



# SHEA TIERNEY

OFFENSIVE PASSING GAME COORDINATOR/QUARTERBACKS COACH

NEW YORK FOOTBALL GIANTS

Shea Tierney is in his third season as the Giants’ quarterbacks coach and his first with the additional title of offensive passing game coordinator.

In 2023, Tierney led a position group that cycled through three starting quarterbacks in Daniel Jones, Tyrod Taylor, and Tommy DeVito. A rookie free agent, DeVito improved enough under Tierney’s coaching to start six games, winning three.

DeVito led Giants to victories at Washington and in home games vs. New England and Green Bay to become the first Giants rookie quarterback to win three consecutive starts since Phil Simms won four in a row in 1979. He was just the third undrafted rookie quarterback since the 1970 merger to win three starts in a season, joining Ed Rubbert, who won three strike-replacement games for Washington in 1987, and Pittsburgh’s Devlin Hodges in 2019.

DeVito’s passer ratings in those three games were 137.7, 103.9 and 113.9. He was the first undrafted rookie since 1970 to have three consecutive games with a passer rating higher than 100. DeVito was the first Giants quarterback since Eli Manning in 2014 to record three straight games with a 100-plus passer rating.

DeVito was selected NFC Offensive Player of the Week after leading the Giants to a Monday night victory vs. the Packers. He completed 17 of 21 passes (season-high 81%) for 158 yards, one touchdown, and no interceptions for a passer rating of 113.9 and added 10 rushing attempts for 71 yards. In the 74 seasons since the NFL began tracking starting quarterbacks in 1950, DeVito became the first starter in league history to complete at least 80% of his passes, rush for 70+ yards, commit no turnovers, and take no sacks.

He was the second undrafted rookie in the common-draft era (since 1967) with an 80+ completion percentage (minimum 15 attempts) in a game. DeVito’s 71 rushing yards were the most by a Giants rookie quarterback in a game since 1960.

In 2022, Tierney’s first year in his current position, Jones had the best season of his career, setting a Giants’ single season completion percentage record of 67.2 and leading the team to its first postseason

berth in six years and an NFC Wild Card victory in Minnesota.

Jones threw for 3,205 yards and rushed for a Giants quarterback-record 708 yards to join Philadelphia’s Jalen Hurts and Buffalo’s Josh Allen as the only NFL quarterbacks with 3,000+ passing yards and 500+ rushing yards. Jones threw a career-low five interceptions; he led the NFL and set a franchise record by throwing an interception on just 1.1% of his passes (5 in 472 throws). He led the Giants from deficits of 10+ points to victory three times in the season’s first six games, tying him for the highest total by a quarterback in the first six games of a season since 2000.

Prior to joining the Giants, Tierney spent four years working with Brian Daboll on the Buffalo Bills’ staff, the first two as an offensive assistant and the last two as the assistant quarterbacks coach.

In those two seasons, Josh Allen was one of the NFL’s most productive and successful quarterbacks. The Bills were 27-11 combined in the regular season and postseason, won two AFC East titles and advanced to the 2020 conference championship game. In those 38 games, Allen threw for 10,405 yards and 87 touchdowns. He finished second in the NFL Most Valuable Player voting in 2020.

Tierney joined the Bills in 2018 after spending the previous two seasons as an offensive analyst for the University of Alabama, which was 27-2 when he was on the staff. With the Crimson Tide, he worked closely with Billy Napier, the wide receivers coach in Tierney’s first season, who is now the head coach at the University of Florida. In his second season at Alabama, Tierney worked under Daboll, who was the offensive coordinator when the Crimson Tide won the 2017 national championship.

Tierney’s first NFL experience was as a football analyst/coaching intern with the Philadelphia Eagles from 2013-15.

His initial coaching position was at North Carolina State as an offensive graduate assistant from 2011-12.

Tierney is a graduate of Neshaminy High School in Langhorne, Pa. and N.C. State. He is married to the former Emily Seng of Macungie, Pa. They have a daughter, Jordan.

## COACHING CAREER

2011-12	North Carolina State University	offensive graduate assistant
2013-15	Philadelphia Eagles	football analyst/coaching intern
2016-17	University of Alabama	offensive assistant
2018-19	Buffalo Bills	offensive assistant
2020-21	Buffalo Bills	assistant quarterbacks coach
2022-23	New York Giants	quarterbacks coach
2024	New York Giants	offensive passing game coordinator/quarterbacks



2024



# MICHAEL TREIER

SAFETIES COACH

NEW YORK FOOTBALL GIANTS

Mike Treier is in his fifth season with the Giants and his second as the team's safeties coach. He works closely with Jerome Henderson in coaching the Giants' secondary.

In 2023, the safeties were one of the Giants' most productive position groups. Xavier McKinney played all 1,128 defensive snaps, finished second on the team with 116 tackles (78 solo), led team with three interceptions, and tied for the team high with 11 passes defended. Jason Pinnock finished fourth on the team with 85 tackles (59 solo) and ranked second in the NFL with 123 interception return yards, including a 102-yard touchdown that tied a Giants record that has stood since 1961.

Treier spent the previous two seasons in the role of assistant defensive backs coach. In his debut season with the Giants in 2020, Treier was the team's defensive quality control coach, his first NFL position.

With significant contributions from the secondary, the Giants allowed 214.0 passing yards a game to finish 14th in the NFL in 2022, the team's highest ranking since it was 10th in 2013. The unit excelled despite multiple-game absences due to injury of cornerbacks Adoree' Jackson and Aaron Robinson and safety Xavier McKinney. Treier helped several newcomers become important contributors, including Pinnock and rookies Cor'Dale Flott and Dane Belton.

The defensive staff coached one of the NFL's most improved units in 2020. The defense ranked ninth in the league by allowing 357 points, 94 fewer than their total in 2019. The Giants were 12th in the league by allowing 349.3 yards-per-game after finishing 27th at 377.3 yards the previous season. Giants opponents averaged just 5.3 yards a play, the NFL's ninth-lowest figure.

Treier joined the Giants from Marshall University, where he coached from 2017-19 in his second stint with the school.

In 2019, Treier was the safeties coach and recruiting coordinator for a Thundering Herd team that finished 8-5, including 6-2 in Conference USA. In addition to his duties as safeties coach and recruiting coordinator, Treier was also heavily involved in Marshall's special teams, especially in the punt game where the Herd excelled during Treier's entire tenure.

Treier spent a second season as Marshall's cornerbacks coach in 2018, when the Herd was 9-4 overall and 6-2 in the conference and finished third in the league by allowing only 21.8 points a game. Marshall tied for fifth in the conference with 12 interceptions. Cornerback Chris Jackson was named second-team All-Conference USA and Steven Gilmore was selected to the league's all-freshman team.

Treier returned to Marshall as the cornerbacks coach in 2017. Jackson, then a sophomore, was chosen honorable mention all-conference after leading the team with three interceptions.

In 2016, Treier was named the secondary coach at UT-Martin. By the end of that season, he had been promoted to the SkyHawks' defensive coordinator position.

Treier first coached at Marshall in 2013-15, when he was a graduate assistant.

Treier was raised in Lancaster, Pa. and attend Penn Manor High School in Millersville, Pa. He has a bachelor's degree in business management from Temple University.

## COACHING CAREER

2011-12	Temple University	defensive student assistant
2013-15	Marshall University	graduate assistant
2016	University of Tennessee at Martin	secondary/co-defensive coordinator
2017-18	Marshall University	cornerbacks/recruiting coordinator
2019	Marshall University	safeties/recruiting coordinator
2020	New York Giants	defensive quality control
2021-22	New York Giants	assistant defensive backs
2023-24	New York Giants	safeties

NAME	SEASONS	YEARS
Achord, Cam	2024	1
Adams, Ernie	1979-81	3
Adams, Mike	2023-Present	2
Anarumo, Lou	2018	1
Anderson, Ryan	2021	1
Austin, Bill	1979-82	4
Baker, Angela	2022-Present	3
Baker, Henry	2019	1
Barnett, Andy	2004-06	3
Belichick, Bill	1979-90	12
Bettcher, James	2018-19	2
Bielema, Bret	2020	1
Bicknell, Jr., Jack	2009-11	3
Bischoff, Andy	2022-23	2
Blackmon, Don	1993-96	4
Blevins, Anthony	2018-2022	6
Blick, Bobby	2017-20	4
Blount, Carter	2021	1
Bowen, Shane	2024	1
Brazil, Dave	1992-2003	12
Bresnahan, Tom	1983-84	2
Bricillo, Carmen	2024	1
Brown, Rosie	1967-70	4
Brown, Stephen	2020	1
Bruney, Fred	1991-92	2
Bullen, Charlie	2024	1
Burns, Burton	2020-2021	2
Burruss, Ben	2019-21, 2023-Present	5
Callaway, Russ	2021	1
Cignetti Jr., Frank	2016-18	2
Colombo, Marc	2020	1
Coughlin, Tom	1988-90	3
Cox, Bryan	2022-Present	3
Crennel, Romeo	1981-92	12
Curtis, Andre	2006-08	3
Daboll, Christian	2023-Present	2
Daniel, James	1993-96	4
Danos, Joe	2013-2019	7
Davis, Billy	2004	1
Dawson, Mike	2019	1
DeBerg, Steve	1995-96	2
DeCamillis, Joe	1993-96	4
DeFilippo, John	2005-06	2
DeGuglielmo, Dave	2004-08	5
Dell Isola, Johnny	1957-59	3
Dooley, Derek	2020-2021	2
Dowhower, Rod	1997-98	2
Dunn, John	1997-2003	7
Egorugwu, John	2022-Present	3
Emanuel, Gary	2018-2019	2
Enis, Hunter	1974-76	3
Erhardt, Ron	1982-91	10
Fassel, Jim	1991-92	2
Faulkner, Mike	1980	1
Fewell, Perry	2010-14	5
Flaherty, Pat	2004-15	12
Flaherty, Ray	1935	1
Fontes, Len	1983-88	6
Fox, John	1997-2001	5
Fry, Jay	1976-78	3
Galat, Joe	1977-78	2
Garrett, Jason	2020-2021	2

NAME	SEASONS	YEARS
Garrett, Jim	1969-73	5
Ghobrial, Michael	2024	1
Gibson, Bob	1977-78	2
Gilbride, Kevin	2004-13	10
Gilbride, Kevin M.	2010-18	8
Gillhamer, Mike	1997-2000	4
Giunta, Peter	2006-14	9
Glick, Fred	1981-82	2
Goode, Kerry	1993-96	4
Graham, Patrick	2016-17, 2020-2021	4
Groh, Al	1989-91	3
Groh, Mike	2022-Present	3
Haluchak, Mike	1997-2000	3
Handley, Ray	1984-90	7
Hawkins, Ralph	1979-80	2
Hazeltine, Matt	1971-73	3
Hecker, Norb	1969-71	3
Heinrich, Don	1961	1
Henderson, Jerome	2020-Present	5
Henry, Adam	2016-18	2
Henshaw, George	1993-96	4
Herrmann, Jim	2009-15	7
Hoaglin, Fred	1985-92	8
Hodgson, Pat	1979-87	9
Holcomb, Al	2009-12	4
Hollern, Ryan	2020-2021	2
Howell, Jim Lee	1951-53	3
Hufnagel, John	2004-06	3
Hunter, Hal	2018-2019	2
Infante, LIndy	1977-78	2
Ingram, Jerald	2004-13	10
Ivy, Frank "Pop"	1965-66, 1971	3
Izzo, Larry	2011-15	5
Jackson, Milt	1997	1
Jones, Amos	2020-2021	2
Johnson, Bobby	2022-23	2
Johnson, Craig	2014-2019	6
Jones, Christian	2022-Present	3
Kafka, Mike	2022-Present	3
Katcavage, Jim	1969-73	5
Kavanaugh, Ken	1955-70	16
Kelly, Tim	2024	1
Kitchens, Freddie	2020-2021	2
Knox, Cade	2022-Present	3
Kolman, Ed	1950-56, 1960-65	13
Kuhr, Zak	2024	1
Landry, Tom	1954-59	6
Langsdorf, Danny	2014	1
Leachman, Lamar	1980-89	10
Leadbetter, Bob	1983	1
Leemans, Tuffy	1943-44	2
Leggett, Earl	1993-96	4
Leonard, Rob	2013-19	6
Lewis, Tim	2004-06	3
Lombardi, Vince	1954-58	5
Lord, Bob	1979-82	4
Lynn, Johnnie	1997-2003	7
Mac Duff, Larry	1997-2002	6
Mangurian, Pete	1993-96	4
Marcin, Denny	1997-2003	7
Martindale, Don	2022-23	2
Massey, Robert	1998	1

NAME	SEASONS	YEARS	NAME	SEASONS	YEARS
Matsko, John	1997-98	2	Sherman, Allie	1949-53, 1959-60	7
McAdoo, Ben	2014-15	2	Sherrer, Kevin	2020-2021	2
McGaughey, Thomas	2007-10, 2018-23	10	Shula, Mike	2018-2019	2
McGovern, Bill	2016-2019	4	Skipper, Jim	1997-2000	4
McNally, Jim	1999-2003	5	Smith, Chris	2023	1
McVay, John	1976	1	Smith, DeAndre	2022	1
Merritt Sr., David	2004-17	14	Smith, Richard "Red"	1944-49	6
Miller, Al	1993-96	4	Solari, Mike	2016-17	2
Milus, Ron	2004-05	2	Spagnuolo, Steve	2007-08, 2015-17	5
Modzelewski, Dick	1978	1	Sparano Jr., Tony	2022	1
Molenda, Bo	1936-40	5	Spencer, Sean	2020-2021	2
Nixon, Jeff	2023	1	Stanley, Jim	1979	1
Nolan, Mike	1993-96	4	Stoddard, Craig	1997-2003	7
Nunn, Robert	2010-15	6	Strong, Ken	1940, 1961-65	6
Olivadotti, Tom	2000-03	4	Studesville, Eric	2001-03	3
Owen, Bill	1941-42, 1945-48	5	Stukes, Dwayne	2016-17	2
Palm, Mike	1941, 1945-47	4	Sullivan, Mike	2004-11, 2015-17	11
Palmer, Chris	2007-09	3	Svare, Harland	1960-61, 1967-68	4
Palmieri, Jerry	2004-15	12	Sweatman, Mike	1985-92, 2004-06	11
Parcells, Bill	1979, 1981-82	3	Swiacki, Bill	1954	1
Parker, Johnny	1984-92	9	Symank, John	1974-78	5
Patera, Jack	1967	1	Thomas, Joel	2024	1
Patterson, Andre	2022-Present	3	Thomas, Stephen	2023-Present	2
Patton, Jimmy	1962-64	3	Tierney, Shea	2022-Present	3
Paul, Markus	2007-18	11	Tittle, Y.A.	1969-73	5
Payton, Sean	1999-2002	4	Tolbert, Tyke	2018-2021	4
Peters, Floyd	1974-75	2	Townsend, Deshea	2018	1
Plumb, Ted	1974-76	3	Treier, Mike	2020-Present	5
Pollard, Don "Deek"	1979-80	2	Trimble, Jim	1967-68	2
Pope, Michael	1983-91, 2000-13	23	Trott, Bobby	1991-92	2
Priefer, Mike	2003-05	3	Tunnell, Emlen	1963-73	11
Pruitt, Jeremy	2021	1	VonAppen, Fred	2001	1
Quinn, Tom	2006-2021	16	Walker, DeWayne	2002-03	2
Read, Bruce	2002-03	2	Walton, Joe	1969-73	5
Rehbein, Dick	1992-99	8	Walton, Tim	2015-17	3
Rhule, Matt	2012	1	Wampfler, Jerry	1978	1
Robertson, Jay	2000-03	4	Waufle, Mike	2004-09	6
Robinson, Jimmy	1998-2003	6	Webb, Allan	1974-78	5
Robustelli, Andy	1962-64	3	Webster, Alex	1967	1
Roeder, Ryan	2013-2019	7	Weis, Charlie	1990-92	3
Rote, Kyle	1962-63	2	Wellman, Aaron	2016-2019	4
Ruel, Pat	2004	1	Wells, Lunda	2012-2019	8
Rust, Rod	1992, 2002-03	3	Wietecha, Ray	1972-76	5
Rutledge, Ed	1974-76	3	Wilkerson, Ben	2018-2021	4
Ryan, Sean	2007-15	9	Wilkins, Drew	2022-23	2
Sale, Rob	2021	1	Wilkins, Kevin	2022-23	2
Schnall, Steve	1983-84	2	Williams, Jim	1979-81	3
Schonert, Turk	2003	1	Williams, Nick	2020-2022	3
Schottenheimer, Marty	1975-77	3	Withers, Everett	2019	1
Schuplinski, Jerry	2020-2021	2	Wright, Harry	1964-66	3
Scott, Tom	1965-66	2	Wright, Jody	2020-21	2
Sefcik, George	1991-96	6	Yaralian, Zaven	1993-96	4
Shaffer, Leland	1944	1	Young, Laura	2022-Present	3
Sheridan, Bill	2005-09	5			



2024



# BRANDON BROWN

ASSISTANT GENERAL MANAGER



NEW YORK FOOTBALL GIANTS

Brandon Brown is in his third season as the Giants’ assistant general manager. He is the top associate of general manger Joe Schoen.

Brown, 36, has been instrumental in acquiring numerous players who have become franchise building blocks via free agency, trades and the draft. In addition, he’s played a role in retaining core team players through contact extensions.

Prior to joining the Giants in 2022, Brown spent five seasons with the Philadelphia Eagles. He was promoted to the team’s director of player personnel in 2021. In that role, Brown oversaw the Eagles’ pro scouting department and did crossover evaluation work on the college scouting side.

Brown joined the Eagles in 2017 and was the assistant director of pro scouting in his first two seasons with the team. In 2019, he was promoted to the director of pro scouting, a position he also held for two years.

Before his tenure with the Eagles, Brown spent two seasons with the Indianapolis Colts as an advance scout (2016) and scouting assistant (2015).

Brown joined the Colts after spending two years at Boston College, first as a recruiting specialist (2013) and then as the assistant director of player

personnel (2014).

In 2012, Brown was a pro personnel intern in the Jets’ training camp.

A four-year letterman as a defensive back at Fordham University, Brown earned his bachelor’s degree in business administration with a dual concentration in entrepreneurship and communications media management. In addition, Brown was a two-time all-Patriot League academic selection.

After graduating from Fordham in 2010, Brown earned a Juris Doctor degree from Barry University Law School in Orlando, Fla.

While pursuing his law degree at Barry, Brown worked as athletic compliance graduate assistant/football support at the University of Central Florida, where he was named lead articles editor of the Earth Jurisprudence and Environmental Justice Law Journal and was a member of the Black Law Student Association and Sports Law Society.

Brown is a native of Glen Cove, N.Y., on Long Island. He attended St. Anthony’s High School in South Huntington, where he was a Sports Illustrated Northeast All-American in 2003 and was named to Prepstar Magazine’s All-Region team and the NY Daily News’ All-Suburban team.

2024



# KEVIN ABRAMS

SENIOR VICE PRESIDENT OF FOOTBALL OPERATIONS AND STRATEGY

NEW YORK FOOTBALL GIANTS

Kevin Abrams is in his 26th season with the Giants and his third as the team's senior vice president of football operations & strategy. Abrams was the Giants' assistant general manager for 20 years and was also the team's vice president of football operations for four years. He was the Giants' salary cap analyst in his first three years with the franchise.

Abrams is responsible for strategic planning related to football operations, data and innovation, managing the salary cap, negotiating player contracts, compliance with the NFL's collective bargaining agreement and works closely with the college scouting and pro personnel departments.

In July of 1999, Abrams was hired to fill the newly created position of salary cap analyst. He came to the Giants from the NFL Management Council, where he helped to monitor the league-wide salary cap and analyzed all new player contracts with respect to the collective bargaining

agreement. Prior to working at the Management Council, Abrams completed internships and graduate work in player personnel, recruiting, public relations and corporate relations with the Washington Commanders, the Ohio University football program, the Buffalo Bills and the London Monarchs.

Abrams was raised in Toronto, Canada. He completed his undergraduate degree at the University of Western Ontario and earned his master's degree in sports administration from Ohio University.

Abrams teaches a class in Columbia University's graduate sports management program.

Kevin and his wife, Sarah-Jane, live in New York City with their three children, Joseph, Grace and Cormac.

2024



# TIM MCDONNELL

DIRECTOR OF PLAYER PERSONNEL

NEW YORK FOOTBALL GIANTS

Tim McDonnell is in his 11th season with the Giants and his third as the team's director of player personnel.

He was the assistant director of player personnel in 2019-20 before assuming his current position in 2021.

McDonnell joined the Giants in 2013 and spent his first six years with the organization as a pro scout.

In his current role, McDonnell works closely with senior vice president and general manager Joe Schoen, and assistant general manager Brandon Brown in overseeing all aspects of the player personnel department.

Prior to joining the Giants, McDonnell worked for eight years in the Notre Dame football program in a variety of roles, the last six as the director of player personnel/director of football personnel, a role in which he organized and administered the Irish recruiting efforts. McDonnell also served as a liaison between the Irish and NFL personnel, helped coordinate the walk-on program, and assisted in managing the roster

under coaches Charlie Weis and Brian Kelly.

McDonnell is a 2005 graduate of the College of the Holy Cross in Worcester, Mass., and a three-year football letterman as a receiver. He was the inaugural recipient of the Daniel Allen Sportsmanship Award in 2005, presented to the Holy Cross varsity athlete who best exemplifies the qualities of sportsmanship that coach Daniel Allen exhibited throughout his life. He also received the 2004 Unsung Hero Award as the player who supported the team spiritually, emotionally and physically for the good of the team.

A native of Harrison, N.Y., McDonnell graduated from Iona Prep before starting his collegiate career at Holy Cross. McDonnell is the grandson of Wellington Mara, the Giants' late and much-loved former president and a Pro Football Hall of Famer, and the late Ann Mara.

McDonnell is married to the former Marisa Meister. The couple has four young sons, Jack, Conor, Timothy, and Wellington ("Wells").



2024



# DENNIS HICKEY

ASSISTANT DIRECTOR OF PLAYER PERSONNEL

NEW YORK FOOTBALL GIANTS

Dennis Hickey, a former Miami Dolphins general manager, is in his third season as the Giants' assistant director of player personnel.

Prior to joining the Giants, Hickey spent five years working for the Buffalo Bills. His tenure mirrored Giants general manager Joe Schoen's time with the team. Hickey was the Bills' senior college scout in 2017-18 before being promoted to senior national scout in his third year with the team. Schoen and Hickey first worked together in 2014-15, when Hickey was the Dolphins' general manager and Schoen was the team's director of player personnel.

During Hickey's term in Buffalo, the Bills drafted numerous players who helped them earn four postseason berths in five seasons, including the AFC East titles in his final two seasons. That group included quarterback Josh Allen, linebacker Tremaine Edwards, running back Devin Singletary, wide receiver Gabe Davis, tight end Dawson Knox, defensive tackle Ed Oliver, and cornerback TreDavious White and Taron Johnson.

In Miami, Hickey was responsible for the Dolphins' football operations and administration, including directing the college and pro personnel departments. He directed all scouting efforts involving the college draft, free agency, the Canadian Football League, and personnel of the other 31 NFL teams.

During Super Bowl week in 2015, Hickey was one of the recipients of the inaugural Steinberg-DeNicola Awards for Humanitarian Service. The awards recognize an owner, executive, coach, and a player who support

their community through service and charitable actions. Hickey regularly assisted with Special Olympics programs throughout the Miami-Dade County area as part of his Hickey's Heroes Foundation.

Hickey joined the Dolphins after spending 18 years with the Tampa Bay Buccaneers, including three seasons (2011-13) as the team's director of player personnel. From 2004-10, he was the team's director of college scouting.

Hickey was the Buccaneers' pro personnel assistant in 1996-97. He then spent six seasons as a college scout with the team. Hickey was a member of the Buccaneers' first Super Bowl championship team in 2002, a 48-21 victory against Oakland in Super Bowl XXXVII.

In 1994-95, Hickey was the defensive backs coach for Blinn Junior College in Brenham, Texas.

Hickey began his collegiate career as a safety at Coffeyville Community College in Coffeyville, Kansas, where he played on a junior college national championship team and was a captain and an academic All-American. He then transferred to the University of Tulsa, where he was a three-year starter at safety. Hickey graduated from Tulsa with a degree in history/education and later earned a master's degree in educational administration from Prairie View A&M University.

Hickey and his wife, Stephanie, have one daughter, Breanna, and one son, Barrett.

2024



# CHRIS ROSSETTI

DIRECTOR OF PRO SCOUTING

NEW YORK FOOTBALL GIANTS

Chris Rossetti is in his third season as the Giants' director of pro scouting. Prior to assuming his present position, Rossetti spent seven seasons with the Miami Dolphins, the first two (2015-16) working with Giants' senior vice president and general manager Joe Schoen.

In this role, Rossetti works closely with Schoen, assistant general manager Brandon Brown, and director of player personnel Tim McDonnell to continually upgrade the roster through free agent acquisitions, trades, waiver claims and practice squad signings. He aids coach Brian Daboll and the coaching staff for each game's opponents by creating advance scouting reports during the season.

Rossetti is responsible for overseeing the team's pro scouting efforts, which include player evaluations, managing depth charts, organizing tryouts and monitoring transactions around the NFL as well as other professional leagues. Rossetti collaborates with both analytics and football administration to determine player value in the marketplace heading into the free agency period.

In June 2024, Rossetti was one of 39 NFL executives selected to participate in the NFL's Mid-Career Executive Leadership Program at the University of Michigan's Ross School of Business. This program was designed to equip the next generation of NFL leaders with highly interactive action-based learning experiences to prepare participants with the necessary tools to

solve some of the most pertinent challenges that are redefining the sports industry currently.

In 2021, Rossetti was the Dolphins' assistant director of pro scouting. In that role, he evaluated players throughout the NFL as it pertained to free agency, preseason, team advances, trades, practice squads and the waiver wire. Rossetti also evaluated other professional leagues & worked alongside the analytics department to produce an advance scouting report to prep the coaching staff for upcoming games.

Rossetti joined the Dolphins as a pro personnel assistant in 2015 and spent five seasons (2016-20) as a pro scout for the team.

Prior to Miami, Rossetti spent three seasons (2012-14) in the CFL with the Toronto Argonauts' player personnel department. He initially began as a scouting assistant in 2012 where he was a member of the 100th Grey Cup championship team. He was then promoted to player personnel assistant the following year before serving as the director of player personnel in 2014 at the age of 24.

Rossetti is a Mississauga, Ontario (Canada) native. He was a two-year starter as a quarterback at the University of Guelph (Ontario), graduating in 2012 with an honors degree in history. He and his wife, Alex, have two daughters, Hailey and Sophia.

2024



# RYAN COWDEN

EXECUTIVE ADVISOR TO THE GENERAL MANAGER

NEW YORK FOOTBALL GIANTS

Ryan Cowden is in his second season with the Giants as the executive advisor to general manager Joe Schoen. Cowden and Schoen worked together with the Carolina Panthers from 2000-07.

Cowden is in his 25th NFL season. Prior to joining the Giants, he spent the seven years with the Tennessee Titans, including the last five as vice president of player personnel. He originally joined the Titans in 2016, as the director of player personnel.

In his role as vice president of player personnel, Cowden oversaw all areas of Tennessee's scouting department, both college and pro, including advance scouting, free agency preparation, and evaluation of players in the NFL and all other professional leagues. He also assisted with college

scouting and preparation for the NFL Draft.

Cowden joined the Titans after 16 years with the Panthers. In Carolina, Cowden last had the title of assistant director of college scouting, a position he held for two years. Prior to that role, he served as the team's national scout/senior college scout for two years (2012-14) and was a national scout from 2008-12.

Cowden originally joined the Panthers as a scouting assistant in 2000. He became an area scout in 2001 and was responsible for the southeast area from 2001-07. During his time in Carolina, the franchise won two NFC titles, five division crowns and advanced to the playoffs six times.

Cowden and his wife, Dana, have a son, Noah, and a daughter, London.

2024



# BLAISE BELL

AREA SCOUT

NEW YORK FOOTBALL GIANTS

Blaise Bell is in his second season as a Giants area scout and his fifth year with the organization.

Bell previously was the Giants' BLESTO scout for three seasons.

He first worked with the Giants as a pro personnel intern during the 2019 season.

Prior to joining the Giants, Bell spent five years at College of the Holy

Cross, where he earned a Bachelor of Arts degree in psychology. After redshirting his freshman year, he was a four-year letterman on the Crusaders' football team. Bell was a team captain his senior year and a two-time All-Patriot League wide receiver.

A native of Houston, Bell graduated from Metea Valley High School in Aurora, Illinois in 2014.



2024



# JEREMY BREIT

NATIONAL SCOUT



NEW YORK FOOTBALL GIANTS

Jeremy Breit is in his 20th year in the NFL and 19th season with the Giants. The 2024 season is his 14th on the college scouting staff

Breit previously served in the Giants' pro personnel department, including two years as a pro scout. His primary responsibilities included assisting the coaching staff in scouting the Giants' upcoming opponents, as well as evaluating potential free agents.

Breit began his career as a pro scouting intern with the Houston Texans in 2005.

A graduate of the University of Tennessee, Breit assisted the director of football operations for both the 2002 and 2003 seasons in Knoxville. He has also earned an MBA from Dowling College.

Breit, a native of West Islip, N.Y., resides in Nashville, Tenn.

2024



# HANNAH BURNETT

AREA SCOUT, MIDLANDS



NEW YORK FOOTBALL GIANTS

Hannah Burnett is in her fifth season as a Giants area scout.

Prior to joining the Giants, Burnett worked for the Atlanta Falcons from November 2018 until June 2020, first as a scouting coordinator and then as a scouting assistant.

As a coordinator, Burnett worked as the liaison between the Falcons, players, agents, and schools to schedule workouts and managed the logistics of player on-boarding. She assisted the scouts with travel coordination, pro-scout advance, and updated club databases as needed while also handling scouting assistant responsibilities. Those duties included watching college tape, creating POA cutups, and evaluating practice tape. Other responsibilities included attending bowl games and the NFL Scouting Combine.

Burnett joined the Falcons after working as a player personnel assistant at the NFL office in New York. She also has experience as a sports marketing intern at the University of Massachusetts-Amherst and an event operations intern with the Buffalo Bills.

In 2020, Burnett was named a Scott Pioli & Family Fund recipient, an

annual grant that aims to promote the development, education and training on aspiring female football coaches and scouts.

A graduate of UMass-Amherst, Burnett played Division 1 lacrosse and served as captain of the team. She served on the Student-Athlete Advisory Committee (SAAC) and was a member of the Atlantic-10 Conference Commissioners Honor Roll. Burnett was a two-time all-region player, two-time all-conference player and three-time conference champion. She holds the record at UMass for most points in a game (10). Burnett was a member of the Chi Alpha Sigma National College Athlete Honor Society, the National Society of Leadership and Success, and received the UMass Student Athlete Excellence in Leadership Award.

She had a sports management and marketing double major.

Burnett is a graduate of Huntington High School on Long Island, where she played varsity lacrosse, soccer and basketball. She was a captain of both the lacrosse and soccer teams. Burnett was a US Lacrosse Academic All American and three-time all-county player in both lacrosse and soccer. Burnett also received the Huntington Lacrosse Alumni Award.

She is daughter of Carly and Matthew Burnett and has a sister, Molly.

2024



# MARCUS COOPER

NATIONAL SCOUT



NEW YORK FOOTBALL GIANTS

Marcus Cooper is in his second season as a national scout for the Giants and his seventh year with the organization.

Cooper was the team's area scout in the southeast for five years.

Prior to joining the Giants, Cooper spent seven seasons with the Buffalo Bills. In 2017, he was the Bills' scout in the BLESTO Scouting Combine. Cooper was a college area scout focusing on the northeast for Buffalo from 2015-16. In his first four seasons with Buffalo, Cooper was a player personnel assistant (2013-14) and personnel intern (2011-12), providing support to all levels of scouting and player engagement departments.

Before his tenure with the Bills, Cooper was a defensive graduate assistant at Alcorn State University.

Cooper finished his playing career in 2008 as a starting linebacker for the Alcorn State Braves, earning letters in 2007-08. He joined Alcorn from Copiah-Lincoln Community College, where he helped lead the Wolves to the 2006 Golden Isle Bowl Classic Championship, and a No. 6 ranking in the final NJCAA Poll.

Cooper graduated from Alcorn State in 2009 with a bachelor's degree in business administration. The following year, he earned a master's degree in secondary education guidance counseling. A Mississippi native, Cooper played fullback and linebacker at Laurel High School.

Cooper and his wife, Deanna, have a son, Rylan, and a daughter, Amaya.

2024



# MIKE DERICE

NATIONAL SCOUT



NEW YORK FOOTBALL GIANTS

Mike Derice is in his third season as a national scout with the Giants.

Prior to joining the Giants in 2022, Derice spent 10 years with the Indianapolis Colts, including nine as an area scout with a focus on the Northeast/Mid-Atlantic regions.

He began his tenure in Indianapolis as a scouting assistant in 2012.

Derice previously worked at his alma mater, Stony Brook University, first as special assistant to the athletics director (2008-09) and then as director

of football operations (2009-2012).

Derice played cornerback for the Seawolves prior to graduating with a bachelor's degree in health care management.

He is a native of Brooklyn, N.Y. and attended Brooklyn Tech High School, where he played quarterback, wide receiver, and cornerback.

Derice resides on Long Island with his wife, Soleil, and children Brielle (7) and Michael, Jr (4).



2024



# SCOTT HAMEL

AREA SCOUT, SOUTHWEST



NEW YORK FOOTBALL GIANTS

Scott Hamel is in his third season as a Giants area scout and his second covering the Southeast. In his first season with the team, he was responsible for the Southwest region.

Hamel joined the Giants in 2022 after a seven-year stint with the Chicago Bears, for whom he was first an NFS (combine) scout and then an area scout in the Midwest (2017-20) and Southeast (2021).

Hamel previously spent four years at Northwestern University, first as an offensive quality control coach, then as a graduate assistant working with the wide receivers and offensive line and lastly as the assistant director of

player personnel.

Hamel was a walk-on running back/fullback at the University of Michigan. He graduated with a bachelor's degree in sport management in 2006 and then worked in finance in Chicago until 2011. Hamel earned an MBA from DePaul University in 2011 and a master's degree in liberal studies from Northwestern in 2014.

Hamel was an all-state running back and linebacker at Rye High School in Westchester County, N.Y. He and his wife, Lizzie, have two daughters, Molly (5) and Annie (3).

2024



# PATRICK HANSCOMB

AREA SCOUT, MID-ATLANTIC



NEW YORK FOOTBALL GIANTS

Patrick Hanscomb is in his seventh season as an area scout after spending the previous 10 years in the Giants' pro personnel department. Hanscomb now focuses on scouting college players, primarily in the Mid-Atlantic states.

Hanscomb served as the season-long pro personnel intern in his first two years with the Giants and joined the organization as a full-time employee in the spring of 2011. During his tenure in pro personnel, his primary responsibilities included evaluation of unrestricted free agents, the

Canadian and Arena football leagues, practice squad players and the advance scouting of Giants opponents.

Prior to joining the organization, Hanscomb worked as an administrative assistant for the Orlando Predators of the Arena Football League.

Hanscomb was a two-sport athlete at SUNY Brockport, where he earned a bachelor's degree in sports management.

Hanscomb and his wife, Marie, have two sons, William Leif and Jackson James.



2024



# RYAN HOLLERN

COLLEGE SCOUTING COORDINATOR



NEW YORK FOOTBALL GIANTS

Ryan Hollern is in his 15th season in the NFL, his fifth with the Giants, and his third as the team's college scouting coordinator.

His primary responsibilities include maintaining the day-to-day operations of the club's college scouting department regarding the scouts' scheduling, processing, and organizing the information gathered on draft-eligible players, and maintaining a computer database of scouting reports.

Hollern served as the Giants' chief of staff in 2020-21, when he was the head coach's top assistant and was involved in every aspect of the football operations, on and off the field.

Hollern spent the 2019 season with the Cleveland Browns as the assistant to head coach Freddie Kitchens.

Prior to joining the Browns, Hollern was the director of football operations for the Salt Lake City Stallions of the former Alliance of American Football League. He oversaw all logistical functions of the club and was the liaison

between the front office and all internal departments.

Hollern has spent most of his NFL career in scouting. From 2009-12, he was the New Orleans Saints' combine scout. Hollern was promoted to northeast area scout in 2012, where he stayed until 2015. In 2016-17, he was the Buffalo Bills' college scouting coordinator.

Hollern began his career as Mississippi State's coordinator of recruiting operations from 2006-09.

The Indiana, Pa. native earned his bachelor's degree in psychology in 2001 from Gannon University, where he played quarterback for two seasons. Hollern also has a master's degree in sports administration from Mississippi.

He and his wife, Keely, have a son, Porter, and a daughter, Bennett. They also have a dog, Murphy.

2024



# MARQUIS PENDLETON

PRO SCOUT



NEW YORK FOOTBALL GIANTS

Marquis Pendleton is in his 10th season with the Giants and his second as a pro scout.

Pendleton previously spent three seasons as an area scout for the team after serving four years as the Giants' scout in the BLESTO scouting combine.

Pendleton first worked with the Giants as a public relations intern in training camp in 2014. The following year, he was a full-season pro

personnel intern.

Prior to joining the Giants, Pendleton spent four years at the University of Massachusetts, Amherst, where he earned a Bachelor of Science degree in sport management, and Bachelor of Business Administration degree in marketing. At UMass, Pendleton worked for three years as a football operations assistant in recruiting, scouting, and game day operations.

A native of Hackensack, N.J., Pendleton was a 2011 graduate of Hackensack High School, where he played football for three years.

2024



# BRENDAN PROPHETT

AREA SCOUT, MIDWEST



NEW YORK FOOTBALL GIANTS

Brendan Prophet is in his sixth season as a member of the Giants' college scouting staff.

Before joining the organization in 2019, Prophet spent three seasons as the Detroit Lions' director of pro scouting. In 2015, he was an area scout for the New Orleans Saints.

Prior to his time in New Orleans, Prophet was a member of the Jets' personnel staff for 15 years. From 2007-14, he was the team's director of pro personnel. He joined the organization as a college scouting intern in 2000 and served in several roles, including assistant director of pro scouting. Prophet also interned with the NFL Management Council in

2000.

Prophet first worked in the NFL in 1999 as a pro personnel intern with the Giants.

Prophet was a four-year starter and three-time all-conference selection wide receiver at the College of New Jersey after transferring from the University of Maine. Prophet played professionally in Germany in 1998 before spending time in the Arena Football League with the Orlando Predators and Augusta Stallions (AF2) from 1999-2000.

The Bridgewater, Mass., native earned a bachelor's degree in economics from the College of New Jersey.

2024



# NICK LA TESTA



ASSISTANT DIRECTOR OF PRO SCOUTING

NEW YORK FOOTBALL GIANTS

Nick La Testa is in his eighth season with the Giants and his first as the assistant director of pro scouting. He first joined the Giants in 2015 as a training camp intern. After working the 2015 season in the Rutgers Football recruiting department, he re-joined the Giants as a scouting assistant for the 2016/2017 seasons. He became a pro scout in 2018, a title he previously held for 6 seasons.

La Testa earned a bachelor's degree in political science from Yale University in 2015. He was a four-year varsity letterman on the Bulldogs'

football team. La Testa was the recipient of the Every Play Every Day Award, presented to the player who best demonstrates accountability to his teammates both on and off the field.

A native of Wood-Ridge, N.J., La Testa was a 2011 graduate of Bergen Catholic High School in Oradell, N.J., where he was the captain of the football team.

La Testa and his wife, Danielle, have a daughter, Juliette.

2024



# COREY LOCKETT



PRO SCOUT

NEW YORK FOOTBALL GIANTS

Corey Lockett is in his sixth season as a pro scout with the Giants. He was pro personnel intern with the team in 2017 and 2018.

Prior to joining the Giants, Lockett was a volunteer coach for the Mercer University football team in the spring of 2017.

Lockett earned a bachelor's degree in business administration from Mercer

in 2016. An outside linebacker, he was a four-year varsity letterman on the Bears' football team, and a team captain during the 2013 and 2014 seasons.

Lockett is a native of Warner Robins, Ga., where he graduated from Northside High School in 2012. He and his fiancé, Vanessa Berentsen, reside in Hoboken, New Jersey.



2024



# JUSTIN MARKUS

COLLEGE SCOUT - BLESTO



NEW YORK FOOTBALL GIANTS

Justin Markus is in his second season as the Giants' scout in the BLESTO Scouting Combine.

Markus was a scouting assistant for the Giants in 2022. The previous season, he was the coaches' video intern for the Jets. In 2020, Markus was a recruiting assistant at Rice University.

Markus was a member of the football team at Butler University from

2015-2019. Initially recruited as a cornerback, he also played safety and linebacker before finishing his collegiate career as a defensive end.

He graduated from Butler with a Bachelor of Science degree in finance and marketing.

A native of New Lenox, Ill., Markus played football at Lincoln-Way Central High School.

2024

**NEW YORK FOOTBALL GIANTS**  
EMPLOYEE PICTURE DIRECTORY



# OWNERSHIP



**John K. Mara, Esq.**  
President & Chief Executive Officer



**Steve Tisch**  
Executive Vice President & Chairman



**Jonathan Tisch**  
Treasurer



**Chris Mara**  
Senior Player Personnel Executive



**Laurie Tisch**  
Board Director



**Susan McDonnell**  
Board Director

# ASSISTANTS TO OWNERSHIP



**Ann Durante**  
Assistant to President & CEO



**Nicole Covello**  
Assistant to President & CEO



**Lacy Boughn**  
Assistant to Chairman & EVP



# FOOTBALL OPERATIONS



**Joe Schoen**  
Senior Vice President  
& General Manager



**Brandon Brown**  
Assistant  
General Manager



**Kevin Abrams**  
Senior Vice President  
of Football Operations  
& Strategy



**Ryan Cowden**  
Executive Advisor to  
the General Manager



**Jessie Armstead**  
Special Assistant to  
the General Manager



**Ty Siam**  
Director of Football  
Data & Innovation



**Ed Triggs**  
Director of Football  
Operations



**Charles Tisch**  
Manager, Football  
Administration



**Varun Ravishanker**  
Football Systems  
Manager



**Matt Dodson**  
Scouting Research  
Coordinator



**Clark Ewen**  
Football Data &  
Innovation Coordinator



**Courtney Kennedy**  
Football Data &  
Innovation Coordinator



**Jackson Freilich**  
Football Systems  
Developer



**Max Pike**  
Data Strategy &  
System Analyst



**Carmen Pizzano**  
Assistant Video  
Director




**Stephen Venditti**  
Assistant Video  
Director

# COACHING STAFF



**Brian Daboll**  
Head Coach



**Mike Kafka**  
Assistant Head Coach/  
Offensive Coordinator



**Shane Bowen**  
Defensive  
Coordinator



**Michael Ghobrial**  
Special Teams  
Coordinator



**Laura Young**  
Director of  
Coaching Operations



**Jerome Henderson**  
Defensive Passing  
Game Coordinator/  
Defensive Backs



**Shea Tierney**  
Offensive Passing Game  
Coordinator/Quarterbacks



**Cam Achord**  
Assistant  
Special Teams



**Mike Adams**  
Assistant Secondary




**Angela Baker**  
Offensive Assistant



**Carmen Bricillo**  
Offensive Line



**Charlie Bullen**  
Outside Linebackers



**Ben Burress**  
Defensive Assistant



**Bryan Cox**  
Assistant  
Defensive Line

## COACHING STAFF (CONT.)



**Christian Daboll**  
Offensive Assistant



**John Egorugwu**  
Inside Linebackers



**James Ferentz**  
Assistant  
Offensive Line



**Mike Groh**  
Wide Receivers



**Christian Jones**  
Assistant  
Quarterbacks



**Tim Kelly**  
Tight Ends



**Cade Knox**  
Offensive Assistant/  
Game Manager



**Zak Kuhr**  
Defensive Assistant



**Andre Patterson**  
Defensive Line



**Joel Thomas**  
Running Backs



**Stephen Thomas**  
Assistant  
Special Teams



**Michael Treier**  
Safeties



# PLAYER PERSONNEL & SCOUTING



**Tim McDonnell**  
Director of Player Personnel



**Chris Rossetti**  
Director of Pro Scouting



**Dennis Hickey**  
Assistant Director of Player Personnel



**Nick LaTesta**  
Assistant Director of Pro Scouting



**Ryan Hollern**  
College Scouting Coordinator



**Jeremy Breit**  
National Scout



**Marcus Cooper**  
National Scout



**Mike Derice**  
National Scout



**Chris Snee**  
Senior Scout



**Corey Lockett**  
Pro Scout



**Marquis Pendleton**  
Pro Scout



**Blaise Bell**  
College Area Scout



**Hannah Burnett**  
College Area Scout



**Scott Hamel**  
College Area Scout



**Patrick Hanscomb**  
College Area Scout



**Brendan Prophet**  
College Area Scout



**Justin Markus**  
College BLESTO Scout



**Rita Giordanetti**  
Assistant to General Manager/Scouting



**Andrea Wagner**  
Pro Personnel Assistant



**Louis Anarumo**  
Scouting Assistant



**Jared Osumah**  
Scouting Assistant



**Isaiah Wingfield**  
Scouting Assistant

# MEDICAL SERVICES & TRAINING



**Ronnie Barnes**  
Senior Vice President  
Medical Services &  
Head Athletic Trainer



**Steve Kennelly**  
Assistant Head  
Athletic Trainer



**Leigh Weiss**  
Physical Therapist  
& Director of  
Rehabilitation



**Dr. Lani Lawrence**  
Director of Wellness  
& Clinical Services



**Justin Maher**  
Physical Therapist &  
Assistant Athletic Trainer



**Phil Buzzerio**  
Assistant Athletic  
Trainer



**Dillon Douglass**  
Assistant Athletic Trainer  
and Physical Therapist



**Michael Dunne**  
Assistant Athletic Trainer  
and Physical Therapist

# STRENGTH & CONDITIONING / PERFORMANCE



**Aaron Wellman**  
Executive Director of  
Player Performance



**Steve Smith**  
Director of Sports and  
Performance Nutrition



**Frank Piraino**  
Director of Strength  
and Conditioning Coach



**Sam Coad**  
Director of Performance/  
Assistant Strength and  
Conditioning Coach



**Drew Wilson**  
Assistant Director of  
Strength and Conditioning



**Mark Loecher**  
Assistant Strength  
and Conditioning Coach



**Steve Tatekawa**  
Assistant Strength  
and Conditioning Coach

## PLAYER ENGAGEMENT



**Ashley Lynn**  
Director of Player  
Engagement



**Brandon Harlin**  
Player Engagement  
Coordinator

## TEAM OPERATIONS



**Jerry Meade**  
Senior Vice President  
& Chief Security  
Officer



**Jim Phelan**  
Vice President of  
Team Operations



**Jeff Conroy**  
Director of Team  
Operations



**Michael Keating**  
Security  
Supervisor



**Jim Ryan**  
Team Security  
Coordinator



# EQUIPMENT



**Tim Slaman**  
Director of Equipment  
Operations



**Chris Pridy**  
Assistant Director of  
Equipment Operations



**Kyle Lynch**  
Assistant Equipment  
Manager




**Terry Mansfield**  
Field Security  
Manager



**Harrison Eisen**  
Equipment Room  
Assistant



**Pat Haggerty**  
Equipment Room  
Assistant



**Ben Holt**  
Equipment Room  
Assistant

# FACILITY MANAGEMENT



**Victor McLoughlin**  
Facilities Project  
Manager



**Dan Bornschein**  
Facilities  
Manager



**Jackie Lepow**  
Facilities  
Administrator



**Jose Garcia**  
Facilities



**Rob Davis**  
Head  
Groundskeeper



**Bobby Blake**  
Assistant  
Groundskeeper

# COMMUNICATIONS



**Pat Hanlon**  
Senior Vice President  
of Communications



**Jennifer Escalante**  
Vice President of  
Strategic  
Communications



**Dion Dargin**  
Senior Director  
of Football  
Communications



**Maddi Harris**  
Manager,  
Communications



**Payton Holcombe**  
Coordinator,  
Communications

# COMMUNITY RELATIONS



**Frank Mara**  
Vice President of  
Community Relations



**Allison Stangeby**  
Vice President of  
Community &  
Corporate Relations



**Ethan Medley**  
Director of  
Community Relations  
& Youth Football



**Joann Lamneck**  
Director of  
Community & Alumni  
Relations



**Alyssa Lang**  
Managing Director,  
Corporate Giving



**Tara Belinsky**  
Community & Youth  
Football Manager



**Dan Sivoiella**  
Coordinator,  
Community Relations

## BUSINESS INTELLIGENCE



**Russell Scibetti**  
Vice President,  
Strategy & Business  
Intelligence



**Kelly Foye**  
Director, CRM &  
Database Strategy



**Patrick Yue**  
Business Intelligence  
Analyst



**Samantha Santiago**  
CRM and Email  
Coordinator

## TICKET OFFICE



**Amy Matlins**  
Senior Director,  
Ticketing



**Amanda Ferris**  
Assistant Director,  
Ticket Operations



**Chris Gorman**  
Manager of Ticket  
Operations



**Kathleen Collins**  
Ticket Operations  
Representative



**Spencer Toneatto**  
Ticket Operations  
Representative



## CORPORATE PARTNERSHIPS



**Jessica Slenker**  
Senior Vice President,  
Corporate Partnerships



**Bill Smith**  
Vice President,  
Corporate Partnerships  
Sales



**Mike Decina**  
Senior Director,  
Partnership Activation



**Julia Murphy**  
Senior Director,  
Partnership Activation



**Chris Robertson**  
Director,  
Corporate Partnership  
Operations



**Katie Carew**  
Director,  
Corporate Partnerships



**Stephen Fiorella**  
Director,  
Corporate Partnerships



**Mark Gennarelli**  
Director,  
Corporate Partnerships



**Alex Casola**  
Senior Manager,  
Partnership Activation



**Amanda DiPane**  
Senior Manager,  
Partnership Activation



**Sarita Borojevic**  
Manager,  
Corporate Partnership  
Operations



**Alexandra Cros**  
Manager,  
Partnership Activation



**Conor Mara**  
Account Executive,  
Corporate Partnerships



**Caleb Sink**  
Senior Coordinator,  
Partnership Activation



**Corrin Martin**  
Coordinator,  
Corporate Partnership  
Operations & Events

# FINANCE



**Christine Procops**  
Senior Vice President  
& Chief Financial  
Officer



**Steve Hamrahi**  
Senior Vice President,  
Finance & Accounting



**Mike Feeley**  
Controller, Operations



**Allison Reed**  
Controller, Facilities



**Amanda Snyder**  
Director of  
Payroll & Benefits



**Spencer Parcel**  
Senior Manager,  
Financial Reporting



**Chris DeFlora**  
Senior Manager,  
Financial Operations



**Michelle McCabe-  
Christensen**  
Senior Accounts  
Payable Analyst



**Reinard Cantada**  
Staff Accountant

# HUMAN RESOURCES



**Celeste Bell**  
Senior Vice President  
of Human Resources  
& Diversity Equity  
and Inclusion

# INFORMATION TECHNOLOGY



**Justin Warren**  
Vice President,  
Information  
Technology



**Julie Glisky**  
Director of IT -  
Applications &  
Development



**Lamont McCormick**  
Systems  
Administrator



**Christina Morillo**  
Information Security  
Manager



**Nick Ogola**  
Senior Developer



**Leslie Garcia**  
IT Help Desk Support



**Andrew Nawolski**  
IT Help Desk Support



**Andrew Sanchez**  
IT Help Desk Support

# LEGAL



**Rich Hernandez, Esq.**  
Senior Vice President  
& General Counsel



**Debra Agosta**  
Vice President of  
Legal Services



# MARKETING



**Nilay Shah**  
Senior Vice President,  
Marketing & Brand  
Strategy



**Don Sperling**  
Vice President &  
Executive Producer



**Christine Baluyot**  
Vice President,  
Production & Events



**David Dominik**  
Vice President,  
Digital Strategy



**Carey Bald**  
Director, Events & Fan  
Engagement



**Michael Becton**  
Director,  
Cinematography &  
Football Content



**Emma Kaptein**  
Director,  
Social Media Strategy



**John Schmeelk**  
Director, Editorial and  
Audio Content



**Doug Murphy**  
Creative & Brand  
Director



**Matthew Swensen**  
Creative &  
Photography Director



**Michael Eisen**  
Giants.com Senior  
Writer/Editor



**Dan Salomone**  
Senior Managing  
Editor, Giants.com



**Marissa Soto**  
Manager,  
Integrated Marketing



**Cristina Sinofsky**  
Manager,  
Social Media



**Jed Empleo**  
Senior Graphic  
Designer



**Natalie Wizel**  
Content Producer



**Charles Erdmann**  
Video Producer/Editor



**Matt Citak**  
Digital Media  
Coordinator



**Sydney Gahwyler**  
Coordinator,  
Production & Events



**Cameron Brady**  
Graphic Design  
Coordinator



**Christian Breslin**  
Graphic Designer



**Pierson Butler**  
Associate Producer,  
Podcast & Digital Content

# GIANTS STADIUM LLC



**Kevin Frattura**  
Vice President,  
Sales & Service



**Christie Landi**  
Vice President of  
Premium Sales



**Brian Kelly**  
Senior Director,  
Client Services



**Adam Lorber**  
Director,  
Premium Sales



**Cameron Nichols**  
Director,  
Premium Sales



**Anthony Pillari**  
Director,  
Premium Sales



**Mitch Hall**  
Senior Manager,  
Suite Services



**Dan Mucha**  
Senior Manager,  
Client Services



**Arianna Thompson**  
Senior Manager,  
Client Services



**Keith Quarta**  
Senior Manager,  
Premium Sales



**Tim Maldonado**  
Manager,  
Ticket Sales



**Jaida Schettino**  
Manager,  
Suite Services



**Brian Frankel**  
Senior Account  
Executive



**Lindsay Rosenberg**  
Senior Account  
Executive



**Anthony Castaneda**  
Senior Account  
Executive



**Richard Ermeus**  
Account Executive



**Carlee Stetson**  
Account Executive



**Maggie Lafemina**  
Coordinator,  
Client Services



**Brian Polanco**  
Coordinator,  
Client Services



**Brendan Farley**  
Coordinator,  
Client Services



**Hanna Qira**  
Coordinator,  
Client Services




# PLAYERS





NO.	NAME	POS	HT	WT	DOB	EXP	COLLEGE	HOMETOWN	HOW ACQ
0	Burns, Brian	OLB	6-5	250	4/23/1998	6	Florida State	Fort Lauderdale, Fla.	T(CAR)-'24
0	Jiles, John	WR	6-3	205	7/8/2000	R	West Florida	Wake Forest, N.C.	UDFA-'24
2	Lock, Drew	QB	6-4	228	11/10/1996	6	Missouri	Columbia, Mo.	FA-'24
3	Banks, Deonte	CB	6-2	200	4/3/2001	2	Maryland	Baltimore, Md.	D1-'23
3	Rourke, Nathan	QB	6-1	210	5/24/1998	1	Ohio	Oakville, Ontario	W(NE)-'24
5	Thibodeaux, Kayvon	OLB	6-5	258	12/15/2000	3	Oregon	South Central Los Angeles, Calif.	D1-'22
5	Robinson II, Allen	WR	6-2	220	8/24/1993	11	Penn State	Detroit, Mich.	FA-'24
6	Gillan, Jamie	P	6-1	207	7/4/1997	6	Arkansas-Pine Bluff	Inverness, Scotland	FA-'22
6	Ford-Wheaton, Bryce	WR	6-3	220	3/9/2000	2	West Virginia	Fuquay-Varina, N.C.	FA-'23
8	Jones, Daniel	QB	6-5	230	5/27/1997	6	Duke	Charlotte, N.C.	D1-'19
9	Gano, Graham	K	6-2	202	4/9/1987	15	Florida State	Arbroath, Scotland	FA-'20
9	Nabers, Malik	WR	6-0	200	7/28/2003	R	Louisiana State	Youngsville, La.	D1-'24
13	Hyatt, Jalin	WR	6-0	185	9/25/2001	2	Tennessee	Irmo, S.C.	D3-'23
15	DeVito, Tommy	QB	6-2	210	8/7/1998	2	Illinois	Cedar Grove, N.J.	UDFA
17	Robinson, Wan'Dale	WR	5-8	185	1/5/2001	3	Kentucky	Frankfort, Ky.	D2-'22
18	Hodgins, Isaiah	WR	6-3	200	10/21/1998	4	Oregon State	San Jose, Calif.	W(BUF)-'22
19	Simmons, Isaiah	S/ILB	6-4	238	7/26/1998	5	Clemson	Olathe, Kan.	T(ARI)-'23
19	Asante, Ayir	WR	6-0	178	2/27/2001	R	Wyoming	Franklin Township, N.J.	UDFA-'24
20	Gray, Eric	RB	5-10	211	11/4/1999	2	Oklahoma	Memphis, Tenn.	D5-'23
20	Long Jr., David	CB	5-11	196	2/6/1998	6	Michigan	Los Angeles, Calif.	FA-'24
22	Phillips, Dru	CB	5-11	190	11/30/2001	R	Kentucky	Mauldin, S.C.	D3-'24
23	Herdon, Tre	DB	5-11	190	3/5/1996	7	Vanderbilt	Ooltewah, Tenn.	FA-'24
24	Belton, Dane	S	6-1	190	12/7/2000	3	Iowa	Tampa, Fla.	D4-'22
25	Miller, Dante	RB	5-9	200	5/14/1999	R	South Carolina	Rockingham, N.C.	UDFA-'24
25	Johnson, Alex	CB	6-0	185	10/11/2000	R	UCLA	Carson, Calif.	UDFA-'24
26	Singleton, Devin	RB	5-7	203	9/3/1997	6	Florida Atlantic	Deerfield Beach, Fla.	FA-'24
27	Pinnock, Jason	S	6-0	200	6/30/1999	4	Pittsburgh	Windsor, Conn.	W(NYJ)-'22
28	Flott, Cor'Dale	CB	6-2	175	8/24/2001	3	LSU	Saraland, Ala.	D3-'22
28	Soylors, Jacob	RB	5-10	199	3/8/2000	1	East Tennessee State	Jasper, Tenn.	FA-'24
29	Tracy, Tyrone	RB	5-11	210	11/23/1999	R	Purdue	Indianapolis, Ind.	D5-'24
30	Holmes, Darnay	CB	5-10	195	6/23/1998	5	UCLA	Pasadena, Calif.	D4-'20
31	Nubin, Tyler	S	6-1	199	6/14/2001	R	Minnesota	St. Charles, Ill.	D2-'24
34	Riley, Elijah	DB	6-0	205	6/12/1998	4	Army	Port Jefferson, N.Y.	FA-'24
35	Corbin, Jashaun	RB	5-11	200	8/20/2000	2	Florida State	Rockledge, Fla.	FA-'23
37	Hawkins III, Tre	CB	6-3	195	8/1/2000	2	Old Dominion	Temple, Texas	D6-'23
38	Hayes, Kaleb	DB	5-11	194	3/19/1999	1	BYU	San Bernadino, Calif.	FA-'23
39	Owens, Gervarrius	S	6-0	200	10/14/1999	2	Houston	Moore, Okla.	D7-'23
41	McFadden, Micah	ILB	6-2	232	1/3/2000	3	Indiana	Tampa, Fla.	D5-'22
43	Beavers, Darrian	ILB	6-4	255	7/5/1999	3	Cincinnati	Cincinnati, Ohio	D6-'22
44	McCloud, Nick	CB	6-0	193	7/9/1998	4	Notre Dame	Rock Hill, S.C.	W(BUF)-'22
45	Fox, Tomon	OLB	6-2	245	3/16/1998	3	North Carolina	Lawrenceville, Ga.	FA-'22
46	Oghufo, Ovie	OLB	6-4	250	3/27/2000	R	Louisiana State	Lathrup Village, Mich.	UDFA-'24
48	Whitley, Benton	OLB	6-3	260	2/12/1999	3	Holy Cross	Springfield, Mass.	FA-'23
49	Adams, Matthew	LB	6-0	230	12/12/1995	7	Houston	Missouri City, Texas	FA-'24
51	Ojulari, Azeez	OLB	6-3	240	6/16/2000	4	Georgia	Austell, Ga.	D2-'21
52	Coughlin, Carter	ILB	6-3	240	7/21/1997	5	Minnesota	Eden Prairie, Minn.	D7-'20
53	Muasau, Darius	ILB	6-1	230	2/10/2001	R	UCLA	Ewa Beach, Hawaii	D6-'24
54	Johnson, Dyontae	ILB	6-2	230	9/28/2000	1	Toledo	Detroit, Mich.	FA-'23
55	Basham, Boogie	OLB	6-3	274	12/16/1997	4	Wake Forest	Roanoke, Va.	T(BUF)-'23
58	Okereke, Bobby	ILB	6-2	235	7/29/1996	6	Stanford	Santa Ana, Calif.	FA-'23
59	Kreiter, Casey	LS	6-1	250	8/13/1990	9	Iowa	DeWitt, Iowa	FA-'20
60	McKethan, Marcus	OL	6-7	335	5/19/2000	3	North Carolina	Barnwell, S.C.	D5-'22
61	Schmitz Jr., John Michael	C	6-4	320	3/19/1999	2	Minnesota	Flossmoor, Ill.	D2-'23
62	Mayfield, Jalen	G	6-5	320	5/23/2000	3	Michigan	Grand Rapids, Mich.	FA-'23
63	Kubas, Jake	G	6-4	308	8/13/2000	R	North Dakota State	Dickinson, N.D.	UDFA-'24
64	Stinnie, Aaron	G	6-3	312	2/18/1994	7	James Madison	Charlottesville, Va.	FA-'24
65	Schlottmann, Austin	G	6-6	300	9/18/1995	6	TCU	Brenham, Texas	FA-'24
67	Morrissey, Jimmy	C	6-4	305	6/9/1998	3	Pittsburgh	Huntingdon Valley, Pa.	FA-'24
68	Nelson, Matt	T	6-7	315	12/19/1995	5	Iowa	Cedar Rapids, Iowa	FA-'24
70	Cajuste, Yodny	T	6-5	310	2/21/1996	5	West Virginia	Miami, Fla.	FA-'23
71	Johnson, Marcellus	T	6-4	307	4/1/2000	R	Missouri	Normal, Ill.	UDFA-'24
72	Eluemunor, Jermaine	T	6-4	330	12/13/1994	8	Texas A&M	London, England	FA-'24
75	Ezeudu, Joshua	OL	6-4	310	9/19/1999	3	North Carolina	Lawrenceville, Ga.	D3-'22
76	Runyan Jr., Jon	G	6-4	307	8/8/1997	5	Michigan	Philadelphia, Pa.	FA-'24
77	Miles, Joshua	T	6-5	325	1/4/1996	4	Morgan State	Baltimore, Md.	FA-'23
78	Thomas, Andrew	T	6-5	315	1/22/1999	5	Georgia	Lithonia, Ga.	D1-'20
80	Olaszewski, Gunner	WR	6-0	190	11/26/1996	6	Bemidji State	Alvin, Texas	FA-'23
81	Boykin, Miles	WR	6-4	220	10/12/1996	6	Notre Dame	New Lenox, Ill.	FA-'24
82	Bellinger, Daniel	TE	6-6	255	9/22/2000	3	San Diego State	Las Vegas, Nev.	D4-'22
83	Cager, Lawrence	TE	6-5	220	8/20/1997	4	Georgia	Baltimore, Md.	FA-'22
84	Jackson, Tyree	TE	6-7	249	11/7/1997	4	Buffalo	Norton Shores, Mich.	FA-'23
85	Manhertz, Chris	TE	6-6	260	4/10/1992	9	Canisius	Bronx, N.Y.	FA-'24
86	Slayton, Darius	WR	6-1	198	1/12/1997	6	Auburn	Norcross, Ga.	D5-'19
87	McKenzie, Isaiah	WR	5-8	173	4/9/1995	8	Georgia	Miami, Fla.	FA-'24
88	Houston, Dennis	WR	6-1	198	4/24/1999	1	Western Illinois	San Antonio, Texas	FA-'23
89	Stoll, Jack	TE	6-4	247	1/28/1998	4	Nebraska	Aurora, Colo.	FA-'24
90	Anderson, Ryder	DL	6-6	280	10/15/1998	2	Indiana	Katy, Texas	FA-'22
91	Rogers, Casey	DT	6-5	305	12/18/1998	R	Oregon	Syracuse, N.Y.	UDFA-'24
93	Nuñez-Roches, Rakeem	DL	6-2	305	7/3/1993	10	Southern Miss	Phenix City, Ala.	FA-'23
94	Chatman, Elijah	DT	6-0	278	12/5/2000	R	Southern Methodist	Shreveport, La.	FA-'24
95	Riley, Jordon	DT	6-5	315	5/19/1998	2	Oregon	New Bern, N.C.	D7-'23
96	Horne, Timmy	DL	6-4	323	10/25/1997	3	Kansas State	Wadesboro, N.C.	FA-'23
97	Lawrence II, Dexter	DL	6-4	340	11/12/1997	6	Clemson	Wake Forest, N.C.	D1-'19
98	Davidson, D.J.	DL	6-5	320	12/16/1999	3	Arizona State	Mesa, Ariz.	D5-'22
99	Phillips, Jordan	DT	6-6	341	9/21/1992	10	Oklahoma	Towanda, Kan.	FA-'24
99	McAtamney, Jude	K	6-2	205	5/9/2000	R	Rutgers	Derry, Ireland	UDFA-'24



# MATTHEW ADAMS

49

LB

HEIGHT: 6-0  
WEIGHT: 230  
COLLEGE: HOUSTON  
HOW ACQUIRED: FA-'24  
NFL EXP.: 7TH YEAR  
GIANTS EXP.: 1ST YEAR

**TRANSACTIONS**

- » Originally a 7th-round (221st pick overall) draft choice by the Indianapolis Colts in 2018...Signed as a free agent by the Chicago Bears on April 4, 2022...Signed as a free agent by the Cleveland Browns on March 21, 2023...Signed as a free agent by the Giants on April 12, 2024.

**CAREER HIGHLIGHTS**

- » Adams has played in 85 regular-season games with 13 starts with Indianapolis, Chicago and Cleveland and played in 4 postseason games for the Colts and Browns...Has compiled 64 tackles (44 solo) 57 tackles, one forced fumble and fumble recovery on defense and 34 tackles, one fumble recovery and one blocked punt on special teams...In the playoffs, has one tackle on defense and 2 on special teams.
- » In 2023, played in all 17 games with one start and played in one postseason game for the Browns...Played 435 snaps on special teams, 76 more than any of his teammates...Led Cleveland 10 special teams tackles (7 solo), and added one fumble recovery...Tallied 7 tackles (4 solo) on defense.
- » In 2022, played in 10 games with 3 starts in his only season in Chicago...Collected 22 tackles (14 solo) on defense and 4 stops (3 solo) on special teams...Started his third consecutive game and registered a season-high 7 tackles (3 solo) at Detroit (1/1).
- » In his final season in Indianapolis in 2021, played in all 17 games...Participated in a team-high 351 special teams snaps, plus one on defense...Contributed 10 special teams tackles (2 solo).
- » In 2020, played in 9 regular-season games one postseason game for the Colts...Each of his 149 snaps was on special teams, where he had 2 tackles (one solo).
- » In 2019, played in all 16 games with 4 starts...Tallied 9 tackles (7 solo) on defense and one solo stop on special teams.
- » As a rookie in 2018, played in all 16 regular-season games with a career-high 5 starts and played in 2 postseason games...Recorded career bests of 26 tackles and 17 solo stops, plus 7 special teams tackles (4 solo)...Had a career-high 6 tackles (4 solo) at Houston (12/9)...Posted a career-best 5 unassisted tackles vs. the Giants (12/23)...Assisted on one tackle in the playoffs.

**COLLEGE**

- » Played in 48 games with 23 starts in 4 seasons (2014-17) at Houston...Totals included 259 tackles (161 solo), 21 tackles for loss, 7.5 sacks, 5 forced fumbles, 2 fumble recoveries, and 3 passes defended...As a senior in 2017, played in 11 games with 9 starts and tallied a career-high 88 tackles (54 solo) and 1.5 sacks...Recorded a career-best 15 tackles vs. Texas Tech...Had 2.0 tackles in each of his first 3 seasons with the Cougars.

**PERSONAL**

- » Kinesiology sports administration major...Played football and basketball at Hightower High School in Missouri City, Texas...As a senior, finished with had 96 tackles, including 18 for loss, 6 forced fumbles and 4 interceptions and was selected the team's overall MVP and defensive MVP...Named to the District 23-5A first team as both a junior and a senior...Also named to the 2013 District 23-5A All-Academic Team.

**MATTHEW ADAMS' NFL REGULAR SEASON DEFENSIVE STATISTICS**

DATE	TEAM	GP	GS	TACKLES							INTERCEPTIONS					O. FUMB				ST				MISC			
				TK	S	A	TFL	YDS	SK	YDS	QBH	NO	YDS	LG	TD	PD	FF	FR	TD	YDS	TK	S	A	FF	FR	S	A
2018	Indianapolis	16	5	26	19	7	5	4	0.0	0.0	2	0	0	0	0	0	0	1	0	0	7	4	3	0	0	0	0
2019	Indianapolis	16	4	9	7	2	1	2	0.0	0.0	0	0	0	0	0	0	0	0	0	0	1	1	0	0	0	0	0
2020	Indianapolis	9	0	0	0	0	0	0	0.0	0.0	0	0	0	0	0	0	0	0	0	0	2	1	1	0	0	0	0
2021	Indianapolis	17	0	0	0	0	0	0	0.0	0.0	0	0	0	0	0	0	0	0	0	0	10	8	2	0	0	0	0
2022	Chicago	10	3	22	14	8	2	2	0.0	0.0	0	0	0	0	0	0	1	0	0	0	4	3	1	0	0	0	0
2023	Cleveland	17	1	7	4	3	0	0	0.0	0.0	0	0	0	0	0	0	0	0	0	0	10	7	3	1	0	0	0
NFL TOTALS		85	13	64	44	20	8	8	0.0	0.0	2	0	0	0	0	0	1	1	0	0	34	24	10	1	0	0	0

**MATTHEW ADAMS' NFL POSTSEASON DEFENSIVE STATISTICS**

DATE	TEAM	GP	GS	TACKLES							INTERCEPTIONS						O. FUMB				ST				MISC			
				TK	S	A	TFL	YDS	SK	YDS	QBH	NO	YDS	LG	TD	PD	FF	FR	TD	YDS	TK	S	A	FF	FR	S	A	
2018	Indianapolis	2	0	1	0	1	0	0	0.0	0.0	0	0	0	0	0	0	0	0	0	0	0	1	0	1	0	0	0	0
2020	Indianapolis	1	0	0	0	0	0	0	0.0	0.0	0	0	0	0	0	0	0	0	0	0	0	1	0	1	0	0	0	0
2023	Cleveland	1	0	0	0	0	0	0	0.0	0.0	0	0	0	0	0	0	0	0	0	0	0	1	1	0	0	0	0	0
<b>NFL TOTALS</b>		<b>4</b>	<b>0</b>	<b>1</b>	<b>0</b>	<b>1</b>	<b>0</b>	<b>0</b>	<b>0.0</b>	<b>0.0</b>	<b>0</b>	<b>0</b>	<b>0</b>	<b>0</b>	<b>0</b>	<b>0</b>	<b>0</b>	<b>0</b>	<b>0</b>	<b>0</b>	<b>0</b>	<b>3</b>	<b>1</b>	<b>2</b>	<b>0</b>	<b>0</b>	<b>0</b>	<b>0</b>


**SINGLE-GAME HIGHS: DEFENSIVE**

- Total Tackles**
  - 7 at Detroit Lions, Jan 01, 2023
  - 6 at Houston Texans, Dec 09, 2018
  - 5 vs. New York Giants, Dec 23, 2018
  - 3 vs. San Francisco 49ers, Sep 11, 2022
  - 3 vs. Jacksonville Jaguars, Nov 17, 2019
  - ...1 more at 3.
- Solo Tackles**
  - 5 vs. New York Giants, Dec 23, 2018
  - 4 at Houston Texans, Dec 09, 2018
  - 3 at Detroit Lions, Jan 01, 2023
  - 3 vs. Miami Dolphins, Nov 25, 2018
  - 2 vs. Minnesota Vikings, Jan 08, 2023
  - ...6 more at 2.
- Forced Fumbles**
  - 1 vs. Buffalo Bills, Dec 24, 2022
- Fumble Recoveries**
  - 1 at Oakland Raiders, Oct 28, 2018
- Tackles For Loss**
  - 3 vs. New York Giants, Dec 23, 2018
  - 1 at Detroit Lions, Jan 01, 2023
  - 1 vs. Green Bay Packers, Dec 04, 2022
  - 1 at Pittsburgh Steelers, Nov 03, 2019
  - ...2 more at 1.
- Special Teams Tackles**
  - 2 at New York Jets, Nov 27, 2022
  - 2 vs. Jacksonville Jaguars, Nov 14, 2021
  - 2 at San Francisco 49ers, Oct 24, 2021
  - ...3 more at 2.

**SINGLE-GAME HIGHS - POSTSEASON: DEFENSIVE**

- Total Tackles**
  - 1 at Kansas City Chiefs, Jan 12, 2019
- Special Teams Tackles**
  - 1 at Buffalo Bills, Jan 09, 2021
  - 1 at Houston Texans, Jan 05, 2019





# RYDER ANDERSON

HEIGHT: 6-6  
WEIGHT: 280  
COLLEGE: INDIANA  
HOW ACQUIRED: FA-'22  
NFL EXP.: 2ND YEAR  
GIANTS EXP.: 2ND YEAR

DL

90

## TRANSACTIONS

- » Originally signed as a rookie free agent by the Giants on May 14, 2022...Waived on Aug. 30, 2022...Signed to the Giants' practice squad on Aug. 31, 2022...Elevated to the Giants' active roster on Oct. 15 and 21 and Dec. 10, 2022...Signed to the Giants' active roster on Dec. 15, 2022...Waived by the Giants on Aug. 29, 2023, and signed to their practice squad on Aug. 30, 2023...Signed to a reserve/futures contract by the Giants on Jan. 9, 2024.

## CAREER HIGHLIGHTS

- » In 2023, spent the entire season on the Giants' practice squad.
- » As a rookie in 2022, played in 7 regular-season games with 2 starts and played in 2 postseason games...Played 5 snaps on defense in his NFL debut vs. Baltimore (10/16)...Tallied first career tackle at Jacksonville (10/23)...Made his first NFL start vs. Philadelphia (12/11) and made 2 solo tackles, including a 4-yard sack of Jalen Hurts in addition to a quarterback hit...Recorded a 3-yard sack of Taylor Heinicke and a quarterback hit at Washington (12/18)...Started and had one unassisted tackle at Philadelphia (1/8)...Had one solo tackle in his postseason debut in the NFC Wild Card Game at Minnesota (1/15) and one stop in the divisional round game at Philadelphia (1/21).

## COLLEGE

- » Played 4 seasons at Ole Miss before concluding his collegiate career at Indiana in 2021...In 50 career games, totaled 147 tackles (66 solo), 10.5 sacks, 2 forced fumbles and one fumble recovery...In 2021, named honorable mention All-Big Ten (coaches) and earned the Hoosiers' Chris Dal Sasso Award as the team's most outstanding lineman...Started all 12 games and led Indiana's defensive linemen with 48 tackles (28 solo), 3.5 sacks and 8.5 tackles for loss...Had season highs of 8 tackles (7 solo) and 2.0 sacks vs. Cincinnati...In 2020 at Ole Miss, recorded 43 tackles (18 solo) and 2.5 sacks...Posted 14 tackles and 2.5 tackles for loss in 5 games in 2019 before suffering a season-ending leg injury at Alabama on Sept. 28.

## OFF-THE-FIELD ACTIVITY

- » Joined Mark Murray, one of the Giants' 2021 Coach of the Week winners, to help run a football clinic for the Mt. Vernon Razorbacks youth program...Attended the Giants Foundation Golf Classic which raised more than \$400,000...Visited the American Cancer Society's Hope Lodge to spend time and share a meal with patients and their families...Met with members from the Wounded Warriors Project during their visit at the Quest Diagnostic Training Facility to watch practice and enjoy a day with the Giants...Participated in Jingle Jam, where he helped spread holiday joy to more than 500 New Jersey foster children, spending time with them and assisting with the gift distribution...Represented the PANDAS Network during the NFL's Week 13 My Cause My Cleats initiative.

## PERSONAL

- » Earned a degree in integrated marketing communications in 2020 from Ole Miss...Played defensive end, outside linebacker and tight end at Katy (Texas) High School...Team went 55-6 over his career, including a 10-3 record as a senior and a perfect 16-0 state championship season his junior year...Son of Jobie and Rod Anderson...Brother, Rodney, was a running back for the Cincinnati Bengals and at the University of Oklahoma...Uncle, Mark, was a defensive end who played at the University of Alabama (2002-05) and in the NFL for Chicago, Houston, New England and Buffalo (2006-12).

### RYDER ANDERSON'S NFL REGULAR SEASON DEFENSIVE STATISTICS

DATE	TEAM	GP	GS	TACKLES							INTERCEPTIONS					O. FUMB					ST				MISC								
				TK	S	A	TFL	YDS	SK	YDS	QBH	NO	YDS	LG	TD	PD	FF	FR	TD	YDS	TK	S	A	FF	FR	S	A						
2022	N.Y. Giants	7	2	8	4	4	2	7	2.0	7.0	2	0	0	0	0	0	0	0	0	0	0	0	0	0	0	0	0	0	0	0	0	0	0
2023	N.Y. Giants	0	0	0	0	0	0	0	0.0	0.0	0	0	0	0	0	0	0	0	0	0	0	0	0	0	0	0	0	0	0	0	0	0	
<b>NFL TOTALS</b>		<b>7</b>	<b>2</b>	<b>8</b>	<b>4</b>	<b>4</b>	<b>2</b>	<b>7</b>	<b>2.0</b>	<b>7.0</b>	<b>2</b>	<b>0</b>	<b>0</b>	<b>0</b>	<b>0</b>	<b>0</b>	<b>0</b>	<b>0</b>	<b>0</b>	<b>0</b>	<b>0</b>	<b>0</b>	<b>0</b>	<b>0</b>	<b>0</b>	<b>0</b>	<b>0</b>	<b>0</b>	<b>0</b>	<b>0</b>	<b>0</b>	<b>0</b>	

RYDER ANDERSON'S NFL POSTSEASON DEFENSIVE STATISTICS

DATE	TEAM	GP	GS	TACKLES							INTERCEPTIONS						O. FUMB				ST				MISC				
				TK	S	A	TFL	YDS	SK	YDS	QBH	NO	YDS	LG	TD	PD	FF	FR	TD	YDS	TK	S	A	FF	FR	S	A		
2022	N.Y. Giants	2	0	2	0	2	0	0	0.0	0.0	0	0	0	0	0	0	0	0	0	0	0	0	0	0	0	0	0	0	0
<b>NFL TOTALS</b>		<b>2</b>	<b>0</b>	<b>2</b>	<b>0</b>	<b>2</b>	<b>0</b>	<b>0</b>	<b>0.0</b>	<b>0.0</b>	<b>0</b>	<b>0</b>	<b>0</b>	<b>0</b>	<b>0</b>	<b>0</b>	<b>0</b>	<b>0</b>	<b>0</b>	<b>0</b>	<b>0</b>	<b>0</b>	<b>0</b>	<b>0</b>	<b>0</b>	<b>0</b>	<b>0</b>	<b>0</b>	

SINGLE-GAME HIGHS: DEFENSIVE

- Total Tackles** 2 at Minnesota Vikings, Dec 24, 2022
- 2 at Washington Commanders, Dec 18, 2022
- 2 vs. Philadelphia Eagles, Dec 11, 2022
- 1 at Philadelphia Eagles, Jan 08, 2023
- ...1 more at 1.
- Solo Tackles** 2 vs. Philadelphia Eagles, Dec 11, 2022
- 1 at Washington Commanders, Dec 18, 2022
- 1 at Jacksonville Jaguars, Oct 23, 2022
- Tackles For Loss** 1 at Washington Commanders, Dec 18, 2022
- 1 vs. Philadelphia Eagles, Dec 11, 2022



# DEONTE BANKS

CB

3

HEIGHT: 6-2  
WEIGHT: 200  
COLLEGE: MARYLAND  
HOW ACQUIRED: D1-'23  
NFL EXP.: 2ND YEAR  
GIANTS EXP.: 2ND YEAR

## TRANSACTIONS

- » Originally a first-round (24th pick overall) draft choice by the Giants in 2023.

## CAREER HIGHLIGHTS

- » As a rookie in 2023, started all 15 games in which he played...Missed the final 2 games of the season due to a shoulder injury...Finished with 64 tackles (53 solo), 2 tackles for loss, 2 interceptions and 11 passes defended, the latter figure tying Xavier McKinney for the team lead and were the most by a Giants rookie since Will Allen had 14 in 2001...Ranked 8th among all rookies with 64 total tackles.
- » Recorded one tackle and 2 passes in his NFL debut vs. Dallas (9/10)...The Giants' other starting cornerback against the Cowboys was 6th-round draft choice Tre Hawkins. It was the first time in the Super Bowl era the Giants started 2 rookie corners in the season opener...They had last started 2 rookies in their secondary in their opening game in 1980, when Mark Haynes (right cornerback) and Bud Hebert (free safety) started in a 41-35 victory vs. the Cardinals in St. Louis...The previous NFL team to start a pair of rookie corners in the season's first game was the 2008 Kansas City Chiefs (Brandon Carr and Brandon Flowers).
- » Center John Michael Schmitz, the Giants' 2nd-round draft choice, also started vs. Dallas...The Giants started 3 rookie draft choices in their season opener for the first time since 2018, when running back Saquon Barkley, left guard Will Hernandez, and defensive lineman B.J. Hill all played the first snap.
- » Produced 7 tackles and his first career interception on a pass thrown by Sam Howell – that he returned 6 yards - vs. Washington (10/22)...Recorded 3 tackles and matched his season high with 2 passes defended vs. the Jets (10/29). Week 8...Intercepted Patriots quarterback Mac Jones and totaled 4 tackles in the win over New England (11/26)...Set a career high with 12 tackles (9 solo) vs. Green Bay (12/11)...Had 6 solo tackles at Philadelphia (12/25).

## COLLEGE

- » Played in 30 games with 21 starts in 4 seasons at Maryland...Career totals included 83 tackles (61 solo), a half-sack, 2 interceptions, 13 passes defended and one blocked kick.
- » As a senior in 2022, played in a career-high 12 games with 8 starts...Opted out of the Duke's Mayo Bowl and decided to forego his final year of eligibility to enter the NFL Draft...Selected honorable mention All-Big Ten...Tallied a career-best 38 tackles (25 solo) and 9 passes defended, plus one interception and a half-sack...In 2021, started the season's first 2 games, vs. West Virginia (9/4) and Howard (9/11) before suffering season-ending torn labrum injury in the Howard game...Totaled 6 tackles (4 solo), including 5 stops (4 solo) vs. West Virginia.
- » In the pandemic-shortened 2020 season, played in 5 games with 3 starts...Posted 11 tackles (10 solo) and one pass defended...As a freshman in 2019, played in 11 games with starts in the final 8 games...Tallied 28 tackles (22 solo), one interception and two pass breakups...Recorded first career interception, picking off Brian Lewerke at Michigan State...Had 3 tackles in his first career start at Rutgers...Made his collegiate debut vs. Howard.

## OFF-THE-FIELD ACTIVITY

- » Joined Project Kind, an organization to support those experiencing homelessness, to host an event with 125 people from the organization for a day of haircuts, spa treatments and lunch at MetLife stadium...The entire 2023 rookie class visited Harlem, where players were split into groups to visit 4 different schools and hosted a flag football clinic for 50 of the boys in the Harlem Giants program...To celebrate Halloween, dressed in costume to visit patients and distribute giftbags at Hackensack University Medical Center's Joseph M. Sanzari Children's Hospital...Continued the annual rookie Thanksgiving tradition at the Community Kitchen located at the Food Bank for New York City in Harlem to hand out turkeys and meals for people in need...Partnered with the American Heart Association and Oakley to meet and play with students for 60 minutes and encourage them to be active and create healthy habits at Benjamin Franklin Middle School in Ridgewood, N.J. and provided a \$1,500 equipment grant...Met with members of the Wounded Warriors Project during their visit to the Quest Diagnostics Training Center to watch practice and enjoy a day with the Giants...Represented the New York City Police Foundation's Harlem Giants during the Week 13 My Cause My Cleats NFL initiative.

## PERSONAL

- » Family science major...Prefers to be called "Tae"...Played cornerback and slotback at Edgewater (Md.) High School...Played in the same backfield as his cousin, Antwain Banks...As a sophomore, he had 41 tackles and 5 interceptions, plus 24 receptions for 534 yards...In his junior season, he recorded 41 tackles, 16 passes defended and 3 interceptions (2 returned for touchdowns) and accounted for 1,052 total yards (674 rushing, 378 receiving) and 8 touchdowns (5 rushing, 3 receiving) on offense...As a senior, Banks earned all-state and all-county honors with 113 carries for



1,700 rushing yards (15.0-yard average) and 24 touchdowns...Defensively, he had 23 tackles, 9 passes defensed and three interceptions (one returned for a touchdown) as he led Edgewood to a 9-win season and an appearance in the 2018 playoffs...Also lettered in track and set several school records...Posted personal bests in the 100 meters (10.96), 200 meters (22.44), high jump (5 feet, 6 inches) and long jump (22 feet, 8 inches)...Received his first scholarship offer from Division II Seton Hill after his junior season followed by a few FCS offers (Delaware State, Elon, Monmouth) and FBS offers (Buffalo, Kent State)...When Maryland offered him the summer before his senior season, Banks committed 2 weeks later...Son of Jamal Banks and Laura Bethea.

### DEONTE BANKS' NFL REGULAR SEASON DEFENSIVE STATISTICS

DATE	TEAM	GP	GS	TACKLES							INTERCEPTIONS					O. FUMB				ST				MISC									
				TK	S	A	TFL	YDS	SK	YDS	QBH	NO	YDS	LG	TD	PD	FF	FR	TD	YDS	TK	S	A	FF	FR	S	A						
2023	N.Y. Giants	15	15	64	53	11	2	2	0.0	0.0	0	2	6	6	0	11	0	0	0	0	0	0	0	0	0	0	0	0	0	0	0	0	0
<b>NFL TOTALS</b>		<b>15</b>	<b>15</b>	<b>64</b>	<b>53</b>	<b>11</b>	<b>2</b>	<b>2</b>	<b>0.0</b>	<b>0.0</b>	<b>0</b>	<b>2</b>	<b>6</b>	<b>6</b>	<b>0</b>	<b>11</b>	<b>0</b>	<b>0</b>	<b>0</b>	<b>0</b>	<b>0</b>	<b>0</b>	<b>0</b>	<b>0</b>	<b>0</b>	<b>0</b>	<b>0</b>	<b>0</b>	<b>0</b>	<b>0</b>	<b>0</b>	<b>0</b>	

### SINGLE-GAME HIGHS: DEFENSIVE

<b>Total Tackles</b>	12 vs. Green Bay Packers, Dec 11, 2023 7 at Las Vegas Raiders, Nov 05, 2023 7 vs. Washington Commanders, Oct 22, 2023 6 at Philadelphia Eagles, Dec 25, 2023 5 vs. Seattle Seahawks, Oct 02, 2023	<b>Tackles For Loss</b>	1 vs. Green Bay Packers, Dec 11, 2023 1 at Arizona Cardinals, Sep 17, 2023
<b>Solo Tackles</b>	9 vs. Green Bay Packers, Dec 11, 2023 6 at Philadelphia Eagles, Dec 25, 2023 5 vs. Washington Commanders, Oct 22, 2023 4 at Las Vegas Raiders, Nov 05, 2023 4 vs. Seattle Seahawks, Oct 02, 2023 ...1 more at 4.	<b>Interceptions</b>	1 vs. New England Patriots, Nov 26, 2023 1 vs. Washington Commanders, Oct 22, 2023
<b>Passes Defensed</b>	2 vs. New York Jets, Oct 29, 2023 2 vs. Dallas Cowboys, Sep 10, 2023 1 vs. Green Bay Packers, Dec 11, 2023 1 vs. New England Patriots, Nov 26, 2023 ...5 more at 1.	<b>Interception Return Yards</b>	6 vs. Washington Commanders, Oct 22, 2023



# BOOGIE BASHAM

HEIGHT: 6-3  
WEIGHT: 274  
COLLEGE: WAKE FOREST  
HOW ACQUIRED: T(BUF)-'23  
NFL EXP.: 4TH YEAR  
GIANTS EXP.: 2ND YEAR

OLB

55

### TRANSACTIONS

- » Originally a 2nd-round (61st pick overall) draft choice by the Buffalo Bills in 2021...Traded to the Giants with a 2025 7th-round draft choice in exchange for a 2025 6th-round selection on Aug. 29, 2023.

### CAREER HIGHLIGHTS

- » Basham has played in 26 regular-season games and 4 postseason games for the Bills and Giants...Totals include 48 tackles (25 solo), 4.5 sacks, 8 quarterback hits, 5 tackles for loss, one interception, 2 passes defended, and one fumble recovery...In the postseason, has 11 tackles (7 solo), including 2.0 sacks.
- » In his first season with the Giants in 2023, Basham played in 13 games and made 11 tackles (5 solo)...Had one unassisted tackle in his Giants debut vs. Dallas (9/10)...Tallied a season-high 3 tackles (one solo) at Dallas (11/12).
- » In 2022, Basham played in 15 regular season and 2 postseason games...Recorded 19 tackles (9 solo), 2.0 sacks, 5 quarterback hits, one interception, one tackle for loss, and one fumble recovery...Added 5 stops (2 solo) and 1.0 sack in the playoffs...Sacked Matthew Stafford and intercepted a pass he returned 21 yards at the Rams (9/8)...Posted a season-high 4 tackles vs. the Jets (12/11)...Collected a career postseason-high 5 tackles (2 solo), including a 7-yard sack of Skylar Thompson, vs. Miami (1/15).
- » As a rookie in 2021, played in 8 regular season and 2 postseason games...Sacked David Mills for a 10-yard loss in his NFL debut vs. Houston (10/3)...Had 3 tackles (2 solo), and half-sack of Patrick Mahomes at Kansas City (10/10)...Registered a season-high 4 tackles (3 solo) vs. Carolina (12/19)...Contributed 3 tackles (2 solo), including a 4-yard sack of Mac Jones, in his postseason debut vs. New England (1/15).

### COLLEGE

- » In 4 seasons at Wake Forest (2017-20), Basham played in 45 games and totaled 173 tackles (97 solo), 20.5 sacks (4th-most in school history), 8 passes defended, 4 forced fumbles and 3 fumble recoveries...As a sophomore in 2018, recorded a career-high 64 tackles (36 solo), including 4.5 sacks...In 2019, had a career-high 11.0 sacks, the 2nd-highest total in school history...Named first-team All-ACC...In 2020, tallied 28 tackles (20 solo), including 5.5 sacks.

### PERSONAL

- » Earned a degree in communications...Played football and basketball at Northside High School in Roanoke, Va...As a senior in 2015, was a team captain, the Virginia 3-A State Player of the Year, and a first-team 3-A all-state selection...First Team All-Timesland by the Roanoke Times...First Team All-31 Conference and Defensive Player of the Year...First Team Blue Ridge District Defensive Player of the Year...Had 76 solo tackles, 21 tackles for loss and 7 sacks as a senior...Added 9 receptions, including 2 touchdowns, at tight end...Was a starter on the Vikings' 2013 3-A state championship team...Four-year letterman...Started at center for the basketball team and averaged 20 points and 10 rebounds...Son of Carlos, Sr. and Crystal Basham, a nurse.

### BOOGIE BASHAM'S NFL REGULAR SEASON DEFENSIVE STATISTICS

DATE	TEAM	GP	GS	TACKLES							INTERCEPTIONS					O. FUMB				ST				MISC				
				TK	S	A	TFL	YDS	SK	YDS	QBH	NO	YDS	LG	TD	PD	FF	FR	TD	YDS	TK	S	A	FF	FR	S	A	
2021	Buffalo	8	0	18	11	7	4	27	2.5	24.0	3	0	0	0	0	0	0	0	0	0	0	0	0	0	0	0	0	
2022	Buffalo	15	0	19	9	10	1	3	2.0	3.0	5	1	21	21	0	2	0	1	0	1	0	0	0	0	0	0	0	
2023	N.Y. Giants	13	0	11	5	6	0	0	0.0	0.0	0	0	0	0	0	0	0	0	0	0	0	0	0	0	0	0	0	
<b>NFL TOTALS</b>		<b>36</b>	<b>0</b>	<b>48</b>	<b>25</b>	<b>23</b>	<b>5</b>	<b>30</b>	<b>4.5</b>	<b>27.0</b>	<b>8</b>	<b>1</b>	<b>21</b>	<b>21</b>	<b>0</b>	<b>2</b>	<b>0</b>	<b>1</b>	<b>0</b>	<b>1</b>	<b>0</b>	<b>0</b>	<b>0</b>	<b>0</b>	<b>0</b>	<b>0</b>	<b>0</b>	<b>0</b>

**BOOGIE BASHAM'S NFL POSTSEASON DEFENSIVE STATISTICS**

DATE	TEAM	GP	GS	TACKLES								INTERCEPTIONS					O. FUMB				ST				MISC				
				TK	S	A	TFL	YDS	SK	YDS	QBH	NO	YDS	LG	TD	PD	FF	FR	TD	YDS	TK	S	A	FF	FR	S	A		
2021	Buffalo	2	0	6	5	1	1	4	1.0	4.0	1	0	0	0	0	0	0	0	0	0	0	0	0	0	0	0	0	0	0
2022	Buffalo	2	0	5	2	3	1	7	1.0	7.0	2	0	0	0	0	1	0	0	0	0	0	0	0	0	0	0	0	0	0
<b>NFL TOTALS</b>		<b>4</b>	<b>0</b>	<b>11</b>	<b>7</b>	<b>4</b>	<b>2</b>	<b>11</b>	<b>2.0</b>	<b>11.0</b>	<b>3</b>	<b>0</b>	<b>0</b>	<b>0</b>	<b>0</b>	<b>1</b>	<b>0</b>	<b>0</b>	<b>0</b>	<b>0</b>	<b>0</b>	<b>0</b>	<b>0</b>	<b>0</b>	<b>0</b>	<b>0</b>	<b>0</b>	<b>0</b>	<b>0</b>

**SINGLE-GAME HIGHS: DEFENSIVE**

<b>Total Tackles</b>	4 vs. New York Jets, Dec 11, 2022 4 vs. Carolina Panthers, Dec 19, 2021 3 at Dallas Cowboys, Nov 12, 2023 3 vs. Green Bay Packers, Oct 30, 2022 ...2 more at 3.	<b>Fumble Recoveries</b>	1 vs. Tennessee Titans, Sep 19, 2022
<b>Solo Tackles</b>	3 vs. Carolina Panthers, Dec 19, 2021 2 vs. Minnesota Vikings, Nov 13, 2022 2 vs. Green Bay Packers, Oct 30, 2022 2 at Los Angeles Rams, Sep 08, 2022 ...2 more at 2.	<b>Tackles For Loss</b>	1 vs. New York Jets, Jan 09, 2022 1 vs. New England Patriots, Dec 06, 2021 1 at New York Jets, Nov 14, 2021 ...1 more at 1.
<b>Sacks</b>	1.0 at Los Angeles Rams, Sep 08, 2022 1.0 vs. New York Jets, Jan 09, 2022 1.0 vs. Houston Texans, Oct 03, 2021 0.5 at Kansas City Chiefs, Oct 10, 2021	<b>Interceptions</b>	1 at Los Angeles Rams, Sep 08, 2022
<b>Passes Defensed</b>	1 at Miami Dolphins, Sep 25, 2022 1 at Los Angeles Rams, Sep 08, 2022		

**SINGLE-GAME HIGHS - POSTSEASON: DEFENSIVE**

<b>Total Tackles</b>	5 vs. Miami Dolphins, Jan 15, 2023 3 at Kansas City Chiefs, Jan 23, 2022 3 vs. New England Patriots, Jan 15, 2022	<b>Sacks</b>	1.0 vs. Miami Dolphins, Jan 15, 2023 1.0 vs. New England Patriots, Jan 15, 2022
<b>Solo Tackles</b>	3 at Kansas City Chiefs, Jan 23, 2022 2 vs. Miami Dolphins, Jan 15, 2023 2 vs. New England Patriots, Jan 15, 2022	<b>Tackles For Loss</b>	1 vs. Miami Dolphins, Jan 15, 2023 1 vs. New England Patriots, Jan 15, 2022





# DARRIAN BEAVERS

**ILB**

**43**

HEIGHT: 6-4  
WEIGHT: 255  
COLLEGE: CINCINNATI  
HOW ACQUIRED: D6-'22  
NFL EXP.: 3RD YEAR  
GIANTS EXP.: 3RD YEAR

### TRANSACTIONS

- » Originally a 6th-round (182nd pick overall) draft choice by the Giants in 2022.

### CAREER HIGHLIGHTS

- » In 2023, played on special teams in his first 2 games and recorded no statistics...Played 20 special teams snaps in his NFL debut vs. the Rams (12/31) and 17 vs. Philadelphia (1/7).
- » As a rookie in 2022, suffered a torn left ACL in a preseason game vs. Cincinnati on Aug. 21 and spent the entire season on injured reserve.

### COLLEGE

- » Beavers spent 2 years at the University of Connecticut before playing for his hometown Cincinnati Bearcats his final 3 seasons...Played in 62 games with 41 starts and started each of the 38 games in which he played for Cincinnati...Career totals included 233 tackles (130 solo), 28 stops for loss, 14.0 sacks, 3 interceptions, 6 passes defended, 3 forced fumbles and 2 fumble recoveries...With Cincinnati, he had 195 tackles (106 solo), 20.5 tackles for loss and 7.0 sacks.
- » In 2021, Beavers started all 14 games for a Bearcats team that participated in the College Football Playoffs...Selected first-team All-AAC after finishing with career highs of 101 tackles (47 solo), 11.5 tackles for loss and 4.5 sacks...Added 2 forced fumbles, 2 fumble recoveries and one interception...In 2020, started all 10 games for the AAC champions...Named 2nd-Team All-AAC...Finished the season as Cincinnati's 2nd-leading tackler with 58 stops (28 solo)...Also had 7.5 tackles for loss, 2.5 sacks, 2 interceptions, 4 passes defended and one forced fumble...In his first season with Cincinnati in 2019, played in all 14 games with 10 starts...Totaled 36 tackles (21 solo), including 1.5 stops for a loss...Had a season-best 6 tackles at USF...Tallied 4 tackles at Marshall and vs. Temple...Named to the 2019 AAC All-Academic Team...In 2 seasons at UConn, played in 24 games with 7 starts.

### OFF-THE-FIELD ACTIVITY

- » Attended The Giants Foundation Golf Classic which raised over \$400,000 for The Giants Foundation... Served as a coach during the Giants Women's Club Big Blue Challenge flag football fundraiser with 50 club members to support the American Cancer Society's Breast Cancer research...Met with members from the Wounded Warriors Project during their visit at the Quest Diagnostic Training Facility to watch practice and enjoy a day with the Giants.

### PERSONAL

- » Graduated with a degree in criminal justice...Played safety and wide receiver and was a 3-year starter at Colerain High School in Cincinnati...Three-year recipient of the Varsity Starter Award...Recognized for being a 4.0 GPA student senior year...As a senior, Beavers led Colerain to an 11-1 record and the team's 3rd consecutive conference championship before falling in overtime of the 2nd round of the 2016 state playoffs...First Team All-Conference on defense as a junior and senior...Also lettered in basketball and track.

### DARRIAN BEAVERS' NFL REGULAR SEASON DEFENSIVE STATISTICS

DATE	TEAM	GP	GS	TACKLES							INTERCEPTIONS					O. FUMB					ST				MISC									
				TK	S	A	TFL	YDS	SK	YDS	QBH	NO	YDS	LG	TD	PD	FF	FR	TD	YDS	TK	S	A	FF	FR	S	A							
2022	N.Y. Giants	0	0	0	0	0	0	0	0	0.0	0.0	0	0	0	0	0	0	0	0	0	0	0	0	0	0	0	0	0	0	0	0	0	0	0
2023	N.Y. Giants	2	0	0	0	0	0	0	0	0.0	0.0	0	0	0	0	0	0	0	0	0	0	0	0	0	0	0	0	0	0	0	0	0	0	0
<b>NFL TOTALS</b>		<b>2</b>	<b>0</b>	<b>0</b>	<b>0</b>	<b>0</b>	<b>0</b>	<b>0</b>	<b>0</b>	<b>0.0</b>	<b>0.0</b>	<b>0</b>	<b>0</b>	<b>0</b>	<b>0</b>	<b>0</b>	<b>0</b>	<b>0</b>	<b>0</b>	<b>0</b>	<b>0</b>	<b>0</b>	<b>0</b>	<b>0</b>	<b>0</b>	<b>0</b>	<b>0</b>	<b>0</b>	<b>0</b>	<b>0</b>	<b>0</b>	<b>0</b>	<b>0</b>	<b>0</b>



# DANIEL BELLINGER

TE

HEIGHT: 6-6  
 WEIGHT: 255  
 COLLEGE: SAN DIEGO STATE  
 HOW ACQUIRED: D4-'22  
 NFL EXP.: 3RD YEAR  
 GIANTS EXP.: 3RD YEAR

82

## TRANSACTIONS

- » Originally a 4th-round (112th pick overall) draft choice by the Giants in 2022.

## CAREER HIGHLIGHTS

- » Has played in 29 regular-season games with 24 starts and started both postseason games in which he played...Career totals include 55 receptions for 523 yards and 2 touchdowns with a long catch of 26 yards, plus a 2-yard touchdown on his only rushing attempt...In the playoffs, he had 3 catches for 21 yards, including a 9-yard touchdown.
- » In 2023, played in all 17 games with 13 starts...Finished 5th on the team with 25 receptions for 255 yards...Caught a season-high 4 passes at Philadelphia (12/25) and vs. the Rams (12/31)...Twice totaled a season-high 43 yards, at Las Vegas (11/5), and at Philadelphia...Had a career-long 26-yard reception at Washington (11/19).
- » As a rookie in 2022, played in 12 regular season games with 11 starts and started both Giants' postseason games...Missed 4 games with an eye injury suffered at Jacksonville (10/23)...Finished 5th on the team with 30 receptions, for 268 yards (8.9-yard avg.) and 2 touchdowns...Scored on 2-yard touchdown on his only rushing attempt...In the playoffs, he had 3 receptions for 21 yards and one touchdown.
- » Started in his NFL debut at Tennessee (9/11)...Caught his first career pass, a 16-yard touchdown from Daniel Jones, vs. Carolina (9/18)...Became the first Giants rookie tight end to score a touchdown since Kaden Smith scored twice at Washington on Dec. 22, 2019...Caught 2 passes for 22 yards and ran for a 2-yard touchdown on a double reverse - his first career rushing attempt - at Green Bay (in London, 10/9)...Became the first rookie tight end in Giants history to rush for a touchdown...Led the Giants with a season-high 5 receptions for 38 yards, including an 8-yard touchdown, vs. Baltimore (10/16)...Inactive at Seattle (10/30), vs. Houston (11/13), vs. Detroit (11/20) and at Dallas (11/24) due to his eye injury.
- » Started in his return and tied his season high with 5 catches for 24 yards vs. Washington (12/4)...Inactive with numerous other starters at Philadelphia (1/8)...Caught 2 passes for 17 yards, including a 9-yard touchdown, in the NFC Wild Card Game at Minnesota (1/15)...Had a 4-yard reception for 4 yards in the divisional round at Philadelphia (1/21).

## COLLEGE

- » Bellinger played in 43 games with 32 starts at San Diego State...Career totals included 68 receptions for 771 yards (11.3-yard avg.) and 5 touchdowns, with a long catch of 73 yards...Had a career-high 5 receptions in a game 4 times...Three-time Mountain West Conference Fall All-Academic team and Mountain West scholar athlete...As a senior in 2021, started all 13 games...Selected as a team captain...Compiled career-high totals of 31 catches and 357 yards, including the 73-yarder, while scoring twice...In 2020, started all 8 games in a season shortened by the pandemic...Named honorable mention all-Mountain West selection by the league's coaches and media...Caught 21 passes for 203 yards (9.7-yard avg.) with a long of 21 yards...As a sophomore in 2019, played in all 13 games with 11 starts and caught 15 passes for 201 yards and 3 touchdowns...Made his first career start vs. UCLA (9/7), but did not catch a pass...Scored his first career touchdown on a 2-yard reception at New Mexico State (9/14)...As a true freshman in 2018, played in 9 games...Had one catch, a 10-yarder vs. Ohio in the DXL Frisco Bowl (12/19).

## PERSONAL

- » Business administration major with a focus in finance...Earned 3 letters as a tight end and linebacker at Palo Verde High School in Las Vegas, Nev...Named all-conference on both offense and defense...In 9 games as a senior, totaled 21 catches for 371 yards (17.7-yard avg.) and 3 touchdowns...Earned first-team all-state honors on defense, where he had 131 tackles, 10 tackles for loss, 3.0 sacks, 2 forced fumbles and one fumble recovery...Had 84 more tackles than any teammate...Received numerous awards, including all-state first-team accolades at linebacker, a first-team all-league selection on both offense and defense, and an all-city honor...Named the school's athlete of the year...Also starred in basketball (2nd-team all-conference) and track and field at Palo Verde, earning 2nd-team all-league honors in basketball and making the regional finals in track and field in the 400 meters and 4x400-meter relay...His 4x100 team placed 3rd at the Nevada state championships...Son of Frank and Renee Bellinger...Has a younger (by 4 minutes) twin sister (Betsy).

## DANIEL BELLINGER'S NFL REGULAR SEASON RUSHING/RECEIVING STATISTICS

DATE	TEAM	GP	GS	RECEIVING					RUSHING				
				NO.	YDS.	AVG.	LG	TD	NO.	YDS.	AVG.	LG	TD
2022	N.Y. Giants	12	11	30	268	8.9	24	2	1	2	2.0	2f	1
2023	N.Y. Giants	17	13	25	255	10.2	26	0	0	0	0.0	0	0
<b>NFL TOTALS</b>		<b>29</b>	<b>24</b>	<b>55</b>	<b>523</b>	<b>9.5</b>	<b>26</b>	<b>2</b>	<b>1</b>	<b>2</b>	<b>2.0</b>	<b>2T</b>	<b>1</b>

## DANIEL BELLINGER'S NFL POSTSEASON RUSHING/RECEIVING STATISTICS

DATE	TEAM	GP	GS	RECEIVING					RUSHING				
				NO.	YDS.	AVG.	LG	TD	NO.	YDS.	AVG.	LG	TD
2022	N.Y. Giants	2	2	3	21	7.0	9f	1	0	0	0.0	0	0
<b>NFL TOTALS</b>		<b>2</b>	<b>2</b>	<b>3</b>	<b>21</b>	<b>7.0</b>	<b>9T</b>	<b>1</b>	<b>0</b>	<b>0</b>	<b>0.0</b>	<b>0</b>	<b>0</b>

## SINGLE-GAME HIGHS: RUSHING/RECEIVING

<b>Rush Attempts</b>	1 at Green Bay Packers, Oct 09, 2022	<b>Longest Receptions</b>	26 at Washington Commanders, Nov 19, 2023
<b>Rushing Yards</b>	2 at Green Bay Packers, Oct 09, 2022		26 at Dallas Cowboys, Nov 12, 2023
<b>Longest Runs</b>	2f at Green Bay Packers, Oct 09, 2022		24 vs. Indianapolis Colts, Jan 01, 2023
<b>Rushing TDs</b>	1 at Green Bay Packers, Oct 09, 2022		23 at Las Vegas Raiders, Nov 05, 2023
<b>Receptions</b>	5 vs. Washington Commanders, Dec 04, 2022		20 at Philadelphia Eagles, Dec 25, 2023
	5 vs. Baltimore Ravens, Oct 16, 2022		...1 more at 20.
	4 vs. Los Angeles Rams, Dec 31, 2023	<b>Receiving TDs</b>	1 vs. Baltimore Ravens, Oct 16, 2022
	4 at Philadelphia Eagles, Dec 25, 2023		1 vs. Carolina Panthers, Sep 18, 2022
	...1 more at 4.	<b>All-Purpose Yards</b>	43 at Philadelphia Eagles, Dec 25, 2023
<b>Receiving Yards</b>	43 at Philadelphia Eagles, Dec 25, 2023		43 at Las Vegas Raiders, Nov 05, 2023
	43 at Las Vegas Raiders, Nov 05, 2023		42 vs. Indianapolis Colts, Jan 01, 2023
	42 vs. Indianapolis Colts, Jan 01, 2023		40 vs. Dallas Cowboys, Sep 26, 2022
	40 vs. Dallas Cowboys, Sep 26, 2022	<b>Special Teams Tackles</b>	39 vs. Los Angeles Rams, Dec 31, 2023
	39 vs. Los Angeles Rams, Dec 31, 2023		1 at New Orleans Saints, Dec 17, 2023
<b>Receiving Average</b>	14.3 at Las Vegas Raiders, Nov 05, 2023		1 at Dallas Cowboys, Nov 12, 2023
	14.0 vs. Indianapolis Colts, Jan 01, 2023	<b>Most TDs</b>	1 at Arizona Cardinals, Sep 17, 2023
	12.7 at Washington Commanders, Nov 19, 2023		1 vs. Baltimore Ravens, Oct 16, 2022
	10.8 at Philadelphia Eagles, Dec 25, 2023		1 at Green Bay Packers, Oct 09, 2022
	10.0 vs. Dallas Cowboys, Sep 26, 2022	<b>Miscellaneous Tackles</b>	1 vs. Carolina Panthers, Sep 18, 2022
			1 vs. Green Bay Packers, Dec 11, 2023
			1 at Las Vegas Raiders, Nov 05, 2023

## SINGLE-GAME HIGHS - POSTSEASON: RECEIVING

<b>Receptions</b>	2 at Minnesota Vikings, Jan 15, 2023	<b>Receiving TDs</b>	1 at Minnesota Vikings, Jan 15, 2023
	1 at Philadelphia Eagles, Jan 21, 2023	<b>All-Purpose Yards</b>	17 at Minnesota Vikings, Jan 15, 2023
<b>Receiving Yards</b>	17 at Minnesota Vikings, Jan 15, 2023		4 at Philadelphia Eagles, Jan 21, 2023
	4 at Philadelphia Eagles, Jan 21, 2023	<b>Most TDs</b>	1 at Minnesota Vikings, Jan 15, 2023
<b>Longest Receptions</b>	9f at Minnesota Vikings, Jan 15, 2023		
	8 at Minnesota Vikings, Jan 15, 2023		
	4 at Philadelphia Eagles, Jan 21, 2023		



## 2022 GAME-BY-GAME REGULAR-SEASON STATISTICS (N.Y. GIANTS)

DATE	OPPONENT	P/S	RECEIVING					RUSHING					W/L/T	SCORE	
			NO.	YDS.	AVG.	LG	TD	NO.	YDS.	AVG.	LG	TD			
09/11	at Tennessee	S	0	0	0.0	0	0	0	0	0.0	0	0	0	W	21-20
09/18	Carolina	P	1	16	16.0	16t	1	0	0	0.0	0	0	0	W	19-16
09/26	Dallas	S	4	40	10.0	20	0	0	0	0.0	0	0	0	L	16-23
10/02	Chicago	S	3	23	7.7	12	0	0	0	0.0	0	0	0	W	20-12
10/09	at Green Bay	S	2	22	11.0	11	0	1	2	2.0	2t	1	W	27-22	
10/16	Baltimore	S	5	38	7.6	10	1	0	0	0.0	0	0	0	W	24-20
10/23	at Jacksonville	S	1	13	13.0	13	0	0	0	0.0	0	0	0	W	23-17
10/30	at Seattle													L	13-27
11/13	Houston													W	24-16
11/20	Detroit													L	18-31
11/24	at Dallas													L	20-28
12/04	Washington	S	5	24	4.8	8	0	0	0	0.0	0	0	0	T	20-20
12/11	Philadelphia	S	3	19	6.3	11	0	0	0	0.0	0	0	0	L	22-48
12/18	at Washington	S	1	4	4.0	4	0	0	0	0.0	0	0	0	W	20-12
12/24	at Minnesota	S	2	27	13.5	15	0	0	0	0.0	0	0	0	L	24-27
01/01	Indianapolis	S	3	42	14.0	24	0	0	0	0.0	0	0	0	W	38-10
01/08	at Philadelphia													L	16-22
<b>2022 TOTALS</b>			<b>12-11</b>	<b>30</b>	<b>268</b>	<b>8.9</b>	<b>24</b>	<b>2</b>	<b>1</b>	<b>2</b>	<b>2.0</b>	<b>2T</b>	<b>1</b>	<b>9-7-1</b>	

## 2023 GAME-BY-GAME REGULAR-SEASON STATISTICS (N.Y. GIANTS)

DATE	OPPONENT	P/S	RECEIVING					RUSHING					W/L	SCORE		
			NO.	YDS.	AVG.	LG	TD	NO.	YDS.	AVG.	LG	TD				
09/10	Dallas	S	1	1	1.0	1	0	0	0	0.0	0	0	0	L	0-40	
09/17	at Arizona	P	0	0	0.0	0	0	0	0	0.0	0	0	0	W	31-28	
09/21	at San Francisco	P	1	8	8.0	8	0	0	0	0.0	0	0	0	L	12-30	
10/02	Seattle	S	1	6	6.0	6	0	0	0	0.0	0	0	0	L	3-24	
10/08	at Miami	S	1	7	7.0	7	0	0	0	0.0	0	0	0	L	16-31	
10/15	at Buffalo	S	0	0	0.0	0	0	0	0	0.0	0	0	0	L	9-14	
10/22	Washington	S	0	0	0.0	0	0	0	0	0.0	0	0	0	W	14-7	
10/29	N.Y. Jets	S	0	0	0.0	0	0	0	0	0.0	0	0	0	L	10-13+	
11/05	at Las Vegas	S	3	43	14.3	23	0	0	0	0.0	0	0	0	L	6-30	
11/12	at Dallas	S	2	34	17.0	26	0	0	0	0.0	0	0	0	L	17-49	
11/19	at Washington	S	3	38	12.7	26	0	0	0	0.0	0	0	0	W	31-19	
11/26	New England	S	1	8	8.0	8	0	0	0	0.0	0	0	0	W	10-7	
12/11	Green Bay	S	2	15	7.5	9	0	0	0	0.0	0	0	0	W	24-22	
12/17	at New Orleans	S	2	13	6.5	8	0	0	0	0.0	0	0	0	L	6-24	
12/25	at Philadelphia	P	4	43	10.8	20	0	0	0	0.0	0	0	0	L	25-33	
12/31	L.A. Rams	P	4	39	9.8	18	0	0	0	0.0	0	0	0	L	25-26	
01/07	Philadelphia	S	0	0	0.0	0	0	0	0	0.0	0	0	0	W	27-10	
<b>2023 TOTALS</b>			<b>17-13</b>	<b>25</b>	<b>255</b>	<b>10.2</b>	<b>26</b>	<b>0</b>	<b>0</b>	<b>0</b>	<b>0.0</b>	<b>0</b>	<b>0</b>	<b>0</b>	<b>6-11</b>	

+ - Overtime

## 2022 GAME-BY-GAME POSTSEASON STATISTICS (N.Y. GIANTS)

DATE	OPPONENT	P/S	RECEIVING					RUSHING					W/L	SCORE		
			NO.	YDS.	AVG.	LG	TD	NO.	YDS.	AVG.	LG	TD				
01/15	at Minnesota	S	2	17	8.5	9t	1	0	0	0.0	0	0	0	W	31-24	
01/21	at Philadelphia	S	1	4	4.0	4	0	0	0	0.0	0	0	0	L	7-38	
<b>2022 TOTALS</b>			<b>2-2</b>	<b>3</b>	<b>21</b>	<b>7.0</b>	<b>9T</b>	<b>1</b>	<b>0</b>	<b>0</b>	<b>0.0</b>	<b>0</b>	<b>0</b>	<b>0</b>	<b>1-1</b>	



**DANE  
BELTON**

HEIGHT: 6-1  
WEIGHT: 190  
COLLEGE: IOWA  
HOW ACQUIRED: D4-'22  
NFL EXP.: 3RD YEAR  
GIANTS EXP.: 3RD YEAR

S

24

### TRANSACTIONS

- » Originally a 4th-round (114th pick overall) draft choice by the Giants in 2022.

### CAREER HIGHLIGHTS

- » In 2 seasons with the Giants, Belton has played in 32 regular-season games with 7 starts and played in 2 postseason games...Totals include 58 tackles (42 solo), 4 interceptions, 5 passes defended, 3 fumble recoveries, 1.0 sack, and 4 tackles for loss, plus 5 special teams tackles (4 solo)...In the playoffs, he has 2 solo tackles.
- » In 2023, Belton played in all 17 games with 2 starts...Tallied 29 tackles (19 solo), 2 interceptions, 2 passes defended, 3 tackles for loss, 1.0 sack, and one fumble recovery on defense, and 4 special teams tackles (3 solo)...Recorded 2 tackles, intercepted 2 passes, and recovered one fumble vs. the Rams (12/31)...He was the first Giants defender with 2 picks and one fumble recovery in the same game since Stevie Brown at Dallas on Oct. 28, 2012...Belton was the first Giant with 2 interceptions in a game since Xavier McKinney had 2 vs. Las Vegas on Nov. 7, 2021...Posted 5 tackles (3 solo) in his first start of the season at Miami (10/8) and at Washington (11/19)...Had a career-high 6 solo tackles, including his first career sack, a 14-yarder of Jalen Hurts, vs. Philadelphia (1/7).
- » As a rookie in 2022, played in 15 regular-season games with 5 starts and played in 2 postseason games... Missed the season opener at Tennessee (9/11) with a clavicle injury suffered in training camp...Inactive vs. Indianapolis (1/1)...Totaled 30 tackles (23 solo), one tackle for loss, one quarterback hit, 2 interceptions (tied for the team lead), 3 passes defended, one fumble recovery, as well as one tackle and one fumble recovery on special teams.
- » Belton was one of 4 NFL rookies and the only first-year safety with multiple interceptions and fumble recoveries, joining Detroit's Aidan Hutchinson (3 and 2), Jacksonville's Devin Lloyd (3 and 2) and Seattle's Tariq Woolen (6 and 3).
- » Started in his NFL debut vs. Carolina (9/18), totaling 4 solo tackles, plus one special teams stop...Recovered a fumble by running back Chuba Hubbard on the opening kickoff – his first ever NFL snap...Twice posted a season-high 6 tackles (5 solo) – vs. Baltimore (10/16) and at Philadelphia (1/8)...Intercepted a Davis Mills pass in the end zone in the 4th quarter and added 4 tackles (2 solo) vs. Houston (11/13)...Picked off a Hurts pass in the end zone at Philadelphia (1/8).
- » Recorded 2 tackles in the NFC Wild Card Game at Minnesota (1/15) and contributed on special teams in the divisional round at Philadelphia (1/21).

### COLLEGE

- » In 3 seasons at Iowa, Belton played in 30 games with 26 starts...Tallied 112 tackles (68 solo), 6.5 tackles for loss, 17 passes defended and 5 interceptions (all in 2021)...In 2021, Belton started all 14 games...Selected first-team All-Big Ten...His 5 interceptions tied for the 2nd-highest total both nationally and in the Big Ten...Posted career-high totals of 46 tackles, including 29 solo...Academic All-Big Ten...First-team All-Big Ten by league coaches and media and 2nd team by the AP...In 2020, started all 8 games in a season shortened by the pandemic...Recorded 33 tackles (19 solo), with 1.5 tackles for loss, 1.0 sack, 5 pass breakups and one forced fumble...In 2019, played in 8 games with 4 starts...Named Academic All-Big Ten...Recorded 33 tackles (20 solo), including 2 stops for loss...Saw his first action of career in 48-3 win vs. Middle Tennessee, recording 2 assisted tackles...Posted 6 tackles (3 solo) vs. Purdue...Made his first career start and had 5 tackles (3 solo) at Northwestern...Started at outside linebacker vs. USC in the Holiday Bowl win and tied his career best with 6 tackles (5 solo), including one for loss, as the defense allowed only 22 rushing yards.

### PERSONAL

- » Health and human physiology major... Four-year football letterman as a defensive back, wide receiver, return specialist and punter at Jesuit High School in Tampa...Named 2nd-team all-state as a junior after earning honorable mention recognition as a sophomore...First-team all-county as a junior and 2nd team as a sophomore...Team captain as a junior and senior...Helped the Tigers reach the state playoffs 4 straight years, when they were 43-8, including 12-1 in Belton's final season...As a senior, recorded 67 tackles, 4 interceptions and 7 pass breakups, while scoring 4 touchdowns...In his junior season, collected 56 tackles, with 4 interceptions, 5 tackles for loss, 4 pass breakups and 3 touchdowns...As a sophomore, had 49 tackles, 3 interceptions and 4 pass breakups as a sophomore...Intercepted his first pass as a freshman...Also a 2-year track letterman...Set personal bests of 11.49 in the 100 meters, 23.57 in the 200 meters, 19'7 in the long jump and 37'8.5 in the triple jump...Parents are Deanna and Danny Belton.»

## DANE BELTON'S NFL REGULAR SEASON DEFENSIVE STATISTICS

DATE	TEAM	GP	GS	TACKLES								INTERCEPTIONS					O. FUMB				ST				MISC		
				TK	S	A	TFL	YDS	SK	YDS	QBH	NO	YDS	LG	TD	PD	FF	FR	TD	YDS	TK	S	A	FF	FR	S	A
2022	N.Y. Giants	15	5	30	23	7	1	2	0.0	0.0	1	2	0	0	0	3	0	1	0	3	1	1	0	0	1	0	0
2023	N.Y. Giants	17	2	29	19	10	3	18	1.0	14.0	2	2	22	20	0	2	0	1	0	2	4	3	1	0	0	0	0
<b>NFL TOTALS</b>		<b>32</b>	<b>7</b>	<b>59</b>	<b>42</b>	<b>17</b>	<b>4</b>	<b>20</b>	<b>1.0</b>	<b>14.0</b>	<b>3</b>	<b>4</b>	<b>22</b>	<b>20</b>	<b>0</b>	<b>5</b>	<b>0</b>	<b>2</b>	<b>0</b>	<b>5</b>	<b>5</b>	<b>4</b>	<b>1</b>	<b>0</b>	<b>1</b>	<b>0</b>	<b>0</b>

## DANE BELTON'S NFL POSTSEASON DEFENSIVE STATISTICS

DATE	TEAM	GP	GS	TACKLES								INTERCEPTIONS					O. FUMB				ST				MISC		
				TK	S	A	TFL	YDS	SK	YDS	QBH	NO	YDS	LG	TD	PD	FF	FR	TD	YDS	TK	S	A	FF	FR	S	A
2022	N.Y. Giants	2	0	2	2	0	0	0	0.0	0.0	0	0	0	0	0	0	0	0	0	0	0	0	0	0	0	0	0
<b>NFL TOTALS</b>		<b>2</b>	<b>0</b>	<b>2</b>	<b>2</b>	<b>0</b>	<b>0</b>	<b>0</b>	<b>0.0</b>	<b>0.0</b>	<b>0</b>	<b>0</b>	<b>0</b>	<b>0</b>	<b>0</b>	<b>0</b>	<b>0</b>	<b>0</b>	<b>0</b>	<b>0</b>	<b>0</b>	<b>0</b>	<b>0</b>	<b>0</b>	<b>0</b>	<b>0</b>	<b>0</b>

## SINGLE-GAME HIGHS: DEFENSIVE

<b>Total Tackles</b>	6 vs. Philadelphia Eagles, Jan 07, 2024 6 at Philadelphia Eagles, Jan 08, 2023 6 vs. Baltimore Ravens, Oct 16, 2022 5 at Washington Commanders, Nov 19, 2023 ...1 more at 5.	<b>Tackles For Loss</b>	2 vs. Philadelphia Eagles, Jan 07, 2024 1 at Philadelphia Eagles, Dec 25, 2023 1 vs. Chicago Bears, Oct 02, 2022
<b>Solo Tackles</b>	6 vs. Philadelphia Eagles, Jan 07, 2024 5 at Philadelphia Eagles, Jan 08, 2023 5 vs. Baltimore Ravens, Oct 16, 2022 4 vs. Carolina Panthers, Sep 18, 2022 3 at Washington Commanders, Nov 19, 2023 ...2 more at 3.	<b>Interceptions</b>	2 vs. Los Angeles Rams, Dec 31, 2023 1 at Philadelphia Eagles, Jan 08, 2023 1 vs. Houston Texans, Nov 13, 2022
<b>Sacks</b>	1.0 vs. Philadelphia Eagles, Jan 07, 2024	<b>Interception Return Yards</b>	22 vs. Los Angeles Rams, Dec 31, 2023
<b>Passes Defensed</b>	2 vs. Los Angeles Rams, Dec 31, 2023 1 at Philadelphia Eagles, Jan 08, 2023 1 vs. Houston Texans, Nov 13, 2022 1 vs. Baltimore Ravens, Oct 16, 2022	<b>Special Teams Tackles</b>	1 at Philadelphia Eagles, Dec 25, 2023 1 vs. Green Bay Packers, Dec 11, 2023 1 vs. Washington Commanders, Oct 22, 2023 ...2 more at 1.
<b>Fumble Recoveries</b>	1 vs. Los Angeles Rams, Dec 31, 2023 1 vs. Chicago Bears, Oct 02, 2022	<b>Longest Opp Fumble Return</b>	3 vs. Carolina Panthers, Sep 18, 2022 2 vs. Los Angeles Rams, Dec 31, 2023

## SINGLE-GAME HIGHS - POSTSEASON: DEFENSIVE

<b>Total Tackles</b>	2 at Minnesota Vikings, Jan 15, 2023	<b>Solo Tackles</b>	2 at Minnesota Vikings, Jan 15, 2023
----------------------	--------------------------------------	---------------------	--------------------------------------





# MILES BOYKIN

HEIGHT: 6-4  
WEIGHT: 220  
COLLEGE: NOTRE DAME  
HOW ACQUIRED: FA-'24  
NFL EXP.: 6TH YEAR  
GIANTS EXP.: 1ST YEAR

WR

81

## TRANSACTIONS

- » Originally a 3rd-round (93rd pick overall) draft choice by the Baltimore Ravens in 2019...Waived by Baltimore on April 18, 2022...Awarded off waivers to the Pittsburgh Steelers on Aug. 19, 2022...Signed as a free agent by the Giants on April 9, 2024.

## CAREER HIGHLIGHTS

- » Boykin has played in 73 regular-season games with 25 starts and in 4 games with 2 starts for the Ravens and Steelers...Career totals include 38 receptions for 498 yards (13.1-yard avg.) and 7 touchdowns in the regular season, and 6 catches for 46 yards in the playoffs.
- » In 2023, played in a career-high 17 games for Pittsburgh, plus one postseason game...Caught 3 passes for 17 yards...Played 121 snaps on offense and 316 on special teams, where he tallied 5 tackles (4 solo).
- » In 2022, played in 16 games with one start, primarily on special teams...Inactive with an oblique injury at Indianapolis (11/28)...Started vs. Las Vegas (12/24)...Caught 2 passes for 11 yards...Recorded 10 special teams tackles (including a team-high 9 solo stops).
- » In 2021, played in 8 regular-season games, including 144 snaps on special teams...Had one reception for 6 yards.
- » In 2020, played in all 16 games with a career-high 13 starts and started both postseason games for Baltimore...Posted career-best totals of 19 receptions for 266 yards and 4 touchdowns...Started and caught 3 passes for 20 yards in the AFC Divisional Playoff Game at Buffalo (1/16)...Made his first-career postseason start in the AFC Wild Card Game at Tennessee (1/10)...Scored on a 43-yard reception – his career-long touchdown – at Cincinnati (1/3)...Collected a career-high 4 receptions, for 38 yards, at Houston, 9/20).
- » As a rookie in 2019, played in all 16 regular-season games with 11 starts and one playoff game for the Ravens...Finished with 13 catches for 198 yards and 3 touchdowns...Caught 3 passes for 26 yards in his NFL postseason debut in the AFC Divisional Playoff Game vs. Tennessee (1/11)...Gained a career-high 5 yards on 2 catches at Seattle (10/20) and 54 yards on 2 receptions at the Rams (11/25)...His first career reception was a 5-yard touchdown in his NFL debut at Miami (9/8).

## COLLEGE

- » Played in 37 games in 3 seasons at Notre Dame (2015-18)...Caught 77 passes for 1,206 yards (15.7-yard avg.) and 11 touchdowns...As a senior in 2018, named Notre Dame Offensive Player of the Year after leading the team with 872 receiving yards and 8 touchdowns on 59 catches...Recorded at least one touchdown catch in 6 consecutive games, the longest streak by an Irish wide receiver since Will Fuller in 2011...Named the 2018 Citrus Bowl MVP after scoring the game-winning touchdown on a 55-yard catch with one hand to help Notre Dame secure a 21-17, come-from behind victory vs. LSU.

## PERSONAL

- » Graduated from the Mendoza College of Business with a degree in marketing...Standout wide receiver at Providence Catholic High School in New Lenox, Ill....As a senior, caught 65 passes for 1,035 yards (15.9 avg.) and 19 touchdowns and helped the team win the Illinois Class 7A state title...In his junior season in 2014, tallied 52 receptions 730 yards and 13 scores...Named Illinois Player of the Year by Champaign News-Gazette and awarded first-team honors on Chicago Tribune and Champaign News-Gazette all-state teams and Chicago Sun-Times All-Area team...Also played basketball, leading the Celtics to a Catholic League Championship and a regional title as a senior...Wore No. 81 in college in honor of Calvin Johnson, one of his favorite receivers, and his brother and teammate, George, who gave him the number in high school after an injury halted his football career.

### MILES BOYKIN'S NFL REGULAR SEASON RUSHING/RECEIVING STATISTICS

DATE	TEAM	RECEIVING		RECEIVING											RUSHING				
				GP	GS	NO.	YDS.	AVG.	LG	TD	NO.	YDS.	AVG.	LG	TD				
2019	Baltimore	16	11	13	198	15.2	50	3	0	0	0.0	0	0	0					
2020	Baltimore	16	13	19	266	14.0	43	4	0	0	0.0	0	0	0					
2021	Baltimore	8	0	1	6	6.0	6	0	0	0	0.0	0	0	0					
2022	Pittsburgh	16	1	2	11	5.5	11	0	0	0	0.0	0	0	0					
2023	Pittsburgh	17	0	3	17	5.7	6	0	0	0	0.0	0	0	0					
<b>NFL TOTALS</b>		<b>73</b>	<b>25</b>	<b>38</b>	<b>498</b>	<b>13.1</b>	<b>50</b>	<b>7</b>	<b>0</b>	<b>0</b>	<b>0.0</b>	<b>0</b>	<b>0</b>	<b>0</b>					

## MILES BOYKIN'S NFL POSTSEASON RUSHING/RECEIVING STATISTICS

DATE	TEAM	GP	GS	RECEIVING					RUSHING				
				NO.	YDS.	AVG.	LG	TD	NO.	YDS.	AVG.	LG	TD
2019	Baltimore	1	0	3	26	8.7	13	0	0	0	0.0	0	0
2020	Baltimore	2	2	3	20	6.7	11	0	0	0	0.0	0	0
2023	Pittsburgh	1	0	0	0	0.0	0	0	0	0	0.0	0	0
<b>NFL TOTALS</b>		<b>4</b>	<b>2</b>	<b>6</b>	<b>46</b>	<b>7.7</b>	<b>13</b>	<b>0</b>	<b>0</b>	<b>0</b>	<b>0.0</b>	<b>0</b>	<b>0</b>

## SINGLE-GAME HIGHS: RECEIVING

<b>Receptions</b>	4 at Houston Texans, Sep 20, 2020 3 vs. Cleveland Browns, Sep 13, 2020 3 vs. Cleveland Browns, Sep 29, 2019 2 vs. Pittsburgh Steelers, Nov 01, 2020 2 at Washington Commanders, Oct 04, 2020 ...3 more at 2.
<b>Receiving Yards</b>	55 at Seattle Seahawks, Oct 20, 2019 54 at Los Angeles Rams, Nov 25, 2019 43 at Cincinnati Bengals, Jan 03, 2021 38 vs. Dallas Cowboys, Dec 08, 2020 38 at Houston Texans, Sep 20, 2020
<b>Receiving Average</b>	12.3 vs. Cleveland Browns, Sep 13, 2020 10.7 vs. Cleveland Browns, Sep 29, 2019 9.5 at Houston Texans, Sep 20, 2020
<b>Longest Receptions</b>	50 at Seattle Seahawks, Oct 20, 2019 43t at Cincinnati Bengals, Jan 03, 2021 39 at Los Angeles Rams, Nov 25, 2019 38t vs. Dallas Cowboys, Dec 08, 2020 25 vs. Cleveland Browns, Sep 13, 2020
<b>Receiving TDs</b>	1 at Cincinnati Bengals, Jan 03, 2021 1 vs. Jacksonville Jaguars, Dec 20, 2020 1 vs. Dallas Cowboys, Dec 08, 2020 ...4 more at 1.

<b>All-Purpose Yards</b>	55 at Seattle Seahawks, Oct 20, 2019 54 at Los Angeles Rams, Nov 25, 2019 43 at Cincinnati Bengals, Jan 03, 2021 38 vs. Dallas Cowboys, Dec 08, 2020 38 at Houston Texans, Sep 20, 2020
<b>Special Teams Tackles</b>	2 vs. New England Patriots, Sep 18, 2022 2 at Cincinnati Bengals, Sep 11, 2022 1 vs. Cincinnati Bengals, Dec 23, 2023 1 at Indianapolis Colts, Dec 16, 2023 ...11 more at 1.
<b>Most TDs</b>	1 at Cincinnati Bengals, Jan 03, 2021 1 vs. Jacksonville Jaguars, Dec 20, 2020 1 vs. Dallas Cowboys, Dec 08, 2020 ...4 more at 1.
<b>Miscellaneous Tackles</b>	1 at Washington Commanders, Oct 04, 2020

## SINGLE-GAME HIGHS - POSTSEASON: RECEIVING

<b>Receptions</b>	3 at Buffalo Bills, Jan 16, 2021 3 vs. Tennessee Titans, Jan 11, 2020
<b>Receiving Yards</b>	26 vs. Tennessee Titans, Jan 11, 2020 20 at Buffalo Bills, Jan 16, 2021
<b>Receiving Average</b>	8.7 vs. Tennessee Titans, Jan 11, 2020 6.7 at Buffalo Bills, Jan 16, 2021

<b>Longest Receptions</b>	13 vs. Tennessee Titans, Jan 11, 2020 11 at Buffalo Bills, Jan 16, 2021 9 vs. Tennessee Titans, Jan 11, 2020 5 at Buffalo Bills, Jan 16, 2021 4 at Buffalo Bills, Jan 16, 2021 ...1 more at 4.
<b>All-Purpose Yards</b>	26 vs. Tennessee Titans, Jan 11, 2020 20 at Buffalo Bills, Jan 16, 2021
<b>Miscellaneous Tackles</b>	1 at Tennessee Titans, Jan 10, 2021 1 vs. Tennessee Titans, Jan 11, 2020

## 2019 GAME-BY-GAME REGULAR-SEASON STATISTICS (BALTIMORE)

DATE	OPPONENT	P/S	RECEIVING					RUSHING					W/L	SCORE
			NO.	YDS.	AVG.	LG	TD	NO.	YDS.	AVG.	LG	TD		
09/08	at Miami	S	1	5	5.0	5t	1	0	0	0.0	0	0	W	59-10
09/15	Arizona	S	1	11	11.0	11	0	0	0	0.0	0	0	W	23-17
09/22	at Kansas City	S	0	0	0.0	0	0	0	0	0.0	0	0	L	28-33
09/29	Cleveland	S	3	32	10.7	18	1	0	0	0.0	0	0	L	25-40
10/06	at Pittsburgh	S	0	0	0.0	0	0	0	0	0.0	0	0	W	26-23+
10/13	Cincinnati	S	2	28	14.0	18	0	0	0	0.0	0	0	W	23-17
10/20	at Seattle	P	2	55	27.5	50	0	0	0	0.0	0	0	W	30-16
11/03	New England	S	0	0	0.0	0	0	0	0	0.0	0	0	W	37-20
11/10	at Cincinnati	P	0	0	0.0	0	0	0	0	0.0	0	0	W	49-13
11/17	Houston	S	0	0	0.0	0	0	0	0	0.0	0	0	W	41-7
11/25	at L.A. Rams	S	2	54	27.0	39	0	0	0	0.0	0	0	W	45-6
12/01	San Francisco	P	0	0	0.0	0	0	0	0	0.0	0	0	W	20-17
12/08	at Buffalo	S	0	0	0.0	0	0	0	0	0.0	0	0	W	24-17
12/12	N.Y. Jets	P	1	5	5.0	5t	1	0	0	0.0	0	0	W	42-21
12/22	at Cleveland	P	1	8	8.0	8	0	0	0	0.0	0	0	W	31-15
12/29	Pittsburgh	S	0	0	0.0	0	0	0	0	0.0	0	0	W	28-10
<b>2019 TOTALS</b>		<b>16-11</b>	<b>13</b>	<b>198</b>	<b>15.2</b>	<b>50</b>	<b>3</b>	<b>0</b>	<b>0</b>	<b>0.0</b>	<b>0</b>	<b>0</b>	<b>14-2</b>	

+ - Overtime

## 2020 GAME-BY-GAME REGULAR-SEASON STATISTICS (BALTIMORE)

DATE	OPPONENT	P/S	RECEIVING					RUSHING					W/L	SCORE
			NO.	YDS.	AVG.	LG	TD	NO.	YDS.	AVG.	LG	TD		
09/13	Cleveland	S	3	37	12.3	25	0	0	0	0.0	0	0	W	38-6
09/20	at Houston	S	4	38	9.5	14	0	0	0	0.0	0	0	W	33-16
09/28	Kansas City	P	1	8	8.0	8	0	0	0	0.0	0	0	L	20-34
10/04	at Washington	S	2	28	14.0	15	0	0	0	0.0	0	0	W	31-17
10/11	Cincinnati	P	0	0	0.0	0	0	0	0	0.0	0	0	W	27-3
10/18	at Philadelphia	S	1	11	11.0	11	0	0	0	0.0	0	0	W	30-28
11/01	Pittsburgh	S	2	20	10.0	14	1	0	0	0.0	0	0	L	24-28
11/08	at Indianapolis	S	1	11	11.0	11	0	0	0	0.0	0	0	W	24-10
11/15	at New England	S	0	0	0.0	0	0	0	0	0.0	0	0	L	17-23
11/22	Tennessee	P	0	0	0.0	0	0	0	0	0.0	0	0	L	24-30+
12/02	at Pittsburgh	S	0	0	0.0	0	0	0	0	0.0	0	0	L	14-19
12/08	Dallas	S	1	38	38.0	38t	1	0	0	0.0	0	0	W	34-17
12/14	at Cleveland	S	1	15	15.0	15	0	0	0	0.0	0	0	W	47-42
12/20	Jacksonville	S	1	4	4.0	4t	1	0	0	0.0	0	0	W	40-14
12/27	N.Y. Giants	S	1	13	13.0	13	0	0	0	0.0	0	0	W	27-13
01/03	at Cincinnati	S	1	43	43.0	43t	1	0	0	0.0	0	0	W	38-3
<b>2020 TOTALS</b>		<b>16-13</b>	<b>19</b>	<b>266</b>	<b>14.0</b>	<b>43T</b>	<b>4</b>	<b>0</b>	<b>0</b>	<b>0.0</b>	<b>0</b>	<b>0</b>	<b>11-5</b>	

+ - Overtime



## 2021 GAME-BY-GAME REGULAR-SEASON STATISTICS (BALTIMORE)

DATE	OPPONENT	P/S	RECEIVING					RUSHING					W/L	SCORE
			NO.	YDS.	AVG.	LG	TD	NO.	YDS.	AVG.	LG	TD		
09/13	at Las Vegas												L	27-33+
09/19	Kansas City												W	36-35
09/26	at Detroit												W	19-17
10/03	at Denver												W	23-7
10/11	Indianapolis	P	0	0	0.0	0	0	0	0	0.0	0	0	W	31-25+
10/17	L.A. Chargers	P	1	6	6.0	6	0	0	0	0.0	0	0	W	34-6
10/24	Cincinnati	P	0	0	0.0	0	0	0	0	0.0	0	0	L	17-41
11/07	Minnesota	P	0	0	0.0	0	0	0	0	0.0	0	0	W	34-31+
11/11	at Miami	P	0	0	0.0	0	0	0	0	0.0	0	0	L	10-22
11/21	at Chicago												W	16-13
11/28	Cleveland												W	16-10
12/05	at Pittsburgh												L	19-20
12/12	at Cleveland												L	22-24
12/19	Green Bay	P	0	0	0.0	0	0	0	0	0.0	0	0	L	30-31
12/26	at Cincinnati	P	0	0	0.0	0	0	0	0	0.0	0	0	L	21-41
01/02	L.A. Rams												L	19-20
01/09	Pittsburgh	P	0	0	0.0	0	0	0	0	0.0	0	0	L	13-16+
<b>2021 TOTALS</b>		<b>8-0</b>	<b>1</b>	<b>6</b>	<b>6.0</b>	<b>6</b>	<b>0</b>	<b>0</b>	<b>0</b>	<b>0.0</b>	<b>0</b>	<b>0</b>	<b>8-9</b>	

+ - Overtime

## 2022 GAME-BY-GAME REGULAR-SEASON STATISTICS (PITTSBURGH)

DATE	OPPONENT	P/S	RECEIVING					RUSHING					W/L	SCORE
			NO.	YDS.	AVG.	LG	TD	NO.	YDS.	AVG.	LG	TD		
09/11	at Cincinnati	P	0	0	0.0	0	0	0	0	0.0	0	0	W	23-20+
09/18	New England	P	0	0	0.0	0	0	0	0	0.0	0	0	L	14-17
09/22	at Cleveland	P	0	0	0.0	0	0	0	0	0.0	0	0	L	17-29
10/02	N.Y. Jets	P	0	0	0.0	0	0	0	0	0.0	0	0	L	20-24
10/09	at Buffalo	P	1	11	11.0	11	0	0	0	0.0	0	0	L	3-38
10/16	Tampa Bay	P	0	0	0.0	0	0	0	0	0.0	0	0	W	20-18
10/23	at Miami	P	0	0	0.0	0	0	0	0	0.0	0	0	L	10-16
10/30	at Philadelphia	P	0	0	0.0	0	0	0	0	0.0	0	0	L	13-35
11/13	New Orleans	P	0	0	0.0	0	0	0	0	0.0	0	0	W	20-10
11/20	Cincinnati	P	0	0	0.0	0	0	0	0	0.0	0	0	L	30-37
11/28	at Indianapolis												W	24-17
12/04	at Atlanta	P	0	0	0.0	0	0	0	0	0.0	0	0	W	19-16
12/11	Baltimore	P	0	0	0.0	0	0	0	0	0.0	0	0	L	14-16
12/18	at Carolina	P	1	0	0.0	0	0	0	0	0.0	0	0	W	24-16
12/24	Las Vegas	S	0	0	0.0	0	0	0	0	0.0	0	0	W	13-10
01/01	at Baltimore	P	0	0	0.0	0	0	0	0	0.0	0	0	W	16-13
01/08	Cleveland	P	0	0	0.0	0	0	0	0	0.0	0	0	W	28-14
<b>2022 TOTALS</b>		<b>16-1</b>	<b>2</b>	<b>11</b>	<b>5.5</b>	<b>11</b>	<b>0</b>	<b>0</b>	<b>0</b>	<b>0.0</b>	<b>0</b>	<b>0</b>	<b>9-8</b>	

+ - Overtime

## 2023 GAME-BY-GAME REGULAR-SEASON STATISTICS (PITTSBURGH)

DATE	OPPONENT	P/S	RECEIVING					RUSHING					W/L	SCORE
			NO.	YDS.	AVG.	LG	TD	NO.	YDS.	AVG.	LG	TD		
09/10	San Francisco	P	0	0	0.0	0	0	0	0	0.0	0	0	L	7-30
09/18	Cleveland	P	1	5	5.0	5	0	0	0	0.0	0	0	W	26-22
09/24	at Las Vegas	P	0	0	0.0	0	0	0	0	0.0	0	0	W	23-18
10/01	at Houston	P	0	0	0.0	0	0	0	0	0.0	0	0	L	6-30
10/08	Baltimore	P	0	0	0.0	0	0	0	0	0.0	0	0	W	17-10
10/22	at L.A. Rams	P	0	0	0.0	0	0	0	0	0.0	0	0	W	24-17
10/29	Jacksonville	P	0	0	0.0	0	0	0	0	0.0	0	0	L	10-20
11/02	Tennessee	P	1	6	6.0	6	0	0	0	0.0	0	0	W	20-16
11/12	Green Bay	P	0	0	0.0	0	0	0	0	0.0	0	0	W	23-19
11/19	at Cleveland	P	0	0	0.0	0	0	0	0	0.0	0	0	L	10-13
11/26	at Cincinnati	P	0	0	0.0	0	0	0	0	0.0	0	0	W	16-10
12/03	Arizona	P	0	0	0.0	0	0	0	0	0.0	0	0	L	10-24
12/07	New England	P	0	0	0.0	0	0	0	0	0.0	0	0	L	18-21
12/16	at Indianapolis	P	0	0	0.0	0	0	0	0	0.0	0	0	L	13-30
12/23	Cincinnati	P	1	6	6.0	6	0	0	0	0.0	0	0	W	34-11
12/31	at Seattle	P	0	0	0.0	0	0	0	0	0.0	0	0	W	30-23
01/06	at Baltimore	P	0	0	0.0	0	0	0	0	0.0	0	0	W	17-10
<b>2023 TOTALS</b>		<b>17-0</b>	<b>3</b>	<b>17</b>	<b>5.7</b>	<b>6</b>	<b>0</b>	<b>0</b>	<b>0</b>	<b>0.0</b>	<b>0</b>	<b>0</b>	<b>10-7</b>	

## 2019 GAME-BY-GAME POSTSEASON STATISTICS (BALTIMORE)

DATE	OPPONENT	P/S	RECEIVING					RUSHING					W/L	SCORE
			NO.	YDS.	AVG.	LG	TD	NO.	YDS.	AVG.	LG	TD		
01/11	Tennessee	P	3	26	8.7	13	0	0	0	0.0	0	0	L	12-28
<b>2019 TOTALS</b>		<b>1-0</b>	<b>3</b>	<b>26</b>	<b>8.7</b>	<b>13</b>	<b>0</b>	<b>0</b>	<b>0</b>	<b>0.0</b>	<b>0</b>	<b>0</b>	<b>0-1</b>	

## 2020 GAME-BY-GAME POSTSEASON STATISTICS (BALTIMORE)

DATE	OPPONENT	P/S	RECEIVING					RUSHING					W/L	SCORE
			NO.	YDS.	AVG.	LG	TD	NO.	YDS.	AVG.	LG	TD		
01/10	at Tennessee	S	0	0	0.0	0	0	0	0	0.0	0	0	W	20-13
01/16	at Buffalo	S	3	20	6.7	11	0	0	0	0.0	0	0	L	3-17
<b>2020 TOTALS</b>		<b>2-2</b>	<b>3</b>	<b>20</b>	<b>6.7</b>	<b>11</b>	<b>0</b>	<b>0</b>	<b>0</b>	<b>0.0</b>	<b>0</b>	<b>0</b>	<b>1-1</b>	

## 2023 GAME-BY-GAME POSTSEASON STATISTICS (PITTSBURGH)

DATE	OPPONENT	P/S	RECEIVING					RUSHING					W/L	SCORE
			NO.	YDS.	AVG.	LG	TD	NO.	YDS.	AVG.	LG	TD		
01/15	at Buffalo	P	0	0	0.0	0	0	0	0	0.0	0	0	L	17-31
<b>2023 TOTALS</b>		<b>1-0</b>	<b>0</b>	<b>0</b>	<b>0.0</b>	<b>0</b>	<b>0</b>	<b>0</b>	<b>0</b>	<b>0.0</b>	<b>0</b>	<b>0</b>	<b>0-1</b>	



# BRIAN BURNS

OLB

HEIGHT: 6-5  
WEIGHT: 250  
COLLEGE: FLORIDA STATE  
HOW ACQUIRED: T[CAR]-'24  
NFL EXP.: 6TH YEAR  
GIANTS EXP.: 1ST YEAR

0

## HONORS

- » 2021, 2022: Pro Bowl
- » NFC Defensive Player of the Week: 2020 Week 11, 2022 Week 12

## TRANSACTIONS

- » Originally a first-round (16th pick overall) draft choice by the Carolina Panthers in 2019...Traded to the Giants for a 2024 2nd-round draft choice, a 2025 5th-round choice, and a swap of 2024 5th-rounders on March 13, 2024.

## CAREER HIGHLIGHTS

- » In 5 seasons in Carolina, Burns played in 80 regular-season games with 67 starts...Selected to the Pro Bowl in 2021 and 2022...Named NFC Defensive Player of the Week in 2020 Week 11 and 2022 Week 12...Totals include 244 tackles (149 solo), 46.0 sacks, 95 quarterback hits, 59 tackles for loss, 13 passes defended, 8 forced fumbles, and 2 fumble recoveries, including one he returned for a touchdown...His 46.0 sacks rank 5th in Panthers history and are tied for the 12th-highest total in the NFL since he entered the league in 2019...The 46.0 sacks rank third among players in the 2019 draft class, behind San Francisco's Nick Bosa (53.5) and Las Vegas' Maxx Crosby (52.0)...Has 7 career multi-sack games.
- » In 2023, started all 16 games in which he played...Inactive with a concussion at Chicago (11/9)...Tallied 50 tackles (32 solo), 8.0 sacks, 18 quarterback hits, 16 tackles for loss, 2 passes defended, one forced fumble, on and one fumble recovery...Collected 7 tackles (5 solo), including a season-high 2.0 sacks, at Atlanta (9/10)...Made a season-high 8 tackles (5 solo), including 1.0 sack, at Jacksonville (12/31).
- » In 2022, started the first 16 games at defensive end before missing the season finale with an ankle injury...Selected to his 2nd straight Pro Bowl...Registered a career-high 12.5 sacks...Ranked 4th on the team and 10th among NFL defensive linemen with a career-best 63 tackles (34 solo)...Led the team and finished tied for 3rd in the league with 17 tackles for loss...Named Week 12 NFC Defensive Player of the Week after recording 2.0 sacks, including a strip sack, and a tackle for loss vs. Denver...Contributed 2.0 sacks for losses totaling 19 yards vs. Detroit (12/24).
- » In 2021, played in all 17 games with 16 starts...Named a Pro Bowl starter...Posted 51 tackles (31 solo)...Recorded 9.0 sacks for the 2nd straight season...Led the team and tied for 5th in the NFC with 13 in tackles for loss (13)...Began the season with 1.0 sack in each of the first 3 games...Finished with a season-high 1.5 sacks and tied his season best with 6 tackles (4 solo) vs. New England (11/7).
- » In 2020, played in 15 games with 14 starts...Led the Panthers with 9.0 sacks and a career-high 3 forced fumbles...Made 58 tackles (35 solo), 21 quarterback hits...Named Week 11 NFC Defensive Player of the Week after twice sacking Matthew Stafford - his first career multi-sack game - vs. Detroit (11/22), Carolina's only victory in a 9-week span...Had 2.0 sacks for 24 yards at Green Bay (12/19).
- » As a rookie in 2019, played in all 16 games with 5 starts in 2019 season...Posted 7.5 sacks to go with 23 tackles (17 solo), one forced fumble, and one fumble recovery return for a touchdown...Started in his NFL debut and had 2 tackles (one solo) vs. the Rams (9/8)...Recorded his first sack vs. Tampa Bay's Jameis Winston (9/12)...Had a season-high 4.0 solo tackles, including 1.0 sack, at Arizona (9/22)...Recovered a fumble by Gardner Minshew, who was sacked by Mario Addison, and returned it 56 yards for a touchdown vs. Jacksonville (10/6).

## COLLEGE

- » Played in 38 games with 25 starts for Florida State and recorded 124 tackles, including 39.5 for loss, with 24.0 sacks, 7 forced fumbles, 7 pass breakups, 3 blocked kicks, and 2 fumble recoveries...In 2018, produced 52 tackles, including 15.5 for loss with 10.0 sacks, 8 quarterback hurries, 3 forced fumbles, 3 pass breakups and one fumble recovery...Ranked first in the ACC and 8th in the NCAA with 0.83 sacks per game, while leading the ACC in tackles for loss...In 2017, recorded 48 tackles, including 13.5 for loss and 4.5 sacks, 3 forced fumbles and 2 blocked punts, tying for first in the conference...In 2016, earned Freshman All-American honors from a number of publications after he led all NCAA freshmen with 9.5 sacks, the most by an FSU freshman since 1977.

## PERSONAL

- » Attended American Heritage High School in Fort Lauderdale, Fla...Played in the 2016 U.S. Army All-American Bowl in San Antonio, tallying 2 tackles and a pass breakup...In 2015, named the Sun-Sentinel Defensive Player of the Year and grabbed Class 5A first-team all-state honors in 2015...Recorded 135 tackles and 28 sacks over his junior and senior seasons...Helped American Heritage win state titles in 2013 and 2014...Brother, Stanley McClover, was drafted by Carolina in 2006.



## BRIAN BURNS' NFL REGULAR SEASON DEFENSIVE STATISTICS

DATE	TEAM	GP	GS	TACKLES							INTERCEPTIONS					O. FUMB				ST				MISC			
				TK	S	A	TFL	YDS	SK	YDS	QBH	NO	YDS	LG	TD	PD	FF	FR	TD	YDS	TK	S	A	FF	FR	S	A
2019	Carolina	16	5	23	17	6	5	28	7.5	34.0	16	0	0	0	0	0	1	1	1	56	2	2	0	0	0	0	0
2020	Carolina	15	14	58	35	23	8	51	9.0	78.0	21	0	0	0	0	4	3	0	0	0	0	0	0	0	0	0	
2021	Carolina	17	16	51	31	20	13	61	9.0	78.0	18	0	0	0	0	4	2	0	0	0	0	0	0	0	0	0	
2022	Carolina	16	16	63	34	29	17	98	12.5	83.0	22	0	0	0	0	3	1	0	0	0	0	0	0	0	0	0	
2023	Carolina	16	16	50	32	18	16	74	8.0	56.0	18	0	0	0	0	2	1	1	0	0	0	0	0	0	0	0	
<b>NFL TOTALS</b>		<b>80</b>	<b>67</b>	<b>245</b>	<b>149</b>	<b>96</b>	<b>59</b>	<b>312</b>	<b>46.0</b>	<b>329.0</b>	<b>95</b>	<b>0</b>	<b>0</b>	<b>0</b>	<b>0</b>	<b>13</b>	<b>8</b>	<b>2</b>	<b>1</b>	<b>56</b>	<b>2</b>	<b>2</b>	<b>0</b>	<b>0</b>	<b>0</b>	<b>0</b>	<b>0</b>

## SINGLE-GAME HIGHS: DEFENSIVE

**Total Tackles** 8 at Jacksonville Jaguars, Dec 31, 2023  
8 vs. Cleveland Browns, Sep 11, 2022  
7 at Atlanta Falcons, Sep 10, 2023  
7 vs. Atlanta Falcons, Nov 10, 2022  
...2 more at 7.

**Solo Tackles** 5 at Jacksonville Jaguars, Dec 31, 2023  
5 at Atlanta Falcons, Sep 10, 2023  
5 vs. Cleveland Browns, Sep 11, 2022  
4 vs. Arizona Cardinals, Oct 02, 2022  
...8 more at 4.

**Sacks** 2.0 at Atlanta Falcons, Sep 10, 2023  
2.0 vs. Detroit Lions, Dec 24, 2022  
2.0 vs. Denver Broncos, Nov 27, 2022  
...3 more at 2.0.

**Passes Defensed** 1 vs. Atlanta Falcons, Dec 17, 2023  
1 at Tennessee Titans, Nov 26, 2023  
1 vs. Detroit Lions, Dec 24, 2022  
...10 more at 1.

**Forced Fumbles** 1 at Atlanta Falcons, Sep 10, 2023  
1 vs. Denver Broncos, Nov 27, 2022  
1 at Miami Dolphins, Nov 28, 2021  
...5 more at 1.

**Fumble Recoveries** 1 vs. Atlanta Falcons, Dec 17, 2023  
1 vs. Jacksonville Jaguars, Oct 06, 2019

**Tackles For Loss** 3 at Seattle Seahawks, Sep 24, 2023  
3 vs. Arizona Cardinals, Oct 02, 2022  
3 at New York Giants, Oct 24, 2021  
2 at Jacksonville Jaguars, Dec 31, 2023  
...9 more at 2.

**Special Teams Tackles** 1 at Indianapolis Colts, Dec 22, 2019  
1 at New Orleans Saints, Nov 24, 2019

**Longest Opp Fumble Return** 56 vs. Jacksonville Jaguars, Oct 06, 2019



# LAWRENCE CAGER

TE

HEIGHT: 6-5  
WEIGHT: 220  
COLLEGE: GEORGIA  
HOW ACQUIRED: FA-'22  
NFL EXP.: 4TH YEAR  
GIANTS EXP.: 3RD YEAR

83

## TRANSACTIONS

- » Originally signed as an undrafted free agent by the Jets on May 6, 2020...Waived by the Jets on Sept. 5, 2020...Signed to the Jets' practice squad on Sept. 6, 2020...Elevated to the Jets' active roster on Sept. 26, Oct. 1 and Dec. 12, 2020... Waived by the Jets on Aug. 30, 2021...Signed to the Cleveland Browns' practice squad on Oct. 4, 2021...Elevated to Cleveland's active roster on Nov. 20 and Dec. 16, 2021... Waived by Cleveland on Dec. 24, 2021...Signed to Cleveland's practice squad on Dec. 28, 2021...Signed by the Jets on Jan. 12, 2022...Waived by the Jets on Oct. 15, 2022...Signed to the Giants' practice squad Oct. 18, 2022...Elevated to the Giants' active roster on Oct. 29, Nov. 12 and 19, 2022...Signed to the Giants' active roster on Nov. 22, 2022.

## CAREER HIGHLIGHTS

- » Has played in 21 regular-season games with 5 starts for the Jets, Cleveland, and the Giants, and in 2 postseason games for the Giants...Career totals include 19 receptions for 189 yards and 2 touchdowns in the regular season and 2 catches for 20 yards in the playoffs...Transitioned to tight end after 2 years as a wide receiver in the league.
- » In 2023, played in a career-high 11 games and caught 4 passes for 36 yards and one touchdown...Missed the last 3 games of the season due to a groin injury...Caught 2 passes for 17 yards vs. Dallas (9/10)...Scored on a 10-yard touchdown pass on his only reception at Dallas (11/12)...Totaled one catch for 9 yards at New Orleans (12/17)...Inactive at Philadelphia (12/25)...Placed on injured reserve for the final 2 weeks of the season.
- » In 2022, played in 7 games with 4 starts for the Giants and Jets...Started his only game with the Jets before playing in 6 regular-season games with 3 starts and in 2 postseason games for the Giants...Made his Giants debut at Seattle (10/30)...Caught his first 2 Giants passes and scored his first NFL touchdown on a 9-yard reception vs. Houston (11/13)...Notched longest career reception of 20 yards at Dallas (11/24)...Finished with career and team-high totals of 8 catches for 69 yards at Philadelphia (1/8)...Caught one pass for 4 yards in the NFC Wild Card Game at Minnesota (1/15) and one for 16 yards in the divisional round at Philadelphia (1/21)...Started for the Jets vs. Baltimore (9/11), but had no receptions.
- » In 2021, played in one game for Cleveland, vs. Detroit (11/21)...Did not have a catch.
- » As a rookie in 2020, played in 2 games for the Jets...Started at wide receiver in his NFL debut and had 2 catches for 35 yards at Indianapolis (9/27)...Also played wide receiver vs. Denver (10/1).

## COLLEGE

- » Played 3 years at the University of Miami before playing as a graduate transfer at Georgia in 2019...In 43 games, totaled 78 receptions for 1,157 yards (14.8-yard avg.) and 14 touchdowns...In 2019, Cager played in 9 games for Georgia, posting 33 receptions for 476 yards (14.4-yard avg.), 4 touchdowns and a career long 52 yard touchdown catch...In 2018, Cager played in 13 games for Miami and caught 21 receptions for 374 yards (17.8-yard avg.) and a career-high 6 touchdowns...In 2017, played in 10 games and tallied 16 receptions for 237 yards (14.8-yard avg.) and 3 touchdowns...Missed the 2016 season with a knee injury...As a freshman in 2015, Cager had 8 receptions for 70 yards.

## OFF-THE-FIELD ACTIVITY

- » Attended the United Way of New York City's Gridiron Gala event at Glasshouses in NYC, which raised more than \$2 million for UWNYC programming...Met with members from the Wounded Warriors Project during their visit to the Quest Diagnostics Training Center to watch practice and enjoy a day with the Giants...Represented the Baltimore City White Knight Track Club during the NFL's Week 13 for My Cause My Cleats initiative.

## PERSONAL

- » Grew up playing baseball...Began playing football as a freshman at Calvert Hall High School...Received more than 45 scholarship offers following a senior season in which he caught 50 passes and scores 7 touchdowns...Also earned indoor and outdoor high jump titles in the Maryland Interscholastic Athletic Association track meet after he cleared 6'9".

## LAWRENCE CAGER'S NFL REGULAR SEASON RUSHING/RECEIVING STATISTICS

DATE	TEAM	GP	GS	RECEIVING					RUSHING				
				NO.	YDS.	AVG.	LG	TD	NO.	YDS.	AVG.	LG	TD
2020	N.Y. Jets	2	1	2	35	17.5	19	0	0	0	0.0	0	0
2021	N.Y. Jets	0	0	0	0	0.0	0	0	0	0	0.0	0	0
Went from N.Y. Jets to Cleveland.													
2021	Cleveland	1	0	0	0	0.0	0	0	0	0	0.0	0	0
2021	TOTAL	1	0	0	0	0.0	0	0	0	0	0.0	0	0
2022	N.Y. Jets	1	1	0	0	0.0	0	0	0	0	0.0	0	0
Went from N.Y. Jets to N.Y. Giants.													
2022	N.Y. Giants	6	3	13	118	9.1	20	1	0	0	0.0	0	0
2022	TOTAL	7	4	13	118	9.1	20	1	0	0	0.0	0	0
2023	N.Y. Giants	11	0	4	36	9.0	10	1	0	0	0.0	0	0
<b>NFL TOTALS</b>		<b>21</b>	<b>5</b>	<b>19</b>	<b>189</b>	<b>9.9</b>	<b>20</b>	<b>2</b>	<b>0</b>	<b>0</b>	<b>0.0</b>	<b>0</b>	<b>0</b>

## LAWRENCE CAGER'S NFL POSTSEASON RUSHING/RECEIVING STATISTICS

DATE	TEAM	GP	GS	RECEIVING					RUSHING				
				NO.	YDS.	AVG.	LG	TD	NO.	YDS.	AVG.	LG	TD
2022	N.Y. Giants	2	0	2	20	10.0	16	0	0	0	0.0	0	0
<b>NFL TOTALS</b>		<b>2</b>	<b>0</b>	<b>2</b>	<b>20</b>	<b>10.0</b>	<b>16</b>	<b>0</b>	<b>0</b>	<b>0</b>	<b>0.0</b>	<b>0</b>	<b>0</b>

## SINGLE-GAME HIGHS: RUSHING/RECEIVING

<b>Receptions</b>	8 at Philadelphia Eagles, Jan 08, 2023 2 vs. Dallas Cowboys, Sep 10, 2023 2 vs. Detroit Lions, Nov 20, 2022 2 vs. Houston Texans, Nov 13, 2022 ...1 more at 2.	<b>Receiving TDs</b>	1 at Dallas Cowboys, Nov 12, 2023 1 vs. Houston Texans, Nov 13, 2022
<b>Receiving Yards</b>	69 at Philadelphia Eagles, Jan 08, 2023 35 at Indianapolis Colts, Sep 27, 2020 20 at Dallas Cowboys, Nov 24, 2022 20 vs. Detroit Lions, Nov 20, 2022 17 vs. Dallas Cowboys, Sep 10, 2023	<b>All-Purpose Yards</b>	69 at Philadelphia Eagles, Jan 08, 2023 35 at Indianapolis Colts, Sep 27, 2020 20 at Dallas Cowboys, Nov 24, 2022 20 vs. Detroit Lions, Nov 20, 2022 17 vs. Dallas Cowboys, Sep 10, 2023
<b>Receiving Average</b>	8.6 at Philadelphia Eagles, Jan 08, 2023	<b>Kickoff Returns</b>	1 vs. Green Bay Packers, Dec 11, 2023
<b>Longest Receptions</b>	20 at Dallas Cowboys, Nov 24, 2022 19 at Indianapolis Colts, Sep 27, 2020 16 at Philadelphia Eagles, Jan 08, 2023 16 at Indianapolis Colts, Sep 27, 2020 14 at Philadelphia Eagles, Jan 08, 2023	<b>Most TDs</b>	1 at Dallas Cowboys, Nov 12, 2023 1 vs. Houston Texans, Nov 13, 2022

## SINGLE-GAME HIGHS - POSTSEASON: RECEIVING

<b>Receptions</b>	1 at Philadelphia Eagles, Jan 21, 2023 1 at Minnesota Vikings, Jan 15, 2023	<b>Longest Receptions</b>	16 at Philadelphia Eagles, Jan 21, 2023 4 at Minnesota Vikings, Jan 15, 2023
<b>Receiving Yards</b>	16 at Philadelphia Eagles, Jan 21, 2023 4 at Minnesota Vikings, Jan 15, 2023	<b>All-Purpose Yards</b>	16 at Philadelphia Eagles, Jan 21, 2023 4 at Minnesota Vikings, Jan 15, 2023



## 2020 GAME-BY-GAME REGULAR-SEASON STATISTICS (N.Y. JETS)

DATE	OPPONENT	P/S	RECEIVING					RUSHING					W/L	SCORE
			NO.	YDS.	AVG.	LG	TD	NO.	YDS.	AVG.	LG	TD		
09/13	at Buffalo												L	17-27
09/20	San Francisco												L	13-31
09/27	at Indianapolis	S	2	35	17.5	19	0	0	0	0.0	0	0	L	7-36
10/01	Denver	P	0	0	0.0	0	0	0	0	0.0	0	0	L	28-37
10/11	Arizona												L	10-30
10/18	at Miami												L	0-24
10/25	Buffalo												L	10-18
11/01	at Kansas City												L	9-35
11/09	New England												L	27-30
11/22	at L.A. Chargers												L	28-34
11/29	Miami												L	3-20
12/06	Las Vegas												L	28-31
12/13	at Seattle												L	3-40
12/20	at L.A. Rams												W	23-20
12/27	Cleveland												W	23-16
01/03	at New England												L	14-28
<b>2020 TOTALS</b>		<b>2-1</b>	<b>2</b>	<b>35</b>	<b>17.5</b>	<b>19</b>	<b>0</b>	<b>0</b>	<b>0</b>	<b>0.0</b>	<b>0</b>	<b>0</b>	<b>0</b>	<b>2-14</b>

## 2021 GAME-BY-GAME REGULAR-SEASON STATISTICS (N.Y. JETS/CLEVELAND)

DATE	OPPONENT	P/S	RECEIVING					RUSHING					W/L	SCORE
			NO.	YDS.	AVG.	LG	TD	NO.	YDS.	AVG.	LG	TD		
09/12	at Carolina												L	14-19
09/19	New England												L	6-25
09/26	at Denver												L	0-26
10/03	Tennessee												W	27-24+
10/10	at L.A. Chargers												L	42-47
10/17	Arizona												L	14-37
10/21	Denver												W	17-14
10/31	Pittsburgh												L	10-15
11/07	at Cincinnati												W	41-16
11/14	at New England												L	7-45
11/21	Detroit	P	0	0	0.0	0	0	0	0	0.0	0	0	W	13-10
11/28	at Baltimore												L	10-16
12/12	Baltimore												W	24-22
12/20	Las Vegas												L	14-16
12/25	at Green Bay												L	22-24
01/03	at Pittsburgh												L	14-26
01/09	Cincinnati												W	21-16
<b>2021 TOTALS</b>		<b>1-0</b>	<b>0</b>	<b>0</b>	<b>0.0</b>	<b>0</b>	<b>0</b>	<b>0</b>	<b>0</b>	<b>0.0</b>	<b>0</b>	<b>0</b>	<b>0</b>	<b>6-11</b>

+ - Overtime





# YODNY CAJUSTE

HEIGHT: 6-5  
WEIGHT: 310  
COLLEGE: WEST VIRGINIA  
HOW ACQUIRED: FA-'23  
NFL EXP.: 5TH YEAR  
GIANTS EXP.: 2ND YEAR

# 70

## TRANSACTIONS

- » Originally a 3rd-round (101st pick overall) draft choice by the New England Patriots in 2019...Released by New England on May 18, 2023...Signed as a free agent by the Jets on May 30, 2023...Released by the Jets on Aug. 17, 2023...Signed to the Giants' practice squad on Oct. 10, 2023...Signed to the active roster on Jan. 6, 2024...Signed to a reserve/futures contract by the Giants on Jan. 8, 2024.

## CAREER HIGHLIGHTS

- » Played in 17 games with 5 starts for the Patriots in 2021-22...All the starts – 2 in 2021 and 3 in 2022 – were at right tackle.
- » In 2023, spent most of the season on the Giants' practice squad...Active but did not play vs. Philadelphia (1/7)
- » In 2022, played in 10 games with 3 starts, both career highs...Started 3 consecutive games at right tackle – vs. Indianapolis (11/6), vs. the Jets (11/20), and at Minnesota (11/24).
- » Saw his first NFL action in 2021, when he played in 7 games with 2 starts...Made his NFL debut at the Jets (9/19)...Started at right guard at Houston (10/10) and vs. Dallas (10/17).
- » In 2020, spent the entire season on injured reserve with a knee injury.
- » In 2019, spent the season on the reserve/non-football injury list after quad surgery.

## COLLEGE

- » Played in 31 games with 30 starts at left tackle in 3 seasons at West Virginia...As a senior in 2018, named Big 12 Co-Offensive Lineman of the Year and first-team all-conference...Started 11 games and helped the Mountaineers average 512.3 total yards a game...In 2017, selected All-Big 12 2nd team after starting 13 games...In 2016, suffered a season-ending knee injury in the season opener vs. Missouri...As a redshirt freshman in 2015, played in 7 games with 6 starts...Started season's first 2 games before injuring his knee at Baylor...Redshirted in 2014.

## OFF-THE-FIELD ACTIVITY

- » Met with members from the Wounded Warriors Project during their visit to the Quest Diagnostics Training Center to watch practice and enjoy a day with the Giants.

## PERSONAL

- » Earned a bachelor's degree in multidisciplinary studies...Played offensive and defensive line at Miramar (Fla.) High School...Selected 3rd-team All-Broward County...Also played basketball...Has 3 brothers...Son of Marie Cajuste.

### YODNY CAJUSTE'S NFL REGULAR SEASON STATISTICS

DATE	TEAM	GP	GS
2019	New England	0	0
2020	New England	0	0
2021	New England	7	2
2022	New England	10	3
2023	N.Y. Giants	0	0
<b>NFL TOTALS</b>		<b>17</b>	<b>5</b>

### YODNY CAJUSTE'S NFL POSTSEASON STATISTICS

DATE	TEAM	GP	GS
2019	New England	0	0
2021	New England	0	0
<b>NFL TOTALS</b>		<b>0</b>	<b>0</b>





# CARTER COUGHLIN

ILB

HEIGHT: 6-3  
WEIGHT: 240  
COLLEGE: MINNESOTA  
HOW ACQUIRED: D7-'20  
NFL EXP.: 5TH YEAR  
GIANTS EXP.: 5TH YEAR

52

## TRANSACTIONS

- » Originally a 7th-round (218th pick overall) draft choice by the Giants in 2020.

## CAREER HIGHLIGHTS

- » In 4 seasons with the Giants, Coughlin has played in 55 regular-season games with 2 starts and played in 2 postseason games...Posted 17 tackles (13 solo), 1.0 sack, 2 quarterback hits, and 2 tackles for loss, along with 24 tackles (18 solo) on special teams.
- » In 2023, played in all 17-regular season games for the 2nd straight year...Led the Giants in special teams snaps (397) and tackles (9, all unassisted)...Had 2 special teams tackles vs. New England (11/26) and at New Orleans (12/17).
- » In 2022, played in all 17 regular-season games and 2 postseason games, primarily on special teams, where he totaled a team-high 8 tackles (7 solo) and one forced fumble...His 398 special teams snaps tied Cam Brown for the team lead...Forced a fumble on the opening kickoff that was recovered by Dane Belton vs. Carolina (9/18)...Played on special teams in the Wild Card Game at Minnesota (1/15) and NFC Divisional Playoff game at Philadelphia (1/8).
- » In 2021, Coughlin played in 7 games, totaling 2 solo tackles and 4 special teams tackles...Made 2 special teams tackles vs. Atlanta (9/26)...Suffered an ankle injury vs. Carolina (10/24) and was placed on season-ending injured reserve on Nov. 1.
- » As a rookie in 2020, Coughlin played in 14 games with 2 starts...Inactive at Chicago (9/20) with a hamstring injury and at the Rams (10/4)...Totaled 14 tackles (11 solo), 1.0 sack, 2 tackles for loss and 2 quarterback hits on defense and 3 tackles (2 solo) on special teams.
- » Made his NFL debut on special teams vs. Pittsburgh (9/14)...Recorded a memorable first career tackle when he sacked 7-time Super Bowl champion Tom Brady for an 8-yard loss in a Monday night game vs. Tampa Bay (11/2)...Had 2 solo tackles at Seattle (12/6)...Made his first career start and collected a season-high 7 tackles (5 solo), including one for loss, vs. Arizona (12/13)...Started at strongside linebacker and posted 4 tackles (3 solo) vs. Cleveland (12/20).

## COLLEGE

- » Coughlin played in 49 games with 39 starts – including starts in each of his final 38 games at right defensive end - in 4 seasons at Minnesota...Second-team All-Big Ten selection as a junior and senior...Academic all-conference selection in each of his last 3 years...Two-time winner of Minnesota's Defensive Trench Award...Coughlin finished his career with 159 tackles (107 solo)...He is 3rd in school history with 22.5 sacks and 4th with 40 tackles for loss...Also forced 7 fumbles and recovered one.
- » As a senior in 2019, started all 13 games...Collected career-high totals of 49 tackles (29 solo), including a team-leading 9.5 for loss and 4.5 sacks...In 2018, started all 13 games, finished with 48 tackles (34 solo) and led the team with career-high totals of 15 tackles for loss, 9.5 sacks and 4 four forced fumbles...In 2017, started all 12 games...Recorded 37 tackles, including a team-leading 11.5 for a loss and 6.5 sacks, plus one forced fumble...All-Big Ten Honorable Mention...In 2016, played in 11 games with one start and contributed 25 tackles (15 solo), 4 tackles for loss and 2.0 sacks.

## OFF-THE-FIELD ACTIVITY

- » Partnered with the City of East Orange during the 2021 season to support their public schools and families in need...Partnered with the American Heart Association to meet virtually with students across the tri-state area for a Play 60 conversation that focused on being active, creating healthy habits and focusing on mental health...Annually supports TeachHaiti, which empowers Haitian children through education to honor his 2 younger siblings who were adopted from Haiti.

## PERSONAL

- » Business and marketing education major...Starred at Eden Prairie (Minn.), where he was a 3-year starter on the varsity team, capturing 2 state titles and losing only one game over that stretch...Coughlin grew up a few doors down from high school teammate Ryan Connelly, a fellow linebacker who was a 5th-round draft choice of the Giants in 2019...Coughlin played on the defensive line and at linebacker and was a 3-year letter-winner for the Eagles, who ranked No. 3 in the state... Guided team to 2 state titles and a 40-game winning streak...When Coughlin was a senior in 2015, Eden Prairie was 11-1, including 9-0 in conference play...Totaled 35 tackles, including 7 for loss, 2 pass breakups and one fumble recovery...On offense, had 6 rushing attempts for 27 yards and 2 touchdowns and one reception for 46 yards and a score...Team went 13-0 in his sophomore and junior seasons...Named first-team All-state by the AP...Played in the U.S. Army All-American Bowl...Also lettered in basketball...Son of Robert and Jennie Coughlin...Married to Yossiana...Has 2 brothers (Quinn and Cullen) and 2 sisters (Kaiden and Callie)...Coughlin's father played defensive tackle for the Gophers from 1986-90 and was a 2-year letter winner...His mother played tennis for Minnesota from 1989-92 and was a 3-time all-conference

selection and 2-time team MVP...She is in the top 5 in program history for singles wins (92) and doubles victories (89)...Maternal grandfather, Tom Moe, was a wide receiver who lettered for the Gophers from 1957-59, also played baseball for the Gophers and served as the school's interim athletic director from 1999-2002...Coughlin's uncle, Mike Moe, lettered for the Gophers in the 1980s.

### CARTER COUGHLIN'S NFL REGULAR SEASON DEFENSIVE STATISTICS

DATE	TEAM	GP	GS	TACKLES							INTERCEPTIONS						O. FUMB				ST				MISC					
				TK	S	A	TFL	YDS	SK	YDS	QBH	NO	YDS	LG	TD	PD	FF	FR	TD	YDS	TK	S	A	FF	FR	S	A			
2020	N.Y. Giants	14	2	14	11	3	2	12	1.0	8.0	2	0	0	0	0	0	0	0	0	0	0	0	0	3	2	1	0	0	0	0
2021	N.Y. Giants	7	0	2	2	0	0	0	0.0	0.0	0	0	0	0	0	0	0	0	0	0	0	0	0	4	0	4	0	0	0	0
2022	N.Y. Giants	17	0	1	0	1	0	0	0.0	0.0	0	0	0	0	0	0	0	0	1	0	0	0	8	7	1	1	0	0	0	0
2023	N.Y. Giants	17	0	0	0	0	0	0	0.0	0.0	0	0	0	0	0	0	0	0	0	0	0	0	9	9	0	0	0	0	0	0
<b>NFL TOTALS</b>		<b>55</b>	<b>2</b>	<b>17</b>	<b>13</b>	<b>4</b>	<b>2</b>	<b>12</b>	<b>1.0</b>	<b>8.0</b>	<b>2</b>	<b>0</b>	<b>0</b>	<b>0</b>	<b>0</b>	<b>0</b>	<b>0</b>	<b>0</b>	<b>1</b>	<b>0</b>	<b>0</b>	<b>0</b>	<b>24</b>	<b>18</b>	<b>6</b>	<b>1</b>	<b>0</b>	<b>0</b>	<b>0</b>	<b>0</b>

### CARTER COUGHLIN'S NFL POSTSEASON DEFENSIVE STATISTICS

DATE	TEAM	GP	GS	TACKLES							INTERCEPTIONS						O. FUMB				ST				MISC						
				TK	S	A	TFL	YDS	SK	YDS	QBH	NO	YDS	LG	TD	PD	FF	FR	TD	YDS	TK	S	A	FF	FR	S	A				
2022	N.Y. Giants	2	0	0	0	0	0	0	0.0	0.0	0	0	0	0	0	0	0	0	0	0	0	0	0	0	0	0	0	0	0	0	0
<b>NFL TOTALS</b>		<b>2</b>	<b>0</b>	<b>0</b>	<b>0</b>	<b>0</b>	<b>0</b>	<b>0</b>	<b>0.0</b>	<b>0.0</b>	<b>0</b>	<b>0</b>	<b>0</b>	<b>0</b>	<b>0</b>	<b>0</b>	<b>0</b>	<b>0</b>	<b>0</b>	<b>0</b>	<b>0</b>	<b>0</b>	<b>0</b>	<b>0</b>	<b>0</b>	<b>0</b>	<b>0</b>	<b>0</b>	<b>0</b>	<b>0</b>	<b>0</b>

### SINGLE-GAME HIGHS: DEFENSIVE

**Total Tackles** 7 vs. Arizona Cardinals, Dec 13, 2020  
4 vs. Cleveland Browns, Dec 20, 2020  
2 at Seattle Seahawks, Dec 06, 2020  
1 vs. Indianapolis Colts, Jan 01, 2023  
1 vs. Los Angeles Rams, Oct 17, 2021  
...2 more at 1.

**Solo Tackles** 5 vs. Arizona Cardinals, Dec 13, 2020  
3 vs. Cleveland Browns, Dec 20, 2020  
2 at Seattle Seahawks, Dec 06, 2020  
1 vs. Los Angeles Rams, Oct 17, 2021  
1 at Dallas Cowboys, Oct 10, 2021  
...1 more at 1.

**Sacks** 1.0 vs. Tampa Bay Buccaneers, Nov 02, 2020

**Tackles For Loss** 1 vs. Arizona Cardinals, Dec 13, 2020  
1 vs. Tampa Bay Buccaneers, Nov 02, 2020

**Special Teams Tackles** 2 at New Orleans Saints, Dec 17, 2023  
2 vs. New England Patriots, Nov 26, 2023  
2 vs. Atlanta Falcons, Sep 26, 2021  
1 vs. Green Bay Packers, Dec 11, 2023  
...17 more at 1.



# D.J. DAVIDSON

DL

98

**HEIGHT:** 6-5  
**WEIGHT:** 320  
**COLLEGE:** ARIZONA STATE  
**HOW ACQUIRED:** D5-'22  
**NFL EXP.:** 3RD YEAR  
**GIANTS EXP.:** 3RD YEAR

## TRANSACTIONS

- » Originally a 5th-round (147th pick overall) draft choice by the Giants in 2022.

## CAREER HIGHLIGHTS

- » In his first 2 NFL seasons, Davidson played in 20 games with 2 starts...Totals include 17 tackles (8 solo), a half-sack, 2 passes defended, one quarterback hit, and one tackle for loss.
- » In 2023, played in 15 games with 2 starts...Inactive vs. Dallas (9/10) and at Buffalo (10/15)...Contributed 13 tackles (6 solo), a half-sack, 2 passes defended, one quarterback hit, and one tackle for loss...Split a 6-yard sack with Leonard Williams, the first of his career, at San Francisco (9/21)...Had 2 solo tackles at Dallas (11/12)...Made his first career start and had 2 tackles (one solo) vs. New England (11/26)...Started at Philadelphia (12/25) and made one unassisted tackle.
- » As a rookie in 2022, played in the first 5 games of the season for the Giants and made 4 tackles (2 solo)...Contributed 2 tackles (one solo) in his NFL debut at Tennessee (9/11)...Made one tackle vs. Carolina (9/18) and one solo stop vs. Chicago (10/2)...Tore his ACL at Green Bay (10/9) and was placed on season-ending injured reserve on Oct. 11.

## COLLEGE

- » Davidson played in 37 games with 28 starts in 4 seasons at Arizona State...Recorded 137 tackles (62 solo), 16.0 tackles for loss, 5.0 sacks, one fumble recovery and 6 passes defended...In 2021, was one of 2 Sun Devil defenders to start all 12 games...Selected 2nd-team All-Pac 12 after finishing 5th on the team with career-high totals of 57 tackles (5th on the team, including 21 solo) and 16.0 tackles for loss...Named the Curley Culp outstanding defensive linemen...In 2020, started all 4 games in a Sun Devils season that was shortened by the pandemic...Recorded 19 tackles (9 solo)...In 2019, played in 13 games with 12 starts at nose tackle...Collected 51 tackles (26 solo), 4.5 tackles for loss, 1.5 sacks and one pass defended...As a redshirt freshman in 2018, played in 8 games and tallied 10 tackles (6 solo), 3.5 stops for loss, 2.0 sacks and one pass defended...Missed 5 games with an ankle injury...Redshirted in 2017.

## PERSONAL

- » First name is DeVonta...Married to Alexis...Graduated with a degree in criminal justice in May 2021...Played in the 2022 East-West Shrine Bowl...Played at Desert Ridge High School in Mesa, Ariz., where he was a 2015 first-team all-state selection by the Arizona Republic after anchoring one of the state's strongest defenses...As a senior, played in 13 games and led his team to the state championship game by recording 67 tackles, 19.5 tackles for loss, 5.5 sacks, 4 forced fumbles, and 2 fumble recoveries, including one returned 33 yards for a touchdown vs. Chandler High School...As a junior, finished with 57 tackles, 4.0 sacks and 2 forced fumbles...Also lettered in basketball and wrestling.

### D.J. DAVIDSON'S NFL REGULAR SEASON DEFENSIVE STATISTICS

DATE	TEAM	GP	GS	TACKLES							INTERCEPTIONS						O. FUMB				ST				MISC													
				TK	S	A	TFL	YDS	SK	YDS	QBH	NO	YDS	LG	TD	PD	FF	FR	TD	YDS	TK	S	A	FF	FR	S	A											
2022	N.Y. Giants	5	0	4	2	2	0	0	0.0	0.0	0	0	0	0	0	0	0	0	0	0	0	0	0	0	0	0	0	0	0	0	0	0	0	0	0	0	0	0
2023	N.Y. Giants	15	2	13	6	7	1	4	0.5	3.0	1	0	0	0	0	2	0	0	0	0	0	0	0	0	0	0	0	0	0	0	0	0	0	0	0	0	0	
<b>NFL TOTALS</b>		<b>20</b>	<b>2</b>	<b>17</b>	<b>8</b>	<b>9</b>	<b>1</b>	<b>4</b>	<b>0.5</b>	<b>3.0</b>	<b>1</b>	<b>0</b>	<b>0</b>	<b>0</b>	<b>0</b>	<b>2</b>	<b>0</b>	<b>0</b>	<b>0</b>	<b>0</b>	<b>0</b>	<b>0</b>	<b>0</b>	<b>0</b>	<b>0</b>	<b>0</b>	<b>0</b>	<b>0</b>	<b>0</b>	<b>0</b>	<b>0</b>	<b>0</b>	<b>0</b>	<b>0</b>	<b>0</b>	<b>0</b>		

### D.J. DAVIDSON'S NFL POSTSEASON DEFENSIVE STATISTICS

DATE	TEAM	GP	GS	TACKLES							INTERCEPTIONS						O. FUMB				ST				MISC											
				TK	S	A	TFL	YDS	SK	YDS	QBH	NO	YDS	LG	TD	PD	FF	FR	TD	YDS	TK	S	A	FF	FR	S	A									
2022	N.Y. Giants	0	0	0	0	0	0	0	0.0	0.0	0	0	0	0	0	0	0	0	0	0	0	0	0	0	0	0	0	0	0	0	0	0	0	0	0	0
<b>NFL TOTALS</b>		<b>0</b>	<b>0</b>	<b>0</b>	<b>0</b>	<b>0</b>	<b>0</b>	<b>0</b>	<b>0.0</b>	<b>0.0</b>	<b>0</b>	<b>0</b>	<b>0</b>	<b>0</b>	<b>0</b>	<b>0</b>	<b>0</b>	<b>0</b>	<b>0</b>	<b>0</b>	<b>0</b>	<b>0</b>	<b>0</b>	<b>0</b>	<b>0</b>	<b>0</b>	<b>0</b>	<b>0</b>	<b>0</b>	<b>0</b>	<b>0</b>	<b>0</b>	<b>0</b>	<b>0</b>	<b>0</b>	



## SINGLE-GAME HIGHS: DEFENSIVE

<b>Total Tackles</b>	2 vs. New England Patriots, Nov 26, 2023 2 at Dallas Cowboys, Nov 12, 2023 2 at Las Vegas Raiders, Nov 05, 2023 ...1 more at 2.	<b>Passes Defensed</b>	1 vs. Seattle Seahawks, Oct 02, 2023 1 at San Francisco 49ers, Sep 21, 2023
<b>Solo Tackles</b>	2 at Dallas Cowboys, Nov 12, 2023 1 vs. Philadelphia Eagles, Jan 07, 2024 1 at Philadelphia Eagles, Dec 25, 2023 1 vs. New England Patriots, Nov 26, 2023 ...3 more at 1.	<b>Tackles For Loss</b>	1 vs. Seattle Seahawks, Oct 02, 2023
<b>Sacks</b>	0.5 at San Francisco 49ers, Sep 21, 2023		



# TOMMY DEVITO

QB

HEIGHT: 6-2  
WEIGHT: 210  
COLLEGE: ILLINOIS  
HOW ACQUIRED: UDFA  
NFL EXP.: 2ND YEAR  
GIANTS EXP.: 2ND YEAR

15

## HONORS

- » NFC Offensive Player of the Week: 2023 Week 14.

## TRANSACTIONS

- » Originally signed as a rookie free agent by the Giants on May 5, 2023...Waived on Aug. 29, 2023, and signed to the Giants' practice squad on Aug 30, 2023...Elevated to the Giants' active roster on Oct. 14, 21 and 28...Signed to the Giants' active roster on Oct. 31, 2023.

## CAREER HIGHLIGHTS

- » As a rookie in 2023, played in 9 games with 6 starts...Became the first undrafted rookie free agent quarterback to start a non-strike game for the Giants since the common draft era began in 1967...Completed 114 of 178 passes (64.0%) for 1,101 yards, a team-high 8 touchdowns, and 3 interceptions for a passer rating of 89.2...Did not throw an interception in his last 139 pass attempts...Added 36 rushing attempts for 195 yards (5.4-yard avg.) and one touchdown...Record as a starter was 3-3.
- » Among rookie quarterbacks with a minimum of 100 passing attempts in 2023, DeVito finished 2nd in touchdown percentage (4.5), completion percentage (64.0) and passer rating (88.9).
- » For 3 straight weeks (Weeks 11-14, not including Week 13 which was the bye week), DeVito recorded a 100-plus passer rating, making him the first UDFA rookie since 1970 to have 3 consecutive games with a passer rating higher than 100...Became the first Giants quarterback since Eli Manning in 2014 to record 3 straight games with a 100-plus passer rating.
- » Made his NFL debut when he replaced Tyrod Taylor (ribs) vs. the Jets (10/29)...Completed 2 of 7 passes and rushed for 12 yards on 4 carries, including a 6-yard run for the Giants' only touchdown...Played the following week at Las Vegas (11/5) when Daniel Jones went down with a knee injury...Completed 15 of 20 passes for 175 yards, 2 interceptions, and his first career touchdown, a 9-yard throw to Wan'Dale Robinson.
- » Made his first career start at Dallas (11/12)...Completed 14 of 27 passes for 86 yards, including touchdowns of 10 yards to Lawrence Cager and 2 yards to Sterling Shepard...Rushed 7 times for 41 yards.
- » Earned his first career win as a starter at Washington (11/19)...Completed 18 of 26 passes for 246 yards, 3 touchdowns, 0 interceptions and a passer rating of 137.7...The yards, touchdowns, and rating were all season bests...Became just the 4th undrafted rookie quarterback since 1960 to throw 3-plus touchdowns, 225-plus passing yards, 0 interceptions and own a passer rating of 135 or better in a game.
- » Completed 17 of 25 passes for 191 yards, one touchdown, no interceptions, and a passer rating of 103.9 in a victory against New England (11/26)...Became the 7th rookie quarterback to defeat a Patriots team led by Bill Belichick...DeVito was the only one of those 7 players who was not drafted.
- » Selected NFC Offensive Player of the Week after leading the Giants to a Monday night victory vs. Green Bay (12/11)...Completed 17 of 21 passes (season-high 81%) for 158 yards, one touchdown, and no interceptions for a passer rating of 113.9...Rushed 10 times for 71 yards...In the 74 seasons since the NFL began tracking starting quarterbacks in 1950, DeVito became the first starter in league history to complete 80% of his passes, rush for 70+ yards, commit no turnovers, and take no sacks.
- » DeVito was the 2nd undrafted rookie in the common-draft era (since 1967) with an 80+ completion percentage (minimum 15 attempts) in a game...His 71 rushing yards were the most by a Giants rookie quarterback in a game since 1960.
- » DeVito was the first Giants rookie quarterback to win 3 consecutive starts since Phil Simms won 4 in a row in 1979...He was just the 3rd undrafted rookie quarterback since the 1970 merger to win 3 starts in a season, joining Ed Rubbert, who won 3 strike-replacement games for Washington in 1987, and Pittsburgh's Devlin Hodges in 2019.
- » DeVito's passer ratings in those 3 were 137.7, 103.9 and 113.9. He was the first undrafted rookie since 1967 with a 100+ rating in 3 straight starts.
- » The only other rookie quarterback in 2023 with 3 consecutive games with ratings of 103.9 or higher (minimum 20 attempts) was Houston's C.J. Stroud, who was the 2nd overall choice in the 2023 NFL Draft and was named the NFL Offensive Rookie of the Year...The last Giants quarterback with 3 straight games with 20+ attempts and 100+ passer rating was Manning from Sept. 21-Oct. 5, 2014...DeVito was the first Giants rookie quarterback to do it.
- » DeVito led game-winning 4th-quarter drives vs. both the Patriots and Packers...He was the first undrafted rookie and the first Giants rookie to do it twice in one season.
- » DeVito was the 7th Giants quarterback selected Player of the Week and they have received a total of 16 awards: Manning and Kerry Collins (4 each), Jones (3), Phil Simms (2), and Jeff Hostetler, Kent Graham and DeVito (one each).
- » Posted season-high totals of 34 passes and 20 completions, for 177 yards, and ran 4 times for 36 yards at New Orleans (12/17)...Played the first half at Philadelphia (12/25) and completed 9 of 16 passes for 55 yards...Completed his only 2 passes for 14 yards vs. Philadelphia (1/7).

## COLLEGE

- » Spent 5 years at Syracuse – including a redshirt season in 2017 – before transferring to Illinois for his final season in 2022.
- » Completed 594 of 941 passes (63.1%) for 6,516 yards, 43 touchdowns and 16 interceptions...Also rushed for 253 yards and 10 scores...In his lone season with the Illini, started all 13 games and posted career highs in attempts (369), completions (257), passing yards (2,650), completion percentage (a school-record 69.6%) and rushing touchdowns (6)...Threw for a career-best 332 yards vs. Chattanooga...Completed 20 of 22 passes for 179 yards and 2 touchdowns at Nebraska, setting the Illinois program record and Memorial Stadium record for completion percentage (90.9)...Tied the Illini quarterback record with a career-high 3 rushing touchdowns at Wisconsin.
- » Played in 27 games with 18 starts at Syracuse...Became the starter in 2019 and threw a career-high 19 touchdown passes...Limited to 4 games in 2020 because of an ankle injury...Threw a Syracuse-record 212 consecutive passes without an interception from 2019 through the first 2 games of 2020...2019 All-ACC Academic Team...Sociology major.

### OFF-THE-FIELD ACTIVITY

- » Joined Project Kind, an organization to support those experiencing homelessness, to host an event with 125 people from the organization for a day of haircuts, spa treatments and lunch at MetLife stadium...The entire 2023 rookie class visited Harlem, where players were split into groups to visit 4 different schools and hosted a flag football clinic for 50 of the boys in the Harlem Giants program...To celebrate Halloween, dressed in costume to visit patients and distribute giftbags at Hackensack University Medical Center's Joseph M. Sanzari Children's Hospital...Continued the annual rookie Thanksgiving tradition at the Community Kitchen located at the Food Bank for New York City in Harlem to hand out turkeys and meals for people in need...Met with members from the Wounded Warriors Project during their visit to the Quest Diagnostics Training Center to watch practice and enjoy a day with the Giants.

### PERSONAL

- » Grew up in Cedar Grove, N.J., 15 minutes from Giants headquarters...Threw for 3,800 yards and 35 touchdowns at Don Bosco Prep...As a junior, led his team to a 9-3 record and the 2015 New Jersey Non-Public Group 4 state title...The Ironmen defeated St. Joseph of Montvale in the championship game played in MetLife Stadium.

#### TOMMY DEVITO'S NFL REGULAR SEASON PASSING STATISTICS

DATE	TEAM	GP	GS	ATT.	CMP.	PCT.	YDS	AVG.	TD	INT.	LG	SK	LST	RATE
2023	N.Y. Giants	9	6	178	114	64.0	1,101	6.2	8	3	41	37	196	89.2
<b>TOTALS</b>		<b>9</b>	<b>6</b>	<b>178</b>	<b>114</b>	<b>64.0</b>	<b>1,101</b>	<b>6.2</b>	<b>8</b>	<b>3</b>	<b>41</b>	<b>37</b>	<b>196</b>	<b>89.2</b>

#### TOMMY DEVITO'S NFL REGULAR SEASON RUSHING STATISTICS

DATE	TEAM	NO.	YDS.	AVG.	LG	TD
2023	N.Y. Giants	36	195	5.4	26	1
<b>TOTALS</b>		<b>36</b>	<b>195</b>	<b>5.4</b>	<b>26</b>	<b>1</b>

#### TOMMY DEVITO'S NFL REGULAR SEASON PASSING/RUSHING STATISTICS

DATE	TEAM	GP	GS	PASSING										RUSHING					
				ATT.	CMP.	PCT.	YDS	AVG.	TD	INT.	LG	SK	LST	RATE	NO.	YDS.	AVG.	LG	TD
2023	N.Y. Giants	9	6	178	114	64.0	1,101	6.2	8	3	41	37	196	89.2	36	195	5.4	26	1
<b>TOTALS</b>		<b>9</b>	<b>6</b>	<b>178</b>	<b>114</b>	<b>64.0</b>	<b>1,101</b>	<b>6.2</b>	<b>8</b>	<b>3</b>	<b>41</b>	<b>37</b>	<b>196</b>	<b>89.2</b>	<b>36</b>	<b>195</b>	<b>5.4</b>	<b>26</b>	<b>1</b>



SINGLE-GAME HIGHS: QUARTERBACK

<p><b>Pass Attempts</b></p> <p>34 at New Orleans Saints, Dec 17, 2023 27 at Dallas Cowboys, Nov 12, 2023 26 at Washington Commanders, Nov 19, 2023 25 vs. New England Patriots, Nov 26, 2023 21 vs. Green Bay Packers, Dec 11, 2023</p> <p><b>Pass Completions</b></p> <p>20 at New Orleans Saints, Dec 17, 2023 18 at Washington Commanders, Nov 19, 2023 17 vs. Green Bay Packers, Dec 11, 2023 17 vs. New England Patriots, Nov 26, 2023 15 at Las Vegas Raiders, Nov 05, 2023</p> <p><b>Yards Passing</b></p> <p>246 at Washington Commanders, Nov 19, 2023 191 vs. New England Patriots, Nov 26, 2023 177 at New Orleans Saints, Dec 17, 2023 175 at Las Vegas Raiders, Nov 05, 2023 158 vs. Green Bay Packers, Dec 11, 2023</p> <p><b>TD Passes</b></p> <p>3 at Washington Commanders, Nov 19, 2023 2 at Dallas Cowboys, Nov 12, 2023 1 vs. Green Bay Packers, Dec 11, 2023 1 vs. New England Patriots, Nov 26, 2023 1 at Las Vegas Raiders, Nov 05, 2023</p> <p><b>Long Passes</b></p> <p>41 vs. New England Patriots, Nov 26, 2023 40t at Washington Commanders, Nov 19, 2023 34 at Las Vegas Raiders, Nov 05, 2023 33 at New Orleans Saints, Dec 17, 2023 32 vs. Green Bay Packers, Dec 11, 2023</p> <p><b>Completion Percentage</b></p> <p>81.0 vs. Green Bay Packers, Dec 11, 2023 75.0 at Las Vegas Raiders, Nov 05, 2023 69.2 at Washington Commanders, Nov 19, 2023 68.0 vs. New England Patriots, Nov 26, 2023 58.8 at New Orleans Saints, Dec 17, 2023</p>	<p><b>Passer Rating</b></p> <p>137.7 at Washington Commanders, Nov 19, 2023 113.9 vs. Green Bay Packers, Dec 11, 2023 103.9 vs. New England Patriots, Nov 26, 2023 78.1 at Las Vegas Raiders, Nov 05, 2023 72.8 at New Orleans Saints, Dec 17, 2023</p> <p><b>Rush Attempts</b></p> <p>10 vs. Green Bay Packers, Dec 11, 2023 7 at Dallas Cowboys, Nov 12, 2023 5 vs. New England Patriots, Nov 26, 2023 4 at New Orleans Saints, Dec 17, 2023 4 at Las Vegas Raiders, Nov 05, 2023 ...1 more at 4.</p> <p><b>Rushing Yards</b></p> <p>71 vs. Green Bay Packers, Dec 11, 2023 41 at Dallas Cowboys, Nov 12, 2023 36 at New Orleans Saints, Dec 17, 2023 17 at Las Vegas Raiders, Nov 05, 2023 12 vs. New York Jets, Oct 29, 2023</p> <p><b>Rushing Average</b></p> <p>7.1 vs. Green Bay Packers, Dec 11, 2023 5.9 at Dallas Cowboys, Nov 12, 2023</p> <p><b>Longest Runs</b></p> <p>26 vs. Green Bay Packers, Dec 11, 2023 19 at Dallas Cowboys, Nov 12, 2023 14 at New Orleans Saints, Dec 17, 2023 14 at New Orleans Saints, Dec 17, 2023 13 vs. Green Bay Packers, Dec 11, 2023</p> <p><b>Rushing TDs</b></p> <p>1 vs. New York Jets, Oct 29, 2023</p>
--	---

2023 GAME-BY-GAME REGULAR-SEASON STATISTICS (N.Y. GIANTS)

DATE	OPPONENT	P/S	PASSING										RUSHING				W/L	SCORE		
			ATT	CMP	YDS	PCT	Y/A	Y/C	TD	INT	LG	SK/YD	RATE	ATT	YDS	LG			TD	
09/10	Dallas																		L	0-40
09/17	at Arizona																		W	31-28
09/21	at San Francisco																		L	12-30
10/02	Seattle																		L	3-24
10/08	at Miami																		L	16-31
10/15	at Buffalo																		L	9-14
10/22	Washington																		W	14-7
10/29	N.Y. Jets	P	7	2	-1	28.6	-0.1	-0.5	0	0	0	2/9	39.6	4	12	6t	1	L	10-13+	
11/05	at Las Vegas	P	20	15	175	75.0	8.8	11.7	1	2	34	6/29	78.1	4	17	5	0	L	6-30	
11/12	at Dallas	S	27	14	86	51.9	3.2	6.1	2	1	26	5/25	67.8	7	41	19	0	L	17-49	
11/19	at Washington	S	26	18	246	69.2	9.5	13.7	3	0	40t	9/45	137.7	1	7	7	0	W	31-19	
11/26	New England	S	25	17	191	68.0	7.6	11.2	1	0	41	6/29	103.9	5	6	5	0	W	10-7	
12/11	Green Bay	S	21	17	158	81.0	7.5	9.3	1	0	32	0/0	113.9	10	71	26	0	W	24-22	
12/17	at New Orleans	S	34	20	177	58.8	5.2	8.9	0	0	33	7/57	72.8	4	36	14	0	L	6-24	
12/25	at Philadelphia	S	16	9	55	56.3	3.4	6.1	0	0	14	1/2	63.3	1	5	5	0	L	25-33	
12/31	L.A. Rams																		L	25-26
01/07	Philadelphia	P	2	2	14	100.0	7.0	7.0	0	0	9	1/0	95.8	0	0	0	0	W	27-10	
<b>2023 TOTALS</b>		<b>9-6</b>	<b>178</b>	<b>114</b>	<b>1,101</b>	<b>64.0</b>	<b>6.2</b>	<b>9.7</b>	<b>8</b>	<b>3</b>	<b>41</b>	<b>37/196</b>	<b>89.2</b>	<b>36</b>	<b>195</b>	<b>26</b>	<b>1</b>	<b>6-11</b>		

+ - Overtime



# JERMAINE ELUEMUNOR

(eh-LOO-muh-norr)

HEIGHT: 6-4  
WEIGHT: 330  
COLLEGE: TEXAS A&M  
HOW ACQUIRED: FA-'24  
NFL EXP.: 8TH YEAR  
GIANTS EXP.: 1ST YEAR

# 72

## TRANSACTIONS

- » Originally a 5th-round (159th pick overall) draft choice by the Baltimore Ravens in 2017...Waived by Baltimore on Sept. 22, 2018 and signed to the Ravens' practice squad on Sept. 25, 2018...Signed to Ravens' active roster, Oct. 23, 2018...Acquired via trade by New England Patriots, Aug. 29, 2019...Signed as a free agent by the Miami Dolphins on June 14, 2021...Released by Miami on 24, 2021... Signed by the Jacksonville Jaguars on Aug. 28, 2021...Released by Jacksonville on Aug. 31, 2021...Signed by the Las Vegas Raiders on Sept. 2, 2021...Signed as a free agent by the Giants on March 13, 2024.

## CAREER HIGHLIGHTS

- » Eluemunor has played in 87 regular-season games with 45 starts – 32 at right tackle, 7 at left tackle, and 6 at right guard – for Baltimore (2017-18), New England (2019-20) and Las Vegas (2021-23)...Played in 2 postseason games...Also spent time with Miami and Jacksonville...Did not miss a game in either of the last 2 seasons.
- » In 2023, played in all 17 games with 14 starts, including 12 at right tackle and 2 at left tackle...
- » In 2022, started a career-high 17 games – 15 at right tackle and one each at left tackle and right guard...Part of an offensive line that helped the Raiders rush for 2,059 yards, their highest total since 2011.
- » In 2021, spent time with Miami and Jacksonville before joining the Raiders prior to the start of the regular season...Played in 14 regular-season games with 3 starts at right guard and played in the AFC Wild Card Game at Cincinnati (1/15).
- » In 2020, played in 12 games with 8 starts – 5 at right tackle and 3 at left tackle...Spent 3 games at injured reserve.
- » In his first season with the Patriots in 2019, played in 10 games...The only season in his career he did not start a game...Inactive for five games.
- » In 2018, played in 9 games with one start...Inactive for 2 games and spent 4 games on the team's practice squad...Started at left tackle vs Pittsburgh (11/4)...Played on special teams and as a reserve offensive lineman in the AFC Wild Card Game vs. the Chargers (1/6).
- » As a rookie in 2017, played in 8 games with 2 starts for the Ravens...Inactive for 8 games...Named to the 2017 PFWA All-Rookie Team...Played right guard for 15 snaps in his NFL debut at Jacksonville (9/24)...Made first NFL start at right guard vs. Chicago (10/15)...Also started at Minnesota (10/22).

## COLLEGE

- » Played 25 games with 13 starts in 2 years at Texas A&M after transferring from Lackawanna College in Scranton, Pa....Made 8 starts at right tackle, 4 at right guard and one at left guard...As a senior, started 12 games with 8 at right tackle and 4 at right guard...Anchored an offensive line that helped the Aggies rank No. 3 in the Southeastern Conference and No. 24 in the nation in total offense (467.0 avg.)... As a junior, played in all 13 games with one start at left guard...Redshirted one year after transferring...As a sophomore at Lackawanna College, played in 10 games and was named 2nd-team All-Northeast Conference...Helped team average 379 yards of total offense per game...As a freshman, played in 10 games.

## PERSONAL

- » Attended Morris Knolls High School in Denville, N.J., about 30 miles from MetLife Stadium...Native of London, England, where he played soccer and rugby...Played football for the first time in high school...Also lettered in wrestling, compiling a 30-7 record and reaching the New Jersey state finals as a senior...Last name is pronounced eh-LOO-muh-nor.


### JERMAINE ELUEMUNOR'S NFL REGULAR SEASON STATISTICS

DATE	TEAM	GP	GS
2017	Baltimore	8	2
2018	Baltimore	9	1
2019	New England	10	0
2020	New England	12	8
2021	Las Vegas	14	3
2022	Las Vegas	17	17
2023	Las Vegas	17	14
<b>NFL TOTALS</b>		<b>87</b>	<b>45</b>

## JERMAINE ELUEMUNOR'S NFL POSTSEASON STATISTICS

DATE	TEAM	GP	GS
2018	Baltimore	1	0
2019	New England	0	0
2021	Las Vegas	1	0
<b>NFL TOTALS</b>		<b>2</b>	<b>0</b>





# JOSHUA EZEUDU

[ee-ZOO-doo]

---

HEIGHT: 6-4  
WEIGHT: 310  
COLLEGE: NORTH CAROLINA  
HOW ACQUIRED: D3-'22  
NFL EXP.: 3RD YEAR  
GIANTS EXP.: 3RD YEAR

OL

75

### TRANSACTIONS

- » Originally a 3rd-round (67th pick overall) draft choice by the Giants in 2022.

### CAREER HIGHLIGHTS

- » Has played in 16 games with 7 starts in 2 seasons with the Giants.
- » In 2023, played in 6 games with 5 starts...Placed on injured reserve with a toe injury on Oct. 18...Started 5 consecutive games at left tackle for an injured Andrew Thomas from Sept. 17 at Arizona to Oct. 15 at Buffalo, where he was injured.
- » As a rookie in 2022, played in 10 games with 2 starts at left guard...Made his NFL debut at Tennessee (9/11)...Started for the first time at left guard in place of an injured Ben Bredeson at Seattle (10/30)...Started at left guard vs. Houston (11/13).
- » Inactive with a neck injury at Dallas (11/24), vs. Washington (12/4) and vs. Philadelphia (12/11)...Placed on injured reserve on Dec. 17.

### COLLEGE

- » In 3 seasons at UNC, Ezeudu played in 36 games with 28 starts – 20 at left guard, 6 at left tackle and 2 at right tackle...Played every position on the line except center.
- » In 2021, played in 12 games with 11 starts – 7 at left guard, 4 at left tackle...Missed one game due to injury...Team captain...All-ACC honorable mention...Blocked for an offense that averaged 35.2 points per game (3rd in the ACC), 468.2 total yards per game (4th in the ACC), including 212.5 rushing yards per game (2nd in the ACC).
- » In 2020, started all 10 games in which he played – 7 at left guard, 2 at right tackle, one at left tackle...Missed the first 2 games of the season...Selected 3rd-team All-ACC...As a redshirt freshman in 2019, played in all 13 games with 7 starts – 6 at left guard, one at left tackle...Named to ACC All-Academic Team...Made first career start at left tackle vs. Appalachian State and played a season-high 84 snaps...Started the final 5 games of the season at left guard.
- » In 2018, played vs. Western Carolina before redshirting.

### PERSONAL

- » Graduated in December 2021 with a degree in sports administration...Grew up outside of Atlanta after his mother (Fehintola) moved to the United States from Nigeria in 1999 when she was pregnant with him...Developed an early love for basketball and soccer and didn't play football until high school...Attended Archer High School in Lawrenceville, Ga., where he joined the football team as a freshman, initially on the defensive line...Moved to the offensive line as a sophomore...As a junior, became the starting right tackle before moving to left tackle as a senior in 2017, when he earned all-county honors and leading Archer to a 12-1 record, a conference title and to the Georgia 7A state quarterfinals...Son of Raphael and Fehintola Ezeudu.

#### JOSHUA EZEUDU'S NFL REGULAR SEASON STATISTICS

DATE	TEAM	GP	GS
2022	N.Y. Giants	10	2
2023	N.Y. Giants	6	5
<b>NFL TOTALS</b>		<b>16</b>	<b>7</b>

#### JOSHUA EZEUDU'S NFL POSTSEASON STATISTICS

DATE	TEAM	GP	GS
2022	N.Y. Giants	0	0
<b>NFL TOTALS</b>		<b>0</b>	<b>0</b>



# COR'DALE FLOTT

[coor-dale]

**HEIGHT: 6-2**  
**WEIGHT: 175**  
**COLLEGE: LSU**  
**HOW ACQUIRED: D3-'22**  
**NFL EXP.: 3RD YEAR**  
**GIANTS EXP.: 3RD YEAR**

CB

28

## TRANSACTIONS

- » Originally a 3rd-round (81st pick overall) draft choice by the Giants in 2022.

## CAREER HIGHLIGHTS

- » In 2 seasons with the Giants, has played in 25 regular-season games with 13 starts and played in 2 postseason games...Totals include 61 tackles (39 solo), one interception, 7 passes defended, and 2 forced fumbles.
- » In 2023, played in 14 games with 7 starts...Inactive vs. Dallas (9/10) and at San Francisco (9/21)...Did not play at Arizona (9/17)...Recorded 36 tackles (25 solo), one interception, 5 passes defended, and one forced fumble...Picked off a Dak Prescott pass for his first career interception at Dallas (11/12)...Forced a fumble by Logan Thomas that was recovered by Xavier McKinney at Washington (11/19)...Tied his career high with 5 tackles (4 solo) vs. Green Bay (12/11).
- » As a rookie in 2022, played in 11 regular-season games with 6 starts and played in both Giants' postseason games...Missed 6 games with a calf injury...Totalled 25 tackles (14 solo) and 2 passes defended.
- » Made NFL debut at Tennessee (9/11)...Recorded one solo tackle in his first career start, vs. Carolina (9/18)...Posted 4 tackles (3 solo) vs. Dallas (9/26)...Inactive vs. Chicago (10/2), at Green Bay (in London 10/9), vs. Baltimore (10/16), at Jaguars (10/23), at Seahawks (10/30)...Did not play vs. Houston (11/13).
- » In his return, forced a fumble and had one pass defended vs. Detroit (11/20)...Started at Dallas and registered a season-high 5 tackles (4 solo)...Started the final 3 games of the regular season: at Minnesota (12/24), vs. Indianapolis (1/1) and at Philadelphia, where he also broke up a pass intended for tight end Dallas Goedert in the end zone (1/8).
- » Had one pass defended in the NFC Wild Card Game at Minnesota (1/15) and played in the divisional round at Philadelphia (1/21).

## COLLEGE

- » Flott played in 35 games with 21 starts in 3 seasons at LSU...Collected 99 tackles (68 solo), 5.5 stops for loss, 12 passes defended, 1 interception and 2 forced fumbles...Played outside on the corner, in the slot and at safety...In 2021, played in 11 games with 10 starts...Finished with 41 tackles (28 solo), one interception and 4 passes defended...As a sophomore in 2020, started all 10 games...Recorded a career-high 43 tackles (31 solo), 4.5 tackles for loss, 4 pass breakups and one forced fumble...In 2019, played in 14 games with one start as a true freshman for a Tigers team that won the national championship...Had 15 tackles (9 solo), 4 passes defended and one quarterback hurry...Played in the national championship game vs. Clemson.

## PERSONAL

- » Three-year starter for Saraland (Ala.) High School...As a senior in 2018, played wide receiver and cornerback and helped his team compile a 13-2 record and advance to the Alabama Class 6A State Championship Game...Recorded 31 tackles, 3 forced fumbles, 6 pass six pass breakups and one interception...Added 180 yards and 2 touchdowns on 12 carries and 28 receptions for 502 yards and one score...In 2017, compiled 54 tackles, 20 pass breakups and 2 interceptions...Invited to play in the Alabama-Mississippi All-Star Game...Has an older brother and a sister...Brother (Wydale) was a cornerback at Southern Mississippi...Initially committed to Auburn before flipping to LSU.

### COR'DALE FLOTT'S NFL REGULAR SEASON DEFENSIVE STATISTICS

DATE	TEAM	GP	GS	TACKLES							INTERCEPTIONS					O. FUMB				ST				MISC			
				TK	S	A	TFL	YDS	SK	YDS	QBH	NO	YDS	LG	TD	PD	FF	FR	TD	YDS	TK	S	A	FF	FR	S	A
2022	N.Y. Giants	11	6	25	14	11	0	0	0.0	0.0	0	0	0	0	2	1	0	0	0	1	1	0	0	0	0	0	0
2023	N.Y. Giants	14	7	36	25	11	0	0	0.0	0.0	0	1	21	21	0	5	1	0	0	0	0	0	0	0	0	0	0
<b>NFL TOTALS</b>		<b>25</b>	<b>13</b>	<b>61</b>	<b>39</b>	<b>22</b>	<b>0</b>	<b>0</b>	<b>0.0</b>	<b>0.0</b>	<b>0</b>	<b>1</b>	<b>21</b>	<b>21</b>	<b>0</b>	<b>7</b>	<b>2</b>	<b>0</b>	<b>0</b>	<b>0</b>	<b>1</b>	<b>1</b>	<b>0</b>	<b>0</b>	<b>0</b>	<b>0</b>	<b>0</b>

**COR'DALE FLOTT'S NFL POSTSEASON DEFENSIVE STATISTICS**

DATE	TEAM	GP	GS	TACKLES								INTERCEPTIONS					O. FUMB				ST				MISC						
				TK	S	A	TFL	YDS	SK	YDS	QBH	NO	YDS	LG	TD	PD	FF	FR	TD	YDS	TK	S	A	FF	FR	S	A				
2022	N.Y. Giants	2	0	0	0	0	0	0	0	0.0	0.0	0	0	0	0	0	1	0	0	0	0	0	0	0	0	0	0	0	0	0	0
<b>NFL TOTALS</b>		<b>2</b>	<b>0</b>	<b>0</b>	<b>0</b>	<b>0</b>	<b>0</b>	<b>0</b>	<b>0</b>	<b>0.0</b>	<b>0.0</b>	<b>0</b>	<b>0</b>	<b>0</b>	<b>0</b>	<b>0</b>	<b>1</b>	<b>0</b>	<b>0</b>	<b>0</b>	<b>0</b>	<b>0</b>	<b>0</b>	<b>0</b>	<b>0</b>	<b>0</b>	<b>0</b>	<b>0</b>	<b>0</b>	<b>0</b>	

**SINGLE-GAME HIGHS: DEFENSIVE**

<b>Total Tackles</b>	6 vs. Los Angeles Rams, Dec 31, 2023	<b>Interception Return Yards</b>	21 at Dallas Cowboys, Nov 12, 2023	
	6 vs. Washington Commanders, Oct 22, 2023		<b>Special Teams Tackles</b>	1 vs. Detroit Lions, Nov 20, 2022
	5 vs. Green Bay Packers, Dec 11, 2023			
	5 at Dallas Cowboys, Nov 24, 2022			
	4 at Las Vegas Raiders, Nov 05, 2023			
...2 more at 4.				
<b>Solo Tackles</b>	4 vs. Green Bay Packers, Dec 11, 2023			
	4 at Las Vegas Raiders, Nov 05, 2023			
	4 at Dallas Cowboys, Nov 24, 2022			
	3 vs. Los Angeles Rams, Dec 31, 2023			
	...2 more at 3.			
<b>Passes Defensed</b>	2 vs. New York Jets, Oct 29, 2023			
	1 vs. Philadelphia Eagles, Jan 07, 2024			
	1 at Dallas Cowboys, Nov 12, 2023			
	1 at Miami Dolphins, Oct 08, 2023			
	...2 more at 1.			





**BRYCE  
FORD-WHEATON** WR

HEIGHT: 6-3  
WEIGHT: 220  
COLLEGE: WEST VIRGINIA  
HOW ACQUIRED: FA-'23  
NFL EXP.: 2ND YEAR  
GIANTS EXP.: 2ND YEAR

**6**

### TRANSACTIONS

- » Originally signed as a rookie free agent by the Giants on May 5, 2023

### CAREER HIGHLIGHTS

- » As a rookie in 2023, spent the season on injured reserve after tearing his ACL in a preseason game vs. the Jets (8/26).

### COLLEGE

- » Played in 44 games with 32 starts at West Virginia...Career totals include 143 receptions for 1,867 yards and 15 touchdowns...Had 3 100-yard receiving games and 3 multi-touchdown games...As a redshirt junior in 2022, started all 12 games...Selected 2nd-team All-Big 12...Led Mountaineers in receptions (62) and receiving touchdowns (7) and was 2nd in yards (675)...Opened season with 9 catches for 97 yards and 2 touchdowns at Pitt, followed by career-high totals of 11 receptions for 152 yards and 2 scores vs. Kansas...Became the first WVU player with multiple receiving touchdowns in back-to-back games since former Giant David Sills V from Oct. 25-Nov. 3, 2018...In 2021, played in 12 games with 9 starts and tied for No. 2 on the team with 42 catches, for 575 yards and 3 touchdowns...In 2020, Started all 9 games in which he played and recorded 27 catches for 416 yards and 3 touchdowns.

### OFF-THE-FIELD ACTIVITY

- » Joined Project Kind, an organization to support those experiencing homelessness, to host an event with 125 people from the organization for a day of haircuts, spa treatments and lunch at MetLife stadium...The entire 2023 rookie class visited Harlem, where players were split into groups to visit 4 different schools and hosted a flag football clinic for 50 of the boys in the Harlem Giants program...To celebrate Halloween, dressed in costume to visit patients and distribute giftbags at Hackensack University Medical Center's Joseph M. Sanzari Children's Hospital...Continued the annual rookie Thanksgiving tradition at the Community Kitchen located at the Food Bank for New York City in Harlem to hand out turkeys and meals for people in need Attended a CCNY basketball game with the boys in the Harlem Giants program and participated in games during halftime...Met with members from the Wounded Warriors Project during their visit to the Quest Diagnostics Training Center to watch practice and enjoy a day with the Giants.

### PERSONAL

- » Three-year letterman as a wide receiver and defensive back at Holly Springs (N.C.) High School...Named team offensive MVP and earned all-conference honors as a senior despite missing 6 games due to a shoulder injury...Selected to the 2017 Shrine Bowl for Team North Carolina...Also lettered in track with personal bests in the 100 meters (11.34), 200 meters (24.00) and long jump (20 feet 0 inches)...Maternal grandfather (Garrett Ford Sr.) played running back at West Virginia (1964-67) and became the first player in school history to rush for 1,000 yards.

## 2023 GAME-BY-GAME REGULAR-SEASON STATISTICS (N.Y. GIANTS)

DATE	OPPONENT	P/S	RECEIVING					RUSHING					W/L	SCORE
			NO.	YDS.	AVG.	LG	TD	NO.	YDS.	AVG.	LG	TD		
09/10	Dallas												L	0-40
09/17	at Arizona												W	31-28
09/21	at San Francisco												L	12-30
10/02	Seattle												L	3-24
10/08	at Miami												L	16-31
10/15	at Buffalo												L	9-14
10/22	Washington												W	14-7
10/29	N.Y. Jets												L	10-13+
11/05	at Las Vegas												L	6-30
11/12	at Dallas												L	17-49
11/19	at Washington												W	31-19
11/26	New England												W	10-7
12/11	Green Bay												W	24-22
12/17	at New Orleans												L	6-24
12/25	at Philadelphia												L	25-33
12/31	L.A. Rams												L	25-26
01/07	Philadelphia												W	27-10
<b>2023 TOTALS</b>		<b>0-0</b>	<b>0</b>	<b>0</b>	<b>0.0</b>	<b>0</b>	<b>0</b>	<b>0</b>	<b>0</b>	<b>0.0</b>	<b>0</b>	<b>0</b>	<b>6-11</b>	

+ - Overtime



**TOMON  
FOX**  
[tuh-man]

**OLB**

**45**

HEIGHT: 6-2  
WEIGHT: 245  
COLLEGE: NORTH CAROLINA  
HOW ACQUIRED: FA-'22  
NFL EXP.: 3RD YEAR  
GIANTS EXP.: 3RD YEAR

### TRANSACTIONS

- » Originally signed as a rookie free agent by the Giants on May 13, 2022...Released by the Giants on Aug. 29, 2023 and signed to their practice squad on Aug. 30, 2023...Elevated to the active roster on Dec. 24, 2023, and returned to the practice squad on Dec. 26, 2023...Signed to a reserve/future contract by the Giants on Jan. 10, 2024.

### CAREER HIGHLIGHTS

- » In 2 seasons with the Giants, Fox has played in 17 games with one start...Totals include 23 tackles (14 solo), 3 tackles for loss, 1.0 sack, one quarterback hit, and 2 special teams tackles.
- » In 2023, spent most of the season on the Giants' practice squad...Appeared in one game, at Philadelphia (12/25), playing 19 snaps on defense and 12 on special teams...Recorded one special teams tackle.
- » As a rookie in 2022, played in 16 regular-season games with one start and played in both Giants postseason games...Tallied 23 tackles (14 solo), 3 tackles for loss, 1.0 sack, one quarterback hit, and one special teams tackle.
- » Made his NFL debut and tackled Ryan Tannehill for his first career sack and the Giants' only sack of the game in a season-opening victory at Tennessee (9/11)...Inactive vs. Dallas (9/26)...Collected a team-high 6 solo tackles and shared the team lead with Leonard Williams with a season-best 8 total stops at Seattle (10/30)...In his inaugural start, recorded 4 solo tackles and a tackle for loss at Philadelphia (1/8).
- » Played in the Wild Card Game at Minnesota (1/15) and divisional round at Philadelphia (1/21).

### COLLEGE

- » Played in 60 games with 47 starts in 6 seasons at UNC...Totaled 164 tackles (96 solo)...Ranks 3rd in program history with 29.5 career sacks and 6th with 42 tackles for loss...Also had 4 forced fumbles and 3 fumble recoveries...In 2021, started all 13 games at outside linebacker...Selected 3rd-team All-ACC...Contributed 33 tackles (23 solo), and led the team with 9 tackles for loss and 8.5 sacks, the 5th most in the ACC...In 2020, started all 12 games and tallied 36 tackles (21 solo), 10.5 tackles for loss and 7.0 sacks...All-ACC honorable mention...Earned the team's Bill Koman Award for Outstanding Achievement in Academics, Athletics & Leadership...In 2019, started all 13 games...Collected 41 tackles (21 solo), tied for the team lead with 6.5 sacks and tied for 2nd with 9 tackles for loss...In 2018, started all 8 games in which he played...Posted 27 tackles (17 solo), 2.5 sacks, 8.5 tackles for loss, 2 fumble recoveries and one blocked field goal...In 2017, played in all 12 games and made his first 2 career starts...Had 23 tackles (13 solo) and was 2nd on the team with 4.0 sacks...As a true freshman in 2016, played in the season's first 2 games before suffering a season-ending knee injury vs. Illinois.

### OFF-THE-FIELD ACTIVITY

- » Helped kick off the opening clinic for the East Orange Recreation youth girls flag football team...Attended The Giants Foundation Golf Classic, which raised more than \$400,000...Served as a coach during the Giants Women's Club Big Blue Challenge flag football fundraiser with 50 club members to support the American Cancer Society's Breast Cancer research...Partnered with the American Heart Association to meet and play with students at the Thirteenth Ave. School in Newark, N.J., where he encouraged them to be active and create healthy habits...Met with members from the Wounded Warriors Project during their visit at the Quest Diagnostic Training Facility to watch practice and enjoy a day with the Giants...Participated in Jingle Jam, where he helped spread holiday joy to more than 500 New Jersey foster children, spending time with them and assisting with the gift distribution...Represented the Breast Cancer Research Foundation to honor his grandmother's fight with breast cancer during the NFL's Week 13 My Cause My Cleats initiative.

### PERSONAL

- » Earned a bachelor's degree in exercise and sport science...Selected first-team all-state at Collins Hill High School in Suwanee, Ga., where he registered 114 tackles (73 solo), 29 tackles for loss, 9.0 sacks, 34 quarterback hits, 4 forced fumbles and blocked 2 punts as a senior.



## TOMON FOX'S NFL REGULAR SEASON DEFENSIVE STATISTICS

DATE	TEAM	GP	GS	TACKLES								INTERCEPTIONS					O. FUMB				ST				MISC				
				TK	S	A	TFL	YDS	SK	YDS	QBH	NO	YDS	LG	TD	PD	FF	FR	TD	YDS	TK	S	A	FF	FR	S	A		
2022	N.Y. Giants	16	1	23	14	9	3	6	1.0	0.0	1	0	0	0	0	0	0	0	0	0	0	0	1	1	0	0	0	0	0
2023	N.Y. Giants	1	0	0	0	0	0	0	0.0	0.0	0	0	0	0	0	0	0	0	0	0	0	0	1	1	0	0	0	0	0
<b>NFL TOTALS</b>		<b>17</b>	<b>1</b>	<b>23</b>	<b>14</b>	<b>9</b>	<b>3</b>	<b>6</b>	<b>1.0</b>	<b>0.0</b>	<b>1</b>	<b>0</b>	<b>0</b>	<b>0</b>	<b>0</b>	<b>0</b>	<b>0</b>	<b>0</b>	<b>0</b>	<b>0</b>	<b>0</b>	<b>2</b>	<b>2</b>	<b>0</b>	<b>0</b>	<b>0</b>	<b>0</b>	<b>0</b>	

## TOMON FOX'S NFL POSTSEASON DEFENSIVE STATISTICS

DATE	TEAM	GP	GS	TACKLES								INTERCEPTIONS					O. FUMB				ST				MISC			
				TK	S	A	TFL	YDS	SK	YDS	QBH	NO	YDS	LG	TD	PD	FF	FR	TD	YDS	TK	S	A	FF	FR	S	A	
2022	N.Y. Giants	2	0	0	0	0	0	0	0.0	0.0	0	0	0	0	0	0	0	0	0	0	0	0	0	0	0	0	0	0
<b>NFL TOTALS</b>		<b>2</b>	<b>0</b>	<b>0</b>	<b>0</b>	<b>0</b>	<b>0</b>	<b>0</b>	<b>0.0</b>	<b>0.0</b>	<b>0</b>	<b>0</b>	<b>0</b>	<b>0</b>	<b>0</b>	<b>0</b>	<b>0</b>	<b>0</b>	<b>0</b>	<b>0</b>	<b>0</b>	<b>0</b>	<b>0</b>	<b>0</b>	<b>0</b>	<b>0</b>	<b>0</b>	<b>0</b>

## SINGLE-GAME HIGHS: DEFENSIVE

**Total Tackles** 8 at Seattle Seahawks, Oct 30, 2022  
 4 at Philadelphia Eagles, Jan 08, 2023  
 2 vs. Indianapolis Colts, Jan 01, 2023  
 2 at Green Bay Packers, Oct 09, 2022  
 2 vs. Chicago Bears, Oct 02, 2022

**Solo Tackles** 6 at Seattle Seahawks, Oct 30, 2022  
 4 at Philadelphia Eagles, Jan 08, 2023  
 1 vs. Detroit Lions, Nov 20, 2022  
 1 at Green Bay Packers, Oct 09, 2022  
 1 vs. Chicago Bears, Oct 02, 2022  
 ...1 more at 1.

**Tackles For Loss** 2 at Seattle Seahawks, Oct 30, 2022  
 1 at Philadelphia Eagles, Jan 08, 2023



# GRAHAM GANO

HEIGHT: 6-2  
WEIGHT: 202  
COLLEGE: FLORIDA STATE  
HOW ACQUIRED: FA-'20  
NFL EXP.: 15TH YEAR  
GIANTS EXP.: 5TH YEAR

K

9

## HONORS

- » Pro Bowl: 2017
- » NFC Special Teams Player of the Month: November 2015; October 2018
- » NFC Special Teams Player of the Week: 2010 Week 16; 2018 Week 5; 2020 Week 9; 2021 Week 7; 2022 Week 2.

## TRANSACTIONS

- » Originally signed as a rookie free agent by the Baltimore Ravens on May 8, 2009...Waived by Baltimore on Sept. 5, 2009...Signed as a free agent by Washington on Dec. 8, 2009...Waived by Washington on Aug. 28, 2012...Signed as a free agent by the Carolina Panthers on Nov. 20, 2012...Released by Carolina on July 30, 2020...Signed as a free agent by the Giants on Aug. 19, 2020.

## CAREER HIGHLIGHTS

- » Gano has played in 192 regular-season and 9 postseason games...He has made 324 of 387 field goal attempts (83.7%) and 384 of 403 extra point tries (95.3%) in the regular season...In the postseason, Gano has made 13 of 16 field goal attempts (81.3%) and all 23 of his PATs...Gano has made 43 of 64 (67.2%) of his field goal attempts from 50+ yards, with a long of 61 yards... His 324 field goals and 1,356 points were 6th among active players at the end of the 2023 season...Gano has exceeded 100 points in each of the 10 seasons in which he played at least 16 games...He has scored 62 postseason points...Was a 2017 Pro Bowler, a 2-time NFC Special Teams Player of the Month, and a 5-time conference Player of the Week.
- » In 4 seasons with the Giants, Gano has played in 58 regular-season games and 2 postseason games...He has made 100 of 114 field goal attempts, an 87.7 rate that is the 2nd-highest in Giants history among kickers with at least 50 attempts (Josh Brown, 91.7% 2013-16)...Gano has the franchise's 2nd and 6th-highest single-season field goal percentages with 96.9 (31 of 32) in 2020, and 90.6 (29 of 32) in 2022.
- » Gano is one of 5 players in Giants history to kick at least 100 field goals, joining Pete Gogolak (126), Brad Daluiso (123), Lawrence Tynes (122), and Joe Danelo (104).
- » With the Giants, Gano has made 23 of 29 attempts (79.3%) from 50 or more yards...His 23 field goals of 50+ yards are more than twice as many as any other kicker in Giants history; Danelo is 2nd with 9...Gano holds the Giants' 3 highest single-season long field goal totals with 8 in 2022, 7 in 2021, and 5 in 2020...He has kicked 2 of the 3 57-yarders in Giants history, the longest field goals in franchise history.
- » Since joining the Giants, Gano has 6 games in which he kicked 3 field goals of 40+ yards, most recently at Minnesota on Dec. 24, 2022...The other kickers in Giants history have totaled 4 such games, 2 by Josh Brown, and one each by Pete Gogolak and Matt Bahr.
- » Gano has succeeded on 78 of 82 extra points tries (95.1%) with the Giants.
- » His 378 points are the 10th-highest total in franchise history, and the 6th-highest among kickers...Hano scored 114, 104, and 119 points in his first 3 seasons with the Giants.
- » In 2 postseason games with the Giants, he has one field goal and 5 PATs for 8 points.
- » Gano's 31 field goals in 2020 were the 6th-highest total in Giants history, and his 29 3-pointers in 2021 and 2022 are the 8th-highest total...On Sept. 16, 2021, Gano kicked 5 field goals in Washington, placing him in a 10-way tie for the 2nd-most field goals in a game by a Giants kicker...Danelo holds the record with 6 at Seattle on Oct. 18, 1981.
- » Gano's 57-yard field goals at Dallas on Nov. 24, 2022, and at San Francisco on Sept. 21, 2023 tied Aldrick Rosas (Dec. 2, 2018, vs. Chicago) for the longest 3-pointer in Giants history.
- » In his 4 Giants seasons, Gano has touchbacks on 130 of 241 kickoffs (53.9%).
- » From Sept. 20, 2020, to Oct. 3, 2021, Gano made 37 consecutive field goal attempts, a Giants record that tied him with Seattle's Jason Myers for the 4th-longest streak in history and was 7 fewer than Adam Vinatieri's record of 44. The streak ended when Gano missed a 35-yard try at New Orleans...Gano shattered the previous Giants record of 29 games in a row set by Josh Brown from 2014-15.
- » Gano has kicked 3 or more field goals in a game 51 times, including 15 with the Giants, 4 or more field goals 13 times (4 with the Giants) and has one 5-field goal game (with the Giants)...Has kicked 9 game-winning field goals in the final 2 minutes of the 4th quarter or overtime.
- » Gano has kicked 2 field goals 50 yards or longer in a game 6 times in his 13-year career. All 6 are in his 3 seasons with the Giants...Gano's 6 games with multiple field goals of at least 50 yards place him 4th among active kickers, behind Arizona's Matt Prater (10) and Baltimore's Justin Tucker and Jacksonville's Brandon McManus (8 each).
- » Gano has had touchbacks on 567 of 921 kickoffs (61.6%) in the regular season and 32 of 44 (72.7%) in the playoffs.
- » When he played for Carolina (2012-18), Gano twice kicked last-second field goals that enabled the Panthers to defeat the Giants...On Oct. 7, 2018, he booted the longest field goal by an opponent in Giants history, a 63-yarder with one second remaining that gave Carolina 33-31 victory in Charlotte...It is 2 yards longer than any other field goal ever kicked against the Giants (61 yards by Philadelphia's Jake Elliott on Sept. 24, 2017 and Minnesota's Greg Joseph on Dec. 24, 2022)...It is one of 6 kicks tied for the 3rd-longest field goal in NFL history, it was then the longest game-

winning field goal in league history and was the longest field goal in Panthers history. The only longer field goals kicked were by Baltimore's Justin Tucker at Detroit in Week 3 of the 2021 season (66 yards) and Denver's Matt Prater vs. Tennessee in Week 14 of the 2013 season (64 yards).

- » On Dec. 20, 2015, Gano kicked a 43-yard field goal as time expired gave the Panthers a 38-35 victory over the Giants in MetLife Stadium... Ranks 2nd to John Kasay in Panthers history with 742 points (165 field goals, 247 PATs).

## 2023

- » In 2023, played in 8 games...Made 11 of 17 field goal attempts, including 3 of 4 from 50+ yards, and all 8 of his extra point tries for 41 points...Had touchbacks on 23 of his 28 kickoffs (82.1%)...Made both of his field goal attempts, including a franchise record-tying 57-yarder, at San Francisco (9/21)...Kicked a 55-yard field goal vs. Seattle (10/2)...Booted a season-high 3 field goals at Miami (10/8) and at Buffalo (10/15)...Placed on injured reserve on Nov. 3 with a knee injury that required surgery.

## 2022

- » In 2022, Gano played in all 17 regular-season games and 2 postseason games...Made 29 of 32 field goal attempts (90.6%) and 32 of 34 extra point tries for 119 points, the 5th-highest total of his career, his 10th 100-point season, and the most by a Giants kicker since Aldrick Rosas scored 127 points in 2018...Two of his missed attempts were a blocked kick vs. Carolina on Sept. 18 and a 58-yarder into the wind on the last play of overtime in the 20-20 tie vs. Washington on Dec. 4...Had touchbacks on 50 of 79 kickoffs (63.3%).
- » Gano set a Giants record with 8 field goals of 50+ yards, one more than he had in 2021...Gano's 8 long field goals placed him in a 3-way tie for the league's 4th-highest total. Las Vegas' Daniel Carlson had 11, and Dallas' Brett Maher, Indianapolis' Chase McLaughlin and Baltimore's Justin Tucker all had 9. Gano tied Brandon McManus, then with Denver.
- » Received his 5th career NFC Special Teams Player of the Week award – and his 2nd in as many years after a victory against Carolina - after kicking field goals of 36 and 33 yards in the first quarter and 51 and 56 yards in the 4th, the latter providing the game's decisive points with 3:34 remaining, in a 19-16 victory vs. the Panthers (9/18)...Gano has the only 2 games in Giants history in which a kicker boosted a pair of 50+-yard field goals in the 4th quarter or overtime. On Sept. 16, 2021, in Washington, he kicked 52 and 55-yarders – plus a 35-yarder – in the 4th.
- » Kicked a pair of 51-yard field goals and a 42-yarder in 4 attempts vs. Dallas (9/26)...It was the first time in his career he made two 50+-yard field goals in consecutive games and the 6th game in which a Giants kicker had 2 field goals of 50 or more yards in a game...Gano has 5 of the 6...The only other Giants kicker to do it was Raul Allegre, who kicked 53 and 52-yarders at Philadelphia on Nov. 15, 1987.
- » Tied the record for the longest field goal in Giants history with a 57-yarder at Dallas (11/24)...It was the longest field goal on the road in franchise history...Rosas kicked the Giants' only other 57-yarder, vs. Chicago on Dec. 2, 2018.
- » Kicked two 50-yard field goals at Washington (12/18) and two 44-yarders and a 55-yarder at Minnesota (12/24)...The Vikings' Greg Joseph booted a 61-yard game-winning field goal...It was the first game in Giants history in which each team kicked a field goal of at least 55 yards.
- » Booted a 25-yard field goal and 4 extra points in the NFC Wild Card Game at Minnesota (1/15).

## 2021

- » In 2021, Gano played in all 17 games for the Giants and made 29 of 33 attempts (87.9%) and all 17 of his extra point tries for 104 points, his ninth 100-point season...Gano entered the season with 30 consecutive field goal attempts and extended his streak to 37 before missing in Week 4.
- » Kicked a career-high 5 field goals at Washington (9/16), including 2 from 50+ yards...His 5 field goals made were tied for the most made in a game by a kicker in 2021...His 2 field goals vs. Atlanta (9/26), increased his consecutive successes to 37...Was wide left on a 35-yard try at New Orleans (10/3), his first unsuccessful attempt since Sept. 20, 2020 at Chicago...Later made field goals of 23 and 48 yards in an overtime victory.
- » Kicked 2 field goals from 51 yards at Dallas (10/10) to tie Joe Danelo's franchise record for the most made 50+ yard field goals...Earned NFC Player of the Week honors vs. Carolina (10/24), when he made field goals of 49, 53 and 44 yards...Converted all 3 of his field goal attempts vs. Las Vegas (11/1)...Made 3 of 4 tries, including a 51-yarder at Miami (12/5)...Made his final 4 field goal attempts of the season: 2 vs. Dallas (12/19), a 54-yarder at Philadelphia (12/26), and one at Chicago (1/2).

## 2020

- » In his first season with the Giants in 2020, Gano had one of the finest seasons of his career and by a Giants kicker...Made 31 of 32 attempts, a .9687 percentage that is the 2nd-highest in Giants history...In 2018, Rosas made 32 of 33 attempts, a success rate of .9696...Gano's .9687 percentage was the highest among the 21 NFL kickers who attempted at least 25 field goals in 2020... Gano missed more extra points (2) than field goal attempts (one) in 2020, when he made 21 of 23 PATs.
- » Gano's only miss was on a 57-yard try at Chicago (9/20)...After the miss, he made his next 30 field goal attempts, breaking Josh Brown's previous team record of 29 from 2014-15...The record-setter was a 50-yard field goal in the 4th quarter vs. Dallas (1/3)...It was Gano's fifth field goal of the season of 50 or more yards, including 4 vs. the Cowboys, which was a franchise single-season record.
- » Gano kicked field goals of 52, 42 and 47 yards vs. San Francisco (9/27) to become the 2nd kicker in Giants history with 3 field goals longer than 40 yards in a regular-season game...On Dec. 22, 2013 in Detroit, Brown kicked field goals of 41, 52 and 45 yards to become the first Giants kicker to accomplish the feat.
- » Gano tied an NFL record by becoming the first player in Giants history to kick 3 field goals of 50 or more yards in a game at Dallas (10/11)...He kicked field goals of 55, 50 and 54 yards, plus a 28-yarder...Gano was one of 3 players in 2020 to kick three 50+ yard field goals in a game...The others were Tennessee's Stephen Gostkowski (51, 54 and 55 at Minnesota on Sept. 27) and Buffalo's Tyler Bass (54, 55, 58 at Arizona on Nov. 15).
- » Received his 3rd career NFC Special Teams Player of the Week award for his contributions to the team's victory in Washington (11/8), where he kicked field goals of 38, 48 and 42 yards and 3 of his 6 kickoffs were touchbacks.

## 2019

- » In 2019, Gano did not play football because of an injury he suffered in practice to his left (plant) leg the previous year.

## 2018

- » In 2018, played in 12 games for Carolina before going on injured reserve...Converted 30 of 33 PAT attempts and 14 of 16 field goal tries for 72 points, his first sub 100-point season since 2012, his first year with the Panthers...Kicked 3 extra points and a season-high 4 field goals, including a game-winning, franchise-record 63-yarder vs. the Giants (10/7), a performance that earned him the NFC Special Teams Player of the Week and NFC Special Teams Player of the Month for October.

## 2017

- » In 2017, played in all 16 regular season games and one postseason game...Converted 29 of 30 field goal attempts for a then career high 96.7%...Turned 70 of 83 kickoffs into touchbacks, a career-best and franchise-record 84.8%...Scored 121 total points (29 field goals, 34 PATs), his 5th consecutive 100-point season...Set a career-high with 6 extra points vs. Miami (11/13)...Converted 4 of 5 field goal attempts in one postseason game, including a career and franchise playoff-long 58-yarder in an NFC Wild Card Game at New Orleans (1/7).

## 2016

- » In 2016, finished with 121 points...Kicked 30 field goals for the 2nd consecutive season (in 38 tries)...Scored 4 points vs. Minnesota (9/25) to pass



Steve Smith (454 from 2001-13) for 2nd place on the Panthers' career scoring list...Set career high with 16 points (4 field goals and 4 PATs) vs. San Francisco (9/18)...Took over punting duties for an injured Andy Lee vs. Kansas City (11/13)...Punted 4 times for 180 yards with a long of 54.

#### 2015

- » In 2015, tied for 2nd in the NFL with a Carolina-record 146 points...Kicked 30 field goals (in 36 attempts), the 5th-highest total in the NFL and the third-most in a single season in Panthers history...Added a career-high 56 extra points on 59 attempts...Named NFC Special Teams Player of the Month for November after leading the NFL in scoring (62 points) and field goals (15)...Kicked 2 game-winning field goals, a 52-yarder in overtime vs. Indianapolis (11/2) and a 43-yarder as time expired vs. the Giants (12/20)...Scored a career postseason high 22 points with 4 field goals and 10 extra points in 3 games...Booted a 39-yard field goal and one extra point in Carolina's loss to Denver in Super Bowl 50.

#### 2014

- » In 2014, made 29 of 35 (82.9%) field goal attempts and all 34 extra point tries for a Panthers-leading 121 points.

#### 2013

- » In 2013, played all 16 games for Carolina for the first time...Converted 24 of 27 (88.9%) field goal attempts and all 42 extra point tries for a team-leading 114 points...Set a franchise record and tied for the NFL lead with 6 field goals of 50 yards or more...Led the NFL with a 79.7 touchback percentage (63 of 79).

#### 2012

- » In 2012, played in 6 games in his first season with the Panthers...Finished 2nd on the team with 47 points...Kicked a 23-yard field goal in his Carolina debut at Philadelphia (11/26).

#### 2011

- » In 2011, played 16 games in his final season in Washington and led the team with 118 points...His 31 field goals (in 41 attempts) equaled the 2nd-most in franchise history...Tied the team record with 4 field goals of 50 or more yards...Booted a then-franchise record and career-long 59-yard field goal vs. San Francisco (11/6).

#### 2010

- » In 2010, hit 24 of 35 field goal attempts and all 28 PATs for 100 points, his first time hitting that mark...Tied the NFL record for the most overtime field goals in a season with 3...Named NFC Special Teams Player of the Week in Week 16 after kicking 2 extra points and 2 field goals, including the game-winning 31-yarder in overtime, at Jacksonville (12/26).

#### 2009

- » In his first NFL season in 2009, played in 4 games for Washington and made all 4 of his field goal attempts and 6 of 7 extra point tries for 18 points...Kicked 2 field goals, including a season-long 46-yarder, in his NFL debut at Oakland (12/13/09).

### COLLEGE

- » Gano was inducted into the Florida State Athletics Hall of Fame in 2022...Played in 40 games at FSU...Served as Seminoles' placekicker for just one season...In 2008, earned the Lou Groza Award as the nation's top kicker and 2nd-team All-America honors as a senior in 2008...Converted 24 of 26 field goal attempts, including 18 in a row, with a long of 53 yards...Finished first in the Football Bowl Subdivision with 24 field goals, 92.3 percent conversion rate and 5 field goals of 50 yards or more despite not playing in the first 2 games after tearing the meniscus in his right knee 2 weeks prior to the opener...Only two misses were from 50 and 52 yards... Led the nation's kickers and Atlantic Coast Conference in scoring with 105 points...Handled punting duties for three seasons...Averaged 42.1 yards on 148 punts with a long of 64 yards.

### OFF-THE-FIELD ACTIVITY

- » Honored as the New York Giants 2023 Hometown Hero at the United Way of New York City's Gridiron Gala, which raised more than \$2 million for United Way Programming...Honored as the New York Giants 2023 Salute to Service Award Recipient...Served as the Giants player ambassador for MetLife's First Responder Hats campaign to support the New York City Police Foundation's Far Rockaway and Harlem Giants, the FDNY Foundation and Port Authority Police PBA Widow's and Children's Fund...Partnered with the American Heart Association and Oakley to meet and play with students for 60 minutes and encourage them to be active and create healthy habits at Oradell (N.J.) Public School, and provided a \$1,500 equipment grant...Visited Far Rockaway (N.Y.) High School to participate in a CPR and AED training led by the FDNY foundation, in which with both boys tackle and girls flag football players were trained in CPR/AED. NYPD officers and boys from the Far Rockaway Giants were in attendance and enjoyed a pizza party after the training...Visited the American Cancer Society's Hope Lodge to spend time and share a meal with patients and their families... Joined Giants staff members at the Paramus Veteran's home to play bingo and gift Giants items to veterans...Attended a panel and lunch at the MetLife office with employees and NYPD officers to make holiday cards with gift cards for the boys and families in the Far Rockaway and Harlem Giants program...Represented the New York City Police Foundation's Far Rockaway and Harlem Giants during the NFL's Week 13 My Cause My Cleats initiative...Participated in Jingle Jam, where he helped spread holiday joy to more than 500 New Jersey foster children, spending time with them and assisting with the gift distribution.

### PERSONAL:

- » Gano and his wife, Brittany, have 5 children: Bryson, Ryder, Kayden, Riley, and Brynlee...Carolina's Ed Block Courage Award Winner in 2017...Majored in criminal justice at Florida State...Attended J.M. Tate High School in Cantonment, Fla.

## GRAHAM GANO'S NFL REGULAR SEASON KICKING STATISTICS

DATE	TEAM	GP	FGM	FGA	PCT.	LG	XP	XPA	PCT.	BLK	PTS
2009	Washington	4	4	4	100.0	46	6	7	85.7	0	18
2010	Washington	16	24	35	68.6	49	28	28	100.0	1	100
2011	Washington	16	31	41	75.6	59	25	26	96.2	5	118
2012	Carolina	6	9	11	81.8	51	20	21	95.2	0	47
2013	Carolina	16	24	27	88.9	55	42	42	100.0	1	114
2014	Carolina	16	29	35	82.9	53	34	34	100.0	1	121
2015	Carolina	16	30	36	83.3	52	56	59	94.9	4	146
2016	Carolina	16	30	38	78.9	54	31	34	91.2	0	121
2017	Carolina	16	29	30	96.7	48	34	37	91.9	0	121
2018	Carolina	12	14	16	87.5	63	30	33	90.9	0	72
2019	Carolina	0	0	0	0.0	0	0	0	0.0	0	0
2020	N.Y. Giants	16	31	32	96.9	55	21	23	91.3	0	114
2021	N.Y. Giants	17	29	33	87.9	55	17	17	100.0	0	104
2022	N.Y. Giants	17	29	32	90.6	57	32	34	94.1	1	119
2023	N.Y. Giants	8	11	17	64.7	57	8	8	100.0	1	41
<b>NFL TOTALS</b>		<b>192</b>	<b>324</b>	<b>387</b>	<b>83.7</b>	<b>63</b>	<b>384</b>	<b>403</b>	<b>95.3</b>	<b>14</b>	<b>1,356</b>

## GRAHAM GANO'S NFL POSTSEASON KICKING STATISTICS

DATE	TEAM	GP	FGM	FGA	PCT.	LG	XP	XPA	PCT.	BLK	PTS
2013	Carolina	1	1	1	100.0	24	1	1	100.0	0	4
2014	Carolina	2	3	4	75.0	47	5	5	100.0	0	14
2015	Carolina	3	4	5	80.0	48	10	10	100.0	0	22
2017	Carolina	1	4	5	80.0	58	2	2	100.0	0	14
2022	N.Y. Giants	2	1	1	100.0	25	5	5	100.0	0	8
<b>NFL TOTALS</b>		<b>9</b>	<b>13</b>	<b>16</b>	<b>81.3</b>	<b>58</b>	<b>23</b>	<b>23</b>	<b>100.0</b>	<b>0</b>	<b>62</b>

## GRAHAM GANO'S NFL REGULAR SEASON FIELD-GOAL ACCURACY STATISTICS

DATE	TEAM	1-19	PCT.	20-29	PCT.	30-39	PCT.	40-49	PCT.	50+	PCT.
2009	Washington	0-0	0.0	2-2	100.0	0-0	0.0	2-2	100.0	0-0	0.0
2010	Washington	1-1	100.0	8-10	80.0	4-7	57.1	11-14	78.6	0-3	0.0
2011	Washington	0-0	0.0	14-15	93.3	5-9	55.6	8-11	72.7	4-6	66.7
2012	Carolina	0-0	0.0	3-3	100.0	3-3	100.0	2-3	66.7	1-2	50.0
2013	Carolina	0-0	0.0	9-9	100.0	4-5	80.0	5-7	71.4	6-6	100.0
2014	Carolina	0-0	0.0	7-7	100.0	12-13	92.3	9-12	75.0	1-3	33.3
2015	Carolina	1-1	100.0	10-10	100.0	4-5	80.0	13-16	81.3	2-4	50.0
2016	Carolina	0-0	0.0	4-4	100.0	9-11	81.8	14-17	82.4	3-6	50.0
2017	Carolina	0-0	0.0	8-8	100.0	11-11	100.0	10-10	100.0	0-1	0.0
2018	Carolina	0-0	0.0	3-3	100.0	4-5	80.0	4-4	100.0	3-4	75.0
2019	Carolina	0-0	0.0	0-0	0.0	0-0	0.0	0-0	0.0	0-0	0.0
2020	N.Y. Giants	0-0	0.0	4-4	100.0	13-13	100.0	9-9	100.0	5-6	83.3
2021	N.Y. Giants	0-0	0.0	5-5	100.0	12-13	92.3	5-5	100.0	7-10	70.0
2022	N.Y. Giants	0-0	0.0	2-2	100.0	9-10	90.0	10-11	90.9	8-9	88.9
2023	N.Y. Giants	0-0	0.0	2-2	100.0	3-5	60.0	3-6	50.0	3-4	75.0
<b>NFL TOTALS</b>		<b>2-2</b>	<b>100.0</b>	<b>81-84</b>	<b>96.4</b>	<b>93-110</b>	<b>84.5</b>	<b>105-127</b>	<b>82.7</b>	<b>43-64</b>	<b>67.2</b>

## GRAHAM GANO'S NFL POSTSEASON FIELD-GOAL ACCURACY STATISTICS

DATE	TEAM	1-19	PCT.	20-29	PCT.	30-39	PCT.	40-49	PCT.	50+	PCT.
2013	Carolina	0-0	0.0	1-1	100.0	0-0	0.0	0-0	0.0	0-0	0.0
2014	Carolina	0-0	0.0	0-0	0.0	2-2	100.0	1-2	50.0	0-0	0.0
2015	Carolina	0-0	0.0	1-1	100.0	1-1	100.0	2-3	66.7	0-0	0.0
2017	Carolina	0-0	0.0	2-3	66.7	1-1	100.0	0-0	0.0	1-1	100.0
2022	N.Y. Giants	0-0	0.0	1-1	100.0	0-0	0.0	0-0	0.0	0-0	0.0
<b>NFL TOTALS</b>		<b>0-0</b>	<b>0.0</b>	<b>5-6</b>	<b>83.3</b>	<b>4-4</b>	<b>100.0</b>	<b>3-5</b>	<b>60.0</b>	<b>1-1</b>	<b>100.0</b>

## GANO'S REGULAR SEASON TOUCHBACKS STATISTICS

DATE	TEAM	KO	TB	PCT
2009	WAS	16	3	18.8
2010	WAS	71	9	12.7
2011	WAS	70	32	45.7
2012	CAR	35	20	57.1
2013	CAR	79	63	79.7
2014	CAR	79	61	77.2
2015	CAR	102	69	67.6
2016	CAR	85	63	74.1
2017	CAR	82	70	85.4
2018	CAR	61	47	77.0
2020	NYG	70	30	42.9
2021	NYG	64	27	42.2
<b>NFL TOTALS</b>		<b>814</b>	<b>494</b>	<b>60.7</b>

### GANO'S POSTSEASON TOUCHBACKS STATISTICS

DATE	TEAM	KO	TB	PCT
2013	CAR	3	3	100.0
2014	CAR	9	5	55.6
2015	CAR	18	11	61.1
2017	CAR	6	6	69.5
<b>NFL TOTALS</b>		<b>36</b>	<b>25</b>	

### SINGLE-GAME HIGHS: KICKER

<p><b>Field Goals Made</b> 5 at Washington Commanders, Sep 16, 2021 4 vs. Carolina Panthers, Sep 18, 2022 4 at Cincinnati Bengals, Nov 29, 2020 4 at Dallas Cowboys, Oct 11, 2020 ...9 more at 4.</p> <p><b>Field Goal Attempts</b> 6 at Tennessee Titans, Nov 21, 2010 5 at Washington Commanders, Sep 16, 2021 5 at Washington Commanders, Dec 19, 2016 5 at Dallas Cowboys, Nov 26, 2015 ...2 more at 5.</p> <p><b>Longest Field Goals Made</b> 63 vs. New York Giants, Oct 07, 2018 59 vs. San Francisco 49ers, Nov 06, 2011 57 at San Francisco 49ers, Sep 21, 2023 57 at Dallas Cowboys, Nov 24, 2022 56 vs. Carolina Panthers, Sep 18, 2022</p> <p><b>Longest Field Goal Attempts</b> 63 vs. New York Giants, Oct 07, 2018 63 vs. Atlanta Falcons, Nov 16, 2014 59 vs. San Francisco 49ers, Nov 06, 2011 58 vs. Washington Commanders, Dec 04, 2022 58 at Tampa Bay Buccaneers, Jan 01, 2017</p> <p><b>PATs Made</b> 6 vs. Tampa Bay Buccaneers, Nov 04, 2018 6 vs. Miami Dolphins, Nov 13, 2017 5 vs. Indianapolis Colts, Jan 01, 2023 5 vs. Tampa Bay Buccaneers, Jan 03, 2016 ...8 more at 5.</p> <p><b>PAT Attempts</b> 6 vs. Tampa Bay Buccaneers, Nov 04, 2018 6 vs. Miami Dolphins, Nov 13, 2017 6 at New Orleans Saints, Dec 06, 2015 5 vs. Indianapolis Colts, Jan 01, 2023 ...9 more at 5.</p>	<p><b>Points</b> 17 at Washington Commanders, Sep 16, 2021 16 vs. San Francisco 49ers, Sep 18, 2016 15 vs. New York Giants, Oct 07, 2018 15 at Dallas Cowboys, Nov 26, 2015 14 at Dallas Cowboys, Oct 11, 2020 ...5 more at 14.</p> <p><b>Special Teams Tackles</b> 2 vs. Minnesota Vikings, Dec 24, 2011 1 vs. Indianapolis Colts, Jan 01, 2023 1 at Philadelphia Eagles, Oct 22, 2020 1 at Seattle Seahawks, Dec 04, 2016 ...11 more at 1.</p> <p><b>Kickoff Average</b> 70.3 at Oakland Raiders, Dec 13, 2009 69.1 vs. Houston Texans, Sep 19, 2010 68.7 at Tennessee Titans, Nov 21, 2010 68.3 at Atlanta Falcons, Dec 28, 2014 68.2 vs. Philadelphia Eagles, Nov 15, 2010</p> <p><b>Extra Point Attempt Percentage</b> 100.0 vs. Indianapolis Colts, Jan 01, 2023 100.0 vs. Tampa Bay Buccaneers, Nov 04, 2018 100.0 vs. Miami Dolphins, Nov 13, 2017 ...8 more at 100.0.</p> <p><b>Field Goal Percentage</b> 100.0 vs. Carolina Panthers, Sep 18, 2022 100.0 at Washington Commanders, Sep 16, 2021 100.0 at Cincinnati Bengals, Nov 29, 2020 ...7 more at 100.0.</p> <p><b>Touchbacks</b> 7 vs. Tampa Bay Buccaneers, Jan 03, 2016 7 at Dallas Cowboys, Nov 26, 2015 7 at New Orleans Saints, Dec 07, 2014 6 at Minnesota Vikings, Dec 24, 2022 ...17 more at 6.</p>
---	---



## SINGLE-GAME HIGHS - POSTSEASON: KICKER

<b>Field Goals Made</b>	4 at New Orleans Saints, Jan 07, 2018 2 vs. Arizona Cardinals, Jan 24, 2016 2 vs. Arizona Cardinals, Jan 03, 2015 1 at Minnesota Vikings, Jan 15, 2023 1 at Denver Broncos, Feb 07, 2016 ...3 more at 1.	<b>Points</b>	14 at New Orleans Saints, Jan 07, 2018 11 vs. Arizona Cardinals, Jan 24, 2016 9 vs. Arizona Cardinals, Jan 03, 2015 7 at Minnesota Vikings, Jan 15, 2023 7 vs. Seattle Seahawks, Jan 17, 2016
<b>Field Goal Attempts</b>	5 at New Orleans Saints, Jan 07, 2018 3 vs. Arizona Cardinals, Jan 03, 2015 2 at Denver Broncos, Feb 07, 2016 2 vs. Arizona Cardinals, Jan 24, 2016 1 at Minnesota Vikings, Jan 15, 2023 ...3 more at 1.	<b>Special Teams Tackles</b>	1 vs. Arizona Cardinals, Jan 03, 2015
<b>Longest Field Goals Made</b>	58 at New Orleans Saints, Jan 07, 2018 48 vs. Seattle Seahawks, Jan 17, 2016 47 vs. Arizona Cardinals, Jan 03, 2015 45 vs. Arizona Cardinals, Jan 24, 2016 39 at Denver Broncos, Feb 07, 2016	<b>Kickoff Average</b>	66.3 vs. Arizona Cardinals, Jan 24, 2016 65.5 vs. Seattle Seahawks, Jan 17, 2016 65.2 at Minnesota Vikings, Jan 15, 2023 65.1 vs. Arizona Cardinals, Jan 03, 2015 65.0 at New Orleans Saints, Jan 07, 2018
<b>Longest Field Goal Attempts</b>	58 at New Orleans Saints, Jan 07, 2018 48 vs. Seattle Seahawks, Jan 17, 2016 47 vs. Arizona Cardinals, Jan 03, 2015 45 vs. Arizona Cardinals, Jan 24, 2016 44 at Denver Broncos, Feb 07, 2016	<b>Extra Point Attempt Percentage</b>	100.0 vs. Arizona Cardinals, Jan 24, 2016
<b>PATs Made</b>	5 vs. Arizona Cardinals, Jan 24, 2016 4 at Minnesota Vikings, Jan 15, 2023 4 vs. Seattle Seahawks, Jan 17, 2016 3 vs. Arizona Cardinals, Jan 03, 2015 2 at New Orleans Saints, Jan 07, 2018 ...1 more at 2.	<b>Field Goal Percentage</b>	80.0 at New Orleans Saints, Jan 07, 2018
<b>PAT Attempts</b>	5 vs. Arizona Cardinals, Jan 24, 2016 4 at Minnesota Vikings, Jan 15, 2023 4 vs. Seattle Seahawks, Jan 17, 2016 3 vs. Arizona Cardinals, Jan 03, 2015 2 at New Orleans Saints, Jan 07, 2018 ...1 more at 2.	<b>Touchbacks</b>	7 vs. Arizona Cardinals, Jan 24, 2016 6 at New Orleans Saints, Jan 07, 2018 5 at Minnesota Vikings, Jan 15, 2023 4 vs. Arizona Cardinals, Jan 03, 2015 3 vs. Seattle Seahawks, Jan 17, 2016 ...1 more at 3.



# JAMIE GILLAN

HEIGHT: 6-1  
 WEIGHT: 207  
 COLLEGE: ARKANSAS-PINE BLUFF  
 HOW ACQUIRED: FA-'22  
 NFL EXP.: 6TH YEAR  
 GIANTS EXP.: 3RD YEAR

P

6

## HONORS

- » AFC Special Teams Player of the Week: 2019 Week 2
- » AFC Special Teams Player of the Month: September 2019
- » NFC Special Teams Player of the Week: 2023 Week 18

## TRANSACTIONS

- » Originally signed as an undrafted free agent by the Cleveland Browns on May 3, 2019...Released by Cleveland on Dec. 22, 2021...Signed to the Buffalo Bills' practice squad on Dec. 24, 2021...Released by Buffalo on Jan. 31, 2022...Signed as a free agent by the Giants on Feb. 7, 2022.

## CAREER HIGHLIGHTS

- » Has played in 77 regular-season games and 4 postseason games for Cleveland and the Giants...In the regular season, he has a 45.6-yard gross average and a 40.7-yard net average on 325 punts, including a long kick of 74 yards, 118 punts inside the 20 and 22 touchbacks...Has kicked a 40-yard field goal on 2 attempts, 3 kickoffs, 2 rushing attempts for minus-2 yards and one fumble recovery...In the postseason, has a 42.8-yard gross average and a 41.1-yard net average on 14 punts, including a long kick of 48 yards and 5 punts inside the 20.
- » Named AFC Special Teams Player of the Week, 2019 Week 2 and AFC Special Teams Player of the Month for September 2019, as well as NFC Special Teams Player of the Week in Week 18 of the 2023 season...Selected to the 2019 PFWA All-Rookie team...Set Browns single-season net punting record with a 41.6-yard average in 2019.
- » In 2023, punted a career-high 95 times for a 46.0-yard gross average and a career-best 42.3-yard net average...That latter figure was a franchise single-season record (since 1976, when net average became an official statistic) – Riley Dixon held the former mark with a 42.0-yard net average in 2019...Gillan ranked 12th in the league in that category...He had only 4 touchbacks.
- » Placed a career-high 35 punts inside the 20-yard line...Gillan's 95 punts and 35 inside were each the league's 3rd-highest total.
- » Tallied a season-high 49.0-yard net average on 6 punts at San Francisco (9/21)...Booted a career-high 13 punts – 5 more than his previous high total – for a 44.2-yard gross average and a 40.7-yard net average vs. the Jets (10/29)...Punted 8 times for a 45.4-yard gross average and a 40.3-yard net average and kicked a career-long 74-yard punt vs. New England (11/26)...The 74-yarder was the longest kick by a Giants' punter since Rodney Williams' franchise record 90-yarder at Denver on Sept. 10, 2001...It tied for the 2nd-longest punt in franchise history with 74-yarders by Len Younce vs. the Chicago Bears on Nov. 14, 1943, and Don Chandler at Dallas on Oct. 11, 1964.
- » Punted 5 times for 238 yards for a 40.6-yard net average at New Orleans (12/17)...Assumed placekicking duties when Randy Bullock injured his hamstring on the kickoff following his 56-yard field goal in the first quarter...It was the first field goal and 2nd attempt of Gillan's career...Return specialist Gunner Olszewski was the emergency holder on the field goal...Gillan's first field goal attempt was for the Cleveland Browns against the Jets on Dec. 27, 2020 in MetLife Stadium – also on the final play of the first half. Gillan's 61-yard try was short and to the right...He did kick a 31-yard field goal in a preseason game vs. the Cincinnati Bengals on Aug. 21, 2022.
- » It was the first game in which 2 different Giants players kicked field goals since Oct. 23, 1994, when David Treadwell booted a 19-yarder and Brad Daluiso added a 49-yarder in a 10-6 loss to the Pittsburgh Steelers.
- » Named AFC Special Teams Player of the Week for his outstanding performance in a victory vs. Philadelphia (1/7)...Gillan averaged 46.5 gross yards and 44.0 net yards on 5 punts...Four of Gillan's punts were downed or fair caught inside the 20-yard line, including one at the 9...The fifth punt was fielded at the 11-yard line and returned 8 yards to the 19...Gillan's longest kick was 55 yards.
- » In 2022, played in all 17 regular-season games and both Giants postseason games...Punted 74 times for a 46.8-yard gross average and a 40.1-yard net average...Placed 26 punts inside the 20-yard line and had 9 touchbacks...Twice kicked a season-long 69-yard punt – at Tennessee (9/11) and at Seattle (10/30)...Also had a 67-yard punt vs. Carolina (9/18)...Booted a season-high 7 punts vs. Washington (12/4).
- » In the postseason, averaged 43.7 yards on 7 punts, none of which were returned...Tied his career postseason long with a 48-yarder in the NFC Divisional Playoff Game at Philadelphia (1/21).
- » In 2021, played in 12 games for the Browns...Punted 42 times for a 43.9-yard gross average and a 39.5-yard net average...Longest punt was 65 yards...Placed 15 punts inside the 20-yard line and had one touchback...Booted a season-high 7 punts at Minnesota (10/3)...Had season-high averages – minimum 3 punts - of 51.7 gross yards on 3 punts vs. Denver and 47.3 net yards at New England (11/14).
- » In 2020, played in all 16 regular-season games for the 2nd consecutive season and in 2 postseason games...Recorded a 44.0-yard gross average and a 38.3-yard net average on 51 punts...Tallied season-best averages of 46.3 gross yards and 45.3 net yards (minimum 3 punts) vs. Pittsburgh (1/3)...Attempted a 61-yard field goal that was short on the final play of the first half at the Jets (12/27)...Posted averages of 41.9 gross yards and 38.4 net yards on 7 postseason punts.
- » As a rookie in 2019, played in all 16 games...Finished with career-high totals of 63 punts, a 46.2-yard gross average, a Browns-record 41.6-yard net average, 28 punts inside the 20 (5th in Browns history) and 5 touchbacks...One of 2 undrafted free agents selected to the 2019 PFWA All-Rookie

team...Named AFC Special Teams Player of the Week after posting a net average of 37.7 yards and dropping 5 of 6 punts inside the 20 at the Jets (9/16)...Selected AFC Special Teams Player of the Month for September 2019 – his first month in the NFL - when he had gross and net averages of 40.6 yards...Kicked a career-high 8 punts vs. Pittsburgh (11/14).

## COLLEGE

- » Selected first-team all-Southwest Conference as a punter in 2017-18 and as a kicker in 2018 at Arkansas-Pine Bluff...In 43 games in 4 seasons, Gillan averaged 42.2 yards on 214 punts...Averaged a career-best 43.4 yards on 59 kicks in 2017...As a senior in 2018, tied his career high with 71 punts and averaged 42.5 yards, including a career-long 80-yard kick...Converted 46 of 74 field goal attempts (62.2%) and 77 of 85 PATs (90.6%) for 215 points...Scored a career-high 82 points in his senior season, when he made 20 of 29 field goal tries (career-best 69.0%) and 22 of 26 PATs (84.6%)...Rushed for 52 yards on 5 career attempts...Added 13 tackles (9 solo).

## PERSONAL

- » Earned a degree in physical education from Arkansas-Pine Bluff... Native of Inverness, Scotland who moved to the United States as a teenager...Nicknamed "The Scottish Hammer" by his high school football coach...Grew up playing rugby and played for Highland Rugby Club, before attending and playing rugby for Merchiston Castle School in Edinburgh...Did not play football until midway through his senior season at Leonardtown (Md.) High School...Wants to play rugby professionally after his NFL career...Earned a full scholarship to Arkansas-Pine Bluff after a friend submitted his highlight tape without his knowledge after seeing a Facebook post looking for a kicker after Arkansas-Pine Bluff had de-committed...Father, Colin, was a longtime member of the Royal Air Force.

### JAMIE GILLAN'S NFL REGULAR SEASON PUNTING STATISTICS

DATE	TEAM	GP	NO.	YDS.	AVG.	OPP. RET.	YDS.	NET YDS.	AVG.	TB	IN20	LG	BK
2019	Cleveland	16	63	2,913	46.2	20	151	2,662	41.6	5	28	71	1
2020	Cleveland	16	51	2,244	44.0	25	229	1,955	38.3	3	14	59	0
2021	Cleveland	12	42	1,842	43.9	30	162	1,660	39.5	1	15	65	0
Went from <b>Cleveland</b> to <b>Buffalo</b> .													
2021	Buffalo	0	0	0	0.0	0	0	0	0.0	0		0	0
2021	TOTAL	12	42	1,842	43.9	30	162	1,660	39.5	1	15	65	0
2022	N.Y. Giants	17	74	3,463	46.8	28	277	3,006	40.1	9	26	69	1
2023	N.Y. Giants	17	95	4,372	46.0	39	270	4,022	42.3	4	35	74	0
<b>NFL TOTALS</b>		<b>78</b>	<b>325</b>	<b>14,834</b>	<b>45.6</b>	<b>142</b>	<b>1,089</b>	<b>13,305</b>	<b>40.7</b>	<b>22</b>	<b>118</b>	<b>74</b>	<b>2</b>

### JAMIE GILLAN'S NFL POSTSEASON PUNTING STATISTICS

DATE	TEAM	GP	NO.	YDS.	AVG.	OPP. RET.	YDS.	NET YDS.	AVG.	TB	IN20	LG	BK
2020	Cleveland	2	7	293	41.9	3	24	269	38.4	0	3	48	0
2021	Buffalo	0	0	0	0.0	0	0	0	0.0	0		0	0
2022	N.Y. Giants	2	7	306	43.7	1	0	306	43.7	0	2	48	0
<b>NFL TOTALS</b>		<b>4</b>	<b>14</b>	<b>599</b>	<b>42.8</b>	<b>4</b>	<b>24</b>	<b>575</b>	<b>41.1</b>	<b>0</b>	<b>5</b>	<b>48</b>	<b>0</b>

Additional statistics: 2019 – 2 kickoffs; 2020 – one kickoff, one field goal attempt (61 yards, short), one rushing attempt for minus-2 yards; 2021 – one rushing attempt for zero yards, one fumble recovery.



## SINGLE-GAME HIGHS: PUNTER

<b>Punts</b>	13 vs. New York Jets, Oct 29, 2023 8 vs. New England Patriots, Nov 26, 2023 8 vs. Washington Commanders, Oct 22, 2023 8 vs. Pittsburgh Steelers, Nov 14, 2019 7 at Washington Commanders, Nov 19, 2023 ...4 more at 7.	<b>Longest Punts</b>	74 vs. New England Patriots, Nov 26, 2023 71 at San Francisco 49ers, Oct 07, 2019 69 at Seattle Seahawks, Oct 30, 2022 69 at Tennessee Titans, Sep 11, 2022 67 vs. Carolina Panthers, Sep 18, 2022
<b>Gross Punting Yards</b>	549 vs. New York Jets, Oct 29, 2023 397 at San Francisco 49ers, Oct 07, 2019 395 vs. Washington Commanders, Oct 22, 2023 366 vs. Pittsburgh Steelers, Nov 14, 2019 363 vs. New England Patriots, Nov 26, 2023	<b>Inside the 20</b>	5 vs. New York Jets, Oct 29, 2023 5 at Tennessee Titans, Sep 11, 2022 5 at New York Jets, Sep 16, 2019 4 vs. Philadelphia Eagles, Jan 07, 2024 ...3 more at 4.
<b>Gross Punting Avg</b>	56.7 at San Francisco 49ers, Oct 07, 2019 54.6 vs. Chicago Bears, Oct 02, 2022 53.7 at Seattle Seahawks, Oct 30, 2022 53.6 vs. Seattle Seahawks, Oct 02, 2023 53.3 vs. Dallas Cowboys, Sep 10, 2023 ...1 more at 53.3.	<b>Rush Attempts</b>	1 vs. Philadelphia Eagles, Dec 11, 2022 1 at Green Bay Packers, Oct 09, 2022 1 at Kansas City Chiefs, Sep 12, 2021 ...1 more at 1.
<b>Net Punting Yards</b>	529 vs. New York Jets, Oct 29, 2023 362 vs. Washington Commanders, Oct 22, 2023 345 at San Francisco 49ers, Oct 07, 2019 322 vs. New England Patriots, Nov 26, 2023 321 at Dallas Cowboys, Nov 12, 2023	<b>Special Teams Tackles</b>	1 vs. Dallas Cowboys, Sep 26, 2022 1 at Baltimore Ravens, Nov 28, 2021 1 at Cincinnati Bengals, Nov 07, 2021 ...2 more at 1.
<b>Net Punting Avg</b>	51.5 at Cincinnati Bengals, Dec 29, 2019 49.8 at Buffalo Bills, Oct 15, 2023 49.3 at San Francisco 49ers, Oct 07, 2019 49.0 at San Francisco 49ers, Sep 21, 2023 47.7 vs. Dallas Cowboys, Sep 10, 2023 ...1 more at 47.7.		

## SINGLE-GAME HIGHS - POSTSEASON: PUNTER

<b>Punts</b>	5 at Philadelphia Eagles, Jan 21, 2023 5 at Pittsburgh Steelers, Jan 10, 2021 2 at Minnesota Vikings, Jan 15, 2023 2 at Kansas City Chiefs, Jan 17, 2021	<b>Net Punting Avg</b>	43.2 at Philadelphia Eagles, Jan 21, 2023 36.4 at Pittsburgh Steelers, Jan 10, 2021
<b>Gross Punting Yards</b>	216 at Philadelphia Eagles, Jan 21, 2023 198 at Pittsburgh Steelers, Jan 10, 2021 95 at Kansas City Chiefs, Jan 17, 2021 90 at Minnesota Vikings, Jan 15, 2023	<b>Longest Punts</b>	48 at Philadelphia Eagles, Jan 21, 2023 48 at Kansas City Chiefs, Jan 17, 2021 47 at Minnesota Vikings, Jan 15, 2023 46 at Pittsburgh Steelers, Jan 10, 2021
<b>Gross Punting Avg</b>	43.2 at Philadelphia Eagles, Jan 21, 2023 39.6 at Pittsburgh Steelers, Jan 10, 2021	<b>Inside the 20</b>	2 at Pittsburgh Steelers, Jan 10, 2021 1 at Philadelphia Eagles, Jan 21, 2023 1 at Minnesota Vikings, Jan 15, 2023 1 at Kansas City Chiefs, Jan 17, 2021
<b>Net Punting Yards</b>	216 at Philadelphia Eagles, Jan 21, 2023 182 at Pittsburgh Steelers, Jan 10, 2021 90 at Minnesota Vikings, Jan 15, 2023 87 at Kansas City Chiefs, Jan 17, 2021		

## 2023 GAME-BY-GAME REGULAR-SEASON STATISTICS (N.Y. GIANTS)

DATE	OPPONENT		NO.	YDS.	AVG.	OPP. RET.	YDS.	NET YDS.	AVG	TB	IN20	LG	BK	W/L	SCORE
09/10	Dallas	P	3	160	53.3	2	17	143	47.7	0	0	62	0	L	0-40
09/17	at Arizona	P	3	111	37.0	1	0	111	37.0	0	1	42	0	W	31-28
09/21	at San Francisco	P	6	316	52.7	3	22	294	49.0	0	1	60	0	L	12-30
10/02	Seattle	P	5	268	53.6	1	23	225	45.0	1	2	61	0	L	3-24
10/08	at Miami	P	4	161	40.3	0	0	161	40.3	0	3	49	0	L	16-31
10/15	at Buffalo	P	4	202	50.5	1	3	199	49.8	0	2	64	0	L	9-14
10/22	Washington	P	8	395	49.4	6	33	362	45.3	0	2	58	0	W	14-7
10/29	N.Y. Jets	P	13	549	42.2	3	20	529	40.7	0	5	58	0	L	10-13+
11/05	at Las Vegas	P	4	169	42.3	1	6	163	40.8	0	1	48	0	L	6-30
11/12	at Dallas	P	7	350	50.0	3	9	321	45.9	1	2	58	0	L	17-49
11/19	at Washington	P	7	318	45.4	4	0	298	42.6	1	2	56	0	W	31-19
11/26	New England	P	8	363	45.4	4	21	322	40.3	1	4	74	0	W	10-7
12/11	Green Bay	P	4	164	41.0	3	7	157	39.3	0	3	50	0	W	24-22
12/17	at New Orleans	P	5	238	47.6	3	35	203	40.6	0	1	53	0	L	6-24
12/25	at Philadelphia	P	4	158	39.5	3	66	92	23.0	0	1	44	0	L	25-33
12/31	L.A. Rams	P	5	222	44.4	0	0	222	44.4	0	1	52	0	L	25-26
01/07	Philadelphia	P	5	228	45.6	1	8	220	44.0	0	4	55	0	W	27-10
<b>2023 TOTALS</b>		<b>17</b>	<b>95</b>	<b>4,372</b>	<b>46.0</b>	<b>39</b>	<b>270</b>	<b>4,022</b>	<b>42.3</b>	<b>4</b>	<b>35</b>	<b>74</b>	<b>0</b>	<b>6-11</b>	

+ - Overtime



# ERIC GRAY

RB

HEIGHT: 5-10  
WEIGHT: 211  
COLLEGE: OKLAHOMA  
HOW ACQUIRED: D5-'23  
NFL EXP.: 2ND YEAR  
GIANTS EXP.: 2ND YEAR

20

## TRANSACTIONS

- » Originally a 5th-round (172nd pick overall) draft choice by the Giants in 2023.

## CAREER HIGHLIGHTS

- » As a rookie in 2023, played in 13 games...Rushed 17 times for 48 yards and caught 6 passes for 22 yards...Returned 7 punts for 28 yards with a long of 14...Also returned 4 kickoffs for 58 yards (14.5 avg.)...Missed 4 games (Oct. 29-Nov. 19) while on injured reserve with a calf injury.
- » Returned one punt for 7 yards in his NFL debut vs. Dallas (9/10)...Had one return for 14 yards at Arizona (9/17)...Saw first action on offense at Miami (10/8) and rushed 12 times for 25 yards, both season highs, caught one pass for one yard, and returned one kickoff for 20 yards...Injured his calf vs. Washington (10/22).
- » Returned to the field vs. New England (11/26) and played 2 snaps on offense and 2 snaps on special teams...Rushed one time for 2 yards vs. the Rams (12/31)...Gained 19 yards on 3 carries vs. Philadelphia (1/7).

## COLLEGE

- » Played 2 years at Tennessee before transferring to Oklahoma for his final 2 seasons...Played 47 games with 24 starts...Career totals included 549 rushing attempts for 3,089 yards (5.6-yard avg.) and 21 touchdowns, and 99 receptions for 827 yards (8.4-yard avg.) and 5 scores.
- » In 2022, started all 12 regular-season games before opting out of the Cheez-It Bowl...Recorded career-high totals with 213 rushing attempts for 1,336 yards and 11 touchdowns, plus 33 catches (for 229 yards, tying the 2nd-highest figure of his career)...Had a conference-best 43 carries of at least 10 yards and registered eight 100-yard rushing games...All-Big 12 2nd-team selection...Academic All-Big 12 first-team honoree...One of 3 recipients of program's Don Key Award (presented for excellence on and off the field).
- » In his first season at Oklahoma in 2021, played in all 13 games with 6 starts...Rushed for 412 yards and 2 touchdowns on 78 carries and added 23 receptions for 229 yards and 2 scores.
- » In 2020 at Tennessee, played in 9 games with 5 starts...Scored a team-high 6 touchdowns (4 rushing, 2 receiving)...Ranked 8th in the SEC with 772 rushing yards, on 157 carries (4.9 yard avg.)...Led Vols in rushing in 7 of his 9 games and surpassed 100 rushing yards in 4 contests...Ranked 2nd on team with 30 receptions for a career-high 254 yards...As a freshman in 2019, was named to first-year SEC Academic Honor Roll...Played in all 13 games and led the team with 4 rushing touchdowns...Averaged 5.3 yards per carry and finished 2nd on the team with 539 rushing yards on 101 carries...Caught 13 passes for 115 yards and one touchdown.

## OFF-THE-FIELD ACTIVITY

- » Joined Project Kind, an organization to support those experiencing homelessness, to host an event with 125 people from the organization for a day of haircuts, spa treatments and lunch at MetLife stadium...The entire 2023 rookie class visited Harlem, where players were split into groups to visit 4 different schools and hosted a flag football clinic for 50 of the boys in the Harlem Giants program...To celebrate Halloween, dressed in costume to visit patients and distribute giftbags at Hackensack University Medical Center's Joseph M. Sanzari Children's Hospital...Continued the annual rookie Thanksgiving tradition at the Community Kitchen located at the Food Bank for New York City in Harlem to hand out turkeys and meals for people in need...Met with members from the Wounded Warriors Project during their visit to the Quest Diagnostics Training Center to watch practice and enjoy a day with the Giants...Represented St. Jude Children's Research Hospital during the Week 13 My Cause My Cleats NFL initiative.

## PERSONAL

- » Majored in kinesiology at Tennessee and multidisciplinary studies at Oklahoma...Attended Lausanne Collegiate School in Memphis...Played in 2019 All-American Bowl...Tennessee Mr. Football winner in 2016, 2017 and 2018 (first 3-time honoree)...Two-time Tennessee Gatorade Player of the Year (2017 and 2018) and 2-time Memphis Commercial Appeal Offensive Player of the Year (2016 and 2017)...Led Lausanne to Division II-AA state titles as a sophomore and junior (2016 and 2017)...Set Tennessee state record with 138 career touchdowns...As a senior, rushed 241 times for 2,499 yards and 40 touchdowns and led Lausanne to state semifinals with an 11-1 record...As a junior, had 323 carries for 3,151 yards and 45 touchdowns and led the team to a 13-0 record...Also had 268 receiving yards and 3 scores...Totaled 281 yards and 5 rushing touchdowns (39, 35, 19, 12 and 44 yards) in 41-13 state title-game win in 2017...In 2016, totaled 2,251 rushing yards and 38 touchdowns for a team that finished 14-0...Scored the game-winning touchdown on a 5-yard run with 2:35 left in the 2016 state championship game.
- » Enrolled at Tennessee in January 2019...Father (Eric) played running back at Tennessee State from 1985-87 and was his running backs coach in high school...Uncle (Maurice Hall) played running back at Ohio State from 2001-04...Served as a middle school math tutor and raised money for Touchdowns Against Cancer (St. Jude Children's Research Hospital initiative)...Also ran track (sprinter) his first 3 years at Lausanne, setting career



bests of 11.32 in the 100 meters and 23.94 in the 200 meters. Held a 3.5 GPA in high school.

### ERIC GRAY'S NFL REGULAR SEASON RUSHING/RECEIVING STATISTICS

DATE	TEAM	GP	GS	RUSHING					RECEIVING				
				NO.	YDS.	AVG.	LG	TD	NO.	YDS.	AVG.	LG	TD
2023	N.Y. Giants	13	0	17	48	2.8	12	0	6	22	3.7	9	0
<b>NFL TOTALS</b>		<b>13</b>	<b>0</b>	<b>17</b>	<b>48</b>	<b>2.8</b>	<b>12</b>	<b>0</b>	<b>6</b>	<b>22</b>	<b>3.7</b>	<b>9</b>	<b>0</b>

### ERIC GRAY'S NFL REGULAR SEASON RETURN STATISTICS

DATE	TEAM	KICKOFF RETURNS					PUNT RETURNS					
		RET.	YDS.	AVG.	LG	TD	NO.	FC	YDS.	AVG.	LG	TD
2023	N.Y. Giants	4	58	14.5	20	0	7	5	28	4.0	14	0
<b>NFL TOTALS</b>		<b>4</b>	<b>58</b>	<b>14.5</b>	<b>20</b>	<b>0</b>	<b>7</b>	<b>5</b>	<b>28</b>	<b>4.0</b>	<b>14</b>	<b>0</b>

### SINGLE-GAME HIGHS: RUSHING/RECEIVING

<b>Rush Attempts</b>	12 at Miami Dolphins, Oct 08, 2023 3 vs. Philadelphia Eagles, Jan 07, 2024 1 vs. Los Angeles Rams, Dec 31, 2023 1 at Buffalo Bills, Oct 15, 2023	<b>All-Purpose Yards</b>	46 at Miami Dolphins, Oct 08, 2023 28 vs. Philadelphia Eagles, Jan 07, 2024 19 vs. Seattle Seahawks, Oct 02, 2023 19 at San Francisco 49ers, Sep 21, 2023 14 at Arizona Cardinals, Sep 17, 2023
<b>Rushing Yards</b>	25 at Miami Dolphins, Oct 08, 2023 19 vs. Philadelphia Eagles, Jan 07, 2024 2 vs. Los Angeles Rams, Dec 31, 2023 2 at Buffalo Bills, Oct 15, 2023	<b>Kickoff Returns</b>	1 vs. Seattle Seahawks, Oct 02, 2023 1 at San Francisco 49ers, Sep 21, 2023
<b>Rushing Average</b>	2.1 at Miami Dolphins, Oct 08, 2023	<b>Kickoff Return Yards</b>	19 vs. Seattle Seahawks, Oct 02, 2023 16 at San Francisco 49ers, Sep 21, 2023
<b>Longest Runs</b>	12 vs. Philadelphia Eagles, Jan 07, 2024 8 at Miami Dolphins, Oct 08, 2023 5 vs. Philadelphia Eagles, Jan 07, 2024 5 at Miami Dolphins, Oct 08, 2023 4 at Miami Dolphins, Oct 08, 2023	<b>Longest Kickoff Return</b>	20 at Miami Dolphins, Oct 08, 2023 19 vs. Seattle Seahawks, Oct 02, 2023 16 at San Francisco 49ers, Sep 21, 2023 3 at Buffalo Bills, Oct 15, 2023
<b>Receptions</b>	3 at New Orleans Saints, Dec 17, 2023 1 vs. Philadelphia Eagles, Jan 07, 2024 1 vs. Los Angeles Rams, Dec 31, 2023 1 at Miami Dolphins, Oct 08, 2023	<b>Fair Catches</b>	1 vs. Washington Commanders, Oct 22, 2023 1 at Buffalo Bills, Oct 15, 2023 1 at Miami Dolphins, Oct 08, 2023 ...2 more at 1.
<b>Receiving Yards</b>	9 vs. Philadelphia Eagles, Jan 07, 2024 6 vs. Los Angeles Rams, Dec 31, 2023 6 at New Orleans Saints, Dec 17, 2023 1 at Miami Dolphins, Oct 08, 2023	<b>Punt Return Yards</b>	14 at Arizona Cardinals, Sep 17, 2023 7 vs. Dallas Cowboys, Sep 10, 2023 4 at Buffalo Bills, Oct 15, 2023 3 at San Francisco 49ers, Sep 21, 2023
<b>Receiving Average</b>	2.0 at New Orleans Saints, Dec 17, 2023	<b>Longest Punt Return</b>	14 at Arizona Cardinals, Sep 17, 2023 7 vs. Dallas Cowboys, Sep 10, 2023 4 at Buffalo Bills, Oct 15, 2023
<b>Longest Receptions</b>	9 vs. Philadelphia Eagles, Jan 07, 2024 6 vs. Los Angeles Rams, Dec 31, 2023 3 at New Orleans Saints, Dec 17, 2023 3 at New Orleans Saints, Dec 17, 2023 1 at Miami Dolphins, Oct 08, 2023	<b>Punt Returns</b>	3 at San Francisco 49ers, Sep 21, 2023 2 at Buffalo Bills, Oct 15, 2023 1 vs. Seattle Seahawks, Oct 02, 2023 1 at San Francisco 49ers, Sep 21, 2023 1 at Arizona Cardinals, Sep 17, 2023 ...1 more at 1.

## 2023 GAME-BY-GAME REGULAR-SEASON STATISTICS (N.Y. GIANTS)

DATE	OPPONENT	P/S	RUSHING					RECEIVING					W/L	SCORE
			NO.	YDS.	AVG.	LG	TD	NO.	YDS.	AVG.	LG	TD		
09/10	Dallas	P	0	0	0.0	0	0	0	0	0.0	0	0	L	0-40
09/17	at Arizona	P	0	0	0.0	0	0	0	0	0.0	0	0	W	31-28
09/21	at San Francisco	P	0	0	0.0	0	0	0	0	0.0	0	0	L	12-30
10/02	Seattle	P	0	0	0.0	0	0	0	0	0.0	0	0	L	3-24
10/08	at Miami	P	12	25	2.1	8	0	1	1	1.0	1	0	L	16-31
10/15	at Buffalo	P	1	2	2.0	2	0	0	0	0.0	0	0	L	9-14
10/22	Washington	P	0	0	0.0	0	0	0	0	0.0	0	0	W	14-7
10/29	N.Y. Jets												L	10-13+
11/05	at Las Vegas												L	6-30
11/12	at Dallas												L	17-49
11/19	at Washington												W	31-19
11/26	New England	P	0	0	0.0	0	0	0	0	0.0	0	0	W	10-7
12/11	Green Bay	P	0	0	0.0	0	0	0	0	0.0	0	0	W	24-22
12/17	at New Orleans	P	0	0	0.0	0	0	3	6	2.0	3	0	L	6-24
12/25	at Philadelphia	P	0	0	0.0	0	0	0	0	0.0	0	0	L	25-33
12/31	L.A. Rams	P	1	2	2.0	2	0	1	6	6.0	6	0	L	25-26
01/07	Philadelphia	P	3	19	6.3	12	0	1	9	9.0	9	0	W	27-10
<b>2023 TOTALS</b>		<b>13-0</b>	<b>17</b>	<b>48</b>	<b>2.8</b>	<b>12</b>	<b>0</b>	<b>6</b>	<b>22</b>	<b>3.7</b>	<b>9</b>	<b>0</b>	<b>6-11</b>	

+ - Overtime



**TRE  
HAWKINS III**

**CB**

**37**

HEIGHT: 6-3  
WEIGHT: 195  
COLLEGE: OLD DOMINION  
HOW ACQUIRED: D6-'23  
NFL EXP.: 2ND YEAR  
GIANTS EXP.: 2ND YEAR

### TRANSACTIONS

- » Originally a 6th-round (209th pick overall) draft choice by the Giants in 2023.

### CAREER HIGHLIGHTS

- » As a rookie in 2023, played in all 17 games with 3 starts...Recorded 35 tackles (24 solo) and one pass defended.
- » Contributed a season-high 7 tackles (5 solo) in his NFL debut vs. Dallas (9/10)...Hawkins was one of only 3 rookies drafted in the 6th round or later to start in Week 1...The Giants' other starting cornerback against the Cowboys was first-round draft choice Deonte Banks. It was the first time in the Super Bowl era the Giants started 2 rookie corners in the season opener...They had last started 2 rookies in their secondary in their opening game in 1980, when Mark Haynes (right cornerback) and Bud Hebert (free safety) started in a 41-35 victory vs. the Cardinals in St. Louis...The previous NFL team to start a pair of rookie corners in the season's first game was the 2008 Kansas City Chiefs (Brandon Carr and Brandon Flowers).
- » Center John Michael Schmitz, the Giants' 2nd-round draft choice, also started vs. Dallas...The Giants started 3 rookie draft choices in their season opener for the first time since 2018, when running back Saquon Barkley, left guard Will Hernandez, and defensive lineman B.J. Hill all played the first snap.
- » Had one tackle at Arizona (9/17)...Tallied 6 tackles (2 solo) at San Francisco (9/21)...Recorded 2 tackles at Miami (10/8) and at Buffalo (10/15).
- » Made his 2nd start vs. Washington (10/22) and registered his first career pass defended, plus 4 tackles (3 solo)...Collected 6 tackles (4 solo) in a start at Washington (11/19) and 6 stops (5 solo) vs. Philadelphia (1/7).

### COLLEGE

- » Played 2 seasons at Trinity Valley Community College in Texas before spending his final 3 years at Old Dominion, which canceled its 2020 season due to the pandemic...In 2021-22, started all 25 games in which he played and recorded 133 tackles (98 solo), 5 stops for loss, 2 interceptions, 13 pass breakups, 3 forced fumbles and 3 fumble recoveries.
- » In 2022, started all 12 games at cornerback...Finished 4th on the team with 57 tackles (44 solo)...Tied for the team lead with 2 interceptions and was 2nd on the squad with 6 pass breakups...Tied for the Sun Belt Conference lead with 3 fumbles recovered, forced 2 and blocked one kick...In 2021, started all 13 games at cornerback...Recorded 76 tackles (54 solo), 4 stops for loss and 7 pass breakups...The 76 tackles are the most in a single season by an ODU cornerback...In 2019, played in 8 games at Trinity Valley Community College...Finished with 26 tackles (11 solo), 2.5 tackles for loss and 4 pass breakups.
- » In 2018, played in 9 games for Trinity Valley and had 18 tackles (13 solo), including one for loss, one pass breakup and one forced fumble.

### OFF-THE-FIELD ACTIVITY

- » Joined Project Kind, an organization to support those experiencing homelessness, to host an event with 125 people from the organization for a day of haircuts, spa treatments and lunch at MetLife stadium...The entire 2023 rookie class visited Harlem, where players were split into groups to visit 4 different schools and hosted a flag football clinic for 50 of the boys in the Harlem Giants program...To celebrate Halloween, dressed in costume to visit patients and distribute giftbags at Hackensack University Medical Center's Joseph M. Sanzari Children's Hospital...Continued the annual rookie Thanksgiving tradition at the Community Kitchen located at the Food Bank for New York City in Harlem to hand out turkeys and meals for people in need...Partnered with the American Heart Association and Oakley to meet and play with students for 60 minutes and encourage them to be active and create healthy habits at Benjamin Franklin Middle School in Ridgewood, N.J. and provided a \$1,500 equipment grant...Met with members from the Wounded Warriors Project during their visit to the Quest Diagnostics Training Center to watch practice and enjoy a day with the Giants...Represented the Breast Cancer Research Foundation during the NFL's Week 13 My Cause My Cleats initiative.»

### PERSONAL

- » Sport management major...Recorded 60 tackles, 7 pass breakups and 2 interceptions as a senior at Temple (Texas) High School...Helped Temple to a berth in the regional final...Also a standout sprinter on the track team...Son of Tausha Jackson.

## TRE HAWKINS III'S NFL REGULAR SEASON DEFENSIVE STATISTICS

DATE	TEAM	GP	GS	TACKLES								INTERCEPTIONS						O. FUMB				ST				MISC					
				TK	S	A	TFL	YDS	SK	YDS	QBH	NO	YDS	LG	TD	PD	FF	FR	TD	YDS	TK	S	A	FF	FR	S	A				
2023	N.Y. Giants	17	3	35	24	11	0	0	0.0	0.0	0	0	0	0	0	0	1	0	0	0	0	0	0	0	0	0	0	0	0	0	0
<b>NFL TOTALS</b>		<b>17</b>	<b>3</b>	<b>35</b>	<b>24</b>	<b>11</b>	<b>0</b>	<b>0</b>	<b>0.0</b>	<b>0.0</b>	<b>0</b>	<b>0</b>	<b>0</b>	<b>0</b>	<b>0</b>	<b>1</b>	<b>0</b>	<b>0</b>	<b>0</b>	<b>0</b>	<b>0</b>	<b>0</b>	<b>0</b>	<b>0</b>	<b>0</b>	<b>0</b>	<b>0</b>	<b>0</b>	<b>0</b>	<b>0</b>	

## SINGLE-GAME HIGHS: DEFENSIVE

**Total Tackles** 7 vs. Dallas Cowboys, Sep 10, 2023  
 6 vs. Philadelphia Eagles, Jan 07, 2024  
 6 at Washington Commanders, Nov 19, 2023  
 6 at San Francisco 49ers, Sep 21, 2023  
 4 vs. Washington Commanders, Oct 22, 2023

**Solo Tackles** 5 vs. Philadelphia Eagles, Jan 07, 2024  
 5 vs. Dallas Cowboys, Sep 10, 2023  
 4 at Washington Commanders, Nov 19, 2023  
 3 vs. Washington Commanders, Oct 22, 2023  
 2 at Miami Dolphins, Oct 08, 2023  
 ...1 more at 2.





# TRE HERNDON

DB

HEIGHT: 5-11  
WEIGHT: 190  
COLLEGE: VANDERBILT  
HOW ACQUIRED: FA-'24  
NFL EXP.: 7TH YEAR  
GIANTS EXP.: 1ST YEAR

23

## TRANSACTIONS

- » Originally signed as a rookie free agent by the Jacksonville Jaguars on April 30, 2018...Signed as a free agent by the Giants on June 12, 2024.

## CAREER HIGHLIGHTS

- » In 6 seasons in Jacksonville, Herndon played in 83 regular-season games with 34 starts and played in 2 postseason games...Totals include 233 tackles (180 solo), 3 interceptions, 32 passes defended, 1.0 sack, 9 tackles for loss, 2 forced fumbles, and one fumble recovery...On special teams, has 10 tackles (6 solo).
- » In 2023, tied his career high by playing in 16 games, including 4 starts...Tallied 45 tackles (30 solo), 9 passes defended, 3 quarterback hits, one tackle for loss, and one forced fumble...Twice logged a season-high 7 tackles: 4 solo vs. Kansas City (9/17) and a season-high 5 solo at New Orleans (10/19).
- » In 2022, played in 15 regular-season games with one start and played in both postseason games...In the regular season, he posted 34 tackles (27 solo), 5 passes defended, 2 tackles for loss, one forced fumble, one fumble recovery, and 2 special teams tackles...Posted 5 solo tackles in the AFC Divisional Playoff Game at Kansas City (1/21)...Had 4 solo tackles and his first career fumble recovery at the Jets (12/22)...Collected 6 tackles (3 solo) and his first career forced fumble vs. Las Vegas (11/6).
- » In 2021, played in 9 games with 3 starts...Finished with 17 tackles (12 solo)...Started at nickel cornerback and recorded 5 tackles (3 solo), including one for loss, vs. Miami (10/17).
- » In 2020, played in all 16 games with 12 starts...Amassed a career-high 76 tackles (64 solo), 5 passes defended and 1.0 sack...Tackled DeShaun Watson for an 8-yard loss for his first career sack vs. Houston (11/8)...Started at cornerback and notched a season-high 7 solo tackles and one pass defended vs. Pittsburgh (11/22)...Tied his career high with 9 tackles in consecutive games: 8 solo at Minnesota (12/6) and 7 solo vs. Tennessee (12/13).
- » In 2019, played in all 16 games and made a career-high 14 starts...Led the Jaguars with career-best totals of 3 interceptions and 13 passes defended...Registered 54 tackles (41 solo)...Had 4 tackles (3 solo) in his first career start, at Houston (9/15)...Intercepted 2 passes vs the Jets (10/27) and one at Atlanta (12/22)...Set his career high with 9 tackles (6 solo) vs. New Orleans (10/13).
- » As a rookie in 2018, played in 11 games and had 7 tackles (6 solo) on defense and a career-high 6 stops 4 solo) on special teams...Had one special teams tackle in his NFL debut, at the Giants (9/9).

## COLLEGE

- » Played in 48 career games with 36 starts at both outside cornerback and nickel back at Vanderbilt... Started 29 consecutive games in his sophomore through senior seasons...Totalled 126 tackles (93 solo), 25 passes defended, 2.5 tackles for a loss, 2.0 sacks and 2 interceptions.

## PERSONAL

- » Sociology major...Three-year starter at East Hamilton (Chattanooga, Tenn.) High School...As a senior in 2013, posted 46 tackles and one interception as a cornerback and 30 catches for 417 yards as a wide receiver...Also averaged 47.2 yards and scored 2 touchdowns returning kickoffs...Led the Hurricanes to a 10-3 record and 5A state playoffs...Named to Chattanooga Times-Free Press' "Best of Preps Team" and sportswriters' first-team all-state squad...As a junior, posted 63 tackles and 4 interceptions, helping team to an 11-2 record...Lettered in basketball and track & field...First football player from East Hamilton High School to sign a SEC scholarship...Engaged to his fiancé, Treyleana, on July 17, 2021...Tre and Treyleana donated 10,000 meals to Feeding Northeast Florida to those in need during COVID-19...Has a strong passion for real estate investment.

## TRE HERNDON'S NFL REGULAR SEASON DEFENSIVE STATISTICS

DATE	TEAM	GP	GS	TACKLES							INTERCEPTIONS					O. FUMB				ST				MISC				
				TK	S	A	TFL	YDS	SK	YDS	QBH	NO	YDS	LG	TD	PD	FF	FR	TD	YDS	TK	S	A	FF	FR	S	A	
2018	Jacksonville	11	0	7	6	1	0	0	0.0	0.0	0	0	0	0	0	0	0	0	0	0	0	6	4	2	0	0	0	0
2019	Jacksonville	16	14	54	41	13	1	5	0.0	0.0	0	3	0	0	0	13	0	0	0	0	0	1	1	0	0	0	0	0
2020	Jacksonville	16	12	76	64	12	4	16	1.0	8.0	2	0	0	0	0	5	0	0	0	0	0	0	0	0	0	0	0	
2021	Jacksonville	9	3	17	12	5	1	0	0.0	0.0	0	0	0	0	0	0	0	0	0	0	0	0	0	0	0	0	0	
2022	Jacksonville	15	1	34	27	7	2	2	0.0	0.0	1	0	0	0	0	5	1	1	0	14	2	0	2	0	0	0	0	
2023	Jacksonville	16	4	45	30	15	1	1	0.0	0.0	3	0	0	0	0	9	1	0	0	0	1	1	0	0	0	0	0	
<b>NFL TOTALS</b>		<b>83</b>	<b>34</b>	<b>233</b>	<b>180</b>	<b>53</b>	<b>9</b>	<b>24</b>	<b>1.0</b>	<b>8.0</b>	<b>6</b>	<b>3</b>	<b>0</b>	<b>0</b>	<b>0</b>	<b>32</b>	<b>2</b>	<b>1</b>	<b>0</b>	<b>14</b>	<b>10</b>	<b>6</b>	<b>4</b>	<b>0</b>	<b>0</b>	<b>0</b>	<b>0</b>	

## TRE HERNDON'S NFL POSTSEASON DEFENSIVE STATISTICS

DATE	TEAM	GP	GS	TACKLES							INTERCEPTIONS					O. FUMB				ST				MISC				
				TK	S	A	TFL	YDS	SK	YDS	QBH	NO	YDS	LG	TD	PD	FF	FR	TD	YDS	TK	S	A	FF	FR	S	A	
2022	Jacksonville	2	0	5	5	0	0	0	0.0	0.0	0	0	0	0	0	0	0	0	0	0	0	0	0	0	0	0	0	0
<b>NFL TOTALS</b>		<b>2</b>	<b>0</b>	<b>5</b>	<b>5</b>	<b>0</b>	<b>0</b>	<b>0</b>	<b>0.0</b>	<b>0.0</b>	<b>0</b>	<b>0</b>	<b>0</b>	<b>0</b>	<b>0</b>	<b>0</b>	<b>0</b>	<b>0</b>	<b>0</b>	<b>0</b>	<b>0</b>	<b>0</b>	<b>0</b>	<b>0</b>	<b>0</b>	<b>0</b>	<b>0</b>	<b>0</b>

## SINGLE-GAME HIGHS: DEFENSIVE

<b>Total Tackles</b>	9 vs. Tennessee Titans, Dec 13, 2020 9 at Minnesota Vikings, Dec 06, 2020 9 vs. New Orleans Saints, Oct 13, 2019 8 at Indianapolis Colts, Jan 03, 2021 7 at New Orleans Saints, Oct 19, 2023 ...2 more at 7.	<b>Fumble Recoveries</b>	1 at New York Jets, Dec 22, 2022
<b>Solo Tackles</b>	8 at Minnesota Vikings, Dec 06, 2020 7 at Indianapolis Colts, Jan 03, 2021 7 vs. Tennessee Titans, Dec 13, 2020 7 vs. Pittsburgh Steelers, Nov 22, 2020 6 at Houston Texans, Oct 11, 2020 ...1 more at 6.	<b>Tackles For Loss</b>	2 vs. Houston Texans, Nov 08, 2020 1 vs. Tennessee Titans, Jan 07, 2023 1 at New York Jets, Dec 22, 2022 1 vs. Miami Dolphins, Oct 17, 2021 ...3 more at 1.
<b>Sacks</b>	1.0 vs. Houston Texans, Nov 08, 2020	<b>Interceptions</b>	2 vs. New York Jets, Oct 27, 2019 1 at Atlanta Falcons, Dec 22, 2019
<b>Passes Defensed</b>	2 at Tampa Bay Buccaneers, Dec 24, 2023 2 at New Orleans Saints, Oct 19, 2023 2 at Tennessee Titans, Dec 11, 2022 ...4 more at 2.	<b>Special Teams Tackles</b>	2 vs. Tennessee Titans, Sep 23, 2018 1 at Los Angeles Chargers, Sep 25, 2022 1 vs. New York Jets, Oct 27, 2019 1 at Miami Dolphins, Dec 23, 2018 ...3 more at 1.
<b>Forced Fumbles</b>	1 vs. Kansas City Chiefs, Sep 17, 2023 1 vs. Las Vegas Raiders, Nov 06, 2022	<b>Longest Opp Fumble Return</b>	14 at New York Jets, Dec 22, 2022

## SINGLE-GAME HIGHS - POSTSEASON: DEFENSIVE

<b>Total Tackles</b>	5 at Kansas City Chiefs, Jan 21, 2023	<b>Solo Tackles</b>	5 at Kansas City Chiefs, Jan 21, 2023
----------------------	---------------------------------------	---------------------	---------------------------------------



# ISAIAH HODGINS

WR

HEIGHT: 6-3  
WEIGHT: 200  
COLLEGE: OREGON STATE  
HOW ACQUIRED: W(BUF)-'22  
NFL EXP.: 4TH YEAR  
GIANTS EXP.: 3RD YEAR

18

## TRANSACTIONS

- » Originally a 6th-round (207th pick overall) draft choice by the Buffalo Bills in 2020...Released by Buffalo on Aug. 31, 2021...Signed to Buffalo's practice squad on Sept. 1, 2021...Elevated to Buffalo's active roster on Dec. 24, 2021...Signed to Buffalo's active roster on Jan. 24, 2022...Released by Buffalo on Aug. 30, 2022...Signed to Buffalo's practice squad on Aug. 31, 2022...Elevated to Buffalo's active roster on Oct. 8, 2022...Released by Buffalo on Nov. 1, 2022...Awarded off waivers to the Giants on Nov. 2, 2022.

## CAREER HIGHLIGHTS

- » Has played in 28 regular-season games with 14 starts for Buffalo and the Giants and started both Giants' postseason games in which he played...Career totals include 58 receptions for 622 yards (10.7-yard avg.) and 7 touchdowns in the regular season and 9 catches for 108 yards (12.0-yard avg.) and one touchdown in the playoffs.
- » In 2023, played in all 17 games with 9 starts...Caught 21 passes for 230 yards (11.0 avg.) and 3 touchdowns...His 3 receiving touchdowns were the 2nd-most on the team behind Darius Slayton and Saquon Barkley, who both had 4...Totaled a team-high 7 touchdown receptions in 2022-23.
- » Had one reception for 24 yards in the season opener vs. Dallas (9/10)...Posted season-high totals of 4 catches and 40 yards and tied the score with an 11-yard touchdown reception in the 4th quarter at Arizona (9/17)...Scored the Giants' lone touchdown on his only catch of the game, a 12-yarder, vs. New England (11/26)...Caught 2 passes for 22 yards, including an 8-yard touchdown, vs. Green Bay (12/11).
- » In 2022, played in 11 games with 6 starts for Buffalo and the Giants...Totaled 37 receptions for 392 yards and 4 touchdowns, including 33 catches for 351 yards and all his scores for the Giants...His 4 touchdown receptions tied Richie James for the team lead...Scored 4 touchdowns in his last 5 regular-season games.
- » Caught 2 passes for 41 yards, with a long of 26 yards, in his Giants debut, vs. Houston (11/13)...Scored his first career touchdown on a 6-yard pass from Daniel Jones and added 4 more catches vs. Washington (12/4)...Had 4 receptions for 38 yards, including a 2-yard touchdown, vs. Philadelphia (12/11).
- » Posted career-high totals of 8 catches for 89 yards and scored on a 7-yard pass at Minnesota (12/24)...Followed with 4 receptions for 42 yards, including a 6-yard touchdown, vs. Indianapolis (1/1).
- » In the NFC Wild Card Game at Minnesota (1/15), led the Giants with 8 receptions for a career-high 109 yards...Hodgins was the first Giants receiver to exceed 100 yards in a postseason game since Hakeem Nicks had 109 on 10 catches in the Giants' Super Bowl XLVI victory against New England on Feb. 5, 2012...Caught one pass for 3 yards in the divisional round at Philadelphia (1/23).
- » Also played in 2 games for Buffalo in 2022 and caught his first 4 career passes for 41 yards vs. Pittsburgh (10/9).
- » As a rookie in 2021, played in one game for Buffalo...Made his NFL debut at New England, where he played 4 offensive snaps (12/26).

## COLLEGE

- » Played in 34 games in 3 seasons at Oregon State, where he caught 176 passes for 2,322 yards (13.2-yard avg.) and 20 touchdowns (tied for the 2nd-most in school history)...Had 8 career 100-yard receiving games...As a junior in 2019, caught 86 passes for 1,171 yards (13.6-yard avg.) and 13 touchdowns to record the 2nd-most touchdown catches by a Beaver in a single season...Earned 2nd-team All-Pac 12 honors...As a sophomore, named honorable mention All-Pac as OSU's leading receiver, catching 59 passes for 876 yards (14.8-yard avg.) and 5 touchdowns...His 14 receptions against Nevada in 2018 are tied for the most in a single game by an Oregon State player, equaling Mike Hass (2004) and Brandin Cooks (2001)...As a freshman, caught 31 passes for 275 yards (8.9-yard avg.) and 2 touchdowns,

## OFF-THE-FIELD ACTIVITY

- » Visited MS #7 in Jersey City, N.J. to kick off the academic year by handing out school supplies to the kids...Met with members from the Wounded Warriors Project during their visit at the Quest Diagnostic Training Facility to watch practice and enjoy a day with the Giants...Partnered with the American Heart Association to meet and play with students for 60 minutes and encourage them to be active and create healthy habits at Yantacaw Elementary School in Nutley, N.J....Hosted a movie night at the AMC theatre in Wayne, N.J. for 75 children from the Boys and Girls Club of Paterson...Participated in Jingle Jam, where he helped spread holiday joy to more than 500 New Jersey foster children, spending time with them and assisting with the gift distribution...Represented Comfort Cases during the NFL's Week 13 My Cause My Cleats initiative.

## PERSONAL

- » Married to Maya and has a son, Isaiah Hodgins Jr., and a daughter, Selah...Son of James and Stephanie Hodgins...Has 2 brothers and one sister...His brother, Isaac, is a defensive lineman at Oregon State...His dad was an 8-year NFL veteran, playing fullback for the Rams, Cardinals and

Jets...Favorite athlete is Kobe Bryant.

### ISIAH HODGINS' NFL REGULAR SEASON RUSHING/RECEIVING STATISTICS

DATE	TEAM	GP	GS	RECEIVING					RUSHING				
				NO.	YDS.	AVG.	LG	TD	NO.	YDS.	AVG.	LG	TD
2020	Buffalo	0	0	0	0	0.0	0	0	0	0	0.0	0	0
2021	Buffalo	1	0	0	0	0.0	0	0	0	0	0.0	0	0
2022	Buffalo	2	0	4	41	10.3	26	0	0	0	0.0	0	0
Went from <b>Buffalo</b> to <b>N.Y. Giants</b> .													
2022	N.Y. Giants	9	6	33	351	10.6	29	4	0	0	0.0	0	0
2022	TOTAL	11	6	37	392	10.6	29	4	0	0	0.0	0	0
2023	N.Y. Giants	17	9	21	230	11.0	24	3	0	0	0.0	0	0
<b>NFL TOTALS</b>		<b>29</b>	<b>15</b>	<b>58</b>	<b>622</b>	<b>10.7</b>	<b>29</b>	<b>7</b>	<b>0</b>	<b>0</b>	<b>0.0</b>	<b>0</b>	<b>0</b>

### ISIAH HODGINS' NFL POSTSEASON RUSHING/RECEIVING STATISTICS

DATE	TEAM	GP	GS	RECEIVING					RUSHING				
				NO.	YDS.	AVG.	LG	TD	NO.	YDS.	AVG.	LG	TD
2020	Buffalo	0	0	0	0	0.0	0	0	0	0	0.0	0	0
2021	Buffalo	0	0	0	0	0.0	0	0	0	0	0.0	0	0
2022	N.Y. Giants	2	2	9	108	12.0	32	1	0	0	0.0	0	0
<b>NFL TOTALS</b>		<b>2</b>	<b>2</b>	<b>9</b>	<b>108</b>	<b>12.0</b>	<b>32</b>	<b>1</b>	<b>0</b>	<b>0</b>	<b>0.0</b>	<b>0</b>	<b>0</b>

#### SINGLE-GAME HIGHS: RECEIVING

<b>Receptions</b>	8 at Minnesota Vikings, Dec 24, 2022 5 vs. Washington Commanders, Dec 04, 2022 4 at Arizona Cardinals, Sep 17, 2023 4 vs. Indianapolis Colts, Jan 01, 2023 4 at Washington Commanders, Dec 18, 2022 4 vs. Philadelphia Eagles, Dec 11, 2022 ...1 more at 4.
<b>Receiving Yards</b>	89 at Minnesota Vikings, Dec 24, 2022 44 vs. Washington Commanders, Dec 04, 2022 42 vs. Indianapolis Colts, Jan 01, 2023 41 vs. Houston Texans, Nov 13, 2022 41 vs. Pittsburgh Steelers, Oct 09, 2022
<b>Receiving Average</b>	12.0 vs. Philadelphia Eagles, Jan 07, 2024 11.1 at Minnesota Vikings, Dec 24, 2022 10.5 vs. Indianapolis Colts, Jan 01, 2023 10.3 at Dallas Cowboys, Nov 24, 2022 10.3 vs. Pittsburgh Steelers, Oct 09, 2022
<b>Longest Receptions</b>	29 at Minnesota Vikings, Dec 24, 2022 26 vs. Houston Texans, Nov 13, 2022 26 vs. Pittsburgh Steelers, Oct 09, 2022 24 vs. Dallas Cowboys, Sep 10, 2023 20 vs. Detroit Lions, Nov 20, 2022 19 vs. Indianapolis Colts, Jan 01, 2023 ...1 more at 19.

<b>Receiving TDs</b>	1 vs. Green Bay Packers, Dec 11, 2023 1 vs. New England Patriots, Nov 26, 2023 1 at Arizona Cardinals, Sep 17, 2023 1 vs. Indianapolis Colts, Jan 01, 2023 ...3 more at 1.
<b>All-Purpose Yards</b>	89 at Minnesota Vikings, Dec 24, 2022 44 vs. Washington Commanders, Dec 04, 2022 42 vs. Indianapolis Colts, Jan 01, 2023 41 vs. Houston Texans, Nov 13, 2022 41 vs. Pittsburgh Steelers, Oct 09, 2022
<b>Most TDs</b>	1 vs. Green Bay Packers, Dec 11, 2023 1 vs. New England Patriots, Nov 26, 2023 1 at Arizona Cardinals, Sep 17, 2023 1 vs. Indianapolis Colts, Jan 01, 2023 ...3 more at 1.

#### SINGLE-GAME HIGHS - POSTSEASON: RECEIVING

<b>Receptions</b>	8 at Minnesota Vikings, Jan 15, 2023 1 at Philadelphia Eagles, Jan 21, 2023
<b>Receiving Yards</b>	105 at Minnesota Vikings, Jan 15, 2023 3 at Philadelphia Eagles, Jan 21, 2023
<b>Receiving Average</b>	13.1 at Minnesota Vikings, Jan 15, 2023
<b>Longest Receptions</b>	32 at Minnesota Vikings, Jan 15, 2023 19 at Minnesota Vikings, Jan 15, 2023 14 at Minnesota Vikings, Jan 15, 2023 10 at Minnesota Vikings, Jan 15, 2023 9 at Minnesota Vikings, Jan 15, 2023

<b>Receiving TDs</b>	1 at Minnesota Vikings, Jan 15, 2023
<b>All-Purpose Yards</b>	105 at Minnesota Vikings, Jan 15, 2023 3 at Philadelphia Eagles, Jan 21, 2023
<b>Most TDs</b>	1 at Minnesota Vikings, Jan 15, 2023



## 100-YARD RECEIVING GAMES (1): POSTSEASON

DATE	TEAM	NO.	YDS.	AVG.	LG	TD
01/15/23	at Minnesota	8	105	13.1	32	1

## 2020 GAME-BY-GAME REGULAR-SEASON STATISTICS (BUFFALO)

DATE	OPPONENT	P/S	RECEIVING					RUSHING					W/L	SCORE
			NO.	YDS.	AVG.	LG	TD	NO.	YDS.	AVG.	LG	TD		
09/13	N.Y. Jets												W	27-17
09/20	at Miami												W	31-28
09/27	L.A. Rams												W	35-32
10/04	at Las Vegas												W	30-23
10/13	at Tennessee												L	16-42
10/19	Kansas City												L	17-26
10/25	at N.Y. Jets												W	18-10
11/01	New England												W	24-21
11/08	Seattle												W	44-34
11/15	at Arizona												L	30-32
11/29	L.A. Chargers												W	27-17
12/07	at San Francisco												W	34-24
12/13	Pittsburgh												W	26-15
12/19	at Denver												W	48-19
12/28	at New England												W	38-9
01/03	Miami												W	56-26
<b>2020 TOTALS</b>		<b>0-0</b>	<b>0</b>	<b>0</b>	<b>0.0</b>	<b>0</b>	<b>0</b>	<b>0</b>	<b>0</b>	<b>0.0</b>	<b>0</b>	<b>0</b>	<b>13-3</b>	

## 2021 GAME-BY-GAME REGULAR-SEASON STATISTICS (BUFFALO)

DATE	OPPONENT	P/S	RECEIVING					RUSHING					W/L	SCORE
			NO.	YDS.	AVG.	LG	TD	NO.	YDS.	AVG.	LG	TD		
09/12	Pittsburgh												L	16-23
09/19	at Miami												W	35-0
09/26	Washington												W	43-21
10/03	Houston												W	40-0
10/10	at Kansas City												W	38-20
10/18	at Tennessee												L	31-34
10/31	Miami												W	26-11
11/07	at Jacksonville												L	6-9
11/14	at N.Y. Jets												W	45-17
11/21	Indianapolis												L	15-41
11/25	at New Orleans												W	31-6
12/06	New England												L	10-14
12/12	at Tampa Bay												L	27-33+
12/19	Carolina												W	31-14
12/26	at New England	P	0	0	0.0	0	0	0	0	0.0	0	0	W	33-21
01/02	Atlanta												W	29-15
01/09	N.Y. Jets												W	27-10
<b>2021 TOTALS</b>		<b>1-0</b>	<b>0</b>	<b>0</b>	<b>0.0</b>	<b>0</b>	<b>0</b>	<b>0</b>	<b>0</b>	<b>0.0</b>	<b>0</b>	<b>0</b>	<b>11-6</b>	

+ - Overtime

2022 GAME-BY-GAME REGULAR-SEASON STATISTICS (BUFFALO/N.Y. GIANTS)

DATE	OPPONENT	P/S	RECEIVING					RUSHING					W/L/T	SCORE
			NO.	YDS.	AVG.	LG	TD	NO.	YDS.	AVG.	LG	TD		
09/08	at L.A. Rams												W	31-10
09/19	Tennessee												W	41-7
09/25	at Miami												L	19-21
10/02	at Baltimore												W	23-20
10/09	Pittsburgh	P	4	41	10.3	26	0	0	0	0.0	0	0	W	38-3
10/16	at Kansas City	P	0	0	0.0	0	0	0	0	0.0	0	0	W	24-20
10/30	Green Bay												W	27-17
ON INACTIVE LIST														
Went from <b>Buffalo</b> to <b>N.Y. Giants</b> .														
11/13	Houston	P	2	41	20.5	26	0	0	0	0.0	0	0	W	24-16
11/20	Detroit	S	3	29	9.7	20	0	0	0	0.0	0	0	L	18-31
11/24	at Dallas	S	3	31	10.3	17	0	0	0	0.0	0	0	L	20-28
12/04	Washington	P	5	44	8.8	12	1	0	0	0.0	0	0	T	20-20
12/11	Philadelphia	S	4	38	9.5	15	1	0	0	0.0	0	0	L	22-48
12/18	at Washington	S	4	37	9.3	19	0	0	0	0.0	0	0	W	20-12
12/24	at Minnesota	P	8	89	11.1	29	1	0	0	0.0	0	0	L	24-27
01/01	Indianapolis	S	4	42	10.5	19	1	0	0	0.0	0	0	W	38-10
01/08	at Philadelphia	S	0	0	0.0	0	0	0	0	0.0	0	0	L	16-22
<b>2022 TOTALS</b>		<b>11-6</b>	<b>37</b>	<b>392</b>	<b>10.6</b>	<b>29</b>	<b>4</b>	<b>0</b>	<b>0</b>	<b>0.0</b>	<b>0</b>	<b>0</b>	<b>9-6-1</b>	

2023 GAME-BY-GAME REGULAR-SEASON STATISTICS (N.Y. GIANTS)

DATE	OPPONENT	P/S	RECEIVING					RUSHING					W/L	SCORE
			NO.	YDS.	AVG.	LG	TD	NO.	YDS.	AVG.	LG	TD		
09/10	Dallas	S	1	24	24.0	24	0	0	0	0.0	0	0	L	0-40
09/17	at Arizona	S	4	40	10.0	12	1	0	0	0.0	0	0	W	31-28
09/21	at San Francisco	S	0	0	0.0	0	0	0	0	0.0	0	0	L	12-30
10/02	Seattle	S	3	24	8.0	11	0	0	0	0.0	0	0	L	3-24
10/08	at Miami	S	2	19	9.5	15	0	0	0	0.0	0	0	L	16-31
10/15	at Buffalo	S	0	0	0.0	0	0	0	0	0.0	0	0	L	9-14
10/22	Washington	P	2	13	6.5	8	0	0	0	0.0	0	0	W	14-7
10/29	N.Y. Jets	P	0	0	0.0	0	0	0	0	0.0	0	0	L	10-13+
11/05	at Las Vegas	S	0	0	0.0	0	0	0	0	0.0	0	0	L	6-30
11/12	at Dallas	S	0	0	0.0	0	0	0	0	0.0	0	0	L	17-49
11/19	at Washington	P	2	22	11.0	16	0	0	0	0.0	0	0	W	31-19
11/26	New England	P	1	12	12.0	12	1	0	0	0.0	0	0	W	10-7
12/11	Green Bay	P	2	22	11.0	14	1	0	0	0.0	0	0	W	24-22
12/17	at New Orleans	P	0	0	0.0	0	0	0	0	0.0	0	0	L	6-24
12/25	at Philadelphia	P	0	0	0.0	0	0	0	0	0.0	0	0	L	25-33
12/31	L.A. Rams	P	1	18	18.0	18	0	0	0	0.0	0	0	L	25-26
01/07	Philadelphia	S	3	36	12.0	15	0	0	0	0.0	0	0	W	27-10
<b>2023 TOTALS</b>		<b>17-9</b>	<b>21</b>	<b>230</b>	<b>11.0</b>	<b>24</b>	<b>3</b>	<b>0</b>	<b>0</b>	<b>0.0</b>	<b>0</b>	<b>0</b>	<b>6-11</b>	

+ - Overtime

2020 GAME-BY-GAME POSTSEASON STATISTICS (BUFFALO)

DATE	OPPONENT	P/S	RECEIVING					RUSHING					W/L	SCORE
			NO.	YDS.	AVG.	LG	TD	NO.	YDS.	AVG.	LG	TD		
01/09	Indianapolis												W	27-24
01/16	Baltimore												W	17-3
01/24	at Kansas City												L	24-38
<b>2020 TOTALS</b>		<b>0-0</b>	<b>0</b>	<b>0</b>	<b>0.0</b>	<b>0</b>	<b>0</b>	<b>0</b>	<b>0</b>	<b>0.0</b>	<b>0</b>	<b>0</b>	<b>2-1</b>	

2021 GAME-BY-GAME POSTSEASON STATISTICS (BUFFALO)

DATE	OPPONENT	P/S	RECEIVING					RUSHING					W/L	SCORE
			NO.	YDS.	AVG.	LG	TD	NO.	YDS.	AVG.	LG	TD		
01/15	New England												W	47-17
01/23	at Kansas City												L	36-42+
<b>2021 TOTALS</b>		<b>0-0</b>	<b>0</b>	<b>0</b>	<b>0.0</b>	<b>0</b>	<b>0</b>	<b>0</b>	<b>0</b>	<b>0.0</b>	<b>0</b>	<b>0</b>	<b>1-1</b>	

+ - Overtime

## 2022 GAME-BY-GAME POSTSEASON STATISTICS (N.Y. GIANTS)

DATE	OPPONENT	P/S	RECEIVING						RUSHING						W/L	SCORE
			NO.	YDS.	AVG.	LG	TD	NO.	YDS.	AVG.	LG	TD				
01/15	at Minnesota	S	8	105	13.1	32	1	0	0	0.0	0	0	0	0	W	31-24
01/21	at Philadelphia	S	1	3	3.0	3	0	0	0	0.0	0	0	0	0	L	7-38
<b>2022 TOTALS</b>		<b>2-2</b>	<b>9</b>	<b>108</b>	<b>12.0</b>	<b>32</b>	<b>1</b>	<b>0</b>	<b>0</b>	<b>0.0</b>	<b>0</b>	<b>0</b>	<b>0</b>	<b>0</b>	<b>1-1</b>	



# DARNAY HOLMES

CB

HEIGHT: 5-10  
WEIGHT: 195  
COLLEGE: UCLA  
HOW ACQUIRED: D4-'20  
NFL EXP.: 5TH YEAR  
GIANTS EXP.: 5TH YEAR

30

## TRANSACTIONS

- » Originally a 4th-round (110th pick overall) draft choice by the Giants in 2020.

## CAREER HIGHLIGHTS

- » Has played in 54 regular-season games with 11 starts and started both Giants postseason games in which he played...Career totals include 107 tackles (81 solo), 4 interceptions, 18 passes defended, 3 tackles for loss, 4 quarterback hits, 2 forced fumbles, one fumble recovery, and a half-sack...Has 7 tackles (4 solo) in the playoffs.
- » In 2023, played in 16 games...Inactive at Arizona (9/17)...Intercepted a career-high 2 passes...Also has 11 tackles (10 solo), 3 passes defended, one forced fumble, and one tackle for loss...Tied for 2nd on the team with 7 special teams tackles...Intercepted a Cooper Rush pass at Dallas (11/12) and a Sam Howell pass at Washington (11/19), to become the first Giants defender with a pick in consecutive games since on Oct. 18-22, 2020...Tallied a season-high 5 tackles, all unassisted, at the Cowboys.
- » In 2022, played in 15 games with 2 starts...Inactive with a shoulder injury vs. Washington (12/4) and was one of numerous regulars who did not play at Philadelphia (1/8)...Posted a career-high 38 tackles (28 solo), one quarterback hit, 8 passes defended and one forced fumble...Twice tallied a season-high 6 tackles: 5 solo at Tennessee (9/11) and 4 solo at Minnesota (12/24).
- » Forced a fumble by Robbie Anderson in a start vs. Carolina (9/18)...Next started at Dallas (11/24) and recorded a season-high 2 passes defended...Helped seal a Giants victory by breaking up a Taylor Heinicke pass in the end zone on the final play of the game at Washington (12/18)...Started both of the Giants' playoff games and totaled 6 tackles (3 solo) in the NFC Wild Card Game at Minnesota (1/15)...Added one solo tackle in the divisional round at Philadelphia (1/21).
- » In 2021, played in 11 games with 4 starts and totaled 28 tackles (20 solo), 2 passes defended, one interception, one quarterback hit and one special teams tackle...Added 5 kickoff returns for 97 yards...Tallied 3 tackles (1 solo), one quarterback hit and a pass defended vs. Denver (9/12)...Registered 6 tackles (5 solo) in his first start of 2021 at Washington (9/16).
- » Recorded his lone interception of the season when he picked off Jalen Hurts and returned it 15 yards vs. Philadelphia (11/28)...Holmes injured his ribs on the play and spent the rest of the season on injured reserve.
- » As a rookie in 2020, Holmes played in 12 games with 5 starts...Inactive at Philadelphia (10/22) with a neck injury and vs. Arizona (12/13) and Cleveland (12/20) with a knee injury...Did not play at Baltimore (12/27)...Totaled 30 tackles (23 solo), one interception, one half-sack and 5 passes defended.
- » Started the season opener vs. Pittsburgh (9/14) and had 3 tackles (2 solo)...When Holmes and left tackle Andrew Thomas started vs. the Steelers, it was the 8th consecutive year at least one Giants rookie draft choice started the season opener.
- » Tallied 3 tackles (2 solo) and combined with linebacker Markus Golden for his first career sack, a 7-yard takedown of Dak Prescott, at Dallas (10/11)...Made 4 solo tackles and picked up the first fumble recovery of his career when he fell on a ball that linebacker Blake Martinez forced from the hands of running back Ronald Jones, who had just caught a 3-yard pass from Tom Brady vs. Tampa Bay (11/2)...Intercepted his first pass when he picked off a Russell Wilson pass in the 4th quarter at Seattle (12/6)...Collected a season-high 5 tackles (4 solo) at Washington and at the Seahawks.

## COLLEGE

- » Holmes played in 35 games with 33 starts in 3 seasons at UCLA, where his career totals included 121 tackles (89 solo), 8 interceptions, 28 passes defended, 2 forced fumbles and 2 fumble recoveries...Also averaged 23.1 yards on 38 kickoff returns, including a 93-yard touchdown in 2018...In 2019, started all 10 games in which he played...Selected honorable mention All-Pac-12...Finished with 34 tackles (24 solo)...Led the Bruins with 2 interceptions and was credited with 8 passes defended...In 2018, started all 12 games and was selected honorable mention All-Pac-12 after leading the team with 3 interceptions, including one he returned 31 yards for a touchdown vs. Arizona State, a career-high 12 passes defended and 2 forced fumbles...Finished 5th on the team with a career-high 48 tackles (34 solo)...Enrolled at UCLA in January 2017 and as a freshman, played in 13 games with 11 starts...Holmes and defensive lineman Jaelan Phillips were the first pair of true freshmen defenders to start a season opener for the Bruins...Led the team with 3 interceptions, including one he returned 30 yards for a touchdown vs. Hawaii (9/9)...Collected 39 tackles (29 solo) and 6 passes defended.

## OFF-THE-FIELD ACTIVITY

- » Assisted in the creation of the Pasadena Giants Youth Football and Cheer program in his hometown of Pasadena to help prepare children for the future and promote their love of the game...Partnered with Yonkers Public Schools and Yonkers My Brother's Keeper (MBK) to support student social and emotional well-being and academic achievement...Joined forces with Covenant House New Jersey in Newark during the 2021 season to support



homeless youth through education, employment and financial literacy...Contributed grants through the NFL Foundation to the Pasadena Giants and Life Builders Inc., which provides mentorship services to children and adults... Provided Thanksgiving meals to families in Yonkers.

## PERSONAL

- » Full name is Darnay Darius Robert Holmes...Earned a bachelor's degree in African American studies in 3 years...Started his prep career at Oaks Christian before transferring to Newbury Park High School for his sophomore season, playing with his older brother (Darick Jr.) and catching 87 passes for 1,349 yards and 15 touchdowns...Transferred to Calabasas (Calif.) High School for his junior and senior seasons, leading the program to back-to-back section titles for the first time in school history...Concluded career with 39 touchdown catches...As a senior in 2015, had 69 receptions for 1,214 yards and 14 touchdowns, plus 30 tackles on defense...Also returned kickoffs...Led the Coyotes to their first CIF football championship...Holmes scored 5 touchdowns 4 different ways in a 42-3 victory against Palos Verdes in a CIF Southern Section Western Division final...In the game, he scored twice on punt returns and added scores rushing, receiving and on a 68-yard interception return...Invited to the U.S. Army All-America Bowl Game...Father, Darick Holmes, was an NFL running back from 1995-99 and rushed for 1,769 yards and 11 touchdowns for Buffalo, Green Bay and Indianapolis...Brother played wide receiver at Arizona from 2015-18...Also has an older sister, Derica...Earned a spot on the athletic director's Academic Honor Roll in Spring 2018 and Fall 2018.

### DARNAY HOLMES' NFL REGULAR SEASON DEFENSIVE STATISTICS

DATE	TEAM	GP	GS	TACKLES						INTERCEPTIONS						O. FUMB			ST			MISC										
				TK	S	A	TFL	YDS	SK	YDS	QBH	NO	YDS	LG	TD	PD	FF	FR	TD	YDS	TK	S	A	FF	FR	S	A					
2020	N.Y. Giants	12	5	30	23	7	0	0	0.5	3.5	2	1	0	0	0	5	0	1	0	0	0	0	0	0	0	0	0	0	0	0	0	0
2021	N.Y. Giants	11	4	28	20	8	0	0	0.0	0.0	1	1	15	15	0	2	0	0	0	0	0	0	0	0	0	1	1	0	0	0	0	0
2022	N.Y. Giants	15	2	38	28	10	2	3	0.0	0.0	1	0	0	0	0	8	1	0	0	0	0	0	0	0	0	0	0	0	0	0	0	0
2023	N.Y. Giants	16	0	11	10	1	1	5	0.0	0.0	0	2	13	11	0	3	0	0	0	0	0	0	0	0	7	7	0	1	0	0	0	0
<b>NFL TOTALS</b>		<b>54</b>	<b>11</b>	<b>107</b>	<b>81</b>	<b>26</b>	<b>3</b>	<b>8</b>	<b>0.5</b>	<b>3.5</b>	<b>4</b>	<b>4</b>	<b>28</b>	<b>15</b>	<b>0</b>	<b>18</b>	<b>1</b>	<b>1</b>	<b>0</b>	<b>0</b>	<b>0</b>	<b>0</b>	<b>0</b>	<b>0</b>	<b>8</b>	<b>8</b>	<b>0</b>	<b>1</b>	<b>0</b>	<b>0</b>	<b>0</b>	<b>0</b>

### DARNAY HOLMES' NFL POSTSEASON DEFENSIVE STATISTICS

DATE	TEAM	GP	GS	TACKLES						INTERCEPTIONS						O. FUMB			ST			MISC											
				TK	S	A	TFL	YDS	SK	YDS	QBH	NO	YDS	LG	TD	PD	FF	FR	TD	YDS	TK	S	A	FF	FR	S	A						
2022	N.Y. Giants	2	2	7	4	3	2	4	0.0	0.0	0	0	0	0	0	0	0	0	0	0	0	0	0	0	0	0	0	0	0	0	0	0	0
<b>NFL TOTALS</b>		<b>2</b>	<b>2</b>	<b>7</b>	<b>4</b>	<b>3</b>	<b>2</b>	<b>4</b>	<b>0.0</b>	<b>0.0</b>	<b>0</b>	<b>0</b>	<b>0</b>	<b>0</b>	<b>0</b>	<b>0</b>	<b>0</b>	<b>0</b>	<b>0</b>	<b>0</b>	<b>0</b>	<b>0</b>	<b>0</b>	<b>0</b>	<b>0</b>	<b>0</b>	<b>0</b>	<b>0</b>	<b>0</b>	<b>0</b>	<b>0</b>	<b>0</b>	<b>0</b>

### DARNAY HOLMES' NFL REGULAR SEASON RETURN STATISTICS

DATE	TEAM	RET.	KICKOFF RETURNS				PUNT RETURNS							
			YDS.	AVG.	LG	TD	NO.	FC	YDS.	AVG.	LG	TD		
2020	N.Y. Giants	0	0	0.0	0	0	0	0	0	0	0	0	0	0
2021	N.Y. Giants	5	97	19.4	23	0	0	0	0	0	0	0	0	
2022	N.Y. Giants	0	0	0.0	0	0	1	0	0	0	0	0	0	
2023	N.Y. Giants	0	0	0.0	0	0	0	0	0	0	0	0	0	
<b>NFL TOTALS</b>		<b>5</b>	<b>97</b>	<b>19.4</b>	<b>23</b>	<b>0</b>	<b>1</b>	<b>0</b>	<b>0</b>	<b>0</b>	<b>0.0</b>	<b>0</b>	<b>0</b>	

### DARNAY HOLMES' NFL POSTSEASON RETURN STATISTICS

DATE	TEAM	RET.	KICKOFF RETURNS				PUNT RETURNS						
			YDS.	AVG.	LG	TD	NO.	FC	YDS.	AVG.	LG	TD	
2022	N.Y. Giants	0	0	0.0	0	0	0	0	0	0	0	0	0
<b>NFL TOTALS</b>		<b>0</b>	<b>0</b>	<b>0.0</b>	<b>0</b>	<b>0</b>	<b>0</b>	<b>0</b>	<b>0</b>	<b>0</b>	<b>0.0</b>	<b>0</b>	<b>0</b>

## SINGLE-GAME HIGHS: DEFENSIVE

<b>Total Tackles</b>	6 at Minnesota Vikings, Dec 24, 2022 6 at Tennessee Titans, Sep 11, 2022 6 at Washington Football Team, Sep 16, 2021 5 at Dallas Cowboys, Nov 12, 2023 ...3 more at 5.	<b>Tackles For Loss</b>	1 at San Francisco 49ers, Sep 21, 2023 1 vs. Indianapolis Colts, Jan 01, 2023 1 vs. Houston Texans, Nov 13, 2022
<b>Solo Tackles</b>	5 at Dallas Cowboys, Nov 12, 2023 5 at Tennessee Titans, Sep 11, 2022 5 at Washington Football Team, Sep 16, 2021 4 at Minnesota Vikings, Dec 24, 2022 ...5 more at 4.	<b>Interceptions</b>	1 at Washington Commanders, Nov 19, 2023 1 at Dallas Cowboys, Nov 12, 2023 1 vs. Philadelphia Eagles, Nov 28, 2021 ...1 more at 1.
<b>Sacks</b>	0.5 at Dallas Cowboys, Oct 11, 2020	<b>Interception Return Yards</b>	15 vs. Philadelphia Eagles, Nov 28, 2021 11 at Dallas Cowboys, Nov 12, 2023 2 at Washington Commanders, Nov 19, 2023
<b>Passes Defensed</b>	2 at Dallas Cowboys, Nov 24, 2022 2 at Dallas Cowboys, Oct 11, 2020 1 at Washington Commanders, Nov 19, 2023 1 at Dallas Cowboys, Nov 12, 2023 ...12 more at 1.	<b>Special Teams Tackles</b>	1 at San Francisco 49ers, Sep 21, 2023 1 vs. Atlanta Falcons, Sep 26, 2021
<b>Fumble Recoveries</b>	1 vs. Tampa Bay Buccaneers, Nov 02, 2020		

## SINGLE-GAME HIGHS - POSTSEASON: DEFENSIVE

<b>Total Tackles</b>	6 at Minnesota Vikings, Jan 15, 2023 1 at Philadelphia Eagles, Jan 21, 2023	<b>Tackles For Loss</b>	2 at Minnesota Vikings, Jan 15, 2023
<b>Solo Tackles</b>	3 at Minnesota Vikings, Jan 15, 2023 1 at Philadelphia Eagles, Jan 21, 2023		



# TIMMY HORNE

DL

HEIGHT: 6-4  
WEIGHT: 323  
COLLEGE: KANSAS STATE  
HOW ACQUIRED: FA-'23  
NFL EXP.: 3RD YEAR  
GIANTS EXP.: 2ND YEAR

96

## TRANSACTIONS

- » Originally signed as a rookie free agent by the Atlanta Falcons on May 2, 2022...Waived by Atlanta on Aug. 29, 2023, and signed to the Falcons' practice squad on Aug. 30, 2023...Elevated to the Falcons' active roster on Sept. 23, 30 and Nov. 11...Signed off the Falcons' practice squad to the Giants' active roster on Dec. 21, 2023.

## CAREER HIGHLIGHTS

- » Has played in 21 games in his career with 5 starts...Played in 20 games and made all 5 of his starts with Atlanta...Totals include 31 tackles, 2 passes defended, and one quarterback hit.
- » In 2023, played 3 games for the Falcons and one for the Giants...Made 4 solo tackles with the Falcons...Played 7 defensive snaps in his Giants debut at Philadelphia (12/25).
- » As a rookie in 2022, played in all 17 games with 5 starts...Finished with 27 tackles (13 solo), one quarterback hit, and one pass defended...Had one tackle in his NFL debut vs. New Orleans (9/11)...Set a career-high with 4 tackles vs. Carolina (10/30)...Made his first start at Washington (11/27) and collected 3 tackles.

## COLLEGE

- » Played 4 seasons (2017-20) at UNC Charlotte before transferring to Kansas State, where he played one season...Made 30 starts across 55 career games...Produced 121 tackles, 17 tackles for loss, 4.0 sacks, 3 fumble recoveries, and 2 passes defended.
- » Played in all 12 games for Kansas State in 2021 and recorded 20 tackles, 3 tackles for loss, 2.0 sacks and one fumble recovery.
- » Recorded 101 tackles, 14 tackles for loss, 2.0 sacks, and 2 passes defended in 4 seasons at UNC Charlotte...Earned All-Conference USA honors in 2020.

## OFF-THE-FIELD ACTIVITY

- » Met with members from the Wounded Warriors Project during their visit to the Quest Diagnostics Training Center to watch practice and enjoy a day with the Giants.

## PERSONAL

- » Was a 2-star prospect coming out of high school...A 3-year letterwinner at Anson (N.C.) High School...Participated in the 2015 Shrine Bowl...Also played basketball...Son of Reva Horne.

### TIMMY HORNE'S NFL REGULAR SEASON DEFENSIVE STATISTICS

DATE	TEAM	GP	GS	TACKLES								INTERCEPTIONS					O. FUMB				ST				MISC									
				TK	S	A	TFL	YDS	SK	YDS	QBH	NO	YDS	LG	TD	PD	FF	FR	TD	YDS	TK	S	A	FF	FR	S	A							
2022	Atlanta	17	5	27	13	14	0	0	0.0	0.0	1	0	0	0	0	1	0	0	0	0	0	0	0	0	0	0	0	0	0	0	0	0	0	0
2023	Atlanta	3	0	4	0	4	0	0	0.0	0.0	0	0	0	0	0	1	0	0	0	0	0	0	0	0	0	0	0	0	0	0	0	0	0	
Went from Atlanta to N.Y. Giants.																																		
2023	N.Y. Giants	1	0	0	0	0	0	0	0.0	0.0	0	0	0	0	0	0	0	0	0	0	0	0	0	0	0	0	0	0	0	0	0	0		
2023	TOTAL	4	0	4	0	4	0	0	0.0	0.0	0	0	0	0	0	1	0	0	0	0	0	0	0	0	0	0	0	0	0	0	0	0		
<b>NFL TOTALS</b>		<b>21</b>	<b>5</b>	<b>31</b>	<b>13</b>	<b>18</b>	<b>0</b>	<b>0</b>	<b>0.0</b>	<b>0.0</b>	<b>1</b>	<b>0</b>	<b>0</b>	<b>0</b>	<b>0</b>	<b>2</b>	<b>0</b>	<b>0</b>	<b>0</b>	<b>0</b>	<b>0</b>	<b>0</b>	<b>0</b>	<b>0</b>	<b>0</b>	<b>0</b>	<b>0</b>	<b>0</b>	<b>0</b>	<b>0</b>	<b>0</b>	<b>0</b>		

## SINGLE-GAME HIGHS: DEFENSIVE

**Total Tackles** 4 vs. Carolina Panthers, Oct 30, 2022  
3 at Baltimore Ravens, Dec 24, 2022  
3 at New Orleans Saints, Dec 18, 2022  
3 at Washington Commanders, Nov 27, 2022  
...1 more at 3.

**Solo Tackles** 3 at Carolina Panthers, Nov 10, 2022  
3 vs. Carolina Panthers, Oct 30, 2022  
2 at Baltimore Ravens, Dec 24, 2022  
2 vs. Pittsburgh Steelers, Dec 04, 2022  
1 vs. Arizona Cardinals, Jan 01, 2023  
...2 more at 1.





# JALIN HYATT

WR

HEIGHT: 6-0  
WEIGHT: 185  
COLLEGE: TENNESSEE  
HOW ACQUIRED: D3-'23  
NFL EXP.: 2ND YEAR  
GIANTS EXP.: 2ND YEAR

13

## TRANSACTIONS

- » Originally a 3rd-round (73rd pick overall) draft choice by the Giants in 2023.

## CAREER HIGHLIGHTS

- » As a rookie in 2023, Hyatt played in all 17 games with 7 starts...Caught 23 passes for 373 yards (16.2-yard avg.) with a long of 58...His 16.2 yards-per-reception led the team, ranked 4th among all rookies in 2023 (min. 10 catches), and were the most by a Giants rookie since Hakeem Nicks averaged 16.8 yards in 2009.
- » Had 3 receptions of 40-plus yards, which was tied for the 3rd-most among rookies...It was also the most by a Giants rookie since Darius Slayton had 3 in 2019.
- » Recorded his first career catch on 58-yard pass from Daniel Jones and finished with 2 catches for 89 yards at Arizona (9/17)...The 58-yarder was the longest reception by a Giants rookie since running back Paul Perkins had a 67-yard reception at Minnesota on Oct. 3, 2016.
- » Started his first game vs. Washington (10/22) and finished with 2 catches for 75 yards.
- » Finished with season-high totals of 5 catches for 109 yards (21.8-yard avg.) vs. New England (11/26), the most receiving yards by a Giants rookie since Kadarius Toney had 189 receiving yards at Dallas on Oct. 10, 2021...It was also the highest receiving average by a Giants rookie since Slayton averaged 30.8 yards per catch (min. 5 receptions) at Philadelphia on Dec. 9, 2019.

## COLLEGE

- » Played in 35 games with 14 starts in 3 seasons at Tennessee...Tallied 108 receptions for 1,769 yards (16.4-yard avg.) and 19 touchdowns, the latter figure tying him with Peerless Price for 4th in program history...Recorded 5 games with more than 100 receiving yards receiving and 5 with multiple touchdown receptions...Of his 108 catches, 52 went for 10+ yards, 30 for 20+ yards, 21 for 30+ yards and 12 for 40+ yards...Hyatt was the first player in program history to win the Biletnikoff Award, presented annually to the most outstanding receiver in the FBS...Holds Tennessee records for single-game touchdown receptions (5 vs. Alabama on 10/15/22), single-game points scored (30 vs. Alabama on 10/15/22) and single-season receiving touchdowns (15 in 2022)...Declared for the 2023 NFL Draft following his 2022 junior season.
- » In 2022, started all 12 regular-season games...Opted out of the Orange Bowl...Captured the Biletnikoff Award as the nation's best receiver...Became Tennessee's 13th unanimous first-team All-American and the first since defensive back Eric Berry in 2009...Hyatt was the first wide receiver in program history to achieve that feat.
- » Recorded 67 receptions for 1,267 yards (18.9-yard avg.), a school-record 15 touchdowns, and 105.6 yards a game, all career highs...Finished 2nd in the FBS and first in the Power Five in receiving touchdowns...Led the SEC in receiving yards, touchdowns, receptions per game (5.6) and receiving yards per game...His 15 receiving scores tied for 6th in SEC single-season history, while his 1,267 yards finished 2nd in school history – 31 yards shy of Robert Meachem's record in 2006.
- » Unanimous first-team All-SEC selection...Led the nation in 40+ yard receptions (11), 50+ yard catches (7) and 60+ yard catches (5)...His 11 40+ yard catches were better than 8 SEC teams' season total...Led SEC with 100-yard receiving games...Had multiple receiving touchdowns in each of 4 consecutive games from Oct. 8-29 to become the first Vol to accomplish that feat.
- » Produced the greatest single-game receiving performance in school history in a victory vs. No. 3 Alabama on Oct. 15, with 6 receptions for 207 yards and a school-record 5 touchdowns...Registered the longest catch of his career, a 78-yard catch-and-run, and also had scoring receptions of 36, 11, 60 and 13 yards...His 5 touchdown catches surpassed the previous program mark of 3 by 12 different Vols.
- » As a sophomore in 2021, played in all 13 games with one start...Caught 21 passes for 226 yards and 2 scores...In 2020, was one of the SEC's best freshman wide receivers...Played in all 10 games with one start...Ranked 2nd on the team with 20 receptions for 276 yards and 2 touchdowns...Among SEC true freshmen, ranked 6th in receiving yards, 3rd in receiving touchdowns and 3rd in yards-per-catch (13.8).

## OFF-THE-FIELD ACTIVITY

- » Joined Project Kind, an organization to support those experiencing homelessness, to host an event with 125 people from the organization for a day of haircuts, spa treatments and lunch at MetLife stadium...The entire 2023 rookie class visited Harlem, where players were split into groups to visit 4 different schools and hosted a flag football clinic for 50 of the boys in the Harlem Giants program...To celebrate Halloween, dressed in costume to visit patients and distribute giftbags at Hackensack University Medical Center's Joseph M. Sanzari Children's Hospital...Continued the annual rookie Thanksgiving tradition at the Community Kitchen located at the Food Bank for New York City in Harlem to hand out turkeys and meals for people in need...Met with members from the Wounded Warriors Project during their visit to the Quest Diagnostics Training Center to watch practice and enjoy a day with the Giants... Represented the Boys and Girls Club during the NFL's Week 13 My Cause My Cleats initiative.

## PERSONAL

- » Recreation and sport management major...Grew up in Irmo, just outside Columbia, S.C., and started playing flag football at age 5 at the YMCA...Played basketball and youth football (wide receiver and quarterback) throughout middle school and was also a ball boy for Dutch Fork High School from 3-6 grade...Finished his 3-year varsity career at Dutch Fork with 180 catches for 3,624 yards and 57 touchdowns...As a sophomore at Dutch Fork in 2017, caught 43 passes for 947 yards and 10 touchdowns. As a junior, had 71 receptions for 1,316 yards and 21 touchdowns and earned 2nd-team all-state honors for a team that went 13-0 and a state championship...As a senior, led the team to another title (the program's 4th in a row) and scored 3 touchdowns, including the game-winner in overtime, in the championship game...With 66 catches for 1,361 yards and 26 touchdowns, named first-team all-state and was a finalist for South Carolina's Mr. Football...Member of the 2019 SCFCA Class 5A All-State Team and 2018 All-USA South Carolina 2nd-team selection.
- » Hyatt also participated in strength competitions in high school and was an All-American in track (sprints and relays) as a junior, setting personal bests in the 100 meters (10.46) and 200 meters (21.14)...His father (Jamie) was a professional cyclist and his mother (Enevelyn) was an all-state sprinter in high school... Recipient of the Dr. Eric W. Barton Football Scholarship and the Michael & Christy Coffey Athletic Scholarship Endowment.

## JALIN HYATT'S NFL REGULAR SEASON RUSHING/RECEIVING STATISTICS

DATE	TEAM	GP	GS	RECEIVING					RUSHING				
				NO.	YDS.	AVG.	LG	TD	NO.	YDS.	AVG.	LG	TD
2023	N.Y. Giants	17	7	23	373	16.2	58	0	0	0	0.0	0	0
<b>NFL TOTALS</b>		<b>17</b>	<b>7</b>	<b>23</b>	<b>373</b>	<b>16.2</b>	<b>58</b>	<b>0</b>	<b>0</b>	<b>0</b>	<b>0.0</b>	<b>0</b>	<b>0</b>

## SINGLE-GAME HIGHS: RECEIVING

<b>Receptions</b>	5 vs. New England Patriots, Nov 26, 2023 3 vs. Los Angeles Rams, Dec 31, 2023 3 at Buffalo Bills, Oct 15, 2023 2 vs. Green Bay Packers, Dec 11, 2023 2 at Las Vegas Raiders, Nov 05, 2023 ...3 more at 2.	<b>Longest Receptions</b>	58 at Arizona Cardinals, Sep 17, 2023 42 vs. Washington Commanders, Oct 22, 2023 41 vs. New England Patriots, Nov 26, 2023 33 vs. Washington Commanders, Oct 22, 2023 31 at Arizona Cardinals, Sep 17, 2023
<b>Receiving Yards</b>	109 vs. New England Patriots, Nov 26, 2023 89 at Arizona Cardinals, Sep 17, 2023 75 vs. Washington Commanders, Oct 22, 2023 25 vs. Los Angeles Rams, Dec 31, 2023 21 at Buffalo Bills, Oct 15, 2023	<b>All-Purpose Yards</b>	109 vs. New England Patriots, Nov 26, 2023 89 at Arizona Cardinals, Sep 17, 2023 75 vs. Washington Commanders, Oct 22, 2023 25 vs. Los Angeles Rams, Dec 31, 2023 21 at Buffalo Bills, Oct 15, 2023
<b>Receiving Average</b>	21.8 vs. New England Patriots, Nov 26, 2023 8.3 vs. Los Angeles Rams, Dec 31, 2023 7.0 at Buffalo Bills, Oct 15, 2023	<b>Miscellaneous Tackles</b>	1 at Dallas Cowboys, Nov 12, 2023

## 100-YARD RECEIVING GAMES (1): REGULAR SEASON

DATE	TEAM	NO.	YDS.	AVG.	LG	TD
11/26/23	NEW ENGLAND	5	109	21.8	41	0

## 2023 GAME-BY-GAME REGULAR-SEASON STATISTICS (N.Y. GIANTS)

DATE	OPPONENT	P/S	RECEIVING					RUSHING					W/L	SCORE
			NO.	YDS.	AVG.	LG	TD	NO.	YDS.	AVG.	LG	TD		
09/10	Dallas	P	0	0	0.0	0	0	0	0	0.0	0	0	L	0-40
09/17	at Arizona	P	2	89	44.5	58	0	0	0	0.0	0	0	W	31-28
09/21	at San Francisco	P	0	0	0.0	0	0	0	0	0.0	0	0	L	12-30
10/02	Seattle	P	2	10	5.0	7	0	0	0	0.0	0	0	L	3-24
10/08	at Miami	P	0	0	0.0	0	0	0	0	0.0	0	0	L	16-31
10/15	at Buffalo	P	3	21	7.0	12	0	0	0	0.0	0	0	L	9-14
10/22	Washington	S	2	75	37.5	42	0	0	0	0.0	0	0	W	14-7
10/29	N.Y. Jets	P	0	0	0.0	0	0	0	0	0.0	0	0	L	10-13+
11/05	at Las Vegas	P	2	19	9.5	13	0	0	0	0.0	0	0	L	6-30
11/12	at Dallas	P	0	0	0.0	0	0	0	0	0.0	0	0	L	17-49
11/19	at Washington	S	1	7	7.0	7	0	0	0	0.0	0	0	W	31-19
11/26	New England	S	5	109	21.8	41	0	0	0	0.0	0	0	W	10-7
12/11	Green Bay	S	2	13	6.5	8	0	0	0	0.0	0	0	W	24-22
12/17	at New Orleans	S	0	0	0.0	0	0	0	0	0.0	0	0	L	6-24
12/25	at Philadelphia	S	0	0	0.0	0	0	0	0	0.0	0	0	L	25-33
12/31	L.A. Rams	S	3	25	8.3	18	0	0	0	0.0	0	0	L	25-26
01/07	Philadelphia	P	1	5	5.0	5	0	0	0	0.0	0	0	W	27-10
<b>2023 TOTALS</b>		<b>17-7</b>	<b>23</b>	<b>373</b>	<b>16.2</b>	<b>58</b>	<b>0</b>	<b>0</b>	<b>0</b>	<b>0.0</b>	<b>0</b>	<b>0</b>	<b>6-11</b>	

+ - Overtime



# TYREE JACKSON

TE

HEIGHT: 6-7  
 WEIGHT: 249  
 COLLEGE: BUFFALO  
 HOW ACQUIRED: FA-'23  
 NFL EXP.: 4TH YEAR  
 GIANTS EXP.: 2ND YEAR

84

## TRANSACTIONS

- » Originally signed as a rookie free agent by the Buffalo Bills on May 9, 2019...Waived by Buffalo on Aug. 31, 2019... Signed by the Philadelphia Eagles on Jan. 7, 2021...Waived by Philadelphia on Aug. 29, 2023...Signed to the Giants' practice squad on Aug. 31, 2023...Elevated to the active roster on Nov. 11 and 18, 2023...Signed to the Giants' active roster on Jan. 6, 2024.

## CAREER HIGHLIGHTS

- » Jackson, a former college quarterback, has played in 16 games with 4 starts for the Eagles and Giants...He has 3 receptions for 22 yards and one touchdown.
- » In 2023, played in 2 games with one start in his first season with the Giants...Started in his Giants debut at Dallas (11/12) and played the following week at Washington (11/19)...Totaled 18 offensive snaps.
- » In 2022, played in 5 games for Philadelphia.
- » In 2021, signed with the Eagles, who converted him to tight end...Played in his first 9 NFL games with 3 starts...Caught 3 passes for 22 yards, including a 3-yard touchdown on a pass from Gardner Minshew, vs. Dallas (1/8).

## COLLEGE

- » Jackson played in 32 games in 3 seasons (2016-18) at the University of Buffalo...Completed 533 of 955 passes (55.8%) for 6,999 yards, 49 touchdowns, and 24 INTs...Also tallied 757 rushing yards and 16 touchdowns on 201 attempts...In his final season in 2018, posted career-high totals of 497 passes, 225 completions, 3,131 yards, 28 touchdown passes, and 12 interceptions, plus 7 rushing touchdowns...In 2015, ran for a career-high 399 yards.

## PERSONAL

- » Social science interdisciplinary major...Four-year starter at Mona Shores High School in Norton Shores, Mi....In his junior and senior seasons, threw for 4,491 yards and 50 touchdowns, and rushed for 1,064 yards and 13 scores...As a senior, led the Sailors to their first appearance in the state championship game in almost 50 years, and was named first-team all-state...Detroit Free Press ranked him as the 38th best prospect in Michigan...Finished his career in the top 5 in state history in career touchdown passes, completions, and passing yards...Also played basketball at Mona Shores.

### TYREE JACKSON'S NFL REGULAR SEASON RUSHING/RECEIVING STATISTICS

DATE	TEAM	GP	GS	RECEIVING					RUSHING				
				NO.	YDS.	AVG.	LG	TD	NO.	YDS.	AVG.	LG	TD
2021	Philadelphia	9	3	3	22	7.3	13	1	0	0	0.0	0	0
2022	Philadelphia	5	0	0	0	0.0	0	0	0	0	0.0	0	0
2023	N.Y. Giants	2	1	0	0	0.0	0	0	0	0	0.0	0	0
<b>NFL TOTALS</b>		<b>16</b>	<b>4</b>	<b>3</b>	<b>22</b>	<b>7.3</b>	<b>13</b>	<b>1</b>	<b>0</b>	<b>0</b>	<b>0.0</b>	<b>0</b>	<b>0</b>

### TYREE JACKSON'S NFL POSTSEASON RUSHING/RECEIVING STATISTICS

DATE	TEAM	GP	GS	RECEIVING					RUSHING				
				NO.	YDS.	AVG.	LG	TD	NO.	YDS.	AVG.	LG	TD
2021	Philadelphia	0	0	0	0	0.0	0	0	0	0	0.0	0	0
2022	Philadelphia	0	0	0	0	0.0	0	0	0	0	0.0	0	0
<b>NFL TOTALS</b>		<b>0</b>	<b>0</b>	<b>0</b>	<b>0</b>	<b>0.0</b>	<b>0</b>	<b>0</b>	<b>0</b>	<b>0</b>	<b>0.0</b>	<b>0</b>	<b>0</b>



SINGLE-GAME HIGHS: RECEIVING

**Receptions** 3 vs. Dallas Cowboys, Jan 08, 2022  
**Receiving Yards** 22 vs. Dallas Cowboys, Jan 08, 2022  
**Receiving Average** 7.3 vs. Dallas Cowboys, Jan 08, 2022  
**Longest Receptions** 13 vs. Dallas Cowboys, Jan 08, 2022  
 6 vs. Dallas Cowboys, Jan 08, 2022  
 3t vs. Dallas Cowboys, Jan 08, 2022

**Receiving TDs** 1 vs. Dallas Cowboys, Jan 08, 2022  
**All-Purpose Yards** 22 vs. Dallas Cowboys, Jan 08, 2022  
**Most TDs** 1 vs. Dallas Cowboys, Jan 08, 2022

2021 GAME-BY-GAME REGULAR-SEASON STATISTICS (PHILADELPHIA)

DATE	OPPONENT	P/S	PASSING										RUSHING				W/L	SCORE		
			ATT	CMP	YDS	PCT	Y/A	Y/C	TD	INT	LG	SK/YD	RATE	ATT	YDS	LG			TD	
09/12	at Atlanta																		W	32-6
09/19	San Francisco																		L	11-17
09/27	at Dallas																		L	21-41
10/03	Kansas City																		L	30-42
10/10	at Carolina																		W	21-18
10/14	Tampa Bay																		L	22-28
10/24	at Las Vegas																		L	22-33
10/31	at Detroit																		W	44-6
11/07	L.A. Chargers	P	0	0	0	0.0	0.0	0.0	0	0	0	0/0	0.0	0	0	0	0	0	L	24-27
11/14	at Denver	P	0	0	0	0.0	0.0	0.0	0	0	0	0/0	0.0	0	0	0	0	0	W	30-13
11/21	New Orleans	P	0	0	0	0.0	0.0	0.0	0	0	0	0/0	0.0	0	0	0	0	0	W	40-29
11/28	at N.Y. Giants	P	0	0	0	0.0	0.0	0.0	0	0	0	0/0	0.0	0	0	0	0	0	L	7-13
12/05	at N.Y. Jets	S	0	0	0	0.0	0.0	0.0	0	0	0	0/0	0.0	0	0	0	0	0	W	33-18
12/21	Washington	P	0	0	0	0.0	0.0	0.0	0	0	0	0/0	0.0	0	0	0	0	0	W	27-17
12/26	N.Y. Giants	P	0	0	0	0.0	0.0	0.0	0	0	0	0/0	0.0	0	0	0	0	0	W	34-10
01/02	at Washington	S	0	0	0	0.0	0.0	0.0	0	0	0	0/0	0.0	0	0	0	0	0	W	20-16
01/08	Dallas	S	0	0	0	0.0	0.0	0.0	0	0	0	0/0	0.0	0	0	0	0	0	L	26-51
<b>2021 TOTALS</b>		<b>9-3</b>	<b>0</b>	<b>0</b>	<b>0</b>	<b>0.0</b>	<b>0.0</b>	<b>0.0</b>	<b>0</b>	<b>0</b>	<b>0</b>	<b>0/0</b>	<b>0.0</b>	<b>0</b>	<b>0</b>	<b>0</b>	<b>0</b>	<b>0</b>	<b>9-8</b>	

2022 GAME-BY-GAME REGULAR-SEASON STATISTICS (PHILADELPHIA)

DATE	OPPONENT	P/S	PASSING										RUSHING				W/L	SCORE		
			ATT	CMP	YDS	PCT	Y/A	Y/C	TD	INT	LG	SK/YD	RATE	ATT	YDS	LG			TD	
09/11	at Detroit																		W	38-35
09/19	Minnesota																		W	24-7
09/25	at Washington																		W	24-8
10/02	Jacksonville																		W	29-21
10/09	at Arizona																		W	20-17
10/16	Dallas																		W	26-17
10/30	Pittsburgh																		W	35-13
11/03	at Houston																		W	29-17
11/14	Washington																		L	21-32
11/20	at Indianapolis	P	0	0	0	0.0	0.0	0.0	0	0	0	0/0	0.0	0	0	0	0	0	W	17-16
11/27	Green Bay	P	0	0	0	0.0	0.0	0.0	0	0	0	0/0	0.0	0	0	0	0	0	W	40-33
12/04	Tennessee	P	0	0	0	0.0	0.0	0.0	0	0	0	0/0	0.0	0	0	0	0	0	W	35-10
12/11	at N.Y. Giants	P	0	0	0	0.0	0.0	0.0	0	0	0	0/0	0.0	0	0	0	0	0	W	48-22
12/18	at Chicago	P	0	0	0	0.0	0.0	0.0	0	0	0	0/0	0.0	0	0	0	0	0	W	25-20
12/24	at Dallas																		L	34-40
01/01	New Orleans																		L	10-20
01/08	N.Y. Giants																		W	22-16
<b>2022 TOTALS</b>		<b>5-0</b>	<b>0</b>	<b>0</b>	<b>0</b>	<b>0.0</b>	<b>0.0</b>	<b>0.0</b>	<b>0</b>	<b>0</b>	<b>0</b>	<b>0/0</b>	<b>0.0</b>	<b>0</b>	<b>0</b>	<b>0</b>	<b>0</b>	<b>0</b>	<b>14-3</b>	

## 2023 GAME-BY-GAME REGULAR-SEASON STATISTICS (N.Y. GIANTS)

DATE	OPPONENT	P/S	PASSING											RUSHING				W/L	SCORE			
			ATT	CMP	YDS	PCT	Y/A	Y/C	TD	INT	LG	SK/YD	RATE	ATT	YDS	LG	TD					
09/10	Dallas																				L	0-40
09/17	at Arizona																				W	31-28
09/21	at San Francisco																				L	12-30
10/02	Seattle																				L	3-24
10/08	at Miami																				L	16-31
10/15	at Buffalo																				L	9-14
10/22	Washington																				W	14-7
10/29	N.Y. Jets																				L	10-13+
11/05	at Las Vegas																				L	6-30
11/12	at Dallas																				L	17-49
11/19	at Washington																				W	31-19
11/26	New England																				W	10-7
12/11	Green Bay																				W	24-22
12/17	at New Orleans																				L	6-24
12/25	at Philadelphia																				L	25-33
12/31	L.A. Rams																				L	25-26
01/07	Philadelphia																				W	27-10
<b>2023 TOTALS</b>		<b>0-0</b>	<b>0</b>	<b>0</b>	<b>0</b>	<b>0.0</b>	<b>0.0</b>	<b>0.0</b>	<b>0</b>	<b>0</b>	<b>0</b>	<b>0/0</b>	<b>0.0</b>	<b>0</b>	<b>0</b>	<b>0</b>	<b>0</b>	<b>0</b>	<b>0</b>	<b>6-11</b>		

+ - Overtime

## 2021 GAME-BY-GAME POSTSEASON STATISTICS (PHILADELPHIA)

DATE	OPPONENT	P/S	PASSING											RUSHING				W/L	SCORE			
			ATT	CMP	YDS	PCT	Y/A	Y/C	TD	INT	LG	SK/YD	RATE	ATT	YDS	LG	TD					
01/16	at Tampa Bay																				L	15-31
<b>2021 TOTALS</b>		<b>0-0</b>	<b>0</b>	<b>0</b>	<b>0</b>	<b>0.0</b>	<b>0.0</b>	<b>0.0</b>	<b>0</b>	<b>0</b>	<b>0</b>	<b>0/0</b>	<b>0.0</b>	<b>0</b>	<b>0</b>	<b>0</b>	<b>0</b>	<b>0</b>	<b>0-1</b>			

## 2022 GAME-BY-GAME POSTSEASON STATISTICS (PHILADELPHIA)

DATE	OPPONENT	P/S	PASSING											RUSHING				W/L	SCORE			
			ATT	CMP	YDS	PCT	Y/A	Y/C	TD	INT	LG	SK/YD	RATE	ATT	YDS	LG	TD					
01/21	N.Y. Giants																				W	38-7
01/29	San Francisco																				W	31-7
<b>2022 TOTALS</b>		<b>0-0</b>	<b>0</b>	<b>0</b>	<b>0</b>	<b>0.0</b>	<b>0.0</b>	<b>0.0</b>	<b>0</b>	<b>0</b>	<b>0</b>	<b>0/0</b>	<b>0.0</b>	<b>0</b>	<b>0</b>	<b>0</b>	<b>0</b>	<b>0</b>	<b>2-0</b>			



# THEO JOHNSON

HEIGHT: 6-6  
WEIGHT: 260  
COLLEGE: PENN STATE  
HOW ACQUIRED: D4-'24  
NFL EXP.: R  
GIANTS EXP.: R

TE

47

### TRANSACTIONS

- » Originally a 4th-round (107th pick overall) draft choice by the Giants in 2024.


### CAREER HIGHLIGHTS

- » Played in 44 games with 29 starts in 4 seasons at Penn State...Caught 77 passes for 938 yards (12.2-yard avg.) and 12 touchdowns.
- » In 2023, he started all 13 games and posted career-high totals of 34 receptions, 341 yards, and a team-high-tying 7 touchdowns, and was selected honorable mention All-Big Ten...The 7 touchdown receptions tied for tied for 3rd in a single season among Penn State tight ends...Team captain...Voted honorable mentioned All-Big Ten honorable by the coaches and media...Won Penn State's Iron Lion Award...Earned the team's Lion's Pride Outstanding Senior Player Award along with Curtis Jacobs and Caedan Wallace...Finished tied for 3rd in the nation among tight ends, along with Tyler Warren, with 7 touchdown receptions...Penn State was the only FBS team with multiple tight ends owning 7+ receiving touchdowns in 2023...Tallied a career-high 6 receptions, for 42 yards, vs. Iowa...Posted season-high totals of 66 yards and 2 touchdowns (18 and 30-yarders) on 4 catches vs. UMass.
- » In 2022, played in 11 games with 9 starts...Caught 20 passes for 328 yards and 4 touchdowns...Named the coaching staff's Offensive Player of the Game (Michigan State, 11/26)...Recorded 5 receptions for a career-high 75 yards and one touchdown vs. Minnesota...Contributed 3 catches for 62 yards, including a career-long 48-yarder, and 2 touchdowns vs. Michigan State
- » In 2021, played in 13 games with 6 starts...Had 19 receptions for 213 yards and one touchdown, with a long catch of 37 yards...Caught 2 passes for 29 yards, including a 23-yarder for his first career touchdown, vs. Ball State...Registered a season-high 4 receptions. Both Ohio State and Michigan.
- » As a true freshman in 2020, played in 7 games with one start and finished with 4 receptions for 56 yards. Caught his first 2 career passes vs. Iowa and 2 vs. Illinois.

### PERSONAL

- » Psychology major...Two-year letterman at Holy Names High School in Windsor, Ontario, Canada...Team captain as a senior...Helped the Knights win 3 conference titles...Guided Holy Names to the SWOSSAA and OFSAA titles as a junior and senior...Selected to the Under Armour All-American Game...Earned first-team all-city honors in 2018 and 2019...Was the team MVP as a junior and senior...Full name is Theodore Joseph Johnson...Son of Amy Johnson...Is the 3rd-oldest of 6 brothers (Dominic, Nathan, Levi, Michael and Keon...Brother, Dominic, played football at the University of Buffalo.

RUSHING/RECEIVING STATISTICS												
DATE	TEAM	GP	GS	RECEIVING				RUSHING				
				NO.	YDS	AVG	TD	NO.	YDS.	AVG.	LG	TD
2020	Penn State	7	1	4	56	14.0	0	0	0	0.0	0	0
2021	Penn State	13	6	19	213	11.2	1	0	0	0.0	0	0
2022	Penn State	11	9	20	328	16.4	4	0	0	0.0	0	0
2023	Penn State	13	13	34	341	10.0	7	0	0	0.0	0	0
<b>COLLEGE TOTALS</b>		<b>44</b>	<b>29</b>	<b>77</b>	<b>938</b>	<b>12.2</b>	<b>12</b>	<b>0</b>	<b>0</b>	<b>0.0</b>	<b>0</b>	<b>0</b>



# DANIEL JONES

QB

8

HEIGHT: 6-5  
 WEIGHT: 230  
 COLLEGE: DUKE  
 HOW ACQUIRED: D1-'19  
 NFL EXP.: 6TH YEAR  
 GIANTS EXP.: 6TH YEAR

## HONORS

- » NFC Offensive Player of the Week: 2019 Week 3; 2021 Week 4; 2022 Week 7

## TRANSACTIONS

- » Originally a first-round (6th pick overall) draft choice by the Giants in 2019.

## GIANTS NOTES

- » Jones has completed 1,221 of 1,900 throws for a completion percentage of 64.3 that is the highest in franchise history (min. 1,000 attempts). Eli Manning is 2nd at 60.29 (4,895-8,119)...Jones owns 2 of the 3 highest single season completion percentages in Giants history (not including his 67.5 percentage in 2023, when he did not throw enough passes to qualify for the NFL passing lead).
- » Jones has thrown 40 interceptions among those 1,900 passes, a 2.1 percentage that is the lowest in Giants history among quarterbacks with at least 1,000 attempts. Kerry Collins is 2nd at 2.8 (70 picks in 2,473 passes).
- » Jones' 1,914 rushing yards are a record for a Giants quarterback and his 13 rushing touchdowns are the most by a Giants quarterback who began his career since 1950.
- » In 2022, Jones threw for 3,205 yards and rushed for 708 yards and joined Philadelphia's Jalen Hurts and Buffalo's Josh Allen as the only NFL quarterbacks with 3,000+ passing yards and 500+ rushing yards.
- » Jones, who passed for 3,017 yards as a rookie in 2019, in one of 5 quarterbacks in Giants history with multiple 3,000-yard seasons, joining Manning (14), Phil Simms (6), Collins (4) and Hall of Famer Y.A. Tittle (2).
- » Jones threw only 5 interceptions in 2022 to become just the 2nd quarterback in history with 700+ rushing yards and 5 or fewer interceptions in a season, joining Washington's Robert Griffin III in 2012.
- » That season, Jones led the Giants from deficits of 10+ points 3 times in the first 6 games, tying him for the highest total by a quarterback in the first 6 games of a season since 2000. Kansas City's Elvis Grbac (2000) and Trent Green (2003) and Philadelphia's Nick Foles (2014) also accomplished the feat. Green and Jones were the only 2 quarterbacks to lead their teams to the playoffs in those seasons.
- » Jones - the first of the Giants' 3 first-round draft choices in 2019 - was just the 3rd quarterback selected by the Giants in the first round of the NFL Draft...The others were Phil Simms in 1979 and Philip Rivers in 2004...Rivers was soon sent to the Chargers in the trade that brought Manning to the Giants.
- » In 2019, Jones joined Arizona's Kyler Murray and Jacksonville's Gardner Minshew as rookie quarterbacks who passed for at least 20 touchdowns...It was just the 2nd season in NFL history in which at least 3 rookie quarterbacks threw at least 20 touchdown passes...In 2012, Russell Wilson, Andrew Luck and Griffin comprised the trio.
- » Jones was the first rookie quarterback in NFL history with 2 games of 300+ passing yards and 4+ touchdown passes - and he had 3 of them.
- » Jones threw at least one touchdown pass in each of his first 13 career starts, the 4th-longest streak among quarterbacks who started their careers since the 1970 merger:

Name	Team	Consecutive Starts with a TD Pass	Year(s)
Kurt Warner	St. Louis	23	1999-2000
Baker Mayfield	Cleveland	17	2018-19
Brad Johnson	Minnesota	15	1996-97
<b>Daniel Jones</b>	<b>Giants</b>	<b>13</b>	<b>2019-20</b>

- » Jones' streak was the 2nd-longest in Giants' history; Tittle threw a touchdown pass in 15 consecutive games from 1962-64...Manning had 3 separate 12-game streaks in his 16-year career...Jones' streak ended in Chicago on Sept. 20, 2020.
- » Jones has rushed for 1,905 yards - the record for a Giants quarterback - on 330 attempts, a 5.8-yard average that ranks first among the 87 players in Giants history with 100 or more carries.
- » Jones' 708 rushing yards in 2022 were the most by a quarterback in Giants history.

## CAREER HIGHLIGHTS

- » In his first 5 seasons, Jones has played in 60 regular-season games with starts in each of his last 59 appearances and started both postseason games in which he played...He is the 6th quarterback in the Super Bowl era to start at least 50 regular-season games for the Giants, joining Eli Manning, Phil Simms, Dave Brown, Kerry Collins, and Fran Tarkenton.
- » Jones' totals are 1,900 attempts, 1,221 completions (a Giants-record 64.3%) for 12,512 yards, 62 touchdowns and 40 interceptions for a passer



rating of 85.2...Through the first 5 seasons, Jones' 1,221 completions and 12,512 yards are the 2nd-highest totals in franchise history among quarterbacks who began their careers with the Giants, behind Manning (1,276 completions, 14,623 yards).

- » Jones' 1,221 completions are the 5th-highest total in franchise history, his 1,900 attempts and 12,512 yards are each 6th, and his 62 touchdown passes are 7th.
- » Jones' 64.3 completion percentage is the highest in franchise history (minimum 1,000 attempts):

<b>Daniel Jones (2019-23)</b>	<b>63.96%</b>
Eli Manning (2004-19)	60.29%
Kerry Collins (1999-03)	58.51%
Y.A. Tittle (1961-64)	55.89%
Phil Simms (1979-93)	55.43%

- » In 2 postseason games, Jones completed 39 of 62 passes (62.9%) for 436 yards, 2 touchdowns and one interception for a passer rating of 87.8.
- » Jones has thrown for at least 300 yards in 9 regular-season games (4-5) and one postseason game (1-0).
- » Jones has 332 rushing attempts for 1,914 yards (5.8-yard avg.) and 13 touchdowns with a long run of 80 yards. His 1,914 rushing yards are a record for a Giants quarterback and his 13 rushing touchdowns are the most by a Giants quarterback who began his career since 1950.
- » Since becoming the starter in Week 3 of the 2019 season, Jones has led the Giants in rushing in 15 regular-season games (plus one playoff game), the most by a Giants quarterback in the Super Bowl era...He has also had the team's longest run in 17 games, including 14 in which he was also the leading rusher.
- » Jones' record as a starter is 22-36-1 in the regular season starter and 1-1 in the postseason.
- » Jones has led the Giants to 9 victories in games in which they trailed or were tied in the fourth quarter: Sept. 22, 2019 at Tampa Bay in his first NFL start; Dec. 22, 2019 at Washington; Oct. 3, 2021 at New Orleans; 4 games in 2022, Sept. 11 at Tennessee, Sept. 18 vs. Carolina, Oct. 9 at Green Bay and Oct. 16 vs. Baltimore; and 1 game in 2023, Sept. 17 at Arizona.

## 2023

- » In 2023, started all 6 games in which he played...Inactive at Buffalo (10/15), vs. Washington (10/22) and vs. the Jets (10/29) with a neck injury...Suffered a torn ACL at Las Vegas (11/5) and was placed on season-ending injured reserve on Nov. 7...Completed 108 of 160 passes for 909 yards (67.5%), 2 touchdowns and 6 interceptions...Rushed 40 times for 206 yards (5.2-yard avg.) and one touchdown...Elected a team captain for the 4th consecutive season.
- » Completed 15 of 28 passes for 104 yards and 2 interceptions vs. Dallas (9/10)...Rushed 13 times for 43 yards...His 43 rushing yards were 2nd-most by a Giants quarterback in a season-opening game, behind only Jeff Hostetler, who ran for 45 yards vs. San Francisco on Sept. 2, 1991.
- » Threw for a season-high 321 yards and 2 touchdowns while completing 28 of 37 passes (70.3%) in leading the Giants from a 21-point 3rd-quarter deficit to a victory at Arizona (9/17)...Threw 4th-quarter touchdown passes to Saquon Barkley and Isaiah Hodgins...Rushed 9 times for 59 yards and one touchdown...In the 2nd half, Jones totaled 259 passing yards and 2 touchdowns, and 58 rushing yards and one score...Since 2000, Jones and Michael Vick are the only quarterbacks to post 250+ passing yards, 50+ rushing yards, 2+ passing touchdowns and 1+ rushing touchdown in one half... On Nov. 15, 2010, Vick, then with Philadelphia, threw for 264 yards and 3 touchdowns and ran for 66 yards and 2 scores in the first half of a 59-28 victory in Washington. The Eagles led at halftime, 45-14.
- » The Giants' 21-point comeback win led by Jones tied their largest in franchise history and was their largest of the Super Bowl era... Previously, just twice in their history had the Giants come back from such a deficit in 1945 and 1949...Before defeating the Cardinals, the Giants had lost their previous 150 games when trailing by 21 or more points.
- » Jones completed 22 of 32 passes for 137 yards and one interception at San Francisco (9/21)...Rushed twice for 5 yards...Hit 27 of 34 passes for 203 yards and 2 interceptions vs. Seattle (10/2)...Rushed 10 times for a season-high 66 yards...His 79.4 completion percentage was the 3rd-highest of his career.
- » Completed 14 of 20 passes for 119 yards at Miami (10/8) before exiting the game in the 4th quarter with a neck injury...Rushed 4 times for 24 yards.
- » Missed 3 games before returning at Las Vegas (11/5)...Completed 4 of 9 passes for 25 yards and ran twice for 9 yards in just 21 snaps before suffering a season-ending ACL tear.

## 2022

- » In 2022, Jones started each of the first 16 regular-season games, a career high, and both Giants' postseason games...Did not start in the season finale at Philadelphia (1/8), where the Giants rested most of their starters after clinching the 6th seed in the NFC playoffs.
- » Jones led the Giants to 9 regular-season victories, their highest total since 2016, their first postseason berth since 2016, and their first playoff win in 11 years, an NFC Wild Card triumph in Minnesota...Won 4 consecutive starts for the first time in his career (Oct. 2-23)...Elected one of the Giants' team captains for the 3rd straight year.
- » Completed 317 of 472 passes for 3,205 yards, all career highs...Jones' 15 touchdown passes were the 2nd-highest total of his career, and his 5 interceptions were a career low...His passer rating was a career-best 92.5 and was the highest by a Giants quarterback since Eli Manning's 93.6 rating in 2015.
- » Jones' 67.16 completion percentage was a Giants' single season record, topping the former mark of 65.97 by Manning in 2018 (380-576).
- » Jones had 4 of his 5 highest single-game completion percentages in 2022: 80.9 at Tennessee, 80.6 vs. Washington, 79.2 vs. Indianapolis and 77.8 at Green Bay.
- » Jones led with NFL and set a franchise record by throwing an interception on just 1.1% of his passes (5 in 472 throws)...Kurt Warner (1.4 in 2004) and Jeff Hostetler (1.4 in 1991) are only other Giants quarterbacks in the Super Bowl era to lead qualified passers in interception percentage in a season...Jones did not throw an interception in 10 of his 16 starts, the highest number of starts without throwing a pick by an NFL quarterback in 2022.
- » Jones rushed for a Giants quarterback-record 708 yards and 7 touchdowns on 120 carries, all the 2nd-highest totals on the team...He averaged 5.9 yards a carry...Had 7 games with 9 or more rushing attempts...Only 4 quarterbacks (Justin Fields, Lamar Jackson, Josh Allen and Jalen Hurts) ran for more yards in 2022...Jones, Jackson and Arizona's Kyler Murray were the only quarterbacks with a 300-yard passing game and 100-yard rushing game.
- » Jones was one of 5 quarterbacks to rush for at least 50 yards in 6 different games in 2022, the most by a Giants quarterback in the Super Bowl era.
- » Jones joined Hurts as the only quarterbacks in 2022 and is one of 4 in NFL history with at least 3,200 passing yards, a 65+ completion percentage and 700 or more rushing yards in a season, joining (Robert Griffin III in 2012 and Murray in 2020).
- » Jones played the first 2 postseason games of his career and completed 39 of 62 passes for 436 yards, 2 touchdowns and one interception for a passer rating of 87.8...He also rushed for 102 yards on 23 carries (4.4-yard avg.).
- » Opened the season by completing a career-high 80.9% of his passes (17-21) for 188 yards, 2 touchdowns and one interception for a passer rating of 115.9...The completion percentage was the 5th-highest single-game figure by a Giants quarterback (minimum 20 attempts):

- 87.10 Eli Manning, at Miami, Dec. 14, 2015 (27-31)
- 86.20 Eli Manning, at Houston, Sept. 23, 2018 (25-29)
- 84.61 Kerry Collins, at St. Louis, Sept. 15, 2002 (22-26)
- 82.35 Jeff Hostetler, at Dallas, Sept. 29, 1991 (28-34)
- 80.95 Daniel Jones, at Tennessee, Sept. 11, 2022 (17-21)**

- » Threw a 65-yard touchdown pass to Sterling Shepard that held up as the Giants' longest completion of the season...It was the 2nd-longest scoring throw and tied for the 2nd-longest completion of his career, and it was the longest pass he's thrown to a wide receiver...In his first NFL start on Sept. 29, 2019 at Tampa Bay, Jones tossed a 75-yard touchdown pass to tight end Evan Engram. On Nov. 4 of that season, he completed a 65-yard to Saquon Barkley vs. Dallas.
- » Led a Giants comeback from deficits of 13-0 at halftime and 20-13 in the 4th quarter...Completed a one-yard touchdown pass to Chris Myarick and a 2-point conversion to Barkley with 1:06 left for the deciding points in a 21-20 victory.
- » Had 6 carries for 68 yards, including touchdowns of 21 and 8 yards, vs. Chicago (10/2)...The 21-yard touchdown run was the 2nd-longest of his career...It was the 2nd game in which Jones rushed for 2 touchdowns; the first was in his starting debut at Tampa Bay on Sept. 22, 2019...Jones is one of 2 quarterbacks in Giants history with at least 2 rushing touchdowns in multiple games, joining Super Bowl XXV winner Jeff Hostetler.
- » Completed 21 of 27 passes (77.8%) for 217 yards vs. Green Bay in London (10/9)...Led the Giants from a 17-3 deficit to a 27-20 victory...Jones completed 13 of 14 passes, including a career-high 11 in a row, when the Giants scored 17 unanswered points in the 2nd half.
- » Received his 3rd career NFC Offensive Player of the Week award after a victory at Jacksonville (10/23), where he completed 19 of 30 passes for 202 yards and one touchdown, and rushed for a career-high 107 yards and the go-ahead one-yard touchdown on 11 attempts...Jones' 107 yards were the 4th-highest total by a quarterback in Giants history and the most for a Giants quarterback in 76 years...Harry Newman ran for 114 yards vs. Green Bay on Nov. 11, 1934 and 108 yards at Boston on Oct. 8, 1933. Frank Filchock also had 108 rushing yards, on Oct. 6, 1946, at Pittsburgh.
- » Barkley rushed for 110 yards vs. the Jaguars. Jones and Barkley were the 3rd tandem of rushers to each top 100 rushing yards in a game in Giants history and for the first time, a quarterback was among them...On Dec. 23, 2007, Ahmad Bradshaw rushed for 151 yards and Brandon Jacobs added 143 in a victory in Buffalo...The same duo each passed the century mark on Dec. 13, 2010, when Bradshaw ran for 116 yards and Jacobs 103 in a victory against Minnesota (that was played in Detroit).
- » The win in Jacksonville was the 5th game in 2022 in which Jones led the Giants from a 4th quarter deficit or tie to a victory, which he accomplished 3 times in his first 3 seasons.
- » Recorded a career-high 153.3 passer rating vs. Houston (11/13), completing 13 of 17 passes for 197 yards, 2 touchdowns and, for the 6th consecutive game, no interceptions...The 153.3 rating was the 5th-highest by a Giants quarterback in a game with 15+ pass attempts since the rating system was implemented in 1973...The previous Giants quarterback with at least 15 attempts and a rating of 153.3 or higher was Eli Manning vs. Tampa Bay on Nov. 18, 2018 (155.8).
- » Set season highs for attempts (44, completing 27) and yards (341) while throwing one touchdown pass and 2 interceptions vs. Detroit (11/20)...Jones' streak of passes without an interception ended when rookie Aidan Hutchinson picked off his 2nd-quarter pass intended for Darius Slayton...Jones played more than 6 games and threw 153 passes without one of them ending up in enemy hands, which had been the NFL's longest active streak.
- » Completed 80.6% of his passes (25 of 31), the 2nd-highest figure of his career, vs. Washington (12/4)...Also had a career-high 12 rushing attempts for 71 yards, increasing his season total to 522 and becoming the first Giants quarterback to run for more than 500 yards in the Super Bowl era.
- » Started his 14th consecutive game, the longest streak of his 4-year career, and led the Giants to a victory in Washington (12/18).
- » Completed a career-high 30 passes on 42 attempts for 334 yards and one touchdown at Minnesota (12/24)...His previous best was 29 completions vs. the Rams on Oct. 17, 2021...Tied his career best with 11 consecutive completions...Jones' 334 passing yards were his 2nd-highest total of the season and the 5th-highest of his career...It was Jones' 8th career 300-yard game, the 5th-highest total in Giants history; Hall of Famer Y.A. Tittle is 4th with 9.
- » When Patrick Peterson intercepted a pass in the 4th quarter, it ended Jones' streak of 176 consecutive passes without a pick, the 2nd-longest streak of his career. He threw 177 passes without an interception in 2020.
- » In a playoff-clinching victory vs. Indianapolis (1/1), Jones completed 19 of 24 passes (79.2%) for 177 yards, 2 touchdowns and no interceptions for a 125.2 passer rating that was the 3rd highest of his career...It was the 12th time in 16 games Jones did not throw an interception...Also led the Giants in rushing with 91 rushing yards on 11 carries, including touchdown runs of 18 and 10 yards. The 91 yards were the 3rd-highest total of his career...This was the 2nd game in which he threw for 2 touchdowns and ran for 2 more; he also accomplished that double in his first career start at Tampa Bay on Sept. 22, 2019...Jones' 18-yard touchdown run was the 2nd-longest of his career (21 vs. the Bears on Oct. 2).
- » Made his postseason debut a success by completing 24 of 35 passes for 301 yards and 2 touchdowns and rushed for a team-high 78 yards in a NFC Wild Card victory at Minnesota (1/15)...Jones was the first quarterback in NFL postseason history with 300+ passing yards, 2 touchdown passes, and 70+ rushing yards in a game...He was the 3rd quarterback in postseason history to record 375+ offensive yards and win their first playoff start, joining the Rams' Kurt Warner in 1999 and the 49ers' Colin Kaepernick in 2012...Jones had the 5th 300-yard passing game in the postseason by a Giants quarterback. Kerry Collins and Eli Manning each had 2...He broke an 88-year-old record for the most rushing yards by a Giants quarterback in a playoff game. Ed Danowski set the previous record of 59 yards in the NFL Championship Game victory against the Chicago Bears on Dec. 9, 1934.

## 2021

- » In 2021, Jones started all 11 games in which he played...He was inactive from Dec. 5-Dec. 19 with a neck injury suffered vs. Philadelphia (11/28) before being placed on season-ending injured reserve for the final 3 games...Completed 232 of 361 passes (64.3%) for 2,428 yards, 10 touchdowns and 7 interceptions for a passer rating of 84.8...Finished 3rd on the Giants with 298 rushing yards on 62 carries (4.8-yard avg.) and 2 touchdowns.
- » Jones recorded a passer rating of 90.7 or better in each of the season's first 4 games.
- » Set a then Giants record for the most rushing yards by a quarterback since 1960 when he ran for 95 yards on 9 attempts (10.6-yard avg.) and one touchdown at Washington (9/16)...Eclipsed his own record of 92 yards, which he set at Philadelphia on Oct. 22, 2020...Also completed 22 of 32 passes for 249 yards, a 33-yard touchdown to Darius Slayton and no interceptions... It was his 2nd consecutive game and the 3rd of his career with at least one passing and one rushing touchdown.
- » Became just the 7th quarterback since 2011 with at least 200 passing yards, 90 rushing yards, one passing touchdown and one rushing touchdown in a game.
- » Named NFC Offensive Player of the Week after he set his single-game career highs in passing yards (402), pass yards per attempt (10.05) and passing first downs (17) in a comeback overtime win at New Orleans (10/3)...Threw 2 touchdowns, completed 28 of 40 passes and had one interception on a Hail Mary at the end of the first half for a 108.5 passer rating...The 400-yard game was the first by a Giants quarterback since Manning threw for 434 yards vs. Philadelphia on Dec. 17, 2017 and the first in a victory since Manning passes for 403 yards against Baltimore on Oct. 16, 2016...His 402 passing yards were the 4th-most on the road in Giants history...Jones' touchdown passes were 52 yards to John Ross and 54 yards to Saquon Barkley. It was the first game in which the Giants threw 2 touchdown passes of 50+ yards since Dec. 17, 2017, when Manning had scoring throws of 67 yards to Shepard and 57 yards to Tavarres King...Led the Giants on a 9-play, 75-yard drive in overtime which was capped

off by Barkley's 6-yard touchdown run.

- » Threw a career-high 51 passes, completing 29 for 242 yards and 3 interceptions, vs. the L.A. Rams (10/17).
- » Threw at least one touchdown pass in each of his final 5 games from Oct. 24-Nov. 28...Completed 23 of 33 passing for 203 yards, one touchdown and no interceptions for a 95.9 passer rating vs. Carolina (10/24).
- » Rushed 8 times for 28 yards and caught one pass for 16 yards from wide receiver Dante Pettis on a spectacular one-hand grab for his first career reception...Became the first Giants quarterback since Kerry Collins (-2 yards) on Sept. 10, 2001 at Denver to catch a pass...Jones also joined Cam Newton (twice) and Russell Wilson as the only quarterbacks in NFL history with at least 200 passing, 25 rushing and 15 receiving yards in a single game.
- » Posted his 2nd game of the season with 2 touchdown passes while completing 22 of 33 attempts for 222 yards and one interception at Kansas City (11/1)...Tied his then career high by completing 75.0% of his passes (15 of 20) for 110 yards, one touchdown and no interceptions for a 104.2 passer rating vs. Las Vegas (11/7)...Jones completed all 9 of his passes in the first half. He was the first Giants quarterback to complete all his first half pass attempts with at least 5 throws since Oct. 10, 1993, when Phil Simms was 9-for-9 for 101 yards and 2 touchdowns in a 41-7 victory in Washington.
- » Completed 23 of 38 passes for 167 yards, one touchdown and 2 interceptions at Tampa Bay (11/22)...Threw the lone touchdown pass of the game to tackle Andrew Thomas for a 2-yard score.
- » Hit 19 of 30 passes for 202 yards and one touchdown for a 94.0 passer rating, his 8th game of the season with a rating of 90.0 or better, vs. Philadelphia (11/28)...Suffered a neck injury on the 2nd play but played the rest of the game...Was inactive the next 3 games before going on season-ending injured reserve on Dec. 20.

## 2020

- » In 2020, Jones started all 14 games in which he played...He was inactive at Seattle (12/6) with a hamstring injury and vs. Cleveland (12/20) with hamstring and ankle injuries...Completed 280 of 448 passes (62.5%) for 2,943 yards, 11 touchdowns and 10 interceptions for a passer rating of 80.4...Added 65 rushing attempts for 423 yards (6.5-yard average), then the record for a Giants quarterback in the Super Bowl era...Pro Football Hall of Famer Fran Tarkenton previously held the record with 306 yards in 1967.
- » Jones' 6.5-yard average was the NFL's highest among the 91 players with at least 50 rushing attempts in 2020...It was the 2nd-highest in a single season in Giants history among players with 50+ attempts behind Ward Cuff (6.54 average on 80 carries in 1943).
- » Jones was the first quarterback in Giants history with 2,500 passing yards and 400 rushing yards in a season...Led the Giants in rushing 6 times, a single-season record for a Giants quarterback in the Super Bowl era...Jones first set the mark with 3 leading performances as a rookie in 2019...Lamar Jackson, who led Baltimore in rushing 7 times, was the only quarterback to pace his team more often than Jones.
- » Elected one of the Giants' team captains for the first time.
- » From Nov. 2 vs. Tampa Bay until the season finale vs. Dallas on Jan. 3, Jones threw a career-high 177 passes without an interception...He did not throw a pick in 5 consecutive games...The streak ended when Cowboys safety Donovan Wilson picked off a Jones pass in the 3rd quarter.
- » Jones threw a season-high 41 passes 3 times: vs. Pittsburgh (9/14), vs. Tampa Bay (11/2) and at Baltimore (12/27)...He had season-high totals in completions (26) and yards (279) against the Steelers...Jones threw a season-high 2 touchdown passes in 4 games: vs. Pittsburgh, at Philadelphia (10/22), vs. Tampa Bay and vs. Dallas (1/3).
- » Completed 16 of 27 passes for 213 yards and no touchdowns or interceptions for a passer rating of 84.3 in Cincinnati (11/29) before leaving the game with a right hamstring injury he suffered on a 7-yard run in the 3rd quarter.
- » In the Giants' first victory of the season, vs. Washington (10/18), Jones led the Giants with 74 yards on 7 carries...The yardage total was the highest by a Giants quarterback since Jeff Hostetler ran for 82 yards at New England on Dec. 30, 1990...The 7 rushing attempts were the most by a Giants quarterback since Kerry Collins ran 7 times at St. Louis on Sept. 15, 2002.
- » In that game, Jones gained 49 yards on a 2nd quarter run around left end, then the longest run by a Giants quarterback in the Super Bowl era...The previous long was a 47-yarder by Hostetler at Phoenix on 10, 1991.
- » Four days later, Jones broke both rushing records in Philadelphia (10/22)...He led all rushers with 92 yards, the most yards by a Giants quarterback in a game since Frank Filchock had 108 against at Pittsburgh on Oct. 6, 1946...Jones gained most of his yards on an 80-yard run in the 3rd quarter...It was the longest run by a Giants' quarterback in the Super Bowl era, eclipsing his 49-yarder vs. Washington...The 80-yarder was also the longest run by a quarterback in NFL history that did not result in a touchdown...It was the longest run by an NFL quarterback since Tennessee's Marcus Mariota scored on an 87-yard run against Jacksonville on Dec. 6, 2015.
- » Jones's run tied for the 4th-longest in Giants history and was the 2nd-longest that was not a touchdown:

95 Tiki Barber, at Oakland, Dec. 31, 2005 (TD)

91 Hap Moran, vs. Green Bay, Nov. 23, 1930

88 Ahmad Bradshaw, at Buffalo, Dec. 23, 2007 (TD)

80 Eddie Price, at Philadelphia, Dec. 9, 1951 (TD)

**80 Daniel Jones, at Philadelphia, Oct. 22, 2020**

- » When Jones rushed for a 34-yard touchdown vs. Philadelphia (11/15), it was the 5th game in 2020 in which he had the Giants' longest run...Hostetler was the last Giants quarterback to do that, in 1991...The 34-yarder was the longest touchdown run by a Giants quarterback since Nov. 10, 1991, when Hostetler scored on a 47-yard run in a 21-14 victory at Phoenix.
- » Jones had 9 carries vs. both Philadelphia and Dallas, the highest total by a Giants quarterback since Hostetler had 10 at New England on Dec. 30, 1990, when he rushed for a team-high 82 yards in 13-10 victory vs. the Patriots.
- » In 2 games vs. the Eagles, Jones rushed for 156 yards, the highest single season total by a Giants quarterback against one opponent...The previous mark was Hostetler's 82 yards vs. New England in 1990.

## 2019

- » As a rookie in 2019, Jones played in 13 games, including starts in each of the last 12 contests in which he appeared...He set franchise rookie records with 459 passes, 284 completions, 3,027 yards and 24 touchdown passes...The former records had all stood since Charlie Conerly set them in 1948 (299 passes, 162 completions, 2,175 yards and 22 touchdown passes)...Jones threw 12 interceptions and had a passer rating of 87.7.
- » Jones' 24 touchdown passes led all rookie quarterbacks in 2019 and were the 4th-most by a rookie in a single season in NFL history...Only Baker Mayfield (27 in 2018), Peyton Manning (26 in 1998) and Russell Wilson (26 in 2012) had more.
- » Jones threw a touchdown pass in each of his last 12 games – all starts – the longest streak by a Giants quarterback since Eli Manning threw for a score in 12 straight games in 2008...The Giants' previous rookie record of 9 consecutive games with a touchdown pass to begin a career was set by Conerly in 1948.
- » In 2 games against Washington, Jones threw 6 touchdown passes, the highest total by a Giants rookie quarterback against a single opponent...The old mark of 5 was set by Conerly against the Pittsburgh Steelers in 1948.
- » Jones finished 2nd on the team with 289 rushing yards...Led the Giants in rushing yards 3 times, with 28 yards in his starting debut at Tampa Bay (9/22), a season-high 54 yards vs. Dallas (11/4) and 20 yards at the Jets (11/10)...He was the first Giants quarterback to lead the team in rushing



- yards 3 times in a season in the Super Bowl era...Jones had the Giants' longest run in 3 separate games, including a season-long 26-yarder at Chicago (11/24).
- » Jones made his NFL debut when he relieved Manning for the Giants' final series at Dallas (9/8)...He completed 3 of 4 passes for 17 yards, with a long completion of 6 yards, and ran once for 5 yards...Jones' first career completion was a 5-yarder to running back Wayne Gallman, Jr. on his initial snap...Gained 5 yards on his first pro rushing attempt but lost a fumble that was forced by linebacker Leighton Vander Esch and recovered by Chidobe Awuzie.
  - » When Jones made his first career start at Tampa Bay (9/22) he became the first Giants rookie to start at quarterback since Jan. 2, 2005 – the final game of Manning's first season - and the first rookie quarterback to make his starting debut since Manning on Nov 21, 2004.
  - » Jones completed 23 of 36 passes for 336 yards, 2 touchdowns and no interceptions for a passer rating of 112.7...He also ran for 2 touchdowns while leading the Giants with 28 rushing yards...The Giants overcame an 18-point halftime deficit to defeat the Buccaneers, 32-31.
  - » Jones was the 2nd rookie quarterback in the Super Bowl era and to throw for at least 300 yards and 2 touchdowns and run for 2 scores in his starting debut...The first was Detroit's Eric Hipple who also passed for 336 yards and was responsible for 6 touchdowns – 4 passing and 2 rushing – in a 48-17 victory vs. Chicago on 19, 1981...Jones and Hipple are the only 2 quarterbacks since the merger with multiple touchdown passes and multiple rushing touchdowns in their first start...The previous rookie quarterback to hit that double in a game was Buffalo's Josh Allen, who threw for 3 scores and ran for 2 vs. Miami on Dec. 30, 2018 in his 11th career start.
  - » Jones was the first quarterback to be responsible for 4 touchdowns in his starting debut since Mariota threw for 4 scores at Tampa Bay on Sept. 13, 2015.
  - » Jones was the first Giants rookie quarterback to win his initial career start since Dec. 7, 1980, when Scott Brunner completed eight of 18 passes for 161 yards, 2 touchdowns and one interception in a 27-21 victory at Seattle.
  - » Jones was the 14th quarterback since the 1970 merger to start his first NFL game in a Giants uniform...He joined Brunner as the only 2 of those 14 quarterbacks to throw 2 touchdown passes in their debut...His 36 passes were the 4th-highest total (strike-replacement starter Mike Busch threw 41 passes in 1987, Joe Pisarcik threw 38 in 1977, and Manning threw 37). But Jones' 23 completions were the most among the 14 first timers...The previous high was Manning's 17...And Jones not only became the first Giants quarterback to pass for more than 300 yards in his debut, he was the first to exceed 200 yards...The previous high was Danny Kanell's 198 yards on Oct. 12, 1997 at Arizona.
  - » Jones was the first quarterback drafted by the Giants to start a game for them since Dec. 28, 2003 – the final game before Manning's arrival the following spring – when Jesse Palmer, a 4th-round choice in 2001, played the entire game in a 37-24 loss to Carolina in Giants Stadium...Palmer completed 18 of 43 passes for 110 yards, 2 touchdowns and 4 interceptions.
  - » The Giants had last won a game started by a quarterback they drafted on Oct. 31, 1999 at Philadelphia, 23-17 in overtime...Kent Graham, an 8th-round draft choice in 1992 who spent 3 seasons with the Giants, one with the Detroit Lions and 2 with Arizona, re-signed with the Giants as a free agent on Feb. 17, 1998...In that Halloween game vs. the Eagles, Graham completed 26 of 41 passes for 241 yards, one touchdown and no interceptions.
  - » The Giants had last won a game started by a quarterback they drafted and who was still with the team after that initial transaction on Oct. 18, 1998, when Kanell led the team to a 34-7 victory vs. Arizona...Kanell, a 4th-round draft choice in 1996, completed 22 of 36 passes for 259 yards, 3 touchdowns and no interceptions.
  - » Jones scored the Giants' first touchdown on a 7-yard run in the 2nd quarter...It was the first rushing touchdown by a Giants quarterback since Manning scored on a one-yarder at Indianapolis on Dec. 23, 2018...The 7-yard run was the longest by a Giants quarterback since Manning's 14-yarder on Oct. 1, 2017 – also at Tampa Bay.
  - » Jones was the first Giants quarterback other than Manning with a rushing touchdown since David Carr scored on a 12-yard run against Oakland in Giants Stadium on Oct. 11, 2009.
  - » Jones was the first quarterback whose team overcame an 18-point deficit (28-10) to win in his first career start since Dec. 14, 1997, when Jon Kitna and the Seattle Seahawks fell behind the Raiders in Oakland, 21-3, before rallying for a 22-21 victory.
  - » Jones was the first NFL quarterback to throw for at least 336 yards in his starting debut since Green Bay's Scott Tolzien passed for 339 yards on Nov. 17, 2013 – vs. the Giants in MetLife Stadium.
  - » Jones was the first Giants quarterback other than Manning to throw for at least 300 yards since Nov. 2, 2003, when Kerry Collins passed for 303 yards in a victory against the Jets.
  - » Jones was the first Giants quarterback to rush for 2 touchdowns in a game since Hostetler on Nov. 10, 1991 (runs of 47 and 4 yards in a 21-14 victory against the Cardinals) and the first with 2 rushing touchdowns in a season since Collins in 1999.
  - » Jones was the first Giants quarterback with at least 2 passing and 2 rushing touchdowns in a game since Nov. 28, 1948, when Conerly threw scoring passes of 14 yards to Ray Poole and 23 yards to Bill Swiacki and scored on runs of one and 14 yards against the Boston Yankees.
  - » Jones was credited with his first game-winning drive (leading his team from a 4th-quarter deficit or tie to a victory)...He was the first NFL quarterback to do so in his first start since Baltimore's Lamar Jackson on Nov. 18, 2018 vs. Cincinnati.
  - » Jones' first career touchdown pass was a 75-yarder to tight end Eric Engram...It was the longest first touchdown pass by Giants quarterback since Hostetler's 85-yarder to Stephen Baker at New Orleans on Nov. 26, 1988, and the longest by an NFL player since Arizona tight end Logan Thomas threw an 81-yarder to Andre Ellington on Oct. 5, 2014.
  - » Jones was the first quarterback to lead the Giants in rushing since Oct. 1, 2000, when Collins ran for 19 yards in a loss at Tennessee.
  - » Jones improved to 2-0 as a starter when he led the Giants to a 24-3 victory vs. Washington (9/29)...He became the first Giants quarterback to win his first 2 starts since Kanell in 1997 and the first rookie to do so since Simms in 1979...Jones was the 12th quarterback selected in the first round of the draft since the 1970 merger to win each of his first 2 starts with both starts coming in their rookie year.
  - » In those 2 games, Jones completed 46 of 67 passes (68.7%) for 561 yards, 3 touchdowns and 2 interceptions...The yardage total was the highest among Giants quarterbacks who began their career in the Super Bowl era, easily topping Kanell's 418 yards in his first 2 starts...Jones' 68.7 completion percentage was the highest by a Giants quarterback in his first 2 starts in the Super Bowl era.
  - » The quarterbacks for the majority of the Giants' victory vs. Washington were Jones and Dwayne Haskins...It was the first Giants game in which a rookie quarterback threw a pass for each team since Dec. 18, 2004, when the players were Manning and Pittsburgh's Ben Roethlisberger.
  - » When Arizona's Kyler Murray and Jones, the first and 6th players selected in the 2019 NFL Draft, started for the Cardinals and Giants, respectively, on Oct. 20, it was the first matchup of rookie starting quarterbacks in the NFL in 2019...It was also the first game in which the first 2 quarterbacks chosen in their draft squared off since Sept. 13, 2015, when Winston (No. 1) played against Mariota (No. 2)...In addition, it was just the 9th game since the 1970 merger in which rookie quarterbacks selected among the first 10 choices in the draft started against each other...Jones completed 22 of 35 passes for 253 yards, one touchdown and one interception.
  - » The following week, Jones hit 28 of 41 passes for 322 yards, 4 touchdowns and no interceptions at Detroit (10/27)...He was the 2nd rookie quarterback in history to avoid an interception while throwing for at least 300 yards and 4 scores...The first was Mariota, who on Nov. 8, 2015 had a 371-4-0 line in a 34-28 victory in New Orleans...Jones later accomplished the feat twice more, at the Jets and at Washington.
  - » In another Oct. 27 game, Jacksonville rookie quarterback Gardner Minshew passed for 279 yards with 3 touchdowns and no interceptions in the Jaguars' 29-15 win vs. the Jets...With Jones and Minshew, Week 8 was the 2nd in NFL history in which 2 rookie quarterbacks each passed for at least 3 touchdowns and 0 interceptions in the same week, joining Week 16 of the 2018 season (the Jets' quarterback Sam Darnold and Cleveland's Baker Mayfield).



- » Jones was the first rookie quarterback to throw 4 touchdown passes in a game since Mayfield on Nov. 25, 2018, at Cincinnati.
- » Jones set his then career high with his 3rd touchdown pass in Detroit...He was the first Giants rookie with 3 touchdown passes in a game since Manning on Jan. 2, 2005 vs. Dallas, and the first to do it on the road since Simms on Dec. 9, 1979 at St. Louis.
- » Completed 26 of 40 passes for 308 yards, 4 touchdowns and no interceptions at the Jets (11/10)...In a 3-game span, Jones completed 80 of 122 passes (65.6%) for 840 yards, 9 touchdowns and one interception.
- » Returned after missing 2 games with a sprained ankle to complete 28 of 42 passes for 352 yards, 5 touchdowns and no interceptions for a season-high passer rating of 132.1 in the 41-34 overtime victory in Washington (12/22)...Jones was the first rookie in NFL history with at least 350 passing yards, 5 touchdown passes and zero interceptions in a game.
- » Jones was the first rookie in Giants history to throw 5 touchdown passes in a game...He shared the previous record of 4 touchdown passes, which was set by Conerly on Oct. 17, 1948 vs. the Chicago Cardinals and tied by Tom Kennedy on Dec. 11, 1966 vs. Pittsburgh. Jones tied the mark at Detroit (10/27) and at the Jets (11/10).
- » Jones was the 5th rookie in NFL history to throw 5 touchdown passes in a game...The others were Detroit's Matthew Stafford vs. Cleveland on Nov. 22, 2009; Tampa Bay's Jameis Winston at Philadelphia on Nov. 22, 2015; and Houston's Deshaun Watson vs. Kansas City on Oct. 8, 2017 and Ray Buivid, who played for the Chicago Bears in 1937-38...On Dec. 5, 1937, he threw 5 touchdown passes in the season finale in Wrigley Field vs. the Chicago Cardinals.
- » While Jones threw for 5 touchdowns, Barkley set a franchise record with 279 yards from scrimmage...The Giants were the first team in NFL history to have one player with 275+ scrimmage yards and another with 5 touchdown passes in the same game.
- » Jones joined Dallas' Dak Prescott (twice in 2016) as the only rookie quarterbacks in NFL history with 2 games of at least 300 passing yards, 2 touchdown passes and zero interceptions...The game in Washington was Jones' 3rd with at least 4 touchdown passes...The only other rookies in NFL history to do that were Watson and Pro Football Hall of Famer Fran Tarkenton in 1961.
- » Jones was the first Giants quarterback to throw 4 or more touchdowns in at least 3 games in one season since Manning (3) in 2015...He was the first player in Giants history to throw at least 4 touchdown passes without an interception 3 times in one season.
- » The 5 touchdown passes were tied for the 3rd-highest total in Giants history...Hall of Famer Y.A. Tittle threw for 7 scores vs. Washington on Oct. 28, 1962...Tittle (Dec. 16, 1962 vs. Dallas) and Manning (Nov. 1, 2015 at New Orleans) each threw 6 touchdown passes in a game...Jones was the 4th player to throw 5...The others were Manning (Dec. 30, 2012 vs. Philadelphia), Phil Simms (Sept. 7, 1980 at St. Louis) and Tarkenton (Oct. 25, 1970 vs. St. Louis).
- » Jones' 352 passing yards in Washington was the 2nd-highest total by a Giants rookie, behind Conerly's 363 yards at Pittsburgh on Dec. 5, 1948.
- » Each of Jones' first four 300-yard games occurred when the Giants were the visiting team: at Tampa Bay, Detroit, the Jets and Washington...He was the first NFL quarterback to record his first four 300-yard games on the road since Kirk Cousins did it his first 5 such games for Washington from 2012-15...Manning's first eight 300-yard games all occurred when the Giants were visitors.
- » Jones had 15 touchdown passes and no interceptions in his first four 300-yard games...Only 2 other quarterbacks in history have thrown at least 15 touchdown passes in their first four 300-yard games, but they didn't avoid turnovers like Jones: Pro Football Hall of Famer Sammy Baugh (20 touchdowns and 8 interceptions from 1943-47) and Earl Morrall (15 touchdowns and 9 interceptions from 1963-70 – the only four 300-yard games of his career).
- » In the season finale vs. Philadelphia (12/29), Jones threw a then career-high 47 passes and tied another with 28 completions (the 3rd time he hit that total, and the 2nd week in a row)...Jones threw for 301 yards, one touchdown and one interception for a passer rating of 76.6...The 300-yard game was Jones' 2nd in a row and his Giants rookie-record 5th of the season...The five 300-yard games are tied for the 3rd-highest single-season total in franchise history...Manning had 8 in 2011 and 6 in 2015, plus 5 in both 2014 and 2018...Collins had five 300-yard games in 2001.

## COLLEGE

- » Jones started all 36 games in which he played at Duke from 2016-18...Was a team captain in 2017-18...Two-time recipient of the Carmen Falcone Award as Duke's Most Valuable Player (2016 & 2018)...Three-time Academic All-ACC selection (2016-18)...Two-time ACC Quarterback of the Week (vs. Northwestern and North Carolina in 2018)...Four-time Manning Award Star of the Week recipient (vs. Notre Dame and North Carolina in 2016, and Northwestern and North Carolina in 2018)...MVP of the 2017 Quick Lane Bowl vs. Northern Illinois...Offensive Player of the Game of the 2018 Walk-On's Independence Bowl vs. Temple.
- » Completed 764 of 1,275 passes (60%) for 8,201 yards, 52 touchdowns, and 29 interceptions...Added 406 rushing attempts for 1,323 yards (3.3-yard avg.) and 17 touchdowns, caught 2 passes for 6 yards, and punted 5 times for 170 yards...Compiled 9,524 yards of total offense...Averaged 8 passing yards per game...Played 2,603 career snaps...Recorded 300+ yards of total offense in 13 games, including a career-high 547 (186 rushing & 361 passing) vs. North Carolina in 2018...Threw multiple touchdown passes in 16 games, including a career-high 5 vs. Temple in his final game in 2018...Completed 20+ passes in 20 games, including a career-high 34 vs. Miami in 2016...Threw for 300+ yards in 9 games, including a career-high 423 yards vs. Temple in 2018.
- » Holds Duke single-game records for total offensive yards (547 vs. North Carolina, 2018) and rushing yards by a quarterback (186 vs. North Carolina, 2018) while sharing the school game marks for touchdown passes of 50+ yards (2 vs. Pittsburgh, 2018).
- » In 2018, Jones started all 11 games in which he played...Suffered fractured left clavicle in the 3rd quarter vs. Northwestern (9/8) and underwent surgery on Sept. 9, forcing him to miss games vs. Baylor and N.C. Central...Received the program's Carmen Falcone Award as Duke's Most Valuable Player, becoming the sixth 2-time recipient of the honor.
- » Completed 237 of 392 passes (60.5%) for 2,674 yards, 22 touchdowns and 9 interceptions while rushing 104 times for 319 yards (3.1-yard avg.)...Compiled 2,993 total offensive yards...Averaged 243.1 passing yards per game...Caught one pass for 6 yards...Punted twice for 54 yards with both kicks downed inside the opponent 20-yard line...Threw for more than 300 yards in 3 games: Pittsburgh (396), North Carolina (361) and Temple (423)...Tossed 3+ TD passes vs. Northwestern (3), Georgia Tech (3), Pittsburgh (4), North Carolina (3) and Temple (5).
- » Tallied season-high totals of 31 completions on 54 attempts for 361 yards, 3 touchdowns and one interception, plus 15 rushing attempts for 186 yards with a long of 68 yards and one score vs. North Carolina...Totaled a season-high 547 offensive yards to become the 3rd player in ACC history to post multiple 300-yard passing and 100-yard rushing games, joining Louisville's Lamar Jackson (5) and Clemson's Tahj Boyd (2)...Jones' 547 yards vs. North Carolina was a Duke single-game record, as were his 186 rushing yards by a quarterback.
- » Named MVP of the Reese's Senior Bowl after completing 8 of 11 passes (72.7%) for 115 yards and 1 touchdown while rushing for another score in a 34-24 North team victory.
- » In 2017, was a team captain...Quick Lane Bowl MVP...Recipient of Duke's Ace Parker Award, an honor presented annually to an individual who displays unparalleled commitment to the team and overcomes adversity to contribute...Started all 13 games and Completed 257 of 453 passes (56.7%) for 2,691 yards, 14 touchdowns and 11 interceptions...Had 161 carries for 518 yards (3.2-yard avg.) and 7 touchdowns...Compiled 3,209 total offensive yards...One of 6 quarterbacks among Power 5 schools to amass 2,500+ passing yards and 500+ rushing yards.
- » In 2016, Received the Carmen Falcone Award as Duke's Most Valuable Player...Academic All-ACC selection...Started all 12 games...Completed 270 of 430 passes (62.8%) for 2,836 yards, 16 touchdowns and 9 interceptions while rushing 141 times for 486 yards (3.5-yard avg.) and 7 touchdowns.

## OFF-THE-FIELD ACTIVITY

- » Helped kick off the Shore Conference high school girl's flag football jamboree, where more than 400 athletes from 14 teams were in attendance...Surprised a member of Hackensack Meridian Health's hospital security team who underwent kidney transplant surgery...Built a new play space at the Residential Treatment Facility in Brooklyn, N.Y. with BOSS employees...Attended the Hospital for Special Surgery fundraiser gala in honor and remembrance of Joe & Clara Wu Tsai at the American Museum of Natural History in New York City...Attended The Giants Foundation Golf Classic which raised more than \$400,000... Attended the New York City Police Foundation Gala at the Intrepid Museum to celebrate the hard work of the NYPD and success of the Far Rockaway and Harlem Giants programs... Served as a coach and met with each of the 250 campers at former Giants Tight Ends coach Andy Bischoff's youth football camp in Hoboken, N.J....Participated in the Xavier McKinney Back to School Bash, where players handed out backpacks and other school supplies to 300 local kids at the Boys and Girls Club of Clifton (N.J.)... Attended the annual Far Rockaway and Harlem Giants Awards dinner at the NYPD headquarters to celebrate the boys and police officers in the programs... Attended the Tom Coughlin Jay Fund Champions for Children Gala to assist families experiencing cancer and celebrate Giants head coach Brian Daboll for his efforts to support families experiencing cancer...Surprised Eduardo Recinos from Putnam Valley (N.Y.) High School with the news that he was named the 2023 Heart of a Giant winner in the New York Giants locker room surrounded by his teammates and family at MetLife Stadium... Hosted a virtual conversation with all 11 Heart of a Giant finalists to hear their stories and share his own experiences...Met with members from the Wounded Warriors Project during their visit at the Quest Diagnostic Training Facility to watch practice and enjoy a day with the Giants...Represented Mission 34, an organization that works to eliminate the stigma surrounding mental illness, during Week 13 of the NFL season for My Cause My Cleats.

## PERSONAL

- » Graduated from Duke in December 2018 with a degree in economics...Son of Becca and Steve Jones...Sister, Becca, lettered 4 seasons (2013-16) in field hockey at Davidson College...Brother, Bates, was a graduate transfer basketball player at Duke after previously playing at Davidson...Sister, Ruthie, is a goalkeeper for the Duke women's soccer team...Three-year letterman at Charlotte Latin High School...Helped the Hawks to a 19-5 record and 2 state championship game appearances...Elected a team captain as both a junior and senior...Set school career records for total offensive yards (8,344), passing yards (6,997) and total touchdowns (98)...As a senior in 2014, completed 151 of 268 passes for 2,949 yards and 43 touchdowns and rushed 109 times for 778 yards and 10 scores to help Charlotte Latin to a 10-2 record and North Carolina Independent Schools Athletic Association (NCISAA) Division I state championship game appearance...Earned first-team NCISAA all-state honors, first-team all-conference accolades and the *South Charlotte Sports Report* Quarterback of the Year Award after setting school single-season records for total yards (3,727), passing yards and touchdown passes passing touchdowns...As a junior, led the team to a 9-3 record and a berth in the NCISAA Division I state title game...Earned 2nd-team NCISAA all-state accolades and was an all-conference honoree after completing 158 of 290 passes for 2,398 yards and 27 touchdowns...Earned 3 letters in basketball, serving as a team co-captain during senior season.

## DANIEL JONES' NFL REGULAR SEASON PASSING STATISTICS

DATE	TEAM	GP	GS	ATT.	CMP.	PCT.	YDS	AVG.	TD	INT.	LG	SK	LST	RATE
2019	N.Y. Giants	13	12	459	284	61.9	3,027	6.6	24	12	75†	38	295	87.7
2020	N.Y. Giants	14	14	448	280	62.5	2,943	6.6	11	10	53	45	286	80.4
2021	N.Y. Giants	11	11	361	232	64.3	2,428	6.7	10	7	54†	22	160	84.8
2022	N.Y. Giants	16	16	472	317	67.2	3,205	6.8	15	5	65†	44	243	92.5
2023	N.Y. Giants	6	6	160	108	67.5	909	5.7	2	6	58	30	167	70.5
<b>TOTALS</b>		<b>60</b>	<b>59</b>	<b>1,900</b>	<b>1,221</b>	<b>64.3</b>	<b>12,512</b>	<b>6.6</b>	<b>62</b>	<b>40</b>	<b>75†</b>	<b>179</b>	<b>1,151</b>	<b>85.2</b>

## DANIEL JONES' NFL POSTSEASON PASSING STATISTICS

DATE	TEAM	GP	GS	ATT.	CMP.	PCT.	YDS	AVG.	TD	INT.	LG	SK	LST	RATE
2022	N.Y. Giants	2	2	62	39	62.9	436	7.0	2	1	47	8	38	87.8
<b>TOTALS</b>		<b>2</b>	<b>2</b>	<b>62</b>	<b>39</b>	<b>62.9</b>	<b>436</b>	<b>7.0</b>	<b>2</b>	<b>1</b>	<b>47</b>	<b>8</b>	<b>38</b>	<b>87.8</b>

## DANIEL JONES' NFL REGULAR SEASON RUSHING STATISTICS

DATE	TEAM	NO.	YDS.	AVG.	LG	TD
2019	N.Y. Giants	45	279	6.2	26	2
2020	N.Y. Giants	65	423	6.5	80	1
2021	N.Y. Giants	62	298	4.8	46	2
2022	N.Y. Giants	120	708	5.9	25	7
2023	N.Y. Giants	40	206	5.2	17	1
<b>TOTALS</b>		<b>332</b>	<b>1,914</b>	<b>5.8</b>	<b>80</b>	<b>13</b>

## DANIEL JONES' NFL POSTSEASON RUSHING STATISTICS

DATE	TEAM	NO.	YDS.	AVG.	LG	TD
2022	N.Y. Giants	23	102	4.4	15	0
<b>TOTALS</b>		<b>23</b>	<b>102</b>	<b>4.4</b>	<b>15</b>	<b>0</b>

DANIEL JONES' NFL REGULAR SEASON PASSING/RUSHING STATISTICS

DATE	TEAM	GP	GS	PASSING										RUSHING					
				ATT.	CMP.	PCT.	YDS	AVG.	TD	INT.	LG	SK	LST	RATE	NO.	YDS.	AVG.	LG	TD
2019	N.Y. Giants	13	12	459	284	61.9	3,027	6.6	24	12	75t	38	295	87.7	45	279	6.2	26	2
2020	N.Y. Giants	14	14	448	280	62.5	2,943	6.6	11	10	53	45	286	80.4	65	423	6.5	80	1
2021	N.Y. Giants	11	11	361	232	64.3	2,428	6.7	10	7	54t	22	160	84.8	62	298	4.8	46	2
2022	N.Y. Giants	16	16	472	317	67.2	3,205	6.8	15	5	65t	44	243	92.5	120	708	5.9	25	7
2023	N.Y. Giants	6	6	160	108	67.5	909	5.7	2	6	58	30	167	70.5	40	206	5.2	17	1
<b>TOTALS</b>		<b>60</b>	<b>59</b>	<b>1,900</b>	<b>1,221</b>	<b>64.3</b>	<b>12,512</b>	<b>6.6</b>	<b>62</b>	<b>40</b>	<b>75T</b>	<b>179</b>	<b>1,151</b>	<b>85.2</b>	<b>332</b>	<b>1,914</b>	<b>5.8</b>	<b>80</b>	<b>13</b>

DANIEL JONES' NFL POSTSEASON PASSING/RUSHING STATISTICS

DATE	TEAM	GP	GS	PASSING										RUSHING					
				ATT.	CMP.	PCT.	YDS	AVG.	TD	INT.	LG	SK	LST	RATE	NO.	YDS.	AVG.	LG	TD
2022	N.Y. Giants	2	2	62	39	62.9	436	7.0	2	1	47	8	38	87.8	23	102	4.4	15	0
<b>TOTALS</b>		<b>2</b>	<b>2</b>	<b>62</b>	<b>39</b>	<b>62.9</b>	<b>436</b>	<b>7.0</b>	<b>2</b>	<b>1</b>	<b>47</b>	<b>8</b>	<b>38</b>	<b>87.8</b>	<b>23</b>	<b>102</b>	<b>4.4</b>	<b>15</b>	<b>0</b>

SINGLE-GAME HIGHS: QUARTERBACK

<b>Pass Attempts</b>	51 vs. Los Angeles Rams, Oct 17, 2021 47 vs. Philadelphia Eagles, Dec 29, 2019 44 vs. Detroit Lions, Nov 20, 2022 42 at Minnesota Vikings, Dec 24, 2022 42 at Washington Commanders, Dec 22, 2019	<b>Passer Rating</b>	153.3 vs. Houston Texans, Nov 13, 2022 132.1 at Washington Commanders, Dec 22, 2019 125.2 vs. Indianapolis Colts, Jan 01, 2023 124.2 at Detroit Lions, Oct 27, 2019 121.7 at New York Jets, Nov 10, 2019
<b>Pass Completions</b>	30 at Minnesota Vikings, Dec 24, 2022 29 vs. Los Angeles Rams, Oct 17, 2021 28 at New Orleans Saints, Oct 03, 2021 28 vs. Philadelphia Eagles, Dec 29, 2019 28 at Washington Commanders, Dec 22, 2019 28 at Detroit Lions, Oct 27, 2019	<b>Rush Attempts</b>	13 vs. Dallas Cowboys, Sep 10, 2023 12 vs. Washington Commanders, Dec 04, 2022 11 vs. Indianapolis Colts, Jan 01, 2023 11 at Jacksonville Jaguars, Oct 23, 2022 10 vs. Seattle Seahawks, Oct 02, 2023 10 at Washington Commanders, Dec 18, 2022 ...2 more at 10.
<b>Yards Passing</b>	402 at New Orleans Saints, Oct 03, 2021 352 at Washington Commanders, Dec 22, 2019 341 vs. Detroit Lions, Nov 20, 2022 336 at Tampa Bay Buccaneers, Sep 22, 2019 334 at Minnesota Vikings, Dec 24, 2022	<b>Rushing Yards</b>	107 at Jacksonville Jaguars, Oct 23, 2022 95 at Washington Commanders, Sep 16, 2021 92 at Philadelphia Eagles, Oct 22, 2020 91 vs. Indianapolis Colts, Jan 01, 2023 79 vs. Dallas Cowboys, Sep 26, 2022
<b>TD Passes</b>	5 at Washington Commanders, Dec 22, 2019 4 at New York Jets, Nov 10, 2019 4 at Detroit Lions, Oct 27, 2019 2 at Arizona Cardinals, Sep 17, 2023 2 vs. Indianapolis Colts, Jan 01, 2023 ...11 more at 2.	<b>Rushing Average</b>	10.6 vs. Washington Commanders, Oct 18, 2020 10.6 at Washington Commanders, Sep 16, 2021 9.7 at Jacksonville Jaguars, Oct 23, 2022 8.8 vs. Dallas Cowboys, Sep 26, 2022 8.3 vs. Indianapolis Colts, Jan 01, 2023
<b>Long Passes</b>	75t at Tampa Bay Buccaneers, Sep 22, 2019 65t at Tennessee Titans, Sep 11, 2022 65 vs. Dallas Cowboys, Nov 04, 2019 64t at New England Patriots, Oct 10, 2019 61t at New York Jets, Nov 10, 2019	<b>Longest Runs</b>	80 at Philadelphia Eagles, Oct 22, 2020 49 vs. Washington Commanders, Oct 18, 2020 46 at Washington Commanders, Sep 16, 2021 34t vs. Philadelphia Eagles, Nov 15, 2020 26 at Chicago Bears, Nov 24, 2019
<b>Completion Percentage</b>	81.0 at Tennessee Titans, Sep 11, 2022 80.6 vs. Washington Commanders, Dec 04, 2022 79.4 vs. Seattle Seahawks, Oct 02, 2023 79.2 vs. Indianapolis Colts, Jan 01, 2023 77.8 at Green Bay Packers, Oct 09, 2022	<b>Rushing TDs</b>	2 vs. Indianapolis Colts, Jan 01, 2023 2 vs. Chicago Bears, Oct 02, 2022 2 at Tampa Bay Buccaneers, Sep 22, 2019 1 at Arizona Cardinals, Sep 17, 2023 ...6 more at 1.

SINGLE-GAME HIGHS - POSTSEASON: QUARTERBACK

<b>Pass Attempts</b>	35 at Minnesota Vikings, Jan 15, 2023 27 at Philadelphia Eagles, Jan 21, 2023	<b>Passer Rating</b>	114.1 at Minnesota Vikings, Jan 15, 2023 53.8 at Philadelphia Eagles, Jan 21, 2023
<b>Pass Completions</b>	24 at Minnesota Vikings, Jan 15, 2023 15 at Philadelphia Eagles, Jan 21, 2023	<b>Rush Attempts</b>	17 at Minnesota Vikings, Jan 15, 2023 6 at Philadelphia Eagles, Jan 21, 2023
<b>Yards Passing</b>	301 at Minnesota Vikings, Jan 15, 2023 135 at Philadelphia Eagles, Jan 21, 2023	<b>Rushing Yards</b>	78 at Minnesota Vikings, Jan 15, 2023 24 at Philadelphia Eagles, Jan 21, 2023
<b>TD Passes</b>	2 at Minnesota Vikings, Jan 15, 2023	<b>Rushing Average</b>	4.6 at Minnesota Vikings, Jan 15, 2023
<b>Long Passes</b>	47 at Minnesota Vikings, Jan 15, 2023 32 at Minnesota Vikings, Jan 15, 2023 24 at Minnesota Vikings, Jan 15, 2023 22 at Minnesota Vikings, Jan 15, 2023 19 at Philadelphia Eagles, Jan 21, 2023 ...2 more at 19.	<b>Longest Runs</b>	15 at Minnesota Vikings, Jan 15, 2023 14 at Minnesota Vikings, Jan 15, 2023 12 at Minnesota Vikings, Jan 15, 2023 10 at Minnesota Vikings, Jan 15, 2023 9 at Philadelphia Eagles, Jan 21, 2023
<b>Completion Percentage</b>	68.6 at Minnesota Vikings, Jan 15, 2023 55.6 at Philadelphia Eagles, Jan 21, 2023		

300-YARD PASSING GAMES (9): REGULAR SEASON

DATE	TEAM	NO.	YDS.	AVG.	LG	TD
09/22/19	at Tampa Bay	23	336	14.6	75f	2
10/27/19	at Detroit	28	322	11.5	38	4
11/10/19	at N.Y. Jets	26	308	11.8	61f	4
12/22/19	at Washington	28	352	12.6	51	5
12/29/19	PHILADELPHIA	28	301	10.8	33	1
10/03/21	at New Orleans	28	402	14.4	54f	2
11/20/22	DETROIT	27	341	12.6	24	1
12/24/22	at Minnesota	30	334	11.1	33	1
09/17/23	at Arizona	26	321	12.3	58	2

300-YARD PASSING GAMES (1): POSTSEASON

DATE	TEAM	NO.	YDS.	AVG.	LG	TD
01/15/23	at Minnesota	24	301	12.5	47	2

2019 GAME-BY-GAME REGULAR-SEASON STATISTICS (N.Y. GIANTS)

DATE	OPPONENT	P/S	PASSING											RUSHING				W/L	SCORE
			ATT	CMP	YDS	PCT	Y/A	Y/C	TD	INT	LG	SK/YD	RATE	ATT	YDS	LG	TD		
09/08	at Dallas	P	4	3	17	75.0	4.3	5.7	0	0	6	0/0	82.3	1	5	5	0	L	17-35
09/15	Buffalo		DID NOT PLAY (NON-INJURY)																
09/22	at Tampa Bay	S	36	23	336	63.9	9.3	14.6	2	0	75f	5/24	112.7	4	28	11	2	W	32-31
09/29	Washington	S	31	23	225	74.2	7.3	9.8	1	2	31	0/0	78.0	5	33	16	0	W	24-3
10/06	Minnesota	S	38	21	182	55.3	4.8	8.7	1	1	35f	4/35	65.9	3	12	8	0	L	10-28
10/10	at New England	S	31	15	161	48.4	5.2	10.7	1	3	64f	1/0	35.2	2	8	9	0	L	14-35
10/20	Arizona	S	35	22	223	62.9	6.4	10.1	1	1	28f	8/67	78.6	4	35	11	0	L	21-27
10/27	at Detroit	S	41	28	322	68.3	7.9	11.5	4	0	38	3/32	124.2	4	13	9	0	L	26-31
11/04	Dallas	S	41	26	210	63.4	5.1	8.1	1	1	65	5/39	74.2	6	54	16	0	L	18-37
11/10	at N.Y. Jets	S	40	26	308	65.0	7.7	11.8	4	0	61f	6/50	121.7	3	20	11	0	L	27-34
11/24	at Chicago	S	36	21	150	58.3	4.2	7.1	2	0	23f	1/16	86.6	2	27	26	0	L	14-19
12/01	Green Bay	S	37	20	240	54.1	6.5	12.0	1	3	43	0/0	49.4	5	6	6	0	L	13-31
12/09	at Philadelphia		INACTIVE																
12/15	Miami		INACTIVE																
12/22	at Washington	S	42	28	352	66.7	8.4	12.6	5	0	51	1/6	132.1	3	12	11	0	W	41-35+
12/29	Philadelphia	S	47	28	301	59.6	6.4	10.8	1	1	33	4/26	76.6	3	26	17	0	L	17-34
<b>2019 TOTALS</b>		<b>13-12</b>	<b>459</b>	<b>284</b>	<b>3,027</b>	<b>61.9</b>	<b>6.6</b>	<b>10.7</b>	<b>24</b>	<b>12</b>	<b>75T</b>	<b>38/295</b>	<b>87.7</b>	<b>45</b>	<b>279</b>	<b>26</b>	<b>2</b>	<b>4-12</b>	

+ - Overtime



## 2020 GAME-BY-GAME REGULAR-SEASON STATISTICS (N.Y. GIANTS)

DATE	OPPONENT	P/S	PASSING											RUSHING				W/L	SCORE
			ATT	CMP	YDS	PCT	Y/A	Y/C	TD	INT	LG	SK/YD	RATE	ATT	YDS	LG	TD		
09/14	Pittsburgh	S	41	26	279	63.4	6.8	10.7	2	2	41†	3/17	79.2	4	22	13	0	L	16-26
09/20	at Chicago	S	40	25	241	62.5	6.0	9.6	0	1	24	4/21	68.9	3	21	12	0	L	13-17
09/27	San Francisco	S	32	17	179	53.1	5.6	10.5	0	1	29	2/14	56.6	5	49	23	0	L	9-36
10/04	at L.A. Rams	S	36	23	190	63.9	5.3	8.3	0	1	33	5/31	65.7	6	45	13	0	L	9-17
10/11	at Dallas	S	33	20	222	60.6	6.7	11.1	0	0	39	2/11	80.6	2	-7	-1	0	L	34-37
10/18	Washington	S	19	12	112	63.2	5.9	9.3	1	1	23†	1/4	74.9	7	74	49	0	W	20-19
10/22	at Philadelphia	S	30	20	187	66.7	6.2	9.4	2	1	39†	3/22	91.9	4	92	80	0	L	21-22
11/02	Tampa Bay	S	41	25	256	61.0	6.2	10.2	2	2	30	3/18	74.8	3	20	15	0	L	23-25
11/08	at Washington	S	34	23	212	67.6	6.2	9.2	1	0	50	5/28	94.2	6	4	5	0	W	23-20
11/15	Philadelphia	S	28	21	244	75.0	8.7	11.6	0	0	40	3/13	100.9	9	64	34†	1	W	27-17
11/29	at Cincinnati	S	27	16	213	59.3	7.9	13.3	0	0	53	0/0	84.3	6	19	7	0	W	19-17
12/06	at Seattle																	W	17-12
12/13	Arizona	S	21	11	127	52.4	6.0	11.5	0	0	39	6/52	70.9	0	0	0	0	L	7-26
12/20	Cleveland																	L	6-20
12/27	at Baltimore	S	41	24	252	58.5	6.1	10.5	1	0	20	6/37	84.6	1	3	3	0	L	13-27
01/03	Dallas	S	25	17	229	68.0	9.2	13.5	2	1	33†	2/18	106.9	9	17	11	0	W	23-19
<b>2020 TOTALS</b>		<b>14-14</b>	<b>448</b>	<b>280</b>	<b>2,943</b>	<b>62.5</b>	<b>6.6</b>	<b>10.5</b>	<b>11</b>	<b>10</b>	<b>53</b>	<b>45/286</b>	<b>80.4</b>	<b>65</b>	<b>423</b>	<b>80</b>	<b>1</b>	<b>6-10</b>	

## 2021 GAME-BY-GAME REGULAR-SEASON STATISTICS (N.Y. GIANTS)

DATE	OPPONENT	P/S	PASSING											RUSHING				W/L	SCORE
			ATT	CMP	YDS	PCT	Y/A	Y/C	TD	INT	LG	SK/YD	RATE	ATT	YDS	LG	TD		
09/12	Denver	S	37	22	267	59.5	7.2	12.1	1	0	42	2/13	90.7	6	27	8	1	L	13-27
09/16	at Washington	S	32	22	249	68.8	7.8	11.3	1	0	33†	4/21	102.2	9	95	46	1	L	29-30
09/26	Atlanta	S	35	24	266	68.6	7.6	11.1	0	0	38	2/20	90.9	8	39	12	0	L	14-17
10/03	at New Orleans	S	40	28	402	70.0	10.1	14.4	2	1	54†	0/0	108.5	4	27	20	0	W	27-21+
10/10	at Dallas	S	13	5	98	38.5	7.5	19.6	0	0	38	0/0	65.5	3	9	6	0	L	20-44
10/17	L.A. Rams	S	51	29	242	56.9	4.7	8.3	0	3	17	4/41	44.7	3	4	2	0	L	11-38
10/24	Carolina	S	33	23	203	69.7	6.2	8.8	1	0	27	2/20	95.9	8	28	14	0	W	25-3
11/01	at Kansas City	S	32	22	222	68.8	6.9	10.1	2	1	50	3/13	96.1	5	12	6	0	L	17-20
11/07	Las Vegas	S	20	15	110	75.0	5.5	7.3	1	0	30†	2/6	104.2	4	17	8	0	W	23-16
11/22	at Tampa Bay	S	38	23	167	60.5	4.4	7.3	1	2	28	2/18	57.7	3	10	6	0	L	10-30
11/28	Philadelphia	S	30	19	202	63.3	6.7	10.6	1	0	20	1/8	94.0	9	30	14	0	W	13-7
12/05	at Miami																	L	9-20
12/12	at L.A. Chargers																	L	21-37
12/19	Dallas																	L	6-21
12/26	at Philadelphia																	L	10-34
01/02	at Chicago																	L	3-29
01/09	Washington																	L	7-22
<b>2021 TOTALS</b>		<b>11-11</b>	<b>361</b>	<b>232</b>	<b>2,428</b>	<b>64.3</b>	<b>6.7</b>	<b>10.5</b>	<b>10</b>	<b>7</b>	<b>54†</b>	<b>22/160</b>	<b>84.8</b>	<b>62</b>	<b>298</b>	<b>46</b>	<b>2</b>	<b>4-13</b>	

+ - Overtime

2022 GAME-BY-GAME REGULAR-SEASON STATISTICS (N.Y. GIANTS)

DATE	OPPONENT	P/S	PASSING											RUSHING				W/L/T	SCORE
			ATT	CMP	YDS	PCT	Y/A	Y/C	TD	INT	LG	SK/YD	RATE	ATT	YDS	LG	TD		
09/11	at Tennessee	S	21	17	188	81.0	9.0	11.1	2	1	65†	5/32	115.9	6	25	11	0	W	21-20
09/18	Carolina	S	34	22	176	64.7	5.2	8.0	1	0	24	3/14	87.4	10	21	11	0	W	19-16
09/26	Dallas	S	37	20	196	54.1	5.3	9.8	0	1	21	5/27	57.9	9	79	17	0	L	16-23
10/02	Chicago	S	13	8	71	61.5	5.5	8.9	0	0	18	1/11	76.1	6	68	21†	2	W	20-12
10/09	at Green Bay	S	27	21	217	77.8	8.0	10.3	0	0	41	1/4	100.2	10	37	14	0	W	27-22
10/16	Baltimore	S	27	19	173	70.4	6.4	9.1	2	0	18	4/18	112.1	6	6	4	0	W	24-20
10/23	at Jacksonville	S	30	19	202	63.3	6.7	10.6	1	0	32†	1/2	94.0	11	107	24	1	W	23-17
10/30	at Seattle	S	31	17	176	54.8	5.7	10.4	0	0	27	5/29	71.4	6	20	6	0	L	13-27
11/13	Houston	S	17	13	197	76.5	11.6	15.2	2	0	54†	3/21	153.3	5	24	11	0	W	24-16
11/20	Detroit	S	44	27	341	61.4	7.8	12.6	1	2	24	2/17	74.1	7	50	15	1	L	18-31
11/24	at Dallas	S	35	21	228	60.0	6.5	10.9	1	0	44	3/18	88.8	3	14	8	0	L	20-28
12/04	Washington	S	31	25	200	80.6	6.5	8.0	1	0	55	4/18	104.3	12	71	21	0	T	20-20
12/11	Philadelphia	S	27	18	169	66.7	6.3	9.4	1	0	37	4/17	96.1	4	26	17	1	L	22-48
12/18	at Washington	S	32	21	160	65.6	5.0	7.6	0	0	19	0/0	77.6	10	35	10	0	W	20-12
12/24	at Minnesota	S	42	30	334	71.4	8.0	11.1	1	1	33	3/15	92.8	4	34	14	0	L	24-27
01/01	Indianapolis	S	24	19	177	79.2	7.4	9.3	2	0	28	0/0	125.2	11	91	25	2	W	38-10
01/08	at Philadelphia		DID NOT PLAY (NON-INJURY)															L	16-22
<b>2022 TOTALS</b>		<b>16-16</b>	<b>472</b>	<b>317</b>	<b>3,205</b>	<b>67.2</b>	<b>6.8</b>	<b>10.1</b>	<b>15</b>	<b>5</b>	<b>65†</b>	<b>44/243</b>	<b>92.5</b>	<b>120</b>	<b>708</b>	<b>25</b>	<b>7</b>	<b>9-7-1</b>	

2023 GAME-BY-GAME REGULAR-SEASON STATISTICS (N.Y. GIANTS)

DATE	OPPONENT	P/S	PASSING											RUSHING				W/L	SCORE
			ATT	CMP	YDS	PCT	Y/A	Y/C	TD	INT	LG	SK/YD	RATE	ATT	YDS	LG	TD		
09/10	Dallas	S	28	15	104	53.6	3.7	6.9	0	2	24	7/47	32.4	13	43	11	0	L	0-40
09/17	at Arizona	S	37	26	321	70.3	8.7	12.3	2	1	58	3/9	103.5	9	59	15	1	W	31-28
09/21	at San Francisco	S	32	22	137	68.8	4.3	6.2	0	1	18	2/16	64.2	2	5	4	0	L	12-30
10/02	Seattle	S	34	27	203	79.4	6.0	7.5	0	2	22	10/59	67.0	10	66	17	0	L	3-24
10/08	at Miami	S	20	14	119	70.0	6.0	8.5	0	0	21	6/19	85.2	4	24	11	0	L	16-31
10/15	at Buffalo		ON INACTIVE LIST													L	9-14		
10/22	Washington		ON INACTIVE LIST													W	14-7		
10/29	N.Y. Jets		ON INACTIVE LIST													L	10-13+		
11/05	at Las Vegas	S	9	4	25	44.4	2.8	6.3	0	0	9	2/17	51.6	2	9	9	0	L	6-30
11/12	at Dallas		INJURED RESERVE													L	17-49		
11/19	at Washington		INJURED RESERVE													W	31-19		
11/26	New England		INJURED RESERVE													W	10-7		
12/11	Green Bay		INJURED RESERVE													W	24-22		
12/17	at New Orleans		INJURED RESERVE													L	6-24		
12/25	at Philadelphia		INJURED RESERVE													L	25-33		
12/31	L.A. Rams		INJURED RESERVE													L	25-26		
01/07	Philadelphia		INJURED RESERVE													W	27-10		
<b>2023 TOTALS</b>		<b>6-6</b>	<b>160</b>	<b>108</b>	<b>909</b>	<b>67.5</b>	<b>5.7</b>	<b>8.4</b>	<b>2</b>	<b>6</b>	<b>58</b>	<b>30/167</b>	<b>70.5</b>	<b>40</b>	<b>206</b>	<b>17</b>	<b>1</b>	<b>6-11</b>	

+ - Overtime

2022 GAME-BY-GAME POSTSEASON STATISTICS (N.Y. GIANTS)

DATE	OPPONENT	P/S	PASSING											RUSHING				W/L	SCORE
			ATT	CMP	YDS	PCT	Y/A	Y/C	TD	INT	LG	SK/YD	RATE	ATT	YDS	LG	TD		
01/15	at Minnesota	S	35	24	301	68.6	8.6	12.5	2	0	47	3/12	114.1	17	78	15	0	W	31-24
01/21	at Philadelphia	S	27	15	135	55.6	5.0	9.0	0	1	19	5/26	53.8	6	24	9	0	L	7-38
<b>2022 TOTALS</b>		<b>2-2</b>	<b>62</b>	<b>39</b>	<b>436</b>	<b>62.9</b>	<b>7.0</b>	<b>11.2</b>	<b>2</b>	<b>1</b>	<b>47</b>	<b>8/38</b>	<b>87.8</b>	<b>23</b>	<b>102</b>	<b>15</b>	<b>0</b>	<b>1-1</b>	



**CASEY  
KREITER**  
[CRY-ter]

HEIGHT: 6-1  
WEIGHT: 250  
COLLEGE: IOWA  
HOW ACQUIRED: FA-'20  
NFL EXP.: 9TH YEAR  
GIANTS EXP.: 5TH YEAR

LS

59

### HONORS

- » Pro Bowl: 2018

### TRANSACTIONS

- » Signed as a rookie free agent by the Dallas Cowboys on May 12, 2014...Waived by Dallas on Aug. 26, 2014...Signed by Dallas on March 17, 2015...Waived by Dallas on Aug. 31, 2015...Signed by the Denver Broncos on April 4, 2016...Signed as a free agent by the Giants on April 1, 2020.

### CAREER HIGHLIGHTS

- » Has played in 125 regular-season games for Denver and the Giants and 2 postseason games for the Giants...Played in every regular-season game each of the last 8 seasons...Made 14 special teams tackles...Selected to the AFC Pro Bowl team following the 2018 season.
- » In 2023, snapped for punts and placekicks in all 17 regular-season games...Tallied 4 special teams tackles.
- » In 2022, played in all 17 regular-season games and 2 postseason games for the Giants...Delivered snaps on punts and placekicks without error throughout the regular season and in the NFC Wild Card Game at Minnesota (1/15) and divisional round at Philadelphia (1/21).
- » In 2021, played in all 17 games and handled 125 snaps without an unplayable delivery.
- » In his first season with the Giants in 2020, flawlessly snapped on punts and placekicks in all 16 games...Had one special teams tackle, at Cincinnati (11/29).
- » In 2019, snapped for punts and placekicks in each of Denver's 16 games...Credited with 2 special teams tackles – one vs. Jacksonville (9/29) and one at Buffalo (11/24).
- » In 2018, Kreiter played in all 16 games and was the AFC's snapper in the Pro Bowl after handling 146 snaps without an unplayable delivery.
- » In 2017, snapped in all 16 games and made 2 special-teams tackles – one apiece vs. Dallas (9/17) and at Miami (12/3).
- » In his first active season in 2016, Kreiter played in 10 games before suffering a season-ending calf injury...Made his NFL debut vs. Carolina (9/8)...Snapped and made one special-teams tackle at San Diego (10/13)...Placed on injured reserve on Dec 16.
- » In 2015, competed with Dallas in training camp and was waived during final roster cut downs on Aug. 31.
- » In 2014, Kreiter spent training camp with Dallas before being waived on Aug. 26.

### COLLEGE

- » Kreiter snapped in 40 games for the University of Iowa, earning honorable mention All-Big Ten honors as a senior...Recorded 9 special-teams tackles on punt coverage...Named Academic All-Big Ten in his last 3 seasons.

### OFF-THE-FIELD ACTIVITY

- » Supported the Food Bank for New York City during the 2021 season by funding a Backpack program for P.S. 57 Hubert H. Humphrey Elementary School and sponsoring a teacher appreciation program...Met with Lifestyles for the Disabled to speak with members of the group about his NFL journey...Spoke to 5th grade students from Sargent Elementary School in Beacon, N.Y. about the importance of active play and physical fitness...Represented Gamers Outreach, a non-profit that provides relief through video gaming to children who are going through medical treatments, during the NFL's Week 13 My Cause My Cleats initiative.

### PERSONAL

- » Kreiter (pronounced CRY-ter) has 3 children: Landen, Breckyn and Quincy...Attended Central High School in DeWitt, Iowa, where he earned first-team all-state honors as a senior and 2nd team accolades as a junior...Competed in wrestling, baseball and track and field...Spent his time out of football teaching in Iowa...Chosen as a Broncos Community Ambassador Award winner in 2017.

## CASEY KREITER'S NFL REGULAR SEASON STATISTICS

DATE	TEAM	GP
2016	Denver	10
2017	Denver	16
2018	Denver	16
2019	Denver	16
2020	N.Y. Giants	16
2021	N.Y. Giants	17
2022	N.Y. Giants	17
2023	N.Y. Giants	17
<b>NFL TOTALS</b>		<b>125</b>

## CASEY KREITER'S NFL POSTSEASON STATISTICS

DATE	TEAM	GP
2022	N.Y. Giants	2
<b>NFL TOTALS</b>		<b>2</b>

Additional Statistics: 2016 – one special teams tackle; 2017 – 2 special teams tackles; 2019 – 2 special teams tackles; 2020 – one special teams tackle.





# DEXTER LAWRENCE II

DL

HEIGHT: 6-4  
WEIGHT: 340  
COLLEGE: CLEMSON  
HOW ACQUIRED: D1-'19  
NFL EXP.: 6TH YEAR  
GIANTS EXP.: 6TH YEAR

97

## HONORS

- » Pro Bowl: 2022, 2023
- » Second-team All Pro: 2022, 2023

## TRANSACTIONS

- » Originally a first-round (17th pick overall) draft choice by the Giants in 2019.

## CAREER HIGHLIGHTS

- » Has played in 80 regular-season games with 73 starts and started both postseason games in which he's played for the Giants...Career totals include 266 tackles (148 solo), 21.0 sacks, 79 quarterback hits, 28 tackles for loss, 10 passes defended and 4 forced fumbles...Postseason totals include 12 tackles (6 solo), one tackle for loss and 4 quarterback hits...Lawrence is the Giants' first defensive lineman to post at least 2.5 sacks in each of his first 5 seasons...Mathias Kiwanuka, a defensive end who played linebacker in 2nd season, had 2.5 or more sacks in 9 Giants seasons...Selected a 2nd-team all-pro and to the Pro Bowl in both 2022 and 2023.
- » In 2023, started all 16 games in which he played...Inactive with a hamstring injury vs. New England (11/26)...Named 2nd-team all-pro and selected to the Pro Bowl...Recorded 53 tackles (32 solo), a team-high 21 quarterback hits, 7 tackles for loss, 4.5 sacks and 2 passes defended.
- » Registered a season-high 7 tackles (4 solo) at San Francisco (9/21)...Tied his career high with 2.0 sacks, for 17 yards, vs Washington (10/22)...Tied his career-high 2 passes defended against Washington (11/19)...Had a 6-yard sack and was credited with a career-high 5 quarterback hits vs. the Jets (10/29)...Recorded an 8-yard sack as one of his 4 solo tackles at Washington (11/19).
- » In 2022, started all 16 regular-season games in which he played in and both postseason games for the Giants...Inactive at Philadelphia along with numerous other starters (1/8)...In addition to his Pro Bowl and all-pro accolades, Lawrence set career-highs with 68 tackles (35 solo), 7 tackles for loss, 7.5 sacks, 28 quarterback hits, 3 passes defended and 2 forced fumbles...In the postseason, he had 12 tackles (6 solo), one tackle for loss and 4 quarterback hits.
- » Forced a fumble vs. Carolina (9/18)...Notched a single-game career-high 2.0 sacks of Justin Fields vs. Chicago (10/2)...Recorded 5 tackles (4 solo) and 1.0 sack for 6 yards at Green Bay (10/9)...Sacked quarterback Lamar Jackson for a 7-yard loss vs. Baltimore (10/16), his career-long 3rd consecutive game with a sack...Collected a 9-yard sack of quarterback Davis Mills and was credited with a career-best 5 quarterback hits vs. Houston (11/13)...Shared the team lead with 7 tackles (3 solo) vs. Detroit (11/20).
- » Picked up his 6th sack of the season and tallied a career-high 9 tackles (4 solo), including one tackle for loss and 2 quarterback hits vs. Washington (12/4)...Registered 2 tackles (one solo), one forced fumble and 3 quarterback hits and combined with Azeez Ojulari on a 9-yard sack of Taylor Heinicke at Washington (12/18)...Recorded an 8-yard sack of Nick Foles vs. Indianapolis (1/1), increasing his regular-season total to a career-high and team-leading 7.5 sacks.
- » Produced 6 tackles in both postseason games – 2 solo in the NFC Wild Card Game at Minnesota (1/15) and 4 solo in the divisional round at Philadelphia (1/21)...Also added a tackle for loss and 4 quarterback hits of Kirk Cousins at Minnesota.
- » In 2021, played in 16 games with 10 starts and set then career-highs of 54 tackles (27 solo) and 11 quarterback hits...Added 2.5 sacks, 5 tackles for loss, 2 passes defended and one forced fumble.
- » Started and tallied 3 tackles (one solo), one quarterback hit and one tackle for loss vs. Atlanta (9/26)...Made 7 tackles (2 solo) and added a half-sack vs. the Rams (10/17)...Recorded his first full sack of the season for a 6-yard loss vs. Carolina (10/24)...Forced the 2nd fumble of his career vs. Philadelphia (11/28) when he stripped Eagles running back Boston Scott in the 4th quarter, which was recovered by safety Julian Love.
- » Produced 7 tackles (4 solo), 1.0 sack, one tackle for loss and a career-high 3 quarterback hits at the L.A. Chargers (12/12)...Did not play at Chicago (1/2) when he was on the Reserve/COVID-19 list, ending his streak of 47 consecutive games played to start his career...Started and totaled 5 tackles (3 solo) and with a tackle for loss vs. Washington (1/9).
- » In 2020, played in all 16 games with 15 starts at defensive tackle...Did not start vs. Pittsburgh (9/14)...Tied linebacker Kyler Fackrell for 2nd on the team with 4.0 sacks...Tallied 53 tackles (30 solo), 6 tackles for loss, 10 quarterback hits and 2 passes defended.
- » Lawrence had 1.0 sack in 4 games – vs. Pittsburgh, at Philadelphia (10/22), vs. Philadelphia (11/15) and vs. Cleveland (12/20)...Twice posted a season-high 6 tackles – 3 solo at the Rams (10/4) and 2 solo vs. the Browns...Collected 5 unassisted stops at Chicago (9/20)...Had 3 tackles (one solo) vs. Washington (10/18) and teamed with Blake Martinez to pressure Kyle Allen into throwing an incomplete pass on a potential game-winning 2-point conversion with 36 seconds remaining, clinching the Giants' first victory of the season.
- » As a rookie in 2019, was one of 6 Giants players to start all 16 games...It was the 5th consecutive season in which a Giants rookie drafted in the first and/or 2nd round started all 16 games. The others were safety Landon Collins (2015), wide receiver Sterling Shepard (2016), defensive tackle Dalvin Tomlinson (2017), and running back Saquon Barkley and guard Will Hernandez (2018)...When Lawrence started the season opener in Dallas (9/8), it marked the 7th consecutive season the Giants started a rookie draft choice in their first game.

» Lawrence totaled 38 tackles (24 solo), 2.5 sacks, one forced fumble, 3 tackles for loss, 9 quarterback hits and one pass defended...Had one solo tackle in his NFL debut at the Cowboys...Tallied a season-high 5 tackles (3 solo) vs. Minnesota (10/6) and 4 stops (2 solo) vs. Buffalo and at New England...Also collected a season-best 3 solo tackles vs. Green Bay (12/1) and at Philadelphia (12/9)...Recorded his first career sack, a 7-yard takedown of Jameis Winston, at Tampa Bay (9/22)...Also registered an 11-yard sack of Kirk Cousins vs. the Vikings and shared a 9-yarder of Matthew Stafford with Markus Golden at Detroit (10/27).

**COLLEGE**

» Played in 40 games with 36 starts in 3 seasons (2016-18) at Clemson...Three-time All-ACC selection...Career totals include 162 tackles (100 solo) 19 tackles for losses, 11.0 sacks, one forced fumble, 3 fumble recoveries, 5 passes defended, one interception, and 43 quarterback pressures...In 2018, started all 13 games in which he played for the national champion Tigers...AFCA first-team All-America and first-team All-ACC selection...Credited with 44 tackles (30 solo), 7.5 tackles for loss, 1.5 sacks, 3 pass breakups, 15 quarterback pressures, one fumble recovery, one blocked kick and one rushing touchdown in 467 combined offensive and defensive snaps...In 2017, started all 12 games in which he played...Missed 2 games with a foot injury...One of 18 semifinalists for the Bednarik Award, which is presented to the best defensive player in college football...First-team All-ACC selection...Finished the season with 39 tackles (22 solo), 3 tackles for loss, 2.5 sacks, 5 quarterback pressures, one pass breakup and one forced fumble...In 2016, played in 15 games with 11 starts for Clemson's national championship team...Named Freshman All-America by ESPN and USA Today...ACC Defensive Rookie of the Year (media, coaches)...2nd-team All-ACC...All-ACC Academic Team selection...Shared Rookie of the Year honors defensively with Clelin Ferrell... Produced a career-high 79 tackles (48 solo), 9.5 tackles for loss and set a Clemson freshman record with 7.0 sacks.

**OFF-THE-FIELD ACTIVITY**

» Attended The Giants Foundation Golf Classic which raised more than \$400,000 for the foundation...Served as a coach during Saquon Barkley's youth football camp for 300 kids in Jersey City, N.J...Met with members from the Wounded Warriors Project during their visit at the Quest Diagnostic Training Facility to watch practice and enjoy a day with the Giants.

**PERSONAL**

» Justice studies major...Was one of the highest-rated 5-star recruits in Clemson history...First-team USA Today All-America...Rated as the consensus top player in North Carolina...AP Prep Player of the Year in North Carolina in 2015...Played in the U.S. Army All-America Game...As a senior at Wake Forest High School, was selected first-team all-state after finishing with 91 tackles, 21 tackles for a loss, 13.0 sacks, and 16 quarterback hurries...Helped Wake Forest to a 12-1 record...As a junior, had 55 tackles, 10 sacks, 25 tackles for loss, 3 blocked kicks and 3 forced fumbles and helped the team to a 15-1 record and a berth in AAAA State Championship game...As a sophomore, had 56 tackles, including 19 tackles for loss and 5.0 sacks...Concluded his career with 204 tackles, 65 tackles for loss, 28.0 sacks, 6 forced fumbles and 3 fumble recoveries...Played 3 years of basketball...Enrolled at Clemson in January 2016.

**DEXTER LAWRENCE II'S NFL REGULAR SEASON DEFENSIVE STATISTICS**

DATE	TEAM	GP	GS	TACKLES							INTERCEPTIONS					O. FUMB				ST				MISC						
				TK	S	A	TFL	YDS	SK	YDS	QBH	NO	YDS	LG	TD	PD	FF	FR	TD	YDS	TK	S	A	FF	FR	S	A			
2019	N.Y. Giants	16	16	38	24	14	3	21	2.5	22.5	9	0	0	0	0	1	1	0	0	0	0	0	0	0	0	0	0	0	0	0
2020	N.Y. Giants	16	15	53	30	23	6	29	4.0	26.0	10	0	0	0	0	2	0	0	0	0	0	0	0	0	0	0	0	0	0	0
2021	N.Y. Giants	16	10	54	27	27	5	14	2.5	14.0	11	0	0	0	0	2	1	0	0	0	0	0	0	0	0	0	0	0	0	0
2022	N.Y. Giants	16	16	68	35	33	7	38	7.5	49.5	28	0	0	0	0	3	2	0	0	0	0	0	0	0	0	0	0	0	0	0
2023	N.Y. Giants	16	16	53	32	21	7	47	4.5	36.5	21	0	0	0	0	2	0	0	0	0	0	0	0	0	0	0	0	0	0	0
<b>NFL TOTALS</b>		<b>80</b>	<b>73</b>	<b>266</b>	<b>148</b>	<b>118</b>	<b>28</b>	<b>149</b>	<b>21.0</b>	<b>148.5</b>	<b>79</b>	<b>0</b>	<b>0</b>	<b>0</b>	<b>0</b>	<b>10</b>	<b>4</b>	<b>0</b>	<b>0</b>	<b>0</b>	<b>0</b>	<b>0</b>	<b>0</b>	<b>0</b>	<b>0</b>	<b>0</b>	<b>0</b>	<b>0</b>	<b>0</b>	<b>0</b>

**DEXTER LAWRENCE II'S NFL POSTSEASON DEFENSIVE STATISTICS**

DATE	TEAM	GP	GS	TACKLES							INTERCEPTIONS					O. FUMB				ST				MISC						
				TK	S	A	TFL	YDS	SK	YDS	QBH	NO	YDS	LG	TD	PD	FF	FR	TD	YDS	TK	S	A	FF	FR	S	A			
2022	N.Y. Giants	2	2	12	6	6	1	2	0.0	0.0	4	0	0	0	0	0	0	0	0	0	0	0	0	0	0	0	0	0	0	0
<b>NFL TOTALS</b>		<b>2</b>	<b>2</b>	<b>12</b>	<b>6</b>	<b>6</b>	<b>1</b>	<b>2</b>	<b>0.0</b>	<b>0.0</b>	<b>4</b>	<b>0</b>	<b>0</b>	<b>0</b>	<b>0</b>	<b>0</b>	<b>0</b>	<b>0</b>	<b>0</b>	<b>0</b>	<b>0</b>	<b>0</b>	<b>0</b>	<b>0</b>	<b>0</b>	<b>0</b>	<b>0</b>	<b>0</b>	<b>0</b>	<b>0</b>

## SINGLE-GAME HIGHS: DEFENSIVE

<b>Total Tackles</b>	9 vs. Washington Commanders, Dec 04, 2022 7 at San Francisco 49ers, Sep 21, 2023 7 vs. Detroit Lions, Nov 20, 2022 7 at Los Angeles Chargers, Dec 12, 2021 ...1 more at 7.	<b>Passes Defensed</b>	2 at Washington Commanders, Nov 19, 2023 1 at Minnesota Vikings, Dec 24, 2022 1 vs. Houston Texans, Nov 13, 2022 1 vs. Baltimore Ravens, Oct 16, 2022 ...5 more at 1.
<b>Solo Tackles</b>	5 at Minnesota Vikings, Dec 24, 2022 5 at Chicago Bears, Sep 20, 2020 4 at Philadelphia Eagles, Dec 25, 2023 4 at Washington Commanders, Nov 19, 2023 ...6 more at 4.	<b>Forced Fumbles</b>	1 at Washington Commanders, Dec 18, 2022 1 vs. Carolina Panthers, Sep 18, 2022 1 vs. Philadelphia Eagles, Nov 28, 2021 ...1 more at 1.
<b>Sacks</b>	2.0 vs. Washington Commanders, Oct 22, 2023 2.0 vs. Chicago Bears, Oct 02, 2022 1.0 at Washington Commanders, Nov 19, 2023 1.0 vs. New York Jets, Oct 29, 2023 ...13 more at 1.0.	<b>Tackles For Loss</b>	2 at Philadelphia Eagles, Dec 25, 2023 1 vs. Los Angeles Rams, Dec 31, 2023 1 at Washington Commanders, Nov 19, 2023 1 vs. New York Jets, Oct 29, 2023 ...23 more at 1.

## SINGLE-GAME HIGHS - POSTSEASON: DEFENSIVE

<b>Total Tackles</b>	6 at Philadelphia Eagles, Jan 21, 2023 6 at Minnesota Vikings, Jan 15, 2023	<b>Solo Tackles</b>	4 at Philadelphia Eagles, Jan 21, 2023 2 at Minnesota Vikings, Jan 15, 2023
----------------------	--	---------------------	--



# DREW LOCK

HEIGHT: 6-4  
WEIGHT: 228  
COLLEGE: MISSOURI  
HOW ACQUIRED: FA-'24  
NFL EXP.: 6TH YEAR  
GIANTS EXP.: 1ST YEAR

QB

2

## TRANSACTIONS

- » Originally a 4th-round (42nd pick overall) draft choice by the Denver Broncos in 2019...Traded with 2 other players and 5 draft choices to the Seattle Seahawks for QB Russell Wilson and a 4th-round draft choice on March 16, 2022...Signed as a free agent by the Giants on March 13, 2024.

## CAREER HIGHLIGHTS

- » Has played in 28 regular-season games with 23 starts...Career totals include 469 completions on 786 passes (59.7%) for 5,283 yards, 28 touchdowns, and 23 interceptions for a passer rating of 79.5...Also has 77 rushing attempts for 299 yards and 3 touchdowns...Started in each of his first 18 NFL games...Has 3 career 300-yard games...Record as a starter is 9-14...Has led his teams to victory from a 4th-quarter deficit or tie 4 times.
- » In 2023, played in 4 games with 2 starts...Completed 48 of 76 passes (63.2%) for 543 yards, 3 touchdowns, 3 interceptions and a passer rating of 81.2...Made his season debut in relief at the Giants (10/2) and at the Rams (11/19)...In each game, he completed 2 of 6 passes, including for 63 yards in MetLife Stadium...Started for the first time at San Francisco (12/10) and hit 22 of 31 passes (71.0%) for 269 yards, 2 touchdowns and 2 interceptions...Started in place of an injured Geno Smith and led the Seahawks to a victory on Monday Night Football vs. Philadelphia (12/18), completing 22 of 33 passes (66.7%) for 208 yards, and one touchdown...Trailing by 7, Lock led the offense to 10 points in the 4th quarter, including the game-winning 29-yard touchdown pass to Jaxon Smith-Njigba with 28 seconds remaining.
- » In 2022, did not play in a regular-season game.
- » In his final season in Denver in 2021, played in 6 games with 3 starts...Completed 67 of 111 passes (60.4%) for 787 yards, 2 touchdowns, and 2 interceptions...Started each of the season's final 3 games.
- » In 2020, posted numerous career highs, including games played and started (13), passes (443), completions (254), yards (2,933), touchdowns (16), and interceptions (15)...Posted a career-high 149.5 rating by completing 21 of 27 passes for 280 yards, 4 touchdowns, and no interceptions in a victory at Carolina (12/13)...Threw for a season-high 339 yards vs. Las Vegas (1/3).
- » As a rookie in 2019, started each of the season's final 5 games and spending the first 11 games on injured reserve...Won his first 2 career starts and finished his rookie season with a 4-1 record to match John Elway for the most wins by a rookie quarterback in Broncos history...Completed 100 of 156 passes (career-high 64.1%) for 1,020 yards, 7 touchdowns, and 3 interceptions for a career-best passer rating of 89.7...Started in his NFL debut vs. the Chargers (12/1) and hit 18 of 28 passes for 134 yards, 2 touchdowns, and one interception...The following week in Houston (12/8), completed 24 of 38 passes for 309 yards, 3 touchdowns, one interception, and a 136.0 passer rating...Became the first NFL rookie in the Super Bowl era to pass for 300 yards and 3 touchdowns in his first career road start, earning NFL Rookie of the Week honors.

## COLLEGE

- » Played in 50 games with 46 starts at Missouri, completing 883 of 1,553 passes (56.9%) for 12,193 yards, 99 touchdowns, and 39 interceptions in addition to rushing for 437 yards and 9 scores...Threw for the 2nd-most passing yards (12,193) and 3rd-most touchdowns (99) in Southeastern Conference history during his 4-year career...Ended his career at Mizzou ranked 2nd in career passing yards and touchdowns, while setting 10 of the top-25 single-game passing yardage marks in school history...As a senior in 2018, had career-best marks in completions (275), completion percentage (62.9), interceptions (8) rushing yards (175) and rushing touchdowns (6)...Accounted for 34 total touchdowns (28 passing, 6 rushing)...Did not throw an interception in 6 of his final 7 games...Led the (FBS) and set the Southeastern Conference and Missouri records for passing touchdowns (44) while helping the Tigers reach a bowl game after starting the season 1-5...Completed 242 of 419 passing (57.8%) for 3,964 yards, 44 touchdowns, and 13 interceptions...Took over as Mizzou's starting quarterback over the final 8 games while playing in all 12 games as a true freshman...Was the first Missouri true freshman to start at quarterback since 1995.

## PERSONAL

- » Threw for 63 touchdowns and 12 interceptions in his junior and senior seasons at Lee's Summit (Mo.) High School...Chosen as the Kansas City Star All-Metro Player of the Year after throwing for 2,731 yards and 28 touchdowns as a senior...Received numerous Division-I basketball scholarship offers...Lock and his wife, Natalie, have one son named Layton Andrew.



## DREW LOCK'S NFL REGULAR SEASON PASSING STATISTICS

DATE	TEAM	GP	GS	ATT.	CMP.	PCT.	YDS	AVG.	TD	INT.	LG	SK	LST	RATE
2019	Denver	5	5	156	100	64.1	1,020	6.5	7	3	48	5	26	89.7
2020	Denver	13	13	443	254	57.3	2,933	6.6	16	15	92†	19	123	75.4
2021	Denver	6	3	111	67	60.4	787	7.1	2	2	44	9	52	80.4
2022	Seattle	0	0	0	0	0.0	0	0.0	0	0	0	0	0	0.0
2023	Seattle	4	2	76	48	63.2	543	7.1	3	3	51	6	26	81.2
<b>TOTALS</b>		<b>28</b>	<b>23</b>	<b>786</b>	<b>469</b>	<b>59.7</b>	<b>5,283</b>	<b>6.7</b>	<b>28</b>	<b>23</b>	<b>92T</b>	<b>39</b>	<b>227</b>	<b>79.5</b>

## DREW LOCK'S NFL POSTSEASON PASSING STATISTICS

DATE	TEAM	GP	GS	ATT.	CMP.	PCT.	YDS	AVG.	TD	INT.	LG	SK	LST	RATE
2022	Seattle	0	0	0	0	0.0	0	0.0	0	0	0	0	0	0.0
<b>TOTALS</b>		<b>0</b>	<b>0</b>	<b>0</b>	<b>0</b>	<b>0.0</b>	<b>0</b>	<b>0.0</b>	<b>0</b>	<b>0</b>	<b>0</b>	<b>0</b>	<b>0</b>	<b>0.0</b>

## DREW LOCK'S NFL REGULAR SEASON RUSHING STATISTICS

DATE	TEAM	NO.	YDS.	AVG.	LG	TD
2019	Denver	18	72	4.0	12	0
2020	Denver	44	160	3.6	16	3
2021	Denver	10	53	5.3	23†	2
2022	Seattle	0	0	0.0	0	0
2023	Seattle	5	14	2.8	11	0
<b>TOTALS</b>		<b>77</b>	<b>299</b>	<b>3.9</b>	<b>23T</b>	<b>5</b>

## DREW LOCK'S NFL POSTSEASON RUSHING STATISTICS

DATE	TEAM	NO.	YDS.	AVG.	LG	TD
2022	Seattle	0	0	0.0	0	0
<b>TOTALS</b>		<b>0</b>	<b>0</b>	<b>0.0</b>	<b>0</b>	<b>0</b>

## DREW LOCK'S NFL REGULAR SEASON PASSING/RUSHING STATISTICS

DATE	TEAM	GP	GS	PASSING										RUSHING					
				ATT.	CMP.	PCT.	YDS	AVG.	TD	INT.	LG	SK	LST	RATE	NO.	YDS.	AVG.	LG	TD
2019	Denver	5	5	156	100	64.1	1,020	6.5	7	3	48	5	26	89.7	18	72	4.0	12	0
2020	Denver	13	13	443	254	57.3	2,933	6.6	16	15	92†	19	123	75.4	44	160	3.6	16	3
2021	Denver	6	3	111	67	60.4	787	7.1	2	2	44	9	52	80.4	10	53	5.3	23†	2
2022	Seattle	0	0	0	0	0.0	0	0.0	0	0	0	0	0	0.0	0	0	0.0	0	0
2023	Seattle	4	2	76	48	63.2	543	7.1	3	3	51	6	26	81.2	5	14	2.8	11	0
<b>TOTALS</b>		<b>28</b>	<b>23</b>	<b>786</b>	<b>469</b>	<b>59.7</b>	<b>5,283</b>	<b>6.7</b>	<b>28</b>	<b>23</b>	<b>92T</b>	<b>39</b>	<b>227</b>	<b>79.5</b>	<b>77</b>	<b>299</b>	<b>3.9</b>	<b>23T</b>	<b>5</b>

## DREW LOCK'S NFL POSTSEASON PASSING/RUSHING STATISTICS

DATE	TEAM	GP	GS	PASSING										RUSHING					
				ATT.	CMP.	PCT.	YDS	AVG.	TD	INT.	LG	SK	LST	RATE	NO.	YDS.	AVG.	LG	TD
2022	Seattle	0	0	0	0	0.0	0	0.0	0	0	0	0	0	0.0	0	0	0.0	0	0
<b>TOTALS</b>		<b>0</b>	<b>0</b>	<b>0</b>	<b>0</b>	<b>0.0</b>	<b>0</b>	<b>0.0</b>	<b>0</b>	<b>0</b>	<b>0</b>	<b>0</b>	<b>0</b>	<b>0.0</b>	<b>0</b>	<b>0</b>	<b>0.0</b>	<b>0</b>	<b>0</b>

SINGLE-GAME HIGHS: QUARTERBACK

<b>Pass Attempts</b>	48 at Atlanta Falcons, Nov 08, 2020 47 at Los Angeles Chargers, Dec 27, 2020 47 at Las Vegas Raiders, Nov 15, 2020 41 vs. Las Vegas Raiders, Jan 03, 2021 41 vs. Los Angeles Chargers, Nov 01, 2020	<b>Passer Rating</b>	149.5 at Carolina Panthers, Dec 13, 2020 136.0 at Houston Texans, Dec 08, 2019 116.2 at Los Angeles Chargers, Jan 02, 2022 103.6 vs. Las Vegas Raiders, Jan 03, 2021 99.6 vs. Detroit Lions, Dec 22, 2019
<b>Pass Completions</b>	26 vs. Los Angeles Chargers, Nov 01, 2020 25 vs. Las Vegas Raiders, Jan 03, 2021 25 at Atlanta Falcons, Nov 08, 2020 25 vs. Detroit Lions, Dec 22, 2019 24 at Los Angeles Chargers, Dec 27, 2020 ...1 more at 24.	<b>Rush Attempts</b>	7 at Atlanta Falcons, Nov 08, 2020 6 at Carolina Panthers, Dec 13, 2020 6 vs. Oakland Raiders, Dec 29, 2019 5 at Los Angeles Chargers, Dec 27, 2020 5 vs. Buffalo Bills, Dec 19, 2020
<b>Yards Passing</b>	339 vs. Las Vegas Raiders, Jan 03, 2021 313 at Atlanta Falcons, Nov 08, 2020 309 at Houston Texans, Dec 08, 2019 280 at Carolina Panthers, Dec 13, 2020 270 vs. Miami Dolphins, Nov 22, 2020	<b>Rushing Yards</b>	47 at Atlanta Falcons, Nov 08, 2020 37 vs. Buffalo Bills, Dec 19, 2020 35 vs. Kansas City Chiefs, Jan 08, 2022 29 vs. Oakland Raiders, Dec 29, 2019 23 vs. Miami Dolphins, Nov 22, 2020
<b>TD Passes</b>	4 at Carolina Panthers, Dec 13, 2020 3 vs. Los Angeles Chargers, Nov 01, 2020 3 at Houston Texans, Dec 08, 2019 2 at San Francisco 49ers, Dec 10, 2023 2 vs. Las Vegas Raiders, Jan 03, 2021 ...3 more at 2.	<b>Rushing Average</b>	6.7 at Atlanta Falcons, Nov 08, 2020
<b>Long Passes</b>	92t vs. Las Vegas Raiders, Jan 03, 2021 61 vs. Miami Dolphins, Nov 22, 2020 51 at New York Giants, Oct 02, 2023 49t at Carolina Panthers, Dec 13, 2020 48 at Houston Texans, Dec 08, 2019	<b>Longest Runs</b>	23t vs. Kansas City Chiefs, Jan 08, 2022 16 at Atlanta Falcons, Nov 08, 2020 14 vs. Buffalo Bills, Dec 19, 2020 14 vs. Miami Dolphins, Nov 22, 2020 13 vs. Buffalo Bills, Dec 19, 2020
<b>Completion Percentage</b>	81.5 at Houston Texans, Dec 08, 2019 77.8 at Carolina Panthers, Dec 13, 2020 75.8 vs. Detroit Lions, Dec 22, 2019 72.0 at Los Angeles Chargers, Jan 02, 2022 71.0 at San Francisco 49ers, Dec 10, 2023	<b>Rushing TDs</b>	2 vs. Kansas City Chiefs, Jan 08, 2022 1 at Los Angeles Chargers, Dec 27, 2020 1 at Atlanta Falcons, Nov 08, 2020 1 vs. Kansas City Chiefs, Oct 25, 2020

300-YARD PASSING GAMES (3): REGULAR SEASON

DATE	TEAM	NO.	YDS.	AVG.	LG	TD
12/08/19	at Houston	22	309	14.0	48	3
11/08/20	at Atlanta	25	313	12.5	41	2
01/03/21	LAS VEGAS	25	339	13.6	92t	2

2019 GAME-BY-GAME REGULAR-SEASON STATISTICS (DENVER)

DATE	OPPONENT	P/S	PASSING											RUSHING				W/L	SCORE		
			ATT	CMP	YDS	PCT	Y/A	Y/C	TD	INT	LG	SK/YD	RATE	ATT	YDS	LG	TD				
09/09	at Oakland																			L	16-24
09/15	Chicago																			L	14-16
09/22	at Green Bay																			L	16-27
09/29	Jacksonville																			L	24-26
10/06	at L.A. Chargers																			W	20-13
10/13	Tennessee																			W	16-0
10/17	Kansas City																			L	6-30
10/27	at Indianapolis																			L	13-15
11/03	Cleveland																			W	24-19
11/17	at Minnesota																			L	23-27
11/24	at Buffalo																			L	3-20
12/01	L.A. Chargers	S	28	18	134	64.3	4.8	7.4	2	1	33	0/0	84.5	3	15	8	0	0	W	23-20	
12/08	at Houston	S	27	22	309	81.5	11.4	14.0	3	1	48	1/8	136.0	3	15	11	0	0	W	38-24	
12/15	at Kansas City	S	40	18	208	45.0	5.2	11.6	0	1	43	2/9	50.8	2	3	3	0	0	L	3-23	
12/22	Detroit	S	33	25	192	75.8	5.8	7.7	1	0	20	0/0	99.6	4	10	10	0	0	W	27-17	
12/29	Oakland	S	28	17	177	60.7	6.3	10.4	1	0	19	2/9	90.9	6	29	12	0	0	W	16-15	
<b>2019 TOTALS</b>		<b>5-5</b>	<b>156</b>	<b>100</b>	<b>1,020</b>	<b>64.1</b>	<b>6.5</b>	<b>10.2</b>	<b>7</b>	<b>3</b>	<b>48</b>	<b>5/26</b>	<b>89.7</b>	<b>18</b>	<b>72</b>	<b>12</b>	<b>0</b>	<b>0</b>	<b>7-9</b>		

## 2020 GAME-BY-GAME REGULAR-SEASON STATISTICS (DENVER)

DATE	OPPONENT	P/S	PASSING											RUSHING				W/L	SCORE
			ATT	CMP	YDS	PCT	Y/A	Y/C	TD	INT	LG	SK/YD	RATE	ATT	YDS	LG	TD		
09/14	Tennessee	S	33	22	216	66.7	6.5	9.8	1	0	31	0/0	95.0	3	5	3	0	L	14-16
09/20	at Pittsburgh	S	5	1	20	20.0	4.0	20.0	0	0	20	1/8	43.8	0	0	0	0	L	21-26
09/27	Tampa Bay		ON INACTIVE LIST															L	10-28
10/01	at N.Y. Jets		INACTIVE															W	37-28
10/18	at New England	S	24	10	189	41.7	7.9	18.9	0	2	41	2/25	34.9	5	-1	3	0	W	18-12
10/25	Kansas City	S	40	24	254	60.0	6.4	10.6	0	2	27	3/20	57.7	3	8	4	1	L	16-43
11/01	L.A. Chargers	S	41	26	248	63.4	6.0	9.5	3	1	43	2/5	94.4	2	-1	1	0	W	31-30
11/08	at Atlanta	S	48	25	313	52.1	6.5	12.5	2	1	41	1/11	77.9	7	47	16	1	L	27-34
11/15	at Las Vegas	S	47	23	257	48.9	5.5	11.2	1	4	27	2/10	37.3	2	7	5	0	L	12-37
11/22	Miami	S	30	18	270	60.0	9.0	15.0	0	1	61	0/0	75.7	2	23	14	0	W	20-13
12/06	at Kansas City	S	28	15	151	53.6	5.4	10.1	2	2	37	0/0	63.2	2	9	8	0	L	16-22
12/13	at Carolina	S	27	21	280	77.8	10.4	13.3	4	0	49†	1/11	149.5	6	4	6	0	W	32-27
12/19	Buffalo	S	32	20	132	62.5	4.1	6.6	1	0	19	3/17	81.8	5	37	14	0	L	19-48
12/27	at L.A. Chargers	S	47	24	264	51.1	5.6	11.0	0	2	27	2/1	50.3	5	15	6	1	L	16-19
01/03	Las Vegas	S	41	25	339	61.0	8.3	13.6	2	0	92†	2/15	103.6	2	7	5	0	L	31-32
<b>2020 TOTALS</b>		<b>13-13</b>	<b>443</b>	<b>254</b>	<b>2,933</b>	<b>57.3</b>	<b>6.6</b>	<b>11.5</b>	<b>16</b>	<b>15</b>	<b>92†</b>	<b>19/123</b>	<b>75.4</b>	<b>44</b>	<b>160</b>	<b>16</b>	<b>3</b>	<b>5-10</b>	

## 2021 GAME-BY-GAME REGULAR-SEASON STATISTICS (DENVER)

DATE	OPPONENT	P/S	PASSING											RUSHING				W/L	SCORE
			ATT	CMP	YDS	PCT	Y/A	Y/C	TD	INT	LG	SK/YD	RATE	ATT	YDS	LG	TD		
09/12	at N.Y. Giants		DID NOT PLAY (NON-INJURY)															W	27-13
09/19	at Jacksonville		DID NOT PLAY (NON-INJURY)															W	23-13
09/26	N.Y. Jets		DID NOT PLAY (NON-INJURY)															W	26-0
10/03	Baltimore	P	21	12	113	57.1	5.4	9.4	0	1	32	3/15	52.3	0	0	0	0	L	7-23
10/10	at Pittsburgh		DID NOT PLAY (NON-INJURY)															L	19-27
10/17	Las Vegas		DID NOT PLAY (NON-INJURY)															L	24-34
10/21	at Cleveland		DID NOT PLAY (NON-INJURY)															L	14-17
10/31	Washington		DID NOT PLAY (NON-INJURY)															W	17-10
11/07	at Dallas		DID NOT PLAY															W	30-16
11/14	Philadelphia		DID NOT PLAY															L	13-30
11/28	L.A. Chargers	P	7	4	26	57.1	3.7	6.5	0	1	12	1/0	25.6	0	0	0	0	W	28-13
12/05	at Kansas City		DID NOT PLAY (NON-INJURY)															L	9-22
12/12	Detroit		DID NOT PLAY (NON-INJURY)															W	38-10
12/19	Cincinnati	P	12	6	88	50.0	7.3	14.7	1	0	25†	1/9	102.1	1	-2	-2	0	L	10-15
12/26	at Las Vegas	S	22	15	153	68.2	7.0	10.2	0	0	40	2/13	87.9	2	10	5	0	L	13-17
01/02	at L.A. Chargers	S	25	18	245	72.0	9.8	13.6	1	0	44	1/10	116.2	3	10	6	0	L	13-34
01/08	Kansas City	S	24	12	162	50.0	6.8	13.5	0	0	31	1/5	71.9	4	35	23†	2	L	24-28
<b>2021 TOTALS</b>		<b>6-3</b>	<b>111</b>	<b>67</b>	<b>787</b>	<b>60.4</b>	<b>7.1</b>	<b>11.7</b>	<b>2</b>	<b>2</b>	<b>44</b>	<b>9/52</b>	<b>80.4</b>	<b>10</b>	<b>53</b>	<b>23†</b>	<b>2</b>	<b>7-10</b>	

## 2022 GAME-BY-GAME REGULAR-SEASON STATISTICS (SEATTLE)

DATE	OPPONENT	P/S	PASSING											RUSHING				W/L	SCORE		
			ATT	CMP	YDS	PCT	Y/A	Y/C	TD	INT	LG	SK/YD	RATE	ATT	YDS	LG	TD				
09/12	Denver																			W	17-16
09/18	at San Francisco																			L	7-27
09/25	Atlanta																			L	23-27
10/02	at Detroit																			W	48-45
10/09	at New Orleans																			L	32-39
10/16	Arizona																			W	19-9
10/23	at L.A. Chargers																			W	37-23
10/30	N.Y. Giants																			W	27-13
11/06	at Arizona																			W	31-21
11/13	at Tampa Bay																			L	16-21
11/27	Las Vegas																			L	34-40+
12/04	at L.A. Rams																			W	27-23
12/11	Carolina																			L	24-30
12/15	San Francisco																			L	13-21
12/24	at Kansas City																			L	10-24
01/01	N.Y. Jets																			W	23-6
01/08	L.A. Rams																			W	19-16+
<b>2022 TOTALS</b>		<b>0-0</b>	<b>0</b>	<b>0</b>	<b>0</b>	<b>0.0</b>	<b>0.0</b>	<b>0.0</b>	<b>0</b>	<b>0</b>	<b>0</b>	<b>0/0</b>	<b>0.0</b>	<b>0</b>	<b>0</b>	<b>0</b>	<b>0</b>	<b>0</b>	<b>9-8</b>		

+ - Overtime

## 2023 GAME-BY-GAME REGULAR-SEASON STATISTICS (SEATTLE)

DATE	OPPONENT	P/S	PASSING											RUSHING				W/L	SCORE		
			ATT	CMP	YDS	PCT	Y/A	Y/C	TD	INT	LG	SK/YD	RATE	ATT	YDS	LG	TD				
09/10	L.A. Rams																			L	13-30
09/17	at Detroit																			W	37-31+
09/24	Carolina																			W	37-27
10/02	at N.Y. Giants	P	6	2	63	33.3	10.5	31.5	0	0	51	0/0	73.6	1	11	11	0		W	24-3	
10/15	at Cincinnati																			L	13-17
10/22	Arizona																			W	20-10
10/29	Cleveland																			W	24-20
11/05	at Baltimore																			L	3-37
11/12	Washington																			W	29-26
11/19	at L.A. Rams	P	6	2	3	33.3	0.5	1.5	0	1	4	0/0	2.8	0	0	0	0		L	16-17	
11/23	San Francisco																			L	13-31
11/30	at Dallas																			L	35-41
12/10	at San Francisco	S	31	22	269	71.0	8.7	12.2	2	2	31†	4/15	92.0	3	5	3	0		L	16-28	
12/18	Philadelphia	S	33	22	208	66.7	6.3	9.5	1	0	34	2/11	94.0	1	-2	-2	0		W	20-17	
12/24	at Tennessee																			W	20-17
12/31	Pittsburgh																			L	23-30
01/07	at Arizona																			W	21-20
<b>2023 TOTALS</b>		<b>4-2</b>	<b>76</b>	<b>48</b>	<b>543</b>	<b>63.2</b>	<b>7.1</b>	<b>11.3</b>	<b>3</b>	<b>3</b>	<b>51</b>	<b>6/26</b>	<b>81.2</b>	<b>5</b>	<b>14</b>	<b>11</b>	<b>0</b>	<b>9-8</b>			

+ - Overtime

## 2022 GAME-BY-GAME POSTSEASON STATISTICS (SEATTLE)

DATE	OPPONENT	P/S	PASSING											RUSHING				W/L	SCORE		
			ATT	CMP	YDS	PCT	Y/A	Y/C	TD	INT	LG	SK/YD	RATE	ATT	YDS	LG	TD				
01/14	at San Francisco																			L	23-41
<b>2022 TOTALS</b>		<b>0-0</b>	<b>0</b>	<b>0</b>	<b>0</b>	<b>0.0</b>	<b>0.0</b>	<b>0.0</b>	<b>0</b>	<b>0</b>	<b>0</b>	<b>0/0</b>	<b>0.0</b>	<b>0</b>	<b>0</b>	<b>0</b>	<b>0</b>	<b>0</b>	<b>0-1</b>		





# DAVID LONG JR.

CB

HEIGHT: 5-11  
WEIGHT: 196  
COLLEGE: MICHIGAN  
HOW ACQUIRED: FA-'24  
NFL EXP.: 6TH YEAR  
GIANTS EXP.: 1ST YEAR

20

## TRANSACTIONS

- » Originally a 3rd-round (79th pick overall) draft choice by the Los Angeles Rams in 2019 ... Signed as a free agent by the Las Vegas Raiders on March 22, 2023... Waived by Las Vegas on Nov. 2, 2023... Awarded off waivers to the Carolina Panthers on Nov. 3, 2023... Waived by Carolina on Dec. 1, 2023... Awarded off waivers to the Green Bay Packers on Dec. 4, 2023... Waived by Green Bay on Jan. 6, 2024 and signed to the Packers' practice squad on Jan. 12, 2024... Signed as a free agent by the Giants on May 1, 2024.

## CAREER HIGHLIGHTS

- » Long has played in 66 regular-season games with 12 starts for the Rams, Raiders, Panthers, and Packers and in 6 postseason games, including a start in Super Bowl LVI for the Rams... Career totals include 94 tackles (81 solo), one interception, and eight passes defended in the regular season, and 12 tackles (11 solo) and one interception in the playoffs.
- » In 2023, played in 14 games with 2 starts for Las Vegas (8/1), Carolina (3/1), and Green Bay (3/0)... Totaled 19 tackles (4 solo) and one pass defended... Started and posted a career-high 7 tackles (5 solo) for the Panthers at Tennessee (11/26)... Tallied 6 tackles (4 solo) in a start for the Raiders at Chicago (10/22).
- » In 2022, played in 12 games with 4 starts in his final season with the Rams... Collected 21 tackles (18 solo) and one pass defended... Made a season-high 4 tackles vs. Atlanta (9/18) and at Tampa Bay (11/16).
- » In 2021, played in 16 regular-season games with a career-high 5 starts and in four postseason games with a start in Super Bowl LVI... Produced career-highs of 40 tackles (35 solo) and 4 passes defended, and one interception... Tallied 5 tackles, 2 passes defended, and picked off an Andy Dalton pass for his first career interception, vs. Chicago (9/12)... Registered a season-high 6 tackles (5 solo) vs. Arizona (10/3) and at Arizona (12/13)... Contributed a team and career-best 7 unassisted tackles, including one stop for loss, in the NFC Divisional Playoff Game at Tampa Bay (1/16)... Started and recorded 4 tackles (3 solo) in Super Bowl LVI victory vs. Cincinnati (1/6).
- » In 2020, played in 16 games with one start and played in 2 postseason games... Notched 6 solo tackles on defense and one on special teams... Started and collected a season-high 3 tackles at Miami (11/1)... Played on special teams in 2 playoff games.
- » As a rookie in 2019, played in 8 games and inactive for 8 games... Finished with 8 tackles (7 solo) and 2 passes defended... Made one tackle in his NFL debut, at Atlanta (10/20)... Recorded his first multi-tackle game with 2 stops and one pass defended at Arizona... Tallied a season-high 3 tackles (3) and one pass defended vs. Arizona (12/29).

## COLLEGE

- » Played in 29 games with 22 starts in 3 seasons (2016-18) at Michigan... Totaled 38 tackles (22 solo), 2 tackles for loss, 0.5 sacks, 3 interceptions, and 17 passes defended... As a junior in 2018, started all 13 games and recorded 17 tackles (10 solo), one interception, and 9 passes defended... Named first-team All-Big Ten by coaches and an third team by the media... In 2017, finished with 21 tackles (12 solo), 2 tackles for loss, 0.5 sacks, 2 interceptions, and 8 passes defended... Named honorable mention All-Big Ten... Played in three games as a freshman.

## PERSONAL

- » Attended Loyola High School in Los Angeles... Rated a 4-star prospect by Rivals.com, Scout.com and ESPN... Participated in the 2016 U.S. Army All-American Bowl... As a senior, recorded 19 tackles, 5 passes defended, and one interception... Also caught 25 passes for 525 yards and 7 touchdowns... As a junior, posted 25 receptions for 414 yards and 3 touchdowns.

## DAVID LONG JR.'S NFL REGULAR SEASON DEFENSIVE STATISTICS

DATE	TEAM	GP	GS	TACKLES								INTERCEPTIONS					O. FUMB				ST				MISC			
				TK	S	A	TFL	YDS	SK	YDS	QBH	NO	YDS	LG	TD	PD	FF	FR	TD	YDS	TK	S	A	FF	FR	S	A	
2019	L.A. Rams	8	0	8	7	1	0	0	0.0	0.0	0	0	0	0	0	0	2	0	0	0	0	1	1	0	0	0	1	0
2020	L.A. Rams	16	1	6	6	0	0	0	0.0	0.0	0	0	0	0	0	0	0	0	0	0	0	1	0	1	0	0	0	0
2021	L.A. Rams	16	5	40	35	5	0	0	0.0	0.0	0	1	0	0	0	4	0	0	0	0	0	0	0	0	0	0	0	0
2022	L.A. Rams	12	4	21	18	3	0	0	0.0	0.0	0	0	0	0	1	0	0	0	0	0	0	0	0	0	0	0	0	0
2023	Las Vegas	8	1	12	10	2	0	0	0.0	0.0	0	0	0	0	1	0	0	0	0	0	0	0	0	0	0	0	0	0
		Went from Las Vegas to Carolina.																										
2023	Carolina	3	1	7	5	2	0	0	0.0	0.0	0	0	0	0	0	0	0	0	0	0	0	0	0	0	0	0	0	0
		Went from Carolina to Green Bay.																										
2023	Green Bay	3	0	0	0	0	0	0	0.0	0.0	0	0	0	0	0	0	0	0	0	0	0	0	0	0	0	0	0	0
2023	TOTAL	14	2	19	15	4	0	0	0.0	0.0	0	0	0	0	1	0	0	0	0	0	0	0	0	0	0	0	0	0
<b>NFL TOTALS</b>		<b>66</b>	<b>12</b>	<b>94</b>	<b>81</b>	<b>13</b>	<b>0</b>	<b>0</b>	<b>0.0</b>	<b>0.0</b>	<b>0</b>	<b>1</b>	<b>0</b>	<b>0</b>	<b>0</b>	<b>8</b>	<b>0</b>	<b>0</b>	<b>0</b>	<b>0</b>	<b>2</b>	<b>1</b>	<b>1</b>	<b>0</b>	<b>0</b>	<b>1</b>	<b>0</b>	

## DAVID LONG JR.'S NFL POSTSEASON DEFENSIVE STATISTICS

DATE	TEAM	GP	GS	TACKLES								INTERCEPTIONS					O. FUMB				ST				MISC			
				TK	S	A	TFL	YDS	SK	YDS	QBH	NO	YDS	LG	TD	PD	FF	FR	TD	YDS	TK	S	A	FF	FR	S	A	
2020	L.A. Rams	2	0	0	0	0	0	0	0.0	0.0	0	0	0	0	0	0	0	0	0	0	0	0	0	0	0	0	0	0
2021	L.A. Rams	4	1	12	11	1	1	3	0.0	0.0	0	1	3	3f	1	1	0	0	0	0	0	0	0	0	0	0	0	0
2023	Green Bay	0	0	0	0	0	0	0	0.0	0.0	0	0	0	0	0	0	0	0	0	0	0	0	0	0	0	0	0	0
<b>NFL TOTALS</b>		<b>6</b>	<b>1</b>	<b>12</b>	<b>11</b>	<b>1</b>	<b>1</b>	<b>3</b>	<b>0.0</b>	<b>0.0</b>	<b>0</b>	<b>1</b>	<b>3</b>	<b>3T</b>	<b>1</b>	<b>1</b>	<b>0</b>	<b>0</b>	<b>0</b>	<b>0</b>	<b>0</b>	<b>0</b>	<b>0</b>	<b>0</b>	<b>0</b>	<b>0</b>	<b>0</b>	<b>0</b>

## SINGLE-GAME HIGHS: DEFENSIVE

<b>Total Tackles</b>	7 at Tennessee Titans, Nov 26, 2023 6 at Chicago Bears, Oct 22, 2023 6 at Arizona Cardinals, Dec 13, 2021 6 vs. Arizona Cardinals, Oct 03, 2021 5 vs. Chicago Bears, Sep 12, 2021	<b>Interceptions</b>	1 vs. Chicago Bears, Sep 12, 2021
<b>Solo Tackles</b>	5 at Tennessee Titans, Nov 26, 2023 5 at Arizona Cardinals, Dec 13, 2021 5 vs. Arizona Cardinals, Oct 03, 2021 ...1 more at 5.	<b>Special Teams Tackles</b>	1 vs. Seattle Seahawks, Nov 15, 2020 1 vs. Chicago Bears, Nov 17, 2019
<b>Passes Defensed</b>	2 vs. Chicago Bears, Sep 12, 2021 1 at Los Angeles Chargers, Oct 01, 2023 1 vs. Arizona Cardinals, Nov 13, 2022 1 at Arizona Cardinals, Dec 13, 2021 ...3 more at 1.		

## SINGLE-GAME HIGHS - POSTSEASON: DEFENSIVE

<b>Total Tackles</b>	7 at Tampa Bay Buccaneers, Jan 23, 2022 4 at Cincinnati Bengals, Feb 13, 2022 1 vs. Arizona Cardinals, Jan 17, 2022	<b>Tackles For Loss</b>	1 at Tampa Bay Buccaneers, Jan 23, 2022
<b>Solo Tackles</b>	7 at Tampa Bay Buccaneers, Jan 23, 2022 3 at Cincinnati Bengals, Feb 13, 2022 1 vs. Arizona Cardinals, Jan 17, 2022	<b>Interceptions</b>	1 vs. Arizona Cardinals, Jan 17, 2022
<b>Passes Defensed</b>	1 vs. Arizona Cardinals, Jan 17, 2022	<b>Interception Return Yards</b>	3 vs. Arizona Cardinals, Jan 17, 2022



# CHRIS MANHERTZ

TE

HEIGHT: 6-6  
WEIGHT: 260  
COLLEGE: CANISIUS  
HOW ACQUIRED: FA-'24  
NFL EXP.: 9TH YEAR  
GIANTS EXP.: 1ST YEAR

85

## TRANSACTIONS

- » Originally signed by the Buffalo Bills on Dec. 30, 2014...Waived by Buffalo on Aug. 19, 2015...Signed by the New Orleans Saints on Aug. 24, 2015...Waived by New Orleans on Sept. 5, 2015 and signed to the Saints' practice squad on Sept. 7, 2015...Signed to a reserve/futures contract by New Orleans on Jan. 5, 2016...Waived by New Orleans on Oct. 15, 2016...Awarded off waivers to the Carolina Panthers on Oct. 17, 2016...Signed as a free agent by the Jacksonville Jaguars on March 17, 2021...Signed as a free agent by the Denver Broncos on March 15, 2023...Released by Denver on March 8, 2024...Signed as a free agent by the Giants on March 15, 2024.

## CAREER HIGHLIGHTS

- » Has played in 120 regular-season games with 53 starts for New Orleans, Carolina, Jacksonville, and Denver, and in 2 postseason games with one start for the Jaguars...Totals include 26 receptions for 271 yards and two touchdowns, including a 51-yarder...Did not play college football...Was a 4-year basketball player (2010-14) at Canisius College, where he finished ranked 4th in school history with 789 rebounds and led the team in rebounding in 3 consecutive seasons...Transitioned to football after leaving Canisius and earned a tryout with Buffalo, signing with the team after the 2014 season.
- » In his only season in Denver in 2023, played in 16 games with 2 starts...Caught 2 passes for 16 yards...Played 367 snaps on offense and 86 on special teams.
- » In 2022 with Jacksonville, played in all 17 games with 11 yards and had a career high-tying 6 receptions for the 3rd consecutive season, for 42 yards...Participated in 427 snaps on offense and 155 on special teams plays...Played in both of the Jaguars' postseason games with one start;
- » In 2021, played in all 17 games with 10 starts...Recorded a career-high 71 receiving yards on six catches (11.8-yard avg.) with one touchdown in his first season with Jacksonville...Caught a 22-yard touchdown pass at Houston (9/12).
- » In his final season in Carolina in 2020, played in 16 games with a career-high 12 starts...Set a career-high with 6 receptions, for 52 yards...Caught a 17-yard pass vs. Arizona (10/4).
- » In 2019, played in 15 games with 6 start, primarily as a blocking tight end...Helped Christian McCaffrey rush for 1,387 yards, the 3rd most in the NFL...Caught one pass for 11 yards, at Atlanta (12/8).
- » In 2018, Manhertz played in all 16 games with 4 starts...Caught 2 passes for 52 yards, including a career-long 50-yarder for a touchdown on a pass from McCaffrey vs. New Orleans (12/17).
- » In 2017, played in all 16 games with 4 starts, finishing with 2 catches for 17.
- » In his debut season in 2016, spent time with both New Orleans (4 weeks) and Carolina (10 weeks), totaling 7 games with 2 starts...Caught one pass for 10 yards and appeared in 55 offensive snaps and 68 special-teams snaps...Made his NFL debut and first career start for the Saints at the Giants (9/18)...Caught his first career pass, a 10-yarder vs. Atlanta (12/24).

## COLLEGE

- » Did not play football at Canisius College, where he was a 4-year basketball player (2010-14) at Canisius College...Played in 116 games with 94 starts and averaged 6.5 points and 6.8 rebounds per game...Finished 4th in school history with 789 rebounds...Led the team in rebounding in 3 consecutive seasons as a sophomore (2011-12), junior (2012-13) and senior (2013-14)...Transitioned to football after leaving Canisius.

## PERSONAL

- » Health and wellness major...Four-year letterman in basketball at Cardinal Spellman High School in The Bronx...Became the 4th male player in school history to score 1,000 points...Son of John and Durline Manhertz...Has 3 brothers, Jason, John and Omari...Born in The Bronx.

## CHRIS MANHERTZ'S NFL REGULAR SEASON RUSHING/RECEIVING STATISTICS

DATE	TEAM	GP	GS	RECEIVING					RUSHING					
				NO.	YDS.	AVG.	LG	TD	NO.	YDS.	AVG.	LG	TD	
2016	New Orleans	3	2	0	0	0.0	0	0	0	0	0	0.0	0	0
				Went from <b>New Orleans</b> to <b>Carolina</b> .										
2016	Carolina	4	0	1	10	10.0	10	0	0	0	0.0	0	0	0
2016	<b>TOTAL</b>	<b>7</b>	<b>2</b>	<b>1</b>	<b>10</b>	<b>10.0</b>	<b>10</b>	<b>0</b>	<b>0</b>	<b>0</b>	<b>0.0</b>	<b>0</b>	<b>0</b>	<b>0</b>
2017	Carolina	16	4	2	17	8.5	11	0	0	0	0.0	0	0	0
2018	Carolina	16	4	2	52	26.0	50t	1	0	0	0.0	0	0	0
2019	Carolina	15	6	1	11	11.0	11	0	0	0	0.0	0	0	0
2020	Carolina	16	12	6	52	8.7	17	0	0	0	0.0	0	0	0
2021	Jacksonville	17	10	6	71	11.8	22t	1	0	0	0.0	0	0	0
2022	Jacksonville	17	11	6	42	7.0	21	0	0	0	0.0	0	0	0
2023	Denver	16	4	2	16	8.0	10	0	0	0	0.0	0	0	0
<b>NFL TOTALS</b>		<b>120</b>	<b>53</b>	<b>26</b>	<b>271</b>	<b>10.4</b>	<b>50T</b>	<b>2</b>	<b>0</b>	<b>0</b>	<b>0.0</b>	<b>0</b>	<b>0</b>	<b>0</b>

## CHRIS MANHERTZ'S NFL POSTSEASON RUSHING/RECEIVING STATISTICS

DATE	TEAM	GP	GS	RECEIVING					RUSHING					
				NO.	YDS.	AVG.	LG	TD	NO.	YDS.	AVG.	LG	TD	
2017	Carolina	0	0	0	0	0.0	0	0	0	0	0	0.0	0	0
2022	Jacksonville	2	1	0	0	0.0	0	0	0	0	0	0.0	0	0
<b>NFL TOTALS</b>		<b>2</b>	<b>1</b>	<b>0</b>	<b>0</b>	<b>0.0</b>	<b>0</b>	<b>0</b>	<b>0</b>	<b>0</b>	<b>0</b>	<b>0.0</b>	<b>0</b>	<b>0</b>

## SINGLE-GAME HIGHS: RUSHING/RECEIVING

<b>Receptions</b>	2 vs. Houston Texans, Oct 09, 2022 1 at Buffalo Bills, Nov 13, 2023 1 at Chicago Bears, Oct 01, 2023 1 at Tennessee Titans, Dec 11, 2022 ...21 more at 1.	<b>Kickoff Returns</b>	1 vs. New England Patriots, Dec 24, 2023
<b>Receiving Yards</b>	50 vs. New Orleans Saints, Dec 17, 2018 22 at Houston Texans, Sep 12, 2021 21 at Tennessee Titans, Dec 11, 2022 17 vs. Arizona Cardinals, Oct 04, 2020 15 vs. Houston Texans, Oct 09, 2022	<b>Kickoff Return Yards</b>	1 vs. New England Patriots, Dec 24, 2023
<b>Longest Receptions</b>	50t vs. New Orleans Saints, Dec 17, 2018 22t at Houston Texans, Sep 12, 2021 21 at Tennessee Titans, Dec 11, 2022 17 vs. Arizona Cardinals, Oct 04, 2020 12 vs. Houston Texans, Oct 09, 2022	<b>Longest Kickoff Return</b>	1 vs. New England Patriots, Dec 24, 2023
<b>Receiving TDs</b>	1 at Houston Texans, Sep 12, 2021 1 vs. New Orleans Saints, Dec 17, 2018	<b>Most TDs</b>	1 at Houston Texans, Sep 12, 2021 1 vs. New Orleans Saints, Dec 17, 2018
<b>All-Purpose Yards</b>	50 vs. New Orleans Saints, Dec 17, 2018 22 at Houston Texans, Sep 12, 2021 21 at Tennessee Titans, Dec 11, 2022 17 vs. Arizona Cardinals, Oct 04, 2020 15 vs. Houston Texans, Oct 09, 2022	<b>Miscellaneous Tackles</b>	1 at Houston Texans, Dec 03, 2023

## SINGLE-GAME HIGHS - POSTSEASON: RUSHING/RECEIVING

<b>All-Purpose Yards</b>	6 vs. Los Angeles Chargers, Jan 14, 2023	<b>Kickoff Return Yards</b>	6 vs. Los Angeles Chargers, Jan 14, 2023
<b>Kickoff Returns</b>	1 vs. Los Angeles Chargers, Jan 14, 2023	<b>Longest Kickoff Return</b>	6 vs. Los Angeles Chargers, Jan 14, 2023



## 2016 GAME-BY-GAME REGULAR-SEASON STATISTICS (NEW ORLEANS/CAROLINA)

DATE	OPPONENT	P/S	RECEIVING					RUSHING					W/L	SCORE
			NO.	YDS.	AVG.	LG	TD	NO.	YDS.	AVG.	LG	TD		
09/11	Oakland												L	34-35
09/18	at N.Y. Giants	S	0	0	0.0	0	0	0	0	0.0	0	0	L	13-16
09/26	Atlanta	S	0	0	0.0	0	0	0	0	0.0	0	0	L	32-45
10/02	at San Diego	P	0	0	0.0	0	0	0	0	0.0	0	0	W	35-34
Went from <b>New Orleans</b> to <b>Carolina</b> .														
10/16	at New Orleans												L	38-41
NOT ON ROSTER														
10/30	Arizona												W	30-20
11/06	at L.A. Rams												W	13-10
11/13	Kansas City												L	17-20
11/17	New Orleans	P	0	0	0.0	0	0	0	0	0.0	0	0	W	23-20
11/27	at Oakland	P	0	0	0.0	0	0	0	0	0.0	0	0	L	32-35
12/04	at Seattle												L	7-40
12/11	San Diego												W	28-16
12/19	at Washington												W	26-15
12/24	Atlanta	P	1	10	10.0	10	0	0	0	0.0	0	0	L	16-33
01/01	at Tampa Bay	P	0	0	0.0	0	0	0	0	0.0	0	0	L	16-17
<b>2016 TOTALS</b>		<b>7-2</b>	<b>1</b>	<b>10</b>	<b>10.0</b>	<b>10</b>	<b>0</b>	<b>0</b>	<b>0</b>	<b>0.0</b>	<b>0</b>	<b>0</b>	<b>6-9</b>	

## 2017 GAME-BY-GAME REGULAR-SEASON STATISTICS (CAROLINA)

DATE	OPPONENT	P/S	RECEIVING					RUSHING					W/L	SCORE
			NO.	YDS.	AVG.	LG	TD	NO.	YDS.	AVG.	LG	TD		
09/10	at San Francisco	P	0	0	0.0	0	0	0	0	0.0	0	0	W	23-3
09/17	Buffalo	P	0	0	0.0	0	0	0	0	0.0	0	0	W	9-3
09/24	New Orleans	P	0	0	0.0	0	0	0	0	0.0	0	0	L	13-34
10/01	at New England	S	0	0	0.0	0	0	0	0	0.0	0	0	W	33-30
10/08	at Detroit	P	0	0	0.0	0	0	0	0	0.0	0	0	W	27-24
10/12	Philadelphia	P	0	0	0.0	0	0	0	0	0.0	0	0	L	23-28
10/22	at Chicago	P	1	11	11.0	11	0	0	0	0.0	0	0	L	3-17
10/29	at Tampa Bay	S	0	0	0.0	0	0	0	0	0.0	0	0	W	17-3
11/05	Atlanta	P	0	0	0.0	0	0	0	0	0.0	0	0	W	20-17
11/13	Miami	P	0	0	0.0	0	0	0	0	0.0	0	0	W	45-21
11/26	at N.Y. Jets	S	0	0	0.0	0	0	0	0	0.0	0	0	W	35-27
12/03	at New Orleans	S	0	0	0.0	0	0	0	0	0.0	0	0	L	21-31
12/10	Minnesota	P	1	6	6.0	6	0	0	0	0.0	0	0	W	31-24
12/17	Green Bay	P	0	0	0.0	0	0	0	0	0.0	0	0	W	31-24
12/24	Tampa Bay	P	0	0	0.0	0	0	0	0	0.0	0	0	W	22-19
12/31	at Atlanta	P	0	0	0.0	0	0	0	0	0.0	0	0	L	10-22
<b>2017 TOTALS</b>		<b>16-4</b>	<b>2</b>	<b>17</b>	<b>8.5</b>	<b>11</b>	<b>0</b>	<b>0</b>	<b>0</b>	<b>0.0</b>	<b>0</b>	<b>0</b>	<b>11-5</b>	

## 2018 GAME-BY-GAME REGULAR-SEASON STATISTICS (CAROLINA)

DATE	OPPONENT	P/S	RECEIVING					RUSHING					W/L	SCORE	
			NO.	YDS.	AVG.	LG	TD	NO.	YDS.	AVG.	LG	TD			
09/09	Dallas	P	0	0	0.0	0	0	0	0	0.0	0	0	0	W	16-8
09/16	at Atlanta	P	0	0	0.0	0	0	0	0	0.0	0	0	0	L	24-31
09/23	Cincinnati	P	0	0	0.0	0	0	0	0	0.0	0	0	0	W	31-21
10/07	N.Y. Giants	S	0	0	0.0	0	0	0	0	0.0	0	0	0	W	33-31
10/14	at Washington	P	1	2	2.0	2	0	0	0	0.0	0	0	0	L	17-23
10/21	at Philadelphia	P	0	0	0.0	0	0	0	0	0.0	0	0	0	W	21-17
10/28	Baltimore	P	0	0	0.0	0	0	0	0	0.0	0	0	0	W	36-21
11/04	Tampa Bay	P	0	0	0.0	0	0	0	0	0.0	0	0	0	W	42-28
11/08	at Pittsburgh	S	0	0	0.0	0	0	0	0	0.0	0	0	0	L	21-52
11/18	at Detroit	P	0	0	0.0	0	0	0	0	0.0	0	0	0	L	19-20
11/25	Seattle	P	0	0	0.0	0	0	0	0	0.0	0	0	0	L	27-30
12/02	at Tampa Bay	P	0	0	0.0	0	0	0	0	0.0	0	0	0	L	17-24
12/09	at Cleveland	P	0	0	0.0	0	0	0	0	0.0	0	0	0	L	20-26
12/17	New Orleans	P	1	50	50.0	50+	1	0	0	0.0	0	0	0	L	9-12
12/23	Atlanta	S	0	0	0.0	0	0	0	0	0.0	0	0	0	L	10-24
12/30	at New Orleans	S	0	0	0.0	0	0	0	0	0.0	0	0	0	W	33-14
<b>2018 TOTALS</b>		<b>16-4</b>	<b>2</b>	<b>52</b>	<b>26.0</b>	<b>50+</b>	<b>1</b>	<b>0</b>	<b>0</b>	<b>0.0</b>	<b>0</b>	<b>0</b>	<b>0</b>	<b>7-9</b>	

## 2019 GAME-BY-GAME REGULAR-SEASON STATISTICS (CAROLINA)

DATE	OPPONENT	P/S	RECEIVING					RUSHING					W/L	SCORE	
			NO.	YDS.	AVG.	LG	TD	NO.	YDS.	AVG.	LG	TD			
09/08	L.A. Rams	S	0	0	0.0	0	0	0	0	0.0	0	0	0	L	27-30
09/12	Tampa Bay	S	0	0	0.0	0	0	0	0	0.0	0	0	0	L	14-20
09/22	at Arizona	P	0	0	0.0	0	0	0	0	0.0	0	0	0	W	38-20
09/29	at Houston	S	0	0	0.0	0	0	0	0	0.0	0	0	0	W	16-10
10/06	Jacksonville												W	34-27	
10/13	at Tampa Bay	P	0	0	0.0	0	0	0	0	0.0	0	0	0	W	37-26
10/27	at San Francisco	P	0	0	0.0	0	0	0	0	0.0	0	0	0	L	13-51
11/03	Tennessee	S	0	0	0.0	0	0	0	0	0.0	0	0	0	W	30-20
11/10	at Green Bay	S	0	0	0.0	0	0	0	0	0.0	0	0	0	L	16-24
11/17	Atlanta	P	0	0	0.0	0	0	0	0	0.0	0	0	0	L	3-29
11/24	at New Orleans	P	0	0	0.0	0	0	0	0	0.0	0	0	0	L	31-34
12/01	Washington	P	0	0	0.0	0	0	0	0	0.0	0	0	0	L	21-29
12/08	at Atlanta	P	1	11	11.0	11	0	0	0	0.0	0	0	0	L	20-40
12/15	Seattle	P	0	0	0.0	0	0	0	0	0.0	0	0	0	L	24-30
12/22	at Indianapolis	P	0	0	0.0	0	0	0	0	0.0	0	0	0	L	6-38
12/29	New Orleans	S	0	0	0.0	0	0	0	0	0.0	0	0	0	L	10-42
<b>2019 TOTALS</b>		<b>15-6</b>	<b>1</b>	<b>11</b>	<b>11.0</b>	<b>11</b>	<b>0</b>	<b>0</b>	<b>0</b>	<b>0.0</b>	<b>0</b>	<b>0</b>	<b>0</b>	<b>5-11</b>	

## 2020 GAME-BY-GAME REGULAR-SEASON STATISTICS (CAROLINA)

DATE	OPPONENT	P/S	RECEIVING					RUSHING					W/L	SCORE
			NO.	YDS.	AVG.	LG	TD	NO.	YDS.	AVG.	LG	TD		
09/13	Las Vegas	S	1	4	4.0	4	0	0	0	0.0	0	0	L	30-34
09/20	at Tampa Bay	S	1	8	8.0	8	0	0	0	0.0	0	0	L	17-31
09/27	at L.A. Chargers	P	0	0	0.0	0	0	0	0	0.0	0	0	W	21-16
10/04	Arizona	S	1	17	17.0	17	0	0	0	0.0	0	0	W	31-21
10/11	at Atlanta	P	0	0	0.0	0	0	0	0	0.0	0	0	W	23-16
10/18	Chicago	S	1	6	6.0	6	0	0	0	0.0	0	0	L	16-23
10/25	at New Orleans	S	0	0	0.0	0	0	0	0	0.0	0	0	L	24-27
10/29	Atlanta	P	1	6	6.0	6	0	0	0	0.0	0	0	L	17-25
11/08	at Kansas City	S	0	0	0.0	0	0	0	0	0.0	0	0	L	31-33
11/15	Tampa Bay	P	0	0	0.0	0	0	0	0	0.0	0	0	L	23-46
11/22	Detroit	S	0	0	0.0	0	0	0	0	0.0	0	0	W	20-0
11/29	at Minnesota	S	1	11	11.0	11	0	0	0	0.0	0	0	L	27-28
12/13	Denver	S	0	0	0.0	0	0	0	0	0.0	0	0	L	27-32
12/19	at Green Bay	S	0	0	0.0	0	0	0	0	0.0	0	0	L	16-24
12/27	at Washington	S	0	0	0.0	0	0	0	0	0.0	0	0	W	20-13
01/03	New Orleans	S	0	0	0.0	0	0	0	0	0.0	0	0	L	7-33
<b>2020 TOTALS</b>		<b>16-12</b>	<b>6</b>	<b>52</b>	<b>8.7</b>	<b>17</b>	<b>0</b>	<b>0</b>	<b>0</b>	<b>0.0</b>	<b>0</b>	<b>0</b>	<b>5-11</b>	

## 2021 GAME-BY-GAME REGULAR-SEASON STATISTICS (JACKSONVILLE)

DATE	OPPONENT	P/S	RECEIVING					RUSHING					W/L	SCORE
			NO.	YDS.	AVG.	LG	TD	NO.	YDS.	AVG.	LG	TD		
09/12	at Houston	S	1	22	22.0	22	1	0	0	0.0	0	0	L	21-37
09/19	Denver	S	0	0	0.0	0	0	0	0	0.0	0	0	L	13-23
09/26	Arizona	S	0	0	0.0	0	0	0	0	0.0	0	0	L	19-31
09/30	at Cincinnati	S	1	7	7.0	7	0	0	0	0.0	0	0	L	21-24
10/10	Tennessee	S	0	0	0.0	0	0	0	0	0.0	0	0	L	19-37
10/17	Miami	S	1	11	11.0	11	0	0	0	0.0	0	0	W	23-20
10/31	at Seattle	P	0	0	0.0	0	0	0	0	0.0	0	0	L	7-31
11/07	Buffalo	P	1	9	9.0	9	0	0	0	0.0	0	0	W	9-6
11/14	at Indianapolis	S	0	0	0.0	0	0	0	0	0.0	0	0	L	17-23
11/21	San Francisco	P	0	0	0.0	0	0	0	0	0.0	0	0	L	10-30
11/28	Atlanta	S	1	11	11.0	11	0	0	0	0.0	0	0	L	14-21
12/05	at L.A. Rams	S	0	0	0.0	0	0	0	0	0.0	0	0	L	7-37
12/12	at Tennessee	P	0	0	0.0	0	0	0	0	0.0	0	0	L	0-20
12/19	Houston	P	1	11	11.0	11	0	0	0	0.0	0	0	L	16-30
12/26	at N.Y. Jets	P	0	0	0.0	0	0	0	0	0.0	0	0	L	21-26
01/02	at New England	P	0	0	0.0	0	0	0	0	0.0	0	0	L	10-50
01/09	Indianapolis	S	0	0	0.0	0	0	0	0	0.0	0	0	W	26-11
<b>2021 TOTALS</b>		<b>17-10</b>	<b>6</b>	<b>71</b>	<b>11.8</b>	<b>22</b>	<b>1</b>	<b>0</b>	<b>0</b>	<b>0.0</b>	<b>0</b>	<b>0</b>	<b>3-14</b>	

## 2022 GAME-BY-GAME REGULAR-SEASON STATISTICS (JACKSONVILLE)

DATE	OPPONENT	P/S	RECEIVING					RUSHING					W/L	SCORE
			NO.	YDS.	AVG.	LG	TD	NO.	YDS.	AVG.	LG	TD		
09/11	at Washington	P	0	0	0.0	0	0	0	0	0.0	0	0	L	22-28
09/18	Indianapolis	S	0	0	0.0	0	0	0	0	0.0	0	0	W	24-0
09/25	at L.A. Chargers	P	0	0	0.0	0	0	0	0	0.0	0	0	W	38-10
10/02	at Philadelphia	S	1	0	0.0	0	0	0	0	0.0	0	0	L	21-29
10/09	Houston	S	2	15	7.5	12	0	0	0	0.0	0	0	L	6-13
10/16	at Indianapolis	S	0	0	0.0	0	0	0	0	0.0	0	0	L	27-34
10/23	N.Y. Giants	S	0	0	0.0	0	0	0	0	0.0	0	0	L	17-23
10/30	Denver	P	1	-1	-1.0	-1	0	0	0	0.0	0	0	L	17-21
11/06	Las Vegas	S	1	7	7.0	7	0	0	0	0.0	0	0	W	27-20
11/13	at Kansas City	S	0	0	0.0	0	0	0	0	0.0	0	0	L	17-27
11/27	Baltimore	S	0	0	0.0	0	0	0	0	0.0	0	0	W	28-27
12/04	at Detroit	S	0	0	0.0	0	0	0	0	0.0	0	0	L	14-40
12/11	at Tennessee	P	1	21	21.0	21	0	0	0	0.0	0	0	W	36-22
12/18	Dallas	P	0	0	0.0	0	0	0	0	0.0	0	0	W	40-34+
12/22	at N.Y. Jets	S	0	0	0.0	0	0	0	0	0.0	0	0	W	19-3
01/01	at Houston	P	0	0	0.0	0	0	0	0	0.0	0	0	W	31-3
01/07	Tennessee	S	0	0	0.0	0	0	0	0	0.0	0	0	W	20-16
<b>2022 TOTALS</b>		<b>17-11</b>	<b>6</b>	<b>42</b>	<b>7.0</b>	<b>21</b>	<b>0</b>	<b>0</b>	<b>0</b>	<b>0.0</b>	<b>0</b>	<b>0</b>	<b>9-8</b>	

+ - Overtime

## 2023 GAME-BY-GAME REGULAR-SEASON STATISTICS (DENVER)

DATE	OPPONENT	P/S	RECEIVING					RUSHING					W/L	SCORE
			NO.	YDS.	AVG.	LG	TD	NO.	YDS.	AVG.	LG	TD		
09/10	Las Vegas	P	0	0	0.0	0	0	0	0	0.0	0	0	L	16-17
09/17	Washington	P	0	0	0.0	0	0	0	0	0.0	0	0	L	33-35
09/24	at Miami	S	0	0	0.0	0	0	0	0	0.0	0	0	L	20-70
10/01	at Chicago	P	1	10	10.0	10	0	0	0	0.0	0	0	W	31-28
10/08	N.Y. Jets	P	0	0	0.0	0	0	0	0	0.0	0	0	L	21-31
10/12	at Kansas City	P	0	0	0.0	0	0	0	0	0.0	0	0	L	8-19
10/22	Green Bay	P	0	0	0.0	0	0	0	0	0.0	0	0	W	19-17
10/29	Kansas City	S	0	0	0.0	0	0	0	0	0.0	0	0	W	24-9
11/13	at Buffalo	S	1	6	6.0	6	0	0	0	0.0	0	0	W	24-22
11/19	Minnesota	P	0	0	0.0	0	0	0	0	0.0	0	0	W	21-20
11/26	Cleveland	S	0	0	0.0	0	0	0	0	0.0	0	0	W	29-12
12/03	at Houston	P	0	0	0.0	0	0	0	0	0.0	0	0	L	17-22
12/10	at L.A. Chargers	P	0	0	0.0	0	0	0	0	0.0	0	0	W	24-7
12/16	at Detroit	P	0	0	0.0	0	0	0	0	0.0	0	0	L	17-42
12/24	New England	P	0	0	0.0	0	0	0	0	0.0	0	0	L	23-26
12/31	L.A. Chargers	P	0	0	0.0	0	0	0	0	0.0	0	0	W	16-9
01/07	at Las Vegas												L	14-27
ON INACTIVE LIST														
<b>2023 TOTALS</b>		<b>16-4</b>	<b>2</b>	<b>16</b>	<b>8.0</b>	<b>10</b>	<b>0</b>	<b>0</b>	<b>0</b>	<b>0.0</b>	<b>0</b>	<b>0</b>	<b>8-9</b>	

## 2017 GAME-BY-GAME POSTSEASON STATISTICS (CAROLINA)

DATE	OPPONENT	P/S	RECEIVING					RUSHING					W/L	SCORE
			NO.	YDS.	AVG.	LG	TD	NO.	YDS.	AVG.	LG	TD		
01/07	at New Orleans		DID NOT PLAY										L	26-31
<b>2017 TOTALS</b>		<b>0-0</b>	<b>0</b>	<b>0</b>	<b>0.0</b>	<b>0</b>	<b>0</b>	<b>0</b>	<b>0</b>	<b>0.0</b>	<b>0</b>	<b>0</b>	<b>0-1</b>	

## 2022 GAME-BY-GAME POSTSEASON STATISTICS (JACKSONVILLE)

DATE	OPPONENT	P/S	RECEIVING					RUSHING					W/L	SCORE
			NO.	YDS.	AVG.	LG	TD	NO.	YDS.	AVG.	LG	TD		
01/14	L.A. Chargers	S	0	0	0.0	0	0	0	0	0.0	0	0	W	31-30
01/21	at Kansas City	P	0	0	0.0	0	0	0	0	0.0	0	0	L	20-27
<b>2022 TOTALS</b>		<b>2-1</b>	<b>0</b>	<b>0</b>	<b>0.0</b>	<b>0</b>	<b>0</b>	<b>0</b>	<b>0</b>	<b>0.0</b>	<b>0</b>	<b>0</b>	<b>1-1</b>	





# JALEN MAYFIELD

G

HEIGHT: 6-5  
WEIGHT: 320  
COLLEGE: MICHIGAN  
HOW ACQUIRED: FA-'23  
NFL EXP.: 3RD YEAR  
GIANTS EXP.: 2ND YEAR

62

## TRANSACTIONS

Originally a 3rd-round (68th pick overall) draft choice by the Atlanta Falcons in 2021...Released by Atlanta on Aug. 26, 2023...Signed to the Giants' practice squad on Aug. 31, 2023...Elevated to the active roster on Oct. 7 and 14, 2023...Released by the Giants on Oct. 16, 2023, and re-signed to the practice squad on Oct. 17, 2023...Elevated to the active roster on Oct. 21, 2023, and returned to the practice squad on Oct. 23, 2023...Signed to a reserve/future contract by the Giants on Jan. 9, 2024.

## CAREER HIGHLIGHTS

- » Has played in 19 regular-season games with 16 starts for the 2021 Falcons and the 2023 Giants.
- » In 2023, spent most of the season on the Giants' practice squad...Played in 3 games as a reserve lineman and on special teams – at Miami (10/8), at Buffalo (10/15), and vs Washington (10/22)...Totaled 46 snaps on offense and 10 on special teams.
- » In 2022, missed the entire season with a lower back injury.
- » As a rookie in 2021, started the season's first 16 games at left guard.

## COLLEGE

- » Played in 18 games with 15 starts at right tackle in 3 seasons (2018-20) at Michigan...In 2020, started the first 2 games at right tackle but missed the remainder of the season due to injury...In 2019, started all 13 games at right tackle as a sophomore and earned All-Big Ten honorable mention...As a freshman in 2019, played in 3 games at left tackle.

## OFF-THE-FIELD ACTIVITY

- » Met with members from the Wounded Warriors Project during their visit to the Quest Diagnostics Training Center to watch practice and enjoy a day with the Giants.

## PERSONAL

- » Majored in American culture...Attended Catholic Central High School in Grand Rapids, Mich, leading the team to back-to-back Division 4 Michigan State championships in 2016 and 2017...Played on both the offensive and defensive lines...As a senior, anchored an offensive line that enabled to the offense to rush for more than 3,500 yards and 50 touchdowns...Set a school record with 57 career tackles for loss...Named *Grand Rapids Press* Defensive Player of the Year after recording 96 tackles, including a school record 31 tackles for loss, 17 sacks and 3 fumble recoveries...As a junior, averaged 10 points and 6 rebounds on the basketball team...Played in the U.S. Army All-American Bowl.

### JALEN MAYFIELD'S NFL REGULAR SEASON STATISTICS

DATE	TEAM	GP	GS
2021	Atlanta	16	16
2022	Atlanta	0	0
2023	N.Y. Giants	3	0
<b>NFL TOTALS</b>		<b>19</b>	<b>16</b>



# NICK MCCLLOUD

CB

HEIGHT: 6-0  
WEIGHT: 193  
COLLEGE: NOTRE DAME  
HOW ACQUIRED: W{BUF}-'22  
NFL EXP.: 4TH YEAR  
GIANTS EXP.: 3RD YEAR

44

## TRANSACTIONS

- » Originally signed as a rookie free agent by the Buffalo Bills on May 13, 2021...Released by Buffalo on Aug. 31, 2021...Awarded off waivers to the Cincinnati Bengals on Sept. 1, 2021...Released by Cincinnati on Nov. 4, 2021...Signed to Buffalo's practice squad on Nov. 8, 2021...Signed to a reserve/futures contract by Buffalo on Jan. 24, 2022...Released by Buffalo on Aug. 30, 2022...Awarded off waivers to the Giants on Aug. 31, 2022.

## CAREER HIGHLIGHTS

- » Has played in 33 regular-season games with 11 starts for Cincinnati and the Giants and played in 2 postseason games for the Giants...Career totals include 61 tackles (48 solo), 2 tackles for loss, one interception, 1.5 sacks, 9 passes defended, 3 forced fumbles and 3 fumble recoveries...In the playoffs, he had 2 tackles (one solo).
- » In 2023, played in all 17 games with 3 starts...Tallied 22 tackles (17 solo), his first career interception, 2 passes defended, 3 forced fumbles, and 3 fumble recoveries...Started at cornerback at Dallas (11/19), vs. the Rams 9/12/31) and vs. Philadelphia (1/7)...Intercepted a Sam Howell pass at Washington (11/19)...Recorded a season-high 6 tackles (2 solo) vs. the Rams.
- » In 2022, played in 14 games with 8 starts and in played in both of the Giants' postseason games...Started each of the last 7 regular-season games...Made Giants debut at Tennessee (9/11)...Inactive with a hamstring injury vs. Carolina (9/18), vs. Dallas (9/26) and vs. Chicago (10/2).
- » Recorded 3 solo tackles at Green Bay (10/9)...Made first career start at nickel corner and recorded 2 tackles (one solo) at Seattle (10/30)...Twice tallied a career-high 8 tackles – 7 solo at Dallas (11/24) and 6 solo vs. Washington (12/4)...Posted the first full sack of his career and totaled 1.5 sacks, 5 tackles (3 solo), including one for loss, and 2 quarterback hits at Philadelphia (1/8).
- » Contributed one tackle in both the NFC Wild Card Game at Minnesota (1/15) and divisional round at Philadelphia (1/21)...Added one forced fumble at Minnesota.
- » As a rookie in 2021, played in 2 games for Cincinnati...Played 4 snaps on special teams in his NFL debut vs. Jacksonville (9/30)... Played 14 snaps on defense and 6 on special teams at Detroit (10/17).

## COLLEGE

- » Played at North Carolina State from 2016-19 and Notre Dame in 2020...In 5 years, played in 49 games and was credited with 139 tackles (94 solo) and 39 passes defended...Intercepted 4 passes and recovered 3 fumbles...Named Defensive MVP of the 2021 Hula Bowl after intercepting 2 passes...In his lone season at Notre Dame, played in 12 games and tallied 33 tackles, 2 stops for a loss, one interception, 8 passes defended and 2 fumble recoveries...Earned 2nd-team All-ACC honors from the AP...Posted 3 tackles and 2 fumble recoveries in an overtime victory vs. No. 1 Clemson...His 2nd fumble recovery sealed the win in the 2nd overtime...In 2018, started all 11 games for N.C. State in and posted 51 tackles, 8 passes defended and 2 interceptions...Compiled a career-high 10 tackles at Clemson...Notched 7 tackles and his first career interception in a Sun Bowl game victory vs. Arizona State.

## PERSONAL

- » Earned a degree in business administration with a concentration in marketing from N.C. State in 2020... Played defensive back and wide receiver at South Pointe High School in Rock Hill, S.C....As a senior, helped his team finish with a 14-1 record and win the South Carolina Class AAA championship with a 35-0 title-game victory for its 2nd straight-state title...As a junior, caught 33 passes for 349 yards and 2 touchdowns...Played in the North/South All-Star Game...Also played basketball and baseball...Son of Nakia, a high school football coach, and Jonetta...Has a younger brother, Nakia, and a younger sister, Carriga, who earned all-state honors in both basketball and soccer.

## NICK MCCLLOUD'S NFL REGULAR SEASON DEFENSIVE STATISTICS

DATE	TEAM	GP	GS	TACKLES							INTERCEPTIONS					O. FUMB				ST				MISC				
				TK	S	A	TFL	YDS	SK	YDS	QBH	NO	YDS	LG	TD	PD	FF	FR	TD	YDS	TK	S	A	FF	FR	S	A	
2021	Cincinnati	2	0	0	0	0	0	0	0	0.0	0.0	0	0	0	0	0	0	0	0	0	0	0	0	0	0	0	0	0
Went from Cincinnati to Buffalo.																												
2021	Buffalo	0	0	0	0	0	0	0	0	0.0	0.0	0	0	0	0	0	0	0	0	0	0	0	0	0	0	0	0	0
2021	TOTAL	2	0	0	0	0	0	0	0	0.0	0.0	0	0	0	0	0	0	0	0	0	0	0	0	0	0	0	0	0
2022	N.Y. Giants	14	8	39	31	8	2	14	1.5	11.5	2	0	0	0	0	7	0	0	0	0	4	4	0	0	0	0	0	
2023	N.Y. Giants	17	3	22	17	5	0	0	0.0	0.0	0	1	0	0	0	2	2	0	0	0	6	3	3	1	3	0	0	
<b>NFL TOTALS</b>		<b>33</b>	<b>11</b>	<b>61</b>	<b>48</b>	<b>13</b>	<b>2</b>	<b>14</b>	<b>1.5</b>	<b>11.5</b>	<b>2</b>	<b>1</b>	<b>0</b>	<b>0</b>	<b>0</b>	<b>9</b>	<b>2</b>	<b>0</b>	<b>0</b>	<b>0</b>	<b>10</b>	<b>7</b>	<b>3</b>	<b>1</b>	<b>3</b>	<b>0</b>	<b>0</b>	

## NICK MCCLLOUD'S NFL POSTSEASON DEFENSIVE STATISTICS

DATE	TEAM	GP	GS	TACKLES							INTERCEPTIONS					O. FUMB				ST				MISC			
				TK	S	A	TFL	YDS	SK	YDS	QBH	NO	YDS	LG	TD	PD	FF	FR	TD	YDS	TK	S	A	FF	FR	S	A
2021	Buffalo	0	0	0	0	0	0	0	0.0	0.0	0	0	0	0	0	0	0	0	0	0	0	0	0	0	0	0	0
2022	N.Y. Giants	2	0	2	1	1	0	0	0.0	0.0	0	0	0	0	0	0	0	0	0	0	0	1	1	0	1	0	0
<b>NFL TOTALS</b>		<b>2</b>	<b>0</b>	<b>2</b>	<b>1</b>	<b>1</b>	<b>0</b>	<b>0</b>	<b>0.0</b>	<b>0.0</b>	<b>0</b>	<b>0</b>	<b>0</b>	<b>0</b>	<b>0</b>	<b>0</b>	<b>0</b>	<b>0</b>	<b>0</b>	<b>0</b>	<b>1</b>	<b>1</b>	<b>0</b>	<b>1</b>	<b>0</b>	<b>0</b>	<b>0</b>

## SINGLE-GAME HIGHS: DEFENSIVE

<b>Total Tackles</b>	8 vs. Los Angeles Rams, Dec 31, 2023 8 vs. Washington Commanders, Dec 04, 2022 8 at Dallas Cowboys, Nov 24, 2022 5 at Philadelphia Eagles, Jan 08, 2023 4 at Philadelphia Eagles, Dec 25, 2023 ...1 more at 4.	<b>Forced Fumbles</b>	1 vs. Philadelphia Eagles, Jan 07, 2024 1 vs. Los Angeles Rams, Dec 31, 2023
<b>Solo Tackles</b>	7 at Dallas Cowboys, Nov 24, 2022 6 vs. Los Angeles Rams, Dec 31, 2023 6 vs. Washington Commanders, Dec 04, 2022 4 vs. Philadelphia Eagles, Dec 11, 2022 3 vs. Philadelphia Eagles, Jan 07, 2024 ...4 more at 3.	<b>Tackles For Loss</b>	1 at Philadelphia Eagles, Jan 08, 2023 1 vs. Detroit Lions, Nov 20, 2022
<b>Sacks</b>	1.5 at Philadelphia Eagles, Jan 08, 2023	<b>Special Teams Tackles</b>	3 at Washington Commanders, Nov 19, 2023 2 at Tennessee Titans, Sep 11, 2022 1 vs. New England Patriots, Nov 26, 2023 1 vs. New York Jets, Oct 29, 2023 1 at Buffalo Bills, Oct 15, 2023 ...2 more at 1.
<b>Passes Defensed</b>	2 at Washington Commanders, Dec 18, 2022 2 vs. Washington Commanders, Dec 04, 2022 1 at Washington Commanders, Nov 19, 2023 1 at Philadelphia Eagles, Jan 08, 2023 ...2 more at 1.	<b>Special Teams Forced Fumbles</b>	1 at Washington Commanders, Nov 19, 2023

## SINGLE-GAME HIGHS - POSTSEASON: DEFENSIVE

<b>Total Tackles</b>	1 at Minnesota Vikings, Jan 15, 2023	<b>Special Teams Forced Fumbles</b>	1 at Minnesota Vikings, Jan 15, 2023
<b>Special Teams Tackles</b>	1 at Minnesota Vikings, Jan 15, 2023		



# MICAH MCFADDEN

ILB

HEIGHT: 6-2  
WEIGHT: 232  
COLLEGE: INDIANA  
HOW ACQUIRED: D5-'22  
NFL EXP.: 3RD YEAR  
GIANTS EXP.: 3RD YEAR

41

## TRANSACTIONS

- » Originally a 5th-round (146th pick overall) draft choice by the Giants in 2022.

## CAREER HIGHLIGHTS

- » Has played in 33 regular-season games with 21 starts in 2 seasons with the Giants...Has recorded 155 tackles (96 solo), 18 tackles for loss, 8 quarterback hits, 5 passes defended, 4 fumble recoveries, 3.0 sacks, one interception, and one forced fumble.
- » In 2023, played in 16 games with 14 starts...Inactive with an ankle injury at Miami (10/8)...Finished 3rd on the team with a career-high 97 tackles (61 solo)...Led the Giants and tied Tampa Bay's Antoine Winfield, Jr. for the NFL lead with 4 defensive fumble recoveries...Tied Kayvon Thibodeaux for the team lead with 12 tackles for loss...Also had 5 passes defended, one interception and 2 half sacks.
- » Recorded a career and team-high 10 tackles (3 solo) vs. Dallas (9/10)...Collected a career-best 9 solo tackles (10 total), including 4 stops for lost yardage, at San Francisco (9/21)...Contributed 7 tackles (3 solo), one quarterback hit, one interception and one fumble recovery at Buffalo (10/15) to become the first Giant with an interception and fumble recovery in a game since James Bradberry (vs. Carolina on 10/24/21)...Registered 5 tackles (one solo), 2 quarterback hits, and a half-sack vs. Washington (10/22) and 5 tackles (2 solo), one quarterback hit, and a half-sack vs. Green Bay (12/11)...Tallied 8 tackles (6 solo), 2 passes defended, and one fumble recovery vs. Philadelphia (1/7).
- » As a rookie in 2022, played in all 17 regular-season games with 7 starts...Inactive for both Giants' postseason games...Finished with 58 tackles (35 solo), 2.0 sacks, 6 tackles for loss, 2 quarterback hits and one forced fumble.
- » Made NFL debut at Tennessee (9/11)...In his first career start, recorded 4 tackles (2 solo) vs. Chicago (10/2)...Tallied 4 tackles (3 solo), including one for loss, in addition to one quarterback hit and a 7-yard sack of Geno Smith at Seattle (10/30).
- » Next started at Houston and posted 2 tackles (11/13)...Registered 2 tackles for loss at Dallas (11/24)...Tallied a career-high 9 tackles (4 solo) in addition to a forced fumble vs. Washington (12/4)...Made 5 solo tackles, including one for loss, in a start vs. Philadelphia (12/11)...Sacked quarterback Jalen Hurts for a 10-yard loss and collected 7 tackles (6 solo) and a quarterback hit at Philadelphia (1/8).

## COLLEGE

- » Played in 45 games with 31 starts for Indiana...In his last 3 seasons, he was selected, in order, honorable mention, first-team and 2nd-team All-Big Ten...McFadden's career totals include 216 tackles (149 solo), 37 tackles for loss, 14.0 sacks, 4 interceptions, 8 passes defended, 3 forced fumbles...Had at least one stop for loss in 14 straight games from Nov. 14, 2020 to Nov. 6, 2021...Led the Hoosiers in tackles in each of his last 3 seasons...In 2021, started all 12 games at middle linebacker and paced the team with career-best totals of 77 stops, 49 solo, 15.5 stops for loss, 6.5 sacks and 2 forced fumbles...Team captain...Second-team All-Big Ten...Honored as Indiana's Anthony Thompson Most Valuable Player...In 2020, played in all 8 games with 7 starts...Team captain...First-team All-Big Ten...Honored as Indiana's Anthony Thompson Most Valuable Player...Led the team with 58 tackles (44 solo), 6.0 sacks, and 10.5 stops for loss...Added 2 interceptions...Topped the Big Ten in sacks, tied for 2nd in solo stops and 3rd in tackles for loss...In 2019, played in 13 games with 12 starts at middle linebacker...Honorable-mention All-Big Ten...Academic All-Big Ten selection...IU's Most Outstanding Defensive Player of the Year...Topped the team with 61 tackles (42 solo), 10 for loss, and 2 interceptions (tied for the team lead)...Posted 1.5 sacks...As a freshman in 2018, played in all 12 games...Tallied 20 tackles (14 solo), with one for loss, one forced fumble, and 2 quarterback hurries.

## OFF-THE-FIELD ACTIVITY

- » Attended The Giants Foundation Golf Classic which raised more than \$400,000 for foundation...Served as a coach at Saquon Barkley's youth football camp for 300 kids in Jersey City, N.J....Met with members from the Wounded Warriors Project during their visit at the Quest Diagnostic Training Facility to watch practice and enjoy a day with the Giants...Honored his grandmother by representing the Alzheimer's Association during the NFL's Week 13 My Cause My Cleats initiative.

## PERSONAL

- » SPEA management major...As a senior at Plant High School in Tampa, named the 2017 FACA Player of the Year and first-team All-Western Conference...As a senior, posted a program record 211 tackles (124 solo), 39 for loss, 7.0 sacks, 2 interceptions, and 2 fumble recoveries...Rushed for 4 touchdowns...Owns the school single-game tackles record (23)...Plant reached the 2016 7A state championship game and reached the semis in 2017...As a junior, earned first-team all-state, all-county, and all-conference honors in his junior campaign...Collected 116 stops (60 solo), 45 for loss, 14 sacks, 4 forced fumbles, one fumble recovery, one interception, and 4 pass breakups...Parents are Deborah and Douglas McFadden.



## MICAH MCFADDEN'S NFL REGULAR SEASON DEFENSIVE STATISTICS

DATE	TEAM	GP	GS	TACKLES							INTERCEPTIONS						O. FUMB				ST				MISC		
				TK	S	A	TFL	YDS	SK	YDS	QBH	NO	YDS	LG	TD	PD	FF	FR	TD	YDS	TK	S	A	FF	FR	S	A
2022	N.Y. Giants	17	7	58	35	23	6	23	2.0	17.0	2	0	0	0	0	0	1	0	0	0	1	1	0	0	0	0	0
2023	N.Y. Giants	16	14	97	61	36	12	30	1.0	6.5	6	1	5	5	0	5	0	4	0	10	4	2	2	0	0	0	0
<b>NFL TOTALS</b>		<b>33</b>	<b>21</b>	<b>155</b>	<b>96</b>	<b>59</b>	<b>18</b>	<b>53</b>	<b>3.0</b>	<b>23.5</b>	<b>8</b>	<b>1</b>	<b>5</b>	<b>5</b>	<b>0</b>	<b>5</b>	<b>1</b>	<b>4</b>	<b>0</b>	<b>10</b>	<b>5</b>	<b>3</b>	<b>2</b>	<b>0</b>	<b>0</b>	<b>0</b>	<b>0</b>

## MICAH MCFADDEN'S NFL POSTSEASON DEFENSIVE STATISTICS

DATE	TEAM	GP	GS	TACKLES							INTERCEPTIONS						O. FUMB				ST				MISC		
				TK	S	A	TFL	YDS	SK	YDS	QBH	NO	YDS	LG	TD	PD	FF	FR	TD	YDS	TK	S	A	FF	FR	S	A
2022	N.Y. Giants	0	0	0	0	0	0	0	0.0	0.0	0	0	0	0	0	0	0	0	0	0	0	0	0	0	0	0	0
<b>NFL TOTALS</b>		<b>0</b>	<b>0</b>	<b>0</b>	<b>0</b>	<b>0</b>	<b>0</b>	<b>0</b>	<b>0.0</b>	<b>0.0</b>	<b>0</b>	<b>0</b>	<b>0</b>	<b>0</b>	<b>0</b>	<b>0</b>	<b>0</b>	<b>0</b>	<b>0</b>	<b>0</b>	<b>0</b>	<b>0</b>	<b>0</b>	<b>0</b>	<b>0</b>	<b>0</b>	<b>0</b>

## SINGLE-GAME HIGHS: DEFENSIVE

<b>Total Tackles</b>	10 at San Francisco 49ers, Sep 21, 2023 10 vs. Dallas Cowboys, Sep 10, 2023 9 vs. Washington Commanders, Dec 04, 2022 8 vs. Philadelphia Eagles, Jan 07, 2024 8 at Washington Commanders, Nov 19, 2023 ...1 more at 8.	<b>Fumble Recoveries</b>	1 vs. Philadelphia Eagles, Jan 07, 2024 1 at Washington Commanders, Nov 19, 2023 1 vs. New York Jets, Oct 29, 2023 ...1 more at 1.
<b>Solo Tackles</b>	9 at San Francisco 49ers, Sep 21, 2023 6 vs. Philadelphia Eagles, Jan 07, 2024 6 at Philadelphia Eagles, Jan 08, 2023 5 at New Orleans Saints, Dec 17, 2023 5 at Washington Commanders, Nov 19, 2023 ...1 more at 5.	<b>Tackles For Loss</b>	4 at San Francisco 49ers, Sep 21, 2023 3 at Las Vegas Raiders, Nov 05, 2023 2 at Philadelphia Eagles, Jan 08, 2023 2 at Dallas Cowboys, Nov 24, 2022 1 at New Orleans Saints, Dec 17, 2023 ...6 more at 1.
<b>Sacks</b>	1.0 at Philadelphia Eagles, Jan 08, 2023 1.0 at Seattle Seahawks, Oct 30, 2022 0.5 vs. Green Bay Packers, Dec 11, 2023 0.5 vs. Washington Commanders, Oct 22, 2023	<b>Interceptions</b>	1 at Buffalo Bills, Oct 15, 2023
<b>Passes Defensed</b>	2 vs. Philadelphia Eagles, Jan 07, 2024 1 at Washington Commanders, Nov 19, 2023 1 at Buffalo Bills, Oct 15, 2023 1 vs. Seattle Seahawks, Oct 02, 2023	<b>Special Teams Tackles</b>	1 vs. Philadelphia Eagles, Jan 07, 2024 1 vs. New York Jets, Oct 29, 2023 1 at Arizona Cardinals, Sep 17, 2023 ...2 more at 1.
<b>Forced Fumbles</b>	1 vs. Washington Commanders, Dec 04, 2022	<b>Longest Opp Fumble Return</b>	10 vs. Philadelphia Eagles, Jan 07, 2024



# ISAIAH MCKENZIE

**HEIGHT: 5-8**  
**WEIGHT: 173**  
**COLLEGE: GEORGIA**  
**HOW ACQUIRED: FA-'24**  
**NFL EXP.: 8TH YEAR**  
**GIANTS EXP.: 1ST YEAR**

**WR**

**87**

## TRANSACTIONS

- » Originally a 5th-round (172nd pick overall) draft choice by the Denver Broncos in 2017...Waived by Denver on Sept. 1, 2018, re-signed on Sept. 2, 2018, waived on Sept. 10, 2018, and signed to the Broncos' practice squad on Sept. 12, 2018...Signed to Denver's active roster on Oct. 25, 2018, and waived on Nov. 2, 2018...Awarded off waivers to the Buffalo Bills on Nov. 5, 2018...Released by Buffalo on March 17, 2023...Signed as a free agent by the Indianapolis Colts on March 22, 2023...Released and re-signed by Indianapolis on Aug. 30, 2023...Signed as a free agent by the Giants on March 13, 2024.

## CAREER HIGHLIGHTS

- » McKenzie has played in 93 regular-season games with 28 starts for Denver, Buffalo and Indianapolis, and played in 7 postseason games with 2 starts for the Bills...Regular-season totals include 152 receptions for 1,427 yards (9.4-yard avg.) and 11 touchdowns, 50 rushing attempts for 244 yards and 4 scores, 81 punt returns for a 8.9-yard average, including an 84-yard touchdown, and 56 kickoff returns for a 22.6-yard average with a long of 75 yards...Completed his only career pass for a 12-yard touchdown.
- » In the playoffs, has 13 catches for 95 yards and one touchdown, 8 carries for 53 yards, and 5 kickoff returns for an 11.4-yard average.
- » In 2023, played in 13 games with 2 starts in his only season in Indianapolis...Caught 82 passes for 11 yards with a long of 30 yards and rushed for 14 yards on 3 carries...Averaged 8.9 yards on 23 punt returns with a long of 32 and 25.3 yards on 5 kickoff returns with a long of 42...Had season-high totals of 4 catches for 31 yards vs. New England in Germany (11/12).
- » In 2022, played in 15 regular-season games with 8 starts...Registered career-high totals of 42 receptions and 423 yards, and 4 touchdowns...Added 9 carries for 55 yards and one score...Averaged 24.0 yards on 6 kickoff returns...Started and caught 2 passes for 10 yards in the AFC Divisional Playoff Game vs. Cincinnati (1/22).
- » In 2021, played in 15 regular-season games with 2 starts and in 2 playoff games with one starts...Compiled 20 receptions for 178 yards and one touchdown, plus 9 rushes for 47 yards and one score...Returned 19 punts for 147 yards and 24 kickoffs for 584 yards...Set career highs with 11 catches for 125 yards at New England (12/26)...Caught 4 passes for 48 yards and carried 6 times for 44 yards in the postseason.
- » In 2020, played in all 16 games with 7 starts and played in all 3 of Buffalo's postseason games...Recorded 30 receptions for 282 yards and a career-high 5 touchdowns...Also ran 10 times for nine yards...Completed his only career pass to Josh Allen for a 12-yard touchdown at Arizona (11/15)...Scored an 84-yard touchdown on his only punt return of the season, vs. Miami (1/3)...Ran back 2 kickoffs for 32 yards...In the playoffs, caught 3 passes for 14 yards, including a 6-yarder for his only career postseason touchdown, in the AFC Championship Game at Kansas City (1/24).
- » In 2019, played in 15 regular-season games with 8 starts and one postseason game...Registered 27 receptions for 254 yards and one touchdown, plus 8 rushes for 49 yards...Tallied 4 catches for 23 yards in the AFC Wild Card Game at Houston (1/4).
- » In 2018, played in one game for Denver and in 7 games with one start for Buffalo...Finished with 18 receptions for 179 yards and 10 carries for 66 yards and 2 scores, plus 14 punt returns for 87 yards and 12 kickoffs for 237 yards for the Bills...Had 2 punt returns for 13 yards for the Broncos.
- » As a rookie with Denver in 2017, played in 11 games and registered 4 receptions for 29 yards, one rush for four yards, 21 punt returns for 183 yards, and 3 kickoff returns for 50 yards...Made his NFL debut vs. the Chargers (9/11)...Caught his first pass vs. the Giants (10/15).

## COLLEGE

- » Played in 35 games with 11 starts in 3 seasons at Georgia (2014-16)...Compiled 60 receptions for 823 yards and 7 touchdowns and rushed 37 times for 329 yards and 4 scores...Also registered 59 punt returns for 692 yards and 5 touchdowns and 17 kickoff returns for 375 yards and one score...Set school records for career punt return touchdowns (5) and total return touchdowns (6)...
- » As a junior in 2016, played in 13 games with 4 starts and recorded 44 receptions for 663 yards and 7 touchdowns, as well as 19 carries for 134 yards and 2 scores...Added 23 punt returns for 245 yards one touchdown, and 2 kickoffs for 24 yards...In 2015, played in 10 games with 4 starts...Caught 10 passes for 123 yards and 11 carries for 117 yards and 2 touchdowns...Also registered 17 punt returns for 217 yards and 2 touchdowns, and 4 kickoff returns for 42 yards. Earned SEC Special Teams Player of the Week honors after scored on punt returns of 53 yards at Auburn and 77 yards at Vanderbilt (9/12)...As a freshman in 2014, played in all 12 games...Recorded 6 receptions for 67 yards and 7 rushes for 78 yards...Returned 19 punts for 230 yards and one touchdown as well as 11 kickoffs for 309 yards and one touchdown...Named SEC Special Teams Player of the Week and National All-Purpose Performer of the Week after he returned a 59-yard punt and a 90-yard kickoff for touchdowns vs. Kentucky.

## PERSONAL

- » Sociology major...Attended American Heritage High School in Miami...Finished his senior season with 41 receptions for 892 yards and 7 touchdowns, plus 22 carries for 251 yards and 7 scores...Opened a Texas Craft Barbecue restaurant, La Traila, in his hometown of Miami.

## ISAIAH MCKENZIE'S NFL REGULAR SEASON RUSHING/RECEIVING STATISTICS

DATE	TEAM	GP	GS	RECEIVING					RUSHING				
				NO.	YDS.	AVG.	LG	TD	NO.	YDS.	AVG.	LG	TD
2017	Denver	11	0	4	29	7.3	14	0	1	4	4.0	4	0
2018	Denver	1	0	0	0	0.0	0	0	0	0	0.0	0	0
Went from Denver to Buffalo.													
2018	Buffalo	7	1	18	179	9.9	23	0	10	66	6.6	15†	2
2018	TOTAL	8	1	18	179	9.9	23	0	10	66	6.6	15†	2
2019	Buffalo	15	8	27	254	9.4	46	1	8	49	6.1	16	0
2020	Buffalo	16	7	30	282	9.4	46	5	10	9	0.9	14	0
2021	Buffalo	15	2	20	178	8.9	28	1	9	47	5.2	10	1
2022	Buffalo	15	8	42	423	10.1	30	4	9	55	6.1	18	1
2023	Indianapolis	13	2	11	82	7.5	30	0	3	14	4.7	7	0
<b>NFL TOTALS</b>		<b>93</b>	<b>28</b>	<b>152</b>	<b>1,427</b>	<b>9.4</b>	<b>46</b>	<b>11</b>	<b>50</b>	<b>244</b>	<b>4.9</b>	<b>18</b>	<b>4</b>

## ISAIAH MCKENZIE'S NFL POSTSEASON RUSHING/RECEIVING STATISTICS

DATE	TEAM	GP	GS	RECEIVING					RUSHING				
				NO.	YDS.	AVG.	LG	TD	NO.	YDS.	AVG.	LG	TD
2019	Buffalo	1	0	4	23	5.8	10	0	0	0	0.0	0	0
2020	Buffalo	3	0	3	14	4.7	7	1	2	9	4.5	5	0
2021	Buffalo	2	1	4	48	12.0	19	0	6	44	7.3	15	0
2022	Buffalo	1	1	2	10	5.0	8	0	0	0	0.0	0	0
<b>NFL TOTALS</b>		<b>7</b>	<b>2</b>	<b>13</b>	<b>95</b>	<b>7.3</b>	<b>19</b>	<b>1</b>	<b>8</b>	<b>53</b>	<b>6.6</b>	<b>15</b>	<b>0</b>

## ISAIAH MCKENZIE'S NFL REGULAR SEASON RETURN STATISTICS

DATE	TEAM	KICKOFF RETURNS					PUNT RETURNS					
		RET.	YDS.	AVG.	LG	TD	NO.	FC	YDS.	AVG.	LG	TD
2017	Denver	3	50	16.7	21	0	21	7	183	8.7	44	0
2018	Denver	0	0	0.0	0	0	2	0	13	6.5	11	0
Went from Denver to Buffalo.												
2018	Buffalo	12	237	19.8	33	0	14	3	87	6.2	21	0
2018	TOTAL	12	237	19.8	33	0	16	3	100	6.3	21	0
2019	Buffalo	3	65	21.7	24	0	1	1	4	4.0	4	0
2020	Buffalo	2	32	16.0	27	0	1	1	84	84.0	84†	1
2021	Buffalo	24	584	24.3	75	0	19	6	147	7.7	26	0
2022	Buffalo	6	144	24.0	42	0	0	0	0	0.0	0	0
2023	Indianapolis	6	152	25.3	42	0	23	16	204	8.9	32	0
<b>NFL TOTALS</b>		<b>56</b>	<b>1,264</b>	<b>22.6</b>	<b>75</b>	<b>0</b>	<b>81</b>	<b>34</b>	<b>722</b>	<b>8.9</b>	<b>84T</b>	<b>1</b>

## ISAIAH MCKENZIE'S NFL POSTSEASON RETURN STATISTICS

DATE	TEAM	KICKOFF RETURNS					PUNT RETURNS					
		RET.	YDS.	AVG.	LG	TD	NO.	FC	YDS.	AVG.	LG	TD
2019	Buffalo	0	0	0.0	0	0	0	0	0	0.0	0	0
2020	Buffalo	0	0	0.0	0	0	0	0	0	0.0	0	0
2021	Buffalo	5	57	11.4	22	0	0	0	0	0.0	0	0
2022	Buffalo	0	0	0.0	0	0	0	0	0	0.0	0	0
<b>NFL TOTALS</b>		<b>5</b>	<b>57</b>	<b>11.4</b>	<b>22</b>	<b>0</b>	<b>0</b>	<b>0</b>	<b>0</b>	<b>0.0</b>	<b>0</b>	<b>0</b>

## SINGLE-GAME HIGHS: RUSHING/RECEIVING

<b>Rush Attempts</b>	4 vs. New York Jets, Dec 09, 2018 3 vs. Cincinnati Bengals, Sep 22, 2019 3 at New York Jets, Nov 11, 2018 2 at Detroit Lions, Nov 24, 2022 2 vs. Green Bay Packers, Oct 30, 2022 ...6 more at 2.	<b>Longest Kickoff Return</b>	75 vs. Pittsburgh Steelers, Sep 12, 2021 45 at Jacksonville Jaguars, Nov 07, 2021 42 at New England Patriots, Nov 12, 2023 42 at Baltimore Ravens, Oct 02, 2022 36 at Tennessee Titans, Dec 03, 2023
<b>Rushing Yards</b>	32 at New York Jets, Nov 11, 2018 30 vs. New York Jets, Dec 29, 2019 22 vs. New York Jets, Dec 09, 2018 18 vs. Minnesota Vikings, Nov 13, 2022 17 at New York Jets, Nov 14, 2021	<b>Fair Catches</b>	3 at Baltimore Ravens, Sep 24, 2023 3 at Miami Dolphins, Dec 03, 2017 3 at Buffalo Bills, Sep 24, 2017 2 at Tennessee Titans, Dec 03, 2023 ...5 more at 2.
<b>Longest Runs</b>	18 vs. Minnesota Vikings, Nov 13, 2022 16 vs. New York Jets, Dec 29, 2019 15t vs. New York Jets, Dec 09, 2018 15 at New York Jets, Nov 11, 2018 14 at Las Vegas Raiders, Oct 04, 2020 ...1 more at 14.	<b>Punt Return Yards</b>	84 vs. Miami Dolphins, Jan 03, 2021 48 at Baltimore Ravens, Sep 24, 2023 48 vs. Los Angeles Chargers, Sep 11, 2017 44 at Philadelphia Eagles, Nov 05, 2017 42 at New York Jets, Nov 11, 2018
<b>Rushing TDs</b>	1 vs. Green Bay Packers, Oct 30, 2022 1 at New York Jets, Nov 14, 2021 1 vs. New York Jets, Dec 09, 2018 ...1 more at 1.	<b>Longest Punt Return</b>	84t vs. Miami Dolphins, Jan 03, 2021 44 at Philadelphia Eagles, Nov 05, 2017 32 at Baltimore Ravens, Sep 24, 2023 31 vs. Los Angeles Chargers, Sep 11, 2017 29 vs. Oakland Raiders, Oct 01, 2017
<b>Receptions</b>	11 at New England Patriots, Dec 26, 2021 7 at Miami Dolphins, Sep 25, 2022 6 at Detroit Lions, Nov 24, 2022 6 vs. Miami Dolphins, Jan 03, 2021 6 vs. Detroit Lions, Dec 16, 2018	<b>Punt Returns</b>	5 vs. Oakland Raiders, Oct 01, 2017 4 vs. Cleveland Browns, Oct 22, 2023 4 vs. Houston Texans, Oct 03, 2021 4 at New York Jets, Nov 11, 2018 ...1 more at 4.
<b>Receiving Yards</b>	125 at New England Patriots, Dec 26, 2021 96 at Detroit Lions, Nov 24, 2022 76 at Miami Dolphins, Sep 25, 2022 65 vs. Miami Dolphins, Jan 03, 2021 53 vs. Detroit Lions, Dec 16, 2018	<b>Punt Return TDs</b>	1 vs. Miami Dolphins, Jan 03, 2021
<b>Receiving Average</b>	16.0 at Detroit Lions, Nov 24, 2022 11.8 vs. New York Jets, Dec 09, 2018 11.5 at Miami Dolphins, Dec 02, 2018 11.4 at New England Patriots, Dec 26, 2021 11.3 at Dallas Cowboys, Nov 28, 2019	<b>Punt Return Average</b>	16.0 vs. Los Angeles Chargers, Sep 11, 2017 10.5 at New York Jets, Nov 11, 2018 9.5 vs. Cleveland Browns, Oct 22, 2023 8.7 vs. Washington Commanders, Sep 26, 2021 8.3 at Tennessee Titans, Dec 03, 2023
<b>Longest Receptions</b>	46 at Miami Dolphins, Sep 20, 2020 46 at Tennessee Titans, Oct 06, 2019 30 at New England Patriots, Nov 12, 2023 30 at Detroit Lions, Nov 24, 2022 28 vs. Tennessee Titans, Sep 19, 2022 ...1 more at 28.	<b>Kickoff Return Average</b>	35.8 vs. Pittsburgh Steelers, Sep 12, 2021 32.3 at Jacksonville Jaguars, Nov 07, 2021 25.7 at Tennessee Titans, Oct 18, 2021 24.0 vs. Green Bay Packers, Oct 30, 2022 21.7 vs. New York Jets, Dec 29, 2019
<b>Receiving TDs</b>	2 vs. Miami Dolphins, Jan 03, 2021 1 at Detroit Lions, Nov 24, 2022 1 at Baltimore Ravens, Oct 02, 2022 1 at Miami Dolphins, Sep 25, 2022 ...6 more at 1.	<b>Special Teams Tackles</b>	1 vs. New England Patriots, Nov 12, 2017 1 at Kansas City Chiefs, Oct 30, 2017
<b>All-Purpose Yards</b>	181 vs. Miami Dolphins, Jan 03, 2021 170 vs. New York Jets, Dec 09, 2018 141 vs. Pittsburgh Steelers, Sep 12, 2021 139 at Jacksonville Jaguars, Nov 07, 2021 138 vs. Indianapolis Colts, Nov 21, 2021	<b>Most TDs</b>	3 vs. Miami Dolphins, Jan 03, 2021 1 at Detroit Lions, Nov 24, 2022 1 vs. Green Bay Packers, Oct 30, 2022 1 at Baltimore Ravens, Oct 02, 2022 ...11 more at 1.
<b>Kickoff Returns</b>	7 vs. Indianapolis Colts, Nov 21, 2021 5 vs. New York Jets, Dec 09, 2018 4 at Jacksonville Jaguars, Nov 07, 2021 4 vs. Pittsburgh Steelers, Sep 12, 2021 3 vs. Green Bay Packers, Oct 30, 2022 ...2 more at 3.	<b>Miscellaneous Tackles</b>	1 at Los Angeles Rams, Sep 08, 2022 1 vs. Indianapolis Colts, Nov 21, 2021 1 at Miami Dolphins, Sep 20, 2020 ...1 more at 1.
<b>Kickoff Return Yards</b>	143 vs. Pittsburgh Steelers, Sep 12, 2021 138 vs. Indianapolis Colts, Nov 21, 2021 129 at Jacksonville Jaguars, Nov 07, 2021 101 vs. New York Jets, Dec 09, 2018 77 at Tennessee Titans, Oct 18, 2021		



## 100-YARD RECEIVING GAMES (1): REGULAR SEASON

DATE	TEAM	NO.	YDS.	AVG.	LG	TD
12/26/21	at New England	11	125	11.4	28	1

## 2017 GAME-BY-GAME REGULAR-SEASON STATISTICS (DENVER)

DATE	OPPONENT	P/S	RECEIVING					RUSHING					W/L	SCORE
			NO.	YDS.	AVG.	LG	TD	NO.	YDS.	AVG.	LG	TD		
09/11	L.A. Chargers	P	0	0	0.0	0	0	0	0	0.0	0	0	W	24-21
09/17	Dallas	P	0	0	0.0	0	0	0	0	0.0	0	0	W	42-17
09/24	at Buffalo	P	0	0	0.0	0	0	1	4	4.0	4	0	L	16-26
10/01	Oakland	P	0	0	0.0	0	0	0	0	0.0	0	0	W	16-10
10/15	N.Y. Giants	P	1	0	0.0	0	0	0	0	0.0	0	0	L	10-23
10/22	at L.A. Chargers												L	0-21
10/30	at Kansas City	P	0	0	0.0	0	0	0	0	0.0	0	0	L	19-29
11/05	at Philadelphia	P	1	14	14.0	14	0	0	0	0.0	0	0	L	23-51
11/12	New England	P	0	0	0.0	0	0	0	0	0.0	0	0	L	16-41
11/19	Cincinnati												L	17-20
11/26	at Oakland												L	14-21
12/03	at Miami	P	0	0	0.0	0	0	0	0	0.0	0	0	L	9-35
12/10	N.Y. Jets												W	23-0
12/14	at Indianapolis												W	25-13
12/24	at Washington	P	1	8	8.0	8	0	0	0	0.0	0	0	L	11-27
12/31	Kansas City	P	1	7	7.0	7	0	0	0	0.0	0	0	L	24-27
<b>2017 TOTALS</b>		<b>11-0</b>	<b>4</b>	<b>29</b>	<b>7.3</b>	<b>14</b>	<b>0</b>	<b>1</b>	<b>4</b>	<b>4.0</b>	<b>4</b>	<b>0</b>	<b>5-11</b>	

## 2018 GAME-BY-GAME REGULAR-SEASON STATISTICS (DENVER/BUFFALO)

DATE	OPPONENT	P/S	RECEIVING					RUSHING					W/L	SCORE
			NO.	YDS.	AVG.	LG	TD	NO.	YDS.	AVG.	LG	TD		
09/09	Seattle												W	27-24
09/16	Oakland												W	20-19
09/23	at Baltimore												L	14-27
10/28	at Kansas City	P	0	0	0.0	0	0	0	0	0.0	0	0	L	23-30
11/04	Houston												L	17-19
11/11	at N.Y. Jets	P	1	14	14.0	14	0	3	32	10.7	15	0	W	41-10
11/25	Jacksonville	P	2	11	5.5	6	0	2	8	4.0	6f	1	W	24-21
12/02	at Miami	P	4	46	11.5	23	0	0	0	0.0	0	0	L	17-21
12/09	N.Y. Jets	S	4	47	11.8	19	0	4	22	5.5	15f	1	L	23-27
12/16	Detroit	P	6	53	8.8	16	0	1	4	4.0	4	0	W	14-13
12/23	at New England	P	1	8	8.0	8	0	0	0	0.0	0	0	L	12-24
12/30	Miami	P	0	0	0.0	0	0	0	0	0.0	0	0	W	42-17
<b>2018 TOTALS</b>		<b>8-1</b>	<b>18</b>	<b>179</b>	<b>9.9</b>	<b>23</b>	<b>0</b>	<b>10</b>	<b>66</b>	<b>6.6</b>	<b>15T</b>	<b>2</b>	<b>6-6</b>	

## 2019 GAME-BY-GAME REGULAR-SEASON STATISTICS (BUFFALO)

DATE	OPPONENT	P/S	RECEIVING					RUSHING					W/L	SCORE	
			NO.	YDS.	AVG.	LG	TD	NO.	YDS.	AVG.	LG	TD			
09/08	at N.Y. Jets	P	0	0	0.0	0	0	0	0	0.0	0	0	0	W	17-16
09/15	at N.Y. Giants	P	2	40	20.0	26	1	1	4	4.0	4	0	0	W	28-14
09/22	Cincinnati	P	1	9	9.0	9	0	3	10	3.3	8	0	0	W	21-17
09/29	New England	P	0	0	0.0	0	0	0	0	0.0	0	0	0	L	10-16
10/06	at Tennessee	P	2	52	26.0	46	0	0	0	0.0	0	0	0	W	14-7
10/20	Miami	S	2	11	5.5	10	0	0	0	0.0	0	0	0	W	31-21
10/27	Philadelphia						INACTIVE						0	L	13-31
11/03	Washington	S	3	12	4.0	11	0	0	0	0.0	0	0	0	W	24-9
11/10	at Cleveland	P	2	19	9.5	11	0	0	0	0.0	0	0	0	L	16-19
11/17	at Miami	S	3	21	7.0	16	0	1	10	10.0	10	0	0	W	37-20
11/24	Denver	S	2	13	6.5	8	0	1	-5	-5.0	-5	0	0	W	20-3
11/28	at Dallas	S	3	34	11.3	18	0	0	0	0.0	0	0	0	W	26-15
12/08	Baltimore	S	3	25	8.3	24	0	0	0	0.0	0	0	0	L	17-24
12/15	at Pittsburgh	P	0	0	0.0	0	0	0	0	0.0	0	0	0	W	17-10
12/21	at New England	S	2	11	5.5	8	0	0	0	0.0	0	0	0	L	17-24
12/29	N.Y. Jets	S	2	7	3.5	12	0	2	30	15.0	16	0	0	L	6-13
<b>2019 TOTALS</b>		<b>15-8</b>	<b>27</b>	<b>254</b>	<b>9.4</b>	<b>46</b>	<b>1</b>	<b>8</b>	<b>49</b>	<b>6.1</b>	<b>16</b>	<b>0</b>	<b>10-6</b>		

## 2020 GAME-BY-GAME REGULAR-SEASON STATISTICS (BUFFALO)

DATE	OPPONENT	P/S	RECEIVING					RUSHING					W/L	SCORE	
			NO.	YDS.	AVG.	LG	TD	NO.	YDS.	AVG.	LG	TD			
09/13	N.Y. Jets	P	3	17	5.7	10	0	0	0	0.0	0	0	0	W	27-17
09/20	at Miami	P	2	47	23.5	46	0	0	0	0.0	0	0	0	W	31-28
09/27	L.A. Rams	S	1	6	6.0	6	0	1	4	4.0	4	0	0	W	35-32
10/04	at Las Vegas	S	1	18	18.0	18	0	2	11	5.5	14	0	0	W	30-23
10/13	at Tennessee	S	4	7	1.8	9	1	0	0	0.0	0	0	0	L	16-42
10/19	Kansas City	P	1	4	4.0	4	0	0	0	0.0	0	0	0	L	17-26
10/25	at N.Y. Jets	P	2	14	7.0	8	0	1	-11	-11.0	-11	0	0	W	18-10
11/01	New England	S	0	0	0.0	0	0	0	0	0.0	0	0	0	W	24-21
11/08	Seattle	P	1	25	25.0	25†	1	1	1	1.0	1	0	0	W	44-34
11/15	at Arizona	P	1	2	2.0	2	0	0	0	0.0	0	0	0	L	30-32
11/29	L.A. Chargers	P	0	0	0.0	0	0	1	-1	-1.0	-1	0	0	W	27-17
12/07	at San Francisco	P	2	31	15.5	23†	1	0	0	0.0	0	0	0	W	34-24
12/13	Pittsburgh	S	1	12	12.0	12	0	0	0	0.0	0	0	0	W	26-15
12/19	at Denver	P	1	8	8.0	8	0	0	0	0.0	0	0	0	W	48-19
12/28	at New England	S	4	26	6.5	13	0	2	5	2.5	3	0	0	W	38-9
01/03	Miami	S	6	65	10.8	19	2	2	0	0.0	3	0	0	W	56-26
<b>2020 TOTALS</b>		<b>16-7</b>	<b>30</b>	<b>282</b>	<b>9.4</b>	<b>46</b>	<b>5</b>	<b>10</b>	<b>9</b>	<b>0.9</b>	<b>14</b>	<b>0</b>	<b>13-3</b>		

## 2021 GAME-BY-GAME REGULAR-SEASON STATISTICS (BUFFALO)

DATE	OPPONENT	P/S	RECEIVING					RUSHING					W/L	SCORE
			NO.	YDS.	AVG.	LG	TD	NO.	YDS.	AVG.	LG	TD		
09/12	Pittsburgh	S	0	0	0.0	0	0	1	-3	-3.0	-3	0	L	16-23
09/19	at Miami	P	1	1	1.0	1	0	0	0	0.0	0	0	W	35-0
09/26	Washington	P	0	0	0.0	0	0	1	8	8.0	8	0	W	43-21
10/03	Houston	P	0	0	0.0	0	0	0	0	0.0	0	0	W	40-0
10/10	at Kansas City	P	0	0	0.0	0	0	0	0	0.0	0	0	W	38-20
10/18	at Tennessee	P	1	3	3.0	3	0	1	5	5.0	5	0	L	31-34
10/31	Miami	P	0	0	0.0	0	0	0	0	0.0	0	0	W	26-11
11/07	at Jacksonville	P	2	10	5.0	9	0	0	0	0.0	0	0	L	6-9
11/14	at N.Y. Jets	P	1	12	12.0	12	0	2	17	8.5	9	1	W	45-17
11/21	Indianapolis	P	0	0	0.0	0	0	0	0	0.0	0	0	L	15-41
11/25	at New Orleans						INACTIVE						W	31-6
12/06	New England						INACTIVE						L	10-14
12/12	at Tampa Bay	P	1	5	5.0	5	0	0	0	0.0	0	0	L	27-33+
12/19	Carolina	P	1	7	7.0	7	0	1	8	8.0	8	0	W	31-14
12/26	at New England	P	11	125	11.4	28	1	1	-1	-1.0	-1	0	W	33-21
01/02	Atlanta	P	1	6	6.0	6	0	1	3	3.0	3	0	W	29-15
01/09	N.Y. Jets	S	1	9	9.0	9	0	1	10	10.0	10	0	W	27-10
<b>2021 TOTALS</b>		<b>15-2</b>	<b>20</b>	<b>178</b>	<b>8.9</b>	<b>28</b>	<b>1</b>	<b>9</b>	<b>47</b>	<b>5.2</b>	<b>10</b>	<b>1</b>	<b>11-6</b>	

+ - Overtime

## 2022 GAME-BY-GAME REGULAR-SEASON STATISTICS (BUFFALO)

DATE	OPPONENT	P/S	RECEIVING					RUSHING					W/L	SCORE
			NO.	YDS.	AVG.	LG	TD	NO.	YDS.	AVG.	LG	TD		
09/08	at L.A. Rams	S	2	19	9.5	12	1	0	0	0.0	0	0	W	31-10
09/19	Tennessee	S	2	37	18.5	28	0	0	0	0.0	0	0	W	41-7
09/25	at Miami	S	7	76	10.9	27	1	1	6	6.0	6	0	L	19-21
10/02	at Baltimore	S	4	21	5.3	8	1	0	0	0.0	0	0	W	23-20
10/09	Pittsburgh						INACTIVE						W	38-3
10/16	at Kansas City	P	2	9	4.5	5	0	0	0	0.0	0	0	W	24-20
10/30	Green Bay	S	1	8	8.0	8	0	2	2	1.0	7†	1	W	27-17
11/06	at N.Y. Jets	P	2	12	6.0	9	0	1	9	9.0	9	0	L	17-20
11/13	Minnesota	S	4	37	9.3	15	0	1	18	18.0	18	0	L	30-33+
11/20	Cleveland	P	0	0	0.0	0	0	0	0	0.0	0	0	W	31-23
11/24	at Detroit	S	6	96	16.0	30	1	2	7	3.5	4	0	W	28-25
12/01	at New England	P	5	44	8.8	17	0	0	0	0.0	0	0	W	24-10
12/11	N.Y. Jets	P	3	21	7.0	8	0	1	7	7.0	7	0	W	20-12
12/17	Miami	P	2	24	12.0	19	0	0	0	0.0	0	0	W	32-29
12/24	at Chicago	P	0	0	0.0	0	0	1	6	6.0	6	0	W	35-13
01/08	New England	S	2	19	9.5	13	0	0	0	0.0	0	0	W	35-23
<b>2022 TOTALS</b>		<b>15-8</b>	<b>42</b>	<b>423</b>	<b>10.1</b>	<b>30</b>	<b>4</b>	<b>9</b>	<b>55</b>	<b>6.1</b>	<b>18</b>	<b>1</b>	<b>13-3</b>	

+ - Overtime

## 2023 GAME-BY-GAME REGULAR-SEASON STATISTICS (INDIANAPOLIS)

DATE	OPPONENT	P/S	RECEIVING					RUSHING					W/L	SCORE
			NO.	YDS.	AVG.	LG	TD	NO.	YDS.	AVG.	LG	TD		
09/10	Jacksonville	P	0	0	0.0	0	0	0	0	0.0	0	0	L	21-31
09/17	at Houston	P	1	7	7.0	7	0	0	0	0.0	0	0	W	31-20
09/24	at Baltimore	P	1	3	3.0	3	0	0	0	0.0	0	0	W	22-19+
10/01	L.A. Rams	P	1	6	6.0	6	0	0	0	0.0	0	0	L	23-29+
10/08	Tennessee	P	0	0	0.0	0	0	1	4	4.0	4	0	W	23-16
10/15	at Jacksonville	P	2	23	11.5	12	0	0	0	0.0	0	0	L	20-37
10/22	Cleveland	P	0	0	0.0	0	0	1	7	7.0	7	0	L	38-39
10/29	New Orleans	P	0	0	0.0	0	0	0	0	0.0	0	0	L	27-38
11/05	at Carolina	P	2	12	6.0	11	0	0	0	0.0	0	0	W	27-13
11/12	at New England	P	4	31	7.8	30	0	0	0	0.0	0	0	W	10-6
11/26	Tampa Bay	P	0	0	0.0	0	0	1	3	3.0	3	0	W	27-20
12/03	at Tennessee	S	0	0	0.0	0	0	0	0	0.0	0	0	W	31-28+
12/10	at Cincinnati	S	0	0	0.0	0	0	0	0	0.0	0	0	L	14-34
12/16	Pittsburgh												W	30-13
12/24	at Atlanta												L	10-29
12/31	Las Vegas												W	23-20
01/06	Houston												L	19-23
<b>2023 TOTALS</b>		<b>13-2</b>	<b>11</b>	<b>82</b>	<b>7.5</b>	<b>30</b>	<b>0</b>	<b>3</b>	<b>14</b>	<b>4.7</b>	<b>7</b>	<b>0</b>	<b>9-8</b>	

+ - Overtime

## 2019 GAME-BY-GAME POSTSEASON STATISTICS (BUFFALO)

DATE	OPPONENT	P/S	RECEIVING					RUSHING					W/L	SCORE
			NO.	YDS.	AVG.	LG	TD	NO.	YDS.	AVG.	LG	TD		
01/04	at Houston	P	4	23	5.8	10	0	0	0	0.0	0	0	L	19-22+
<b>2019 TOTALS</b>		<b>1-0</b>	<b>4</b>	<b>23</b>	<b>5.8</b>	<b>10</b>	<b>0</b>	<b>0</b>	<b>0</b>	<b>0.0</b>	<b>0</b>	<b>0</b>	<b>0-1</b>	

+ - Overtime

## 2020 GAME-BY-GAME POSTSEASON STATISTICS (BUFFALO)

DATE	OPPONENT	P/S	RECEIVING					RUSHING					W/L	SCORE
			NO.	YDS.	AVG.	LG	TD	NO.	YDS.	AVG.	LG	TD		
01/09	Indianapolis	P	0	0	0.0	0	0	0	0	0.0	0	0	W	27-24
01/16	Baltimore	P	2	8	4.0	7	0	0	0	0.0	0	0	W	17-3
01/24	at Kansas City	P	1	6	6.0	6t	1	2	9	4.5	5	0	L	24-38
<b>2020 TOTALS</b>		<b>3-0</b>	<b>3</b>	<b>14</b>	<b>4.7</b>	<b>7</b>	<b>1</b>	<b>2</b>	<b>9</b>	<b>4.5</b>	<b>5</b>	<b>0</b>	<b>2-1</b>	

## 2021 GAME-BY-GAME POSTSEASON STATISTICS (BUFFALO)

DATE	OPPONENT	P/S	RECEIVING					RUSHING					W/L	SCORE
			NO.	YDS.	AVG.	LG	TD	NO.	YDS.	AVG.	LG	TD		
01/15	New England	S	3	45	15.0	19	0	3	29	9.7	15	0	W	47-17
01/23	at Kansas City	P	1	3	3.0	3	0	3	15	5.0	11	0	L	36-42+
<b>2021 TOTALS</b>		<b>2-1</b>	<b>4</b>	<b>48</b>	<b>12.0</b>	<b>19</b>	<b>0</b>	<b>6</b>	<b>44</b>	<b>7.3</b>	<b>15</b>	<b>0</b>	<b>1-1</b>	

+ - Overtime

## 2022 GAME-BY-GAME POSTSEASON STATISTICS (BUFFALO)

DATE	OPPONENT	P/S	RECEIVING					RUSHING					W/L	SCORE
			NO.	YDS.	AVG.	LG	TD	NO.	YDS.	AVG.	LG	TD		
01/15	Miami												W	34-31
01/22	Cincinnati	S	2	10	5.0	8	0	0	0	0.0	0	0	L	10-27
<b>2022 TOTALS</b>		<b>1-1</b>	<b>2</b>	<b>10</b>	<b>5.0</b>	<b>8</b>	<b>0</b>	<b>0</b>	<b>0</b>	<b>0.0</b>	<b>0</b>	<b>0</b>	<b>1-1</b>	

+ - Overtime





# MARCUS MCKETHAN

OL

HEIGHT: 6-7  
WEIGHT: 335  
COLLEGE: NORTH CAROLINA  
HOW ACQUIRED: D5-'22  
NFL EXP.: 3RD YEAR  
GIANTS EXP.: 3RD YEAR

60

## TRANSACTIONS

- » Originally a 5th-round (173rd pick overall) draft choice by the Giants in 2022.

## CAREER HIGHLIGHTS

- » In his debut season in 2023, played in 16 games with 5 starts – 4 at right guard and one at left guard...Did not play at Las Vegas (11/5)...Made his NFL debut vs. Dallas (9/10)...Started for the first time at right guard at Arizona (9/17)...Made his final start of the season, at left guard, vs. Washington (10/22).
- » In 2022, spent the entire season in injured reserve after tearing his ACL in a preseason practice.

## COLLEGE

- » In 4 seasons at North Carolina following a redshirt year, McKethan played in 43 games and started 37 of his last 38 contests, including all 25 games in 2020-21...Selected honorable mention All-ACC in each of his final 2 seasons...As a senior in 2021, started all 13 games...Two-time ACC Offensive Lineman of the Week...Blocked for an offense that averaged 35.2 points per game (3rd in the ACC), 468.2 total yards per game (4th in the ACC), including 212.5 rushing yards per game (2nd in the ACC)...In 2020, started all 12 games at right guard...In 2019, played in 13 games with 12 starts...As a redshirt freshman in 2018, played in 5 games on the offensive line and on special teams...Redshirted in 2017.

## OFF-THE-FIELD ACTIVITY

- » Attended The Giants Foundation Golf Classic which raised more than \$400,000 for foundation...Met with members from the Wounded Warriors Project during their visit at the Quest Diagnostic Training Facility to watch practice and enjoy a day with the Giants...Attended the Father-Son Breakfast at Iona Prep to speak with students about his NFL Journey...Represented the New York City Police Foundation's Far Rockaway Giants during the NFL's Week 13 My Cause My Cleats initiative.

## PERSONAL

- » Three-sport star at Barnwell (S.C.) High School...Ranked as the No. 2 tackle in the state...Represented South Carolina in the Shrine Bowl of the Carolinas, an annual all-star game between talented prospects from the 2 border states...Also played in Border Bowl IV, a postseason all-star game between South Carolina and Georgia prospects...Did not allow a sack during his senior season and finished the year with 543 knockdown blocks...Also played on the Barnwell basketball team and competed in the discus for the track and field team...State champion in the discus as a junior with a throw of 151 feet, 6 inches...Father is Jeffrey McKethan...Mother is Andrea Davis and stepfather is Herbert Davis.

### MARCUS MCKETHAN'S NFL REGULAR SEASON STATISTICS

DATE	TEAM	GP	GS
2022	N.Y. Giants	0	0
2023	N.Y. Giants	16	5
<b>NFL TOTALS</b>		<b>16</b>	<b>5</b>

### MARCUS MCKETHAN'S NFL POSTSEASON STATISTICS

DATE	TEAM	GP	GS
2022	N.Y. Giants	0	0
<b>NFL TOTALS</b>		<b>0</b>	<b>0</b>



# JOSHUA MILES

HEIGHT: 6-5  
WEIGHT: 325  
COLLEGE: MORGAN STATE  
HOW ACQUIRED: FA-'23  
NFL EXP.: 4TH YEAR  
GIANTS EXP.: 2ND YEAR

T  
77

## TRANSACTIONS

- » Originally selected by the Arizona Cardinals in the 7th round (248th overall) of the 2019 NFL Draft...Signed as a free agent by the Atlanta Falcons on March 31, 2023...Released by Atlanta on Aug. 30, 2023, and signed to the Falcons' practice squad on Aug. 31, 2023...Signed by the Giants on Oct. 17, 2023...Released by the Giants on Nov. 20, 2023, and signed to their practice squad on Nov. 21, 2023...Signed to a reserve/future contract by the Giants on Jan. 9, 2024.

## CAREER HIGHLIGHTS

- » Has played in 17 regular-season games, all for the Cardinals, and exclusively on special teams...In 2021, played 40 special teams snaps in 10 games...In 2019, participated in 26 special teams snaps 7 games.

## COLLEGE

- » Played in 31 career games (29 starts) at Morgan State in Baltimore, Md...Was voted as a captain by his teammates was earned MEAC Offensive Lineman of the Week honors three times... As a senior in 2018, he allowed just 1.0 sack all year and helped lead the Bears offense to 3,250 total yards, including 1,812 yards on the ground...He finished the season as a Third-Team All-MEAC selection and became the first MSU player in school history ever to compete in the East-West Shrine bowl... In 2016, he started in all 11 games, blocking for a Bears offense that gained 3,089 total yards (1,319 yards rushing and 1,770 yards passing) ...As a sophomore in 2015, he started in seven of nine games played, receiving his first start of the season in the season-opener against Air Force... He aided a Bears offense that accumulated 3,292 yards of total offense, including 1,392 yards rushing while also paving the way for one of the league's top rushers in Orlando Johnson (583 yards - Ranked No. 6 in MEAC) ...The Bears also ranked T-No. 3 in sacks allowed...In 2014 as a true freshman, he contributed on offense and special teams.

## OFF-THE-FIELD ACTIVITY

- Helped honor the firefighters who gave their lives on Sept. 11, 2001, with a visit to Edgewater Company 1 in Edgewater, N.J., where they learned about the firefighters who passed away and spent time and shared a meal with firefighters...Participated in Jingle Jam, where he helped spread holiday joy to over 500 New Jersey foster children by spending time with them and assisting with the gift distribution...Met with members from the Wounded Warriors Project during their visit to the Quest Diagnostics Training Center to watch practice and enjoy a day with the Giants... Participated in Jingle Jam, where he helped spread holiday joy to more than 500 New Jersey foster children, spending time with them and assisting with the gift distribution.

## PERSONAL

- » Son of Nancy Miles and Robert Harris...Was a 2-sport athlete at Western Tech, where he was a two-time all-division selection in football (2012-13) and played center for the Wolverines basketball team...Served as a team captain in the Baltimore City vs. County All-Star Game.

### JOSHUA MILES' NFL REGULAR SEASON STATISTICS

DATE	TEAM	GP	GS
2019	Arizona	7	0
2020	Arizona	0	0
2021	Arizona	10	0
2022	Arizona	0	0
2023	Atlanta	0	0
Went from <b>Atlanta</b> to <b>N.Y. Giants</b> .			
2023	N.Y. Giants	0	0
2023	TOTAL	0	0
<b>NFL TOTALS</b>		<b>17</b>	<b>0</b>

JOSHUA MILES' NFL POSTSEASON STATISTICS

DATE	TEAM	GP	GS
2021	Arizona	0	0
NFL TOTALS		0	0



# JALEN MILLS

[JAY-lin]

---

**HEIGHT: 6-0**  
**WEIGHT: 200**  
**COLLEGE: LOUISIANA STATE**  
**HOW ACQUIRED: FA-'24**  
**NFL EXP.: 9TH YEAR**  
**GIANTS EXP.: 1ST YEAR**

DB

21

## HONORS

- » NFC Defensive Player of the Week: 2017 Week 8

## TRANSACTIONS

- » Originally a 7TH-round (233rd pick overall) draft choice by the Philadelphia Eagles in 2016...Signed as a free agent by the New England Patriots on March 17, 2021...Signed as a free agent by the Giants on March 14, 2024.

## CAREER HIGHLIGHTS

- » Has played in 106 regular-season games with 83 starts (at both cornerback and safety) and started all 4 postseason games in which he played, including Super Bowl LII...Totals include 403 tackles (311 solo), 7 interceptions, including one he returned for a touchdown, 53 passes defended, 9 tackles for loss, 1.5 sacks, 2 forced fumbles, and one fumble recovery...In the playoffs, he has 17 tackles (13 solo), and five passes defended.
- » In his final season in New England in 2023, played in all 17 games with 8 starts...Totaled 44 tackles (25 solo), one passed defended, and one forced fumble...Tallied a season-high 7 tackles (4 solo) at Pittsburgh (12/7) and 6 stops (5 solo) at Denver (12/24).
- » In 2022, started all 10 games in which he played at cornerback...Inactive due to injury at Green Bay (10/2) and for the season's final 6 games...Recorded 31 tackles (26 solo), 2 interceptions for 28 yards, and 5 passes defended...Intercepted quarterback Mitch Trubisky in the first quarter and tallied 6 tackles at Pittsburgh (9/18)...Picked off his 2nd pass of the season when he intercepted Jacoby Brissett at Cleveland (10/16)...Part of a unit that held the Jets to just 103 total yards, the 3rd-fewest yards allowed in Patriots history (11/20).
- » In 2021, started all 16 games that he played...Did not play due to injury at Houston (10/10) and the postseason game at Buffalo after being placed on the reserve/Covid-19 list (1/15)...Finished with 47 tackles (35 solo), 7 passes defended and one fumble recovery...Had 2 passes defended and one fumble recovery vs Tennessee (11/28).
- » In his final season in Philadelphia in 2020, started all 15 games in which he played (13 at safety, 2 at cornerback) and totaled a career-high 74 tackles, 1.5 sacks, one interception, 3 passes defended, and one forced fumble...Did not play in the season finale at Washington (1/3) after being placed on the reserve/COVID-19 list...Registered a season-high seven tackles (6 solo) vs. the Rams (9/20)...Posted 5 tackles, including the first 1.5 sacks of his career, vs. Cincinnati (9/27)...Made 4 tackles (3 solo) and forced the first fumble of his career vs. Baltimore (10/18)...Collected 4 tackles (3 solo) and intercepted a pass vs. the Giants (10/22).
- » In 2019, started all 9 regular-season games and the Eagles' only playoff game at cornerback...Missed the first 6 games of the season after being placed on the reserve/physically unable to perform list...Registered 41 tackles (29 solo), one interception and 7 passes defended...Had 4 tackles in the NFC Wild Card Game vs. Seattle (1/5)...Made his season debut at Dallas (10/20) and tallied a season-high 8 (4 solo) and an interception...Had 8 tackles (4 solo) and one pass defended vs. Dallas (12/22).
- » In 2018, started all eight 8 games in which he played in at cornerback...Inactive due to injury (fractured fibula and ligament damage) for 4 games before being placed on injured reserve on Dec. 8...Registered 41 tackles (35 solo), 9 passes defended, and one special teams tackle...Tallied a season-high 9 tackles (7 solo) and 2 passes defended at the Giants (10/11).
- » In 2017, started all 15 regular-season and 3 postseason games he played at cornerback...Inactive vs. Dallas (12/31)...Finished with 64 tackles (51 solo) and career highs of 3 interceptions (one returned for a touchdown) and a 14 passes defended...Totaled 13 tackles (10 solo) and 5 passes defended in the postseason, including a team-high 9 stops (6 solo) and 2 passes defended in the Super Bowl LII win vs. New England...Posted 9 tackles (8 solo), one interception, and 2 passes defended at Washington...Tallied a career-high 12 tackles (9 solo) vs. the Giants (9/24)...Named NFC Defensive Player of the Week, becoming the first Eagle to win the award since 2007, after making 3 tackles and intercepted a C.J. Beathard pass he returned 37 yards for his first career touchdown, vs. San Francisco (10/29).
- » As a rookie in 2016, played in all 16 regular-season games with 2 starts at cornerback...Posted 61 tackles (51 solo) and 7 passes defended...Made 2 tackles in his NFL debut vs. Cleveland (9/11)...Posted a season-high 7 tackles (5 solo) at Washington (10/16)...Tallied 3 solo tackles and a season-high 2 passes defended vs. Green Bay (11/28).

## COLLEGE

- » Played in 46 games in 4 seasons (2012-15) at LSU...Totals include 216 tackles (134 solo), 6 interceptions, 16 passes defended, and 4.0 sacks...As a senior in 2015, played in 7 games after suffering a preseason injury...Named a first-team All-America by CBS Sports after finishing with 30 tackles, 1.0 sack and 3 passes defended...In 2014, started in 13 and tallied 62 tackles, one interception and 5 passes defended...As a sophomore in 2013, started 13 games and posted 67 tackles, 3.0 sacks and tied for the team lead with 3...In 2012, started all 13 games at cornerback and earned first-team Freshman All-America honors after registering 57 tackles, 2 interceptions and 5 passes defended.



PERSONAL

» Majored in interdisciplinary studies...Nickname is "Green Goblin"...Spent one season at DeSoto (Texas) High School and helped lead his team to a 10-2 record as a senior, after transferring from Lancaster High School Played wide receiver and quarterback before moving to defensive back as a junior in high school.

JALEN MILLS' NFL REGULAR SEASON DEFENSIVE STATISTICS

DATE	TEAM	GP	GS	TACKLES							INTERCEPTIONS					O. FUMB			ST			MISC				
				TK	S	A	TFL	YDS	SK	YDS	QBH	NO	YDS	LG	TD	PD	FF	FR	TD	YDS	TK	S	A	FF	FR	S
2016	Philadelphia	16	2	61	51	10	0	0	0.0	0.0	0	0	0	0	0	7	0	0	0	0	1	1	0	0	0	0
2017	Philadelphia	15	15	64	51	13	1	1	0.0	0.0	0	3	53	37†	1	14	0	0	0	0	0	0	0	0	0	0
2018	Philadelphia	8	8	41	35	6	1	1	0.0	0.0	0	0	0	0	0	9	0	0	0	0	1	1	0	0	0	0
2019	Philadelphia	9	9	41	29	12	0	0	0.0	0.0	0	1	0	0	0	7	0	0	0	0	0	0	0	0	0	0
2020	Philadelphia	15	15	74	59	15	4	11	1.5	11.5	5	1	5	5	0	3	1	0	0	0	0	0	0	0	0	0
2021	New England	16	16	47	35	12	1	2	0.0	0.0	0	0	0	0	0	7	0	1	0	0	0	0	0	0	0	0
2022	New England	10	10	31	26	5	1	4	0.0	0.0	1	2	28	15	0	5	0	0	0	0	0	0	0	0	0	0
2023	New England	17	8	44	25	19	1	0	0.0	0.0	1	0	0	0	0	1	1	0	0	0	1	1	0	0	0	0
<b>NFL TOTALS</b>		<b>106</b>	<b>83</b>	<b>403</b>	<b>311</b>	<b>92</b>	<b>9</b>	<b>19</b>	<b>1.5</b>	<b>11.5</b>	<b>7</b>	<b>7</b>	<b>86</b>	<b>37†</b>	<b>1</b>	<b>53</b>	<b>2</b>	<b>1</b>	<b>0</b>	<b>0</b>	<b>3</b>	<b>3</b>	<b>0</b>	<b>0</b>	<b>0</b>	<b>0</b>

JALEN MILLS' NFL POSTSEASON DEFENSIVE STATISTICS


DATE	TEAM	GP	GS	TACKLES							INTERCEPTIONS					O. FUMB			ST			MISC					
				TK	S	A	TFL	YDS	SK	YDS	QBH	NO	YDS	LG	TD	PD	FF	FR	TD	YDS	TK	S	A	FF	FR	S	A
2017	Philadelphia	3	3	13	10	3	0	0	0.0	0.0	0	0	0	0	0	5	0	0	0	0	0	0	0	0	0	0	0
2018	Philadelphia	0	0	0	0	0	0	0	0.0	0.0	0	0	0	0	0	0	0	0	0	0	0	0	0	0	0	0	0
2019	Philadelphia	1	1	4	3	1	0	0	0.0	0.0	0	0	0	0	0	0	0	0	0	0	0	0	0	0	0	0	0
2021	New England	0	0	0	0	0	0	0	0.0	0.0	0	0	0	0	0	0	0	0	0	0	0	0	0	0	0	0	0
<b>NFL TOTALS</b>		<b>4</b>	<b>4</b>	<b>17</b>	<b>13</b>	<b>4</b>	<b>0</b>	<b>0</b>	<b>0.0</b>	<b>0.0</b>	<b>0</b>	<b>0</b>	<b>0</b>	<b>0</b>	<b>0</b>	<b>5</b>	<b>0</b>	<b>0</b>	<b>0</b>	<b>0</b>	<b>0</b>	<b>0</b>	<b>0</b>	<b>0</b>	<b>0</b>	<b>0</b>	<b>0</b>

SINGLE-GAME HIGHS: DEFENSIVE

- Total Tackles** 12 vs. New York Giants, Sep 24, 2017  
9 at New York Giants, Oct 11, 2018  
9 at Washington Redskins, Sep 10, 2017  
8 vs. Dallas Cowboys, Oct 17, 2021  
8 vs. Dallas Cowboys, Dec 22, 2019  
...1 more at 8.
- Solo Tackles** 9 vs. New York Giants, Sep 24, 2017  
8 at Washington Redskins, Sep 10, 2017  
7 at New York Giants, Oct 11, 2018  
6 vs. Buffalo Bills, Dec 26, 2021  
6 vs. Dallas Cowboys, Oct 17, 2021  
...6 more at 6.
- Sacks** 1.5 vs. Cincinnati Bengals, Sep 27, 2020
- Passes Defensed** 3 vs. Minnesota Vikings, Oct 07, 2018  
3 vs. Arizona Cardinals, Oct 08, 2017  
2 vs. Jacksonville Jaguars, Jan 02, 2022  
2 vs. Tennessee Titans, Nov 28, 2021  
...7 more at 2.
- Forced Fumbles** 1 vs. Baltimore Ravens, Oct 18, 2020
- Fumble Recoveries** 1 vs. Tennessee Titans, Nov 28, 2021
- Tackles For Loss** 2 vs. Seattle Seahawks, Nov 30, 2020  
1 vs. New York Jets, Oct 24, 2021  
1 at Dallas Cowboys, Dec 27, 2020  
1 vs. Cincinnati Bengals, Sep 27, 2020  
...2 more at 1.
- Interceptions** 1 vs. New York Giants, Oct 22, 2020  
1 at Dallas Cowboys, Oct 20, 2019  
1 vs. San Francisco 49ers, Oct 29, 2017  
...2 more at 1.
- Interception Return Yards** 37 vs. San Francisco 49ers, Oct 29, 2017  
15 at Washington Redskins, Sep 10, 2017  
5 vs. New York Giants, Oct 22, 2020  
1 at Carolina Panthers, Oct 12, 2017
- Special Teams Tackles** 1 at New York Giants, Oct 11, 2018  
1 at Seattle Seahawks, Nov 20, 2016

SINGLE-GAME HIGHS - POSTSEASON: DEFENSIVE

- Total Tackles** 9 at New England Patriots, Feb 04, 2018  
4 vs. Seattle Seahawks, Jan 05, 2020  
3 vs. Minnesota Vikings, Jan 21, 2018  
1 vs. Atlanta Falcons, Jan 13, 2018
- Solo Tackles** 6 at New England Patriots, Feb 04, 2018  
3 vs. Seattle Seahawks, Jan 05, 2020  
3 vs. Minnesota Vikings, Jan 21, 2018  
1 vs. Atlanta Falcons, Jan 13, 2018
- Passes Defensed** 2 at New England Patriots, Feb 04, 2018  
2 vs. Atlanta Falcons, Jan 13, 2018  
1 vs. Minnesota Vikings, Jan 21, 2018



# JIMMY MORRISSEY

C

HEIGHT: 6-4  
WEIGHT: 305  
COLLEGE: PITTSBURGH  
HOW ACQUIRED: FA-'24  
NFL EXP.: 3RD YEAR  
GIANTS EXP.: 1ST YEAR

67

## TRANSACTIONS

- » Originally a 7th-round (230th pick overall) draft choice by the Las Vegas Raiders in 2021 NFL Draft...Released by Las Vegas on Aug. 31, 2021 and signed to the Raiders' practice squad on Sept. 1, 2021...Released from the Raiders' practice squad on Oct. 19, 2021...Signed by the Houston Texans on Oct. 20, 2021...Released by Houston on Aug. 30, 2022...Signed to the Texans' practice squad on Aug. 31, 2022 and to their active roster on Sept. 21, 2022...Waived by Houston on Aug. 29, 2023 and signed to the Texans' practice squad on Aug. 31, 2023...Elevated to the active roster on Sept. 30, 2023 and returned to the practice squad on Oct. 2, 2023...Signed as a free agent by the Giants on Jan. 23, 2024.

## CAREER HIGHLIGHTS

- » In 3 seasons with Houston, played in 14 games with 4 starts at center.
- » In 2023, played in one game, vs. Pittsburgh (10/1)...Played 6 snaps on special teams.
- » In 2022, started the season on the Texans' practice squad but played in a career-high 8 games...Played a drive at left guard at Dallas (12/11)...Played left guard at Tennessee (12/24).
- » As a rookie in 2021, played in 5 games with 4 starts...Started in his NFL debut at Miami (11/7)...Was part of an offensive line that did not allow a sack...Also started at Tennessee (11/21, vs. the Jets (11/28), and vs. the Chargers (12/26)...Also played at Jacksonville (12/19).

## COLLEGE

- » Played 4 seasons (2017-20) at the University of Pittsburgh after redshirting as a true freshman walk-on in 2016...Started all 47 games in his collegiate career, making 46 starts at center and one at right guard... As a redshirt senior in 2020, received the Burlsworth Trophy, annually presented to the most outstanding player in college football who began his career as a walk-on...Earned All-ACC honors for the 3rd consecutive year, including first-team All-ACC recognition by the Associated Press and 2nd-team All-ACC honors from the coaches and media...In 2019, did not allow a sack the entire season and was rated the Panthers' top run blocker...Earned first-team All-ACC honors...In 2018, earned 3rd-team All-ACC honors, becoming the first Pitt player at his position to earn such distinction.

## PERSONAL

- » Earned his bachelor's degree in finance and marketing...Named to the All-ACC Academic Football Team all 4 seasons...Was a member of Pitt's prestigious Blue & Gold Society, an undergraduate organization composed of top students who serve as ambassadors for the university and Pitt Alumni Association... Attended La Salle College High School in Wyndmoor, Pa...Named a 2-time All-Philadelphia Catholic League performer and All-City by Philadelphia Daily News...A 3-year letterman, he helped his high school to a 25-7 record during his varsity career, including a PCL title as a senior...Selected to play in the Big 33 Football Classic.

### JIMMY MORRISSEY'S NFL REGULAR SEASON STATISTICS

DATE	TEAM	GP	GS
2021	Las Vegas	0	0
Went from Las Vegas to Houston.			
2021	Houston	6	5
2021	TOTAL	6	5
2022	Houston	8	0
2023	Houston	1	0
<b>NFL TOTALS</b>		<b>15</b>	<b>5</b>

### JIMMY MORRISSEY'S NFL POSTSEASON STATISTICS

DATE	TEAM	GP	GS
2023	Houston	0	0
<b>NFL TOTALS</b>		<b>0</b>	<b>0</b>



# DARIUS MUASAU

(MOO-uh-sao)

**HEIGHT: 6-1**  
**WEIGHT: 230**  
**COLLEGE: UCLA**  
**HOW ACQUIRED: D6-'24**  
**NFL EXP.: R**  
**GIANTS EXP.: R**

**ILB**

**53**

## TRANSACTIONS

- » Originally a 6th-round (183rd pick overall) draft choice by the Giants in 2024.

## CAREER HIGHLIGHTS

- » Played 3 seasons at the University of Hawai'i and 2 at UCLA...Played in 63 games with 51 starts, including 37 games with 25 starts at Hawai'i and starts in all 26 games at UCLA...Totaled 440 career tackles (261 solo), 40.0 stops for loss, 16.5 sacks and 5 interceptions...In each of his 2 seasons in Westwood, Muasau led the Bruins in tackles and was named 2nd-team All-Pac 12.
- » In 2023, started all 13 games for the Bruins and tallied a team-high 75 tackles (43 solo), 10.5 stops for loss, 4.0 sacks, a career-high 6 passes defended, and one interception...Named 2nd-team All-Pac 12 by the league's coaches...Tallied a season-high 11 stops (6 solo), including 2.5 tackles for loss, in the L.A. Bowl win vs. Boise State...Named the game's Defensive Most Valuable Player in the LA Bowl...Made 9 tackles vs. Coastal Carolina...Posted 3.0 tackles for loss, including 1.0 sack, at San Diego State...Had 6 stops with 1.0 sack at Utah...Credited with 8 stops at Arizona...Recorded a team-high 8 tackles, one for loss, at USC.
- » In 2022, started all 13 games at inside linebacker...Named 2nd-team All-Pac-12 by the league coaches Led the team with 91 tackles (42 solo)...Had season-best 14 tackles vs. Pittsburgh in the Tony the Tiger Sun Bowl...Collected 12 tackles at Arizona State, including 2.0 tackles for loss and 1.0 sack...Made 10 stops vs. South Alabama...Intercepted passes vs. Utah and Stanford...Earned a spot on the UCLA Athletic Director's Honor Roll for Fall 2022.
- » In 2021, played in 13 games with 12 starts in his final season at Hawai'i...Named first-team All-Mountain West first team...Led team in tackles, tackles for loss, sacks, and forced fumbles...Team captain...Eclipsed 100 tackles for the second straight year with a team and career-high 109 (64 solo), including 14.0 tackles for loss and 7.0 sacks...Tied for 2nd nationally with 5 forced fumbles...Had 7 games with 10 or more tackles.
- » In 2020, started all 9 games in a pandemic-shortened season...Named first-team All-Mountain West first team...Led team in tackles (104, 68 solo), tackles for loss (9.5), and sacks (4.5)...One of 5 finalists for the Polynesian College Football Player of the Year award...Led Mountain West and ranked 4th nationally with 7.6 solo tackles per game...Tallied 10 or more tackles in 7 of 9 contests...Recorded 14 tackles and 1.0 sack to help key UH's win over previously undefeated Nevada...Named Mountain West Player of the Week following a career-high 18-tackle performance vs. UNLV...Selected the New Mexico Bowl Most Outstanding Defensive Player after posting 9 tackles, 1.0 sack, and his first career interception...Earned Mountain West All-Academic honors.
- » In his debut season in 2019, played in all 15 games with 4 starts...Named the team's Dick Tomey Special Teams MVP...Finished 3rd on the team with 61 tackles (44 solo)...Had had 3.0 tackles for loss and recovered 2 fumbles...Tallied a season-high 11 tackles vs. Army...Received All-Mountain West All-Academic honors.

## PERSONAL

- » Sociology major...A 2019 graduate of Mililani High School on Oahu...As a senior, named first-team all-state and 2018 Defensive Player of the Year...Finished with 87 tackles, 38.5 tackles for loss and 2 interceptions...Also played running back...Helped Mililani to a 10-3 record and runner-up finish for the Open Division title...Earned all-state mention as a junior...Part of Trojan squad that captured the 2016 Division I state...Selected to play in the 2019 Polynesian Bowl...Born in San Diego, Calif...Has 5 brothers...Parents are Matthew and Felisa Muasau of Ewa Beach, Oahu.

DEFENSIVE STATISTICS														
DATE	TEAM	GP	TACKLES					INTERCEPTIONS				FUMBLES		
			TK	S	A	TFL	SK	NO	YDS	TD	PD	FF	FR	YDS
2019	Hawaii	15	61	44	17	3.0	0.0	0	0	0	0	0	2	0
2020	Hawaii	9	104	68	36	9.5	4.5	1	1	0	1	0	0	0
2021	Hawaii	13	109	64	45	14.0	7.0	1	75	1	4	5	1	0
2022	UCLA	13	91	42	49	3.0	1.0	2	5	0	3	1	1	0
2023	UCLA	13	75	43	32	10.5	4.0	1	0	0	6	0	0	0
<b>NFL TOTALS</b>		<b>63</b>	<b>440</b>	<b>261</b>	<b>179</b>	<b>40.0</b>	<b>16.5</b>	<b>5</b>	<b>81</b>	<b>1</b>	<b>14</b>	<b>6</b>	<b>4</b>	<b>0</b>





# MALIK NABERS

WR

9

HEIGHT: 6-0  
WEIGHT: 200  
COLLEGE: LOUISIANA STATE  
HOW ACQUIRED: D1-'24  
NFL EXP.: R  
GIANTS EXP.: R

## TRANSACTIONS

- » Originally a first-round (6th pick overall) draft choice by the Giants in 2024.

## CAREER HIGHLIGHTS

- » Played in 38 games with 30 starts in 3 seasons for LSU...Ended his career as the school's all-time leader in receptions (189) and receiving yards (3,003)...One of only 2 players in LSU history with more than 3,000 receiving yards, joining Josh Reed (3,001 yards from 1999-2001)...Ranked 7th in LSU history with 21 touchdown catches...Led the SEC in receptions in back-to-back years with 72 as a sophomore in 2022 followed by 89 in 2023...One of only 2 players in school history with back-to-back 1,000-yard seasons, joining Reed, who did it in 2000 and 2001...In 38 career games, caught at least one pass in 37 contests.
- » In 2023, started all 13 games at wide receiver...Unanimous All-America as he was a first-team selection by AP, Walter Camp, FWAA, AFCA and Sporting News...First-Team All-SEC by the AP and SEC Coaches...Led the nation with 120.7 receiving yards a game...Also led the FBS in plays of 20-plus yards (34) and 30-plus yards (17)...Finished 2nd nationally with 1,569 receiving yards, 3rd with 14 touchdown catches, and tied for 11th with 89 receptions...Led the SEC with 89 receptions and 1,569 yards, and ranked 2nd in the league with 14 touchdown catches...His 89 receptions and 1,569 yards rank 3rd in LSU single-season history and his 14 touchdowns are 4th.
- » Teamed with Brian Thomas to form the nation's top receiving tandem as they combined for 157 receptions, 2,746 yards and 31 touchdowns...Had 9 100-yard receiving games, 2 shy of the school record of 11 set by Reed in 2001...Ranks 6th in SEC history for receiving yards in a season and 7th in career receiving yards...Caught a touchdown pass in 9 games...Capped regular-season with 5 straight 100-yard games.
- » Became LSU's all-time leader in receptions vs. Texas A&M, moving past Wendell Davis, who had 183 catches...Broke LSU's record for receiving yards in the ReliaQuest Bowl vs. Wisconsin...Played only the first half vs. Wisconsin, catching 3 passes for 29 yards.
- » Recorded a career-high 13 receptions for 239 yards and 2 touchdowns vs. Mississippi...The 239 yards ranked 4th in LSU single game history, while the 13 receptions tied for 5th...Had 8 catches for 130 yards and 2 touchdowns the following week vs. Arkansas...Tallied 3rd straight 100-yard game with 8 receptions for 102 yards vs. Ole Miss and then extended it to 4 in a row with 146 yards on 6 receptions, including the 29-yard game-winner with 2:58 left, vs. Missouri...Closed the regular-season with 100-yard games vs. Army (4-121-2), Alabama (10-171-1), Florida (6-132-0), Georgia State (8-140-2) and Texas A&M (6-122-2).
- » In 2022, played in 14 games with 11 starts...Finished with 72 receptions for 1,017 yards and 3 touchdowns...Led the SEC in receptions and ranked 2nd in receiving yards...Caught at least 2 passes in every game running his streak of consecutive games with a reception to 18 straight...MVP of the Citrus Bowl after catching 9 passes for 163 yards and a 75-yard touchdown...Also threw a 5-yard touchdown pass to Jayden Daniels in the 63-7 victory vs. Purdue...Also scored vs. Southern (5 yards) and Georgia in the SEC Championship Game (34 yards)...Had 3 100-yard receiving games, all in the season's final 4 games...Had 7 catches for 129 yards vs. UAB and 5 for 128 yards vs. Georgia...Had then a career-best 7 receptions in consecutive games vs. UAB and Texas A&M (69 yards)...Caught 6 passes for 49 yards in overtime win vs. Alabama.
- » As a freshman in 2021, played in 11 games with 6 starts...Earned Freshman All-SEC honors...Caught 28 passes for 417 yards and 4 touchdowns...In the season's finale 4 games, had 14 receptions for 245 yards and 2 scores...Had a breakout performance in win against Louisiana-Monroe with 4 receptions for 143 yards and one touchdown...Followed with 6 receptions for 51 yards vs. Texas A&M...Had 2 catches for 17 yards and one touchdown, and rushed for 23 yards on 4 carries, vs. Kansas State in the Texas Bowl...Also scored vs. Kentucky (41 yards) and Ole Miss (9 yards)...Caught 2 passes for 30 yards in his first career start, vs. Auburn.

## PERSONAL

- » Mass communications major...Opted to forgo senior season and enter the 2024 NFL Draft...In May of 2023 joined 10 teammates in LSU's Study Abroad program that took them on a 10-day trip to Senegal...Played first 3 years of prep football at Ovey Comeaux High School in Lafayette, La., where he played wide receiver, defensive back and returner on the freshman football team...Moved up to varsity as a sophomore and caught 17 passes for 438 yards and 4 touchdowns...Transferred to Southside High School in Youngsville, La. for senior season...Unable to play football as a senior in 2020 due to his transfer waiver being denied...His former defensive coordinator at Comeaux was hired by Southside, and there was a rule in place forbidding players from following a coach to another school...Nabers spent the year practicing on the scout team, but was still named an Under Armour All-American...Rated as the No. 6 prospect in Louisiana and the 18th-best overall wide receiver, according to 247 Sports...In 2019, caught 58 passes for 1,223 yards and 21 touchdowns...Ran a 4.44 40-yard dash and has a 38-inch vertical...Played on the Louisiana Bootlegger 7-on-7 team the summer after his sophomore season, when they went undefeated and won the 2019 7-on-7 National Championship in Atlanta...As a junior, Nabers led all receivers in the state with 58 receptions for 1,223 yards and 21 touchdowns...Three-sport athlete who participated in football, basketball, and track and field...Posted a personal best of 23.42 seconds in the 200 meters...Has 5 sisters and one brother...Born and raised in Lafayette, an hour drive west of Baton Rouge)...Started playing team sports in middle school, baseball (centerfield and pitcher) before he tried basketball and football.



## RUSHING/RECEIVING STATISTICS

DATE	TEAM	GP	GS	RECEIVING				RUSHING			
				NO.	YDS	AVG	TD	NO.	YDS.	AVG.	TD
2021	LSU	11	6	28	417	14.9	4	4	23	5.8	0
2022	LSU	14	11	72	1,017	14.1	3	1	5	5.0	0
2023	LSU	13	13	89	1,569	17.6	14	1	1	1.0	0
<b>COLLEGE TOTALS</b>		<b>38</b>	<b>30</b>	<b>189</b>	<b>3,003</b>	<b>15.9</b>	<b>21</b>	<b>6</b>	<b>29</b>	<b>4.8</b>	<b>0</b>



# EVAN NEAL

HEIGHT: 6-7  
WEIGHT: 340  
COLLEGE: ALABAMA  
HOW ACQUIRED: D1-'22  
NFL EXP.: 3RD YEAR  
GIANTS EXP.: 3RD YEAR

# 73

## TRANSACTIONS

- » Originally a first-round (7th pick overall) draft choice by the Giants in 2022.

## CAREER HIGHLIGHTS

- » Has started all 20 regular-season games and 2 postseason games he's played at right tackle for the Giants.
- » In 2023, started all 7 games in which he played at right tackle...Suffered an ankle injury at Buffalo (10/15) and missed the next 2 games, vs. Washington (10/22) and the Jets (10/29)...Returned to action at Las Vegas (11/5) and exited early after aggravating the injury...Inactive for the next 5 contests...Placed on injured reserve on Dec. 24 to end his season.
- » As a rookie in 2022, started all 13 regular-season games and 2 postseason games in which he played at right tackle...Suffered a knee injury at Jacksonville (10/23) and was inactive for 4 contests – at Seattle (10/30), vs. Houston (11/13), vs. Detroit (11/20) and at Dallas (11/24).
- » Was part of an offensive line that helped the Giants finish 4th in the NFL in rushing yardage with an average of 148.2 yards a game and 5th with 4.8 yards a carry, and was instrumental in Saquon Barkley rushing for a career-high 1,312 yards.

## COLLEGE

- » Started all 40 games in which he played at Alabama and missed only one game in 3 seasons due to a positive COVID-19 test in 2020...Started 13 games at left guard in 2019, 12 at right tackle in 2020 and 15 at left tackle in 2021.
- » As a junior in 2021, selected first team All-America by the AFCA, FWAA, The Sporting News, CBS Sports, ESPN.com and USA Today and 2nd team by the AP...Named first team All-SEC...Elected one of Alabama's permanent team captains...Anchored an offensive line that helped the Crimson Tide rank 6th in the country in scoring (39.9 points-per-game), 7th in passing (338.2 yards-per-game) and 3rd in 3rd-down conversion percentage.
- » In 2020, started 12 games at right tackle...Helped anchor the right side of the Alabama offensive line that blocked for the Power 5's No. 1 scoring offense (48.5 points-per-game), No. 1 pass efficiency offense (198.9), No. 2 passing offense (358.2 yards-per-game) and No. 2 total offense (541.6 yards-per-game).
- » In 2019, played multiple positions across the line before settling in at left guard...Selected to the freshman All-SEC squad by the league coaches...Helped the Tide's offensive line rank 3rd nationally in sacks allowed at just .92 per game (12 sacks in 406 pass attempts), No. 2 nationally in scoring (47.2 points-per-game), 3rd in passing (342.2 yards-per-game) and 6th in total offense (510.8 yards-per-game).

## OFF-THE-FIELD ACTIVITY

- » Hosted a youth football camp for 500 youngsters from his hometown of Lake Okeechobee, Fla....Attended the Giants Foundation Golf Classic which raised more than \$400,000 for the foundation...Met with members from the Wounded Warriors Project during their visit at the Quest Diagnostic Training Facility to watch practice and enjoy a day with the Giants.

## PERSONAL

- » Anchored the offensive line at IMG Academy in Bradenton, Fla., where he was a 5-star offensive tackle by all major recruiting outlets and one of the top players in Florida...Has 7 siblings...Born and raised in Okeechobee, Fla. and grew up in a sports family, playing football and basketball throughout his childhood...Attended Okeechobee High School as a freshman, when he played right guard and tackle and defensive tackle on the varsity...After his freshman year, he transferred to IMG Academy, where he started at right guard as a sophomore...In his junior season, Neal saw action at tackle and guard, helping IMG to a 9-0 record...As a senior in 2018, played left tackle.
- » Neal's father, Eddie, played linebacker at Tulane...His cousin, Cleveland Gary, played running back at Georgia and Miami before becoming a 1989 first-round draft choice (No. 26 overall), playing 6 seasons in the NFL for the Los Angeles Rams and Miami Dolphins...Neal's uncle, Jimmie Jones, was a defensive lineman at Miami and a 3rd-round pick in the 1990 NFL Draft, playing 8 seasons with the Dallas Cowboys, St. Louis Rams and Philadelphia Eagles.

## EVAN NEAL'S NFL REGULAR SEASON STATISTICS

DATE	TEAM	GP	GS
2022	N.Y. Giants	13	13
2023	N.Y. Giants	7	7
<b>NFL TOTALS</b>		<b>20</b>	<b>20</b>

EVAN NEAL'S NFL POSTSEASON STATISTICS

DATE	TEAM	GP	GS
2022	N.Y. Giants	2	2
<b>NFL TOTALS</b>		<b>2</b>	<b>2</b>



# MATT NELSON

HEIGHT: 6-7  
WEIGHT: 315  
COLLEGE: IOWA  
HOW ACQUIRED: FA-'24  
NFL EXP.: 5TH YEAR  
GIANTS EXP.: 1ST YEAR

# 68

## TRANSACTIONS

- » Signed as a rookie free agent by the Detroit Lions on May 10, 2019...Waived by Detroit on Aug. 31, 2019, and signed to the Lions' practice squad on Sept. 1, 2019...Signed to Detroit's roster on Dec. 31, 2019...Signed as a free agent by the Giants on March 22, 2024.

## CAREER HIGHLIGHTS

- » Nelson played in 43 regular-season games with 14 starts – 11 in 2021 – in 4 seasons with the Lions...Started 12 games at right tackle and 2 as an extra offensive lineman...Converted to the offensive line as a rookie after playing as a defensive lineman at Iowa.
- » In 2023, played in 3 games with 2 starts at right tackle: vs. Seattle (9/17) and vs. Atlanta (9/24)...Suffered an ankle injury that required surgery vs. the Falcons and missed the remainder of the season.
- » In 2022, played in 11 games in 2022, allowing zero sacks.
- » In 2021, played in 13 games with a career-high 11 starts, including 9 at right tackle.
- » In his first season as a player in 2020, played in a career-high 16 games with one start (vs. Green Bay on 12/13)...Made his NFL debut vs. Chicago (9/13).

## COLLEGE

- » Played defensive end at Iowa, where he appeared in 52 games (33 starts)...Recorded 111 tackles (53 solo), 9 passes defended, 8.0 sacks (for losses totaling of 49 yards), 3 fumble recoveries, and one forced fumble...In 2018, started 13 games and collected 31 tackles (15 solo), including 2 for loss, and 1.0 sack...Missed the previous spring practice...Named honorable mention All-Big Ten and was the Iowa Comeback Player of the Year Team Hustle Award winner on defense...In 2017, played in 13 games with 7 starts...Tallied 23 tackles (10 solo), 3 pass breakups, and 1.0 sack...In 2016, started 13 games and finished with career-high totals of 42 tackles, 19 solo stops, 5.0 sacks, and 2 fumble recoveries...In 2015: played in 13 games and totaled 14 tackles (9 solo), 1.0 sack, one forced fumble, and one fumble recovery...Redshirted as a true freshman in 2014.

## PERSONAL

- » Double majored in biology and human physiology at Iowa and has hopes of attending medical school to become an orthopedic surgeon... Named to the All-Big Ten Academic team all four years of eligibility (2015-18)...Played football and basketball at Xavier Prep School in Cedar Falls, Iowa)...Named to the Elite All-State team as a senior and first team all-state as a junior...First-team all-conference as a senior and 2nd-team as a junior...Selected for the Iowa Shrine Bow...Two-year letterman as defensive end and tight end...Helped Xavier Prep post a 2-year record of 25-2 while reaching Class 4-A state title game in consecutive seasons...Recorded 43 tackles as a senior, with 13 tackles for loss and 9 sacks, and caught 13 passes for 146 yards and 4 touchdowns...As a junior, collected 47 tackles, with 19 tackles for loss and 11 sacks, and had 14 receptions for 162 yards and 8 scores as a junior...Team captain...Three-year basketball letterman...Academic all-state...Four-year member of the prep Honor Roll.

### MATT NELSON'S NFL REGULAR SEASON STATISTICS

DATE	TEAM	GP	GS
2019	Detroit	0	0
2020	Detroit	16	1
2021	Detroit	13	11
2022	Detroit	11	0
2023	Detroit	4	3
<b>NFL TOTALS</b>		<b>44</b>	<b>15</b>

### MATT NELSON'S NFL POSTSEASON STATISTICS

DATE	TEAM	GP	GS
2023	Detroit	0	0
<b>NFL TOTALS</b>		<b>0</b>	<b>0</b>





# TYLER NUBIN

HEIGHT: 6-1  
WEIGHT: 199  
COLLEGE: MINNESOTA  
HOW ACQUIRED: D2-'24  
NFL EXP.: R  
GIANTS EXP.: R

S

31

## TRANSACTIONS

- » Originally a 2nd-round (47th pick overall) draft choice by the Giants in 2024.

## CAREER HIGHLIGHTS

- » Played in 55 games with 43 starts in 5 seasons at Minnesota...Intercepted a school-record 13 passes and led the Gophers in picks in each of his final 4 years, including a career-high 5 in 2023...Tallied 207 tackles (143 solo), 4.5 stops for loss, 2.0 sacks, 24 passes defended, three forced fumbles and one fumble recovery...Four-time Academic All-Big Ten selection (2020-23).
- » In 2023, started all 12 regular-season games...Named a first-team All-America by The Sporting News and 2nd-team by the AP, FWAA and Walter Camp Foundation...First-team All-Big Ten...Tied for 2nd on the team with 53 tackles (34 solo)...Led the Gophers with career-high totals of 5 interceptions and 9 passes defended...Forced one fumble and recovered one fumble...Intercepted 2 passes and made 3 tackles vs. Nebraska...Notched 7 tackles at North Carolina...Had one interception and recorded 5 tackles vs. Louisiana...Made 7 tackles vs. Michigan...Had 5 tackles, one interception and one pass breakup vs. Illinois...Intercepted a pass and returned it 52 yards and added 3 tackles vs. Wisconsin.
- » In 2022, started the 11 games in which he played...Did not play vs. Wisconsin and vs. Syracuse in the Pinstripe Bowl due to injury...Second-team All-Big Ten...Compiled 55 tackles (37 solo), both career-high totals, including 2 for loss...Recorded 4 interceptions, broke up 7 passes, and forced one fumble...Had 7 tackles at Michigan State...Made 5 tackles, forced one fumble, and had one interception vs. Purdue...Tallied 13 tackles, including 2 stops for loss, at Illinois...Contributed 3 solo tackles and intercepted 2 passes, one returned for 32 yards, vs. Rutgers...Broke up one pass and made 7 tackles at Nebraska...Registered 5 solo tackles and returned an interception 11 yards vs. Northwestern.
- » In 2021, started all 13 games...Honorable mention All-Big Ten...Led Minnesota with 3 interceptions and broke up 2 passes...Finished 3rd on the team with 52 tackles (38 solo) and had 1.0 sack...Registered 3 tackles vs. Ohio State and one interception vs. Miami (Ohio)...Totaled 4 tackles and intercepted one pass at Purdue...Had one tackle and one interception at Indiana...Named Defensive MVP vs. West Virginia in the Guaranteed Rate Bowl after recording 8 tackles, 1.0 sack and one pass breakup.
- » In 2020, started all 7 games in the COVID-shortened season...Tallied 41 tackles (30 solo), one interception and one forced fumble...Made his first career start vs. Michigan and finished with 8 tackles and one forced fumble...Made 8 tackles at Maryland, 5 at Illinois, and 4 vs. Iowa...Registered 7 tackles and picked up his first career interception at Nebraska.
- » As a freshman in 2019, played in 12 games...Recorded 6 tackles (4 solo) and 2 pass breakups...Made collegiate debut vs. South Dakota State...Tallied first tackle and broke up one pass vs. Illinois...Had 2 tackles at Northwestern and one vs. Auburn in the Outback Bowl.

## PERSONAL

- » Earned a bachelor's degree in business, management, marketing and related support services... Attended St. Charles (Ill.) North High School...Selected all-state as a senior, when recorded 51 tackles, 5 tackles for loss, and broke up 6 passes while leading team to its first ever state final appearance...On offense, caught 42 passes for 549 yards and 9 touchdowns, ran for 600 yards and 12 touchdowns on 109 carries from the quarterback position, and threw a 23-yard touchdown pass...Named the 2018 Courier-News Football Player of the Year...As a junior, recorded 26 tackles, including two for loss, intercepted 2 passes and broke up 10, and forced one fumble...In his sophomore season, recorded 18 tackles, intercepted 3 passes and broke up 2 more...Attended 2018 U.S. Army All-American Combine...Named a 3-time academic all-conference honoree...Son of Rodney and Sherese Nubin...Both of his parents were athletes at Eastern Michigan: his father played running back and cornerback (1993-97); his mother was a sprinter on the track team...Tyler's younger brother (Jordan) also played prep ball at St. Charles North and was a preferred walk-on at Minnesota as a defensive back. Because of depth issues, Jordan moved to running back last season and led the team in carries.

DEFENSIVE STATISTICS																
DATE	TEAM	GP	GS	TACKLES					INTERCEPTIONS				FUMBLES			
				TK	S	A	TFL	SK	NO	YDS	TD	PD	FF	FR	YDS	
2019	Minnesota	12	0	6	4	2	0.0	0.0	0	0	0	2	0	0	0	
2020	Minnesota	7	7	41	30	11	0.5	0.0	1	0	0	1	1	0	0	
2021	Minnesota	13	13	52	38	14	1.0	1.0	3	42	0	5	0	0	0	
2022	Minnesota	11	11	55	37	18	2.0	0.0	4	43	0	7	1	0	0	
2023	Minnesota	12	12	53	34	19	1.0	1.0	5	66	0	9	1	1	0	
<b>COLLEGE TOTALS</b>		<b>55</b>	<b>43</b>	<b>207</b>	<b>143</b>	<b>64</b>	<b>4.5</b>	<b>2.0</b>	<b>13</b>	<b>151</b>	<b>0</b>	<b>24</b>	<b>3</b>	<b>1</b>	<b>0</b>	



# RAKEEM NUÑEZ-ROCHES

[NOON-yez RO-ches]

DL

HEIGHT: 6-2  
WEIGHT: 305  
COLLEGE: SOUTHERN MISS  
HOW ACQUIRED: FA-'23  
NFL EXP.: 10TH YEAR  
GIANTS EXP.: 2ND YEAR

93

## TRANSACTIONS

- » Originally a 6th-round (217th pick overall) draft choice by the Kansas City Chiefs in 2015...Waived by Kansas City on Sept. 17, 2016...Signed to Kansas City's practice squad on Sept. 20, 2016...Elevated to the active roster on Oct. 18, 2016...Waived by Kansas City on May 8, 2018...Awarded off waivers to the Indianapolis Colts on May 11, 2018...Released by Indianapolis on Sept. 1, 2018...Signed by the Tampa Bay Buccaneers on Oct. 2, 2018...Signed as a free agent by the Giants on March 17, 2023.

## CAREER HIGHLIGHTS

- » Has played in 118 regular-season games with 42 starts and 8 postseason games with 4 starts for Kansas City, Tampa Bay, and the Giants...Started at nose tackle in the Buccaneers' Super Bowl LV victory against the Chiefs...Career totals include 158 tackles (83 solo), 15 tackles for loss, 13 quarterback hits, 0 sacks, one forced fumble, and one fumble recovery...In the playoffs, he has 10 tackles (2 solo), 2 tackles for loss and 5 quarterback hits.
- » In 2023, played in 16 regular-season games with 4 starts...Inactive with a knee injury at Philadelphia (12/25)...Recorded 26 tackles (14 solo), one quarterback hit, one pass defensed, one tackle for loss, and a half-sack.
- » Had 3 tackles (one solo) in his Giants debut vs. Dallas (9/10)...Tallied a season-high 4 tackles in consecutive appearances: one solo at New Orleans (12/17), and 3 solo and a half-sack vs. the Rams (12/31).
- » In 2022, played in all 17 regular-season games with 10 starts and played in one postseason game for Tampa Bay...Totaled 33 tackles (19 solo), 5 tackles for loss, 2.0 sacks, 3 quarterback hits, one forced fumble and one fumble recovery...Had 2 solo tackles, including a 9-yard sack of Matthew Stafford, vs. the Rams (11/6)...Tallied 4 tackles (3 solo), one of them a 9-yard sack of Jacoby Brissett, at Cleveland (11/27)...Made 2 tackles in the NFC Wild Card Game vs. Dallas (1/16).
- » In 2021, played in 16 games with one start and played in 2 postseason games...Recorded 17 tackles (5 solo), 3 tackles for loss, one quarterback hit and one forced fumble, plus 4 tackles (2 solo), 2 forced fumbles and one quarterback hit in the playoffs.
- » Recorded 2 tackles on 6 occasions – vs. Atlanta (9/19), at Washington (11/14), at Atlanta (12/5), vs. New Orleans (12/19), at the Jets (1/2) and vs. Carolina (1/9)...Played in the NFC Wild Card Game vs. Philadelphia (1/16)...Collected 4 tackles (2 solo) in the divisional round vs. the Rams (1/23).
- » In 2020, played in all 16 regular-season games with 11 starts and started all 4 postseason games for the Super Bowl-winning Bucs...Tallied 20 tackles (7 solo) and 3 quarterback hits...Added 3 tackles and one quarterback hit in the playoffs.
- » Made 2 tackles and a quarterback hit in the NFC Wild Card Game at Washington (1/9) and one stop in the divisional round at New Orleans (1/17)...Started, but did not record any statistics, in the NFC Championship Game at Green Bay (1/24) and in Super Bowl LV vs. Kansas City (2/7).
- » In 2019, played in 16 games for Tampa Bay and recorded 9 tackles (5 solo) and a fumble recovery, while adding depth to the NFL's top-ranked run defense...Recorded first career fumble recovery vs. the Giants (9/22)...Logged 2 tackles, including one for loss, at the Rams (9/29)...Posted one tackle and a quarterback hit of Matt Ryan at Atlanta (11/24).
- » In 2018, played in 3 games in his first season at Tampa Bay, recording 2 solo tackles...Recorded one solo tackle at Cincinnati (10/28) and at the Giants (11/18).
- » In 2017, played in 16 games with 11 starts in his final season with Kansas City...Totaled 23 tackles (14 solo), a half-sack and one quarterback hit...Split a sack of quarterback Trevor Siemian with Bennie Logan vs. Denver (10/30)...Collected a season-high 5 tackles (2 solo) at Dallas (11/5).
- » In 2016, played in 11 games with 5 starts for Kansas City...Tallied 23 tackles (14 solo), 5 tackles for loss, 1.0 sack and 3 quarterback hits...Also played in one postseason game.
- » Recorded 4 tackles, including 2 for loss, in his first career start, at Carolina (11/13)...Tallied a season-high 6 tackles at Denver (11/27)...Registered first career sack, of quarterback Derek Carr, vs. Oakland (12/8)...Credited with one tackle in the divisional round vs. Pittsburgh (1/15).
- » As a rookie in 2015, played in 7 games for Kansas City and recorded 4 tackles...Made one tackle in his NFL debut at Minnesota (10/18).

## COLLEGE

- » Played in 31 games in 4 seasons at Southern Mississippi...As a redshirt junior in 2014, started all 11 games and recorded 58 tackles (32 solo) with a team-high 14.0 tackles for loss and 3.0 sacks...Credited with 7 quarterback hurries and a blocked kick...Made a season-high 11 tackles at UTEP...In 2013, started first 2 games of the season before being sidelined with a season-ending injury...Received a medical redshirt...Recorded 8 tackles (2 solo) and had a season-high 5 stops in the season-opener vs. Texas State...In 2012, played in all 12 games with 11 starts on the interior defensive line...Tallied 37 tackles (22 solo) with 6 tackles for loss, 1.0 sack, forced one fumble and blocked one kick...Named honorable mention All-Conference USA...In 2011, played in 6 games and was selected to the conference's all-freshman team.

## OFF-THE-FIELD ACTIVITY

» Met with members from the Wounded Warriors Project during their visit to the Quest Diagnostics Training Center to watch practice and enjoy a day with the Giants...Participated in Jingle Jam, where he helped spread holiday joy to more than 500 New Jersey foster children by spending time with them and assisting with the gift distribution.

**PERSONAL**

» Majored in biological sciences and minored in chemistry...Full name is Rakeem Nathan Nunez-Roches...Prefers to be called "Nacho"...Son of Nancy Nunez... Tallied 132 career tackles, 17.0 sacks and 4 forced fumbles...Selected 2nd-team all-area by the Opelika-Auburn News and was an Alabama Top 50 player, ranking No. 39, by the Tuscaloosa News... In 2010, helped team finish 9-2 and capture the Region 3 6A Championship...Earned All-State accolades in basketball and voted best pitcher in baseball...Born in Dangriga, Belize.

**RAKEEM NUÑEZ-ROCHES' NFL REGULAR SEASON DEFENSIVE STATISTICS**

DATE	TEAM	GP	GS	TACKLES							INTERCEPTIONS					O. FUMB				ST				MISC													
				TK	S	A	TFL	YDS	SK	YDS	QBH	NO	YDS	LG	TD	PD	FF	FR	TD	YDS	TK	S	A	FF	FR	S	A										
2015	Kansas City	7	0	4	4	0	0	0	0.0	0.0	0	0	0	0	0	0	0	0	0	0	0	0	0	0	0	0	0	0	0	0	0	0	0	0	0	0	0
2016	Kansas City	11	5	23	14	9	5	18	1.0	8.0	3	0	0	0	0	0	0	0	0	0	0	0	0	0	0	0	0	0	0	0	0	0	0	0	0	0	0
2017	Kansas City	16	11	24	13	11	0	0	0.5	0.5	2	0	0	0	0	0	0	0	0	0	0	0	0	0	0	0	0	0	0	0	0	0	0	0	0	0	0
2018	Tampa Bay	3	0	2	2	0	0	0	0.0	0.0	0	0	0	0	0	0	0	0	0	0	0	0	0	0	0	0	0	0	0	0	0	0	0	0	0	0	0
2019	Tampa Bay	16	0	9	5	4	1	0	0.0	0.0	1	0	0	0	0	0	0	0	0	1	0	0	0	0	0	0	0	0	0	0	0	0	0	0	0	0	0
2020	Tampa Bay	16	11	20	7	13	0	0	0.0	0.0	3	0	0	0	0	0	0	0	0	0	0	0	0	0	0	0	0	0	0	0	0	0	0	0	0	0	0
2021	Tampa Bay	16	1	17	5	12	3	7	0.0	0.0	1	0	0	0	0	0	0	1	0	0	0	0	0	0	0	0	0	0	0	0	0	0	0	0	0	0	0
2022	Tampa Bay	17	10	33	19	14	5	24	2.0	18.0	3	0	0	0	0	0	0	0	0	0	0	0	0	0	0	0	0	0	0	0	0	0	0	0	0	0	0
2023	N.Y. Giants	16	4	26	14	12	1	1	0.5	5.0	1	0	0	0	0	0	1	0	0	0	0	0	0	0	0	0	0	0	0	0	0	0	0	0	0	0	0
<b>NFL TOTALS</b>		<b>118</b>	<b>42</b>	<b>158</b>	<b>83</b>	<b>75</b>	<b>15</b>	<b>50</b>	<b>4.0</b>	<b>31.5</b>	<b>14</b>	<b>0</b>	<b>0</b>	<b>0</b>	<b>0</b>	<b>1</b>	<b>1</b>	<b>1</b>	<b>0</b>	<b>0</b>	<b>0</b>	<b>0</b>	<b>0</b>	<b>0</b>	<b>0</b>	<b>0</b>	<b>0</b>	<b>0</b>	<b>0</b>	<b>0</b>	<b>0</b>	<b>0</b>	<b>0</b>	<b>0</b>	<b>0</b>	<b>0</b>	<b>0</b>

**RAKEEM NUÑEZ-ROCHES' NFL POSTSEASON DEFENSIVE STATISTICS**

DATE	TEAM	GP	GS	TACKLES							INTERCEPTIONS					O. FUMB				ST				MISC															
				TK	S	A	TFL	YDS	SK	YDS	QBH	NO	YDS	LG	TD	PD	FF	FR	TD	YDS	TK	S	A	FF	FR	S	A												
2015	Kansas City	0	0	0	0	0	0	0	0.0	0.0	0	0	0	0	0	0	0	0	0	0	0	0	0	0	0	0	0	0	0	0	0	0	0	0	0	0	0	0	
2016	Kansas City	1	0	1	0	1	0	0	0.0	0.0	0	0	0	0	0	0	0	0	0	0	0	0	0	0	0	0	0	0	0	0	0	0	0	0	0	0	0	0	0
2017	Kansas City	0	0	0	0	0	0	0	0.0	0.0	0	0	0	0	0	0	0	0	0	0	0	0	0	0	0	0	0	0	0	0	0	0	0	0	0	0	0	0	0
2020	Tampa Bay	4	4	3	0	3	0	0	0.0	0.0	1	0	0	0	0	0	0	0	0	0	0	0	0	0	0	0	0	0	0	0	0	0	0	0	0	0	0	0	0
2021	Tampa Bay	2	0	4	2	2	2	6	0.0	0.0	2	0	0	0	0	0	0	0	0	0	0	0	0	0	0	0	0	0	0	0	0	0	0	0	0	0	0	0	0
2022	Tampa Bay	1	0	2	0	2	0	0	0.0	0.0	2	0	0	0	0	0	0	0	0	0	0	0	0	0	0	0	0	0	0	0	0	0	0	0	0	0	0	0	0
<b>NFL TOTALS</b>		<b>8</b>	<b>4</b>	<b>10</b>	<b>2</b>	<b>8</b>	<b>2</b>	<b>6</b>	<b>0.0</b>	<b>0.0</b>	<b>5</b>	<b>0</b>	<b>0</b>	<b>0</b>	<b>0</b>	<b>0</b>	<b>0</b>	<b>0</b>	<b>0</b>	<b>0</b>	<b>0</b>	<b>0</b>	<b>0</b>	<b>0</b>	<b>0</b>	<b>0</b>	<b>0</b>	<b>0</b>	<b>0</b>	<b>0</b>	<b>0</b>	<b>0</b>	<b>0</b>	<b>0</b>	<b>0</b>	<b>0</b>	<b>0</b>	<b>0</b>	

**SINGLE-GAME HIGHS: DEFENSIVE**

**Total Tackles** 6 at Denver Broncos, Nov 27, 2016  
 5 vs. Minnesota Vikings, Dec 13, 2020  
 5 at Dallas Cowboys, Nov 05, 2017  
 5 vs. Tampa Bay Buccaneers, Nov 20, 2016  
 4 vs. Los Angeles Rams, Dec 31, 2023  
 ...6 more at 4.

**Solo Tackles** 5 at Denver Broncos, Nov 27, 2016  
 4 vs. Buffalo Bills, Nov 26, 2017  
 3 vs. Los Angeles Rams, Dec 31, 2023  
 3 at Dallas Cowboys, Nov 12, 2023  
 3 at Cleveland Browns, Nov 27, 2022  
 ...1 more at 3.

**Sacks** 1.0 at Cleveland Browns, Nov 27, 2022  
 1.0 vs. Los Angeles Rams, Nov 06, 2022  
 1.0 vs. Oakland Raiders, Dec 08, 2016  
 0.5 vs. Los Angeles Rams, Dec 31, 2023  
 ...1 more at 0.5.

**Forced Fumbles** 1 vs. Carolina Panthers, Jan 09, 2022  
**Fumble Recoveries** 1 vs. New York Giants, Sep 22, 2019  
**Tackles For Loss** 2 at Denver Broncos, Nov 27, 2016  
 1 at Dallas Cowboys, Nov 12, 2023  
 1 at Cleveland Browns, Nov 27, 2022  
 1 vs. Los Angeles Rams, Nov 06, 2022  
 ...10 more at 1.

**SINGLE-GAME HIGHS - POSTSEASON: DEFENSIVE**

**Total Tackles** 4 vs. Los Angeles Rams, Jan 23, 2022  
 2 at Washington Football Team, Jan 09, 2021  
 1 at New Orleans Saints, Jan 17, 2021  
 1 vs. Pittsburgh Steelers, Jan 15, 2017

**Solo Tackles** 2 vs. Los Angeles Rams, Jan 23, 2022

**Tackles For Loss** 2 vs. Los Angeles Rams, Jan 23, 2022





# AZEENZ OJULARI

[ah-ZEEZ oju-LAHR-ee]

**HEIGHT: 6-3**  
**WEIGHT: 240**  
**COLLEGE: GEORGIA**  
**HOW ACQUIRED: D2-'21**  
**NFL EXP.: 4TH YEAR**  
**GIANTS EXP.: 4TH YEAR**

**OLB**

**51**

**TRANSACTIONS**

- » Originally a 2nd-round (50th pick overall) draft choice by the Giants in 2021.

**CAREER HIGHLIGHTS**

- » Has played in 35 regular-season games with 25 starts and in 2 postseason games with one start for the Giants...Regular-season totals include 79 tackles (47 solo), 16.0 sacks, 27 quarterback hits, 14 tackles for loss, 4 forced fumbles, 3 passes defensed, and 2 fumble recovery...In the playoffs, he has 2 tackles (one solo), one tackle for loss and one quarterback hit.
- » In 2023, played in 11 games with 7 starts...Missed 6 games with hamstring and ankle injuries...Recorded 16 tackles (9 solo), 2.5 sacks, 7 quarterback hits, 3 tackles for loss, and one fumble recovery.
- » Tallied 4 tackles (one solo), 3 quarterback hits, one tackle for loss and a half-sack vs. Green Bay (12/11)...Contributed 4 solo tackles, including 2.0 sacks – his 3rd career multi-sack game - one quarterback hit, one tackle for loss, and one fumble recovery vs. Philadelphia (1/7).
- » In 2022, played in 7 games with 5 starts for the Giants...Missed 10 games with calf and ankle injuries...Did not start vs. Washington (12/4) or vs. Indianapolis (1/1)...Played in both postseason games, starting the NFC Wild Card Game at Minnesota (1/15)...In the regular season, totaled 14 tackles (9 solo), 3 tackles for loss, 5.5 sacks, 7 quarterback hits, one pass defensed, 3 forced fumbles and one fumble recovery...Despite playing in only 7 games, his 5.5 sacks were 2nd on the team to Dexter Lawrence’s 7.5...In the playoffs, added 2 tackles (one solo), a tackle for loss and a quarterback hit.
- » Recorded one tackle in his season debut vs. Dallas (9/26)...Recorded a strip-sack of quarterback Justin Fields, recovered by Kayvon Thibodeaux, vs. Chicago (10/2)...Inactive for the next 2 contests with a calf injury...On injured reserve from Oct. 21-Dec. 3.
- » In his first game back, strip-sacked Taylor Heinicke, recovered the fumble and tallied 4 tackles (3 solo) vs. Washington (12/4)...Led the Giants with 2.0 sacks and tied his season-high 4 tackles (2 solo) vs. Philadelphia (12/11)...Credited with a half-sack of Taylor Heinicke at Washington (12/18)...Recorded 1.0 sack of Kirk Cousins for a 6-yard loss at Minnesota (12/24)...Inactive in the regular-season finale at Philadelphia with an ankle injury (1/8).
- » Made one tackle for loss in the NFC Wild Card Game at Minnesota (1/15) and one stop the divisional round at Philadelphia (1/21).
- » As a rookie in 2021, played in all 17 games with 13 starts for the Giants...Finished the season with 49 tackles (29 solo), 8.0 sacks, 13 quarterback hits, 8 tackles for loss, 2 passes defensed and one forced fumble.
- » Led the Giants with a franchise rookie record 8.0 sacks and paced the team with 13 quarterback hits... He was the first rookie to lead the team since sacks became an official statistic in 1982...Dallas’ Micah Parsons (13.0) was the only other rookie to top his sacks in the 2021 season...Ojulari finished 3rd among NFL rookies in sacks, 4th in quarterback hits and tied for 4th in tackles for loss (8)...Tied for the 6th most sacks.

**Most Sacks by Rookies, Giants History**

Player, Year	Sacks
<b>Azeez Ojulari, 2021</b>	<b>8.0</b>
B.J. Hill, 2018	5.5
T3 Cornelius Griffin, 2000	5.0
T3 Andy Headen, 1983	5.0

- » Pro Football Hall of Famer Lawrence Taylor had 9.5 sacks as a rookie in 1981, the year before they became an official statistic by a player 21 or younger in NFL history.
- » Made his NFL debut vs. Denver (9/12) and sacked Broncos quarterback Teddy Bridgewater for a 3-yard loss...Started his first NFL game at Washington (9/16) and sacked quarterback Taylor Heinicke for a 16-yard loss, tied for the 2nd-longest sack by a Giant since 1994...Strip-sacked Falcons quarterback Matt Ryan with 14 seconds remaining in the 2nd quarter vs. Atlanta (9/26)...Also added 3 tackles (one solo) in the contest.
- » Ojulari was the only rookie in the NFL with at least 1.0 sack in each of his first 3 games and the 5th rookie since 2000 with at least 1.0 sack in each of his first 3 career games. The others were Baltimore’s Terrell Suggs in 2003, Oakland’s Tommy Kelly in 2004, and Cleveland’s Barkevious Mingo in 2013 and Myles Garrett in 2017.
- » Tallied 5 tackles (3 solo), 2.5 sacks, 4 quarterback hits and 3 tackles for loss vs. Carolina (10/24)...His 4 quarterback hits and 3 tackles for loss were the most by a Giants rookie, while his 2.5 sacks were the 2nd-most in a game since 1982 (B.J. Hill had 3.0 on Dec. 2, 2018)...Posted 5.5 sacks through the first 7 games of a season, which were the most by a Giant since Jason Pierre-Paul (8.5) and Osi Umenyiora (6.0) in 2011.

**Most Sacks in a Game by a Rookie, Giants History**

Player	Date	Opp.	Sacks
B.J. Hill	12/2/18	CHI	3.0



**Azeez Ojulari**

10 Times

**10/24/21 CAR 2.5**

2.0

- » Posted 2 tackles and one tackle for loss at Kansas City (11/1)...Recorded 2 tackles and his first career pass defended vs. Las Vegas (11/7)...Set the Giants rookie sack record when he tackled quarterback Tua Tagovailoa for a 9-yard loss at Miami (12/5)...Tallied a sack in the 2nd straight game when he took down quarterback Justin Herbert for a one-yard loss at the Chargers (12/12)...Produced 4 tackles (2 solo), a half-sack and one quarterback hit vs. Dallas (12/19)...Posted his 3rd game with multiple quarterback hits when he had 2 vs. Washington (1/9) in the season finale.

**COLLEGE**

- » Ojulari played in 27 games with 23 starts in 3 seasons at Georgia...Totals included 71 tackles (41 solo), 19.5 tackles for loss, 14.0 sacks, 5 forced fumbles, one fumble recovery and one pass defended...As a redshirt sophomore in 2020, Ojulari started all 10 games...Semifinalist for the Chuck Bednarik Award, which goes to the nation's top defensive player...Voted All-SEC 2nd Team by the league's head coaches and the AP...Finished with 31 tackles (22 solo)...Led the SEC with 12.5 stops for loss, 8.5 sacks and 4 forced fumbles...Had 5 sacks in the final 6 games...His 35 quarterback pressures were 11 more than any of his teammates had...Defensive MVP of the Chick-fil-A Peach Bowl, where he had 4 solo tackles in the Bulldogs' win vs. Cincinnati, including a career-best 3.0 sacks...In 2019, played in 14 games with 13 starts...Finished with a career-high 36 tackles (16 solo), including 6 tackles for loss and team-high totals of 5.5 sacks and 34 quarterback pressures...In 2018, redshirted and played in 3 games...Had one tackle for loss vs. Middle Tennessee State in his first collegiate action.

**OFF-THE-FIELD ACTIVITY**

- » Attended The Giants Foundation Golf Classic, which raised over \$400,000 for the foundation...Met with members from the Wounded Warriors Project during their visit at the Quest Diagnostic Training Facility to watch practice and enjoy a day with the Giants... Hosted a youth football camp in his home state of Georgia...Hosted children from the Boys and Girls Club of Newark for a holiday shopping spree and attended their holiday party to serve dinner and participate in holiday activities...Partnered with the American Heart Association to meet and play with students for 60 minutes and encourage them to be active and create healthy habits at Yantacaw Elementary School in Nutley, N.J....Participated in Jingle Jam, where he helped spread holiday joy to more than 500 New Jersey foster children, spending time with them and assisting with the gift distribution.

**PERSONAL**

- » Name is pronounced (ah-ZEEZ) (Oju-LAHR-ee)...Named to the 2020 SEC Community Service Team...Son of Nigerian immigrants...Born in Austell, Ga., Ojulari began playing football at age 9...Lettered in football and basketball at Marietta High School in Ga., spending 4 varsity seasons as a pass rusher and tight end...As a senior in 2017, led Marietta to the semifinals of the 7A state playoffs and contributed 118 tackles, 31.0 tackles for loss and 11.0 sacks before suffering a torn ACL in November...In his junior season, recorded 103 tackles, 17.0 tackles for loss and 8.0 sacks...His maternal grandfather, Prince Twins Seven-Seven, was a Nigerian prince (descendent of an Ibadan king) and accomplished African artist, who passed away in 2011...Mother, Bolanle, and father, Monsuru, are Nigerian natives who met in the mid-1990s after moving to Philadelphia, married and settled down in the Atlanta area...Brother, B.J., was a 2nd-round draft choice by the Arizona Cardinals in 2023, from LSU.

**AZEEZ OJULARI'S NFL REGULAR SEASON DEFENSIVE STATISTICS**

DATE	TEAM	GP	GS	TACKLES								INTERCEPTIONS					O. FUMB				ST				MISC					
				TK	S	A	TFL	YDS	SK	YDS	QBH	NO	YDS	LG	TD	PD	FF	FR	TD	YDS	TK	S	A	FF	FR	S	A			
2021	N.Y. Giants	17	13	49	29	20	8	44	8.0	53.0	13	0	0	0	0	2	1	0	0	0	0	0	0	0	0	0	0	0	0	0
2022	N.Y. Giants	7	5	14	9	5	3	25	5.5	31.5	7	0	0	0	0	1	3	1	0	0	0	0	0	0	0	0	0	0	0	
2023	N.Y. Giants	11	7	16	9	7	3	15	2.5	11.0	7	0	0	0	0	0	0	1	0	0	0	0	0	0	0	0	0	0		
<b>NFL TOTALS</b>		<b>35</b>	<b>25</b>	<b>79</b>	<b>47</b>	<b>32</b>	<b>14</b>	<b>84</b>	<b>16.0</b>	<b>95.5</b>	<b>27</b>	<b>0</b>	<b>0</b>	<b>0</b>	<b>0</b>	<b>3</b>	<b>4</b>	<b>2</b>	<b>0</b>	<b>0</b>	<b>0</b>	<b>0</b>	<b>0</b>	<b>0</b>	<b>0</b>	<b>0</b>	<b>0</b>	<b>0</b>	<b>0</b>	

**AZEEZ OJULARI'S NFL POSTSEASON DEFENSIVE STATISTICS**

DATE	TEAM	GP	GS	TACKLES								INTERCEPTIONS					O. FUMB				ST				MISC				
				TK	S	A	TFL	YDS	SK	YDS	QBH	NO	YDS	LG	TD	PD	FF	FR	TD	YDS	TK	S	A	FF	FR	S	A		
2022	N.Y. Giants	2	1	2	1	1	1	0	0.0	0.0	1	0	0	0	0	0	0	0	0	0	0	0	0	0	0	0	0	0	0
<b>NFL TOTALS</b>		<b>2</b>	<b>1</b>	<b>2</b>	<b>1</b>	<b>1</b>	<b>1</b>	<b>0</b>	<b>0.0</b>	<b>0.0</b>	<b>1</b>	<b>0</b>	<b>0</b>	<b>0</b>	<b>0</b>	<b>0</b>	<b>0</b>	<b>0</b>	<b>0</b>	<b>0</b>	<b>0</b>	<b>0</b>	<b>0</b>	<b>0</b>	<b>0</b>	<b>0</b>	<b>0</b>	<b>0</b>	

## SINGLE-GAME HIGHS: DEFENSIVE

<b>Total Tackles</b>	5 vs. Philadelphia Eagles, Nov 28, 2021 5 vs. Carolina Panthers, Oct 24, 2021 4 vs. Philadelphia Eagles, Jan 07, 2024 4 vs. Green Bay Packers, Dec 11, 2023 ...5 more at 4.	<b>Forced Fumbles</b>	1 at Washington Commanders, Dec 18, 2022 1 vs. Washington Commanders, Dec 04, 2022 1 vs. Chicago Bears, Oct 02, 2022 ...1 more at 1.
<b>Solo Tackles</b>	4 vs. Philadelphia Eagles, Jan 07, 2024 3 vs. Philadelphia Eagles, Dec 11, 2022 3 at Miami Dolphins, Dec 05, 2021 3 vs. Carolina Panthers, Oct 24, 2021 ...1 more at 3.	<b>Fumble Recoveries</b>	1 vs. Philadelphia Eagles, Jan 07, 2024 1 vs. Washington Commanders, Dec 04, 2022
<b>Sacks</b>	2.5 vs. Carolina Panthers, Oct 24, 2021 2.0 vs. Philadelphia Eagles, Jan 07, 2024 2.0 vs. Philadelphia Eagles, Dec 11, 2022 1.0 at Minnesota Vikings, Dec 24, 2022 1.0 vs. Washington Commanders, Dec 04, 2022 ...6 more at 1.0.	<b>Tackles For Loss</b>	3 vs. Carolina Panthers, Oct 24, 2021 2 vs. Philadelphia Eagles, Dec 11, 2022 1 vs. Philadelphia Eagles, Jan 07, 2024 1 at Philadelphia Eagles, Dec 25, 2023 1 vs. Green Bay Packers, Dec 11, 2023 ...6 more at 1.
<b>Passes Defensed</b>	1 vs. Washington Commanders, Dec 04, 2022 1 at Chicago Bears, Jan 02, 2022 1 vs. Las Vegas Raiders, Nov 07, 2021		

## SINGLE-GAME HIGHS - POSTSEASON: DEFENSIVE

<b>Total Tackles</b>	1 at Minnesota Vikings, Jan 15, 2023	<b>Tackles For Loss</b>	1 at Minnesota Vikings, Jan 15, 2023
<b>Solo Tackles</b>	1 at Minnesota Vikings, Jan 15, 2023		



# BOBBY OKEREKE

(oh-care-uh-KAY)

ILB

HEIGHT: 6-2  
WEIGHT: 235  
COLLEGE: STANFORD  
HOW ACQUIRED: FA-'23  
NFL EXP.: 6TH YEAR  
GIANTS EXP.: 2ND YEAR

58

## TRANSACTIONS

- » Originally a 3rd-round (89th pick overall) draft choice by the Indianapolis Colts in 2019...Signed as a free agent by the Giants on March 16, 2023.

## CAREER HIGHLIGHTS

- » Has played in 81 regular-season games with 66 starts for Indianapolis and the Giants and played in one postseason game for the Colts...Career totals include 558 tackles (377 solo), 27 passes defended, 26 tackles for loss, 10 quarterback hits, 8 forced fumbles, 5 interceptions, 5 fumble recoveries and 4.5 sacks...In the playoffs, he has 4 tackles (3 solo).
- » In his first season with the Giants in 2023, started all 17 games...Joined former teammate Xavier McKinney as the only NFL defensive players to play every snap (1,128 snaps)...Totaled a team-high 149 tackles (92 solo) which ranked 9th in the NFL and tied his single-season career-high for tackles, set the previous season in Indianapolis...Recorded double-digit tackle totals in 7 games...Produced 11 tackles for loss, 10 passes defended, 6 quarterback hits, 4 forced fumbles and a career-high tying 2 interceptions...His 4 forced fumbles tied for 5th-most in the NFL and his 10 passes defended tied for 2nd in the NFL among linebackers...Was the only player in the NFL with 140-plus tackles, 10+ tackles for loss, and 10+ passes defended.
- » Recorded 8 tackles (5 solo) and one forced fumble in his Giants debut vs. Dallas (9/10)...Began a streak of 4 consecutive games with 10+ tackles with 10 (6 solo) vs. Seattle (10/2)...Tallied 10 tackles (4 solo) 2 passes defended, and one interception of a Tua Tagovailoa pass he returned 7 yards at Miami (10/8)...Followed 11 tackles (8 solo), 2 tackles for loss, 2 passes defended and one forced fumble at Buffalo (10/15)...Became the 4th player in franchise history to record 10-plus tackles, 2-plus passes defended and one-plus forced fumbles in a game...Collected 11 tackles (7 solo) vs. Washington (10/22).
- » Made a season-high 14 tackles (6 solo) and a career-high 2 forced fumbles at Washington (11/19)...Became the 10th player since 1970 to record 14-plus tackles and 2-plus forced fumbles in a game...Recorded 8 tackles (7 solo), 2 passes defended, and intercepted a Mac Jones pass he returned 55 yards to set up the Giants' only touchdown vs. New England (11/26)...Had 10 tackles (8 solo) and one pass defended at Philadelphia (12/25)...Recorded a career-high 1.5 sacks as part of his 9 tackles (2 solo), and 2 quarterback vs. the Rams (12/31)...Recorded 8 tackles (5 solo), 1.0 sack, one quarterback hit, and one pass defended vs. Philadelphia (1/7).
- » In 2022, played in 17 games with 16 starts for Indianapolis...Did not start vs. Tennessee (10/2)...Recorded career-high totals of 149 tackles and 97 solo stops, 6 tackles for loss, 5 passes defended, 2 forced fumbles and 2 fumble recoveries.
- » Had 11 tackles (9 solo) at Jacksonville (9/18)...Posted 13 tackles (8 solo), including one for a 5-yard loss, vs. Jacksonville (10/16)...Recorded 10 tackles (6 solo) and also defended 2 passes at Tennessee (10/23)...Tallied a career-high 17 tackles (13 solo), including 2 for loss, and a forced fumble at the Giants (1/1).
- » In 2021, started all 17 games for Indianapolis...Led the team in total (130) and solo tackles (88), and had 3 tackles for loss, 1.0 sack, 2 interceptions, 4 passes defended and 2 quarterback hits...Ranked 9th in the NFL in solo tackles...Recorded a then career-high 14 tackles (9 solo) vs. Houston (10/17).
- » In 2020, played in 14 games with 8 starts and played in one postseason game for Indianapolis...Finished with 72 tackles (57 solo), 4 tackles for loss, one interception, 6 passes defended, one quarterback hit and 2 fumble recoveries.
- » Tallied 8 tackles (6 solo), including one for loss, at Chicago (10/4)...Led the team with 10 tackles (8 solo) at Cleveland (10/11)...Also intercepted a Baker Mayfield pass and returned it for 7 yards...In his first career playoff appearance, had 4 tackles (3 solo) in the AFC Wild Card Game at Buffalo (1/9).
- » As a rookie in 2019, played in 16 games with 8 starts...Collected 58 tackles (43 solo), 2 tackles for loss, 1.0 sack, 2 passes defended, one quarterback hit, 2 forced fumbles and one fumble recovery.
- » Had one tackle for loss in his NFL debut, at the Chargers (9/8)...Totaled 8 tackles (6 solo) in his first career start, vs. Atlanta (9/22).

## COLLEGE

- » Played in 51 games in 5 seasons at Stanford...Totaled 240 tackles (114 solo), 19 tackles for loss, 10.5 sacks, one interception, 9 passes defended, 3 forced fumbles and one fumble recovery...As a fifth-year senior in 2018, started all 13 games and was named a team captain...Recorded 96 tackles (52 solo), 7.5 tackles for loss, five passes defended, 4.5 sacks, 3 quarterback hurries, 2 forced fumbles, one fumble recovery and one safety...Was an All-PAC-12 honorable mention, Lott IMPACT Trophy quarterfinalist, Butkus and Bednarik Award watch list...In 2017, played in 14 games, making 96 tackles (48 solo), 7.5 tackles for loss, 4.0 sacks, 4 quarterback hurries, one forced fumble and one interception, which he returned for a touchdown...Was named an All-PAC-12 honorable mention...In 2016, started all 13 games as a junior, tallying 41 tackles (12 solo), 4.0 tackles for loss, 3.0 sacks, one pass defended and one quarterback hurry...In 2015, played in 11 games, making 7 tackles (2 solo) and one pass defended...Redshirted his freshman year.

**OFF-THE-FIELD ACTIVITY**

» Visited Lagos, Nigeria with teammate Kayvon Thibodeaux to help expand the game through the National Football League’s Africa program...Joined Diana Flores, the quarterback of the Mexican National Girls Flag Football Team, for a clinic with the Paterson (N.J.) Recreation girls flag football program, which was attended by more than 200 athletes from 8 teams... Participated in the Xavier McKinney Back to School Bash, where players handed out backpacks and other school supplies to 300 local kids at the Boys and Girls Club of Clifton (N.J.)...Met with members from the Wounded Warriors Project during their visit to the Quest Diagnostics Training Center to watch practice and enjoy a day with the Giants...Visited the Boys & Girls Club of Clifton (N.J.) to meet with 100 kids for a reading event and introduced a newly donated reading room and outdoor garden reading bench... Teamed up with Bob’s Furniture and LIISC of Newark to accompany a new homebuyer in Newark as she was surprised with a shopping spree at Bob’s Furniture, and unveiled her newly furnished home in front of loved ones and community members...Participated in Jingle Jam, where he helped spread holiday joy to more than 500 New Jersey foster children, spending time with them and assisting with the gift distribution... Represented Sephardic Bikur Holim during the NFL’s Week 13 My Cause My Cleats initiative.

**PERSONAL**

» Management, science and engineering major...Born Robert Nnanna Okereke in San Mateo, Calif.... First generation American...4-year varsity letter winner...Attended Foothill High School in Calif. and played under head coach Doug Case... Recorded 162 career tackles, 9.0 sacks, 4 interceptions, 7 passes defended and 2 interceptions returned for a touchdown...PrepStar All-America and National Football Foundation Scholar-Athlete Award winner (Orange County Chapter)...Awarded the 2014 Watkins Award, which recognizes "exceptionally talented African-American male athletes who, by their example, help promote high academic standards and a commitment to community service"...2013 Los Angeles Times All-Area first team, MaxPreps All-State Division II first team, Century League Player of the Year...2012 All-Century League first team...2011 Sophomore Varsity Rookie of the Year....2010 Foothill Coaches' Award...2014 Semper Fidelis All-America Game West team's defensive MVP...Earned the rank of Eagle Scout in 2013...His cousin, Amobi Okugo, played soccer at UCLA and plays as a midfielder and defender for the Austin Bold FC in the USL Championships league.

**BOBBY OKEREKE'S NFL REGULAR SEASON DEFENSIVE STATISTICS**

DATE	TEAM	GP	GS	TACKLES								INTERCEPTIONS						O. FUMB				ST				MISC	
				TK	S	A	TFL	YDS	SK	YDS	QBH	NO	YDS	LG	TD	PD	FF	FR	TD	YDS	TK	S	A	FF	FR	S	A
2019	Indianapolis	16	8	58	43	15	2	5	1.0	12.0	1	0	0	0	0	2	1	1	0	0	7	5	2	1	0	0	0
2020	Indianapolis	14	8	72	57	15	4	8	0.0	0.0	1	1	7	7	0	6	0	2	0	0	0	0	0	0	0	0	0
2021	Indianapolis	17	17	130	88	42	3	13	1.0	9.0	2	2	20	16	0	4	0	0	0	2	1	1	0	0	0	0	
2022	Indianapolis	17	16	149	97	52	6	15	0.0	0.0	0	0	0	0	0	5	2	2	0	2	2	0	0	0	0	0	
2023	N.Y. Giants	17	17	149	92	57	11	26	2.5	23.0	6	2	62	55	0	10	4	0	0	0	0	0	0	0	0	0	
<b>NFL TOTALS</b>		<b>81</b>	<b>66</b>	<b>558</b>	<b>377</b>	<b>181</b>	<b>26</b>	<b>67</b>	<b>4.5</b>	<b>44.0</b>	<b>10</b>	<b>5</b>	<b>89</b>	<b>55</b>	<b>0</b>	<b>27</b>	<b>7</b>	<b>5</b>	<b>0</b>	<b>0</b>	<b>11</b>	<b>8</b>	<b>3</b>	<b>1</b>	<b>0</b>	<b>0</b>	

**BOBBY OKEREKE'S NFL POSTSEASON DEFENSIVE STATISTICS**

DATE	TEAM	GP	GS	TACKLES								INTERCEPTIONS						O. FUMB				ST				MISC	
				TK	S	A	TFL	YDS	SK	YDS	QBH	NO	YDS	LG	TD	PD	FF	FR	TD	YDS	TK	S	A	FF	FR	S	A
2020	Indianapolis	1	0	4	3	1	0	0	0.0	0.0	0	0	0	0	0	0	0	0	0	0	0	0	0	0	0	0	
<b>NFL TOTALS</b>		<b>1</b>	<b>0</b>	<b>4</b>	<b>3</b>	<b>1</b>	<b>0</b>	<b>0</b>	<b>0.0</b>	<b>0.0</b>	<b>0</b>	<b>0</b>	<b>0</b>	<b>0</b>	<b>0</b>	<b>0</b>	<b>0</b>	<b>0</b>	<b>0</b>	<b>0</b>	<b>0</b>	<b>0</b>	<b>0</b>	<b>0</b>	<b>0</b>	<b>0</b>	



## SINGLE-GAME HIGHS: DEFENSIVE

<b>Total Tackles</b>	17 at New York Giants, Jan 01, 2023 14 at Washington Commanders, Nov 19, 2023 14 vs. Houston Texans, Oct 17, 2021 13 vs. Jacksonville Jaguars, Oct 16, 2022 12 at Minnesota Vikings, Dec 17, 2022 ...1 more at 12.	<b>Tackles For Loss</b>	3 vs. New York Jets, Oct 29, 2023 2 at Buffalo Bills, Oct 15, 2023 2 vs. Seattle Seahawks, Oct 02, 2023 2 at New York Giants, Jan 01, 2023 ...1 more at 2.
<b>Solo Tackles</b>	13 at New York Giants, Jan 01, 2023 10 vs. Tennessee Titans, Oct 31, 2021 9 at Jacksonville Jaguars, Sep 18, 2022 9 vs. Houston Texans, Oct 17, 2021 9 vs. Carolina Panthers, Dec 22, 2019	<b>Interceptions</b>	1 vs. New England Patriots, Nov 26, 2023 1 at Miami Dolphins, Oct 08, 2023 1 vs. New England Patriots, Dec 18, 2021 ...2 more at 1.
<b>Sacks</b>	1.5 vs. Los Angeles Rams, Dec 31, 2023 1.0 vs. Philadelphia Eagles, Jan 07, 2024 1.0 at Tennessee Titans, Sep 26, 2021 1.0 vs. Tennessee Titans, Dec 01, 2019	<b>Interception Return Yards</b>	16 vs. New England Patriots, Dec 18, 2021 7 at Cleveland Browns, Oct 11, 2020 4 vs. New York Jets, Nov 04, 2021
<b>Passes Defensed</b>	2 vs. New England Patriots, Nov 26, 2023 2 at Buffalo Bills, Oct 15, 2023 2 at Tennessee Titans, Oct 23, 2022 ...1 more at 2.	<b>Special Teams Tackles</b>	1 vs. Pittsburgh Steelers, Nov 28, 2022 1 vs. Washington Commanders, Oct 30, 2022 1 vs. Las Vegas Raiders, Jan 02, 2022 ...8 more at 1.
<b>Forced Fumbles</b>	2 at Washington Commanders, Nov 19, 2023 1 at Buffalo Bills, Oct 15, 2023 1 vs. Dallas Cowboys, Sep 10, 2023 1 at New York Giants, Jan 01, 2023 ...2 more at 1.	<b>Special Teams Forced Fumbles</b>	1 at Houston Texans, Nov 21, 2019
<b>Fumble Recoveries</b>	1 at New England Patriots, Nov 06, 2022 1 at Tennessee Titans, Oct 23, 2022 1 vs. Houston Texans, Dec 20, 2020 ...2 more at 1.	<b>Longest Own Fumble Return</b>	11 vs. Baltimore Ravens, Nov 08, 2020

## SINGLE-GAME HIGHS - POSTSEASON: DEFENSIVE

<b>Total Tackles</b>	4 at Buffalo Bills, Jan 09, 2021	<b>Solo Tackles</b>	3 at Buffalo Bills, Jan 09, 2021
----------------------	----------------------------------	---------------------	----------------------------------



# GUNNER OLSZEWSKI

[O-sheh-ski]

**HEIGHT: 6-0**  
**WEIGHT: 190**  
**COLLEGE: BEMIDJI STATE**  
**HOW ACQUIRED: FA-'23**  
**NFL EXP.: 6TH YEAR**  
**GIANTS EXP.: 2ND YEAR**

## WR

# 80

### HONORS

- » 2020 first-team all-pro punt returner
- » AFC Special Teams Player of the Week, 2020 Week 13
- » NFC Special Teams Player of the Week, 2023 Week 17

### TRANSACTIONS

- » Originally signed as a rookie free agent by the New England Patriots on May 23, 2019...Signed as a free agent by the Pittsburgh Steelers on March 22, 2022...Released by Pittsburgh on Oct. 21, 2023...Signed to the Giants' practice squad on Oct. 23, 2023, and to their active roster on Nov. 3, 2023...Re-signed as a free agent by the Giants on March 14, 2024.

### CAREER HIGHLIGHTS

- » Has played in 65 games with 4 starts for New England, Pittsburgh, and the Giants and played in one postseason game for the Patriots...Career totals include 15 receptions for 180 yards and one touchdown, 14 rushing attempts for 71 yards, an 11.9-yard average on 98 punt returns, including 70 and 94-yard touchdowns, and a 22.0-yard average on 41 kickoff returns, with a long runback of 37 yards.
- » Led the NFL with a 17.3-yard punt return average in 2020 (20 returns for 346 yards and one touchdown), the highest return average in Patriots history and the 2nd-highest in the NFL since 1970...Named AP first-team all-pro, Pro Football Weekly All-NFL Team, PFWA All-AFC Team and Sporting News All-Pro.
- » In 2023, played 2 games for Pittsburgh and 10 for the Giants...For the Steelers, returned one punt for 8 yards and 2 kickoffs for 24 yards...With the Giants, returned 23 punts for 273 yards (11.9-yard avg.) and one touchdown...Add one tackle and one fumble recovery on special teams.
- » Had 4 punt returns for 108 yards against the Rams (12/31), including a career-long 94-yard punt that was the 2nd-longest punt return in the NFL in 2023, the 2nd-longest in Giants history, and the team's longest in 95 years...On Sept. 30, 1928, Al Youngblood scored on a 95-yard return in a season-opening road game against the Pottsville Maroons.
- » Before Olszewski's long score, the Giants had played 132 regular-season and three postseason games since their last punt return touchdown...Dwayne Harris scored on an 80-yard return vs. the Jets on Dec. 6, 2015.
- » Against the Rams, the Giants also scored on an 80-yard pass from Tyrod Taylor to Darius Slayton...The Giants have played 1,455 games in their history, including the postseason, and that is the only one in which they scored 2 touchdowns of 80 or more yards.
- » Returned a season-high 6 punts for 56 yards (9.3-yard avg.) in his Giants debut vs. the Jets (10/29).
- » In 2022, played in 16 games with 2 starts for Pittsburgh...Returned 3 kickoffs for 46 yards (15.3-yard avg.) and 8 punts for 55 yards (6.9-yard avg.)...Caught 5 passes for 53 yards and had 8 carries for 39 yards...Registered 2 tackles on special teams...Had a career-long 18-yard run vs. New England (9/18)...Tallied a career-high 39 receiving yards, including a season-long 31-yarder, vs. Cincinnati (11/20).
- » In his final season in New England in 2021, played in 16 regular-season games primarily as the team's primary punt and kickoff returner...Returned 26 punts for 309 yards, an 11.9-yard average that tied for 2nd in the NFL...Added 18 kickoffs for 416 yards (23.1-yard avg.)...Caught 2 passes for 31 yards...Had 3 punt returns of 20 or more yards at the Chargers (10/31) to become the first NFL player with 3 such returns in a game since Indianapolis' Nyheim Hines on Dec. 22, 2019, vs. Tennessee...First Patriot to do so since Troy Brown on Sept. 11, 2000, at the Jets...Registered a career-long 37-yard kickoff return vs. Tennessee (11/28).
- » In 2020, played 13 regular-season games with 2 starts...Missed the season's first 3 games with an injury...Averaged 17.3 yards on 20 punts and 23.2 yards on 18 kickoff returns...His 17.3-yard punt return average led the NFL and was the highest average in New England history, and the 2nd-highest in the league since 1970...Fourth player in franchise history to lead the league in punt return average...Named AP first-team all-pro, Pro Football Weekly All-NFL, PFWA All-AFC Team and Sporting News All-Pro...Caught 5 passes for 62 yards and one touchdown and rushed for 23 yards on 5 carries.
- » Named AFC Special Teams Player of the Week for his performance at the Chargers (12/6), when he returned 3 punts for 145 yards (48.3-yard avg.)...His 145 punt return yards were the 2nd-highest total in franchise history...Scored on a 70-yard punt return and added a 61-yard runback...Became the first player in New England history with 2 punt returns of at least 60 yards in a game...Also caught a 38-yard touchdown pass to become the 4th player in Patriots history to score on a punt return and a reception in a game...Made his first NFL start at wide receiver at Buffalo (11/1)...Returned 2 punts for yards vs. Arizona (11/29), including a then career-long 58 yards.
- » As a rookie in 2019, played in 8 games before being placed on injured reserve (11/19)...Returned 20 punts for 179 yards (9.0-yard avg.) and caught 2 passes for 34 yards... Made his NFL debut vs. Pittsburgh (9/8) and returned 2 punts for 35 yards.

### COLLEGE

- » Played in 42 games at Bemidji State (2015-18)...Was a defensive back before switching to wide receiver in pursuit of an NFL career...Registered 310 tackles (183 solo), 40 passes defended, 13 interceptions, 9 tackles for loss, 3 forced fumbles, one fumble recovery and 1.0 sack...Averaged 29.7 yards on 11 kickoff returns and 13.4 yards on 69 punt returns...Named 2018 NSIC Defensive Player of the Year and AFCA DII All-America First Team...Three-time NSIC North Division All-Conference first team...Voted Bemidji State's defensive and special teams MVP...Played baseball at Bemidji State before an injury sidelined him during his junior season and focus shifted to football...Played in 91 games and batted .316 with 18 doubles, 4 triples, 8 home runs, 53 RBI, 60 runs scored and 30 stolen bases (in 37 attempts).

### OFF-THE-FIELD ACTIVITY

- » Met with members from the Wounded Warriors Project during their visit to the Quest Diagnostics Training Center to watch practice and enjoy a day with the Giants...Participated in Jingle Jam, where he helped spread holiday joy to over 500 New Jersey foster children by spending time with them and assisting with the gift distribution.

### PERSONAL

- » Earned 2 varsity letters in both football and baseball at Alvin (Texas) High School...Two-time first-team all-district safety...Holds the school record for career tackles (270) and interceptions (7) and single-season tackles (150)...As a senior Olszewski forced 6 fumbles and returned 3 punts for touchdowns...Academic honor role...Son of Eric and Collette Olszewski...Father, Eric, was a minor league baseball pitcher in the Atlanta Braves organization.

### GUNNER OLSZEWSKI'S NFL REGULAR SEASON RUSHING/RECEIVING STATISTICS

DATE	TEAM	GP	GS	RECEIVING					RUSHING				
				NO.	YDS.	AVG.	LG	TD	NO.	YDS.	AVG.	LG	TD
2019	New England	8	0	2	34	17.0	29	0	0	0	0.0	0	0
2020	New England	13	2	5	62	12.4	38†	1	5	23	4.6	12	0
2021	New England	16	0	2	31	15.5	22	0	1	9	9.0	9	0
2022	Pittsburgh	16	2	5	53	10.6	31	0	8	39	4.9	18	0
2023	Pittsburgh	2	0	1	0	0.0	0	0	0	0	0.0	0	0
				Went from Pittsburgh to N.Y. Giants.									
2023	N.Y. Giants	10	0	0	0	0.0	0	0	0	0	0.0	0	0
2023	TOTAL	12	0	1	0	0.0	0	0	0	0	0.0	0	0
<b>NFL TOTALS</b>		<b>65</b>	<b>4</b>	<b>15</b>	<b>180</b>	<b>12.0</b>	<b>38†</b>	<b>1</b>	<b>14</b>	<b>71</b>	<b>5.1</b>	<b>18</b>	<b>0</b>

### GUNNER OLSZEWSKI'S NFL POSTSEASON RUSHING/RECEIVING STATISTICS

DATE	TEAM	GP	GS	RECEIVING					RUSHING				
				NO.	YDS.	AVG.	LG	TD	NO.	YDS.	AVG.	LG	TD
2019	New England	0	0	0	0	0.0	0	0	0	0	0.0	0	0
2021	New England	1	0	0	0	0.0	0	0	0	0	0.0	0	0
<b>NFL TOTALS</b>		<b>1</b>	<b>0</b>	<b>0</b>	<b>0</b>	<b>0.0</b>	<b>0</b>	<b>0</b>	<b>0</b>	<b>0</b>	<b>0.0</b>	<b>0</b>	<b>0</b>

### GUNNER OLSZEWSKI'S NFL REGULAR SEASON RETURN STATISTICS

DATE	TEAM	KICKOFF RETURNS					PUNT RETURNS						
		RET.	YDS.	AVG.	LG	TD	NO.	FC	YDS.	AVG.	LG	TD	
2019	New England	0	0	0.0	0	0	20	16	179	9.0	22	0	
2020	New England	18	418	23.2	33	0	20	11	346	17.3	70†	1	
2021	New England	18	416	23.1	37	0	26	10	309	11.9	27	0	
2022	Pittsburgh	3	46	15.3	27	0	8	5	55	6.9	20	0	
2023	Pittsburgh	2	24	12.0	24	0	1	1	8	8.0	8	0	
				Went from Pittsburgh to N.Y. Giants.									
2023	N.Y. Giants	0	0	0.0	0	0	23	7	273	11.9	94†	1	
2023	TOTAL	2	24	12.0	24	0	24	8	281	11.7	94†	1	
<b>NFL TOTALS</b>		<b>41</b>	<b>904</b>	<b>22.0</b>	<b>37</b>	<b>0</b>	<b>98</b>	<b>50</b>	<b>1,170</b>	<b>11.9</b>	<b>94†</b>	<b>2</b>	

### GUNNER OLSZEWSKI'S NFL POSTSEASON RETURN STATISTICS

DATE	TEAM	KICKOFF RETURNS					PUNT RETURNS					
		RET.	YDS.	AVG.	LG	TD	NO.	FC	YDS.	AVG.	LG	TD
2019	New England	0	0	0.0	0	0	0	0	0	0.0	0	0
2021	New England	5	103	20.6	26	0	0	0	0	0.0	0	0
<b>NFL TOTALS</b>		<b>5</b>	<b>103</b>	<b>20.6</b>	<b>26</b>	<b>0</b>	<b>0</b>	<b>0</b>	<b>0</b>	<b>0.0</b>	<b>0</b>	<b>0</b>

## SINGLE-GAME HIGHS: RUSHING/RECEIVING

<b>Rush Attempts</b>	3 at New York Jets, Nov 09, 2020 2 vs. Cleveland Browns, Jan 08, 2023 2 at Atlanta Falcons, Dec 04, 2022 1 at Baltimore Ravens, Jan 01, 2023 1 at Indianapolis Colts, Nov 28, 2022 ...5 more at 1.	<b>Longest Kickoff Return</b>	37 vs. Tennessee Titans, Nov 28, 2021 33 vs. San Francisco 49ers, Oct 25, 2020 31 vs. New York Jets, Oct 24, 2021 31 at New York Jets, Nov 09, 2020 31 vs. San Francisco 49ers, Oct 25, 2020
<b>Rushing Yards</b>	18 vs. New England Patriots, Sep 18, 2022 16 at New York Jets, Nov 09, 2020 9 at Indianapolis Colts, Nov 28, 2022 9 vs. Buffalo Bills, Dec 26, 2021 6 at Baltimore Ravens, Jan 01, 2023 ...1 more at 6.	<b>Fair Catches</b>	5 at Washington Commanders, Oct 06, 2019 4 vs. Jacksonville Jaguars, Jan 02, 2022 3 at Miami Dolphins, Oct 23, 2022 3 at Miami Dolphins, Sep 15, 2019 3 vs. Pittsburgh Steelers, Sep 08, 2019
<b>Longest Runs</b>	18 vs. New England Patriots, Sep 18, 2022 12 at New York Jets, Nov 09, 2020 9 at Indianapolis Colts, Nov 28, 2022 9 vs. Buffalo Bills, Dec 26, 2021 6 at Baltimore Ravens, Jan 01, 2023 ...1 more at 6.	<b>Punt Return Yards</b>	145 at Los Angeles Chargers, Dec 06, 2020 108 vs. Los Angeles Rams, Dec 31, 2023 80 at Los Angeles Chargers, Oct 31, 2021 67 vs. Arizona Cardinals, Nov 29, 2020 56 vs. New York Jets, Oct 29, 2023
<b>Receptions</b>	2 vs. Cincinnati Bengals, Nov 20, 2022 2 vs. New York Jets, Jan 03, 2021 2 vs. New York Giants, Oct 10, 2019 1 vs. Cleveland Browns, Sep 18, 2023 ...8 more at 1.	<b>Longest Punt Return</b>	94t vs. Los Angeles Rams, Dec 31, 2023 70t at Los Angeles Chargers, Dec 06, 2020 61 at Los Angeles Chargers, Dec 06, 2020 58 vs. Arizona Cardinals, Nov 29, 2020 27 at Los Angeles Chargers, Oct 31, 2021
<b>Receiving Yards</b>	39 vs. Cincinnati Bengals, Nov 20, 2022 38 at Los Angeles Chargers, Dec 06, 2020 34 vs. New York Giants, Oct 10, 2019 22 vs. New York Jets, Oct 24, 2021 14 vs. New York Jets, Jan 03, 2021	<b>Punt Returns</b>	8 vs. New York Jets, Sep 22, 2019 6 vs. New York Jets, Oct 29, 2023 5 at Los Angeles Rams, Dec 10, 2020 4 vs. Los Angeles Rams, Dec 31, 2023 4 at Los Angeles Chargers, Oct 31, 2021
<b>Longest Receptions</b>	38t at Los Angeles Chargers, Dec 06, 2020 31 vs. Cincinnati Bengals, Nov 20, 2022 29 vs. New York Giants, Oct 10, 2019 22 vs. New York Jets, Oct 24, 2021 12 vs. New York Jets, Jan 03, 2021	<b>Punt Return TDs</b>	1 vs. Los Angeles Rams, Dec 31, 2023 1 at Los Angeles Chargers, Dec 06, 2020
<b>Receiving TDs</b>	1 at Los Angeles Chargers, Dec 06, 2020	<b>Punt Return Average</b>	48.3 at Los Angeles Chargers, Dec 06, 2020 27.0 vs. Los Angeles Rams, Dec 31, 2023 20.0 at Los Angeles Chargers, Oct 31, 2021 16.3 at Washington Commanders, Oct 06, 2019 12.0 vs. New York Jets, Jan 03, 2021
<b>All-Purpose Yards</b>	183 at Los Angeles Chargers, Dec 06, 2020 155 vs. San Francisco 49ers, Oct 25, 2020 115 at New York Jets, Nov 09, 2020 109 vs. New York Jets, Oct 24, 2021 108 vs. Los Angeles Rams, Dec 31, 2023	<b>Kickoff Return Average</b>	28.0 vs. Tennessee Titans, Nov 28, 2021 25.8 vs. San Francisco 49ers, Oct 25, 2020 25.0 at New York Jets, Nov 09, 2020 21.7 at Houston Texans, Oct 10, 2021 17.7 at Buffalo Bills, Nov 01, 2020
<b>Kickoff Returns</b>	6 vs. San Francisco 49ers, Oct 25, 2020 4 at New York Jets, Nov 09, 2020 3 vs. Tennessee Titans, Nov 28, 2021 3 at Houston Texans, Oct 10, 2021 3 at Buffalo Bills, Nov 01, 2020	<b>Special Teams Tackles</b>	3 vs. Jacksonville Jaguars, Jan 02, 2022 2 at Atlanta Falcons, Nov 18, 2021 1 at Dallas Cowboys, Nov 12, 2023 1 at Philadelphia Eagles, Oct 30, 2022 1 vs. Tampa Bay Buccaneers, Oct 16, 2022 ...5 more at 1.
<b>Kickoff Return Yards</b>	155 vs. San Francisco 49ers, Oct 25, 2020 100 at New York Jets, Nov 09, 2020 84 vs. Tennessee Titans, Nov 28, 2021 65 at Houston Texans, Oct 10, 2021 57 vs. New York Jets, Oct 24, 2021	<b>Most TDs</b>	2 at Los Angeles Chargers, Dec 06, 2020 1 vs. Los Angeles Rams, Dec 31, 2023

## SINGLE-GAME HIGHS - POSTSEASON: RUSHING/RECEIVING

<b>All-Purpose Yards</b>	103 at Buffalo Bills, Jan 15, 2022	<b>Longest Kickoff Return</b>	26 at Buffalo Bills, Jan 15, 2022
<b>Kickoff Returns</b>	5 at Buffalo Bills, Jan 15, 2022		25 at Buffalo Bills, Jan 15, 2022
<b>Kickoff Return Yards</b>	103 at Buffalo Bills, Jan 15, 2022		21 at Buffalo Bills, Jan 15, 2022
			16 at Buffalo Bills, Jan 15, 2022
			15 at Buffalo Bills, Jan 15, 2022
		<b>Kickoff Return Average</b>	20.6 at Buffalo Bills, Jan 15, 2022
		<b>Special Teams Tackles</b>	1 at Buffalo Bills, Jan 15, 2022



2023 GAME-BY-GAME REGULAR-SEASON STATISTICS (PITTSBURGH/N.Y. GIANTS)

DATE	OPPONENT	P/S	KICKOFF RETURNS					PUNT RETURNS					W/L	SCORE	
			RET	YDS	AVG	LG	TD	NO	FC	YDS	AVG	LG			TD
09/10	San Francisco													L	7-30
09/18	Cleveland	P	1	0	0.0	0	0	0	0	0	0.0	0	0	W	26-22
09/24	at Las Vegas													W	23-18
10/01	at Houston													L	6-30
10/08	Baltimore	P	1	24	24.0	24	0	1	1	8	8.0	8	0	W	17-10
10/22	at L.A. Rams													W	24-17
NOT ON ANY TEAM															
Went from Pittsburgh to N.Y. Giants.															
10/29	N.Y. Jets	P	0	0	0.0	0	0	6	2	56	9.3	15	0	L	10-13+
11/05	at Las Vegas	P	0	0	0.0	0	0	3	0	33	11.0	17	0	L	6-30
11/12	at Dallas	P	0	0	0.0	0	0	0	1	0	0.0	0	0	L	17-49
11/19	at Washington	P	0	0	0.0	0	0	2	0	16	8.0	9	0	W	31-19
11/26	New England	P	0	0	0.0	0	0	1	2	6	6.0	6	0	W	10-7
12/11	Green Bay	P	0	0	0.0	0	0	0	1	0	0.0	0	0	W	24-22
12/17	at New Orleans	P	0	0	0.0	0	0	2	1	15	7.5	13	0	L	6-24
12/25	at Philadelphia	P	0	0	0.0	0	0	2	0	10	5.0	6	0	L	25-33
12/31	L.A. Rams	P	0	0	0.0	0	0	4	0	108	27.0	94†	1	L	25-26
01/07	Philadelphia	P	0	0	0.0	0	0	3	0	29	9.7	15	0	W	27-10
<b>2023 TOTALS</b>		<b>12-0</b>	<b>2</b>	<b>24</b>	<b>12.0</b>	<b>24</b>	<b>0</b>	<b>24</b>	<b>8</b>	<b>281</b>	<b>11.7</b>	<b>94†</b>	<b>1</b>	<b>8-8</b>	

+ - Overtime



# GERVARRIUS OWENS

HEIGHT: 6-0  
WEIGHT: 200  
COLLEGE: HOUSTON  
HOW ACQUIRED: D7-'23  
NFL EXP.: 2ND YEAR  
GIANTS EXP.: 2ND YEAR

S

39

## TRANSACTIONS

- » Originally a 7th-round (254th pick overall) draft choice by the Giants in 2023.

## CAREER HIGHLIGHTS

- » As a rookie in 2023, played in 3 games and recorded one tackle and one fumble recovery on special teams at Washington (11/19).

## COLLEGE

- » Played in 46 games with 41 starts at Houston after beginning his collegiate career at Northeastern Oklahoma A&M...Totals include 195 tackles (132 solo), 6.5 tackles for loss, a half-sack, 4 interceptions, 21 passes defended, 2 forced fumbles, one fumble recovery and 2 blocked kicks.
- » As a senior in 2022, started all 12 games in which he played at free safety...Missed one game with a concussion...Team captain...Second-team All-American Athletic Conference...Participated in 584 defensive snaps...Second on team with a career-high 74 tackles and 8 pass breakups...Led the Cougars with 54 solo stops...Added 2 forced fumbles, one interception and one fumble recovery...Registered 8 or more tackles in 6 games...Had 9tackles, one forced fumble and one fumble recovery at Memphis...Was the only Cougar with 3+ pass breakups in multiple games (at Texas Tech, vs. Temple)...Returned an interception 24 yards at Texas Tech.
- » In 2021, played in 14 games with 13 starts...Selected first-team All-AAC...Tallied 39 tackles (23 solo), career-high 3 stops for loss, 2 interceptions, including one he returned for a touchdown, and 4 passes defended...Biggest play was a 45-yard pick 6 vs. Tulsa...Recorded 7 or more tackles in each of the final 3 games, vs. UConn, Cincinnati and Auburn and had consecutive games with 5 tackles, vs. Tulane and East Carolina.
- » In 2020, played in 8 games with 5 starts...Finished 4th on the team with 28 tackles (18 solo)...Had 2 tackles for loss and 2 pass breakups...Recorded at least 5 tackles in each of the first 5 games...Collected a season-high 6 tackles in 3 straight games, vs. BYU, Navy and Central Florida.
- » In his first season with Houston in 2019, played in 12 games at cornerback and safety with 11 starts...Tied for second nationally with 2 blocked punts...Fourth on the team with 54 tackles (37 solo)...Recorded a half-sack, one interception and 5 passes defended...Tallied 7 tackles at Oklahoma...Shared the team lead with 9 tackles and blocked 2 punts vs. Memphis...Led the team with 10 tackles and recorded his first interception and half-sack of his career at Tulsa.

## OFF-THE-FIELD ACTIVITY


- » Joined Project Kind, an organization to support those experiencing homelessness, to host an event with 125 people from the organization for a day of haircuts, spa treatments and lunch at MetLife stadium... The entire 2023 rookie class visited Harlem, where players were split into groups to visit 4 different schools and hosted a flag football clinic for 50 of the boys in the Harlem Giants program... To celebrate Halloween, dressed in costume to visit patients and distribute giftbags at Hackensack University Medical Center's Joseph M. Sanzari Children's Hospital... Continued the annual rookie Thanksgiving tradition at the Community Kitchen located at the Food Bank for New York City in Harlem to hand out turkeys and meals for people in need... Met with members from the Wounded Warriors Project during their visit to the Quest Diagnostics Training Center to watch practice and enjoy a day with the Giants.

## PERSONAL

- » Earned Bachelor of Science degree in sociology...Four-year letterwinner as a safety and wide receiver at Southmoore High School in Moore, Ok...As a sophomore, posted 88 tackles, 7.0 tackles for loss and 3.0 sacks...In his junior season, he finished with 64 tackles, 13.0 tackles for loss, 10 passes defended and 2 interceptions, adding 15 receptions for 406 yards (27.1-yard avg.) and 7 touchdowns on offense...Led Southmoore as a senior in 2016 with 40 catches for 811 yards and 8 touchdowns...Also accounted for 58 tackles and one forced fumble in 2016...Played in the OSSA All-Star Game...Also lettered in track and wrestling.

### GERVARRIUS OWENS' NFL REGULAR SEASON DEFENSIVE STATISTICS

DATE	TEAM	GP	GS	TACKLES							INTERCEPTIONS					O. FUMB				ST				MISC						
				TK	S	A	TFL	YDS	SK	YDS	QBH	NO	YDS	LG	TD	PD	FF	FR	TD	YDS	TK	S	A	FF	FR	S	A			
2023	N.Y. Giants	3	0	0	0	0	0	0	0.0	0.0	0	0	0	0	0	0	0	0	0	0	0	0	0	1	0	1	0	1	0	0
<b>NFL TOTALS</b>		<b>3</b>	<b>0</b>	<b>0</b>	<b>0</b>	<b>0</b>	<b>0</b>	<b>0</b>	<b>0.0</b>	<b>0.0</b>	<b>0</b>	<b>0</b>	<b>0</b>	<b>0</b>	<b>0</b>	<b>0</b>	<b>0</b>	<b>0</b>	<b>0</b>	<b>0</b>	<b>0</b>	<b>0</b>	<b>1</b>	<b>0</b>	<b>1</b>	<b>0</b>	<b>1</b>	<b>0</b>	<b>0</b>	



# DRU PHILLIPS

HEIGHT: 5-11  
WEIGHT: 190  
COLLEGE: KENTUCKY  
HOW ACQUIRED: D3-'24  
NFL EXP.: R  
GIANTS EXP.: R

CB

22

### TRANSACTIONS

- » Originally a 3rd-round (70th pick overall) draft choice by the Giants in 2024.

### CAREER HIGHLIGHTS

- » Phillips played in 38 games with 16 starts in 4 seasons at Kentucky...Career totals include 82 tackles (55 solo), 3 stops for loss and 10 passes defended.
- » In 2023, started all 12 games in which he played...Did not play vs. Alabama due to injury...Posted a career-high 47 tackles (33 solo), 1.5 tackles for loss, and was 2nd on the team with 5 passes defended...Played both outside corner and in the slot...had a career-high 7 tackles vs. Tennessee...Totaled 5 solo tackles, including one stop for loss, and broke up one pass, vs. Vanderbilt.
- » In 2022, played in all 13 games with 4 starts...Tallied 31 tackles (19 solo), 1.5 tackles for loss and 5 passes defended...Made 5 tackles and a pass defended in his first career start, vs. Miami (Ohio)...Broke up 2 passes vs. Tennessee...Collected a career-high 6 tackles, including 1.5 for loss, vs. Missouri...Named to SEC Fall Academic Honor Roll.
- » As a redshirt freshman in 2021, played in 9 games and had 3 tackles – one each vs. Georgia, New Mexico State, and Iowa.
- » In 2020, played in 4 games before being redshirted...Made his collegiate debut vs. Vanderbilt...Credited with his first tackle vs. South Carolina.

### PERSONAL

- » Graduated in December 2023 with a degree in integrated strategic communication...Starred at Mauldin (S.C.) High School...As a senior, contributed 38 tackles, 2 interceptions, 8 pass breakups, and one fumble recovery...Named 5A first-team all-state by the South Carolina Football Coaches Association...Selected to the Shrine Bowl of the Carolinas... As a junior, posted 29 tackles, 1.0 sack, one interception and one forced fumble...Varsity starter as a sophomore, when he finished with 50 tackles, 15 passes defended and one interception, earning all-region honors and helping the team to an 8-5 record... Three-year letterwinner on the track team...Ranked No. 1 nationally, 2-time state champion and 3-time all-region selection in the triple jump... Won the 2019 state championship with a jump of 49 feet, 4 inches...Son of Carlos and LaTonya Phillips...Carlos played linebacker at Kentucky and LaTonya was a standout athlete at Danville High School.

DATE	TEAM	GP	GS	DEFENSIVE STATISTICS													
				TACKLES						INTERCEPTIONS				FUMBLES			
				TK	S	A	TFL	SK	YDS	NO	YDS	TD	PD	FF	FR	YDS	
2020	Kentucky	4	0	1	0	1	0.0	0.0	0	0	0	0	0	0	0	0	0
2021	Kentucky	9	0	3	3	0	0.0	0.0	0	0	0	0	0	0	0	0	0
2022	Kentucky	13	4	31	19	12	1.5	0.0	0	0	0	0	5	0	0	0	0
2023	Kentucky	12	12	47	33	14	1.5	0.0	0	0	0	0	5	0	0	0	0
<b>COLLEGE TOTALS</b>		<b>38</b>	<b>16</b>	<b>82</b>	<b>55</b>	<b>27</b>	<b>3.0</b>	<b>0.0</b>	<b>0</b>	<b>0</b>	<b>0</b>	<b>0</b>	<b>10</b>	<b>0</b>	<b>0</b>	<b>0</b>	<b>0</b>



# JORDAN PHILLIPS

DT

HEIGHT: 6-6  
WEIGHT: 341  
COLLEGE: OKLAHOMA  
HOW ACQUIRED: FA-'24  
NFL EXP.: 10TH YEAR  
GIANTS EXP.: 1ST YEAR

99

## TRANSACTIONS

- » Originally a 2nd-round (52nd pick overall) draft choice by the Miami Dolphins in 2015...Waived on Oct. 2, 2018...Awarded off waivers to the Buffalo Bills on Oct. 3, 2018...Signed as a free agent by the Arizona Cardinals on March 18, 2020...Released by Arizona on March 16, 2022...Signed as a free agent by the Buffalo Bills on March 17, 2022...Signed as a free agent by the Giants on April 22, 2024.

## CAREER HIGHLIGHTS

- » Phillips has played in 120 regular-season games with 62 starts for Miami, Arizona, and Buffalo, and in 3 postseason games with 2 starts for the Dolphins and Bills...Totals include 181 tackles (120 solo), 24.0 sacks, 51 quarterback hits, 36 tackles for loss, 24 passes defended, 3 forced fumbles, and 2 fumbles recoveries in the regular season, and 4 tackles (3 solo) and 2 stops for loss in the playoffs.
- » In 2023, played in 14 regular-season games with 9 starts for Buffalo...Placed on injured reserve on Dec. 21 and missed the remainder of the season after undergoing surgery for a wrist injury...Finished with 15 tackles (10 solo), 2.5 sacks, 5 quarterback hits, 2 tackles for loss, and a career-high 5 passes defended...Made a season-high 3 solo tackles, including a 12-yard sack of Zach Wilson, at the Jets (9/11)...Sacked Dak Prescott for a 9-yard loss vs. Dallas (12/17).
- » In 2022, played in 12 regular-season games with one start and played in one postseason games...Tallied 20 tackles (9 solo) and 1.5 sacks in the regular season and one solo stop in the playoffs...Recorded 1.5 sacks as part of his career-high-tying 4 tackles (2 solo) at the Rams (9/8).
- » In 2021, played in 9 games with 8 starts in his final season in Arizona...Contributed 22 tackles (14 solo), 3.0 sacks, 4 quarterback hits, 3 tackles for loss, and 2 passes defended...Made 4 unassisted tackles vs. Carolina (11/15)...Posted a career-high 5 tackles (3 solo), including an 8-yard sack, vs. the Rams (12/12).
- » In 2020, started all 9 games in which he played and collected 11 tackles (one solo), one tackle for loss, 2.0 sacks, 3 quarterback hits, 2 forced fumbles, and one fumble recovery...Inactive with a hamstring injury at Buffalo (11/15)...Placed on injured reserve (hamstring) on 11/19, designated for return on 12/9 and activated on 12/12...Strip-sacked Dwayne Haskins, Jr. vs. Washington (9/20)...Sacked Matthew Stafford for a 10-yard loss vs. Detroit (9/27)...Recorded 2 solo tackles, 2 quarterback hits, forced and recovered one fumble at Dallas (10/19) just 2 days after attending his father's funeral; marked the first time in his career that he had a forced fumble and a fumble recovery in the same game...Returned to injured reserve (hamstring) on 12/19.
- » In 2019, played in all 16 games with 9 starts and started the Bills' playoff game in his first full season in Buffalo...Produced career-high totals of 31 tackles (25 solo), 9.5 sacks, 16 quarterback hits, and 13 tackles for loss...Collected a career-high 3.0 sacks at Tennessee (10/6) and 2.0 sacks at Pittsburgh (12/15).
- » In 2018, played in 4 games for Miami and 12 for the Bills...Totalled 24 tackles (15 solo), 1.0 sack, 3 quarterback hits, and 3 tackles for loss...Sacked Ryan Tannehill for a 5-yard loss at the Jets (9/16).
- » In 2017, played in 13 games in 11 starts (tying his career high) in his final full season in Miami...Recorded 16 tackles (10 solo), including 2.0 sacks.
- » In 2016, played in all 16 games with 11 starts...tallied 13 tackles (10 solo)...Picked off a Ryan Fitzpatrick pass that he returned 17 yards for his first career interception vs. the Jets (11/6)...Made 2 tackles (one solo) in the AFC Wild Card Game at Pittsburgh (1/8).
- » As a rookie in 2015, played in 15 games with 4 starts...Tallied 19 tackles (14 solo), 2.0 sacks, 5 quarterback hits, 2 tackles for loss, and 4 passes defended...Had one solo tackle, an 8-yard sack of Kirk Cousins, in his NFL debut at Washington (9/13)...Sack Tyrrod Taylor for a 6-yard loss at Buffalo (11/8).

## COLLEGE

- » Three-year letterman at Oklahoma, where he played in 28 games with 17 starts and totaled 57 tackles, 2.0 sacks, 2 passes defended, and one fumble recovery...As a junior in his final season in 2014, started all 13 games and earned 2nd-team All-Big 12 honors after totaling 38 tackles, 2.0 sacks, and one fumble recovery in 13 games...In 2013, started 4 games and collected 7 tackles, 1.5 sacks, and one pass defended before a back injury ended his season...Redshirted as a true freshman in 2011...Declared for the 2015 NFL Draft following his junior year.

## PERSONAL

- » Crimonology major...Earned All-American honors in football and all-state recognition in basketball and baseball at Circle High School in Towanda, Kan...Played tight end, defensive lineman and punter for the Thunderbirds...As a senior in 2010, earned all-state honors with 68 tackles, 8.5 sacks, one interception, and 2 fumble recoveries...Added 17 receptions for 40 yards and 4 touchdowns, blocked 2 kicks, and had a 36.9-yard gross punting average...Threw a no-hitter in a varsity game as a freshman...Avid bowler who once bowled a 299...Picked up photography after his son, Malik, was born...Lived with his grandparents, Willie and Irene Alford, after he lost his mother, Sherry, to a car accident at the age of 2; moved in with family friends, Kody and Sheller Kinder, at the age of 12 when Irene suffered a stroke; adopted by Shane and Cindy Waggoner at the age of 25



so Malik would have legal grandparents.

**JORDAN PHILLIPS' NFL REGULAR SEASON DEFENSIVE STATISTICS**

DATE	TEAM	GP	GS	TACKLES							INTERCEPTIONS					O. FUMB			ST				MISC									
				TK	S	A	TFL	YDS	SK	YDS	QBH	NO	YDS	LG	TD	PD	FF	FR	TD	YDS	TK	S	A	FF	FR	S	A					
2015	Miami	15	4	19	14	5	2	14	2.0	14.0	5	0	0	0	0	4	0	0	0	0	0	0	0	0	0	0	0	0	0	0	0	0
2016	Miami	16	11	23	13	10	5	11	0.5	0.0	3	1	17	17	0	3	0	0	0	0	0	0	0	0	0	0	0	0	0	0	0	
2017	Miami	13	11	16	10	6	4	27	2.0	22.0	6	0	0	0	0	3	0	0	0	0	0	0	0	0	0	0	0	0	0	0	0	
2018	Miami	4	0	5	3	2	1	5	1.0	5.0	3	0	0	0	0	1	0	0	0	0	0	0	0	0	0	0	0	0	0	0	0	
Went from Miami to Buffalo.																																
2018	Buffalo	12	0	19	12	7	2	5	0.0	0.0	0	0	0	0	0	3	0	1	0	0	0	0	0	0	0	0	0	0	0	0	0	
2018	TOTAL	16	0	24	15	9	3	10	1.0	5.0	3	0	0	0	0	4	0	1	0	0	0	0	0	0	0	0	0	0	0	0	0	
2019	Buffalo	16	9	31	25	6	13	72	9.5	71.5	16	0	0	0	0	0	1	0	0	0	0	0	0	0	0	0	0	0	0	0	0	
2020	Arizona	9	9	11	10	1	1	10	2.0	13.0	3	0	0	0	0	1	2	1	0	0	0	0	0	0	0	0	0	0	0	0	0	
2021	Arizona	9	8	22	14	8	3	20	3.0	20.0	4	0	0	0	0	2	0	0	0	0	0	0	0	0	0	0	0	0	0	0	0	
2022	Buffalo	12	1	20	9	11	3	13	1.5	14.5	6	0	0	0	0	2	0	0	0	0	0	0	0	0	0	0	0	0	0	0	0	
2023	Buffalo	14	9	15	10	5	2	21	2.5	23.5	5	0	0	0	0	5	0	0	0	0	0	0	0	0	0	0	0	0	0	0	0	
<b>NFL TOTALS</b>		<b>120</b>	<b>62</b>	<b>181</b>	<b>120</b>	<b>61</b>	<b>36</b>	<b>198</b>	<b>24.0</b>	<b>183.5</b>	<b>51</b>	<b>1</b>	<b>17</b>	<b>17</b>	<b>0</b>	<b>24</b>	<b>3</b>	<b>2</b>	<b>0</b>	<b>0</b>	<b>0</b>	<b>0</b>	<b>0</b>	<b>0</b>	<b>0</b>	<b>0</b>	<b>0</b>	<b>0</b>	<b>0</b>	<b>0</b>	<b>0</b>	

**JORDAN PHILLIPS' NFL POSTSEASON DEFENSIVE STATISTICS**

DATE	TEAM	GP	GS	TACKLES							INTERCEPTIONS					O. FUMB			ST				MISC								
				TK	S	A	TFL	YDS	SK	YDS	QBH	NO	YDS	LG	TD	PD	FF	FR	TD	YDS	TK	S	A	FF	FR	S	A				
2016	Miami	1	1	3	2	1	2	4	0.0	0.0	0	0	0	0	0	0	0	0	0	0	0	0	0	0	0	0	0	0	0	0	0
2019	Buffalo	1	1	0	0	0	0	0	0.0	0.0	1	0	0	0	0	0	0	0	0	0	0	0	0	0	0	0	0	0	0	0	0
2021	Arizona	0	0	0	0	0	0	0	0.0	0.0	0	0	0	0	0	0	0	0	0	0	0	0	0	0	0	0	0	0	0	0	0
2022	Buffalo	1	0	1	1	0	0	0	0.0	0.0	0	0	0	0	0	0	0	0	0	0	0	0	0	0	0	0	0	0	0	0	0
2023	Buffalo	0	0	0	0	0	0	0	0.0	0.0	0	0	0	0	0	0	0	0	0	0	0	0	0	0	0	0	0	0	0	0	0
<b>NFL TOTALS</b>		<b>3</b>	<b>2</b>	<b>4</b>	<b>3</b>	<b>1</b>	<b>2</b>	<b>4</b>	<b>0.0</b>	<b>0.0</b>	<b>1</b>	<b>0</b>	<b>0</b>	<b>0</b>	<b>0</b>	<b>0</b>	<b>0</b>	<b>0</b>	<b>0</b>	<b>0</b>	<b>0</b>	<b>0</b>	<b>0</b>	<b>0</b>	<b>0</b>	<b>0</b>	<b>0</b>	<b>0</b>	<b>0</b>	<b>0</b>	<b>0</b>

**SINGLE-GAME HIGHS: DEFENSIVE**

**Total Tackles** 5 vs. Los Angeles Rams, Dec 13, 2021  
 4 at Los Angeles Rams, Sep 08, 2022  
 4 at Chicago Bears, Dec 05, 2021  
 4 vs. Carolina Panthers, Nov 14, 2021  
 ...2 more at 4.

**Solo Tackles** 4 vs. Carolina Panthers, Nov 14, 2021  
 3 at New York Jets, Sep 11, 2023  
 3 vs. Los Angeles Rams, Dec 13, 2021  
 3 at Chicago Bears, Dec 05, 2021  
 ...6 more at 3.

**Sacks** 3.0 at Tennessee Titans, Oct 06, 2019  
 2.0 at Pittsburgh Steelers, Dec 15, 2019  
 1.5 at Los Angeles Rams, Sep 08, 2022  
 1.0 vs. Dallas Cowboys, Dec 17, 2023  
 1.0 at New York Jets, Sep 11, 2023  
 ...14 more at 1.0.

**Passes Defensed** 2 vs. Dallas Cowboys, Nov 22, 2015  
 1 vs. Dallas Cowboys, Dec 17, 2023  
 1 vs. Tampa Bay Buccaneers, Oct 26, 2023  
 1 at New England Patriots, Oct 22, 2023  
 ...19 more at 1.

**Forced Fumbles** 1 at Dallas Cowboys, Oct 19, 2020  
 1 vs. Washington Football Team, Sep 20, 2020  
 1 vs. Miami Dolphins, Oct 20, 2019

**Fumble Recoveries**

**Tackles For Loss**

**Interceptions**

**Interception Return Yards**

1 at Dallas Cowboys, Oct 19, 2020  
 1 vs. Miami Dolphins, Dec 30, 2018  
 3 at Tennessee Titans, Oct 06, 2019  
 2 at Pittsburgh Steelers, Dec 15, 2019  
 2 vs. Washington Redskins, Nov 03, 2019  
 2 vs. Cincinnati Bengals, Sep 22, 2019  
 ...2 more at 2.  
 1 vs. New York Jets, Nov 06, 2016  
 17 vs. New York Jets, Nov 06, 2016

**SINGLE-GAME HIGHS - POSTSEASON: DEFENSIVE**

**Total Tackles** 3 at Pittsburgh Steelers, Jan 08, 2017  
**Solo Tackles** 2 at Pittsburgh Steelers, Jan 08, 2017

**Tackles For Loss** 2 at Pittsburgh Steelers, Jan 08, 2017



# JASON PINNOCK

[pin-NOCK]

HEIGHT: 6-0  
WEIGHT: 200  
COLLEGE: PITTSBURGH  
HOW ACQUIRED: W(NYJ)-'22  
NFL EXP.: 4TH YEAR  
GIANTS EXP.: 3RD YEAR

S  
27

## TRANSACTIONS

- » Originally a 5th-round (175th pick overall) draft choice by the Jets in 2021...Released by the Jets on Aug. 30, 2022...Awarded off waivers to the Giants on Aug. 31, 2022.

## CAREER HIGHLIGHTS

- » Has played in 42 regular-season games with 23 starts for the Jets and Giants and played in 2 postseason games for the Giants...Totals include 138 tackles (100 solo), 10 passes defended, 8 tackles for loss, 3.5 sacks, 8 quarterback hits, 5 forced fumbles and 2 interceptions, including one he returned 102 yards for a touchdown...Has one postseason tackle.
- » In 2023, started all 16 games in which he played...Missed the season finale vs. Philadelphia (1/7) after being placed on injured reserve on Jan. 6 with a toe injury...Finished 4th on the team with 85 tackles (59 solo), 6 passes defended, 6 tackles for loss, 4 quarterback hits, 2.0 sacks, 2 forced fumbles and 2 interceptions...Ranked 2nd in the league with 123 interception return yards.
- » Posted a career-high 13 total tackles (10 solo) and 3 tackles for loss vs. Arizona (9/17).
- » Recorded his first career interception when he picked off a Tua Tagovailoa pass and returning it for 102 yards and a touchdown at Miami (10/8)...The 102-yard return tied Pinnock with Erich Barnes (1961) for the longest touchdown in franchise history and was the longest interception return by any player in 2023...Added 4 solo tackles, one pass defended and one forced fumble.
- » Sacked Sam Howell for an 8-yard loss vs. Washington (10/22)...Intercepted a Jordan Love pass and returned it 21 yards vs. Green Bay (12/11) and returned it 21 yards...Tied for the team lead with 8 sacks (7 solo), including a 9-yard sack of David Carr, at New Orleans (12/17).
- » In his first season with the Giants in 2022, played in 14 regular-season games with 5 starts and played in both postseason games...Totaled 40 tackles (33 solo), 2 tackles for loss, 1.5 sacks, 4 quarterback hits, 3 passes defended and one forced fumble...Inactive with a shoulder injury vs. Carolina (9/18)...Inactive with an ankle injury at Jacksonville (10/23) and at Seattle (10/30).
- » Recovered a fumble on a muffed punt in the 4th quarter in his Giants debut, at Tennessee (9/11)...Recorded the first 1.5 sacks of his career, including a 10-yarder of Davis Mills, and tallied 4 tackles (3 solo) vs. Houston (11/13)...Posted 8 tackles (7 solo) in his first start as a Giant, at Dallas (11/24)...Made 3 tackles (one solo) and a pass defended vs. Washington (12/4)...Recorded a career-high 9 tackles (8 solo) vs. Philadelphia (12/11).
- » Made one special teams tackle in the NFC Wild Card Game at Minnesota (1/15)...Made one tackle in the divisional round at Philadelphia (1/21).
- » As a rookie in 2021, played in 12 games with 2 starts for the Jets...Inactive for 3 games, did not play in one game and was on the Reserve/COVID-19 list for another...Played both cornerback and safety...Registered 13 tackles (8 solo), one pass defended and 2 forced fumbles, plus 3 special teams tackles...Made his NFL debut at Denver (9/26)...Credited with his first tackle vs. Miami (11/21)...Made his first start, at safety, and had 4 tackles (2 solo) vs. Jacksonville (12/26)...Started at safety and collected a career-high 6 tackles (4 solo) at Buffalo (1/9).

## COLLEGE

- » Played in 43 games in 4 seasons at Pittsburgh and registered 54 tackles (46 solo), 6 interceptions, 19 passes defended and one fumble recovery...As a senior in 2020, played in 10 games and collected a career-best 17 tackles (15 solo), and led Pittsburgh with a career-high 3 interceptions.

## OFF-THE-FIELD ACTIVITY

- » Visited Windsor (Conn.) High School, his alma mater, to celebrate more than 300 girls from 12 high school teams that participated in the inaugural Connecticut Girls Flag Football tournament...Hosted a youth football camp in his hometown of Windsor, Conn...Met with members from the Wounded Warriors Project during their visit at the Quest Diagnostic Training Facility to watch practice and enjoy a day with the Giants...Represented the American Diabetes Association in honor of his father during Week 13 of the NFL season for My Cause My Cleats.

## PERSONAL

- » Communication major...As a senior at Windsor High School in Conn., ranked 3rd in the state in receiving yards (1,172) with 59 receptions and 12 touchdowns...Scored 3 defensive touchdowns, 2 on fumble returns, and one on a 70-yard interception...Picked off 7 passes...Also blocked one punt...Named to the Connecticut High School Coaches Association (CHSCA) Top 20...All-Hartford Courant honoree as both a cornerback and wide receiver...Hartford Courant Defensive Player of the Year...All-Central Connecticut Conference (CCC) Division II East...Led Windsor to a 12-1 record and the Connecticut Class L championship game...Also a track and field standout...Son of Louis and Chantel Pinnock...Father was a 4-year football letterman at Indiana (1992-95)...Has one brother.

## JASON PINNOCK'S NFL REGULAR SEASON DEFENSIVE STATISTICS

DATE	TEAM	GP	GS	TACKLES							INTERCEPTIONS					O. FUMB				ST				MISC			
				TK	S	A	TFL	YDS	SK	YDS	QBH	NO	YDS	LG	TD	PD	FF	FR	TD	YDS	TK	S	A	FF	FR	S	A
2021	N.Y. Jets	12	2	13	8	5	0	0	0.0	0.0	0	0	0	0	0	1	2	0	0	0	3	2	1	0	0	0	0
2022	N.Y. Giants	14	5	40	33	7	2	12	1.5	16.0	4	0	0	0	0	3	1	0	0	0	1	1	0	0	1	0	0
2023	N.Y. Giants	16	16	85	59	26	6	22	2.0	17.0	4	2	123	102†	1	6	2	0	0	0	0	0	0	0	0	0	0
<b>NFL TOTALS</b>		<b>42</b>	<b>23</b>	<b>138</b>	<b>100</b>	<b>38</b>	<b>8</b>	<b>34</b>	<b>3.5</b>	<b>33.0</b>	<b>8</b>	<b>2</b>	<b>123</b>	<b>102†</b>	<b>1</b>	<b>10</b>	<b>5</b>	<b>0</b>	<b>0</b>	<b>0</b>	<b>4</b>	<b>3</b>	<b>1</b>	<b>0</b>	<b>1</b>	<b>0</b>	<b>0</b>

## JASON PINNOCK'S NFL POSTSEASON DEFENSIVE STATISTICS

DATE	TEAM	GP	GS	TACKLES							INTERCEPTIONS					O. FUMB				ST				MISC			
				TK	S	A	TFL	YDS	SK	YDS	QBH	NO	YDS	LG	TD	PD	FF	FR	TD	YDS	TK	S	A	FF	FR	S	A
2022	N.Y. Giants	2	0	1	0	1	0	0	0.0	0.0	0	0	0	0	0	0	0	0	0	0	1	1	0	0	0	0	0
<b>NFL TOTALS</b>		<b>2</b>	<b>0</b>	<b>1</b>	<b>0</b>	<b>1</b>	<b>0</b>	<b>0</b>	<b>0.0</b>	<b>0.0</b>	<b>0</b>	<b>0</b>	<b>0</b>	<b>0</b>	<b>0</b>	<b>0</b>	<b>0</b>	<b>0</b>	<b>0</b>	<b>0</b>	<b>1</b>	<b>1</b>	<b>0</b>	<b>0</b>	<b>0</b>	<b>0</b>	<b>0</b>

## SINGLE-GAME HIGHS: DEFENSIVE

<b>Total Tackles</b>	13 at Arizona Cardinals, Sep 17, 2023 9 at Dallas Cowboys, Nov 12, 2023 9 vs. Philadelphia Eagles, Dec 11, 2022 8 at New Orleans Saints, Dec 17, 2023 8 at Dallas Cowboys, Nov 24, 2022	<b>Forced Fumbles</b>	1 at Philadelphia Eagles, Dec 25, 2023 1 at Miami Dolphins, Oct 08, 2023 1 at Washington Commanders, Dec 18, 2022 ...2 more at 1.
<b>Solo Tackles</b>	10 at Arizona Cardinals, Sep 17, 2023 8 vs. Philadelphia Eagles, Dec 11, 2022 7 at New Orleans Saints, Dec 17, 2023 7 at Dallas Cowboys, Nov 12, 2023 7 at Dallas Cowboys, Nov 24, 2022	<b>Tackles For Loss</b>	3 at Arizona Cardinals, Sep 17, 2023 1 at New Orleans Saints, Dec 17, 2023 1 vs. New England Patriots, Nov 26, 2023 1 vs. Washington Commanders, Oct 22, 2023 ...2 more at 1.
<b>Sacks</b>	1.5 vs. Houston Texans, Nov 13, 2022 1.0 at New Orleans Saints, Dec 17, 2023 1.0 vs. Washington Commanders, Oct 22, 2023	<b>Interceptions</b>	1 vs. Green Bay Packers, Dec 11, 2023 1 at Miami Dolphins, Oct 08, 2023
<b>Passes Defensed</b>	2 vs. Green Bay Packers, Dec 11, 2023 2 at Washington Commanders, Dec 18, 2022 1 at Washington Commanders, Nov 19, 2023 1 at Las Vegas Raiders, Nov 05, 2023 ...4 more at 1.	<b>Special Teams Tackles</b>	1 vs. Washington Commanders, Dec 04, 2022 1 at Miami Dolphins, Dec 19, 2021 1 vs. Miami Dolphins, Nov 21, 2021 ...1 more at 1.

## SINGLE-GAME HIGHS - POSTSEASON: DEFENSIVE

<b>Special Teams Tackles</b>	1 at Minnesota Vikings, Jan 15, 2023
------------------------------	--------------------------------------



# ELIJAH RILEY

DB

HEIGHT: 6-0  
WEIGHT: 205  
COLLEGE: ARMY  
HOW ACQUIRED: FA-'24  
NFL EXP.: 4TH YEAR  
GIANTS EXP.: 1ST YEAR

34

## TRANSACTIONS

- » Originally signed as a rookie free agent by the Philadelphia Eagles on Apr. 26, 2020...Waived on Sept. 3, 2020, and signed to the Eagles' practice squad on Sept. 6, 2020...Signed to Philadelphia's active roster on Oct. 10 and 17, and Dec. 16, 2020...Waived by Philadelphia on Aug. 31, 2021, and signed to the Eagles' practice squad on Sept. 2, 2021...Signed to Philadelphia's active roster on Oct. 23, 2021 and returned to the practice squad on Oct. 25, 2021...Signed to the Jets' active roster on Nov. 9, 2021...Waived by the Jets on Aug. 23, 2022, and awarded off waivers to the Pittsburgh Steelers on Aug. 24, 2022...Released by Pittsburgh on Aug. 20, 2022, and signed to the Steelers' practice squad on Aug. 31, 2022...Added to Pittsburgh's active roster on Oct. 8 and 15, Nov. 12, and Dec. 24, 2022...Signed as a free agent by the Giants on May 30, 2024.

## CAREER HIGHLIGHTS

- » Riley has played in 30 regular-season games with 7 starts for Philadelphia, the Jets, and Pittsburgh...All of the starts were for the Jets in 2021...Totals include 58 tackles (30 solo), 2.0 sacks, 5 tackles for loss, 2 quarterback hits, and one pass defended...Made his NFL debut for Philadelphia at Pittsburgh (10/11/20) and his first start at safety for the Jets vs. Miami (11/21/21).
- » In 2023, played in a career-high 13 games and recorded 10 tackles, (5 solo) and 1.0 sack...Played 50 snaps on defense and 216 on special teams...Posted his 2nd career sack when he tackled Deshaun Watson for a 2-yard loss vs. Cleveland (9/18)...Recorded a season-high 3 tackles in consecutive games, vs. Green Bay (11/12), and at Cleveland (11/19).
- » In 2022, played in 4 games...Spent the majority of the season on Pittsburgh's practice squad...Registered 3 tackles (2 solo) and 2 special teams tackles.
- » In 2021, began the season on Philadelphia's practice squad and played one game for the Eagles before joining the Jets, for whom he started all 7 games in which he played...Tallied a career-high 45 tackles (23 solo), 1.0 sack, one quarterback hit, and 3 tackles for loss...Collected a career-high 10 tackles (4 solo) vs. New Orleans (12/12) and 6 solo stops vs. Philadelphia (12/5), including a takedown of Gardner Minshew for his first career sacks.
- » As a rookie in 2020, played in 5 games for the Eagles but recorded no statistics.

## COLLEGE

- » Played in 44 games with 32 starts in 4 seasons at Army (2016-19)...Registered 201 career tackles (142 solo), 17.5 tackles for loss, 6.5 sacks, 7 interceptions, 28 passes defended, 3 forced fumbles, 2 fumble recoveries and one blocked field goal (returned for a touchdown)...As a senior in 2019, was a team captain and recorded career highs in tackles (79), solo stops (55), tackles for loss (8.0), sacks (4.0), interceptions (3, tying his 2016 total), and forced fumbles (3)...Played in the East-West Shrine Bowl...One of 14 semifinalists for the 2019 Paycom Jim Thorpe Award, given to a defensive back and is based on performance on the field, athletic ability and character.

## PERSONAL

- » Three-year letterwinner under head coach Joe Piccininni at Newfield High School in Selden, NY...First Team All-State and All-Metro...Recipient of the Carl Hansen Award, given to the top player in Suffolk County by *Newsday*...Won the Tom Cassese Award as the top defensive player in Suffolk County by *Newsday*...Newfield won the 2016 Rutgers Trophy as Long Island Champions (Class II) with Riley leading the way...Two-time team captain...After winning the Commander-in-Chief's Trophy in 2018 and celebrating at the White House, Riley asked President Trump whether athletes at service academies could be granted the opportunity to defer their mandatory active-duty service obligation to play professional sports...In June 2019, a new policy was created that allows athletes from the service academies to defer their service while they pursue pro careers.



ELIJAH RILEY'S NFL REGULAR SEASON DEFENSIVE STATISTICS

DATE	TEAM	GP	GS	TACKLES							INTERCEPTIONS					O. FUMB				ST				MISC							
				TK	S	A	TFL	YDS	SK	YDS	QBH	NO	YDS	LG	TD	PD	FF	FR	TD	YDS	TK	S	A	FF	FR	S	A				
2020	Philadelphia	5	0	0	0	0	0	0	0	0.0	0.0	0	0	0	0	0	0	0	0	0	0	0	0	0	0	0	0	0	0	0	0
2021	Philadelphia	1	0	0	0	0	0	0	0	0.0	0.0	0	0	0	0	0	0	0	0	0	0	0	0	0	0	0	0	0	0	0	0
Went from Philadelphia to N.Y. Jets.																															
2021	N.Y. Jets	7	7	45	23	22	3	5	1.0	0.0	1	0	0	0	0	1	0	0	0	0	0	0	0	0	0	0	0	0	0	0	0
2021	TOTAL	8	7	45	23	22	3	5	1.0	0.0	1	0	0	0	0	1	0	0	0	0	0	0	0	0	0	0	0	0	0	0	0
2022	Pittsburgh	4	0	3	2	1	0	0	0.0	0.0	0	0	0	0	0	0	0	0	0	0	0	0	0	2	1	1	0	0	0	0	0
2023	Pittsburgh	13	0	10	5	5	2	7	1.0	2.0	1	0	0	0	0	0	0	0	0	0	0	0	2	0	2	0	0	0	0	0	0
<b>NFL TOTALS</b>		<b>30</b>	<b>7</b>	<b>58</b>	<b>30</b>	<b>28</b>	<b>5</b>	<b>12</b>	<b>2.0</b>	<b>2.0</b>	<b>2</b>	<b>0</b>	<b>0</b>	<b>0</b>	<b>0</b>	<b>1</b>	<b>0</b>	<b>0</b>	<b>0</b>	<b>0</b>	<b>0</b>	<b>0</b>	<b>4</b>	<b>1</b>	<b>3</b>	<b>0</b>	<b>0</b>	<b>0</b>	<b>0</b>	<b>0</b>	<b>0</b>

ELIJAH RILEY'S NFL POSTSEASON DEFENSIVE STATISTICS

DATE	TEAM	GP	GS	TACKLES							INTERCEPTIONS					O. FUMB				ST				MISC								
				TK	S	A	TFL	YDS	SK	YDS	QBH	NO	YDS	LG	TD	PD	FF	FR	TD	YDS	TK	S	A	FF	FR	S	A					
2023	Pittsburgh	0	0	0	0	0	0	0	0	0.0	0.0	0	0	0	0	0	0	0	0	0	0	0	0	0	0	0	0	0	0	0	0	0
<b>NFL TOTALS</b>		<b>0</b>	<b>0</b>	<b>0</b>	<b>0</b>	<b>0</b>	<b>0</b>	<b>0</b>	<b>0</b>	<b>0.0</b>	<b>0.0</b>	<b>0</b>	<b>0</b>	<b>0</b>	<b>0</b>	<b>0</b>	<b>0</b>	<b>0</b>	<b>0</b>	<b>0</b>	<b>0</b>	<b>0</b>	<b>0</b>	<b>0</b>	<b>0</b>	<b>0</b>	<b>0</b>	<b>0</b>	<b>0</b>	<b>0</b>	<b>0</b>	<b>0</b>

SINGLE-GAME HIGHS: DEFENSIVE

- Total Tackles** 10 vs. New Orleans Saints, Dec 12, 2021  
7 vs. Philadelphia Eagles, Dec 05, 2021  
6 vs. Tampa Bay Buccaneers, Jan 02, 2022  
6 at Miami Dolphins, Dec 19, 2021  
6 vs. Miami Dolphins, Nov 21, 2021
- Solo Tackles** 6 vs. Philadelphia Eagles, Dec 05, 2021  
4 vs. New Orleans Saints, Dec 12, 2021  
3 vs. Tampa Bay Buccaneers, Jan 02, 2022  
3 at Miami Dolphins, Dec 19, 2021  
3 at Houston Texans, Nov 28, 2021
- Sacks** 1.0 vs. Philadelphia Eagles, Dec 05, 2021

- Passes Defensed** 1 at Miami Dolphins, Dec 19, 2021
- Tackles For Loss** 1 at Buffalo Bills, Jan 09, 2022  
1 vs. Tampa Bay Buccaneers, Jan 02, 2022  
1 at Houston Texans, Nov 28, 2021
- Special Teams Tackles** 1 vs. Cleveland Browns, Jan 08, 2023  
1 vs. Las Vegas Raiders, Dec 24, 2022



# JORDON RILEY

**DT**

**95**

HEIGHT: 6-5  
WEIGHT: 315  
COLLEGE: OREGON  
HOW ACQUIRED: D7-'23  
NFL EXP.: 2ND YEAR  
GIANTS EXP.: 2ND YEAR

## TRANSACTIONS

- » Originally a 7th-round (243rd pick overall) draft choice by the Giants in 2023.

## CAREER HIGHLIGHTS

- » As a rookie in 2023, played in 8 games and made 8 tackles (4 solo), including one for lost yardage.
- » Made his NFL debut vs. Dallas (9/10), recording one tackle for loss...Made his first of 6 consecutive appearances vs. New England (11/26)...Registered a season-high 3 solo tackles vs. the Rams (12/31).

## COLLEGE

- » Played in 44 games during a collegiate career that took him to North Carolina, Garden City Community College in Kansas, Nebraska, and Oregon.
- » As a senior at Oregon in 2022, he played 13 games and was credited with 21 tackles (7 solo), 1.5 tackles for loss, a half-sack and one pass defended...Had at least one tackle in 12 of his 13 games with 6 multi-tackle performances...Played 331 snaps on defense and 70 on special teams...In 2021 at Nebraska, played in 10 games, recording 7 tackles, including one for loss...Academic All-Big Ten selection.
- » In 2020, played in six games in his first season at Nebraska...Recorded one tackle in his debut at Northwestern in his debut in a Cornhusker uniform...In 2019, played in 9 games at Garden City Community College...Finished with 26 tackles, 2.0 sacks and 3.5 tackles for loss...Was a leader on a Garden City defense that limited opponents to 289.0 yards of total offense and 125.0 rushing yards per game.
- » In 2018, took a redshirt season in his second year at North Carolina...In 2017, played in 5 games as a true freshman and tallied 6 tackles (3 solo).

## OFF-THE-FIELD ACTIVITY

- » Joined Project Kind, an organization to support those experiencing homelessness, to host an event with 125 people from the organization for a day of haircuts, spa treatments and lunch at MetLife stadium...The entire 2023 rookie class visited Harlem, where players were split into groups to visit 4 different schools and hosted a flag football clinic for 50 of the boys in the Harlem Giants program...To celebrate Halloween, dressed in costume to visit patients and distribute giftbags at Hackensack University Medical Center's Joseph M. Sanzari Children's Hospital...Continued the annual rookie Thanksgiving tradition at the Community Kitchen located at the Food Bank for New York City in Harlem to hand out turkeys and meals for people in need...Met with members from the Wounded Warriors Project during their visit to the Quest Diagnostics Training Center to watch practice and enjoy a day with the Giants...Participated in Jingle Jam, where he helped spread holiday joy to over 500 New Jersey foster children by spending time with them and assisting with the gift distribution.

## PERSONAL

- » Majored in child, youth and family studies... Nebraska Scholar-Athlete Honor Roll (Fall 2020; Spring 2020)...Graduated early from high school and enrolled at UNC in January, 2017...Played multiple positions on the defensive line...Missed the first 5 games of his senior season with a foot injury...Played his first year of football as a sophomore...Also played basketball for Riverside...Son of Reeshemah and James Kenan.

### JORDON RILEY'S NFL REGULAR SEASON DEFENSIVE STATISTICS

DATE	TEAM	GP	GS	TACKLES							INTERCEPTIONS					O. FUMB					ST					MISC					
				TK	S	A	TFL	YDS	SK	YDS	QBH	NO	YDS	LG	TD	PD	FF	FR	TD	YDS	TK	S	A	FF	FR	S	A				
2023	N.Y. Giants	8	0	8	4	4	1	0	0.0	0.0	0	0	0	0	0	0	0	0	0	0	0	0	0	0	0	0	0	0	0	0	0
<b>NFL TOTALS</b>		<b>8</b>	<b>0</b>	<b>8</b>	<b>4</b>	<b>4</b>	<b>1</b>	<b>0</b>	<b>0.0</b>	<b>0.0</b>	<b>0</b>	<b>0</b>	<b>0</b>	<b>0</b>	<b>0</b>	<b>0</b>	<b>0</b>	<b>0</b>	<b>0</b>	<b>0</b>	<b>0</b>	<b>0</b>	<b>0</b>	<b>0</b>	<b>0</b>	<b>0</b>	<b>0</b>	<b>0</b>	<b>0</b>	<b>0</b>	

## SINGLE-GAME HIGHS: DEFENSIVE

**Total Tackles** 3 vs. Los Angeles Rams, Dec 31, 2023  
2 at New Orleans Saints, Dec 17, 2023  
1 at Philadelphia Eagles, Dec 25, 2023  
1 vs. Green Bay Packers, Dec 11, 2023  
1 vs. Dallas Cowboys, Sep 10, 2023

**Solo Tackles** 1 at Philadelphia Eagles, Dec 25, 2023  
1 at New Orleans Saints, Dec 17, 2023  
1 vs. Green Bay Packers, Dec 11, 2023  
...1 more at 1.



# AARON ROBINSON

**HEIGHT:** 6-1  
**WEIGHT:** 195  
**COLLEGE:** UCF  
**HOW ACQUIRED:** D3-'21  
**NFL EXP.:** 4TH YEAR  
**GIANTS EXP.:** 4TH YEAR

**CB**

**33**

## TRANSACTIONS

- » Originally a 3rd-round (71st pick overall) draft choice by the Giants in 2021.

## CAREER HIGHLIGHTS

- » Has played in 11 regular-season games with 4 starts...Totals include 21 tackles (10 solo), one quarterback hit, and 4 passes defended.
- » In 2023, spent the entire season on the physically unable to perform list, one year after he was limited to 2 games because he had his appendix removed and tore his ACL.
- » In 2022, started both games in which he played and posted 5 solo tackles and one pass defended...Made 4 solo tackles and defended one pass at Tennessee (9/11)...Inactive vs. Carolina (9/18) and vs. Dallas (9/26) wafter having his appendix removed.
- » Made one solo tackle vs. Chicago (10/2)...Placed on injured reserve (knee) on Oct. 4.
- » As a rookie in 2021, Robinson spent Weeks 1-7 on the Reserve/Physically Unable to Perform list after undergoing core muscle surgery in the offseason...Played in 9 games with 2 starts and totaled 26 tackles (16 solo), 3 passes defended and one quarterback hit...Made his NFL debut and had one tackle at Kansas City (11/1).
- » Robinson posted 6 tackles (4 solo), 2 passes defended and one quarterback hit vs. Philadelphia (11/28) and joined Kenny Phillips (2008) and Aaron Ross (2007) as the only Giants rookies with at least 5 tackles, 2 passes defended and one quarterback hit in a game...He was the 3rd NFL rookie to log those totals in a game in 2021.
- » Made his first NFL start at cornerback and produced 7 tackles (4 solo) and one pass defended at Miami (12/5)...Started and totaled a career-high 9 tackles (7 solo) at the Chargers (12/12)...Spent Week 15 on the Reserve/COVID-19 list...Saw action in the final 3 games and totaled 3 tackles (one solo).

## COLLEGE

- » Played in 29 games with 19 starts at Central Florida after spending one season at Alabama...Three-year UCF totals included 104 tackles (77 solo), 6.5 stops for loss, 21 passes defended, 3 interceptions, one forced fumble and one fumble recovery...In 2020, started all 9 games in which he played and earned 2nd-team All-American Athletic Conference honors...Totaled 41 tackles (31 solo), one tackle for loss, a team-high 7 pass breakups, one forced fumble and one fumble recovery...As a redshirt junior in 2019, played in all 13 games with 10 starts...Second-team All-AAC selection...Ranked 6th on team with a career-high 54 total tackles (38 solo), 5.5 tackles for loss, 3 interceptions, 10 passes broken up and one forced fumble...In 2018, played in 7 games...Worked on the scout team at UCF in 2017 after transferring...In 2016, played in 13 games as a true freshman for Alabama...Recorded 5 tackles (3 solo), including one for loss.

## OFF-THE-FIELD ACTIVITY

- » Visited Summit Speech School to read to students for Read Across America Day...Attended The Giants Foundation Golf Classic which raised more than \$400,000 for the foundation...Met with members from the Wounded Warriors Project during their visit at the Quest Diagnostic Training Facility to watch practice and enjoy a day with the Giants.

## PERSONAL

- » Interdisciplinary studies major...Originally attended West Boca High School before transferring to Deerfield Beach (Fla.) High School for his final 2 seasons...Was a teammate of wideout Jerry Jeudy, the Denver Broncos' first-round draft choice in 2020...Played wide receiver, cornerback and safety...Suffered a broken collarbone as a junior and was sidelined 6 months...Returned as a senior in 2015 and posted 41 tackles and 4 interceptions to earn first-team All-Class 8A honors...Also ran track for Deerfield...Originally committed to Florida before switching to Alabama.



## AARON ROBINSON'S NFL REGULAR SEASON DEFENSIVE STATISTICS

DATE	TEAM	GP	GS	TACKLES							INTERCEPTIONS					O. FUMB				ST				MISC							
				TK	S	A	TFL	YDS	SK	YDS	QBH	NO	YDS	LG	TD	PD	FF	FR	TD	YDS	TK	S	A	FF	FR	S	A				
2021	N.Y. Giants	9	2	26	16	10	0	0	0.0	0.0	1	0	0	0	0	3	0	0	0	0	0	0	0	0	0	0	0	0	0	0	0
2022	N.Y. Giants	2	2	5	5	0	0	0	0.0	0.0	0	0	0	0	0	1	0	0	0	0	0	1	0	1	0	0	0	0	0	0	
2023	N.Y. Giants	0	0	0	0	0	0	0	0.0	0.0	0	0	0	0	0	0	0	0	0	0	0	0	0	0	0	0	0	0	0	0	
<b>NFL TOTALS</b>		<b>11</b>	<b>4</b>	<b>31</b>	<b>21</b>	<b>10</b>	<b>0</b>	<b>0</b>	<b>0.0</b>	<b>0.0</b>	<b>1</b>	<b>0</b>	<b>0</b>	<b>0</b>	<b>0</b>	<b>4</b>	<b>0</b>	<b>0</b>	<b>0</b>	<b>0</b>	<b>0</b>	<b>1</b>	<b>0</b>	<b>1</b>	<b>0</b>	<b>0</b>	<b>0</b>	<b>0</b>	<b>0</b>	<b>0</b>	

## AARON ROBINSON'S NFL POSTSEASON DEFENSIVE STATISTICS

DATE	TEAM	GP	GS	TACKLES							INTERCEPTIONS					O. FUMB				ST				MISC						
				TK	S	A	TFL	YDS	SK	YDS	QBH	NO	YDS	LG	TD	PD	FF	FR	TD	YDS	TK	S	A	FF	FR	S	A			
2022	N.Y. Giants	0	0	0	0	0	0	0	0.0	0.0	0	0	0	0	0	0	0	0	0	0	0	0	0	0	0	0	0	0	0	0
<b>NFL TOTALS</b>		<b>0</b>	<b>0</b>	<b>0</b>	<b>0</b>	<b>0</b>	<b>0</b>	<b>0</b>	<b>0.0</b>	<b>0.0</b>	<b>0</b>	<b>0</b>	<b>0</b>	<b>0</b>	<b>0</b>	<b>0</b>	<b>0</b>	<b>0</b>	<b>0</b>	<b>0</b>	<b>0</b>	<b>0</b>	<b>0</b>	<b>0</b>	<b>0</b>	<b>0</b>	<b>0</b>	<b>0</b>	<b>0</b>	<b>0</b>


## SINGLE-GAME HIGHS: DEFENSIVE

**Total Tackles** 9 at Los Angeles Chargers, Dec 12, 2021  
 7 at Miami Dolphins, Dec 05, 2021  
 6 vs. Philadelphia Eagles, Nov 28, 2021  
 4 at Tennessee Titans, Sep 11, 2022  
 2 at Chicago Bears, Jan 02, 2022

**Solo Tackles** 7 at Los Angeles Chargers, Dec 12, 2021  
 4 at Tennessee Titans, Sep 11, 2022  
 4 at Miami Dolphins, Dec 05, 2021  
 4 vs. Philadelphia Eagles, Nov 28, 2021  
 1 at Chicago Bears, Jan 02, 2022

**Passes Defensed** 2 vs. Philadelphia Eagles, Nov 28, 2021  
 1 at Tennessee Titans, Sep 11, 2022

**Special Teams Tackles** 1 at Miami Dolphins, Dec 05, 2021  
 1 at Tennessee Titans, Sep 11, 2022



# WAN'DALE ROBINSON

[WAN-Dale]

---

**HEIGHT: 5-8**  
**WEIGHT: 185**  
**COLLEGE: KENTUCKY**  
**HOW ACQUIRED: D2-'22**  
**NFL EXP.: 3RD YEAR**  
**GIANTS EXP.: 3RD YEAR**

**WR**

**17**

## TRANSACTIONS

- » Originally a 2nd-round (43rd pick overall) draft choice by the Giants in 2022.

## CAREER HIGHLIGHTS

- » Has played in 21 games with 11 starts in 2 seasons with the Giants...Has caught 83 passes for 752 yards (9.1-yard avg.) and 2 touchdowns...Added 11 rushing attempts for 86 yards and one score.
- » In 2023, played in 15 games with 8 starts...Inactive for the season's first 2 games after being activated off the reserve/physically unable to perform list...Caught a team-high 60 passes for 525 yards (8.8-yard avg.) and one touchdown...Rushed 9 times for 87 yards (9.7-yard avg.) and one touchdown...Became the first Giants wide receiver since Amani Toomer in 2000 to record 500+ receiving yards and 80+ rushing yards in a season...Owned the 2nd-highest catch percentage (76.9%; 60 receptions on 78 targets) among wide receivers with at least 50 targets.
- » Caught 4 passes for 21 yards at San Francisco (9/21) in his first appearance since tearing his ACL on Nov. 20, 2022...Led the team with a season-high 8 receptions, for 62 yards, at Buffalo (10/15)...Scored his first touchdown of the season on a 9-yard pass from Tommy DeVito at Las Vegas (11/5).
- » Totaled a career-high 115 scrimmage yards vs. Green Bay (12/11)...Caught 6 passes for 79 yards and ran twice for 36 yards, including a 32-yard rush that set the Giants offense up to tie the game at 7-7...It was the longest rush by a Giants wide receiver since Jerrel Jernigan ran for a 49-yard touchdown on Dec. 29, 2013.
- » Caught 6 passes for 55 yards and scored on a 24-yard run vs. the Rams (12/31)...It was the first rushing touchdown by a Giants receiver since Sterling Shepard scored on a 23-yard run vs. Dallas on Jan. 3, 2021 and the longest touchdown run by a Giants wideout since Jernigan's 49-yarder against Washington in 2013.
- » Registered a season-high 85 receiving yards on 5 catches vs. Philadelphia (1/7)...His 17.0-yard receiving average was the 2nd-highest total of his career.
- » As a rookie in 2022, played in 6 games with 3 starts...Totaled 23 receptions for 227 yards (9.9-yard avg.) and one touchdown and had 2 carries for minus-1 yard.
- » Caught one pass for 5 yards in his NFL debut at Tennessee (9/11)...Injured his knee in the game and was inactive for the next 4 games...Returned vs. Baltimore (10/16) and scored his first NFL touchdown on a 5-yard reception while catching 3 passes for 37 yards.
- » Led the Giants with 6 receptions for 50 yards at Jacksonville (10/23)...Started for the first time and had 2 catches for 15 yards at Seattle (10/30)...Caught 2 passes for 20 yards vs. Houston (11/13).
- » Led the Giants with career-high totals in receptions (9) and yards (100), including a then career-long 19-yarder, in his 3rd consecutive start, vs. Detroit (11/20)...It was the most receptions by a Giants player since Shepard had 10 vs. the Rams on Oct. 17, 2021...Left the game with a torn ACL and was placed on injured reserve on Nov. 21.

## COLLEGE

- » In 3 collegiate seasons – 2 at Nebraska and one at Kentucky - Robinson played in 31 games with 24 starts and caught 195 passes for 2,248 yards (11.5-yard avg.) and 10 touchdowns...Added 141 rushing attempts for 691 yards and 4 touchdowns, plus 7 punt returns and 11 kickoff returns.
- » In 2021 at Kentucky, played in all 13 games with 12 starts and set career highs with a school-record 104 receptions, 1,334 yards and 7 touchdowns...Also had 7 rushing attempts for 111 yards (15.9-yard avg.) and 6 punt returns for 20 yards...Named 2nd-team All-SEC... Ranked 4th nationally and 2nd in the SEC in receptions per game (8.0)...Ranked 11th nationally and 2nd in the SEC in total receiving yards (1,334) and 12th nationally and 2nd in the conference in receiving yards per game (102.6).
- » Became the 6th player in SEC history to catch at least 100 passes in a season...Had 6 100-yard games...Caught at least 4 passes in 13 straight games.
- » Named the MVP of the Vrbo Citrus Bowl after setting Kentucky bowl records with 10 receptions for 170 yards vs. Iowa...Caught 8 passes for a career-best 181 yards vs. New Mexico State...Collected 9-plus catches in 3 straight games (Georgia, Mississippi State, Tennessee), the first Wildcat to do that since Anthony White in 1998...Recorded a career-high 13 catches, for 166 yards, including one touchdown, vs. Tennessee...Caught a team-high 12 passes at No. 1 Georgia, including a one-yard touchdown catch...His 12 receptions are the most for a UK player vs. a No. 1-ranked opponent in school history.
- » As a sophomore at Nebraska in 2020, started all 8 games...Led the Huskers with 51 catches, 461 receiving yards and 696 all-purpose yards...In 2019, played in 10 games with 4 starts – 3 at wide receiver and one at running back...Named a 2nd-team freshman All-American, an honorable-mention All-Big Ten selection, and was a 2-time Big Ten Freshman of the Week...One of 4 finalists for the Paul Hornung Award, given to the nation's most versatile player...Caught 40 passes for 443 yards and 2 touchdowns while rushing for 340 yards and 3 scores...The 40 catches and 443 receiving yards were the most by a true freshman in Nebraska history.

## OFF-THE-FIELD ACTIVITY

- » With his father, co-founded the Wanda Joyce Robinson Foundation, which takes a holistic approach to breaking the generational cycle of incarceration...Attended the Giants Foundation Golf Classic which raised over \$400,000 for The Giants Foundation...Met with members from the Wounded Warriors Project during their visit at the Quest Diagnostic Training Facility to watch practice and enjoy a day with the Giants.

## PERSONAL

- » Communication major...State's consensus top player as a senior at Western Hills High School in Frankfort, Ky, where he totaled 8,582 scrimmage yards (6,795 rushing and 1,787 receiving) and 118 offensive touchdowns...His 781 career points rank No. 2 in Kentucky history...After serving as a backup as a freshman on varsity, Robinson rushed for 2,014 yards and 28 touchdowns as a sophomore, adding 28 receptions for 434 yards and 3 touchdowns...As a junior, he rushed for 2,330 yards and 33 touchdowns and caught 25 passes for 343 yards and 6 scores...In his senior season, Robinson earned Kentucky's Mr. Football and the Gatorade Kentucky Player of the Year after finishing with 1,973 rushing yards, 725 receiving yards and 47 total touchdowns (30 rushing, 11 receiving, 2 punt returns, 2 touchdown passes, one interception and one fumble recovery)...On defense, Robinson accounted for 113 tackles, 12.0 tackles for loss, and 3 interceptions as a senior... One of 5 finalists for the 2019 All-American Bowl Player-of-the-Year award, which is presented annually to the nation's most outstanding high school senior...Also lettered in track as a junior and participated in relays...Son of Victoria Davis and Dale Robinson...His dad played football at Western Kentucky...Has one younger sister, Eliza.

### WAN'DALE ROBINSON'S NFL REGULAR SEASON RUSHING/RECEIVING STATISTICS

DATE	TEAM	GP	GS	RECEIVING					RUSHING				
				NO.	YDS.	AVG.	LG	TD	NO.	YDS.	AVG.	LG	TD
2022	N.Y. Giants	6	3	23	227	9.9	19	1	2	-1	-0.5	4	0
2023	N.Y. Giants	15	8	60	525	8.8	33	1	9	87	9.7	32	1
<b>NFL TOTALS</b>		<b>21</b>	<b>11</b>	<b>83</b>	<b>752</b>	<b>9.1</b>	<b>33</b>	<b>2</b>	<b>11</b>	<b>86</b>	<b>7.8</b>	<b>32</b>	<b>1</b>

### SINGLE-GAME HIGHS: RUSHING/RECEIVING

<b>Rush Attempts</b>	2 vs. Green Bay Packers, Dec 11, 2023 2 vs. New York Jets, Oct 29, 2023 1 vs. Los Angeles Rams, Dec 31, 2023 1 at Washington Commanders, Nov 19, 2023 ...5 more at 1.	<b>Receiving Average</b>	17.0 vs. Philadelphia Eagles, Jan 07, 2024 13.2 vs. Green Bay Packers, Dec 11, 2023 12.3 vs. Baltimore Ravens, Oct 16, 2022 11.7 at Washington Commanders, Nov 19, 2023 11.1 vs. Detroit Lions, Nov 20, 2022
<b>Rushing Yards</b>	36 vs. Green Bay Packers, Dec 11, 2023 24 vs. Los Angeles Rams, Dec 31, 2023 17 vs. New York Jets, Oct 29, 2023 7 vs. Seattle Seahawks, Oct 02, 2023 4 vs. Detroit Lions, Nov 20, 2022	<b>Longest Receptions</b>	33 vs. Philadelphia Eagles, Jan 07, 2024 32 vs. Green Bay Packers, Dec 11, 2023 26 vs. Philadelphia Eagles, Jan 07, 2024 25 vs. Green Bay Packers, Dec 11, 2023 22 vs. Washington Commanders, Oct 22, 2023
<b>Longest Runs</b>	32 vs. Green Bay Packers, Dec 11, 2023 24t vs. Los Angeles Rams, Dec 31, 2023 10 vs. New York Jets, Oct 29, 2023 7 vs. New York Jets, Oct 29, 2023 7 vs. Seattle Seahawks, Oct 02, 2023	<b>Receiving TDs</b>	1 at Las Vegas Raiders, Nov 05, 2023 1 vs. Baltimore Ravens, Oct 16, 2022
<b>Rushing TDs</b>	1 vs. Los Angeles Rams, Dec 31, 2023	<b>All-Purpose Yards</b>	115 vs. Green Bay Packers, Dec 11, 2023 104 vs. Detroit Lions, Nov 20, 2022 85 vs. Philadelphia Eagles, Jan 07, 2024 79 vs. Los Angeles Rams, Dec 31, 2023 62 at Buffalo Bills, Oct 15, 2023
<b>Receptions</b>	9 vs. Detroit Lions, Nov 20, 2022 8 at Buffalo Bills, Oct 15, 2023 6 vs. Los Angeles Rams, Dec 31, 2023 6 vs. Green Bay Packers, Dec 11, 2023 6 at Jacksonville Jaguars, Oct 23, 2022	<b>Most TDs</b>	1 vs. Los Angeles Rams, Dec 31, 2023 1 at Las Vegas Raiders, Nov 05, 2023 1 vs. Baltimore Ravens, Oct 16, 2022
<b>Receiving Yards</b>	100 vs. Detroit Lions, Nov 20, 2022 85 vs. Philadelphia Eagles, Jan 07, 2024 79 vs. Green Bay Packers, Dec 11, 2023 62 at Buffalo Bills, Oct 15, 2023 55 vs. Los Angeles Rams, Dec 31, 2023		

### 100-YARD RECEIVING GAMES (1): REGULAR SEASON

DATE	TEAM	NO.	YDS.	AVG.	LG	TD
11/20/22	DETROIT	9	100	11.1	19	0

## 2022 GAME-BY-GAME REGULAR-SEASON STATISTICS (N.Y. GIANTS)

DATE	OPPONENT	P/S	RECEIVING					RUSHING					W/L/T	SCORE	
			NO.	YDS.	AVG.	LG	TD	NO.	YDS.	AVG.	LG	TD			
09/11	at Tennessee	P	1	5	5.0	5	0	0	0	0.0	0	0	0	W	21-20
09/18	Carolina													W	19-16
09/26	Dallas													L	16-23
10/02	Chicago													W	20-12
10/09	at Green Bay													W	27-22
10/16	Baltimore	P	3	37	12.3	17	1	0	0	0.0	0	0	0	W	24-20
10/23	at Jacksonville	P	6	50	8.3	17	0	0	0	0.0	0	0	0	W	23-17
10/30	at Seattle	S	2	15	7.5	9	0	0	0	0.0	0	0	0	L	13-27
11/13	Houston	S	2	20	10.0	11	0	1	-5	-5.0	-5	0	0	W	24-16
11/20	Detroit	S	9	100	11.1	19	0	1	4	4.0	4	0	0	L	18-31
11/24	at Dallas													L	20-28
12/04	Washington													T	20-20
12/11	Philadelphia													L	22-48
12/18	at Washington													W	20-12
12/24	at Minnesota													L	24-27
01/01	Indianapolis													W	38-10
01/08	at Philadelphia													L	16-22
<b>2022 TOTALS</b>		<b>6-3</b>	<b>23</b>	<b>227</b>	<b>9.9</b>	<b>19</b>	<b>1</b>	<b>2</b>	<b>-1</b>	<b>-0.5</b>	<b>4</b>	<b>0</b>	<b>0</b>	<b>9-7-1</b>	

## 2023 GAME-BY-GAME REGULAR-SEASON STATISTICS (N.Y. GIANTS)

DATE	OPPONENT	P/S	RECEIVING					RUSHING					W/L	SCORE	
			NO.	YDS.	AVG.	LG	TD	NO.	YDS.	AVG.	LG	TD			
09/10	Dallas													L	0-40
09/17	at Arizona													W	31-28
09/21	at San Francisco	P	4	21	5.3	8	0	0	0	0.0	0	0	0	L	12-30
10/02	Seattle	P	5	40	8.0	12	0	1	7	7.0	7	0	0	L	3-24
10/08	at Miami	S	5	18	3.6	7	0	1	1	1.0	1	0	0	L	16-31
10/15	at Buffalo	P	8	62	7.8	13	0	0	0	0.0	0	0	0	L	9-14
10/22	Washington	P	1	22	22.0	22	0	0	0	0.0	0	0	0	W	14-7
10/29	N.Y. Jets	S	0	0	0.0	0	0	2	17	8.5	10	0	0	L	10-13+
11/05	at Las Vegas	P	4	35	8.8	12	1	0	0	0.0	0	0	0	L	6-30
11/12	at Dallas	P	2	6	3.0	6	0	1	0	0.0	0	0	0	L	17-49
11/19	at Washington	S	3	35	11.7	21	0	1	2	2.0	2	0	0	W	31-19
11/26	New England	S	4	26	6.5	11	0	0	0	0.0	0	0	0	W	10-7
12/11	Green Bay	S	6	79	13.2	32	0	2	36	18.0	32	0	0	W	24-22
12/17	at New Orleans	S	4	25	6.3	13	0	0	0	0.0	0	0	0	L	6-24
12/25	at Philadelphia	S	3	16	5.3	8	0	0	0	0.0	0	0	0	L	25-33
12/31	L.A. Rams	S	6	55	9.2	20	0	1	24	24.0	24f	1	1	L	25-26
01/07	Philadelphia	P	5	85	17.0	33	0	0	0	0.0	0	0	0	W	27-10
<b>2023 TOTALS</b>		<b>15-8</b>	<b>60</b>	<b>525</b>	<b>8.8</b>	<b>33</b>	<b>1</b>	<b>9</b>	<b>87</b>	<b>9.7</b>	<b>32</b>	<b>1</b>	<b>1</b>	<b>6-11</b>	

+ - Overtime

## 2022 GAME-BY-GAME POSTSEASON STATISTICS (N.Y. GIANTS)

DATE	OPPONENT	P/S	RECEIVING					RUSHING					W/L	SCORE	
			NO.	YDS.	AVG.	LG	TD	NO.	YDS.	AVG.	LG	TD			
01/15	at Minnesota													W	31-24
01/21	at Philadelphia													L	7-38
<b>2022 TOTALS</b>		<b>0-0</b>	<b>0</b>	<b>0</b>	<b>0.0</b>	<b>0</b>	<b>0</b>	<b>0</b>	<b>0</b>	<b>0.0</b>	<b>0</b>	<b>0</b>	<b>0</b>	<b>1-1</b>	





# ALLEN ROBINSON II

WR

5

HEIGHT: 6-2  
WEIGHT: 220  
COLLEGE: PENN STATE  
HOW ACQUIRED: FA-'24  
NFL EXP.: 11TH YEAR  
GIANTS EXP.: 1ST YEAR

## HONORS

- » Pro Bowl: 2015
- » 2015 Ed Bock Courage Award (Jacksonville)
- » 2019 Walter Payton Man of the Year Nominee (Chicago)

## TRANSACTIONS

- » Originally a 2nd-round (61st pick overall) draft choice by the Jacksonville Jaguars in 2014...Signed as a free agent by the Chicago Bears on March 14, 2018...Signed as a free agent by the Los Angeles Rams on March 22, 2022...Traded to the Pittsburgh Steelers, along with a 7th-round pick (251st pick overall) for a 7th-round pick (234th pick overall) in the 2023 NFL Draft, on April 20, 2023...Released by Pittsburgh on March 8, 2024...Signed as a free agent by the Giants on May 9, 2024.

## CAREER HIGHLIGHTS

- » Robinson has played in 127 regular-season games with 122 starts for Jacksonville, Chicago, the Rams, and Pittsburgh, and started the 3 postseason games in which he played for the Bears and Steelers...Totals include 562 receptions for 7,028 yards and 43 touchdowns in the regular season, plus 18 catches for 210 yards and one score in the playoffs...Robinson's 562 receptions and 7,028 yards each placed him 20th among active players entering the 2024 season, and his 43 touchdown catches tie him with Seattle's DK Metcalf for 19th...Has 3 1,000-yard seasons and 16 100-yard games (plus one in the postseason)...Caught a career-high 10 passes in a game 6 times (plus one in the postseason)...Had at least one reception in each of his first 116 career games...Ranked 3rd in the NFL among wide receivers with 2,397 receiving yards during the 2019 and 2020 seasons (Stefon Diggs 2,665; DeAndre Hopkins 2,572), recording 1,147 yards in 2019 and 1,250 yards in 2020...He was the 5th Bears player ever to post back-to-back 1,000 yard-seasons...Tied for first in Bears history with five 10+ reception-games (Brandon Marshall and Alshon Jeffery)... His 14 touchdowns receptions in 2015 with Jacksonville are 4 more than any other Jaguars player has had in a season.
- » In 2023, started all 17 regular-season games and one postseason in his only season in Pittsburgh...Caught 34 passes for 280 yards, plus 2 for 12 yards in the AFC Wild Card Game at Buffalo...Compiled season-high totals of 5 receptions for 68 yards, including a season-long 31-yarder, vs. San Francisco (9/10)...Did not record a catch vs. Jacksonville (10/29), ending his career-starting streak of 116 regular-season games with at least one reception.
- » In 2022, started all 10 games in which he played for the Rams...Missed the season's final 6 games with stress fracture in his left foot...Registered 33 catches for 339 yards and 3 touchdowns...Became the 160th player in NFL history with 500 career receptions vs. Atlanta (9/18)...Registered a season-high 63 yards 5 catches, including a 5-yard touchdown, vs. Carolina (10/16)...Also scored in his final game of the season, at New Orleans (11/20).
- » In his final season with Chicago in 2021, played in 12 regular-season games with 11 starts...Inactive Weeks 11-13 with a hamstring strain...Tallied 38 receptions for 410 yards and one touchdown...Had 2 receptions for 24 yards, including an 11-yard touchdown, vs. Cincinnati (9/19)...Logged a season-high 68 receiving yards on four catches at Pittsburgh (11/8).
- » In 2020, started all 16 regular-season games and the Bears' postseason game...Led the team with a career-high 102 receptions (6th in the NFL) for 1,250 yards and 6 touchdowns...Robinson had the Bears' first 100-catch season running back Matt Forte in 2014 (102) and the first by a wide receiver since Brandon Marshall in 2013 (100)...Became the 5th Bears player to post back-to-back 1,000-yard campaigns, joining Curtis Conway (1995-96), Marty Booker (2001-02), Marshall (2012-13), and Alshon Jeffery (2013-14)...Joined Marshall as the only Bears players to surpass season totals of 100 catches and 1,200 receiving yards (Marshall did so in 2012-13)...Had 22 receptions of 20+ yards, which was tied for most in Bears history (Marcus Robinson, 1999)...Recorded a catch of 20+ yards in 14 straight games, the longest such streak in Bears history.
- » Tied his career high with 10 receptions in 3 games: at Atlanta (9/27), vs. Tampa Bay (10/8), and at Jacksonville (12/27)...Gained a season-high 123 yards at Atlanta and vs. Houston (12/13)...Scored a season-high 2 touchdowns while catching 8 passes for 74 yards at Green Bay (11/29)...Caught 7 passes for 101 yards and a touchdown vs. Indianapolis (10/4)...Became the 17th NFL player in history to hit career totals of at least 400 receptions, 5,000 receiving yards and 35 touchdowns by their 80th career game...Caught 6 passes for 55 yards in the NFC Wild Card Game at New Orleans (1/10).
- » In 2019, played in 16 games with 15 starts, recording 98 receptions for 1,147 yards and 7 touchdowns, all team highs...Recorded three 100-yard receiving games, including a season-high 131 on 6 catches vs. the Giants (11/24)...Registered 13 games with at least 5 catches, including 7 games with 7 or more...Eclipsed the 1,000-yard mark at Green Bay (12/15), becoming the first Bears receiver to surpass that milestone since Alshon Jeffery in 2014...Joined Brandon Marshall (2012-13) and Marty Booker (2002) as the only Bears to record 95+ receptions and 1,100 yards in a single season.
- » In his first season in Chicago in 2018, played in 13 regular-season games with 12 starts and started the Bears' postseason game...Caught 55 passes for 754 yards and 4 touchdowns...Matches his career high with 10 receptions vs. Seattle...Posted season-high totals of 133 yards and 2 touchdowns

on 6 receptions vs. Detroit (11/11)...In his postseason debut, caught 10 passes for 143 yards in the NFC Wild Card Game vs. Philadelphia (1/6)...The 10 receptions tied Matt Forte for the Chicago record for the most catches and his 143 receiving yards were the most in a postseason game in franchise history (passing Willie Gault - 129).

- » In his final season in Jacksonville in 2017, started the opening game, catching one pass for 17 yards before injuring his knee in the first quarter at Houston (9/10)...Placed on injured reserve and missed the remainder of the season.
- » In 2016, started all 16 games, catching 73 passes for 883 yards and 6 touchdowns...Tallied 9 catches for 147 yards vs. (12/24) and 9 receptions for 107 yards vs. Houston (11/10).
- » In 2015, started all 16 games, recording 80 receptions for career highs of 1,400 yards, a 17.5-yard average) and 14 touchdowns, the latter a single-season franchise record and tied for the NFL lead (Doug Baldwin, Brandon Marshall)...Selected to the Pro Bowl...Set career highs in receptions with 10 at Tennessee (12/6), receiving yards wit (155 vs. Miami (9/15) and receiving touchdowns with 3 at Tennessee (12/6)...Caught a career-long 90-yard touchdown pass at New Orleans (12/27)//Recorded six 100-yard receiving games, including 2 games with 150+ yards.
- » As a rookie in 2014, played in 10 games with 8 starts, recording 48 receptions for 548 yards and 2 touchdowns...Suffered a stress fracture in his left foot and missed the final 6 games...Was tied for first among rookies in receptions and 4th in receiving yards at the time of his injury.

## COLLEGE

- » Played in 25 games with 24 starts) at Penn State...Finished career with 177 receptions for 2,474 yards (14.0-yard avg.) and 17 touchdowns...Ranked 2nd in school history for career receptions...Two-time Big Ten Receiver of the Year and earned first-team All-Big Ten honors in back-to-back seasons...Third wide receiver in school history to earn first-team All-America honors...Led Big Ten in receptions and receiving yards in each of his last 2 seasons...In 2013, caught 97 passes for 1,432 yards and 6 touchdowns...In 2012, collected 77 receptions for 1,013 yards and 11 touchdowns.

## PERSONAL

- » Was the Bears' 2019 Walter Payton Man of the Year nominee...Captured the 2020 Brian Piccolo Award (veteran), which honors the Bears veteran who best exemplifies Piccolo's courage, loyalty, teamwork, dedication and sense of humor...In 2015, received Ed Block Courage Award in Jacksonville...PFWA Media Good Guy award in 2019...Played football at St. Mary's Prep in Detroit...As a senior, led the team to Michigan Division III state championship game...Recorded 44 receptions for 720 yards and 10 touchdowns...Returned 2 punts for touchdowns...Also intercepted 2 passes...Captain of the varsity basketball team...Telecommunications major.

### ALLEN ROBINSON II'S NFL REGULAR SEASON RUSHING/RECEIVING STATISTICS

DATE	TEAM	GP	GS	RECEIVING					RUSHING				
				NO.	YDS.	AVG.	LG	TD	NO.	YDS.	AVG.	LG	TD
2014	Jacksonville	10	8	48	548	11.4	54	2	0	0	0.0	0	0
2015	Jacksonville	16	16	80	1,400	17.5	90+	14	0	0	0.0	0	0
2016	Jacksonville	16	16	73	883	12.1	42	6	0	0	0.0	0	0
2017	Jacksonville	1	1	1	17	17.0	17	0	0	0	0.0	0	0
2018	Chicago	13	12	55	754	13.7	43	4	1	9	9.0	9	0
2019	Chicago	16	15	98	1,147	11.7	49	7	1	2	2.0	2	0
2020	Chicago	16	16	102	1,250	12.3	42	6	1	-1	-1.0	-1	0
2021	Chicago	12	12	38	410	10.8	39	1	0	0	0.0	0	0
2022	L.A. Rams	10	10	33	339	10.3	29	3	0	0	0.0	0	0
2023	Pittsburgh	17	17	34	280	8.2	31	0	0	0	0.0	0	0
<b>NFL TOTALS</b>		<b>127</b>	<b>123</b>	<b>562</b>	<b>7,028</b>	<b>12.5</b>	<b>90T</b>	<b>43</b>	<b>3</b>	<b>10</b>	<b>3.3</b>	<b>9</b>	<b>0</b>

### ALLEN ROBINSON II'S NFL POSTSEASON RUSHING/RECEIVING STATISTICS

DATE	TEAM	GP	GS	RECEIVING					RUSHING				
				NO.	YDS.	AVG.	LG	TD	NO.	YDS.	AVG.	LG	TD
2017	Jacksonville	0	0	0	0	0.0	0	0	0	0	0.0	0	0
2018	Chicago	1	1	10	143	14.3	45	1	0	0	0.0	0	0
2020	Chicago	1	1	6	55	9.2	21	0	0	0	0.0	0	0
2023	Pittsburgh	1	1	2	12	6.0	13	0	0	0	0.0	0	0
<b>NFL TOTALS</b>		<b>3</b>	<b>3</b>	<b>18</b>	<b>210</b>	<b>11.7</b>	<b>45</b>	<b>1</b>	<b>0</b>	<b>0</b>	<b>0.0</b>	<b>0</b>	<b>0</b>

## SINGLE-GAME HIGHS: RUSHING/RECEIVING

<b>Rush Attempts</b>	1 at Detroit Lions, Sep 13, 2020 1 at Minnesota Vikings, Dec 29, 2019 1 at San Francisco 49ers, Dec 23, 2018	<b>Longest Receptions</b>	90† at New Orleans Saints, Dec 27, 2015 54 at Washington Redskins, Sep 14, 2014 52 vs. Miami Dolphins, Sep 20, 2015 49 vs. New York Giants, Nov 24, 2019 48 at Indianapolis Colts, Oct 04, 2015 ...1 more at 48.
<b>Rushing Yards</b>	9 at San Francisco 49ers, Dec 23, 2018 2 at Minnesota Vikings, Dec 29, 2019	<b>Receiving TDs</b>	3 at Tennessee Titans, Dec 06, 2015 2 at Green Bay Packers, Nov 29, 2020 2 vs. Dallas Cowboys, Dec 05, 2019 2 at Oakland Raiders, Oct 06, 2019 ...4 more at 2.
<b>Longest Runs</b>	9 at San Francisco 49ers, Dec 23, 2018 2 at Minnesota Vikings, Dec 29, 2019	<b>All-Purpose Yards</b>	155 vs. Miami Dolphins, Sep 20, 2015 153 at Tennessee Titans, Dec 06, 2015 151 at New Orleans Saints, Dec 27, 2015 147 vs. Tennessee Titans, Dec 24, 2016 133 vs. Detroit Lions, Nov 11, 2018
<b>Receptions</b>	10 at Jacksonville Jaguars, Dec 27, 2020 10 vs. Tampa Bay Buccaneers, Oct 08, 2020 10 at Atlanta Falcons, Sep 27, 2020 ...3 more at 10.	<b>Most TDs</b>	3 at Tennessee Titans, Dec 06, 2015 2 at Green Bay Packers, Nov 29, 2020 2 vs. Dallas Cowboys, Dec 05, 2019 2 at Oakland Raiders, Oct 06, 2019 ...4 more at 2.
<b>Receiving Yards</b>	155 vs. Miami Dolphins, Sep 20, 2015 153 at Tennessee Titans, Dec 06, 2015 151 at New Orleans Saints, Dec 27, 2015 147 vs. Tennessee Titans, Dec 24, 2016 133 vs. Detroit Lions, Nov 11, 2018	<b>Miscellaneous Tackles</b>	1 vs. Jacksonville Jaguars, Oct 29, 2023 1 at Houston Texans, Oct 01, 2023 1 vs. New York Giants, Jan 02, 2022 ...8 more at 1.
<b>Receiving Average</b>	25.8 vs. Miami Dolphins, Sep 20, 2015 25.2 at New Orleans Saints, Dec 27, 2015 22.6 vs. Tennessee Titans, Nov 19, 2015 22.2 vs. Detroit Lions, Nov 11, 2018 21.8 vs. New York Giants, Nov 24, 2019	<b>Scrimmage Yards</b>	155 vs. Miami Dolphins, Sep 20, 2015 153 at Tennessee Titans, Dec 06, 2015 151 at New Orleans Saints, Dec 27, 2015 147 vs. Tennessee Titans, Dec 24, 2016 133 vs. Detroit Lions, Nov 11, 2018

## SINGLE-GAME HIGHS - POSTSEASON: RECEIVING

<b>Receptions</b>	10 vs. Philadelphia Eagles, Jan 06, 2019 6 at New Orleans Saints, Jan 10, 2021 2 at Buffalo Bills, Jan 15, 2024	<b>Receiving TDs</b>	1 vs. Philadelphia Eagles, Jan 06, 2019
<b>Receiving Yards</b>	143 vs. Philadelphia Eagles, Jan 06, 2019 55 at New Orleans Saints, Jan 10, 2021 12 at Buffalo Bills, Jan 15, 2024	<b>All-Purpose Yards</b>	143 vs. Philadelphia Eagles, Jan 06, 2019 55 at New Orleans Saints, Jan 10, 2021 12 at Buffalo Bills, Jan 15, 2024
<b>Receiving Average</b>	14.3 vs. Philadelphia Eagles, Jan 06, 2019 9.2 at New Orleans Saints, Jan 10, 2021	<b>Most TDs</b>	1 vs. Philadelphia Eagles, Jan 06, 2019
<b>Longest Receptions</b>	45 vs. Philadelphia Eagles, Jan 06, 2019 25 vs. Philadelphia Eagles, Jan 06, 2019 22† vs. Philadelphia Eagles, Jan 06, 2019 21 at New Orleans Saints, Jan 10, 2021 15 at New Orleans Saints, Jan 10, 2021	<b>Scrimmage Yards</b>	143 vs. Philadelphia Eagles, Jan 06, 2019 55 at New Orleans Saints, Jan 10, 2021 12 at Buffalo Bills, Jan 15, 2024

## 100-YARD RECEIVING GAMES (16): REGULAR SEASON

DATE	TEAM	NO.	YDS.	AVG.	LG	TD
09/20/15	MIAMI	6	155	25.8	52	2
11/08/15	at N.Y. Jets	6	121	20.2	44	0
11/19/15	TENNESSEE	5	113	22.6	38	0
12/06/15	at Tennessee	10	153	15.3	44	3
12/27/15	at New Orleans	6	151	25.2	90t	1
01/03/16	at Houston	5	108	21.6	36	0
11/13/16	HOUSTON	9	107	11.9	19	1
12/24/16	TENNESSEE	9	147	16.3	37	0
11/11/18	DETROIT	6	133	22.2	36t	2
09/05/19	GREEN BAY	7	102	14.6	27	0
11/24/19	N.Y. GIANTS	6	131	21.8	49	1
12/15/19	at Green Bay	7	125	17.9	34	0
09/27/20	at Atlanta	10	123	12.3	37t	1
10/04/20	INDIANAPOLIS	7	101	14.4	27	1
12/13/20	HOUSTON	9	123	13.7	35	1
12/27/20	at Jacksonville	10	103	10.3	21	0

## 100-YARD RECEIVING GAMES (1): POSTSEASON

DATE	TEAM	NO.	YDS.	AVG.	LG	TD
01/06/19	PHILADELPHIA	10	143	14.3	45	1

## 2014 GAME-BY-GAME REGULAR-SEASON STATISTICS (JACKSONVILLE)

DATE	OPPONENT	P/S	RECEIVING					RUSHING					W/L	SCORE
			NO.	YDS.	AVG.	LG	TD	NO.	YDS.	AVG.	LG	TD		
09/07	at Philadelphia	P	1	0	0.0	0	0	0	0	0.0	0	0	L	17-34
09/14	at Washington	P	4	75	18.8	54	0	0	0	0.0	0	0	L	10-41
09/21	Indianapolis	S	7	79	11.3	21	0	0	0	0.0	0	0	L	17-44
09/28	at San Diego	S	5	38	7.6	14	0	0	0	0.0	0	0	L	14-33
10/05	Pittsburgh	S	5	51	10.2	17	0	0	0	0.0	0	0	L	9-17
10/12	at Tennessee	S	8	68	8.5	15	0	0	0	0.0	0	0	L	14-16
10/19	Cleveland	S	4	60	15.0	31t	1	0	0	0.0	0	0	W	24-6
10/26	Miami	S	5	82	16.4	48t	1	0	0	0.0	0	0	L	13-27
11/02	at Cincinnati	S	4	35	8.8	13	0	0	0	0.0	0	0	L	23-33
11/09	Dallas	S	5	60	12.0	31	0	0	0	0.0	0	0	L	17-31
<b>2014 TOTALS</b>		<b>10-8</b>	<b>48</b>	<b>548</b>	<b>11.4</b>	<b>54</b>	<b>2</b>	<b>0</b>	<b>0</b>	<b>0.0</b>	<b>0</b>	<b>0</b>	<b>1-9</b>	

## 2015 GAME-BY-GAME REGULAR-SEASON STATISTICS (JACKSONVILLE)

DATE	OPPONENT	P/S	RECEIVING					RUSHING					W/L	SCORE
			NO.	YDS.	AVG.	LG	TD	NO.	YDS.	AVG.	LG	TD		
09/13	Carolina	S	1	27	27.0	27	0	0	0	0.0	0	0	L	9-20
09/20	Miami	S	6	155	25.8	52	2	0	0	0.0	0	0	W	23-20
09/27	at New England	S	4	68	17.0	37	0	0	0	0.0	0	0	L	17-51
10/04	at Indianapolis	S	4	80	20.0	48	0	0	0	0.0	0	0	L	13-16+
10/11	at Tampa Bay	S	7	72	10.3	21	2	0	0	0.0	0	0	L	31-38
10/18	Houston	S	6	86	14.3	25	1	0	0	0.0	0	0	L	20-31
10/25	Buffalo	S	6	98	16.3	23	1	0	0	0.0	0	0	W	34-31
11/08	at N.Y. Jets	S	6	121	20.2	44	0	0	0	0.0	0	0	L	23-28
11/15	at Baltimore	S	5	51	10.2	16	1	0	0	0.0	0	0	W	22-20
11/19	Tennessee	S	5	113	22.6	38	0	0	0	0.0	0	0	W	19-13
11/29	San Diego	S	5	56	11.2	25	1	0	0	0.0	0	0	L	25-31
12/06	at Tennessee	S	10	153	15.3	44	3	0	0	0.0	0	0	L	39-42
12/13	Indianapolis	S	1	4	4.0	4t	1	0	0	0.0	0	0	W	51-16
12/20	Atlanta	S	3	57	19.0	25	1	0	0	0.0	0	0	L	17-23
12/27	at New Orleans	S	6	151	25.2	90t	1	0	0	0.0	0	0	L	27-38
01/03	at Houston	S	5	108	21.6	36	0	0	0	0.0	0	0	L	6-30
<b>2015 TOTALS</b>		<b>16-16</b>	<b>80</b>	<b>1,400</b>	<b>17.5</b>	<b>90T</b>	<b>14</b>	<b>0</b>	<b>0</b>	<b>0.0</b>	<b>0</b>	<b>0</b>	<b>5-11</b>	

+ - Overtime



## 2016 GAME-BY-GAME REGULAR-SEASON STATISTICS (JACKSONVILLE)

DATE	OPPONENT	P/S	RECEIVING					RUSHING					W/L	SCORE
			NO.	YDS.	AVG.	LG	TD	NO.	YDS.	AVG.	LG	TD		
09/11	Green Bay	S	6	72	12.0	22	0	0	0	0.0	0	0	L	23-27
09/18	at San Diego	S	3	54	18.0	35	0	0	0	0.0	0	0	L	14-38
09/25	Baltimore	S	7	57	8.1	14	2	0	0	0.0	0	0	L	17-19
10/02	Indianapolis	S	5	55	11.0	17	1	0	0	0.0	0	0	W	30-27
10/16	at Chicago	S	3	49	16.3	18	0	0	0	0.0	0	0	W	17-16
10/23	Oakland	S	2	9	4.5	5	0	0	0	0.0	0	0	L	16-33
10/27	at Tennessee	S	6	70	11.7	21	0	0	0	0.0	0	0	L	22-36
11/06	at Kansas City	S	7	76	10.9	20	1	0	0	0.0	0	0	L	14-19
11/13	Houston	S	9	107	11.9	19	1	0	0	0.0	0	0	L	21-24
11/20	at Detroit	S	3	18	6.0	11	1	0	0	0.0	0	0	L	19-26
11/27	at Buffalo	S	2	24	12.0	24	0	0	0	0.0	0	0	L	21-28
12/04	Denver	S	3	31	10.3	21	0	0	0	0.0	0	0	L	10-20
12/11	Minnesota	S	1	17	17.0	17	0	0	0	0.0	0	0	L	16-25
12/18	at Houston	S	2	15	7.5	9	0	0	0	0.0	0	0	L	20-21
12/24	Tennessee	S	9	147	16.3	37	0	0	0	0.0	0	0	W	38-17
01/01	at Indianapolis	S	5	82	16.4	42	0	0	0	0.0	0	0	L	20-24
<b>2016 TOTALS</b>		<b>16-16</b>	<b>73</b>	<b>883</b>	<b>12.1</b>	<b>42</b>	<b>6</b>	<b>0</b>	<b>0</b>	<b>0.0</b>	<b>0</b>	<b>0</b>	<b>3-13</b>	

## 2017 GAME-BY-GAME REGULAR-SEASON STATISTICS (JACKSONVILLE)

DATE	OPPONENT	P/S	RECEIVING					RUSHING					W/L	SCORE
			NO.	YDS.	AVG.	LG	TD	NO.	YDS.	AVG.	LG	TD		
09/10	at Houston	S	1	17	17.0	17	0	0	0	0.0	0	0	W	29-7
09/17	Tennessee												L	16-37
09/24	Baltimore												W	44-7
10/01	at N.Y. Jets												L	20-23+
10/08	at Pittsburgh												W	30-9
10/15	L.A. Rams												L	17-27
10/22	at Indianapolis												W	27-0
11/05	Cincinnati												W	23-7
11/12	L.A. Chargers												W	20-17+
11/19	at Cleveland												W	19-7
11/26	at Arizona												L	24-27
12/03	Indianapolis												W	30-10
12/10	Seattle												W	30-24
12/17	Houston												W	45-7
12/24	at San Francisco												L	33-44
12/31	at Tennessee												L	10-15
<b>2017 TOTALS</b>		<b>1-1</b>	<b>1</b>	<b>17</b>	<b>17.0</b>	<b>17</b>	<b>0</b>	<b>0</b>	<b>0</b>	<b>0.0</b>	<b>0</b>	<b>0</b>	<b>10-6</b>	

+ - Overtime

## 2018 GAME-BY-GAME REGULAR-SEASON STATISTICS (CHICAGO)

DATE	OPPONENT	P/S	RECEIVING					RUSHING					W/L	SCORE
			NO.	YDS.	AVG.	LG	TD	NO.	YDS.	AVG.	LG	TD		
09/09	at Green Bay	P	4	61	15.3	33	0	0	0	0.0	0	0	L	23-24
09/17	Seattle	S	10	83	8.3	14	0	0	0	0.0	0	0	W	24-17
09/23	at Arizona	S	3	50	16.7	39	0	0	0	0.0	0	0	W	16-14
09/30	Tampa Bay	S	2	23	11.5	14†	1	0	0	0.0	0	0	W	48-10
10/14	at Miami	S	5	64	12.8	21	1	0	0	0.0	0	0	L	28-31+
10/21	New England	S	1	4	4.0	4	0	0	0	0.0	0	0	L	31-38
10/28	N.Y. Jets						INACTIVE						W	24-10
11/04	at Buffalo						INACTIVE						W	41-9
11/11	Detroit	S	6	133	22.2	36†	2	0	0	0.0	0	0	W	34-22
11/18	Minnesota	S	3	39	13.0	17	0	0	0	0.0	0	0	W	25-20
11/22	at Detroit	S	2	37	18.5	29	0	0	0	0.0	0	0	W	23-16
12/02	at N.Y. Giants	S	5	79	15.8	30	0	0	0	0.0	0	0	L	27-30+
12/09	L.A. Rams	S	5	42	8.4	14	0	0	0	0.0	0	0	W	15-6
12/16	Green Bay	S	3	54	18.0	30	0	0	0	0.0	0	0	W	24-17
12/23	at San Francisco	S	6	85	14.2	43	0	1	9	9.0	9	0	W	14-9
12/30	at Minnesota						ON INACTIVE LIST						W	24-10
<b>2018 TOTALS</b>		<b>13-12</b>	<b>55</b>	<b>754</b>	<b>13.7</b>	<b>43</b>	<b>4</b>	<b>1</b>	<b>9</b>	<b>9.0</b>	<b>9</b>	<b>0</b>	<b>12-4</b>	

+ - Overtime

## 2019 GAME-BY-GAME REGULAR-SEASON STATISTICS (CHICAGO)

DATE	OPPONENT	P/S	RECEIVING					RUSHING					W/L	SCORE
			NO.	YDS.	AVG.	LG	TD	NO.	YDS.	AVG.	LG	TD		
09/05	Green Bay	P	7	102	14.6	27	0	0	0	0.0	0	0	L	3-10
09/15	at Denver	S	4	41	10.3	25	0	0	0	0.0	0	0	W	16-14
09/23	at Washington	S	6	60	10.0	14	0	0	0	0.0	0	0	W	31-15
09/29	Minnesota	S	7	77	11.0	25	0	0	0	0.0	0	0	W	16-6
10/06	at Oakland	S	7	97	13.9	32	2	0	0	0.0	0	0	L	21-24
10/20	New Orleans	S	10	87	8.7	17	1	0	0	0.0	0	0	L	25-36
10/27	L.A. Chargers	S	5	62	12.4	31	0	0	0	0.0	0	0	L	16-17
11/03	at Philadelphia	S	1	6	6.0	6	0	0	0	0.0	0	0	L	14-22
11/10	Detroit	S	6	86	14.3	33	0	0	0	0.0	0	0	W	20-13
11/17	at L.A. Rams	S	4	15	3.8	6	0	0	0	0.0	0	0	L	7-17
11/24	N.Y. Giants	S	6	131	21.8	49	1	0	0	0.0	0	0	W	19-14
11/28	at Detroit	S	8	86	10.8	16	1	0	0	0.0	0	0	W	24-20
12/05	Dallas	S	5	48	9.6	22	2	0	0	0.0	0	0	W	31-24
12/15	at Green Bay	S	7	125	17.9	34	0	0	0	0.0	0	0	L	13-21
12/22	Kansas City	S	6	53	8.8	17	0	0	0	0.0	0	0	L	3-26
12/29	at Minnesota	S	9	71	7.9	18	0	1	2	2.0	2	0	W	21-19
<b>2019 TOTALS</b>		<b>16-15</b>	<b>98</b>	<b>1,147</b>	<b>11.7</b>	<b>49</b>	<b>7</b>	<b>1</b>	<b>2</b>	<b>2.0</b>	<b>2</b>	<b>0</b>	<b>8-8</b>	

## 2020 GAME-BY-GAME REGULAR-SEASON STATISTICS (CHICAGO)

DATE	OPPONENT	P/S	RECEIVING					RUSHING					W/L	SCORE
			NO.	YDS.	AVG.	LG	TD	NO.	YDS.	AVG.	LG	TD		
09/13	at Detroit	S	5	74	14.8	22	0	1	-1	-1.0	-1	0	W	27-23
09/20	N.Y. Giants	S	3	33	11.0	17	0	0	0	0.0	0	0	W	17-13
09/27	at Atlanta	S	10	123	12.3	37	1	0	0	0.0	0	0	W	30-26
10/04	Indianapolis	S	7	101	14.4	27	1	0	0	0.0	0	0	L	11-19
10/08	Tampa Bay	S	10	90	9.0	24	0	0	0	0.0	0	0	W	20-19
10/18	at Carolina	S	5	53	10.6	23	0	0	0	0.0	0	0	W	23-16
10/26	at L.A. Rams	S	4	70	17.5	42	0	0	0	0.0	0	0	L	10-24
11/01	New Orleans	S	6	87	14.5	28	1	0	0	0.0	0	0	L	23-26+
11/08	at Tennessee	S	7	81	11.6	27	0	0	0	0.0	0	0	L	17-24
11/16	Minnesota	S	6	43	7.2	24	0	0	0	0.0	0	0	L	13-19
11/29	at Green Bay	S	8	74	9.3	20	2	0	0	0.0	0	0	L	25-41
12/06	Detroit	S	6	75	12.5	21	0	0	0	0.0	0	0	L	30-34
12/13	Houston	S	9	123	13.7	35	1	0	0	0.0	0	0	W	36-7
12/20	at Minnesota	S	4	83	20.8	35	0	0	0	0.0	0	0	W	33-27
12/27	at Jacksonville	S	10	103	10.3	21	0	0	0	0.0	0	0	W	41-17
01/03	Green Bay	S	2	37	18.5	23	0	0	0	0.0	0	0	L	16-35
<b>2020 TOTALS</b>		<b>16-16</b>	<b>102</b>	<b>1,250</b>	<b>12.3</b>	<b>42</b>	<b>6</b>	<b>1</b>	<b>-1</b>	<b>-1.0</b>	<b>-1</b>	<b>0</b>	<b>8-8</b>	

+ - Overtime

## 2021 GAME-BY-GAME REGULAR-SEASON STATISTICS (CHICAGO)

DATE	OPPONENT	P/S	RECEIVING					RUSHING					W/L	SCORE
			NO.	YDS.	AVG.	LG	TD	NO.	YDS.	AVG.	LG	TD		
09/12	at L.A. Rams	S	6	35	5.8	9	0	0	0	0.0	0	0	L	14-34
09/19	Cincinnati	S	2	24	12.0	13	1	0	0	0.0	0	0	W	20-17
09/26	at Cleveland	S	2	27	13.5	18	0	0	0	0.0	0	0	L	6-26
10/03	Detroit	S	3	63	21.0	28	0	0	0	0.0	0	0	W	24-14
10/10	at Las Vegas	S	4	32	8.0	12	0	0	0	0.0	0	0	W	20-9
10/17	Green Bay	S	4	53	13.3	20	0	0	0	0.0	0	0	L	14-24
10/24	at Tampa Bay	S	2	16	8.0	12	0	0	0	0.0	0	0	L	3-38
10/31	San Francisco	S	3	21	7.0	10	0	0	0	0.0	0	0	L	22-33
11/08	at Pittsburgh	S	4	68	17.0	39	0	0	0	0.0	0	0	L	27-29
11/21	Baltimore												L	13-16
11/25	at Detroit												W	16-14
12/05	Arizona												L	22-33
12/12	at Green Bay	S	2	14	7.0	8	0	0	0	0.0	0	0	L	30-45
12/20	Minnesota												L	9-17
12/26	at Seattle												W	25-24
01/02	N.Y. Giants	S	4	35	8.8	13	0	0	0	0.0	0	0	W	29-3
01/09	at Minnesota	S	2	22	11.0	16	0	0	0	0.0	0	0	L	17-31
<b>2021 TOTALS</b>		<b>12-12</b>	<b>38</b>	<b>410</b>	<b>10.8</b>	<b>39</b>	<b>1</b>	<b>0</b>	<b>0</b>	<b>0.0</b>	<b>0</b>	<b>0</b>	<b>6-11</b>	

## 2022 GAME-BY-GAME REGULAR-SEASON STATISTICS (L.A. RAMS)

DATE	OPPONENT	P/S	RECEIVING					RUSHING					W/L	SCORE
			NO.	YDS.	AVG.	LG	TD	NO.	YDS.	AVG.	LG	TD		
09/08	Buffalo	S	1	12	12.0	12	0	0	0	0.0	0	0	L	10-31
09/18	Atlanta	S	4	53	13.3	29	1	0	0	0.0	0	0	W	31-27
09/25	at Arizona	S	2	23	11.5	15	0	0	0	0.0	0	0	W	20-12
10/03	at San Francisco	S	2	7	3.5	5	0	0	0	0.0	0	0	L	9-24
10/09	Dallas	S	3	12	4.0	6	0	0	0	0.0	0	0	L	10-22
10/16	Carolina	S	5	63	12.6	22	1	0	0	0.0	0	0	W	24-10
10/30	San Francisco	S	5	54	10.8	23	0	0	0	0.0	0	0	L	14-31
11/06	at Tampa Bay	S	3	24	8.0	15	0	0	0	0.0	0	0	L	13-16
11/13	Arizona	S	4	44	11.0	14	0	0	0	0.0	0	0	L	17-27
11/20	at New Orleans	S	4	47	11.8	17	1	0	0	0.0	0	0	L	20-27
11/27	at Kansas City												L	10-26
12/04	Seattle												L	23-27
12/08	Las Vegas												W	17-16
12/19	at Green Bay												L	12-24
12/25	Denver												W	51-14
01/01	at L.A. Chargers												L	10-31
01/08	at Seattle												L	16-19+
<b>2022 TOTALS</b>		<b>10-10</b>	<b>33</b>	<b>339</b>	<b>10.3</b>	<b>29</b>	<b>3</b>	<b>0</b>	<b>0</b>	<b>0.0</b>	<b>0</b>	<b>0</b>	<b>5-12</b>	

+ - Overtime

## 2023 GAME-BY-GAME REGULAR-SEASON STATISTICS (PITTSBURGH)

DATE	OPPONENT	P/S	RECEIVING					RUSHING					W/L	SCORE
			NO.	YDS.	AVG.	LG	TD	NO.	YDS.	AVG.	LG	TD		
09/10	San Francisco	S	5	64	12.8	31	0	0	0	0.0	0	0	L	7-30
09/18	Cleveland	S	2	12	6.0	7	0	0	0	0.0	0	0	W	26-22
09/24	at Las Vegas	S	4	24	6.0	8	0	0	0	0.0	0	0	W	23-18
10/01	at Houston	S	1	8	8.0	8	0	0	0	0.0	0	0	L	6-30
10/08	Baltimore	S	5	29	5.8	10	0	0	0	0.0	0	0	W	17-10
10/22	at L.A. Rams	S	1	7	7.0	7	0	0	0	0.0	0	0	W	24-17
10/29	Jacksonville	S	0	0	0.0	0	0	0	0	0.0	0	0	L	10-20
11/02	Tennessee	S	1	10	10.0	10	0	0	0	0.0	0	0	W	20-16
11/12	Green Bay	S	0	0	0.0	0	0	0	0	0.0	0	0	W	23-19
11/19	at Cleveland	S	3	20	6.7	11	0	0	0	0.0	0	0	L	10-13
11/26	at Cincinnati	S	1	11	11.0	11	0	0	0	0.0	0	0	W	16-10
12/03	Arizona	S	3	19	6.3	8	0	0	0	0.0	0	0	L	10-24
12/07	New England	S	1	21	21.0	21	0	0	0	0.0	0	0	L	18-21
12/16	at Indianapolis	S	3	19	6.3	8	0	0	0	0.0	0	0	L	13-30
12/23	Cincinnati	S	4	36	9.0	14	0	0	0	0.0	0	0	W	34-11
12/31	at Seattle	S	0	0	0.0	0	0	0	0	0.0	0	0	W	30-23
01/06	at Baltimore	S	0	0	0.0	0	0	0	0	0.0	0	0	W	17-10
<b>2023 TOTALS</b>		<b>17-17</b>	<b>34</b>	<b>280</b>	<b>8.2</b>	<b>31</b>	<b>0</b>	<b>0</b>	<b>0</b>	<b>0.0</b>	<b>0</b>	<b>0</b>	<b>10-7</b>	

## 2017 GAME-BY-GAME POSTSEASON STATISTICS (JACKSONVILLE)

DATE	OPPONENT	P/S	RECEIVING					RUSHING					W/L	SCORE
			NO.	YDS.	AVG.	LG	TD	NO.	YDS.	AVG.	LG	TD		
01/07	Buffalo												W	10-3
01/14	at Pittsburgh												W	45-42
01/21	at New England												L	20-24
<b>2017 TOTALS</b>		<b>0-0</b>	<b>0</b>	<b>0</b>	<b>0.0</b>	<b>0</b>	<b>0</b>	<b>0</b>	<b>0</b>	<b>0.0</b>	<b>0</b>	<b>0</b>	<b>2-1</b>	

## 2018 GAME-BY-GAME POSTSEASON STATISTICS (CHICAGO)

DATE	OPPONENT	P/S	RECEIVING					RUSHING					W/L	SCORE
			NO.	YDS.	AVG.	LG	TD	NO.	YDS.	AVG.	LG	TD		
01/06	Philadelphia	S	10	143	14.3	45	1	0	0	0.0	0	0	L	15-16
<b>2018 TOTALS</b>		<b>1-1</b>	<b>10</b>	<b>143</b>	<b>14.3</b>	<b>45</b>	<b>1</b>	<b>0</b>	<b>0</b>	<b>0.0</b>	<b>0</b>	<b>0</b>	<b>0-1</b>	




## 2020 GAME-BY-GAME POSTSEASON STATISTICS (CHICAGO)

DATE	OPPONENT	P/S	RECEIVING					RUSHING					W/L	SCORE	
			NO.	YDS.	AVG.	LG	TD	NO.	YDS.	AVG.	LG	TD			
01/10	at New Orleans	S	6	55	9.2	21	0	0	0	0.0	0	0	0	L	9-21
<b>2020 TOTALS</b>		<b>1-1</b>	<b>6</b>	<b>55</b>	<b>9.2</b>	<b>21</b>	<b>0</b>	<b>0</b>	<b>0</b>	<b>0.0</b>	<b>0</b>	<b>0</b>	<b>0</b>	<b>0-1</b>	

## 2023 GAME-BY-GAME POSTSEASON STATISTICS (PITTSBURGH)

DATE	OPPONENT	P/S	RECEIVING					RUSHING					W/L	SCORE	
			NO.	YDS.	AVG.	LG	TD	NO.	YDS.	AVG.	LG	TD			
01/15	at Buffalo	S	2	12	6.0	13	0	0	0	0.0	0	0	0	L	17-31
<b>2023 TOTALS</b>		<b>1-1</b>	<b>2</b>	<b>12</b>	<b>6.0</b>	<b>13</b>	<b>0</b>	<b>0</b>	<b>0</b>	<b>0.0</b>	<b>0</b>	<b>0</b>	<b>0</b>	<b>0-1</b>	



# JON RUNYAN JR.

G

HEIGHT: 6-4  
WEIGHT: 307  
COLLEGE: MICHIGAN  
HOW ACQUIRED: FA-'24  
NFL EXP.: 5TH YEAR  
GIANTS EXP.: 1ST YEAR

76

## TRANSACTIONS

- » Originally a 6th-round (192nd pick overall) draft choice by the Green Bay Packers in 2020...Signed as a free agent by the Giants on March 13, 2024.

## CAREER HIGHLIGHTS

- » Runyan has played in 67 regular-season games with 50 starts and in 5 postseason games with 3 starts...Never missed a game in his 4 seasons in Green Bay...In the regular season, his first 22 starts were at left guard, the last 28 at right guard...Has one start at left guard and 2 at right guard in the postseason.
- » In 2023, started all 19 regular season and postseason games at right guard...Integral part of a Green Bay offense that finished 11th in the NFL in total yards (345.5 a game) and scoring (22.5 a game) and advanced to the NFC divisional playoffs.
- » In 2022, started all 17 games – the first 6 at left guard, the last 11 at right guard – and was part of a line that helped the Packers rank No. 7 in the NFL in sacks allowed (32).
- » In 2021, played in all 17 games, including starts at left guard in each of the final 16 games, plus another in the postseason...Did not commit a penalty all season.
- » As a rookie in 2020, played in all 16 regular-season and 2 postseason games...Became the first Green Bay offensive lineman drafted in the 6th round or later to play in every game as a rookie since Mark Tauscher in 2000.

## COLLEGE

- » At Michigan, played in 32 games with 25 starts (24 contests at left tackle, one at right tackle...Earned first-team All-Big Ten honors from the conference's coaches as both a junior and a senior, also taking home first-team recognition from the media as a senior in 2019...Was a 2-time recipient (2018-19) of the Hugh R. Radar Award as Michigan's top offensive lineman...As a senior in 2019, started the final 11 games...First-team All-Big Ten honors...Missed the first 2 games of the season due to injury...In 2018, started all 13 contests at left tackle...First-team All-Big Ten...Made his first career start at Notre Dame...As a sophomore in 2017, played in 8 games with one start at right tackle... Made his collegiate debut at right guard vs. Florida (Sept. 2)...In 2016, missed the entire season with an injury.

## PERSONAL

- » Earned his degree in sociology...Earned first-team all-state honors at St. Joseph's Preparatory School in Philadelphia, where he helped the Hawks win 2 straight PIAA Class AAAA state titles...Anchored a line that helped the offense average 201.5 rushing yards per game...Also served as the kicker, earning 2nd-team All-Philadelphia Catholic League honors as a senior...Given name Jon Daniel Runyan, Jr. ...Born in Houston...His father, Jon Sr., was an All-Big Ten selection at Michigan in 1995 and went on to play 14 seasons in the NFL as an offensive tackle with the Houston Oilers/Tennessee Titans (1996-99), Philadelphia Eagles (2000-08) and San Diego Chargers (2009)...Jon Sr. also served as the U.S. Representative for New Jersey's 3rd congressional district from 2011 to 2015 and currently works for the NFL as the vice president of policy and rules administration...His sister, Bella, played basketball at Villanova...Studied abroad in May 2017 in Barcelona, Spain.

## JON RUNYAN JR.'S NFL REGULAR SEASON STATISTICS

DATE	TEAM	GP	GS
2020	Green Bay	16	0
2021	Green Bay	17	16
2022	Green Bay	17	17
2023	Green Bay	17	17
<b>NFL TOTALS</b>		<b>67</b>	<b>50</b>

## JON RUNYAN JR.'S NFL POSTSEASON STATISTICS

DATE	TEAM	GP	GS
2020	Green Bay	2	0
2021	Green Bay	1	1
2023	Green Bay	2	2
<b>NFL TOTALS</b>		<b>5</b>	<b>3</b>



# AUSTIN SCHLOTTMANN

[SHLOTE-man]

65

G

**HEIGHT:** 6-6  
**WEIGHT:** 300  
**COLLEGE:** TCU  
**HOW ACQUIRED:** FA-'24  
**NFL EXP.:** 6TH YEAR  
**GIANTS EXP.:** 1ST YEAR

## TRANSACTIONS

- » Originally signed as a rookie free agent by the Denver Broncos on May 1, 2018...Waived by Denver on Sept. 2, 2018, and signed to the Broncos' practice squad on Sept. 2, 2018...Signed to a reserve/futures contract by Denver on Dec. 31, 2018...Waived by Denver on Aug. 31, 2021 and signed to the Broncos' practice squad on Sept. 1, 2021...Signed to Denver's active roster on Nov. 9, 2021...Signed as a free agent by the Minnesota Vikings on March 18, 2022...Signed as a free agent by the Giants on March 15, 2024.

## CAREER NOTES

- » Has played in 67 regular-season games with 14 starts for Denver and Minnesota...Made his first 6 starts at right guard and the last 8 starts at center.
- » In 2023, played in 9 games with 3 starts at center for the Vikings...Started at Philadelphia (9/14), vs. the Chargers (9/24), and at Carolina (10/1).
- » In his first season with Minnesota in 2022, tied his career highs with 16 games played and 4 starts...Started for the first time as a Viking at Detroit (12/11)...Started and played every offensive snap vs. Indianapolis (12/17)...Started vs. the Giants (12/24)...Started at center and played 5 snaps before getting injured at Green Bay (1/1).
- » In 2021, played in 12 games with one start – at Las Vegas (12/26) for the Broncos.
- » In 2020, played in all 16 games with 2 starts at right guard.
- » In 2019, played in all 16 games with starts at right guard in the last 4 games...Made his NFL debut at Oakland (9/9)...Started for the first time at Houston (12/8)
- » In 2018, spent the entire season on Denver's practice squad.

## COLLEGE

- » Played in 51 games with 29 starts at Texas Christian...As a senior in 2017, started 8 games at center and 6 at right guard and was named honorable mention All-Big 12...In 2016, started 11 games and was named 2nd-team all-conference, despite missing 2 league games due to injury...In 2015, played in 13 games with 4 starts at center and right guard...As a true freshman in 2014, played in all 13 games.

## PERSONAL

- » Last name is pronounced SHLOTE-man...Standout lineman at Brenham (Texas) High School...As a senior, named 4A first-team all-state...Did not allow a sack and helped anchor an offense that totaled almost 6,000 yards...Selected first-team all-district accolades as a sophomore and junior.

### AUSTIN SCHLOTTMANN'S NFL REGULAR SEASON STATISTICS

DATE	TEAM	GP	GS
2019	Denver	16	4
2020	Denver	16	2
2021	Denver	10	1
2022	Minnesota	16	4
2023	Minnesota	9	3
NFL TOTALS		67	14

### AUSTIN SCHLOTTMANN'S NFL POSTSEASON STATISTICS

DATE	TEAM	GP	GS
2022	Minnesota	0	0
NFL TOTALS		0	0





**JOHN MICHAEL  
SCHMITZ JR.**

**C**

**61**

HEIGHT: 6-4  
WEIGHT: 320  
COLLEGE: MINNESOTA  
HOW ACQUIRED: D2-'23  
NFL EXP.: 2ND YEAR  
GIANTS EXP.: 2ND YEAR

### TRANSACTIONS

- » Originally a 2nd-round (57th pick overall) draft choice by the Giants in 2023.

### CAREER HIGHLIGHTS

- » As a rookie in 2023, started all 13 games in which he played at center...Inactive at Miami (10/8), at Buffalo (10/15) and vs. Washington (10/22) with a shoulder injury and vs. Philadelphia (1/7) with a shin injury...Schmitz's 13 starts at center were the most by an NFL rookie in 2023.
- » When Schmitz started vs. Dallas (9/10), he became the first rookie center to start a season opener for the Giants since Derek Engler in 1997...It was the 3rd time in 4 season openers the Giants started an offensive lineman taken in the first 2 rounds of the NFL Draft that year. In 2020, it was left tackle Andrew Thomas and the following season it was right tackle Evan Neal.
- » In addition to Schmitz, rookie cornerbacks Deonte Banks (first round) and Tre Hawkins (6th) started the opener...The Giants started 3 rookie draft choices in their season opener for the first time since 2018, when running back Saquon Barkley, left guard Will Hernandez, and defensive lineman B.J. Hill all played the first snap.

### COLLEGE

- » Spent 6 seasons at Minnesota, a redshirt year in 2017 and 5 on the field...Played in 57 games with 35 starts and started all 31 games in which he played in his final 3 seasons...Academic All-Big Ten in 5 consecutive seasons (2018-22)...Schmitz was the 5th Gopher ever to be both an All-American for his play on the field and an Academic All-American, joining Bob Hobert (1956), Bob Stein (1968), Greg Eslinger (2004, 2005), and Maxx Williams (2014).
- » In 2022, started all 12 regular-season games at center...Opted out of the Pinstripe Bowl and accepted an invitation to the Senior Bowl...Selected AP and FWAA first-team All-American...Voted first-team All-Big Ten by coaches and media...In 2021, started all 13 games at center...Selected 2nd-team All-Big Ten by the conference coaches and 3rd team by the media...In the abbreviated 2020 season, started 6 games at center...Did not play at Nebraska.
- » In 2019, played in 13 games, including his first 4 career starts...Received the school's RTB Trust Award...Made his first career start at center vs. Nebraska and helped the Gophers rush for 322 yards and 4 touchdowns...As a redshirt freshman in 2018, played in all 13 games, primarily on special teams...Made his collegiate debut vs. New Mexico State...Redshirted in 2017.

### OFF-THE-FIELD ACTIVITY

- » Joined Project Kind, an organization to support those experiencing homelessness, to host an event with 125 people from the organization for a day of haircuts, spa treatments and lunch at MetLife stadium...Celebrated the 2023 New York Gay Football League Hall of Fame class during pride month at the Quest Diagnostic Practice Facility...The entire 2023 rookie class visited Harlem, where players were split into groups to visit 4 different schools and hosted a flag football clinic for 50 of the boys in the Harlem Giants program...Helped honor the firefighters who gave their lives on Sept. 11, 2001, with a visit to Edgewater Company 1 in Edgewater, N.J., where they learned about the firefighters who passed away and spent time and shared a meal with firefighters...Attended the Tom Coughlin Jay Fund Champions for Children Gala to assist families experiencing cancer and celebrate Giants head coach Brian Daboll for his efforts to support families experiencing cancer...To celebrate Halloween, dressed in costume to visit patients and distribute giftbags at Hackensack University Medical Center's Joseph M. Sanzari Children's Hospital...Continued the annual rookie Thanksgiving tradition at the Community Kitchen located at the Food Bank for New York City in Harlem to hand out turkeys and meals for people in need...Met with members from the Wounded Warriors Project during their visit to the Quest Diagnostics Training Center to watch practice and enjoy a day with the Giants...Represented the American Cancer Society during Week 13 of the NFL season for My Cause My Cleats...Received the Week 14 Way to Play Award and donated a \$5,000 equipment grant to Homewood-Flossmoor High School.

### PERSONAL

- » Graduated with a degree in sport management...Grew up on the South Side of Chicago...Initially attended Marian Catholic High School in Chicago Heights, where he played defensive end on the freshman team...As a sophomore, Schmitz moved up to varsity and was a 2-way starter on the offensive and defensive lines...Seeking to play for a larger program, he transferred to Homewood-Flossmoor High School in Flossmoor, Ill...Started at left tackle his junior and senior seasons when the Vikings were 20-3 and averaged more than 40 points a game...As a senior, named IHSFCA 8A all-state and earned all-state honors from the Champaign-Urbana News-Gazette and Chicago Tribune...Selected to the Southwestern Suburban all-conference team...Also lettered in wrestling...Originally committed to play for coach P.J. Fleck at Western Michigan...When Fleck was named the coach at Minnesota, Schmitz, who never visited the Minnesota campus but had a strong desire to play in the Big Ten, was one of several recruits to

follow Fleck to Minneapolis...Son of John and Deborah Schmitz...Married to Daniella...Has 2 older sisters (Gabrielle and Hannah) and one younger brother (Jack).

**JOHN MICHAEL SCHMITZ JR.'S NFL REGULAR SEASON STATISTICS**

DATE	TEAM	GP	GS
2023	N.Y. Giants	13	13
<b>NFL TOTALS</b>		<b>13</b>	<b>13</b>



# ISAIAH SIMMONS

S/ILB

19

HEIGHT: 6-4  
WEIGHT: 238  
COLLEGE: CLEMSON  
HOW ACQUIRED: T(ARI)-'23  
NFL EXP.: 5TH YEAR  
GIANTS EXP.: 2ND YEAR

## TRANSACTIONS

- » Originally a first round (8th overall pick) draft choice by the Arizona Cardinals in 2020...Traded to the Giants for a 2024 7th-round draft choice on Aug. 24, 2023.

## CAREER HIGHLIGHTS

- » In 4 seasons with the Cardinals (2020-22) and Giants (2023), Simmons played in all 67 regular-season games with 41 starts and played in one postseason game...Has played in 67 consecutive games to start his career...All of the starts were at linebacker...Totals included 291 tackles (201 solo), 19 passes defended, 15 tackles for loss, 12 quarterback hits, 8.5 sacks, 8 forced fumbles, 5 interceptions, including touchdown returns of 56 and 54 yards, 3 fumble recoveries and 13 special teams tackles...He had 2 tackles (one solo) in his only postseason game.
- » In 2023, Simmons played in all 17 games with 4 starts at inside linebacker for the Giants...Had 44 tackles (28 solo), 3 passes defended, 2 tackles for loss, one forced fumble, one fumble recovery, one interception (returned 54 yards for a touchdown, 1.0 sack, one quarterback hit, and 6 special teams tackles...Ranked 2nd on the team with a season-high 9 tackles (7 solo) in his first start as a Giant at Miami (10/8)...Intercepted Sam Howell and returned it 54 yards for a score with 16 seconds remaining at Washington (11/19)...Tallied his 3rd career fumble recovery at Philadelphia (12/25)...Registered his first Giants sack along with 4 tackles (3 solo), a tackle for loss and a quarterback hit vs. the Rams (12/31).
- » In 2022, Simmons played in all 17 games with 13 starts for the Cardinals...Recorded 99 tackles (68 solo), 4.0 sacks, 5 tackles for loss, 4 quarterback hits, 2 interceptions, 7 passes defended, 2 forced fumbles and one fumble recovery, 7 passes defended, and 2 interceptions (one returned for a touchdown)
- » Registered 3 tackles vs. Kansas City (9/11)...Recorded 2 tackles and forced one fumble that Byron Murphy returned 59 yards for the game-winning touchdown at Las Vegas (9/18)...Had a game-high and career-best 13 tackles (8 solo) vs. Philadelphia (10/9)...Recorded 5 tackles and collected his 3rd career interception when he picked off an Andy Dalton pass and returned it 56 yards for his first career touchdown at New Orleans (10/20)...Recorded 5 tackles and strip-sack of Kirk Cousins and recovered the fumble at Minnesota (10/30)...Led the defense with 8 tackles, 1.0 sack and one tackle for loss at the Chargers (11/27)...Totaled 6 tackles (2 solo) and intercepted a Mac Jones pass vs. New England (12/12)...Tallied a team-high 11 tackles (5 solo) vs. Tampa Bay (12/25).
- » In 2021, started all 17 regular-season games for the Cardinals and played in the NFC Wild Card Game...Contributed a career-high 102 tackles (68 solo), 1.5 sacks, 4 tackles for loss, 4 quarterback hits, 4 forced fumbles, 7 passes defended and one interception...Recorded a season-high 9 tackles (7 solo) and intercepted a Ryan Tannehill pass at Tennessee (9/12)...Collected 8 tackles (6 solo) and forced one fumble vs. Minnesota (9/19).
- » As a rookie with Arizona in 2020, he played in 16 games with 7 starts and had 46 tackles (37 solo), 2.0 sacks, 4 tackles for loss, 3 quarterback hits, one forced fumble, one fumble recovery and one interception...Earned PFWA All-Rookie Team honors...Recorded a season-high 10 tackles (9 solo), at Seattle (11/19)...Picked off a Russell Wilson pass and returned it 12 yards for his first career interception vs. Seattle (10/25).

## COLLEGE

- » In three seasons at Clemson (2017-19), Simmons played in 44 games and totaled 241 tackles, 28 tackles for loss, 10.0 sacks, 4 interceptions (one returned for a touchdown), 22 passes defended, 5 forced fumbles and one fumble recovery...Started 29 of 30 games at linebacker in 2018-19 and totaled 196 tackles, 25 tackles for loss, 9.0 sacks, 4 interceptions, 16 passes defended, 4 forced fumbles and one fumble recovery...As a junior in 2019, started all 15 games and received the Butkus Award as the nation's top linebacker, becoming the first Clemson player to win the award...Became the 6th unanimous All-American in school history, joining Terry Kinard (1982), Gaines Adams (2006), C.J. Spiller (2009), Da'Quan Bowers (2010) and Christian Wilkins (2018)...ACC Defensive Player of the Year and first-team All-ACC selection...Finalist for the Nagurski Trophy, the Bednarik Award and the Lott IMPACT Trophy...Posted a team-high 107 tackles, 16 stops for loss, 8.0 sacks, 10 passes defended, 3 interceptions, one forced fumble and one fumble recovery...In 2018, switched from safety to linebacker and played in 15 games with 14 starts...Registered a team-high 97 tackles, 9.5 stops for loss, 1.0 sack, 6 passes defended, a career-high 3 forced fumbles, and his first career interception, which he returned for a touchdown...Also had a team-high 11 special teams tackles prior to bowl season...In 2017, played in 14 games and had 45 tackles, 3 tackles for loss, 1.0 sack, 6 passes defended and one forced fumble.

## PERSONAL

- » Earned a degree in sports communications in December 2019...Attended Olathe (Kan.) North High School, where he earned first-team all-state honors at both defensive back and wide receiver as a senior, which was his first season playing offense...Totaled 92 tackles on defense and had 29 receptions for 994 yards and 13 touchdowns (34.3 yards per reception)...Added 23 carries for 148 yards and 2 scores and had a 98-yard kickoff return touchdown on his only return of the year and a fumble return for a score...He was also the state long jump champion in 2014-15 and 2015 with a career best of 23-8...Brother, Victor Jr., played defensive back and linebacker at Kansas from 2011-14...Father, Victor Sr., was a collegiate

track athlete...Teamed up with the Cardinals and Bose to donate 60,000 meals to the Harvest Compassion Center for its facilities in Phoenix, Maryvale and Chandler during the COVID-19 pandemic.

**ISAIAH SIMMONS' NFL REGULAR SEASON DEFENSIVE STATISTICS**

DATE	TEAM	GP	GS	TACKLES							INTERCEPTIONS					O. FUMB					ST					MISC	
				TK	S	A	TFL	YDS	SK	YDS	QBH	NO	YDS	LG	TD	PD	FF	FR	TD	YDS	TK	S	A	FF	FR	S	A
2020	Arizona	16	7	46	37	9	4	20	2.0	15.0	3	1	12	12	0	2	1	1	0	0	8	6	2	0	0	0	0
2021	Arizona	17	17	102	68	34	4	11	1.5	6.0	4	1	0	0	0	7	4	0	0	0	3	2	1	0	0	0	0
2022	Arizona	17	13	99	68	31	5	41	4.0	43.0	4	2	61	56†	1	7	2	1	0	0	0	0	0	0	0	0	0
2023	N.Y. Giants	17	4	44	28	16	2	12	1.0	10.0	1	1	54	54†	1	3	0	0	0	1	6	5	1	1	1	0	0
<b>NFL TOTALS</b>		<b>67</b>	<b>41</b>	<b>291</b>	<b>201</b>	<b>90</b>	<b>15</b>	<b>84</b>	<b>8.5</b>	<b>74.0</b>	<b>12</b>	<b>5</b>	<b>127</b>	<b>56†</b>	<b>2</b>	<b>19</b>	<b>7</b>	<b>2</b>	<b>0</b>	<b>1</b>	<b>17</b>	<b>13</b>	<b>4</b>	<b>1</b>	<b>1</b>	<b>0</b>	<b>0</b>

**ISAIAH SIMMONS' NFL POSTSEASON DEFENSIVE STATISTICS**

DATE	TEAM	GP	GS	TACKLES							INTERCEPTIONS					O. FUMB					ST					MISC		
				TK	S	A	TFL	YDS	SK	YDS	QBH	NO	YDS	LG	TD	PD	FF	FR	TD	YDS	TK	S	A	FF	FR	S	A	
2021	Arizona	1	0	2	1	1	0	0	0.0	0.0	0	0	0	0	0	0	0	0	0	0	0	0	0	0	0	0	0	0
<b>NFL TOTALS</b>		<b>1</b>	<b>0</b>	<b>2</b>	<b>1</b>	<b>1</b>	<b>0</b>	<b>0</b>	<b>0.0</b>	<b>0.0</b>	<b>0</b>	<b>0</b>	<b>0</b>	<b>0</b>	<b>0</b>	<b>0</b>	<b>0</b>	<b>0</b>	<b>0</b>	<b>0</b>	<b>0</b>	<b>0</b>	<b>0</b>	<b>0</b>	<b>0</b>	<b>0</b>	<b>0</b>	<b>0</b>

**SINGLE-GAME HIGHS: DEFENSIVE**

- Total Tackles**
  - 13 vs. Philadelphia Eagles, Oct 09, 2022
  - 11 vs. Tampa Bay Buccaneers, Dec 25, 2022
  - 10 at Seattle Seahawks, Nov 19, 2020
  - 9 at Miami Dolphins, Oct 08, 2023
  - 9 at San Francisco 49ers, Jan 08, 2023
  - ...2 more at 9.
- Solo Tackles**
  - 9 at Seattle Seahawks, Nov 19, 2020
  - 8 vs. Los Angeles Chargers, Nov 27, 2022
  - 8 vs. Philadelphia Eagles, Oct 09, 2022
  - 7 at Miami Dolphins, Oct 08, 2023
  - 7 at Dallas Cowboys, Jan 02, 2022
  - ...1 more at 7.
- Sacks**
  - 1.0 vs. Los Angeles Rams, Dec 31, 2023
  - 1.0 at San Francisco 49ers, Jan 08, 2023
  - 1.0 vs. Los Angeles Chargers, Nov 27, 2022
  - ...5 more at 1.0.
- Passes Defensed**
  - 2 at Seattle Seahawks, Oct 16, 2022
  - 2 at Tennessee Titans, Sep 12, 2021
  - 1 at Philadelphia Eagles, Dec 25, 2023
  - 1 vs. New York Jets, Oct 29, 2023
  - ...12 more at 1.
- Forced Fumbles**
  - 1 at Minnesota Vikings, Oct 30, 2022
  - 1 at Las Vegas Raiders, Sep 18, 2022
  - 1 at Dallas Cowboys, Jan 02, 2022
  - ...4 more at 1.
- Fumble Recoveries**
  - 1 at Minnesota Vikings, Oct 30, 2022
  - 1 vs. San Francisco 49ers, Dec 26, 2020
- Tackles For Loss**
  - 2 at Seattle Seahawks, Nov 19, 2020
  - 1 vs. Seattle Seahawks, Oct 02, 2023
  - 1 at San Francisco 49ers, Jan 08, 2023
  - 1 vs. Los Angeles Chargers, Nov 27, 2022
  - ...9 more at 1.
- Interceptions**
  - 1 at Washington Commanders, Nov 19, 2023
  - 1 vs. New England Patriots, Dec 12, 2022
  - 1 vs. New Orleans Saints, Oct 20, 2022
  - ...2 more at 1.
- Interception Return Yards**
  - 12 vs. Seattle Seahawks, Oct 25, 2020
- Special Teams Tackles**
  - 1 vs. Philadelphia Eagles, Jan 07, 2024
  - 1 at Philadelphia Eagles, Dec 25, 2023
  - 1 at New Orleans Saints, Dec 17, 2023
  - ...14 more at 1.
- Special Teams Forced Fumbles**
  - 1 at Philadelphia Eagles, Dec 25, 2023
- Special Teams Fumble Recoveries**
  - 1 at Philadelphia Eagles, Dec 25, 2023
- Longest Opp Fumble Return**
  - 1 at Philadelphia Eagles, Dec 25, 2023

**SINGLE-GAME HIGHS - POSTSEASON: DEFENSIVE**

- Total Tackles** 2 at Los Angeles Rams, Jan 17, 2022
- Solo Tackles** 1 at Los Angeles Rams, Jan 17, 2022





# DEVIN SINGLETARY

RB

HEIGHT: 5-7  
 WEIGHT: 203  
 COLLEGE: FLORIDA ATLANTIC  
 HOW ACQUIRED: FA-'24  
 NFL EXP.: 6TH YEAR  
 GIANTS EXP.: 1ST YEAR

26

## HONORS

- » AFC Offensive Player of the Week: 2023 Week 10

## TRANSACTIONS

- » Originally a 3rd-round (74th pick overall) draft choice by the Buffalo Bills...Signed as a free agent by the Houston Texans on March 21, 2023...Signed as a free agent by the Giants on March 13, 2024.

## CAREER HIGHLIGHTS

- » Singletary has played in 78 regular-season games with 66 starts and in 10 postseason games with 9 starts for Buffalo and Houston...Regular-season totals include 888 rushing attempts for 4,049 yards (4.6-yard avg.), and 20 touchdowns, with a long run of 51 yards, plus 175 receptions for 1,164 yards and 4 scores...Completed his only career pass for a touchdown...Singletary has gained 5,213 scrimmage yards and exceeded 1,000 yards in each of the last 3 seasons...Has 6 games with 100+ rushing yards, and 13 games with 100+ scrimmage yards...In the playoffs, Singletary has 93 carries for 389 yards (4.2-yard avg.) and 4 touchdowns and 34 catches for 247 yards, a total of 636 scrimmage yards.
- » In his only season in Houston in 2023, Singletary played all 17 regular-season games with 10 starts and started both of the Texans' postseason games...Amassed career-high totals of 216 rushing attempts for 898 yards...Caught 30 passes for 193 yards...Posted a career-high 3 games in which he rushed for 100+ yards, doubling his previous total.
- » Rushed for 25 yards on 7 carries, caught one pass for 11 yards and threw a 6-yard touchdown pass to Dalton Schultz vs. Pittsburgh (10/1)...Became the 3rd Texans
- » running back to throw a touchdown pass, joining James Allen (2002) and Arian Foster (2014).
- » Named AFC Offensive Player of the Week after recording career-highs in rushing attempts (30) and yards (150) while scoring his first touchdown of the season on 6-yard run at Cincinnati (11/12)...His 150 rushing yards mark the 16th time that a Texan has rushed for 150-plus yards in a game...Rushed for 112 yards and one touchdown on 22 carries vs. Arizona (11/19), becoming the first Texan to tally 100-plus rushing yards in back-to-back games since Lamar Miller on Nov. 26-Dec. 2, 2018.
- » Gained a career-high 170 scrimmage yards (121 rushing on 26 carries, 49 receiving on 4 catches) in an overtime win at Tennessee (12/17)...Rushed 16 times for 80 yards while also catching 3 passes for 6 yards vs. Tennessee (12/31), putting him over 1,000 scrimmage yards for the 3rd consecutive season.
- » Finished with 13 carries for 66 yards, including a 19-yard touchdown run, in the AFC Wild Card Game victory vs. Cleveland (1/13)...Recorded 9 rushes for 22 yards and caught 5 passes for 48 yards in the divisional round at Baltimore (1/20)
- » In 2022, started all 16 regular-season games in which he played and both Bills' postseason games in his final season in Buffalo...Led the team with 819 rushing yards and 5 touchdowns on 177 carries (4.6-yard avg.). Also posted a career-high 280 receiving yards on 38 catches...Totaled a career-best 1,099 yards from scrimmage...Compiled season-high totals of 106 yards rushing yards and 125 scrimmage yards and scored on a 33-yard run, at Chicago (12/24).
- » In 2021, played in all 17 regular-season games with 16 starts and started both of Buffalo's postseason games...Finished with a team-high 870 rushing yards and 7 touchdowns on 188 carries (4.6-yard avg.) and also totaled 228 receiving yards and one touchdown on 40 receptions...Exceeded 1,000 scrimmage yards for the first time in his career with 1,098...Scored a touchdown in 6 consecutive games (regular and postseason) to end the 2021 season...Set then career-highs in rushing yards (110), touchdowns (2) and carries (23) vs. Atlanta (1/2)...Rushed for 81 yards and 2 touchdowns in the AFC Wild Card Game vs. New England (1/15)...Posted a touchdown and 26 rushing yards on 10 attempts in the AFC Divisional Playoff Game vs. Kansas City (1/23).
- » In 2020, started all 16 regular-season games and played in 3 postseason games with 2 starts...Led the Bills with 687 rushing yards and 2 touchdowns on 156 rushing attempts, (4.4-yard avg.) while also recording 269 yards on 38 receptions...Posted a career-long 51-yard touchdown run and averaged a career-best 8.5 yards per carry (8-68) at Denver (12/19)...In the playoffs, totaled 63 rushing yards on 16 attempts.
- » As a rookie in 2019, played in 12 regular-season games with 8 starts and started The AFC Wild Card Game...Tallied 151 carries for a team-high 775 yards (and 2 touchdowns)...Added 194 receiving yards and 2 scores on 29 catches...receptions (6.7 avg)...Averaged a career-best 5.13 yards-per-carry, the highest average among all running backs with at least 150 carries in 2019...Rushed for 70 yards on 4 carries and had 5 receptions for 28 yards in his NFL debut the Jets (9/8)...Scored his first career rushing touchdown on a 14-yard run in the 2nd quarter at the Giants (9/15)...Surpassed 100 rushing yards (106) for the first time vs. Denver (11/24)...Rushed for 58 yards on 13 carries in his postseason debut at Houston (1/4).

## COLLEGE

» Played 3 seasons (2016-18) for Florida Atlantic University...In 3 seasons, rushed for a school-record 4,287 yards on 714 carries (6.0-yard avg.) and 66 touchdowns (the 6th-highest total in FBS history), plus 51 catches for 397 yards and one scored...As a junior in his final season in 2018, rushed for 1,339 yards and 22 touchdowns on 262 attempts...Recorded a program and personal-high 5 touchdowns, including a C-USA record-tying 4 touchdowns in the first quarter, vs. Bethune-Cookman...Named to the Doak Walker, Maxwell and Walter Camp Award watch lists...In 2017, set career-highs in rushing attempts (301), yards (1,920), touchdowns (32), and average yards per game (137.1)...As a true freshman in 2016, ran for 1,021 yards and 12 touchdowns on 152 carries (6.7-yard avg.).

## PERSONAL

» Attended American Heritage-Delray High School in Delray, Beach, Fla...Two-time first-team All-state selection and 3-time first-time All-Country Offensive Player of the Year...Also named Fred Taylor Offensive Player of the Year...Finished his high school career with 4,975 rushing yards, the 2nd-highest total in school history...Son of Devonn Singletary, Sr. and Sabrina Singletary...Born in Fort Lauderdale, Fla.

### DEVIN SINGLETARY'S NFL REGULAR SEASON RUSHING/RECEIVING STATISTICS

DATE	TEAM	RUSHING							RECEIVING				
		GP	GS	NO.	YDS.	AVG.	LG	TD	NO.	YDS.	AVG.	LG	TD
2019	Buffalo	12	8	151	775	5.1	38	2	29	194	6.7	49	2
2020	Buffalo	16	16	156	687	4.4	51t	2	38	269	7.1	34	0
2021	Buffalo	17	16	188	870	4.6	46t	7	40	228	5.7	19	1
2022	Buffalo	16	16	177	819	4.6	33t	5	38	280	7.4	22	1
2023	Houston	17	10	216	898	4.2	24	4	30	193	6.4	41	0
<b>NFL TOTALS</b>		<b>78</b>	<b>66</b>	<b>888</b>	<b>4,049</b>	<b>4.6</b>	<b>51T</b>	<b>20</b>	<b>175</b>	<b>1,164</b>	<b>6.7</b>	<b>49</b>	<b>4</b>

### DEVIN SINGLETARY'S NFL POSTSEASON RUSHING/RECEIVING STATISTICS

DATE	TEAM	RUSHING							RECEIVING				
		GP	GS	NO.	YDS.	AVG.	LG	TD	NO.	YDS.	AVG.	LG	TD
2019	Buffalo	1	1	13	58	4.5	18	0	6	76	12.7	38	0
2020	Buffalo	3	2	16	63	3.9	13	0	8	44	5.5	14	0
2021	Buffalo	2	2	26	107	4.1	16t	3	7	38	5.4	15	0
2022	Buffalo	2	2	16	73	4.6	13	0	5	37	7.4	16	0
2023	Houston	2	2	22	88	4.0	29	1	8	52	6.5	26	0
<b>NFL TOTALS</b>		<b>10</b>	<b>9</b>	<b>93</b>	<b>389</b>	<b>4.2</b>	<b>29</b>	<b>4</b>	<b>34</b>	<b>247</b>	<b>7.3</b>	<b>38</b>	<b>0</b>

### DEVIN SINGLETARY'S NFL REGULAR SEASON RETURN STATISTICS

DATE	TEAM	KICKOFF RETURNS					PUNT RETURNS					
		RET.	YDS.	AVG.	LG	TD	NO.	FC	YDS.	AVG.	LG	TD
2019	Buffalo	0	0	0.0	0	0	0	0	0	0.0	0	0
2020	Buffalo	0	0	0.0	0	0	0	0	0	0.0	0	0
2021	Buffalo	0	0	0.0	0	0	0	0	0	0.0	0	0
2022	Buffalo	0	0	0.0	0	0	0	0	0	0.0	0	0
2023	Houston	4	90	22.5	35	0	0	0	0	0.0	0	0
<b>NFL TOTALS</b>		<b>4</b>	<b>90</b>	<b>22.5</b>	<b>35</b>	<b>0</b>	<b>0</b>	<b>0</b>	<b>0</b>	<b>0.0</b>	<b>0</b>	<b>0</b>

## SINGLE-GAME HIGHS: RUSHING/RECEIVING

<b>Rush Attempts</b>	30 at Cincinnati Bengals, Nov 12, 2023 26 at Tennessee Titans, Dec 17, 2023 24 at Indianapolis Colts, Jan 06, 2024 23 vs. Atlanta Falcons, Jan 02, 2022 22 vs. Arizona Cardinals, Nov 19, 2023 ...1 more at 22.	<b>Longest Receptions</b>	49 vs. Washington Redskins, Nov 03, 2019 41 at Tennessee Titans, Dec 17, 2023 34 vs. Los Angeles Rams, Sep 27, 2020 33 vs. Jacksonville Jaguars, Nov 26, 2023 28† at Dallas Cowboys, Nov 28, 2019 ...1 more at 28.
<b>Rushing Yards</b>	150 at Cincinnati Bengals, Nov 12, 2023 121 at Tennessee Titans, Dec 17, 2023 112 vs. Arizona Cardinals, Nov 19, 2023 110 vs. Atlanta Falcons, Jan 02, 2022 106 at Chicago Bears, Dec 24, 2022 ...1 more at 106.	<b>Receiving TDs</b>	1 at Miami Dolphins, Sep 25, 2022 1 vs. New York Jets, Jan 09, 2022 1 at Dallas Cowboys, Nov 28, 2019 ...1 more at 1.
<b>Rushing Average</b>	8.8 at Chicago Bears, Dec 24, 2022 8.5 at Denver Broncos, Dec 19, 2020 7.5 vs. Los Angeles Chargers, Nov 29, 2020 6.6 vs. Pittsburgh Steelers, Sep 12, 2021 6.3 at Miami Dolphins, Sep 19, 2021	<b>All-Purpose Yards</b>	170 at Tennessee Titans, Dec 17, 2023 161 at Cincinnati Bengals, Nov 12, 2023 140 vs. Washington Redskins, Nov 03, 2019 125 at Chicago Bears, Dec 24, 2022 121 vs. Los Angeles Rams, Sep 27, 2020
<b>Longest Runs</b>	51† at Denver Broncos, Dec 19, 2020 46† at Miami Dolphins, Sep 19, 2021 40 vs. New York Jets, Jan 09, 2022 38 vs. Baltimore Ravens, Dec 08, 2019 33† at Chicago Bears, Dec 24, 2022	<b>Kickoff Returns</b>	2 vs. Indianapolis Colts, Sep 17, 2023
<b>Rushing TDs</b>	2 vs. Minnesota Vikings, Nov 13, 2022 2 vs. Atlanta Falcons, Jan 02, 2022 1 at Indianapolis Colts, Jan 06, 2024 1 at New York Jets, Dec 10, 2023 ...14 more at 1.	<b>Kickoff Return Yards</b>	37 vs. Indianapolis Colts, Sep 17, 2023 35 vs. Pittsburgh Steelers, Oct 01, 2023 18 vs. New Orleans Saints, Oct 15, 2023
<b>Receptions</b>	9 at Miami Dolphins, Sep 25, 2022 7 at Jacksonville Jaguars, Nov 07, 2021 6 vs. Jacksonville Jaguars, Nov 26, 2023 6 at Tampa Bay Buccaneers, Dec 12, 2021 6 vs. Baltimore Ravens, Dec 08, 2019	<b>Longest Kickoff Return</b>	35 vs. Pittsburgh Steelers, Oct 01, 2023 24 vs. Indianapolis Colts, Sep 17, 2023 18 vs. New Orleans Saints, Oct 15, 2023 13 vs. Indianapolis Colts, Sep 17, 2023
<b>Receiving Yards</b>	78 at Miami Dolphins, Sep 25, 2022 54 vs. Jacksonville Jaguars, Nov 26, 2023 50 vs. Los Angeles Rams, Sep 27, 2020 49 at Tennessee Titans, Dec 17, 2023 47 at Baltimore Ravens, Oct 02, 2022	<b>Most TDs</b>	2 vs. Minnesota Vikings, Nov 13, 2022 2 vs. New York Jets, Jan 09, 2022 2 vs. Atlanta Falcons, Jan 02, 2022 1 at Indianapolis Colts, Jan 06, 2024 ...18 more at 1.
<b>Receiving Average</b>	15.0 vs. Washington Redskins, Nov 03, 2019 12.7 at Dallas Cowboys, Nov 28, 2019 12.5 vs. Los Angeles Rams, Sep 27, 2020 12.3 at Tennessee Titans, Dec 17, 2023 11.8 at Baltimore Ravens, Oct 02, 2022	<b>Miscellaneous Tackles</b>	1 at Carolina Panthers, Oct 29, 2023 1 at Detroit Lions, Nov 24, 2022 1 vs. Green Bay Packers, Oct 30, 2022 ...2 more at 1.

SINGLE-GAME HIGHS - POSTSEASON: RUSHING/RECEIVING

**Rush Attempts** 16 vs. New England Patriots, Jan 15, 2022  
 13 vs. Cleveland Browns, Jan 13, 2024  
 13 at Houston Texans, Jan 04, 2020  
 10 vs. Miami Dolphins, Jan 15, 2023  
 10 at Kansas City Chiefs, Jan 23, 2022

**Rushing Yards** 81 vs. New England Patriots, Jan 15, 2022  
 66 vs. Cleveland Browns, Jan 13, 2024  
 58 at Houston Texans, Jan 04, 2020  
 48 vs. Miami Dolphins, Jan 15, 2023  
 26 at Kansas City Chiefs, Jan 23, 2022

**Rushing Average** 5.1 vs. Cleveland Browns, Jan 13, 2024  
 5.1 vs. New England Patriots, Jan 15, 2022  
 4.8 vs. Miami Dolphins, Jan 15, 2023  
 4.5 at Houston Texans, Jan 04, 2020  
 3.6 vs. Baltimore Ravens, Jan 16, 2021

**Longest Runs** 29 vs. Cleveland Browns, Jan 13, 2024  
 19† vs. Cleveland Browns, Jan 13, 2024  
 18 at Houston Texans, Jan 04, 2020  
 16 at Baltimore Ravens, Jan 20, 2024  
 16† vs. New England Patriots, Jan 15, 2022

**Rushing TDs** 2 vs. New England Patriots, Jan 15, 2022  
 1 vs. Cleveland Browns, Jan 13, 2024  
 1 at Kansas City Chiefs, Jan 23, 2022

**Receptions** 6 at Houston Texans, Jan 04, 2020  
 5 at Baltimore Ravens, Jan 20, 2024  
 5 vs. Cincinnati Bengals, Jan 22, 2023  
 4 at Kansas City Chiefs, Jan 23, 2022  
 3 vs. Cleveland Browns, Jan 13, 2024  
 ...3 more at 3.

**Receiving Yards** 76 at Houston Texans, Jan 04, 2020  
 48 at Baltimore Ravens, Jan 20, 2024  
 37 vs. Cincinnati Bengals, Jan 22, 2023  
 25 at Kansas City Chiefs, Jan 23, 2022  
 23 vs. Indianapolis Colts, Jan 09, 2021

**Receiving Average** 12.7 at Houston Texans, Jan 04, 2020  
 9.6 at Baltimore Ravens, Jan 20, 2024  
 7.7 vs. Indianapolis Colts, Jan 09, 2021  
 7.4 vs. Cincinnati Bengals, Jan 22, 2023  
 6.3 at Kansas City Chiefs, Jan 23, 2022

**Longest Receptions** 38 at Houston Texans, Jan 04, 2020  
 26 at Baltimore Ravens, Jan 20, 2024  
 16 vs. Cincinnati Bengals, Jan 22, 2023  
 15 at Kansas City Chiefs, Jan 23, 2022  
 14 vs. Indianapolis Colts, Jan 09, 2021  
 ...1 more at 14.

**All-Purpose Yards** 134 at Houston Texans, Jan 04, 2020  
 94 vs. New England Patriots, Jan 15, 2022  
 70 at Baltimore Ravens, Jan 20, 2024  
 70 vs. Cleveland Browns, Jan 13, 2024  
 62 vs. Cincinnati Bengals, Jan 22, 2023  
 2 vs. New England Patriots, Jan 15, 2022  
 1 vs. Cleveland Browns, Jan 13, 2024  
 1 at Kansas City Chiefs, Jan 23, 2022

**Most TDs**

100-YARD RUSHING GAMES (6): REGULAR SEASON

DATE	TEAM	ATT.	YDS.	AVG.	LG	TD
11/24/19	DENVER	21	106	5.0	11	0
01/02/22	ATLANTA	23	110	4.8	20	2
12/24/22	at Chicago	12	106	8.8	33†	1
11/12/23	at Cincinnati	30	150	5.0	22	1
11/19/23	ARIZONA	22	112	5.1	21	1
12/17/23	at Tennessee	26	121	4.7	19	0

2019 GAME-BY-GAME REGULAR-SEASON STATISTICS (BUFFALO)

DATE	OPPONENT	P/S	RUSHING					RECEIVING					W/L	SCORE
			NO.	YDS.	AVG.	LG	TD	NO.	YDS.	AVG.	LG	TD		
09/08	at N.Y. Jets	S	4	70	17.5	23	0	5	28	5.6	12	0	W	17-16
09/15	at N.Y. Giants	P	6	57	9.5	20	1	0	0	0.0	0	0	W	28-14
09/22	Cincinnati						INACTIVE						W	21-17
09/29	New England						INACTIVE						L	10-16
10/06	at Tennessee						INACTIVE						W	14-7
10/20	Miami	P	7	26	3.7	9	0	0	0	0.0	0	0	W	31-21
10/27	Philadelphia	P	3	19	6.3	16	0	4	30	7.5	28†	1	L	13-31
11/03	Washington	S	20	95	4.8	17	1	3	45	15.0	49	0	W	24-9
11/10	at Cleveland	P	8	42	5.3	10	0	3	8	2.7	6	0	L	16-19
11/17	at Miami	S	15	75	5.0	22	0	1	4	4.0	4	0	W	37-20
11/24	Denver	S	21	106	5.0	11	0	1	8	8.0	8	0	W	20-3
11/28	at Dallas	S	14	63	4.5	26	0	3	38	12.7	28†	1	W	26-15
12/08	Baltimore	S	17	89	5.2	38	0	6	29	4.8	13	0	L	17-24
12/15	at Pittsburgh	S	21	87	4.1	15	0	2	2	1.0	1	0	W	17-10
12/21	at New England	S	15	46	3.1	12	0	1	2	2.0	2	0	L	17-24
12/29	N.Y. Jets						ON INACTIVE LIST						L	6-13
<b>2019 TOTALS</b>		<b>12-8</b>	<b>151</b>	<b>775</b>	<b>5.1</b>	<b>38</b>	<b>2</b>	<b>29</b>	<b>194</b>	<b>6.7</b>	<b>49</b>	<b>2</b>	<b>10-6</b>	



## 2020 GAME-BY-GAME REGULAR-SEASON STATISTICS (BUFFALO)

DATE	OPPONENT	P/S	RUSHING					RECEIVING					W/L	SCORE
			NO.	YDS.	AVG.	LG	TD	NO.	YDS.	AVG.	LG	TD		
09/13	N.Y. Jets	S	9	30	3.3	12	0	5	23	4.6	9	0	W	27-17
09/20	at Miami	S	10	56	5.6	18	0	2	20	10.0	12	0	W	31-28
09/27	L.A. Rams	S	13	71	5.5	17	0	4	50	12.5	34	0	W	35-32
10/04	at Las Vegas	S	18	56	3.1	11	1	5	21	4.2	7	0	W	30-23
10/13	at Tennessee	S	11	25	2.3	6	0	1	8	8.0	8	0	L	16-42
10/19	Kansas City	S	10	32	3.2	10	0	1	13	13.0	13	0	L	17-26
10/25	at N.Y. Jets	S	8	29	3.6	12	0	2	18	9.0	12	0	W	18-10
11/01	New England	S	14	86	6.1	18	0	1	6	6.0	6	0	W	24-21
11/08	Seattle	S	2	1	0.5	2	0	3	33	11.0	22	0	W	44-34
11/15	at Arizona	S	4	15	3.8	13	0	1	-5	-5.0	-5	0	L	30-32
11/29	L.A. Chargers	S	11	82	7.5	24	0	3	20	6.7	14	0	W	27-17
12/07	at San Francisco	S	18	61	3.4	15	0	3	22	7.3	9	0	W	34-24
12/13	Pittsburgh	S	7	32	4.6	14	0	1	2	2.0	2	0	W	26-15
12/19	at Denver	S	8	68	8.5	51†	1	3	16	5.3	8	0	W	48-19
12/28	at New England	S	10	36	3.6	11	0	2	16	8.0	10	0	W	38-9
01/03	Miami	S	3	7	2.3	5	0	1	6	6.0	6	0	W	56-26
<b>2020 TOTALS</b>		<b>16-16</b>	<b>156</b>	<b>687</b>	<b>4.4</b>	<b>51†</b>	<b>2</b>	<b>38</b>	<b>269</b>	<b>7.1</b>	<b>34</b>	<b>0</b>	<b>13-3</b>	

## 2021 GAME-BY-GAME REGULAR-SEASON STATISTICS (BUFFALO)

DATE	OPPONENT	P/S	RUSHING					RECEIVING					W/L	SCORE
			NO.	YDS.	AVG.	LG	TD	NO.	YDS.	AVG.	LG	TD		
09/12	Pittsburgh	P	11	72	6.5	25	0	3	8	2.7	5	0	L	16-23
09/19	at Miami	S	13	82	6.3	46†	1	2	9	4.5	6	0	W	35-0
09/26	Washington	S	11	26	2.4	7	0	1	0	0.0	0	0	W	43-21
10/03	Houston	S	14	79	5.6	15	0	1	7	7.0	7	0	W	40-0
10/10	at Kansas City	S	6	25	4.2	9	0	1	-2	-2.0	-2	0	W	38-20
10/18	at Tennessee	S	5	27	5.4	14	0	5	16	3.2	6	0	L	31-34
10/31	Miami	S	7	28	4.0	13	0	1	1	1.0	1	0	W	26-11
11/07	at Jacksonville	S	6	16	2.7	5	0	7	43	6.1	14	0	L	6-9
11/14	at N.Y. Jets	S	7	43	6.1	15	1	1	6	6.0	6	0	W	45-17
11/21	Indianapolis	S	3	17	5.7	9	0	3	26	8.7	14	0	L	15-41
11/25	at New Orleans	S	15	44	2.9	15	0	1	4	4.0	4	0	W	31-6
12/06	New England	S	10	36	3.6	17	0	0	0	0.0	0	0	L	10-14
12/12	at Tampa Bay	S	4	52	13.0	29	0	6	37	6.2	11	0	L	27-33+
12/19	Carolina	S	22	86	3.9	16†	1	1	10	10.0	10	0	W	31-14
12/26	at New England	S	12	39	3.3	7	1	5	39	7.8	12	0	W	33-21
01/02	Atlanta	S	23	110	4.8	20	2	0	0	0.0	0	0	W	29-15
01/09	N.Y. Jets	S	19	88	4.6	40	1	2	24	12.0	19	1	W	27-10
<b>2021 TOTALS</b>		<b>17-16</b>	<b>188</b>	<b>870</b>	<b>4.6</b>	<b>46†</b>	<b>7</b>	<b>40</b>	<b>228</b>	<b>5.7</b>	<b>19</b>	<b>1</b>	<b>11-6</b>	

+ - Overtime

## 2022 GAME-BY-GAME REGULAR-SEASON STATISTICS (BUFFALO)

DATE	OPPONENT	P/S	RUSHING					RECEIVING					W/L	SCORE
			NO.	YDS.	AVG.	LG	TD	NO.	YDS.	AVG.	LG	TD		
09/08	at L.A. Rams	S	8	48	6.0	13	0	2	14	7.0	8	0	W	31-10
09/19	Tennessee	S	6	19	3.2	16	0	2	2	1.0	1	0	W	41-7
09/25	at Miami	S	9	13	1.4	6	0	9	78	8.7	22	1	L	19-21
10/02	at Baltimore	S	11	49	4.5	18	0	4	47	11.8	16	0	W	23-20
10/09	Pittsburgh	S	6	42	7.0	23	0	1	4	4.0	4	0	W	38-3
10/16	at Kansas City	S	17	85	5.0	14	0	4	22	5.5	11	0	W	24-20
10/30	Green Bay	S	14	67	4.8	30	0	1	16	16.0	16	0	W	27-17
11/06	at N.Y. Jets	S	8	24	3.0	5	0	4	24	6.0	11	0	L	17-20
11/13	Minnesota	S	13	47	3.6	21	2	1	0	0.0	0	0	L	30-33+
11/20	Cleveland	S	18	86	4.8	18	1	2	11	5.5	6	0	W	31-23
11/24	at Detroit	S	14	72	5.1	19	0	1	8	8.0	8	0	W	28-25
12/01	at New England	S	13	51	3.9	11	1	0	0	0.0	0	0	W	24-10
12/11	N.Y. Jets	S	8	39	4.9	16	0	1	4	4.0	4	0	W	20-12
12/17	Miami	S	13	42	3.2	8	0	3	28	9.3	13	0	W	32-29
12/24	at Chicago	S	12	106	8.8	33†	1	2	19	9.5	10	0	W	35-13
01/08	New England	S	7	29	4.1	18	0	1	3	3.0	3	0	W	35-23
<b>2022 TOTALS</b>		<b>16-16</b>	<b>177</b>	<b>819</b>	<b>4.6</b>	<b>33T</b>	<b>5</b>	<b>38</b>	<b>280</b>	<b>7.4</b>	<b>22</b>	<b>1</b>	<b>13-3</b>	

+ - Overtime

## 2023 GAME-BY-GAME REGULAR-SEASON STATISTICS (HOUSTON)

DATE	OPPONENT	P/S	RUSHING					RECEIVING					W/L	SCORE
			NO.	YDS.	AVG.	LG	TD	NO.	YDS.	AVG.	LG	TD		
09/10	at Baltimore	P	7	15	2.1	4	0	0	0	0.0	0	0	L	9-25
09/17	Indianapolis	P	4	14	3.5	5	0	1	10	10.0	10	0	L	20-31
09/24	at Jacksonville	P	9	41	4.6	14	0	2	4	2.0	7	0	W	37-17
10/01	Pittsburgh	P	7	25	3.6	9	0	1	11	11.0	11	0	W	30-6
10/08	at Atlanta	P	0	0	0.0	0	0	0	0	0.0	0	0	L	19-21
10/15	New Orleans	P	12	58	4.8	17	0	1	4	4.0	4	0	W	20-13
10/29	at Carolina	P	10	30	3.0	9	0	2	13	6.5	10	0	L	13-15
11/05	Tampa Bay	S	13	26	2.0	9	0	2	0	0.0	3	0	W	39-37
11/12	at Cincinnati	S	30	150	5.0	22	1	1	11	11.0	11	0	W	30-27
11/19	Arizona	S	22	112	5.1	21	1	2	6	3.0	4	0	W	21-16
11/26	Jacksonville	S	6	18	3.0	14	0	6	54	9.0	33	0	L	21-24
12/03	Denver	S	8	36	4.5	14	0	1	4	4.0	4	0	W	22-17
12/10	at N.Y. Jets	S	13	65	5.0	17	1	0	0	0.0	0	0	L	6-30
12/17	at Tennessee	S	26	121	4.7	19	0	4	49	12.3	41	0	W	19-16+
12/24	Cleveland	S	9	44	4.9	17	0	3	19	6.3	8	0	L	22-36
12/31	Tennessee	S	16	80	5.0	24	0	3	6	2.0	3	0	W	26-3
01/06	at Indianapolis	S	24	63	2.6	7	1	1	2	2.0	2	0	W	23-19
<b>2023 TOTALS</b>		<b>17-10</b>	<b>216</b>	<b>898</b>	<b>4.2</b>	<b>24</b>	<b>4</b>	<b>30</b>	<b>193</b>	<b>6.4</b>	<b>41</b>	<b>0</b>	<b>10-7</b>	

+ - Overtime

## 2019 GAME-BY-GAME POSTSEASON STATISTICS (BUFFALO)

DATE	OPPONENT	P/S	RUSHING					RECEIVING					W/L	SCORE
			NO.	YDS.	AVG.	LG	TD	NO.	YDS.	AVG.	LG	TD		
01/04	at Houston	S	13	58	4.5	18	0	6	76	12.7	38	0	L	19-22+
<b>2019 TOTALS</b>		<b>1-1</b>	<b>13</b>	<b>58</b>	<b>4.5</b>	<b>18</b>	<b>0</b>	<b>6</b>	<b>76</b>	<b>12.7</b>	<b>38</b>	<b>0</b>	<b>0-1</b>	

+ - Overtime

## 2020 GAME-BY-GAME POSTSEASON STATISTICS (BUFFALO)

DATE	OPPONENT	P/S	RUSHING					RECEIVING					W/L	SCORE
			NO.	YDS.	AVG.	LG	TD	NO.	YDS.	AVG.	LG	TD		
01/09	Indianapolis	P	3	21	7.0	13	0	3	23	7.7	14	0	W	27-24
01/16	Baltimore	S	7	25	3.6	12	0	3	12	4.0	9	0	W	17-3
01/24	at Kansas City	S	6	17	2.8	7	0	2	9	4.5	7	0	L	24-38
<b>2020 TOTALS</b>		<b>3-2</b>	<b>16</b>	<b>63</b>	<b>3.9</b>	<b>13</b>	<b>0</b>	<b>8</b>	<b>44</b>	<b>5.5</b>	<b>14</b>	<b>0</b>	<b>2-1</b>	

+ - Overtime

## 2021 GAME-BY-GAME POSTSEASON STATISTICS (BUFFALO)

DATE	OPPONENT	P/S	RUSHING					RECEIVING					W/L	SCORE	
			NO.	YDS.	AVG.	LG	TD	NO.	YDS.	AVG.	LG	TD			
01/15	New England	S	16	81	5.1	16t	2	3	13	4.3	9	0	0	W	47-17
01/23	at Kansas City	S	10	26	2.6	7	1	4	25	6.3	15	0	0	L	36-42+
<b>2021 TOTALS</b>		<b>2-2</b>	<b>26</b>	<b>107</b>	<b>4.1</b>	<b>16T</b>	<b>3</b>	<b>7</b>	<b>38</b>	<b>5.4</b>	<b>15</b>	<b>0</b>	<b>0</b>	<b>1-1</b>	


+ - Overtime

## 2022 GAME-BY-GAME POSTSEASON STATISTICS (BUFFALO)

DATE	OPPONENT	P/S	RUSHING					RECEIVING					W/L	SCORE	
			NO.	YDS.	AVG.	LG	TD	NO.	YDS.	AVG.	LG	TD			
01/15	Miami	S	10	48	4.8	13	0	0	0	0.0	0	0	0	W	34-31
01/22	Cincinnati	S	6	25	4.2	7	0	5	37	7.4	16	0	0	L	10-27
<b>2022 TOTALS</b>		<b>2-2</b>	<b>16</b>	<b>73</b>	<b>4.6</b>	<b>13</b>	<b>0</b>	<b>5</b>	<b>37</b>	<b>7.4</b>	<b>16</b>	<b>0</b>	<b>0</b>	<b>1-1</b>	

## 2023 GAME-BY-GAME POSTSEASON STATISTICS (HOUSTON)

DATE	OPPONENT	P/S	RUSHING					RECEIVING					W/L	SCORE	
			NO.	YDS.	AVG.	LG	TD	NO.	YDS.	AVG.	LG	TD			
01/13	Cleveland	S	13	66	5.1	29	1	3	4	1.3	3	0	0	W	45-14
01/20	at Baltimore	S	9	22	2.4	16	0	5	48	9.6	26	0	0	L	10-34
<b>2023 TOTALS</b>		<b>2-2</b>	<b>22</b>	<b>88</b>	<b>4.0</b>	<b>29</b>	<b>1</b>	<b>8</b>	<b>52</b>	<b>6.5</b>	<b>26</b>	<b>0</b>	<b>0</b>	<b>1-1</b>	



# DARIUS SLAYTON

WR

HEIGHT: 6-1  
WEIGHT: 198  
COLLEGE: AUBURN  
HOW ACQUIRED: D5-'19  
NFL EXP.: 6TH YEAR  
GIANTS EXP.: 6TH YEAR

86

## TRANSACTIONS

- » Originally a 5th-round (171st pick overall) draft choice by the Giants in 2019...Re-signed as a free agent by the Giants on March 20, 2023.

## CAREER HIGHLIGHTS

- » Has played in 76 regular-season games with 53 starts and started both postseason games in which he played for the Giants...Regular-season totals include 220 receptions for 3,324 yards (15.1-yard avg.) and 19 touchdowns, with a long catch of 80 yards for a touchdown...Also has 9 kickoff returns for a 21.0-yard average...In the playoffs, he has 5 receptions for 92 yards (18.4-yard avg.) and one rushing attempt for 3 yards...With 740 yards as a rookie, 751 in 2020, 724 in 2022 and 770 in 2023, Slayton is the only receiver in Giants history to lead the team in receiving yards in 4 of his first 5 seasons...His 3,324 career receiving yards rank 21st in franchise history.
- » In 2023, played in all 17 games with 13 starts and led the Giants with a career-high 770 receiving yards and was 3rd with a career-high-tying 50 receptions...Tied Saquon Barkley for the team lead with 4 touchdown receptions...Scored one touchdown in each of the season's final 3 games...Ranked 2nd on the Giants with a 15.4-yard receiving average...Tied Wan'Dale Robinson for the team lead with 29 receptions for first downs...Led the team with 8 receptions of 25+ yards...Joined Miami's Tyreek Hill and Pittsburgh's George Pickens as the only NFL receivers with multiple touchdown receptions of 65+ yards.
- » Picked up a first down on all 3 of his receptions for 62 yards, including a 29-yard catch, at Arizona (9/17)...Hauled in 4 passes for a team-high 69 yards (17.3-yard avg.) at Buffalo (10/15)...Caught his first touchdown pass of the season, a 40-yarder, at Washington (11/19).
- » Totaled 3 catches for 90 yards, including a 69-yard touchdown reception from Tyrod Taylor, at Philadelphia (12/25)...Caught 4 passes for a season-high 106 yards, including a career-long 80-yarder from Taylor, vs. the Rams (12/31)...It was his 5th career 100-yard game and first since Oct. 11, 2020, when he had eight receptions for 129 yards at Dallas...The 80-yard touchdown was the longest passing touchdown by the Giants since Eli Manning and Odell Beckham, Jr. connected for an 84-yard score on Dec. 24, 2015...Became the 4th Giant since 1970 to register a 65+ yard touchdown reception in back-to-back games, joining Beckham (2015), Victor Cruz (2011), and Mario Manningham (2010).
- » Against the Rams, the Giants also scored on Gunner Olszewski's 94-yard punt return...The Giants have played 1,455 games in their history, including the postseason, and that is the only one in which they scored 2 touchdowns of 80 or more yards.
- » Recorded 5 catches for 62 yards and a touchdown vs. Philadelphia (1/7), his 3rd straight game with a receiving touchdown...Became the first Giant since Sterling Shepard in 2020 with a touchdown reception in 3 consecutive games.
- » In 2022, played in 16 games with 11 starts and started both Giants' postseason games...Inactive for the season opener at Tennessee (9/11)...Led the Giants with 724 receiving yards and was 3rd on the team with 46 receptions, including 2 touchdowns...In the playoffs, he added 5 receptions for 92 yards (18.4 avg.), including a team-long 47-yarder.
- » Led the Giants with 6 catches for 79 yards at Green Bay (10/9)...Made the first of 11 consecutive starts and had one catch for 18 yards vs. Baltimore (10/16)...Caught his first touchdown pass of the season, a 32-yarder on the Giants' first possession, at Jacksonville (10/23), ending the Giants' streak without a first-possession touchdown at 14 consecutive games, dating back to Nov. 1, 2021, at Kansas City...Slayton led the Giants with 58 receiving yards on 3 receptions.
- » Led all Giants receivers with 5 receptions for 66 yards at Seattle (10/30)...Recorded a team-high 95 receiving yards, including a 54-yard touchdown, vs. Houston (11/13)...It was his highest yardage total since he had 129 at Dallas on Oct. 22, 2020...Had a team-long 24-yard reception and totaled 5 catches for 86 yards vs. Detroit (11/20).
- » Tallied 3 team-high 63 receiving yards on 3 catches, which included a 44-yard reception, at Dallas (11/24).
- » Finished with a season-high 90 yards and tied his season best with 6 catches vs. Washington (12/4)...His 55-yard reception was Giants' 2nd-longest of the season.
- » Had 4 receptions for 88 yards, including a game-long 47-yarder, in the NFC Wild Card Game at Minnesota (1/15)...Made one catch for 4 yards in the divisional round at Philadelphia (1/21).
- » In 2021, played in 13 games with 5 starts...Inactive at New Orleans (10/3), at Dallas (10/10) and vs. the Rams (10/17) with a hamstring injury...Did not play at Chicago (1/2), because he was on the reserve/COVID-19 list...Totaled 26 receptions for 339 yards and 2 touchdowns...Also added one carry for minus-13 yards.
- » Posted 3 receptions for 65 yards vs. Denver (9/12)...Caught 3 passes for 54 yards and a 33-yard touchdown pass from Daniel Jones to give the Giants a 20-14 with 4:48 remaining in the 3rd quarter...Returned from injury and caught 5 receptions for 63 yards vs. Carolina (10/24)...Tallied 4 receptions for 37 yards at Tampa Bay (11/22) and 3 catches for 40 yards vs. Philadelphia (11/28)...Caught 2 passes in each game at Miami (12/5) and vs. Dallas (12/19)...Posted 2 receptions for 29 yards and a 22-yard touchdown from quarterback Jake Fromm vs. Washington (1/9).
- » In 2020, played in all 16 games with 15 starts and led the Giants with 751 receiving yards and a 15.0-yard per-catch average...Tied Sterling Shepard for the team lead with 3 touchdown receptions and was 3rd on the team and 2nd among wide receivers with 50 catches...Led the Giants with 5 receptions of 30 or more yards and 40 of his 50 catches produced first downs, an 80% rate that was the NFL's 3rd highest.
- » Began the year with 6 catches for 102 yards, including a season-high 2 touchdowns on receptions of 41 and 7 yards, vs. Pittsburgh (9/14)...Scored



- the Giants' first touchdown of the season when he caught Daniel Jones' pass to give the Giants a 10-3 lead...Also scored with 1:52 remaining.
- » Slayton finished with team highs of 8 catches and 129 yards, both the 2nd-highest totals of his career, at Dallas (10/11)...He had 10 receptions vs. the Jets on Nov. 10, 2019, and 154 yards at Philadelphia on Dec. 9, 2019...The 100-yard game was Slayton's 2nd of the season and 4th of his career...Slayton's 129-yard performance was tied by tight end Evan Engram at Cincinnati for the Giants' highest total of the season.
  - » Caught 2 passes for 41 yards and scored his 3rd touchdown of the season on a 23-yard reception in the Giants' first victory of the season vs. Washington (10/18).
  - » Picked up a first down on all 5 of his receptions (for 56 yards) vs. Tampa Bay (11/2).
  - » Had 5 receptions for 93 yards, including a game-long 40-yarder, vs. Philadelphia (11/15).
  - » As a rookie in 2019, played in 14 games with 9 starts...Inactive for the season's first 2 games with a hamstring injury...Had one of the finest seasons by a rookie wide receiver in Giants history...Led the team with 740 receiving yards and 8 touchdowns and was 4th with 48 catches...The 8 touchdown receptions tied him with Tennessee's A.J. Brown for the highest total among NFL rookies...Slayton's yardage total was the 5th-highest among rookie receivers and his 48 receptions ranked 8th...Averaged 21.0 yards on 9 kickoff returns with a long runback of 30 yards.
  - » Was the first rookie drafted in the 5th round or later to have 8 or more touchdowns since New Orleans' Marcus Colston in 2006.
  - » Was the first rookie since 2014 (Odell Beckham, Jr. and Mike Evans) with 3 or more games (3) with 2 or more touchdown catches and the first NFL rookie with multiple 100-yard, 2-touchdown games since 2014, when Beckham (3), Allen Hurns (2) and Evans (2) each accomplished the feat.
  - » Scored 2 touchdowns in each of 3 games: at Detroit (10/27), at the Jets (10/11) and at Philadelphia (12/9), the highest total by a Giants rookie since Beckham had 4 games with at least 2 touchdown catches in 2014.
  - » Slayton is among the top 6 rookies in Giants history in receptions, yards and touchdown catches:

**Most Receptions/Giants Rookie**

Odell Beckham, Jr.	2014	91
Saquon Barkley**	2018	91
Jeremy Shockey*	2002	74
Sterling Shepard	2016	65
Evan Engram*	2017	64
Bobby Johnson	1984	48
<b>Darius Slayton</b>	<b>2019</b>	<b>48</b>

**Most Receiving Yards/Giants Rookie**

Odell Beckham, Jr.	2014	1,305
Jeremy Shockey*	2002	894
Bobby Johnson	1984	795
Hakeem Nicks	2009	790
<b>Darius Slayton</b>	<b>2019</b>	<b>740</b>

**Most Touchdown Receptions/Giants Rookie**

Odell Beckham, Jr.	2014	12
Bill Swiacki	1948	10
Ken MacAfee	1954	8
Sterling Shepard	2016	8
<b>Darius Slayton</b>	<b>2019</b>	<b>8</b>

\*Tight End

\*\*Running Back

- » Made a season-high 10 catches, for 121 yards (his first career 100-yard game), including touchdowns of 5 and 39 yards, at the Jets.
- » Finished with 5 catches for a career-high 154 yards and 2 touchdowns in a Monday night game at Philadelphia. The scores were on 35 and 55-yard receptions, the latter Slayton's longest catch of the season...His yardage total was the highest by a Giants receiver since Oct. 22, 2018, when Sterling Shepard gained 167 yards on 5 catches. The 154 yards was the highest total by a Giants rookie since Beckham had 185 receiving yards vs. Philadelphia on Dec. 28, 2014...Slayton gained all 154 yards in the first half to become the first Giants player with more than 150 receiving yards in a half since Plaxico Burress had 179 yards in the first 2 quarters of a 44-24 victory vs. the Rams on Oct. 2, 2005.
- » Slayton's final touchdown of the season vs. Miami (12/15) was a significant milestone in Giants history...With 11:53 remaining in the 3rd quarter, his 5-yard score gave the Giants a 14-10 lead they never relinquished in a game they won, 36-20...More significantly, it was the 366th and final touchdown pass of Eli Manning's 16-year career.

**COLLEGE**

- » In 3 seasons at Auburn, he played in 38 games and caught 79 passes for 1,605 yards (20.3-yard avg.), and 11 touchdowns, with a long catch of 74 yards...His 1,605 receiving yards rank him 11th among Auburn career leaders...In 2018, played in 12 games and finished with career-high totals of 35 receptions for 670 yards (19.1-yard avg.) and 5 touchdowns...Caught 3 passes, for touchdowns of 74, 52, and 34 yards, in the Music City Bowl vs. Purdue...Set Auburn bowl records for receiving yards (160), touchdowns (3), and longest touchdown catch (74)...In 2017, played in 13 games and totaled 29 receptions for 643 yards (career-high 22.2-yard avg.) and 5 scores...In 2016, played in 13 games with 11 starts in his first season of collegiate action...Finished with 15 receptions for 292 yards (19.5-yard avg.) and 1 touchdown...Scored his first career touchdown on a 21-yard reception vs. Vanderbilt...Redshirted in 2015.

**OFF-THE-FIELD ACTIVITY**

- » Founded the Left Hand Right Hand Foundation to provide support to those in need through education opportunities, resources and community events...Visited St. Francis Prep in Queens, N.Y. to host a football clinic for 70 football players from both the school and the Far Rockaway Giants program... Attended the Annual Vision of Hope Gala to celebrate Lt. Moody of the Far Rockaway and Harlem Giants, who received the Ann & Wellington Mara Award... Attended the United Way of New York City's Gridiron Gala event at Glasshouses in NYC, which raised more than \$2

million for UWNYP programming...Participated in the Built Ford Tough Field Day at the Quest Diagnostic Training Center for the 7 high school girls flag football champions from leagues supported by the Giants...Served as one of the Giants player ambassador for MetLife's First Responder Hats campaign to support the New York City Police Foundation's Far Rockaway and Harlem Giants, the FDNY Foundation and Port Authority Police PBA Widow's and Children's Fund...Hosted a youth football camp for more than 200 kids in Atlanta, Ga....Attended the New York City Police Foundation Gala at the Intrepid Museum to celebrate the hard work of the NYPD and success of the Far Rockaway and Harlem Giants programs... Attended the annual Far Rockaway and Harlem Giants Awards dinner at the NYPD headquarters to celebrate the boys and police officers in the programs and received their annual community service award...Visited Far Rockaway (N.Y.) High School to participate in a CPR and AED training led by the FDNY foundation, in which with both boys tackle and girls flag football players were trained in CPR/AED. NYPD officers and boys from the Far Rockaway Giants were in attendance and enjoyed a pizza party after the training...The Left Hand Right Hand Foundation hosted a Thanksgiving meal basket giveaway in Slayton's hometown in Georgia...Surprised 16 deserving families from the New York City Police Foundation's Far Rockaway and Harlem Giants with a holiday giveaway to provide household items, clothing and gifts...Represented Mothers Against Drunk Driving (MADD) to honor his childhood best friend during the Week 13 My Cause My Cleats NFL initiative...Met with members from the Wounded Warriors Project during their visit at the Quest Diagnostic Training Facility to watch practice and enjoy a day with the Giants.

## PERSONAL

- » Studied in the College of Business...First-team Class 2A all-state selection at Greater Atlanta Christian School in Norcross, Ga....All-region player at wide receiver and defensive back ...Selected to the U.S. Army All-American Bowl...State sprint champion at 100 and 200 meters...Son of Pamela Slayton and Eddie Slayton...Has a sister, Maileka...Cousin, Darrell Crawford, played linebacker at Auburn.

### DARIUS SLAYTON'S NFL REGULAR SEASON RUSHING/RECEIVING STATISTICS

DATE	TEAM	GP	GS	RECEIVING					RUSHING				
				NO.	YDS.	AVG.	LG	TD	NO.	YDS.	AVG.	LG	TD
2019	N.Y. Giants	14	9	48	740	15.4	55†	8	0	0	0.0	0	0
2020	N.Y. Giants	16	15	50	751	15.0	41†	3	2	-1	-0.5	2	0
2021	N.Y. Giants	13	5	26	339	13.0	42	2	1	-13	-13.0	-13	0
2022	N.Y. Giants	16	11	46	724	15.7	55	2	0	0	0.0	0	0
2023	N.Y. Giants	17	13	50	770	15.4	80†	4	0	0	0.0	0	0
<b>NFL TOTALS</b>		<b>76</b>	<b>53</b>	<b>220</b>	<b>3,324</b>	<b>15.1</b>	<b>80†</b>	<b>19</b>	<b>3</b>	<b>-14</b>	<b>-4.7</b>	<b>2</b>	<b>0</b>

### DARIUS SLAYTON'S NFL POSTSEASON RUSHING/RECEIVING STATISTICS

DATE	TEAM	GP	GS	RECEIVING					RUSHING				
				NO.	YDS.	AVG.	LG	TD	NO.	YDS.	AVG.	LG	TD
2022	N.Y. Giants	2	2	5	92	18.4	47	0	1	3	3.0	3	0
<b>NFL TOTALS</b>		<b>2</b>	<b>2</b>	<b>5</b>	<b>92</b>	<b>18.4</b>	<b>47</b>	<b>0</b>	<b>1</b>	<b>3</b>	<b>3.0</b>	<b>3</b>	<b>0</b>

### DARIUS SLAYTON'S NFL REGULAR SEASON RETURN STATISTICS

DATE	TEAM	KICKOFF RETURNS					PUNT RETURNS					
		RET.	YDS.	AVG.	LG	TD	NO.	FC	YDS.	AVG.	LG	TD
2019	N.Y. Giants	9	189	21.0	30	0	0	0	0	0.0	0	0
2020	N.Y. Giants	0	0	0.0	0	0	0	0	0	0.0	0	0
2021	N.Y. Giants	0	0	0.0	0	0	0	0	0	0.0	0	0
2022	N.Y. Giants	0	0	0.0	0	0	0	0	0	0.0	0	0
2023	N.Y. Giants	0	0	0.0	0	0	0	1	0	0.0	0	0
<b>NFL TOTALS</b>		<b>9</b>	<b>189</b>	<b>21.0</b>	<b>30</b>	<b>0</b>	<b>0</b>	<b>1</b>	<b>0</b>	<b>0.0</b>	<b>0</b>	<b>0</b>

### DARIUS SLAYTON'S NFL POSTSEASON RETURN STATISTICS

DATE	TEAM	KICKOFF RETURNS					PUNT RETURNS					
		RET.	YDS.	AVG.	LG	TD	NO.	FC	YDS.	AVG.	LG	TD
2022	N.Y. Giants	0	0	0.0	0	0	0	0	0	0.0	0	0
<b>NFL TOTALS</b>		<b>0</b>	<b>0</b>	<b>0.0</b>	<b>0</b>	<b>0</b>	<b>0</b>	<b>0</b>	<b>0</b>	<b>0.0</b>	<b>0</b>	<b>0</b>

## SINGLE-GAME HIGHS: RUSHING/RECEIVING

<b>Rush Attempts</b>	1 vs. Philadelphia Eagles, Nov 28, 2021 1 at Washington Commanders, Nov 08, 2020 1 vs. Washington Commanders, Oct 18, 2020	<b>All-Purpose Yards</b>	154 at Philadelphia Eagles, Dec 09, 2019 152 at Detroit Lions, Oct 27, 2019 129 at Dallas Cowboys, Oct 11, 2020 121 at New York Jets, Nov 10, 2019 115 vs. Arizona Cardinals, Oct 20, 2019
<b>Rushing Yards</b>	2 at Washington Commanders, Nov 08, 2020	<b>Kickoff Returns</b>	5 at Detroit Lions, Oct 27, 2019 4 vs. Arizona Cardinals, Oct 20, 2019
<b>Longest Runs</b>	2 at Washington Commanders, Nov 08, 2020	<b>Kickoff Return Yards</b>	102 at Detroit Lions, Oct 27, 2019 87 vs. Arizona Cardinals, Oct 20, 2019
<b>Receptions</b>	10 at New York Jets, Nov 10, 2019 8 at Dallas Cowboys, Oct 11, 2020 6 vs. Washington Commanders, Dec 04, 2022 6 at Green Bay Packers, Oct 09, 2022 6 vs. Pittsburgh Steelers, Sep 14, 2020 6 vs. Green Bay Packers, Dec 01, 2019	<b>Longest Kickoff Return</b>	30 at Detroit Lions, Oct 27, 2019 30 vs. Arizona Cardinals, Oct 20, 2019 23 vs. Arizona Cardinals, Oct 20, 2019 21 at Detroit Lions, Oct 27, 2019 21 vs. Arizona Cardinals, Oct 20, 2019
<b>Receiving Yards</b>	154 at Philadelphia Eagles, Dec 09, 2019 129 at Dallas Cowboys, Oct 11, 2020 121 at New York Jets, Nov 10, 2019 106 vs. Los Angeles Rams, Dec 31, 2023 102 vs. Pittsburgh Steelers, Sep 14, 2020	<b>Fair Catches</b>	1 vs. Washington Commanders, Oct 22, 2023
<b>Receiving Average</b>	31.7 vs. Houston Texans, Nov 13, 2022 30.8 at Philadelphia Eagles, Dec 09, 2019 30.0 at Philadelphia Eagles, Dec 25, 2023 27.3 at Tampa Bay Buccaneers, Sep 22, 2019 26.5 vs. Los Angeles Rams, Dec 31, 2023	<b>Kickoff Return Average</b>	21.8 vs. Arizona Cardinals, Oct 20, 2019 20.4 at Detroit Lions, Oct 27, 2019
<b>Longest Receptions</b>	80t vs. Los Angeles Rams, Dec 31, 2023 69t at Philadelphia Eagles, Dec 25, 2023 55 vs. Washington Commanders, Dec 04, 2022 55t at Philadelphia Eagles, Dec 09, 2019 54t vs. Houston Texans, Nov 13, 2022	<b>Most TDs</b>	2 vs. Pittsburgh Steelers, Sep 14, 2020 ...3 more at 2.
<b>Receiving TDs</b>	2 vs. Pittsburgh Steelers, Sep 14, 2020 2 at Philadelphia Eagles, Dec 09, 2019 2 at New York Jets, Nov 10, 2019 2 at Detroit Lions, Oct 27, 2019	<b>Miscellaneous Tackles</b>	2 at Tampa Bay Buccaneers, Nov 22, 2021 1 vs. Los Angeles Rams, Dec 31, 2023 1 vs. Chicago Bears, Oct 02, 2022 1 at Miami Dolphins, Dec 05, 2021 ...3 more at 1.

## SINGLE-GAME HIGHS - POSTSEASON: RUSHING/RECEIVING

<b>Rush Attempts</b>	1 at Minnesota Vikings, Jan 15, 2023	<b>Receiving Yards</b>	88 at Minnesota Vikings, Jan 15, 2023 4 at Philadelphia Eagles, Jan 21, 2023
<b>Rushing Yards</b>	3 at Minnesota Vikings, Jan 15, 2023	<b>Receiving Average</b>	22.0 at Minnesota Vikings, Jan 15, 2023
<b>Longest Runs</b>	3 at Minnesota Vikings, Jan 15, 2023	<b>Longest Receptions</b>	47 at Minnesota Vikings, Jan 15, 2023 22 at Minnesota Vikings, Jan 15, 2023 14 at Minnesota Vikings, Jan 15, 2023 5 at Minnesota Vikings, Jan 15, 2023 4 at Philadelphia Eagles, Jan 21, 2023
<b>Receptions</b>	4 at Minnesota Vikings, Jan 15, 2023 1 at Philadelphia Eagles, Jan 21, 2023	<b>All-Purpose Yards</b>	91 at Minnesota Vikings, Jan 15, 2023 4 at Philadelphia Eagles, Jan 21, 2023

## 100-YARD RECEIVING GAMES (5): REGULAR SEASON

DATE	TEAM	NO.	YDS.	AVG.	LG	TD
11/10/19	at N.Y. Jets	10	121	12.1	39t	2
12/09/19	at Philadelphia	5	154	30.8	55t	2
09/14/20	PITTSBURGH	6	102	17.0	41t	2
10/11/20	at Dallas	8	129	16.1	39	0
12/31/23	L.A. RAMS	4	106	26.5	80t	1

## 2019 GAME-BY-GAME REGULAR-SEASON STATISTICS (N.Y. GIANTS)

DATE	OPPONENT	P/S	RECEIVING					RUSHING					W/L	SCORE
			NO.	YDS.	AVG.	LG	TD	NO.	YDS.	AVG.	LG	TD		
09/08	at Dallas												L	17-35
09/15	Buffalo												L	14-28
09/22	at Tampa Bay	P	3	82	27.3	46	0	0	0	0.0	0	0	W	32-31
09/29	Washington	P	2	13	6.5	8	0	0	0	0.0	0	0	W	24-3
10/06	Minnesota	P	4	62	15.5	35†	1	0	0	0.0	0	0	L	10-28
10/10	at New England	S	3	32	10.7	12	0	0	0	0.0	0	0	L	14-35
10/20	Arizona	S	2	28	14.0	20	0	0	0	0.0	0	0	L	21-27
10/27	at Detroit	S	2	50	25.0	28†	2	0	0	0.0	0	0	L	26-31
11/04	Dallas	S	1	6	6.0	6	0	0	0	0.0	0	0	L	18-37
11/10	at N.Y. Jets	S	10	121	12.1	39†	2	0	0	0.0	0	0	L	27-34
11/24	at Chicago	S	4	67	16.8	19	0	0	0	0.0	0	0	L	14-19
12/01	Green Bay	S	6	44	7.3	13	0	0	0	0.0	0	0	L	13-31
12/09	at Philadelphia	P	5	154	30.8	55†	2	0	0	0.0	0	0	L	17-23+
12/15	Miami	S	2	31	15.5	26	1	0	0	0.0	0	0	W	36-20
12/22	at Washington	S	0	0	0.0	0	0	0	0	0.0	0	0	W	41-35+
12/29	Philadelphia	P	4	50	12.5	33	0	0	0	0.0	0	0	L	17-34
<b>2019 TOTALS</b>		<b>14-9</b>	<b>48</b>	<b>740</b>	<b>15.4</b>	<b>55T</b>	<b>8</b>	<b>0</b>	<b>0</b>	<b>0.0</b>	<b>0</b>	<b>0</b>	<b>0</b>	<b>4-12</b>

+ - Overtime

## 2020 GAME-BY-GAME REGULAR-SEASON STATISTICS (N.Y. GIANTS)

DATE	OPPONENT	P/S	RECEIVING					RUSHING					W/L	SCORE
			NO.	YDS.	AVG.	LG	TD	NO.	YDS.	AVG.	LG	TD		
09/14	Pittsburgh	P	6	102	17.0	41†	2	0	0	0.0	0	0	L	16-26
09/20	at Chicago	S	3	33	11.0	17	0	0	0	0.0	0	0	L	13-17
09/27	San Francisco	S	3	53	17.7	23	0	0	0	0.0	0	0	L	9-36
10/04	at L.A. Rams	S	3	48	16.0	33	0	0	0	0.0	0	0	L	9-17
10/11	at Dallas	S	8	129	16.1	39	0	0	0	0.0	0	0	L	34-37
10/18	Washington	S	2	41	20.5	23†	1	1	-3	-3.0	-3	0	W	20-19
10/22	at Philadelphia	S	2	23	11.5	12	0	0	0	0.0	0	0	L	21-22
11/02	Tampa Bay	S	5	56	11.2	14	0	0	0	0.0	0	0	L	23-25
11/08	at Washington	S	1	6	6.0	6	0	1	2	2.0	2	0	W	23-20
11/15	Philadelphia	S	5	93	18.6	40	0	0	0	0.0	0	0	W	27-17
11/29	at Cincinnati	S	0	0	0.0	0	0	0	0	0.0	0	0	W	19-17
12/06	at Seattle	S	1	14	14.0	14	0	0	0	0.0	0	0	W	17-12
12/13	Arizona	S	3	31	10.3	13	0	0	0	0.0	0	0	L	7-26
12/20	Cleveland	S	4	74	18.5	35	0	0	0	0.0	0	0	L	6-20
12/27	at Baltimore	S	2	26	13.0	15	0	0	0	0.0	0	0	L	13-27
01/03	Dallas	S	2	22	11.0	15	0	0	0	0.0	0	0	W	23-19
<b>2020 TOTALS</b>		<b>16-15</b>	<b>50</b>	<b>751</b>	<b>15.0</b>	<b>41T</b>	<b>3</b>	<b>2</b>	<b>-1</b>	<b>-0.5</b>	<b>2</b>	<b>0</b>	<b>6-10</b>	



## 2021 GAME-BY-GAME REGULAR-SEASON STATISTICS (N.Y. GIANTS)

DATE	OPPONENT	P/S	RECEIVING					RUSHING					W/L	SCORE
			NO.	YDS.	AVG.	LG	TD	NO.	YDS.	AVG.	LG	TD		
09/12	Denver	P	3	65	21.7	42	0	0	0	0.0	0	0	L	13-27
09/16	at Washington	P	3	54	18.0	33†	1	0	0	0.0	0	0	L	29-30
09/26	Atlanta	P	1	8	8.0	8	0	0	0	0.0	0	0	L	14-17
10/03	at New Orleans		ON INACTIVE LIST										W	27-21+
10/10	at Dallas		ON INACTIVE LIST										L	20-44
10/17	L.A. Rams		ON INACTIVE LIST										L	11-38
10/24	Carolina	S	5	63	12.6	16	0	0	0	0.0	0	0	W	25-3
11/01	at Kansas City	S	0	0	0.0	0	0	0	0	0.0	0	0	L	17-20
11/07	Las Vegas	P	0	0	0.0	0	0	0	0	0.0	0	0	W	23-16
11/22	at Tampa Bay	P	4	37	9.3	21	0	0	0	0.0	0	0	L	10-30
11/28	Philadelphia	S	3	40	13.3	18	0	1	-13	-13.0	-13	0	W	13-7
12/05	at Miami	S	2	13	6.5	9	0	0	0	0.0	0	0	L	9-20
12/12	at L.A. Chargers	P	0	0	0.0	0	0	0	0	0.0	0	0	L	21-37
12/19	Dallas	P	2	23	11.5	14	0	0	0	0.0	0	0	L	6-21
12/26	at Philadelphia	S	1	7	7.0	7	0	0	0	0.0	0	0	L	10-34
01/02	at Chicago		DID NOT PLAY										L	3-29
01/09	Washington	P	2	29	14.5	22†	1	0	0	0.0	0	0	L	7-22
<b>2021 TOTALS</b>		<b>13-5</b>	<b>26</b>	<b>339</b>	<b>13.0</b>	<b>42</b>	<b>2</b>	<b>1</b>	<b>-13</b>	<b>-13.0</b>	<b>-13</b>	<b>0</b>	<b>4-13</b>	

+ - Overtime

## 2022 GAME-BY-GAME REGULAR-SEASON STATISTICS (N.Y. GIANTS)

DATE	OPPONENT	P/S	RECEIVING					RUSHING					W/L/T	SCORE
			NO.	YDS.	AVG.	LG	TD	NO.	YDS.	AVG.	LG	TD		
09/11	at Tennessee		ON INACTIVE LIST										W	21-20
09/18	Carolina	P	0	0	0.0	0	0	0	0	0.0	0	0	W	19-16
09/26	Dallas	P	0	0	0.0	0	0	0	0	0.0	0	0	L	16-23
10/02	Chicago	P	1	11	11.0	11	0	0	0	0.0	0	0	W	20-12
10/09	at Green Bay	P	6	79	13.2	26	0	0	0	0.0	0	0	W	27-22
10/16	Baltimore	S	1	18	18.0	18	0	0	0	0.0	0	0	W	24-20
10/23	at Jacksonville	S	3	58	19.3	32†	1	0	0	0.0	0	0	W	23-17
10/30	at Seattle	S	5	66	13.2	21	0	0	0	0.0	0	0	L	13-27
11/13	Houston	S	3	95	31.7	54†	1	0	0	0.0	0	0	W	24-16
11/20	Detroit	S	5	86	17.2	24	0	0	0	0.0	0	0	L	18-31
11/24	at Dallas	S	3	63	21.0	44	0	0	0	0.0	0	0	L	20-28
12/04	Washington	S	6	90	15.0	55	0	0	0	0.0	0	0	T	20-20
12/11	Philadelphia	S	2	42	21.0	37	0	0	0	0.0	0	0	L	22-48
12/18	at Washington	S	5	23	4.6	7	0	0	0	0.0	0	0	W	20-12
12/24	at Minnesota	S	4	79	19.8	32	0	0	0	0.0	0	0	L	24-27
01/01	Indianapolis	S	2	14	7.0	9	0	0	0	0.0	0	0	W	38-10
01/08	at Philadelphia	P	0	0	0.0	0	0	0	0	0.0	0	0	L	16-22
<b>2022 TOTALS</b>		<b>16-11</b>	<b>46</b>	<b>724</b>	<b>15.7</b>	<b>55</b>	<b>2</b>	<b>0</b>	<b>0</b>	<b>0.0</b>	<b>0</b>	<b>0</b>	<b>9-7-1</b>	

## 2023 GAME-BY-GAME REGULAR-SEASON STATISTICS (N.Y. GIANTS)

DATE	OPPONENT	P/S	RECEIVING					RUSHING					W/L	SCORE
			NO.	YDS.	AVG.	LG	TD	NO.	YDS.	AVG.	LG	TD		
09/10	Dallas	P	3	15	5.0	8	0	0	0	0.0	0	0	L	0-40
09/17	at Arizona	S	3	62	20.7	29	0	0	0	0.0	0	0	W	31-28
09/21	at San Francisco	S	3	32	10.7	17	0	0	0	0.0	0	0	L	12-30
10/02	Seattle	S	2	23	11.5	12	0	0	0	0.0	0	0	L	3-24
10/08	at Miami	P	2	35	17.5	20	0	0	0	0.0	0	0	L	16-31
10/15	at Buffalo	S	4	69	17.3	31	0	0	0	0.0	0	0	L	9-14
10/22	Washington	P	1	22	22.0	22	0	0	0	0.0	0	0	W	14-7
10/29	N.Y. Jets	S	1	-1	-1.0	-1	0	0	0	0.0	0	0	L	10-13+
11/05	at Las Vegas	S	4	59	14.8	34	0	0	0	0.0	0	0	L	6-30
11/12	at Dallas	S	3	21	7.0	9	0	0	0	0.0	0	0	L	17-49
11/19	at Washington	S	4	82	20.5	40†	1	0	0	0.0	0	0	W	31-19
11/26	New England	P	2	16	8.0	9	0	0	0	0.0	0	0	W	10-7
12/11	Green Bay	S	2	14	7.0	9	0	0	0	0.0	0	0	W	24-22
12/17	at New Orleans	S	4	63	15.8	33	0	0	0	0.0	0	0	L	6-24
12/25	at Philadelphia	S	3	90	30.0	69†	1	0	0	0.0	0	0	L	25-33
12/31	L.A. Rams	S	4	106	26.5	80†	1	0	0	0.0	0	0	L	25-26
01/07	Philadelphia	S	5	62	12.4	19†	1	0	0	0.0	0	0	W	27-10
<b>2023 TOTALS</b>		<b>17-13</b>	<b>50</b>	<b>770</b>	<b>15.4</b>	<b>80†</b>	<b>4</b>	<b>0</b>	<b>0</b>	<b>0.0</b>	<b>0</b>	<b>0</b>	<b>6-11</b>	

+ - Overtime

## 2022 GAME-BY-GAME POSTSEASON STATISTICS (N.Y. GIANTS)

DATE	OPPONENT	P/S	RECEIVING					RUSHING					W/L	SCORE
			NO.	YDS.	AVG.	LG	TD	NO.	YDS.	AVG.	LG	TD		
01/15	at Minnesota	S	4	88	22.0	47	0	1	3	3.0	3	0	W	31-24
01/21	at Philadelphia	S	1	4	4.0	4	0	0	0	0.0	0	0	L	7-38
<b>2022 TOTALS</b>		<b>2-2</b>	<b>5</b>	<b>92</b>	<b>18.4</b>	<b>47</b>	<b>0</b>	<b>1</b>	<b>3</b>	<b>3.0</b>	<b>3</b>	<b>0</b>	<b>1-1</b>	



# AARON STINNIE

G

HEIGHT: 6-3  
WEIGHT: 312  
COLLEGE: JAMES MADISON  
HOW ACQUIRED: FA-'24  
NFL EXP.: 7TH YEAR  
GIANTS EXP.: 1ST YEAR

64

## TRANSACTIONS

- » Originally signed as a rookie free agent by the Tennessee Titans on May 11, 2018...Waived by Tennessee on Aug. 31, 2019, and signed to the Titans' practice squad on Sept. 1, 2019...Waived by Tennessee on Nov. 9, 2019...Awarded off waivers to the Tampa Bay Buccaneers on Nov. 11, 2019...Signed as a free agent by the Giants on March 18, 2024.

## CAREER HIGHLIGHTS

- » Stinnie has played in 31 regular-season games with 12 starts for Tennessee and Tampa Bay, and in 7 postseason games with 5 starts for the Buccaneers, including one in Super Bowl LV...All of his regular-season starts were at left guard...In the playoffs, has started 3 games at right guard and 2 at left guard.
- » In his final season in Tampa Bay in 2023, played in 13 games with 11 starts, both career highs, and started both Buccaneers' postseason games at left guard.
- » In 2022, missed the entire season with after suffering a torn ACL in the preseason.
- » In 2021, played in 6 regular-season games and made his first career regular-season start at left guard at Indianapolis (11/28)...Also played in 2 postseason game...Spent the final 5 games of the regular season on injured reserve with a knee injury.
- » In 2020, played in 6 regular-season games and started in the 3 postseason games in which he play – the NFC Divisional Playoff Game (1/17) – his first career start after right guard Alex Cappa fractured his ankle in the wild-card round - the NFC Championship Game (1/24), and the Super Bowl LV victory vs. Kansas City (2/7).
- » In 2019, played in 5 games, including 3 for Tennessee and 2 for Tampa Bay.
- » As a rookie in 2018, played in one game, vs. the Chargers in London (10/21).

## COLLEGE

- » Played in 54 games with 42 consecutive starts to finish his career at James Madison (2013-17)...As a redshirt senior in 2017, started all 15 games at left tackle...named AP first-team FCS All-American and first-team All-CAA distinction...In 2016, named first-team All-CAA...In 2015, transitioned from the defensive line...In 2014, played in 12 games as a defensive lineman...Redshirted in 2013.

## PERSONAL

- » Graduated in spring 2017 with a degree in kinesiology...Played only 2 years of organized football on the offensive and defensive lines at St. Anne's-Belfield High School in Charlottesville, Va....Had 45 total tackles (21 solo), 8 tackles for loss, 5 sacks, 2 forced fumbles, and one fumble recovery...As a senior, earned first-team all-state VISAA Division 2 recognition at both offensive and defensive lineman...Was also named 2nd-team All-Central Virginia and 2nd-team All-ODFC as a defensive lineman...After his first season as a junior, named to the 2nd-team VISFA Old Dominion on defense...Also played basketball in high school...Earned a place on the Honor Roll... Stinnie's father, Phil Stinnie, played college basketball at Virginia Commonwealth and is 7th on the school's career scoring list...Son of Phil and Julia Stinnie.

## AARON STINNIE'S NFL REGULAR SEASON STATISTICS

DATE	TEAM	GP	GS
2018	Tennessee	1	0
2019	Tennessee	3	0
Went from <b>Tennessee</b> to <b>Tampa Bay</b> .			
2019	Tampa Bay	2	0
2019	TOTAL	5	0
2020	Tampa Bay	6	0
2021	Tampa Bay	6	1
2022	Tampa Bay	0	0
2023	Tampa Bay	13	11
<b>NFL TOTALS</b>		<b>31</b>	<b>12</b>

## AARON STINNIE'S NFL POSTSEASON STATISTICS

DATE	TEAM	GP	GS
2020	Tampa Bay	3	3
2021	Tampa Bay	2	0
2022	Tampa Bay	0	0
2023	Tampa Bay	2	2
<b>NFL TOTALS</b>		<b>7</b>	<b>5</b>





# JACK STOLL

(STOLE)

HEIGHT: 6-4  
WEIGHT: 247  
COLLEGE: NEBRASKA  
HOW ACQUIRED: FA-'24  
NFL EXP.: 4TH YEAR  
GIANTS EXP.: 1ST YEAR

TE

89

### TRANSACTIONS

- » Originally signed as a rookie free agent by the Philadelphia Eagles on May 14, 2021...Signed as a free agent by the Giants on March 15, 2024.

### CAREER HIGHLIGHTS

- » Played in 50 regular-season games with 26 starts and in 5 postseason games with 2 starts the previous 3 seasons in Philadelphia...Caught 20 passes for 183 yards with a long reception of 26 yards in the regular season, and one pass for 5 yards in the playoffs.
- » In 2023, played in all 17 games with 10 starts and started the Eagles' playoff game...Had 5 receptions for 38 yards, including a season-long 14-yarder vs. Buffalo (11/26).
- » In 2022, played in all 17 games with a career-high 11-starts...Finished with career-best totals of 11 catches and 123 yards...Tallied 3 receptions for 41 yards - both career highs - including a career-long 26-yarder vs. Tennessee (12/4)...Recorded his only postseason reception, a 5-yarder, vs. San Francisco in the NFC Championship Game (1/29)...Played 23 snaps on offense and 14 on special teams in Super Bowl LVII vs. Kansas City (2/12).
- » In 2021, was the only undrafted rookie to make Philadelphia's opening day roster...Played in 16 regular-season games with 5 starts and in the NFC Wild Card Game...Posted 4 catches for 22 yards...Made his NFL debut at Atlanta (9/12)...Caught his first pass, a 9-yarder, at Detroit (10/31).

### COLLEGE

- » Played in 43 games at Nebraska (2017-20)...Totalled 61 catches for 657 yards and 6 touchdowns...Named to the John Mackey Award (nation's most outstanding TE) preseason watch lists from 2018-20...In 2020, caught 7 passes for 89 yards in an injury-shortened season...In 2019, contributed a career-high 25 receptions for 234 yards and one touchdown...In 2018, tallied career highs with 245 yards and 3 touchdowns on 21 receptions...As a freshman in 2017, had 8 catches for 89 yards and 2 touchdowns.

### PERSONAL

- » Earned his degree in marketing in May 2020...Big Ten Distinguished Scholar (2020)...Academic All-Big Ten (2017, 2018, 2019, 2020)...Excelled as a tight end at Regis Jesuit High School in Aurora, Col....As a senior, Stoll was a 2nd-team all-state selection after catching 32 passes for 434 yards and 6 touchdowns...Helped Regis Jesuit to a 9-3 record and the quarterfinals of the Colorado 5A state playoffs...As a junior, Stoll caught 19 passes for 176 yards and 4 touchdowns for a team that finished 10-2 and reached the state quarterfinals...Helped his team finished 9-2 as a sophomore...Stoll was a 2nd-team academic all-state selection, and he also competed in basketball and track and field for Regis Jesuit...Son of Chris and Mary Grace Stoll.

#### JACK STOLL'S NFL REGULAR SEASON RUSHING/RECEIVING STATISTICS

DATE	TEAM	GP	GS	RECEIVING					RUSHING				
				NO.	YDS.	AVG.	LG	TD	NO.	YDS.	AVG.	LG	TD
2021	Philadelphia	16	5	4	22	5.5	9	0	0	0	0.0	0	0
2022	Philadelphia	17	11	11	123	11.2	26	0	0	0	0.0	0	0
2023	Philadelphia	17	10	5	38	7.6	14	0	0	0	0.0	0	0
<b>NFL TOTALS</b>		<b>50</b>	<b>26</b>	<b>20</b>	<b>183</b>	<b>9.2</b>	<b>26</b>	<b>0</b>	<b>0</b>	<b>0</b>	<b>0.0</b>	<b>0</b>	<b>0</b>

#### JACK STOLL'S NFL POSTSEASON RUSHING/RECEIVING STATISTICS

DATE	TEAM	GP	GS	RECEIVING					RUSHING				
				NO.	YDS.	AVG.	LG	TD	NO.	YDS.	AVG.	LG	TD
2021	Philadelphia	1	0	0	0	0.0	0	0	0	0	0.0	0	0
2022	Philadelphia	3	1	1	5	5.0	5	0	0	0	0.0	0	0
2023	Philadelphia	1	1	0	0	0.0	0	0	0	0	0.0	0	0
<b>NFL TOTALS</b>		<b>5</b>	<b>2</b>	<b>1</b>	<b>5</b>	<b>5.0</b>	<b>5</b>	<b>0</b>	<b>0</b>	<b>0</b>	<b>0.0</b>	<b>0</b>	<b>0</b>

## SINGLE-GAME HIGHS: RECEIVING

<b>Receptions</b>	3 vs. Tennessee Titans, Dec 04, 2022 2 at New York Giants, Dec 11, 2022 2 at Denver Broncos, Nov 14, 2021 1 at New York Giants, Jan 07, 2024 1 vs. Buffalo Bills, Nov 26, 2023 ...11 more at 1.	<b>Longest Receptions</b>	26 vs. Tennessee Titans, Dec 04, 2022 21 vs. Dallas Cowboys, Oct 16, 2022 14 vs. Buffalo Bills, Nov 26, 2023 14 at New York Giants, Dec 11, 2022 13 at Houston Texans, Nov 03, 2022
<b>Receiving Yards</b>	41 vs. Tennessee Titans, Dec 04, 2022 21 vs. Dallas Cowboys, Oct 16, 2022 20 at New York Giants, Dec 11, 2022 14 vs. Buffalo Bills, Nov 26, 2023 13 at Houston Texans, Nov 03, 2022	<b>All-Purpose Yards</b>	41 vs. Tennessee Titans, Dec 04, 2022 21 vs. Dallas Cowboys, Oct 16, 2022 20 at New York Giants, Dec 11, 2022 14 vs. Buffalo Bills, Nov 26, 2023 13 at Houston Texans, Nov 03, 2022
<b>Receiving Average</b>	13.7 vs. Tennessee Titans, Dec 04, 2022	<b>Special Teams Tackles</b>	1 at Kansas City Chiefs, Nov 20, 2023 1 at Indianapolis Colts, Nov 20, 2022 1 vs. Dallas Cowboys, Oct 16, 2022 ...2 more at 1.

## SINGLE-GAME HIGHS - POSTSEASON: RECEIVING

<b>Receptions</b>	1 vs. San Francisco 49ers, Jan 29, 2023	<b>All-Purpose Yards</b>	5 vs. San Francisco 49ers, Jan 29, 2023
<b>Receiving Yards</b>	5 vs. San Francisco 49ers, Jan 29, 2023	<b>Special Teams Tackles</b>	1 vs. Kansas City Chiefs, Feb 12, 2023
<b>Longest Receptions</b>	5 vs. San Francisco 49ers, Jan 29, 2023		1 at Tampa Bay Buccaneers, Jan 16, 2022



# KAYVON THIBODEAUX

(ti-buh-dough)

HEIGHT: 6-5  
WEIGHT: 258  
COLLEGE: OREGON  
HOW ACQUIRED: D1-'22  
NFL EXP.: 3RD YEAR  
GIANTS EXP.: 3RD YEAR

OLB

5

## HONORS

- » NFC Defensive Player of the Week: 2022 Week 15

## TRANSACTIONS

- » Originally a first-round (5th pick overall) draft choice by the Giants in 2022.

## CAREER HIGHLIGHTS

- » Has started all 31 regular-season games and 2 postseason games in which he's played for the Giants...Totals include recorded 99 tackles (59 solo), 15.5 sacks, 29 quarterback hits, 18 tackles for loss, 9 passes defended, 5 forced fumbles, and 3 fumble recoveries, including one for a touchdown.
- » Through his first 25 career games, recorded 14.5 sacks, the most by any player in their first 25 games with the Giants since sacks became an official statistic in 1982.
- » In 2023, started all 17 regular-season games...Led the Giants and tied for 12th in the NFL with 11.5 sacks...Became the first Giant since Leonard Williams, who also had 11.5 in 2020, to record double-digit sacks...Added 50 tackles (26 solo), 16 quarterback hits, 12 tackles for loss, 4 passes defended, 3 forced fumbles, and one fumble recovery...His 12 tackles for loss tied Micah McFadden for the team lead and his 16 quarterback hits were 2nd to Dexter Lawrence's 21...most...Among players who debuted in 2022, Thibodeaux is 3rd in sacks with 15.5 and 4th in pressures with 86.
- » Earned his first sack of the season, a 4-yarder of Brock Purdy, and had 3 tackles, one stop for loss, and one quarterback hit, at San Francisco (9/21)...Recorded the first multi-sack game of his career with 2.0 vs. Seattle (10/2)...Registered 2 tackles (one solo), 1.0 sack, one tackle for loss, one quarterback hit, and one fumble recovery at Miami (10/8).
- » Tallied 4 tackles, 2 quarterback hits, and 1.5 sacks vs. Washington (10/22).
- » Recorded a career-high 3.0 sacks while making a season-best 9 tackles (6 solo), 3 tackles for loss, 3 quarterback hits, a and a forced fumble vs. the Jets (10/29)...It was his 3rd multi-sack game of the season...Became the first Giants player with 3.0 sacks in a game since Williams recorded 3.0 vs. Dallas on Jan. 3, 2021.
- » Contributed 5 tackles (3 solo), 3 quarterback hits, 2.0 sacks, 2 tackles for loss and a pass defended at Washington (11/19)...Joined Dallas' Micah Parsons and Pittsburgh's T.J. Watt as the only players to have 10+ sacks over the first 11 weeks of a season within their first 2 NFL seasons.
- » Notched 5 tackles (4 solo), 2 tackles for loss, one forced fumble and a half-sack vs. New England (11/26)...Totaled 8 tackles (one solo), one quarterback hit, one pass deflection, one forced fumble, and a half-sack vs. Green Bay (12/11)...Registered 3 solo tackles, one quarterback hit, and one pass defended vs. Philadelphia (1/7).
- » As a rookie in 2022, started all 14 regular-season games in which he played, as well as both of the Giants' postseason games...Missed the first 2 games of the season with a knee injury suffered in the preseason...Finished 3rd on the team with 4.0 sacks while collecting with 49 tackles (33 solo), 6 tackles for loss, 13 quarterback hits, 5 passes defended, 2 forced fumbles, 2 fumble recoveries and one touchdown...In the playoffs, he had 11 tackles (7 solo) and one quarterback hit.
- » Recorded one solo tackle in his NFL debut, vs. Dallas (9/26)...Recovered a fumble forced to accompany 4 tackles (2 solo) and a quarterback hit vs. Chicago (10/2).
- » Notched his first career sack, an 8-yarder of Lamar Jackson, on a game-clinching strip sack with 1:30 remaining, vs. Baltimore (10/16)...Sacked Taylor Heinicke with 1:28 remaining in overtime vs. Washington (12/4).
- » Named NFC Defensive Player of the Week after posting a career and team-high 12 tackles (9 solo), including 3 tackles for loss, and strip-sack of Heinicke, whose fumble he recovered and returned one yard for his first NFL touchdown, at Washington (12/18)...It was the Giants' first defensive touchdown since Nov. 7, 2021, when Xavier McKinney intercepted a pass vs. Las Vegas and returned it 41 yards for a touchdown...Thibodeaux scored his first touchdown since he played tight end in high school and his first ever defensive touchdown.
- » Made 5 tackles (4 solo) and sacked Nick Foles Indianapolis (1/1)...Did not play, along with numerous other starters, at Philadelphia (1/8).
- » Recorded 3 solo tackles and a quarterback hit of Kirk Cousins in the NFC Wild Card Game at Minnesota (1/15)...Added 8 tackles (4 solo) in the divisional round at Philadelphia (1/21).

## COLLEGE

- » Played in 32 games with 21 starts in 3 seasons at Oregon...Collected 123 tackles (82 solo), 35.5 tackles for loss, 19.0 sacks, 7 passes defended and 3 forced fumble...In 3 Pac-12 Championship Games, combined for 13 tackles, 5.5 tackles for loss, 4.5 sacks and 21 quarterback pressures...His 19.0 sacks are tied for 7th in program history...Was the first Oregon defensive lineman to earn All-America honors since DeForest Buckner in 2015.
- » In 2021, played in 11 games with 9 starts...Missed 2+ games due to injury...Tallied a career-high 50 tackles (35 solo), 12 tackles for loss, 7.0 sacks and 2 forced fumbles...Became the 4th player in program history – and first defensive player – to be a unanimous All-America...Finalist for the

Bronko Nagurski Trophy and the Chuck Bednarik Award, each presented to the best defensive player in the nation...Voted a first-team All-Pac-12 selection by the league's coaches for the 2nd straight season...His 7.0 sacks led Oregon and tied for 3rd in the Pac-12.

- » In 2020, started all 7 games of a Ducks' season that was abbreviated by the pandemic...Led all Pac-12 defensive linemen with 38 tackles (23 solo) and had team-high totals of 9.5 tackles for loss and 3.0 sacks...Selected first-team All-Pac-12 and 3rd-team All-America...Earned Pac-12 Championship Game MVP honors after posting 12 quarterback hurries, 2.0 tackles for loss, a 3rd-down sack in the 3rd quarter and a TFL on a 4th down play in the first quarter at USC (12/18).
- » As a freshman in 2019, played in 14 games with 5 starts...Selected by the league's coaches as the Pac-12 Freshman Defensive Player of the Year and all-conference honorable mention...Set the program freshman record with a team-high 9.0 sacks and also topped the team with 14.0 tackles for loss...Ranked 2nd among FBS freshman in sacks and 3rd in tackles for loss...Set the Pac-12 Championship Game record with 2.5 sacks, all in the 4th quarter, had 5 tackles and was the first player to block a punt in the championship game, vs. Utah (12/6).

**OFF-THE-FIELD ACTIVITY**

- » Founded The Jream Foundation to educate, mentor, empower and instill confidence and wisdom into underprivileged youth...Visited Lagos, Nigeria with teammate Bobby Okereke to help expand the game through the National Football League's Africa program...Donated \$50,000 to Puppies Behind Bars through his jersey swap with Giants placekicker Graham Gano...Attended The Giants Foundation Golf Classic which raised over \$400,000 for The Giants Foundation...Visited schools that participate in the New York City Police Foundation's Far Rockaway Giants youth program and led a flag football clinic with the police officers for the boys in the program...Assisted Eva's Village staff to prepare and serve meals for those in need for Thanksgiving...Met with members from the Wounded Warriors Project during their visit at the Quest Diagnostic Training Facility to watch practice and enjoy a day with the Giants...Partnered with Toys for Tots and the U.S. Marines to hand out 300 toys at School 55 in the Bronx...Represented The Jream Foundation during Week 13 of the NFL season for My Cause My Cleats.

**PERSONAL**

- » Enrolled at Junipero Serra High School in San Mateo, Calif. as a freshman...Transferred to Susan Miller Dorsey High School in Los Angeles...As a sophomore, led Dorsey to an 11-3 record with 27.0 tackles for loss and 17.0 sacks and was named his section's Defensive Lineman of the Year...Near the end of his sophomore year, Thibodeaux and his mother, Shawnta Smith, moved to Woodland Hills in the San Fernando Valley, and he transferred again, to Oaks Christian, a private school in Westlake Village...Recorded 54.0 career sacks in 4 years, including at least 1.0 sack in 16 of 27 games as a junior and senior at Oaks Christian...Top-ranked player in the ESPN300...Named the USA Today High School Defensive Player of the Year, as well as first-team All-USA Defense...Played in the 2019 Under Armour All-American Game and was named a co-captain for Team Sanders...Named the Defensive Player of the Year in California by USA Today, while also being named first-team All-California by the paper...As a senior, selected Marmonte League Co-Player of the Year, All-CIF Southern Section Division 1, first-team Daily News all-area and a member of the Los Angeles Times All-Star Team...Recorded 54 tackles, 18.0 sacks and 5 forced fumbles...Had 6 multi-sack performances, including 3 games with 3.0 sacks.
- » As a junior, named the Los Angeles Daily News' Player of the Year, the Ventura County Star's Defensive Player of the Year...Selected the CIF Southern Section Division 2 co-Defensive Player of the Year and the Marmonte League co-MVP...Finished with 20.0 sacks, 28 tackles for loss, and 99 tackles...Had at least 4 tackles in every game and at least 3.0 sacks 6 times...Helped lead Oaks Christian to a CIF Southern Section Division 2 title, finishing with 4.0 sacks and 6 tackles in the title game vs. Valencia...Had 9 catches for 134 yards and 3 touchdowns as a tight end.
- » As a sophomore, named the CIF Los Angeles City Section Division I Defensive Lineman of the Year at Dorsey High...Recorded 17.0 sacks and 27 tackles for loss...Had 4 multi-sack games.

**KAYVON THIBODEAUX'S NFL REGULAR SEASON DEFENSIVE STATISTICS**

DATE	TEAM	GP	GS	TACKLES								INTERCEPTIONS					O. FUMB					ST					MISC			
				TK	S	A	TFL	YDS	SK	YDS	QBH	NO	YDS	LG	TD	PD	FF	FR	TD	YDS	TK	S	A	FF	FR	S	A			
2022	N.Y. Giants	14	14	49	33	16	6	25	4.0	34.0	13	0	0	0	0	5	2	2	1	1	0	0	0	0	0	0	0	0	0	0
2023	N.Y. Giants	17	17	50	26	24	12	78	11.5	93.0	16	0	0	0	0	4	3	1	0	0	0	0	0	0	0	0	0	0	0	
<b>NFL TOTALS</b>		<b>31</b>	<b>31</b>	<b>99</b>	<b>59</b>	<b>40</b>	<b>18</b>	<b>103</b>	<b>15.5</b>	<b>127.0</b>	<b>29</b>	<b>0</b>	<b>0</b>	<b>0</b>	<b>0</b>	<b>9</b>	<b>5</b>	<b>3</b>	<b>1</b>	<b>1</b>	<b>0</b>	<b>0</b>	<b>0</b>	<b>0</b>	<b>0</b>	<b>0</b>	<b>0</b>	<b>0</b>	<b>0</b>	

**KAYVON THIBODEAUX'S NFL POSTSEASON DEFENSIVE STATISTICS**

DATE	TEAM	GP	GS	TACKLES								INTERCEPTIONS					O. FUMB					ST					MISC		
				TK	S	A	TFL	YDS	SK	YDS	QBH	NO	YDS	LG	TD	PD	FF	FR	TD	YDS	TK	S	A	FF	FR	S	A		
2022	N.Y. Giants	2	2	11	7	4	0	0	0.0	0.0	1	0	0	0	0	0	0	0	0	0	0	0	0	0	0	0	0	0	0
<b>NFL TOTALS</b>		<b>2</b>	<b>2</b>	<b>11</b>	<b>7</b>	<b>4</b>	<b>0</b>	<b>0</b>	<b>0.0</b>	<b>0.0</b>	<b>1</b>	<b>0</b>	<b>0</b>	<b>0</b>	<b>0</b>	<b>0</b>	<b>0</b>	<b>0</b>	<b>0</b>	<b>0</b>	<b>0</b>	<b>0</b>	<b>0</b>	<b>0</b>	<b>0</b>	<b>0</b>	<b>0</b>	<b>0</b>	



## SINGLE-GAME HIGHS: DEFENSIVE

<b>Total Tackles</b>	12 at Washington Commanders, Dec 18, 2022 9 vs. New York Jets, Oct 29, 2023 8 vs. Green Bay Packers, Dec 11, 2023 6 at Minnesota Vikings, Dec 24, 2022 5 vs. New England Patriots, Nov 26, 2023 5 at Washington Commanders, Nov 19, 2023 ...2 more at 5.	<b>Forced Fumbles</b>	1 vs. Green Bay Packers, Dec 11, 2023 1 vs. New England Patriots, Nov 26, 2023 1 vs. New York Jets, Oct 29, 2023 ...2 more at 1.
<b>Solo Tackles</b>	9 at Washington Commanders, Dec 18, 2022 6 vs. New York Jets, Oct 29, 2023 4 vs. New England Patriots, Nov 26, 2023 4 vs. Indianapolis Colts, Jan 01, 2023 4 at Minnesota Vikings, Dec 24, 2022	<b>Fumble Recoveries</b>	1 at Washington Commanders, Dec 18, 2022 1 vs. Chicago Bears, Oct 02, 2022 3 vs. New York Jets, Oct 29, 2023
<b>Sacks</b>	3.0 vs. New York Jets, Oct 29, 2023 2.0 at Washington Commanders, Nov 19, 2023 2.0 vs. Seattle Seahawks, Oct 02, 2023 1.5 vs. Washington Commanders, Oct 22, 2023 1.0 at San Francisco 49ers, Sep 21, 2023 ...4 more at 1.0.	<b>Tackles For Loss</b>	3 at Washington Commanders, Dec 18, 2022 2 vs. New England Patriots, Nov 26, 2023 2 at Washington Commanders, Nov 19, 2023 ...2 more at 2.
<b>Passes Defensed</b>	2 at Green Bay Packers, Oct 09, 2022 1 vs. Philadelphia Eagles, Jan 07, 2024 1 vs. Green Bay Packers, Dec 11, 2023 1 at Washington Commanders, Nov 19, 2023 ...4 more at 1.	<b>Longest Opp Fumble Return</b>	1 at Washington Commanders, Dec 18, 2022

## SINGLE-GAME HIGHS - POSTSEASON: DEFENSIVE

<b>Total Tackles</b>	8 at Philadelphia Eagles, Jan 21, 2023 3 at Minnesota Vikings, Jan 15, 2023	<b>Solo Tackles</b>	4 at Philadelphia Eagles, Jan 21, 2023 3 at Minnesota Vikings, Jan 15, 2023
----------------------	--	---------------------	--



# ANDREW THOMAS

HEIGHT: 6-5  
WEIGHT: 315  
COLLEGE: GEORGIA  
HOW ACQUIRED: D1-'20  
NFL EXP.: 5TH YEAR  
GIANTS EXP.: 5TH YEAR

# 78

## HONORS

- » Second-team All-Pro: 2022

## TRANSACTIONS

- » Originally a first-round (4th pick overall) draft choice by the Giants in 2020.

## GIANTS NOTE

- » Thomas was the highest-drafted offensive lineman by the Giants since Ohio State's John Hicks was selected 3rd overall in 1974.

## CAREER HIGHLIGHTS

- » Has played in 55 regular-season games with 54 starts and started both postseason games in which he played at left tackle.
- » In 2023, started all 10 games in which he played at left tackle...Sustained a hamstring injury vs. Dallas (9/17) and was inactive the next 7 games...Returned to action at Las Vegas (11/5), started the season's final 9 games, and did not miss a snap in the last 7 games.
- » In 2022, started each of the first 16 games...Inactive with numerous other starters at Philadelphia (1/8)...Selected 2nd-team All-Pro...Started at left tackle in the NFC Wild Card Game at Minnesota (1/15) and divisional round at Philadelphia (1/21)...Key member of an offensive line that helped the Giants finish 4th in the NFL in rushing yardage with an average of 148.2 yards a game and 5th with 4.8 yards a carry, and was instrumental in Saquon Barkley rushing for a career-high 1,312 yards.
- » In 2021, Thomas started all 13 games in which he played at left tackle...Played 100% of the offensive snaps in each of the first 4 games...Part of an offensive line that did not allow a sack at New Orleans (10/3) and helped average the 4th-most yards per play (8.08) by a Giants team since the merger...Did not play at Dallas (10/10) due to an ankle injury...Played in 29 offensive snaps the Rams (10/17) before suffering an ankle injury and spent the next 3 weeks on injured reserve.
- » Returned from injury at Tampa Bay (11/22) and caught a 2-yard touchdown pass from Daniel Jones to become the first Giants offensive lineman in the Super Bowl era to record a touchdown reception...Was one of 6 NFL offensive linemen in the regular season to catch a touchdown...Started the next 7 games at left tackle and he did not allow a sack during that span.
- » As a rookie in 2020, Thomas played in all 16 games with 15 starts at left tackle...Did not start vs. Washington (10/18) due to a coach's decision...Fellow rookie Matt Peart started in his place...Thomas played 976 of the team's offensive snaps (96.4%)...The offensive line helped the Giants exceed 100 rushing yards in 7 consecutive games from Oct. 18 -Dec. 6, their longest streak since they hit the century mark in 9 straight games in 2010...Joined Shane Lemieux, Nick Gates, Kevin Zeitler and Cam Fleming as the Giants were the only NFL team to start the same offensive line combination in each of the season's final 9 games.
- » When Thomas and defensive back Darnay Holmes played the first snaps on offense and defense, respectively, vs. Pittsburgh (9/14), it marked the 8th consecutive year at least one Giants rookie draft choice started the season opener.
- » Thomas caught a pass from Jones for a successful 2-point conversion in the 4th quarter at Dallas (10/11), the Giants' first successful 2-point conversion since Nov. 10, 2019, when Jones threw a pass to Bennie Fowler...Thomas was the first player in NFL history whose listed position is on the offensive line to score on a 2-point conversion (which were instituted in 1994).

## COLLEGE

- » Started all 41 games in which he played in 3 seasons at Georgia – 15 at right tackle as a true freshman in 2017 and 13 at left tackle in both 2018 and 2019...Two-time first-team All-SEC (2018-19)...Freshman All-America...Second-team All-America in 2018, first-team All-America in 2019...A key player on Georgia teams that won 11 or more games in 3 straight seasons, won 3 consecutive SEC Eastern Division titles, and played in New Year's Six Bowl games 3 years in a row (2018 Rose, 2019 Allstate Sugar, 2020 Allstate Sugar)...Entered the NFL Draft after his junior season.
- » As a junior in 2019, started at left tackle in all 13 games in which he played...Did not play in the Bulldogs' Sugar Bowl victory vs. Baylor...Walter Camp first-team All-America...Winner of the SEC's Jacobs Blocking Trophy, UGA's first recipient of the award in 21 years...Named one of 4 permanent team captains...Co-winner of Vince Dooley Offensive MVP, given at team's post-season awards gala...All-SEC first-team selection by the league's coaches and the AP...Semifinalist for the 2019 Outland Trophy...In 2018, moved to left tackle after the departure of Isaiah Wynn, a 2017 All-America and first-round draft choice of the New England Patriots...Started all 13 games in which he played...Named 2018 SI.com first-team All-America and Associated Press & Walter Camp 2nd team...Coaches All-SEC first team and Associated Press All-SEC 2nd team...As a true freshman in 2017, joined the first team early in preseason camp and started all 15 games at right tackle, including the national championship game vs. Alabama.

### OFF-THE-FIELD ACTIVITY

- » Visited New City Kids in Paterson, N.J. to join students in musical instrument practice, help with homework and played for 60 minutes...Helped honor the firefighters who gave their lives on Sept. 11, 2001, with a visit to Engine 24, Ladder 5 in New York City, where they learned about the firefighters who passed away and spent time and shared a meal with firefighters...Met with members from the Wounded Warriors Project during their visit at the Quest Diagnostic Training Facility to watch practice and enjoy a day with the Giants...Joined the NYPD to hand out turkeys and meal kits to members of the Bronx community...Donated 100 turkeys to families in his hometown of Lithonia, Ga for Thanksgiving and provided holiday gifts for families.

### PERSONAL

- » Sport management major...Starred at Pace Academy in Atlanta...Selected to represent the East in the 2017 U.S. Army All-America Bowl...Was a 4-star prospect and consensus top-50 recruit...Named to Atlanta Journal-Constitution's 2016 Super 11 team in Georgia and Class AAA All-State offense...In 2015, helped Pace Academy to a 14-2 record and the Class AAA State Championship...Played both offensive tackle and defensive line, recording 59 tackles his senior season...Full name is Andrew Ken Thomas...Also played baseball and basketball and was a member of the school's concert band (plays the drums and piano)...Recipient of the Wayne McDuffie and Statesboro Bulldog Club scholarships...Hometown is Lithonia, Ga.

#### ANDREW THOMAS' NFL REGULAR SEASON STATISTICS

DATE	TEAM	GP	GS
2020	N.Y. Giants	16	15
2021	N.Y. Giants	13	13
2022	N.Y. Giants	16	16
2023	N.Y. Giants	10	10
<b>NFL TOTALS</b>		<b>55</b>	<b>54</b>

#### ANDREW THOMAS' NFL POSTSEASON STATISTICS

DATE	TEAM	GP	GS
2022	N.Y. Giants	2	2
<b>NFL TOTALS</b>		<b>2</b>	<b>2</b>



# STANTLEY THOMAS-OLIVER III

CB

HEIGHT: 6-0  
WEIGHT: 190  
COLLEGE: FLORIDA INTERNATIONAL  
HOW ACQUIRED: FA-'23  
NFL EXP.: 4TH YEAR  
GIANTS EXP.: 2ND YEAR

36

## TRANSACTIONS

- » Originally a 7th-round (221st pick overall) draft choice by the Carolina Panthers in 2021...Released by Carolina on Aug. 29, 2023, and signed to the Panthers' practice squad on Aug. 30, 2023...Released by Carolina on Sept. 13, 2023...Signed to the Giants' practice squad on Oct. 30, 2023...Signed to a reserve/future contract by the Giants on Jan. 9, 2024.

## CAREER HIGHLIGHTS

- » Played in 25 regular-season games in 3 seasons (2020-22) with Carolina...10 in 2021, 12 in 2022, and 3 in 2023...Credited with 8 tackles (6 solo) on defense, and 9 stops, (6 solo) on special teams...In 2023, did not play in a regular-season game...In 2022, played all 46 of his snaps on special teams...In 2021, had 9 special teams tackles (6 solo), while playing a career high 215 special teams snaps...As a rookie in 2020, tallied a career-high 7 tackles (6 solo) and played 74 snaps on defense.

## COLLEGE

- » Spent 4 years at Florida International University, playing as a wide receiver during his first 2 seasons before transitioning to cornerback...Totaled 94 career tackles, 2 interceptions, 7 tackles for loss and 2.0 sacks...As a senior in 2019, started all 13 games at cornerback...Recorded 54 tackles, and led the team with 8 pass breakups...Named 2nd-team All-Conference USA...In 2018, played in 13 games at cornerback with 11 straight starts to end the season...Intercepted one pass and had a team-high 10 pass breakups...Also collected 40 total tackles...In 2017, played in 6 games and had one catch for 4 yards...In 2016, was named to the Conference USA All-Freshman Team...Started in all 12 games for the Panthers and caught 35 passes for 485 yards and one touchdown.

## PERSONAL

- » Attended Charlotte High School in Punta Gorda, Florida...As a senior, had 59 catches for 1,105 yards and 8 touchdowns...Spent junior and sophomore seasons at North Port High School...Played on the basketball team that reached the final four...Ran the 100 and 200-meter races for the track & field teams as a junior.

### STANTLEY THOMAS-OLIVER III'S NFL REGULAR SEASON DEFENSIVE STATISTICS

DATE	TEAM	GP	GS	TACKLES							INTERCEPTIONS					O. FUMB					ST			MISC					
				TK	S	A	TFL	YDS	SK	YDS	QBH	NO	YDS	LG	TD	PD	FF	FR	TD	YDS	TK	S	A	FF	FR	S	A		
2020	Carolina	10	0	7	6	1	0	0	0.0	0.0	0	0	0	0	0	0	0	0	0	0	0	0	0	0	0	0	0	0	
2021	Carolina	12	0	1	0	1	0	0	0.0	0.0	0	0	0	0	0	0	0	0	0	0	0	0	6	3	3	0	0	0	0
2022	Carolina	3	0	0	0	0	0	0	0.0	0.0	0	0	0	0	0	0	0	0	0	0	0	0	3	3	0	0	0	0	0
2023	Carolina	0	0	0	0	0	0	0	0.0	0.0	0	0	0	0	0	0	0	0	0	0	0	0	0	0	0	0	0	0	0
Went from Carolina to N.Y. Giants.																													
2023	N.Y. Giants	0	0	0	0	0	0	0	0.0	0.0	0	0	0	0	0	0	0	0	0	0	0	0	0	0	0	0	0	0	0
2023	TOTAL	0	0	0	0	0	0	0	0.0	0.0	0	0	0	0	0	0	0	0	0	0	0	0	0	0	0	0	0	0	0
NFL TOTALS		25	0	8	6	2	0	0	0.0	0.0	0	0	0	0	0	0	0	0	0	0	0	0	9	6	3	0	0	0	0



## SINGLE-GAME HIGHS: DEFENSIVE

**Total Tackles** 3 vs. New Orleans Saints, Jan 03, 2021  
2 at Minnesota Vikings, Nov 29, 2020  
1 at New York Giants, Oct 24, 2021  
1 vs. Detroit Lions, Nov 22, 2020  
1 vs. Atlanta Falcons, Oct 29, 2020

**Solo Tackles** 3 vs. New Orleans Saints, Jan 03, 2021  
1 at Minnesota Vikings, Nov 29, 2020  
1 vs. Detroit Lions, Nov 22, 2020  
1 vs. Atlanta Falcons, Oct 29, 2020

**Special Teams Tackles** 2 vs. New Orleans Saints, Sep 25, 2022  
2 vs. Minnesota Vikings, Oct 17, 2021  
2 vs. New Orleans Saints, Sep 19, 2021  
1 vs. Cleveland Browns, Sep 11, 2022  
...2 more at 1.



# TYRONE TRACY

HEIGHT: 5-11  
WEIGHT: 210  
COLLEGE: PURDUE  
HOW ACQUIRED: D5-'24  
NFL EXP.: R  
GIANTS EXP.: R

RB

29

## TRANSACTIONS

- » Originally a 5th-round (166th pick overall) draft choice by the Giants in 2024.

## CAREER HIGHLIGHTS

- » Tracy played wide receiver for 4 seasons at Iowa and one at Purdue before switching to running back in his final season with the Boilermakers...Played in 63 collegiate games with 30 starts, including 25 games with 14 starts for Purdue...Career totals include 146 rushing attempts for 947 yards (6.5-yard avg.) and 10 touchdowns, plus 113 receptions for 1,201 yards and 5 scores...Averaged 25.2 yards on 17 kickoff returns in his final 2 seasons.
- » In 2023, played in 11 games with 9 starts...Led Purdue with career-high totals of 716 rushing yards and 8 touchdowns on 113 carries...Averaged 6.3 yards per carry, the 2nd-highest single-season rushing average in school history, leading the Big Ten and ranking 14th in the nation...Added 19 catches for 132 yards...Led the team in total touchdowns with 9, including one on a kickoff return...Tallied 1,270 all-purpose yards, including 408 kick return yards, to rank 2nd in the conference in both categories; his 127.4 all-purpose yards in conference games led the Big Ten.
- » Second-team All-Big Ten (AP), third-team All-Big Ten return specialist (coaches), honorable mention (media) in 2023 and honorable mention running back by coaches and media...Selected Academic All-Big Ten.
- » Had his most productive career game at Northwestern, recording 276 all-purpose yards, the most by a Boilermaker since Rondale Moore (2019), which included a career-high 160 rushing yards on 10 carries...Rushed for 122 yards and 112 yards in wins over Minnesota and Illinois, respectively...Averaged 25.5 yards on 16 kickoff returns, the highest average by a Purdue player since Akeem Hunt in 2013 (26.1)...In the season opener, took the 2nd half kickoff 98 yards to the end zone for his first career kickoff return touchdown, Purdue's first kickoff return TD since 2013...Was one of 3 Big Ten players to return a kickoff for a touchdown in 2023.
- » In his first season at Purdue in 2022, played in all 14 games with 5 starts...Caught 28 passes for 198 yards and ran for 138 yards on 17 carries...Averaged 7.1 yards per catch and 8.1 yards per carry...Had 2 receptions for 17 yards in Purdue vs. Penn State...Totaled a season-high 71 all-purpose yards vs. Indiana State...Tallied 3 receptions for 48 yards, including season-long 32-yard reception, at Maryland...Had a season-long 20-yard carry in the Big Ten Championship Game vs. Michigan...Caught 2 passes for 13 yards and ran for 26 yards on 4 carries in the Cheez-It Citrus Bowl vs. LSU.
- » In his final season at Iowa in 2021, played in 13 games with 4 starts and caught 15 passes for 106 yards and one touchdown...Added 7 rushing attempts for 33 yards...Voted a team captain.
- » In 2020, played in all 8 games with 4 starts...Recorded 14 receptions for 154 yards and one touchdown, with two rushing attempts for 22 yards...Had a 33-yard catch vs. Northwestern...Contributed 3 receptions for 36 yards at Minnesota and 4 for 4 for 38 yards vs. Michigan State.
- » In 2019, played in 13 games with 8 starts and registered career-high totals of 36 receptions for 589-yards (career-best 16.2-yard avg.) and 3 touchdowns...Scored his first career touchdown on a 7-yard catch Rutgers...Caught 3 passes for a career-high 85 yards vs. Middle Tennessee State...Posted a career-high 6 receptions, for 77 yards, vs. Minnesota...Scored on a 23-yard run in the Holiday Bowl vs. USC.
- » As a freshman in 2018, played in 4 games...Recorded his only reception of the season, for 22 yards, in his collegiate debut vs. Northern Iowa.

## PERSONAL

- » Graduated in May 2023 with a degree in communications...Starred at Decatur Central High School in Indianapolis...Gatorade Player of the Year in Indiana...Earned Offensive Player of the Year honors as a sophomore and senior...Named to Indiana Football Digest Top 25 and Indiana Football Coaches Association (IFCA) Top 50...First-team all-county, all-midstate, and all-state for 3 straight years...First-team all-midstate and all-county as a freshman...Four-year football letterman as running back, wide receiver, and defensive back...Helped team post four-year record of 35-8...Holds school records for receiving yards in a season (1,132) and career (2,643), becoming first player at Decatur Central with over 1,000 yards in a season...Set school records for receiving touchdowns in a season (16) and career (33), as well as total offensive touchdowns (70), total touchdowns (72), total points (444) and yards per rushing attempt in a season (11.5) and career (8.7).
- » As a senior in 2017, rushed for 1,412 yards and 13 touchdowns, to go with 54 receptions for 1,132 yards and 17 touchdowns...As a junior, recorded 40 receptions for 651 yards and 9 touchdowns, while rushing for 296 yards and four touchdowns...As a sophomore, rushed for 1,239 yards and 11 touchdowns, with 27 receptions for 680 yards and seven touchdowns...Added 336 kickoff return yards...In his freshman season, rushed for 578 yards and 9 touchdowns, with 13 receptions for 180 yards and one touchdown...Team captain for 3 straight years...Also earned 4 letters in basketball and 3 in track as sprinter and long jumper.
- » Father (Tyrone Sr.) starred at Ben Davis High School in Indianapolis before a prolific career at Division II Fort Hays State (1986-89), in which he set school records for all-purpose yards in a season and career (he was inducted into Fort Hays State's Hall of Fame in 2011).

## RUSHING/RECEIVING STATISTICS

DATE	TEAM	GP	GS	RECEIVING				RUSHING			
				NO.	YDS	AVG	TD	NO.	YDS	AVG	TD
2018	Iowa	4	0	1	22	22.0	0	1	-1	-1.0	0
2019	Iowa	13	8	36	589	16.4	3	6	39	6.5	1
2020	Iowa	8	4	14	154	11.0	1	2	22	11.0	0
2021	Iowa	13	4	15	106	7.1	1	7	33	4.7	1
2022	Purdue	14	5	28	198	7.1	0	17	138	8.1	0
2023	Purdue	11	9	19	132	6.9	0	113	716	6.3	8
<b>COLLEGE TOTALS</b>		<b>63</b>	<b>30</b>	<b>113</b>	<b>1,201</b>	<b>10.6</b>	<b>5</b>	<b>146</b>	<b>947</b>	<b>6.5</b>	<b>10</b>

## KICKOFF/PUNT RETURN STATISTICS

DATE	TEAM	KICKOFF RETURNS				PUNT RETURNS			
		RET.	YDS.	AVG.	TD	NO.	YDS	AVG	TD
2018	Iowa	0	0	0.0	0	0	0	0.0	0
2019	Iowa	0	0	0.0	0	0	0	0.0	0
2020	Iowa	0	0	0.0	0	0	0	0.0	0
2021	Iowa	0	0	0.0	0	0	0	0.0	0
2022	Purdue	1	20	20.0	0	0	0	0.0	0
2023	Purdue	16	408	25.5	1	3	14	4.7	0
<b>COLLEGE TOTALS</b>		<b>17</b>	<b>428</b>	<b>25.2</b>	<b>1</b>	<b>3</b>	<b>14</b>	<b>4.7</b>	<b>0</b>



# BENTON WHITLEY

48

OLB

HEIGHT: 6-3  
WEIGHT: 260  
COLLEGE: HOLY CROSS  
HOW ACQUIRED: FA-'23  
NFL EXP.: 3RD YEAR  
GIANTS EXP.: 2ND YEAR

**TRANSACTIONS**

- » Originally signed as an undrafted free agent by the Los Angeles Rams on May 4, 2022...Waived by the Rams on Aug. 30, 2022 and signed to their practice squad on Aug. 31, 2022...Signed to the Kansas City Chiefs' active roster on Sept. 21, 2022...Waived by Kansas City on Oct. 12, 2022 and signed to the Chiefs' practice squad on Oct. 14, 2022...Signed to the Minnesota Vikings' active roster on Oct. 19, 2022...Waived by Minnesota on Nov. 19, 2022 and signed to the Vikings' practice squad on Nov. 22, 2022...Signed by Minnesota to a reserve/futures contract on Jan. 16, 2023...Waived by Minnesota on Aug. 29, 2023 and signed to the Vikings' practice squad on Aug. 30, 2023...Signed to the Giants' active roster on Nov. 21, 2023.

**CAREER HIGHLIGHTS**

- » In 2023, played in one game for the Vikings and 3 for the Giants...Made his NFL debut with Minnesota vs. Tampa Bay (9/10)...Recorded one pass defended in his Giants debut vs. New England (11/26)...Recovered a fumble vs. Green Bay (12/11)...Saw action at New Orleans (12/17) but recorded no statistics.
- » Spent the 2022 season on the Chiefs' and Vikings' practice squads.

**COLLEGE**

- » Played 5 seasons for Holy Cross (2017-21)...In 42 career games, had 111 tackles (79 solo), 15.5 sacks, 26.5 tackles for loss, 2 passes defended and one forced fumble...As a 5TH-year senior in 2021, started all 13 games at defensive end...Totaled 49 tackles, 11.5 tackles for loss and 5.5 sacks...Was an All-New England and All-Patriot League first team selection...In 2020, tallied 12 tackles as a senior, along with a pair of sacks and 2 quarterback hurries in a shortened season due to COVID-19...In 2019, started all 13 games at defensive end and had 33 tackles (28 solo), 5 quarterback sacks and 7 tackles for loss...As a sophomore in 2018, played in 10 games and totaled 17 tackles (16 solo stops)...Played in 2 games as a backup linebacker his freshman year.

**OFF-THE-FIELD ACTIVITY**

- » Met with members from the Wounded Warriors Project during their visit to the Quest Diagnostics Training Center to watch practice and enjoy a day with the Giants.

**PERSONAL**

- » Majored in biology...Son of Eddie and Tracy Whitley, and has one sister, Rae...Starred at Minnechaug Regional (Mass.) High School, where he broke the school record with 14.0 career sacks...Earned All-State honors as a senior and was a two-time first team All-Western Massachusetts selection... Also lettered in wrestling, posting a 49-1 record in 2016, while winning the state and Western Massachusetts titles.

BENTON WHITLEY'S NFL REGULAR SEASON DEFENSIVE STATISTICS																											
DATE	TEAM	GP	GS	TACKLES								INTERCEPTIONS						O. FUMB				ST				MISC	
				TK	S	A	TFL	YDS	SK	YDS	QBH	NO	YDS	LG	TD	PD	FF	FR	TD	YDS	TK	S	A	FF	FR	S	A
2022	L.A. Rams	0	0	0	0	0	0	0	0	0.0	0.0	0	0	0	0	0	0	0	0	0	0	0	0	0	0	0	0
Went from <b>L.A. Rams</b> to <b>Kansas City</b> .																											
2022	Kansas City	0	0	0	0	0	0	0	0	0.0	0.0	0	0	0	0	0	0	0	0	0	0	0	0	0	0	0	0
Went from <b>Kansas City</b> to <b>Minnesota</b> .																											
2022	Minnesota	0	0	0	0	0	0	0	0	0.0	0.0	0	0	0	0	0	0	0	0	0	0	0	0	0	0	0	0
2022	<b>TOTAL</b>	0	0	0	0	0	0	0	0	0.0	0.0	0	0	0	0	0	0	0	0	0	0	0	0	0	0	0	0
2023	Minnesota	1	0	0	0	0	0	0	0	0.0	0.0	0	0	0	0	0	0	0	0	0	0	0	0	0	0	0	0
Went from <b>Minnesota</b> to <b>N.Y. Giants</b> .																											
2023	N.Y. Giants	3	0	0	0	0	0	0	0	0.0	0.0	0	0	0	0	0	1	0	0	0	1	0	0	0	0	1	0
2023	<b>TOTAL</b>	4	0	0	0	0	0	0	0	0.0	0.0	0	0	0	0	0	1	0	0	0	1	0	0	0	0	1	0
<b>NFL TOTALS</b>		4	0	0	0	0	0	0	0	0.0	0.0	0	0	0	0	0	1	0	0	0	1	0	0	0	0	1	0



BENTON WHITLEY'S NFL POSTSEASON DEFENSIVE STATISTICS

DATE	TEAM	GP	GS	TACKLES								INTERCEPTIONS						O. FUMB				ST				MISC					
				TK	S	A	TFL	YDS	SK	YDS	QBH	NO	YDS	LG	TD	PD	FF	FR	TD	YDS	TK	S	A	FF	FR	S	A				
2022	Minnesota	0	0	0	0	0	0	0	0	0.0	0.0	0	0	0	0	0	0	0	0	0	0	0	0	0	0	0	0	0	0	0	0
<b>NFL TOTALS</b>		<b>0</b>	<b>0</b>	<b>0</b>	<b>0</b>	<b>0</b>	<b>0</b>	<b>0</b>	<b>0</b>	<b>0.0</b>	<b>0.0</b>	<b>0</b>	<b>0</b>	<b>0</b>	<b>0</b>	<b>0</b>	<b>0</b>	<b>0</b>	<b>0</b>	<b>0</b>	<b>0</b>	<b>0</b>	<b>0</b>	<b>0</b>	<b>0</b>	<b>0</b>	<b>0</b>	<b>0</b>	<b>0</b>	<b>0</b>	

SINGLE-GAME HIGHS: DEFENSIVE

Longest Opp Fumble Return

1 vs. Green Bay Packers, Dec 11, 2023



## AYIR ASANTE


---

HEIGHT: 6-0  
WEIGHT: 178  
COLLEGE: WYOMING  
HOW ACQUIRED: UDFA-'24  
NFL EXP.: R  
GIANTS EXP.: R

WR

19

Originally signed as a rookie free agent by the Giants on May 10, 2024...Asante played his final collegiate season at Wyoming after spending 4 years at Holy Cross...Career totals include 138 receptions for 2,090 yards (15.1-yard avg.) and 22 touchdowns...Rushed for 77 yards and 2 scores on 8 carries and averaged 19.1 yards on 34 kickoff returns...In his one season with the Cowboys in 2023, caught 21 passes for 372 yards and tied his career high with 6 touchdowns...Had season-high totals of 4 catches for 52 yards vs. Hawai'i...Earned 2nd-team All-Patriot League honors in 3 consecutive seasons (2019, '20 and '21) at Holy Cross...With the Crusaders, Asante caught 117 passes for 1,718 yards and 16 touchdowns...Including kickoff returns and rushing yardage, he totaled 2.273 all-purpose yards...In 2022, caught 21 passes for 458 yards and 5 touchdowns, while averaging 21.8 yards-per-catch...Helped lead Holy Cross to its 4th consecutive league title with a 12-1 overall record and a 6-0 Patriot League mark...As a freshman in 2019, compiled career-high totals of 48 receptions, 697 yards, and 6 touchdowns...Asante played high school football at St. Peter's Prep in Jersey City, N.J., ....As a senior, earned first-team all-state honors for non-public schools and helped lead St. Peter's Prep to 2 consecutive runner-up finishes in the state football playoffs...Was also part of his track and field team's 4 x 200-meter state championship team.



## ELIJAH CHATMAN

---

HEIGHT: 6-0  
WEIGHT: 278  
COLLEGE: SOUTHERN METHODIST  
HOW ACQUIRED: FA-'24  
NFL EXP.: R  
GIANTS EXP.: R

DT

94

Originally signed as a rookie free agent by the Giants on May 13, 2024...In 5 seasons at SMU, Chatman played in 60 games, the 2nd-highest total in program history...Career totals include 148 tackles (98 solo), 34 tackles for loss, 13.5 sacks, 5 fumble recoveries and one forced fumble...In 2023, named first-team All-AAC...Played in 14 games with 11 starts and recorded 33 tackles (23 solo), 9 stops for loss, and a career-high 4.5 sacks...In 2022, selected 2nd-team All-AAC...Played in 13 games with 11 starts...Registered 39 tackles (21 solo), including 5 tackles for loss and 3.0 sacks...In 2021, named 2nd-team All-AAC...Played in 12 games with 11 starts and tallied career-high totals of 40 tackles, 25 solo stops, and 10 tackles for loss...Posted 2.5 sacks...In 2020, started all 10 games and made 25 tackles (22 solo), including 7.5 tackles for loss and 3.0 sacks...As a freshman in 2019, played in 11 games and contributed 11 tackles (7 solo), including 3.5 stops for loss...Named to the American Athletic Conference All-Academic Team...Played both offense and defense at Evangel Christian Academy in Shreveport, La....In 2018, named LSWA Class 5A All-State Defensive Player of the Year, first-team all-state, and District 1-5A MVP... Registered 58 tackles and 9 sacks...Had 14 carries for 119 yards... Team finished 8-4 overall, 6-0 in district play, and advanced to the LHSAA Division I Semifinals.



**JASHAUN  
CORBIN**  
(jay-shaun)

**RB**

**35**

HEIGHT: 5-11  
WEIGHT: 200  
COLLEGE: FLORIDA STATE  
HOW ACQUIRED: FA-'23  
NFL EXP.: 2ND YEAR  
GIANTS EXP.: 2ND YEAR

**TRANSACTIONS**

- » Originally signed as a rookie free agent by the Giants on May 13, 2022...Waived on Aug. 20, 2022, and signed to the Giants' practice squad on Aug 31, 2022...Signed to a reserve/futures contract by the Giants on Jan. 23, 2023...Waived on Aug. 29, 2023...Signed to the Carolina Panthers' practice squad on Sept. 1, 2023...Signed to the Giants' active roster on Oct. 24, 2023.

**CAREER HIGHLIGHTS**

- » Played in 6 games in 2023...Saw action on 15 offensive snaps and 118 special teams snaps...Made 3 special teams tackles (2 solo), and had one rushing attempt for one yard and 3 catches for 12 yards...Made his career debut vs. the Jets (10/29) and produced 2 special teams tackles...Recorded one rushing attempt for one yard and 3 catches for 12 yards at Dallas (11/12)...Played at Washington (11/19), at Philadelphia (12/25), and vs. the Rams (12/31) but did not record any statistics...Had one special teams tackle vs. Philadelphia (1/7).

**COLLEGE**

- » Played 2 seasons for both Texas A&M and Florida State...In 35 career games, had 320 carries for 1771 yards (5.5-yard avg.) and 14 touchdowns with a long run of 89 yards and 60 receptions for 360 yards and 2 scores.
- » As a senior in 2021, started all 12 games for FSU and totaled 1,159 all-purpose yards...Rushed 143 times for 887 yards and 7 touchdowns, added 144 yards and one touchdown on a team-high 25 receptions (all career-high totals) and 128 yards on 7 kickoff returns...Led the ACC and ranked 16th nationally with average of 6.2 yards-per-carry...Third-team All-ACC...Had the 2 longest rushes in ACC with an 89-yard touchdown vs. Notre Dame and 75-yard score vs. Louisville.
- » In 2020, played in all 9 games with 8 starts and totaled 548 all-purpose yards...Rushed for 401 yards and 5 touchdowns on 81 carries, 19 passes for 115 yards and added 32 yards on 2 kickoff returns...Selected to All-ACC Academic Team.
- » In his final season at Texas A&M in 2019, started the first 2 games before suffering a season-ending leg injury...In 2018, played in 12 games had 61 carries for 346 yards and one touchdown, 10 catches for 85 yards and a career-high 14 kickoff returns for a 30.1-yard average, including a 100-yard touchdown...Named to the SEC All-Freshman Team.

**OFF-THE-FIELD ACTIVITY**

- » Attended The Giants Foundation Golf Classic which raised more than \$400,000...Met with members from the Wounded Warriors Project during their visit at the Quest Diagnostic Training Facility to watch practice and enjoy a day with the Giants.

**PERSONAL**

- » Social science major...Starred at Rockledge (Fla.) High School, where he recorded 2,252 all-purpose yards and 23 touchdowns as a senior in 2017.





**KALEB HAYES**

**DB**

**38**

HEIGHT: 5-11  
 WEIGHT: 194  
 COLLEGE: BYU  
 HOW ACQUIRED: FA-'23  
 NFL EXP.: 1ST YEAR  
 GIANTS EXP.: 1ST YEAR

Originally signed as a rookie free agent by the Jacksonville Jaguars on May 1, 2023...Released by Jacksonville on Aug. 29, 2023...Signed to the Jaguars' practice squad on Aug. 31, 2023...Signed to a reserve/future contract by the Giants on Jan. 9, 2024...Hayes spent the entire 2023 season on the Giants' practice squad...Played 2 seasons (2018-19) at Oregon State before playing his final 2 seasons (2021-22) at Brigham Young University...In 41 career games, totaled 113 tackles (79 solo), and 27 passes defended...Had his most productive season in 2021, when he played in 12 games and posted a career-high 41 tackles (26 solo)...In 2022, had a career-best 12 passes...Speech communication major...Played wide receiver, running back, and quarterback at San Geronimo High School in San Bernadino, Calif...In his final 2 seasons, threw for 3,139 passing yards with 30 touchdowns and rushed for 2,610 yards and 34 touchdowns for 5,749 total yards of offense...Named the 2015 San Andreas League Offensive MVP...In 2016, Led San Geronimo to its first state title in 2016 with 135 yards passing and 131 yards rushing in the championship game...Parents are George Hayes and Verteah Brown.



**DENNIS HOUSTON**

**WR**

**88**

HEIGHT: 6-1  
 WEIGHT: 198  
 COLLEGE: WESTERN ILLINOIS  
 HOW ACQUIRED: FA-'23  
 NFL EXP.: 1ST YEAR  
 GIANTS EXP.: 1ST YEAR

**TRANSACTIONS**

- » Originally signed as a rookie free agent by the Dallas Cowboys on May 13, 2022...Released by Dallas on Sept. 20, 2022, and signed to the Cowboys' practice squad on Sept. 22, 2022...Signed to a reserve/future contract by Dallas on Jan. 25, 2023...Released by Dallas on Aug. 29, 2023...Signed to the Giants' practice squad on Aug. 31, 2023...Elevated to the active roster on Dec. 30, 2023...Returned to the practice squad on Jan. 1 2024...Signed to a reserve/future contract by the Giants on Jan. 9, 2024.

**CAREER HIGHLIGHTS**

- » Houston has played in 2 regular-season games, both with Dallas in 2022.
- » In 2023, spent the entire season on the Giants' practice squad...Elevated to the active roster on Dec. 30, and was inactive vs. the Rams (12/32).
- » In 2022, played in the season's first 2 games for the Cowboys...Caught 2 passes for 16 yards in the opener vs. Tampa Bay...Also played vs. Cincinnati (9/18).

**COLLEGE**

In one season apiece at Houston Christian and Fullerton College and 3 at Western Illinois, Houston had 202 receptions for 2,393 yards and 11 touchdowns...Two-time All-Missouri Valley Conference at WIU...As a 5th-year senior in 2021, caught 90 passes for 1,015 yards and 6 touchdowns...In the 2020 season, which was delayed due to the pandemic, he led the team with 43 receptions, 477 yards, and 2 touchdowns...In his first season at Western Illinois, had a team-high 539 receiving yards on 36 catches and scored 3 touchdowns...In 2018 at Fullerton College, caught 24 passes for 360 yards and 3 touchdowns...Made his college debut at Houston Christian in 2017, when he caught 33 passes for 362 yards.



**OFF-THE-FIELD ACTIVITY**

- » Attended Xavier McKinney's Thanksgiving meal giveaway event at the American Eagle Food Party of Northern New Jersey to hand out holiday meals...Met with members from the Wounded Warriors Project during their visit to the Quest Diagnostics Training Center to watch practice and enjoy a day with the Giants...Participated in Jingle Jam, where he helped spread holiday joy to more than 500 New Jersey foster children, spending time with them and assisting with the gift distribution.

**PERSONAL**

- » Earned his degree in general studies from Western Illinois...Grew up in San Antonio and attended Earl Warren High School...As a senior, caught 69 passes for 1,267 yards, and 12 touchdowns.



**JOHN JILES**

---

HEIGHT: 6-3  
WEIGHT: 205  
COLLEGE: WEST FLORIDA  
HOW ACQUIRED: UDFA-'24  
NFL EXP.: R  
GIANTS EXP.: R

**WR**

**0**

Originally signed as a rookie free agent by the Giants on May 10, 2024...Finished his collegiate career at the University of West Florida after stops at Fort Scott (Kan.) Community College and Virginia Union...In his lone season at West Florida in 2023, Jiles started all 12 games and set a school record with 1,255 receiving yards...Caught 66 passes and scored 16 touchdowns...Set school record with 11 receptions, for 277 yards and 3 touchdowns, vs. North Greenville...Named first-team All-South Gulf Conference...At Virginia Union in 2022, started all 11 games and led the team with 40 catches for 627 yards and 9 touchdowns...Posted 2 100-yard games and had a season-high 8 catches at Bowie State... Blocked 2 field goal attempts and one punt...In 2018-19 at Fort Scott, compiled 1,543 receiving yards in 2 seasons...Averaged 104.8 receiving yards per game with 943 yards and 6 touchdowns on 58 catches in 2019 and 600 yards and 6 scores on 37 receptions as a freshman in 2018...Played at Wake Forest (N.C.) High School...Brother Antwain Terry played defensive line at Elon and brother Javon Terry was a defensive back at North Carolina.



**ALEX JOHNSON**

---

HEIGHT: 6-0  
WEIGHT: 185  
COLLEGE: UCLA  
HOW ACQUIRED: UDFA-'24  
NFL EXP.: R  
GIANTS EXP.: R

**CB**

**25**

Originally signed as a rookie free agent by the Giants on May 10, 2024...Played in 55 games in 6 seasons at UCLA (2018-23)...Totals include 55 tackles (36 solo), 5 interceptions, 11 passes defended, and one fumble recovery...In 2023, played in all 13 games with 8 starts...Led the Pac-12 with 5 interceptions, the most by a Bruin player since 2009...Honorable mention All-Pac-12 selection by the league coaches...Credited with a season-high 6 tackles at USC and vs. Arizona State...Returned a fumble 11 yards for a touchdown at the Trojans...Picked off 2 passes at San Diego State...In 2022, played in all 13 games as a defensive back and on special teams...Started 2 games...Had a season-high 4 tackles vs. Arizona and USC...In 2021, played in 10 games as a reserve in the secondary and on special teams...Credited with 4 tackles (2 solo)...In 2019, played in all 12 games as a reserve in the secondary and on special teams...In 2018, played in one game (at Oregon) in his first year in the program...Played at Loyola High School in Los Angeles...As a senior, had 23 tackles and 3 interceptions...Also had 14 receptions for 216 yards and one touchdown...As a junior, was credited with 26 tackles and caught 11 passes for 139 yards and 2 touchdowns...Lettered in track (100m, 200m, relays)...Earned his undergraduate degree in political science...Named to the UCLA Athletic Director's Honor Roll in Fall 2023, Spring 2023, Winter 2023, Fall 2022, Spring 2022, Fall 2021, Spring 2021, Winter 2021, Spring 2020, Winter 2020 and Winter 2019 quarters...Earned a spot on the 2021-22, 2022-23 and 2023-24 Pac-12 Fall Academic Honor Roll.



**DYONTAE JOHNSON**

**ILB**

**54**

HEIGHT: 6-2  
 WEIGHT: 230  
 COLLEGE: TOLEDO  
 HOW ACQUIRED: FA-'23  
 NFL EXP.: 1ST YEAR  
 GIANTS EXP.: 1ST YEAR

Originally signed as a rookie free agent by the Giants on May 5, 2023...Released by the Giants on Aug. 29, 2023, and signed to their practice squad on Aug. 30, 2023...Signed to a reserve/future contract by the Giants on Jan. 9, 2024...Spent the entire 2023 season on the Giants' practice squad...Played in 57 games in 5 seasons at Toledo...Recorded 273 tackles (115 solo), 22.5 tackles for loss, 6.5 sacks, one interception, 9 passes defended, 2 forced fumble and 3 fumble recoveries...In 2022, played in all 14 games...Selected 2nd-team All-MAC...Finished 2nd on the team with a career-high 109 tackles (43 solo), 8 tackles for loss, 3.0 sacks, 3 passes defended, one forced fumble and 2 fumble recoveries...Posted a season-high 12 tackles (5 solo) at Buffalo...Tallied a sack in each of 3 consecutive games (at Eastern Michigan and vs. Ball State and Bowling Green)...In 2021, started all 13 games and finished 4th on the team with 86 tackles (35 solo), including 2.5 sacks...In 2020, played in 6 games and led Toledo with 47 tackles (25 solo)...Mechanical engineering technology major...Helped Cass Tech High School in Detroit to an MHSAA state championship and an undefeated season in 2016 and regional titles in 2016 and 2017...Received the team's Linebacker Leadership Award as a junior and senior...Mother is Makita Jones...Has one brother, Davion, and one sister, Dari.



**MARCELLUS JOHNSON**

**T**

**71**

HEIGHT: 6-4  
 WEIGHT: 307  
 COLLEGE: MISSOURI  
 HOW ACQUIRED: UDFA-'24  
 NFL EXP.: R  
 GIANTS EXP.: R

Originally signed as a rookie free agent by the Giants on May 10, 2024...Played in 2023 at Missouri after spending his first 4 collegiate seasons at Eastern Michigan...Appeared in 54 career games...In 2023, played in 10 games, primarily on the field goal unit...Started at right guard vs. Kansas State (Sept. 16)...In 2022, played in 12 games on the offensive line for EMU...Helped the Eagles lead the MAC in red zone offense (95.6%) and 3d down conversion percentage (45.1)...In 2021, started all 13 games at left tackle and helped EMU rush for 26 touchdowns...In 2020, started all 6 games in the COVID-shortened season...In 2019, played in all 13 games...Part of a line that helped the Eagles throw a league-best 27 touchdown passes...Redshirted in 2018...Earned Academic All-MAC honors 3 times (2019-21)...Construction management major...Attended Normal (Ill.) Community High School...As a senior, was a unanimous Big 12 Conference selection after helping NCHS to the league championship and a 10-1 record...Son of Eric Johnson and Kesha Richardson...Has 3 brothers, Eric, Dillan, Jaylen, and a sister, Erica...Father played football at Illinois State and then professionally as a defensive lineman.






# JAKE KUBAS

HEIGHT: 6-4  
WEIGHT: 308  
COLLEGE: NORTH DAKOTA STATE  
HOW ACQUIRED: UDFA-'24  
NFL EXP.: R  
GIANTS EXP.: R

G

63

Originally signed as a rookie free agent by the Giants on May 10, 2024...Played in 52 games with 44 starts at right guard at NDSU...In 2023, started 14 games at right guard...Did not play in the NCAA first round playoff win vs. Drake, ending his streak of 41 consecutive starts...All-Missouri Valley Football Conference first team...Blocked for an offense that led the nation in rushing yards (3,560), rushing touchdowns (47), and offensive touchdowns (69)...Selected as one of NDSU's six team captains...Voted to the MVFC Scholar-Athlete second team...Named to the College Sports Communicators Academic All-District Team...In 2022, started all 15 games at right guard...Named to the College Sports Communicators Academic All-District Team...Fifth straight year on the MVC Honor Roll...In 2021, started all 15 games at right guard...Blocked for a rushing attack that ranked No. 2 in the FCS averaging 280.6 yards per game...In 2020, played in the first 3 games of the spring before missing the remainder of the season with a leg injury...In 2019, played in 5 games as a reserve lineman...Redshirted in 2018...Graduated from NDSU in May 2022 with a bachelor's degree in sport management...Three-year letterman and 2-year starter at Trinity High School in Dickinson, N.D...Two-time captain...All-conference first team as a junior...All-state first team as a senior...Helped the Titans to an 8-2 record and state semifinal appearance in 2017...Also competed in basketball and track...National Honor Society member...Son of Monte and Susan Kubas.



# JUDE MCATAMNEY

HEIGHT: 6-2  
WEIGHT: 205  
COLLEGE: RUTGERS  
HOW ACQUIRED: UDFA-'24  
NFL EXP.: R  
GIANTS EXP.: R

K

99

Originally signed as a rookie free agent by the Giants on May 10, 2024 through the NFL's International Player Pathway Program...Native of Ireland and former Gaelic football player spent the 2021 season at Chowan University in North Carolina and the 2022-23 seasons at Rutgers...In 2023, set a school record with 40 touchbacks on 60 attempts...Had no kicks out-of-bounds...Recorded a season-high 8 touchbacks vs. Temple...Missed his only field goal attempt, a 53-yard try vs. Michigan State...Academic All-Big Ten...In 2022, played in all 12 games and made 12 of 18 field goal attempts, including 5 of at least 40 yards with a long of 49 twice...Successful on 23 of 24 extra point tries...Led the team with 59 points scored...Had 17 touchbacks on 47 kickoffs...In 2021, served as the primary placekicker and kickoff specialist at Chowan...Made 6 of 10 field goal attempts, with a long of 47 yards, all 47 of his extra point tries...Tallied 10 touchbacks on 60 kickoffs...Also punted twice...Labor and employment relations major...Native of Derry, Ireland...Played Gaelic football and competed as a free taker for Derry U20s of the Gaelic Athletic Association...Helped the Oak Leaf County to the Ulster title in 2018.



## DANTE MILLER

**RB**

**25**

HEIGHT: 5-9  
WEIGHT: 200  
COLLEGE: SOUTH CAROLINA  
HOW ACQUIRED: UDFA-'24  
NFL EXP.: R  
GIANTS EXP.: R

Originally signed by the Giants as a rookie free agent on April 5, 2024...Played 3 seasons at Columbia (2018-21; the Ivy League did not play in 2020) and the 2022 season at South Carolina...Had hoped to play for the Gamecocks in 2023, but was ruled ineligible by the NCAA after the deadline to declare for the 2023 NFL Draft...Became a free agent that was not included in the 2024 draft class...In 2022 at South Carolina, played in each of the first 6 games...Rushed 6 times for 38 yards...At Columbia, played in 26 game with 7 starts...Rushed for 1,281 yards and 6 touchdowns on 258 carries (4.9-yard avg.)...Added 20 receptions for 73 yards...In 2021, named first-team All-Ivy League by Phil Steele...Played in 10 games with 4 starts and ranked 2nd in the league in rushing yards (814), 3rd in yards-per-carry (5.61), and 4th in all-purpose yardage per game (92.2)...Scored 4 touchdowns...Rushed for a career-high 187 yards vs. Penn...In 2019, played in all 10 games with 2 starts...Had 52 carries for 150 yards and one touchdown...As a freshman in 2018, played in 6 games with one start...Suffered a season-ending injury during Columbia's 6th game, vs. Dartmouth...Rushed for 317 yards and one touchdown on 61 carries...Two-time Ivy League Rookie of the Week selection...Earned a degree in sociology...Graduated from Richmond High School in Richmond County, N.C...Played 4 years of varsity football and was a 2-time all-conference selection...Named team captain as a senior...Played running back, wide receiver and defensive back...Career totals included 1,703 yards and 25 touchdowns on 217 carries and 20 receptions for 217 yards and 3 touchdowns...As a senior, rushed for 1,327 yards and 19 touchdowns on 158 carries and led the Raiders to a 7-5 record...Earned Richmond County Athlete of the Week honors...Selected to compete in the Carolina's Shrine Bowl game...As a junior, had 55 carries for 294 yards and 5 touchdowns on 55 carries and scored on a 97-yard kickoff return with 31 seconds remaining in a 21-14 win over Pinecrest...Scored 8 touchdowns and rushed for 300 yards as a freshman...Also competed in basketball, swimming and track and field...Personal-best in the 100-meter dash was a 10.2...Member of the National Honor Society and National Beta Club.



## OVIE OGHOUFO


**OLB**

**46**

HEIGHT: 6-4  
WEIGHT: 250  
COLLEGE: LOUISIANA STATE  
HOW ACQUIRED: UDFA-'24  
NFL EXP.: R  
GIANTS EXP.: R

Originally signed as a rookie free agent by the Giants on May 10, 2024...Played one season (2023) at LSU following 2 years at Texas (2021-22) and 3 at Notre Dame (2018-20)...Appeared in 58 games with 31 starts...Career totals include 152 tackles (61 solo), 20.5 tackles for loss and 9.5 sacks...Twice named to the Big 12 Commissioner's Honor Roll at Texas...Played in vs. Alabama in the CFP National Semifinal at while at Notre Dame...As a 5th-year senior in 2023, played in all 13 games with 11 starts...Finished with 34 tackles, 4.0 tackles for loss and 2.5 sacks...Had career-high 2.0 sacks vs. Texas A&M...In 2022, played in 13 games with 12 starts at Texas...Totaled a career-high 54 tackles (20 solo), 8.5 tackles for loss, 2.5 sacks (tying his career high), and 3 pass breakups...In 2021, played in 12 games with 8 starts in his first season with the Longhorns...Recorded 42 tackles (21 solo) 5.5 tackles for loss, and 2.0 sacks...In 2021, played in 11 games in his final season at Notre Dame...Posted 0 tackles, 1.5 tackles for loss, and 2 pass breakups...Registered his first career vs. Florida State...Had one tackle in the CFP National Semifinal game vs. Alabama at the Rose Bowl...In 2019, played in 9 games as a redshirt freshman...Tallied 12 tackles and half-sacks vs. Virginia and Duke...Redshirted in 2018...Earned his undergraduate degree from Texas and a master's degree from LSU in December of 2023...Born in Nigeria and raised in Detroit...One of the top players in Michigan at Harrison High School in Farmington Hills...First-team all-state in 2017...Harrison to an 11-4 record and 2017 Michigan High School Athletic Association Division 3 state runner-up...As a senior, registered 106 tackles, 31.0 stops for loss, TFLs and 11.0 sacks on defense, and 32 receptions for 529 yards and 7 touchdowns on offense.





## CASEY ROGERS


---

HEIGHT: 6-5  
WEIGHT: 305  
COLLEGE: OREGON  
HOW ACQUIRED: UDFA-'24  
NFL EXP.: R  
GIANTS EXP.: R

DT

91

Originally signed as a rookie free agent by the Giants on May 10, 2024...Played his final 2 seasons for Oregon after spending 3 years at Nebraska...Played in 46 games with 15 starts and totaled 95 tackles, 12.0 stops for loss, 3.0 sacks, 4 passes defended, one forced fumble, and one fumble recovery...Three-time Academic All-Big Ten (2019-21)...In 2023, played in all 14 games with 2 starts...Finished with 22 tackles, 2.5 tackles for loss, and a career-high 1.5 sacks...Also ran for 18 yards and a first down on a fake punt vs. Colorado...Forced a fumble vs. Cal...In 2022, played in all 13 games with 12 starts in his first season with the Ducks...Recorded a career-high 34 total tackles (15 solo), with 3.5 tackles for loss...In 2021, played in Nebraska's final 7 games after missing the first 5 contests with an injury...Tallied 17 tackles, 3.0 stops for loss and 0.5 sacks...In 2020, played in 8 games with one start...Finished 2nd on the team among defensive linemen with 25 tackles while adding 1.0 sack, 3 tackles for loss, and 2 pass breakups...Recorded first 4 career tackles at Ohio State...In 2019, played in 4 games...Made collegiate debut against Northern Illinois (Sept. 14), and saw action vs. Northwestern, Wisconsin and Maryland...Played football and lacrosse at Westhill High School in Syracuse...Father, (Lelan) was the lacrosse defensive coordinator at Syracuse (2008-21)...Initially committed to Syracuse for lacrosse, but switched to football (as a defensive end and tight end)...After a prep year out of high school, he committed to Nebraska...Earned his degree, then transferred to Oregon...Played at Westhill High School in (over USC and Auburn). Rogers displays above-average athleticism to play in gaps or work up/down the line chasing the run. He showed flashes as a pass rusher (see 2023 Cal tape) but not consistency. The main concern is his ability to stay stout and leverage blocks to be a force in the run game. Overall, Rogers is light on his feet (his lacrosse background shows) with disruptive potential, but he might have a tough time holding his ground versus NFL blockers.



## NATHAN ROURKE

---

HEIGHT: 6-1  
WEIGHT: 210  
COLLEGE: OHIO  
HOW ACQUIRED: W(NE)-'24  
NFL EXP.: 1ST YEAR  
GIANTS EXP.: 1ST YEAR

QB

3

**TRANSACTIONS**

- » Originally signed by the Jacksonville Jaguars on Jan. 16, 2023...Waived by Jacksonville on Aug. 29, 2023, and signed to the Jaguars' practice squad on Aug. 30, 2023...Signed to Jacksonville's active roster on Oct. 18, 2023, released on Oct. 21, 2023, and re-signed to the practice squad on Oct. 24, 2023...Signed to Jacksonville's active roster on Dec. 9...Released by Jacksonville on Dec. 16, 2023...Awarded of waivers to the New England Patriots on Dec. 18, 2023...Waived by New England on May 6, 2024...Awarded off waivers to the Giants on May 7, 2024.

**CAREER HIGHLIGHTS**

- » Has not played in an NFL regular-season game.
- » In 2021-22, played for the BC Lions in the Canadian Football League...Played in 23 games and completed 307 of 406 passes (75.6%) for 4,103 yards, 28 touchdowns, and 15 interceptions...Added 57 rushing attempts for 415 yards (7.3-yard avg.) and 12 scores.
- » In 2022, played in 10 games and completed 255 of 324 passes for 3,349 yards, 25 touchdowns, and 10 interceptions...Rushed for 304 yards and 7 touchdowns on 39 attempts...Rourke's completion percentage of 78.7 was a CFL record...Earned the CFL award for Most Outstanding Canadian.

**COLLEGE**

» Played one year at Fort Scott Community College before finishing his college career at Ohio University, where he was the starting quarterback for 3 seasons...Rourke was a 2-time 2nd-team All-MAC selection...In 39 games, completed 525 of 895 passes (58.7%) for 7,457 yards, 60 touchdowns, and 20 interceptions...Added 425 rushing attempts (6.2-yard avg.) and 49 touchdowns... Led the Bobcats to a 25-14 record and 3 consecutive bowl victories – 2017 Bahamas Bowl, 2018 Frisco Bowl and the 2020 Famous Idaho Potato Bowl.

**PERSONAL**

» Majored in physical activity & sport coaching...Born in Victoria, British Columbia and raised in Oakville, Ontario, Canada...Played 3 years at Holy Trinity Catholic Secondary School in Oakville, leading the Titans to their first Ontario Federation of School Athletic Associations Bowl Championship in 2014...Transferred prior to his senior year to Edgewood Academy in Elmore, Ala....Led the Wildcats to a perfect 13-0 record and an Alabama High School Athletic Association AA state championship...Threw for 3,779 yards and 59 touchdowns while rushing for 7 more scores.

**JACOB SAYLORS**

**RB**

**28**

HEIGHT: 5-10  
 WEIGHT: 199  
 COLLEGE: EAST TENNESSEE STATE  
 HOW ACQUIRED: FA-'24  
 NFL EXP.: 1ST YEAR  
 GIANTS EXP.: 1ST YEAR

**TRANSACTIONS**

» Originally signed as a rookie free agent by the Cincinnati Bengals on May 12, 2023...Released by Cincinnati on Aug. 29, 2023...Signed to the Atlanta Falcons' practice squad on Oct. 18, 2023...Released by Atlanta on Nov. 20, 2023...Signed as a free agent by the Giants on June 18, 2024.

**CAREER HIGHLIGHTS**

» Has not played in an NFL regular-season game...Saylor played for the St. Louis Battlehawks of the United Football League (UFL) in spring, 2024...Selected as the lone running back on the first All-UFL team...Led the team and finished 2nd in the league with 461 rushing yards...His 94 carries were the UFL's 4th-highest total and his 5 rushing touchdowns tied for 2nd...Added 23 receptions for 152 yards and 3 scores.

**COLLEGE**

» Played 5 seasons (2018-22) at East Tennessee State...Twice named first-team All-Southern Conference...Played in 51 games and rushed for 3,851 yards and 33 touchdowns on 608 carries (6.3-yard avg.) and caught 91 passes for 781 yards and 3 scores.

» In 2022, played in 11 games...Named first-team All-Southern Conference by the league's coaches...Recorded 225 rushing attempts for 1307 yards (5.8-yard avg.) and 15 touchdowns...21 receptions for 162 yards and one score...Rushed for season-high 245 yards and 3 touchdowns at Wofford...In 2021, played in 11 games...Selected AP FCS 2nd-team All-American and first-team All-SoCon by league media...Rushed for 1,019 yards on 143 attempts (7.1-yard avg.) with 10 touchdowns and had 19 catches for 142 yards and one score...Averaged 28.8 yards on 25 kickoff returns...TD ... Also had 25 KORs for 750 yards (28.8 avg.)...Set a program record with 266 rushing yards and scored 3 touchdowns vs. Western Carolina...Played in 5 games during 2021 spring season that was shortened due to the pandemic...Rushed 42 times for 257 yards (6.1-yard avg.) and caught 12 passes for 108 yards and one touchdown.

» In 2019, played in 11 games...Ran for 653 yards on 112 attempts (5.8-yard avg.) and 4 touchdowns...Added 16 catches for 150 yards...In 2018, played in 11 games and was named to the SoCon all-freshman team...Totalled 86 rushing attempts for 615 yards (7.2-yard avg.) and four touchdowns and caught 23 passes for 219 yards...Returned 17 kickoffs for 371 yards.

**PERSONAL**

» Engineering technology major...Attended Marion County High School in Jasper, Tenn., where he totaled more than 4,100 yards and 74 touchdowns...Intercepted 18 passes as a defensive back...As a senior in 2017, rushed for 1,795 yards on 126 carries (14.2-yard avg.) and 36 touchdowns...Three-time all-state selection...Also played basketball and baseball.



# 2023 SEASON



OVERALL	6-11	IN SEPTEMBER	1-2
GIANTS AT METLIFE STADIUM	4-4	IN OCTOBER	1-4
GIANTS ON THE ROAD	2-7	IN NOVEMBER	2-2
GIANTS ON GRASS	2-4	IN DECEMBER	1-3
GIANTS ON ARTIFICIAL TURF	4-7	IN JANUARY	1-0
		ON SUNDAY NIGHT	0-2
GIANTS OUTDOORS	1-0	ON THURSDAY NIGHT	0-1
		ON MONDAY NIGHT	1-1
GIANTS WIN COIN TOSS	1-5	DAY GAMES	5-7
GIANTS LOSE COIN TOSS	5-6		
GIANTS SCORE FIRST	4-4		
OPPONENT SCORES FIRST	2-7	NIGHT GAMES	1-4
GIANTS LEAD AT HALFTIME	4-1		
GIANTS TRAIL AT HALFTIME	2-10	VS. NFC EAST OVERALL	3-3
		VS. NFC EAST AT HOME	2-1
GIANTS LEAD AFTER 3RD QUARTER	4-2	VS. NFC EAST ON THE ROAD	1-2
GIANTS TRAIL AFTER 3RD QUARTER	1-9		
SCORE TIED AFTER 3RD QUARTER	1-0	VS. NFC	5-7
GAME GOES TO OVERTIME	0-1	VS. NFC SOUTH	0-1
GIANTS SCORE ON FIRST POSSESSION	0-3	VS. NFC NORTH	1-0
GIANTS SCORE 10 OR MORE POINTS	6-6	VS. NFC WEST	1-3
GIANTS SCORE 20 OR MORE POINTS	4-2		
GIANTS SCORE 30 OR MORE POINTS	2-0	VS. AFC	1-4
GIANTS HAVE 30:00+TOP	1-6	VS. AFC EAST	1-3
GIANTS HAVE LESS THAN 30:00 TOP	5-5		
GIANTS ALLOW 10 OR MORE	4-11		
GIANTS ALLOW 20 OR MORE	2-9	VS. AFC WEST	0-1
GIANTS ALLOW 30 OR MORE	0-6		
OUTCOME 7 POINTS OR LESS	4-3		
OUTCOME 3 POINTS OR LESS	3-2		
RUSHING 20 OR MORE TIMES	4-9		
RUSHING 30 OR MORE TIMES	3-2		
GIANTS HAVE 100-YARD RUSHER	0-1		
GIANTS HAVE 1 100-YARD RECEIVER	1-1		
GIANTS HAVE 300 NET PASSING YARDS	2-0		
WHEN OUTGAIN OPPONENTS	4-1		
WHEN OUTRUSHING OPPONENTS	2-2		
WHEN OUT-PASS OPPONENTS	4-1		
OPPONENTS HAVE 100-YARD RUSHER	0-5		
OPPONENTS HAVE 1 100-YARD RECEIVERS	0-1		
OPPONENTS HAVE 300 NET PASSING YARDS	0-3		



AMERICAN FOOTBALL CONFERENCE

East												
TEAM	W	L	T	PCT	PF	PA	NET PTS	HOME	AWAY	CONF	DIV	STREAK
Buffalo Bills	11	6	0	.647	451	311	140	7-2-0	4-4-0	7-5-0	4-2-0	Won 5
Miami Dolphins	11	6	0	.647	496	391	105	7-2-0	4-4-0	7-5-0	4-2-0	Lost 2
New York Jets	7	10	0	.412	268	355	-87	4-5-0	3-5-0	4-8-0	2-4-0	Won 1
New England Patriots	4	13	0	.235	236	366	-130	1-8-0	3-5-0	4-8-0	2-4-0	Lost 2
North												
TEAM	W	L	T	PCT	PF	PA	NET PTS	HOME	AWAY	CONF	DIV	STREAK
Baltimore Ravens	13	4	0	.765	483	280	203	6-3-0	7-1-0	8-4-0	3-3-0	Lost 1
Cleveland Browns	11	6	0	.647	396	362	34	8-1-0	3-5-0	8-4-0	3-3-0	Lost 1
Pittsburgh Steelers	10	7	0	.588	304	324	-20	5-4-0	5-3-0	7-5-0	5-1-0	Won 3
Cincinnati Bengals	9	8	0	.529	366	384	-18	6-3-0	3-5-0	4-8-0	1-5-0	Won 1
South												
TEAM	W	L	T	PCT	PF	PA	NET PTS	HOME	AWAY	CONF	DIV	STREAK
Houston Texans	10	7	0	.588	377	353	24	6-3-0	4-4-0	7-5-0	4-2-0	Won 2
Jacksonville Jaguars	9	8	0	.529	377	371	6	4-5-0	5-3-0	6-6-0	4-2-0	Lost 1
Indianapolis Colts	9	8	0	.529	396	415	-19	4-5-0	5-3-0	7-5-0	3-3-0	Lost 1
Tennessee Titans	6	11	0	.353	305	367	-62	5-4-0	1-7-0	4-8-0	1-5-0	Won 1
West												
TEAM	W	L	T	PCT	PF	PA	NET PTS	HOME	AWAY	CONF	DIV	STREAK
Kansas City Chiefs	11	6	0	.647	371	294	77	5-4-0	6-2-0	9-3-0	4-2-0	Won 2
Las Vegas Raiders	8	9	0	.471	332	331	1	6-3-0	2-6-0	6-6-0	4-2-0	Won 1
Denver Broncos	8	9	0	.471	357	413	-56	5-4-0	3-5-0	5-7-0	3-3-0	Lost 1
Los Angeles Chargers	5	12	0	.294	346	398	-52	2-7-0	3-5-0	3-9-0	1-5-0	Lost 5

NATIONAL FOOTBALL CONFERENCE

East												
TEAM	W	L	T	PCT	PF	PA	NET PTS	HOME	AWAY	CONF	DIV	STREAK
Dallas Cowboys	12	5	0	.706	509	315	194	8-0-0	4-5-0	9-3-0	5-1-0	Won 2
Philadelphia Eagles	11	6	0	.647	433	428	5	6-2-0	5-4-0	7-5-0	4-2-0	Lost 2
<b>New York Giants</b>	<b>6</b>	<b>11</b>	<b>0</b>	<b>.353</b>	<b>266</b>	<b>407</b>	<b>-141</b>	<b>4-4-0</b>	<b>2-7-0</b>	<b>5-7-0</b>	<b>3-3-0</b>	<b>Won 1</b>
Washington Commanders	4	13	0	.235	329	518	-189	1-7-0	3-6-0	2-10-0	0-6-0	Lost 8
North												
TEAM	W	L	T	PCT	PF	PA	NET PTS	HOME	AWAY	CONF	DIV	STREAK
Detroit Lions	12	5	0	.706	461	395	66	6-2-0	6-3-0	8-4-0	4-2-0	Won 1
Green Bay Packers	9	8	0	.529	383	350	33	5-3-0	4-5-0	7-5-0	4-2-0	Won 3
Minnesota Vikings	7	10	0	.412	344	362	-18	2-6-0	5-4-0	6-6-0	2-4-0	Lost 4
Chicago Bears	7	10	0	.412	360	379	-19	5-3-0	2-7-0	6-6-0	2-4-0	Lost 1
South												
TEAM	W	L	T	PCT	PF	PA	NET PTS	HOME	AWAY	CONF	DIV	STREAK
Tampa Bay Buccaneers	9	8	0	.529	348	325	23	4-4-0	5-4-0	7-5-0	4-2-0	Won 1
New Orleans Saints	9	8	0	.529	402	327	75	5-3-0	4-5-0	6-6-0	4-2-0	Won 2
Atlanta Falcons	7	10	0	.412	321	373	-52	5-3-0	2-7-0	4-8-0	3-3-0	Lost 2
Carolina Panthers	2	15	0	.118	236	416	-180	2-6-0	0-9-0	1-11-0	1-5-0	Lost 3
West												
TEAM	W	L	T	PCT	PF	PA	NET PTS	HOME	AWAY	CONF	DIV	STREAK
San Francisco 49ers	12	5	0	.706	491	298	193	5-3-0	7-2-0	10-2-0	5-1-0	Lost 1
Los Angeles Rams	10	7	0	.588	404	377	27	5-3-0	5-4-0	8-4-0	5-1-0	Won 4
Seattle Seahawks	9	8	0	.529	364	402	-38	5-3-0	4-5-0	7-5-0	2-4-0	Won 1
Arizona Cardinals	4	13	0	.235	330	455	-125	2-6-0	2-7-0	3-9-0	0-6-0	Lost 1

## 2023 NFL POSTSEASON



### AFC WILD CARD PLAYOFF GAMES

at Texans 45, Browns 14  
at Chiefs 26, Dolphins 7  
at Bills 31, Steelers 17

### AFC DIVISIONAL PLAYOFF GAMES

at Ravens 34, Texans 10  
Chiefs 27, at Bills 24

### AFC CHAMPIONSHIP GAME

Chiefs 17, at Ravens 10



### SUPER BOWL LVIII

Allegiant Stadium  
Las Vegas, Nev.  
at Chiefs 25, 49ers 22



### NFC WILD CARD PLAYOFF GAMES

Packers 48, at Cowboys 32  
at Lions 24, Rams 23  
at Buccaneers 32, Eagles 9

### NFC DIVISIONAL PLAYOFF GAMES

at 49ers 24, Packers 21  
at Lions 31, Buccaneers 23

### NFC CHAMPIONSHIP GAME

at 49ers 34, Lions 31

## THE VINCE LOMBARDI TROPHY



The Giants raise the Lombardi Trophy during the postgame ceremonies at Super Bowl XLII

The Vince Lombardi Trophy is the trophy awarded each year to the winning team of the National Football League's annual championship game, the Super Bowl. It is considered to be the NFL's most prestigious award. The trophy was originally called the "World Championship Game Trophy" when the Super Bowl was originally named the AFL-NFL World Championship Game. It was renamed in 1970 in honor of legendary Green Bay Packers head coach Vince Lombardi.

Since Super Bowl XXX, it is presented to the winning team's owner on the field following the game. Previously, the trophy was presented inside the winning team's locker room.

Unlike trophies such as the Stanley Cup and the Grey Cup, a new Vince Lombardi Trophy is made every year and the winning team maintains permanent possession of that trophy.

Each trophy is handcrafted by Tiffany & Co. master artisans at their workshop in Parsippany, New Jersey. The trophy depicts a regulation-size football in kicking position that is made entirely of sterling silver. It stands 22 inches (55 cm) tall, weighs seven pounds (3 kg), and takes approximately four months and 72 man-hours to create. The words "Vince Lombardi Trophy" and the NFL logo are engraved on the base. After the trophy is awarded, it is sent back to Tiffany & Co. to be engraved with the winning team's name, score, logo and roster if the team wishes.



# 2023 REGULAR SEASON DEF. STATS



PLAYER	SOLO	ASSISTS	TT	SACKS	YDS	INTS	YDS	PD	TFL	QBH	FF	FR	ST FF	ST FR	SAFETY	DEF TD
Jihad Ward	16	8	24	5.0	25.0	0	0	0	5	9	1	1	0	0	0	0
Dexter Lawrence II	32	21	53	4.5	36.5	0	0	2	7	21	0	0	0	0	0	0
Adoree' Jackson	49	14	63	0.0	0.0	1	76	8	0	0	1	0	0	0	0	1
Leonard Williams	13	8	21	1.5	12.0	0	0	1	1	5	0	0	0	0	0	0
Kayvon Thibodeaux	26	24	50	11.5	93.0	0	0	4	12	16	3	1	0	0	0	0
Tre Hawkins III	24	11	35	0.0	0.0	0	0	1	0	0	0	0	0	0	0	0
Cor'Dale Flott	25	11	36	0.0	0.0	1	21	5	0	0	1	0	0	0	0	0
Deonte Banks	53	11	64	0.0	0.0	2	6	11	2	0	0	0	0	0	0	0
Jason Pinnoch	59	26	85	2.0	17.0	2	123	6	6	4	2	0	0	0	0	1
Dane Belton	19	10	29	1.0	14.0	2	22	2	3	2	0	1	0	0	0	0
Xavier McKinney	78	38	116	0.5	3.0	3	22	11	2	1	1	2	0	0	0	0
Isaiah Simmons	28	16	44	1.0	10.0	1	54	3	2	1	0	0	1	1	0	1
Bobby Okereke	92	57	149	2.5	23.0	2	62	10	11	6	4	0	0	0	0	0
D.J. Davidson	6	7	13	0.5	3.0	0	0	2	1	1	0	0	0	0	0	0
Oshane Ximines	1	3	4	0.0	0.0	0	0	0	0	2	0	0	0	0	0	0
Boogie Basham	5	6	11	0.0	0.0	0	0	0	0	0	0	0	0	0	0	0
A'Shawn Robinson	34	28	62	0.0	0.0	0	0	2	6	1	0	0	0	0	0	0
Micah McFadden	61	36	97	1.0	6.5	1	5	5	12	6	0	4	0	0	0	0
Nick McCloud	17	5	22	0.0	0.0	1	0	2	0	0	2	0	1	3	0	0
Rakeem Nuñez-Roches	14	12	26	0.5	5.0	0	0	1	1	1	0	0	0	0	0	0
Darnay Holmes	10	1	11	0.0	0.0	2	13	3	1	0	0	0	1	0	0	0
Azeez Ojulari	9	7	16	2.5	11.0	0	0	0	3	7	0	1	0	0	0	0
Jordon Riley	4	4	8	0.0	0.0	0	0	0	1	0	0	0	0	0	0	0
Gunner Olszewski	0	0	0	0.0	0.0	0	0	0	0	0	0	0	0	1	0	0
Bobby McCain	0	0	0	0.0	0.0	0	0	1	0	0	0	0	0	0	0	0
Benton Whitley	0	0	0	0.0	0.0	0	0	1	0	0	0	0	0	1	0	0
Cam Brown	0	0	0	0.0	0.0	0	0	0	0	0	0	0	1	0	0	0
Gervarius Owens	0	0	0	0.0	0.0	0	0	0	0	0	0	0	0	1	0	0
<b>2023 TOTALS</b>	<b>675</b>	<b>364</b>	<b>1,039</b>	<b>30.0</b>	<b>258.0</b>	<b>18</b>	<b>404</b>	<b>81</b>	<b>76</b>	<b>83</b>	<b>15</b>	<b>10</b>	<b>4</b>	<b>7</b>	<b>0</b>	<b>3</b>



# WEEK 1

MetLife Stadium



40-0



## DALLAS COWBOYS

PASSING	ATT	CP	YDS	SK/YD	TD	LG	INT	RTG
Dak Prescott	24	13	143	0/0	0	49	0	72.0
Cooper Rush	1	0	0	0/0	0	0	0	39.6
<b>TOTAL</b>	<b>25</b>	<b>13</b>	<b>143</b>	<b>0/0</b>	<b>0</b>	<b>49</b>	<b>0</b>	<b>69.3</b>

RUSHING	ATT	YDS	AVG	LG	TD
Tony Pollard	14	70	5.0	25	2
Rico Dowdle	6	24	4.0	10	0
KaVontae Turpin	3	14	4.7	7	1
Deuce Vaughn	6	8	1.3	5	0
Dak Prescott	1	6	6.0	6	0
<b>TOTAL</b>	<b>30</b>	<b>122</b>	<b>4.1</b>	<b>25</b>	<b>3</b>

RECEIVING	NO	YDS	AVG	LG	TD
CeeDee Lamb	4	77	19.3	49	0
Brandin Cooks	2	22	11.0	16	0
Tony Pollard	2	12	6.0	7	0
Jake Ferguson	2	11	5.5	9	0
KaVontae Turpin	2	11	5.5	7	0
Michael Gallup	1	10	10.0	10	0
<b>TOTAL</b>	<b>13</b>	<b>143</b>	<b>11.0</b>	<b>49</b>	<b>0</b>

TOP DEFENSE	TOT	SOLO	AST	SCK	YDS	INT
Markquese Bell	8	6	2	0.0	0.0	0
Jayron Kearse	7	2	5	0.0	0.0	0
Leighton Vander Esch	6	4	2	0.0	0.0	0

FIELD GOALS	FGM/FGA	PERCENT	RESULTS
Brandon Aubrey	2-2	100.0	21G, 38G
<b>TOTAL</b>	<b>2-2</b>	<b>100.0</b>	

## NEW YORK GIANTS

PASSING	ATT	CP	YDS	SK/YD	TD	LG	INT	RTG
Daniel Jones	28	15	104	7/47	0	24	2	32.4
Tyrod Taylor	2	2	6	0/0	0	9	0	79.2
<b>TOTAL</b>	<b>30</b>	<b>17</b>	<b>110</b>	<b>7/47</b>	<b>0</b>	<b>24</b>	<b>2</b>	<b>36.8</b>

RUSHING	ATT	YDS	AVG	LG	TD
Saquon Barkley	12	51	4.3	18	0
Daniel Jones	13	43	3.3	11	0
Matt Breida	2	9	4.5	6	0
Gary Brightwell	1	5	5.0	5	0
<b>TOTAL</b>	<b>28</b>	<b>108</b>	<b>3.9</b>	<b>18</b>	<b>0</b>

RECEIVING	NO	YDS	AVG	LG	TD
Darren Waller	3	36	12.0	22	0
Darius Slayton	3	15	5.0	8	0
Saquon Barkley	3	12	4.0	7	0
Lawrence Cager	2	17	8.5	9	0
Gary Brightwell	2	6	3.0	9	0
Isaiah Hodgins	1	24	24.0	24	0
Parris Campbell	1	2	2.0	2	0
Daniel Bellinger	1	1	1.0	1	0
Matt Breida	1	-3	-3.0	-3	0
<b>TOTAL</b>	<b>17</b>	<b>110</b>	<b>6.5</b>	<b>24</b>	<b>0</b>

TOP DEFENSE	TOT	SOLO	AST	SCK	YDS	INT
Micah McFadden	10	3	7	0.0	0.0	0
Tre Hawkins III	7	5	2	0.0	0.0	0
Bobby Okereke	5	4	1	0.0	0.0	0

FIELD GOALS	FGM/FGA	PERCENT	RESULTS
Graham Gano	0-2	0.0	45B, 36WL
<b>TOTAL</b>	<b>0-2</b>	<b>0.0</b>	

## SCORING DRIVES

TEAM	QTR	TIME	SCORING PLAY	DAL	NYG
Cowboys	1	08:03	N.Igbinoghene 58 yd. return of blocked field goal (kick failed, wl)	6	0
Cowboys	1	03:21	B.Aubrey 21 yd. Field Goal (9-72, 3:45)	9	0
Cowboys	1	02:22	D.Bland 22 yd. interception return (B.Aubrey kick)	16	0
Cowboys	2	10:55	B.Aubrey 38 yd. Field Goal (11-60, 4:26)	19	0
Cowboys	2	08:03	T.Pollard 2 yd. run (B.Aubrey kick) (5-38, 2:45)	26	0
Cowboys	3	10:01	T.Pollard 1 yd. run (B.Aubrey kick) (10-75, 4:59)	33	0
Cowboys	4	11:31	K.Turpin 7 yd. run (B.Aubrey kick) (8-50, 3:29)	40	0

# WEEK 2

State Farm Stadium



31-28



## NEW YORK GIANTS

PASSING	ATT	CP	YDS	SK/YD	TD	LG	INT	RTG
Daniel Jones	37	26	321	3/9	2	58	1	103.5
<b>TOTAL</b>	<b>37</b>	<b>26</b>	<b>321</b>	<b>3/9</b>	<b>2</b>	<b>58</b>	<b>1</b>	<b>103.5</b>

RUSHING	ATT	YDS	AVG	LG	TD
Saquon Barkley	17	63	3.7	16	1
Daniel Jones	9	59	6.6	15	1
Matt Breida	1	5	5.0	5	0
<b>TOTAL</b>	<b>27</b>	<b>127</b>	<b>4.7</b>	<b>16</b>	<b>2</b>

RECEIVING	NO	YDS	AVG	LG	TD
Darren Waller	6	76	12.7	25	0
Saquon Barkley	6	29	4.8	10	1
Isaiah Hodgins	4	40	10.0	12	1
Parris Campbell	4	21	5.3	9	0
Darius Slayton	3	62	20.7	29	0
Jalin Hyatt	2	89	44.5	58	0
Sterling Shepard	1	4	4.0	4	0
<b>TOTAL</b>	<b>26</b>	<b>321</b>	<b>12.3</b>	<b>58</b>	<b>2</b>

TOP DEFENSE	TOT	SOLO	AST	SCK	YDS	INT
Jason Pinnock	13	10	3	0.0	0.0	0
Bobby Okereke	8	5	3	0.0	0.0	0
Xavier McKinney	7	6	1	0.0	0.0	0

FIELD GOALS	FGM/FGA	PERCENT	RESULTS
Graham Gano	1-1	100.0	34G
<b>TOTAL</b>	<b>1-1</b>	<b>100.0</b>	

## ARIZONA CARDINALS

PASSING	ATT	CP	YDS	SK/YD	TD	LG	INT	RTG
Joshua Dobbs	31	21	228	0/0	1	23	0	99.9
<b>TOTAL</b>	<b>31</b>	<b>21</b>	<b>228</b>	<b>0/0</b>	<b>1</b>	<b>23</b>	<b>0</b>	<b>99.9</b>

RUSHING	ATT	YDS	AVG	LG	TD
James Conner	23	106	4.6	22	1
Joshua Dobbs	3	41	13.7	23	1
Keaontay Ingram	2	6	3.0	5	0
Emari Demercado	1	-2	-2.0	-2	0
<b>TOTAL</b>	<b>29</b>	<b>151</b>	<b>5.2</b>	<b>23</b>	<b>2</b>

RECEIVING	NO	YDS	AVG	LG	TD
Zach Ertz	6	56	9.3	17	0
Marquise Brown	6	54	9.0	22	1
Michael Wilson	3	56	18.7	21	0
Trey McBride	2	32	16.0	23	0
Emari Demercado	2	7	3.5	4	0
Rondale Moore	1	14	14.0	14	0
Zach Pascal	1	9	9.0	9	0
<b>TOTAL</b>	<b>21</b>	<b>228</b>	<b>10.9</b>	<b>23</b>	<b>1</b>

TOP DEFENSE	TOT	SOLO	AST	SCK	YDS	INT
K'Von Wallace	8	5	3	0.0	0.0	0
Krys Barnes	7	6	1	0.0	0.0	0
Jalen Thompson	7	5	2	0.0	0.0	1

FIELD GOALS	FGM/FGA	PERCENT	RESULTS
Matt Prater	2-3	66.7	55WL, 37G, 44G
<b>TOTAL</b>	<b>2-3</b>	<b>66.0</b>	

## SCORING DRIVES

TEAM	QTR	TIME	SCORING PLAY	NYG	ARI
Cardinals	1	06:11	J.Conner 4 yd. run (M.Prater kick) (9-86, 4:41)	0	7
Cardinals	2	14:51	J.Dobbs 23 yd. run (M.Prater kick) (7-80, 3:27)	0	14
Cardinals	2	08:43	M.Prater 37 yd. Field Goal (9-54, 5:02)	0	17
Cardinals	2	01:09	M.Prater 44 yd. Field Goal (6-8, 3:11)	0	20
Giants	3	13:43	D.Jones 14 yd. run (G.Gano kick) (3-75, 1:17)	7	20
Cardinals	3	09:34	M.Brown 3 yd. pass from J.Dobbs (J.Dobbs run) (8-75, 4:09)	7	28
Giants	3	03:27	S.Barkley 1 yd. run (G.Gano kick) (12-75, 6:07)	14	28
Giants	4	08:51	S.Barkley 9 yd. pass from D.Jones (G.Gano kick) (13-80, 5:50)	20	28
Giants	4	04:25	I.Hodgins 11 yd. pass from D.Jones (G.Gano kick) (6-64, 3:06)	28	28
Giants	4	00:19	G.Gano 34 yd. Field Goal (8-56, 2:12)	31	28

# WEEK 3

Levi's Stadium



30-12



## SAN FRANCISCO 49ERS

PASSING	ATT	CP	YDS	SK/YD	TD	LG	INT	RTG
Brock Purdy	37	25	310	2/10	2	40	0	111.3
<b>TOTAL</b>	<b>37</b>	<b>25</b>	<b>310</b>	<b>2/10</b>	<b>2</b>	<b>40</b>	<b>0</b>	<b>111.3</b>

RUSHING	ATT	YDS	AVG	LG	TD
Christian McCaffrey	18	85	4.7	12	1
Elijah Mitchell	11	42	3.8	18	0
Jordan Mason	3	11	3.7	5	0
Kyle Juszczyk	1	3	3.0	3	0
Deebo Samuel	1	2	2.0	2	0
Brock Purdy	4	-1	-0.3	1	0
Sam Darnold	1	-1	-1.0	-1	0
<b>TOTAL</b>	<b>39</b>	<b>141</b>	<b>3.6</b>	<b>18</b>	<b>1</b>

RECEIVING	NO	YDS	AVG	LG	TD
George Kittle	7	90	12.9	29	0
Deebo Samuel	6	129	21.5	40	1
Christian McCaffrey	5	34	6.8	17	0
Elijah Mitchell	3	2	0.7	9	0
Jauan Jennings	2	31	15.5	24	0
Ronnie Bell	2	24	12.0	15	1
<b>TOTAL</b>	<b>25</b>	<b>310</b>	<b>12.4</b>	<b>40</b>	<b>2</b>

TOP DEFENSE	TOT	SOLO	AST	SCK	YDS	INT
Oren Burks	5	4	1	0.0	0.0	0
Tashaun Gipson Sr.	5	4	1	0.0	0.0	0
Dre Greenlaw	5	4	1	0.0	0.0	0

FIELD GOALS	FGM/FGA	PERCENT	RESULTS
Jake Moody	3-3	100.0	28G, 21G, 36G
<b>TOTAL</b>	<b>3-3</b>	<b>100.0</b>	

## NEW YORK GIANTS

PASSING	ATT	CP	YDS	SK/YD	TD	LG	INT	RTG
Daniel Jones	32	22	137	2/16	0	18	1	64.2
Tyrod Taylor	1	0	0	0/0	0	0	0	39.6
<b>TOTAL</b>	<b>33</b>	<b>22</b>	<b>137</b>	<b>2/16</b>	<b>0</b>	<b>18</b>	<b>1</b>	<b>62.3</b>

RUSHING	ATT	YDS	AVG	LG	TD
Matt Breida	4	17	4.3	8	1
Gary Brightwell	4	5	1.3	2	0
Daniel Jones	2	5	2.5	4	0
Tyrod Taylor	1	2	2.0	2	0
<b>TOTAL</b>	<b>11</b>	<b>29</b>	<b>2.6</b>	<b>8</b>	<b>1</b>

RECEIVING	NO	YDS	AVG	LG	TD
Parris Campbell	6	24	4.0	7	0
Wan'Dale Robinson	4	21	5.3	8	0
Darius Slayton	3	32	10.7	17	0
Darren Waller	3	20	6.7	9	0
Matt Breida	3	1	0.3	8	0
Gary Brightwell	2	31	15.5	18	0
Daniel Bellinger	1	8	8.0	8	0
<b>TOTAL</b>	<b>22</b>	<b>137</b>	<b>6.2</b>	<b>18</b>	<b>0</b>

TOP DEFENSE	TOT	SOLO	AST	SCK	YDS	INT
Micah McFadden	10	9	1	0.0	0.0	0
Bobby Okereke	9	6	3	0.0	0.0	0
Xavier McKinney	7	6	1	0.0	0.0	0

FIELD GOALS	FGM/FGA	PERCENT	RESULTS
Graham Gano	2-2	100.0	44G, 57G
<b>TOTAL</b>	<b>2-2</b>	<b>100.0</b>	

## SCORING DRIVES

TEAM	QTR	TIME	SCORING PLAY	NYG	SF
49ers	1	08:44	J.Moody 28 yd. Field Goal (15-64, 6:16)	0	3
Giants	1	03:18	G.Gano 44 yd. Field Goal (12-49, 5:26)	3	3
49ers	2	07:49	R.Bell 9 yd. pass from B.Purdy (J.Moody kick) (11-72, 6:24)	3	10
49ers	2	01:40	C.McCaffrey 4 yd. run (J.Moody kick) (11-73, 4:33)	3	17
Giants	2	00:13	G.Gano 57 yd. Field Goal (8-37, 1:27)	6	17
Giants	3	10:00	M.Breida 8 yd. run (pass failed) (2-37, 0:46)	12	17
49ers	3	04:08	J.Moody 21 yd. Field Goal (11-72, 5:52)	12	20
49ers	4	12:47	J.Moody 36 yd. Field Goal (8-51, 4:26)	12	23
49ers	4	05:58	D.Samuel 27 yd. pass from B.Purdy (J.Moody kick) (8-70, 5:02)	12	30

# WEEK 4

MetLife Stadium



24-3



## SEATTLE SEAHAWKS

PASSING	ATT	CP	YDS	SK/YD	TD	LG	INT	RTG
Geno Smith	20	13	110	2/13	1	23	0	95.8
Drew Lock	6	2	63	0/0	0	51	0	73.6
<b>TOTAL</b>	<b>26</b>	<b>15</b>	<b>173</b>	<b>2/13</b>	<b>1</b>	<b>51</b>	<b>0</b>	<b>90.7</b>

RUSHING	ATT	YDS	AVG	LG	TD
Kenneth Walker III	17	79	4.6	31	1
Zach Charbonnet	5	31	6.2	15	0
Drew Lock	1	11	11.0	11	0
<b>TOTAL</b>	<b>23</b>	<b>121</b>	<b>5.3</b>	<b>31</b>	<b>1</b>

RECEIVING	NO	YDS	AVG	LG	TD
Tyler Lockett	4	54	13.5	23	0
DK Metcalf	3	34	11.3	16	1
Jaxon Smith-Njigba	3	5	1.7	3	0
Noah Fant	2	63	31.5	51	0
Cody Thompson	1	10	10.0	10	0
Zach Charbonnet	1	9	9.0	9	0
Geno Smith	1	-2	-2.0	-2	0
<b>TOTAL</b>	<b>15</b>	<b>173</b>	<b>11.5</b>	<b>51</b>	<b>1</b>

TOP DEFENSE	TOT	SOLO	AST	SCK	YDS	INT
Bobby Wagner	17	9	8	2.0	15.0	0
Jordyn Brooks	10	4	6	2.0	1.0	0
Julian Love	9	6	3	0.0	0.0	0

FIELD GOALS	FGM/FGA	PERCENT	RESULTS
Jason Myers	1-2	50.0	53WL, 34G
<b>TOTAL</b>	<b>1-2</b>	<b>50.0</b>	

## NEW YORK GIANTS

PASSING	ATT	CP	YDS	SK/YD	TD	LG	INT	RTG
Daniel Jones	34	27	203	10/59	0	22	2	67.0
Parris Campbell	0	0	0	1/8	0	0	0	0.0
<b>TOTAL</b>	<b>34</b>	<b>27</b>	<b>203</b>	<b>11/67</b>	<b>0</b>	<b>22</b>	<b>2</b>	<b>67.0</b>

RUSHING	ATT	YDS	AVG	LG	TD
Daniel Jones	10	66	6.6	17	0
Matt Breida	14	30	2.1	5	0
Gary Brightwell	4	9	2.3	4	0
Wan'Dale Robinson	1	7	7.0	7	0
<b>TOTAL</b>	<b>29</b>	<b>112</b>	<b>3.9</b>	<b>17</b>	<b>0</b>

RECEIVING	NO	YDS	AVG	LG	TD
Matt Breida	5	48	9.6	22	0
Wan'Dale Robinson	5	40	8.0	12	0
Isaiah Hodgins	3	24	8.0	11	0
Darren Waller	3	21	7.0	8	0
Parris Campbell	3	15	5.0	8	0
Darius Slayton	2	23	11.5	12	0
Jalin Hyatt	2	10	5.0	7	0
Gary Brightwell	1	10	10.0	10	0
Daniel Bellinger	1	6	6.0	6	0
Sterling Shepard	1	6	6.0	6	0
Ben Bredeson	1	0	0.0	0	0
<b>TOTAL</b>	<b>27</b>	<b>203</b>	<b>7.5</b>	<b>22</b>	<b>0</b>

TOP DEFENSE	TOT	SOLO	AST	SCK	YDS	INT
Bobby Okereke	10	6	4	0.0	0.0	0
Deonte Banks	5	4	1	0.0	0.0	0
Micah McFadden	5	4	1	0.0	0.0	0

FIELD GOALS	FGM/FGA	PERCENT	RESULTS
Graham Gano	1-1	100.0	55G
<b>TOTAL</b>	<b>1-1</b>	<b>100.0</b>	

## SCORING DRIVES

TEAM	QTR	TIME	SCORING PLAY	SEA	NYG
Seahawks	1	00:00	D.Metcalf 6 yd. pass from G.Smith (J.Myers kick) (2-7, 0:45)	7	0
Giants	2	03:05	G.Gano 55 yd. Field Goal (12-61, 6:11)	7	3
Seahawks	2	01:39	K.Walker 1 yd. run (J.Myers kick) (7-75, 1:26)	14	3
Seahawks	3	01:03	D.Witherspoon 97 yd. interception return (J.Myers kick)	21	3
Seahawks	4	05:26	J.Myers 34 yd. Field Goal (6-29, 3:00)	24	3



# WEEK 5

Hard Rock Stadium



31-16



## MIAMI DOLPHINS

PASSING	ATT	CP	YDS	SK/YD	TD	LG	INT	RTG
Tua Tagovailoa	30	22	308	1/6	2	69†	2	100.4
<b>TOTAL</b>	<b>30</b>	<b>22</b>	<b>308</b>	<b>1/6</b>	<b>2</b>	<b>69†</b>	<b>2</b>	<b>100.4</b>

RUSHING	ATT	YDS	AVG	LG	TD
De'Von Achane	11	151	13.7	76†	1
Raheem Mostert	10	65	6.5	23	1
Tua Tagovailoa	2	6	3.0	7	0
<b>TOTAL</b>	<b>23</b>	<b>222</b>	<b>9.7</b>	<b>76†</b>	<b>2</b>

RECEIVING	NO	YDS	AVG	LG	TD
Tyreek Hill	8	181	22.6	69†	1
Jaylen Waddle	5	35	7.0	20	1
Cedrick Wilson Jr.	4	52	13.0	23	0
Braxton Berrios	2	13	6.5	13	0
Raheem Mostert	2	13	6.5	8	0
De'Von Achane	1	14	14.0	14	0
<b>TOTAL</b>	<b>22</b>	<b>308</b>	<b>14.0</b>	<b>69†</b>	<b>2</b>

TOP DEFENSE	TOT	SOLO	AST	SCK	YDS	INT
Eli Apple	9	8	1	0.5	0.0	0
David Long Jr.	9	4	5	0.0	0.0	0
Jerome Baker	8	4	4	1.5	0.0	0

FIELD GOALS	FGM/FGA	PERCENT	RESULTS
Jason Sanders	1-1	100.0	40G
<b>TOTAL</b>	<b>1-1</b>	<b>100.0</b>	

## NEW YORK GIANTS

PASSING	ATT	CP	YDS	SK/YD	TD	LG	INT	RTG
Daniel Jones	20	14	119	6/19	0	21	0	85.2
Tyrod Taylor	12	9	86	1/3	0	20	0	94.4
<b>TOTAL</b>	<b>32</b>	<b>23</b>	<b>205</b>	<b>7/22</b>	<b>0</b>	<b>21</b>	<b>0</b>	<b>88.7</b>

RUSHING	ATT	YDS	AVG	LG	TD
Eric Gray	12	25	2.1	8	0
Daniel Jones	4	24	6.0	11	0
Matt Breida	9	21	2.3	8	0
Tyrod Taylor	3	14	4.7	9	0
Wan'Dale Robinson	1	1	1.0	1	0
<b>TOTAL</b>	<b>29</b>	<b>85</b>	<b>2.9</b>	<b>11</b>	<b>0</b>

RECEIVING	NO	YDS	AVG	LG	TD
Darren Waller	8	86	10.8	21	0
Wan'Dale Robinson	5	18	3.6	7	0
Darius Slayton	2	35	17.5	20	0
Parris Campbell	2	23	11.5	17	0
Isaiah Hodgins	2	19	9.5	15	0
Sterling Shepard	1	13	13.0	13	0
Daniel Bellinger	1	7	7.0	7	0
Matt Breida	1	3	3.0	3	0
Eric Gray	1	1	1.0	1	0
<b>TOTAL</b>	<b>23</b>	<b>205</b>	<b>8.9</b>	<b>21</b>	<b>0</b>

TOP DEFENSE	TOT	SOLO	AST	SCK	YDS	INT
Bobby Okereke	10	4	6	0.0	0.0	1
Isaiah Simmons	9	7	2	0.0	0.0	0
Xavier McKinney	8	7	1	0.0	0.0	0

FIELD GOALS	FGM/FGA	PERCENT	RESULTS
Graham Gano	3-4	75.0	55WL, 49G, 37G, 51G
<b>TOTAL</b>	<b>3-4</b>	<b>75.0</b>	

## SCORING DRIVES

TEAM	QTR	TIME	SCORING PLAY	NYG	MIA
Dolphins	1	07:09	J.Waddle 2 yd. pass from T.Tagovailoa (J.Sanders kick) (8-89, 4:18)	0	7
Dolphins	2	10:02	D.Achane 76 yd. run (J.Sanders kick) (3-94, 0:58)	0	14
Giants	2	03:41	G.Gano 49 yd. Field Goal (13-44, 6:21)	3	14
Giants	2	01:40	J.Pinnock 102 yd. interception return (G.Gano kick)	10	14
Dolphins	2	00:00	J.Sanders 40 yd. Field Goal (9-50, 1:40)	10	17
Dolphins	3	14:06	T.Hill 69 yd. pass from T.Tagovailoa (J.Sanders kick) (3-75, 0:54)	10	24
Giants	3	04:26	G.Gano 37 yd. Field Goal (4-4, 2:18)	13	24
Dolphins	3	00:00	R.Mostert 2 yd. run (J.Sanders kick) (8-75, 4:26)	13	31
Giants	4	08:51	G.Gano 51 yd. Field Goal (10-18, 3:54)	16	31

# WEEK 6

Highmark Stadium



14-9



## BUFFALO BILLS

PASSING	ATT	CP	YDS	SK/YD	TD	LG	INT	RTG
Josh Allen	30	19	169	0/0	2	28	1	86.7
<b>TOTAL</b>	<b>30</b>	<b>19</b>	<b>169</b>	<b>0/0</b>	<b>2</b>	<b>28</b>	<b>1</b>	<b>86.7</b>

RUSHING	ATT	YDS	AVG	LG	TD
James Cook	14	71	5.1	14	0
Latavius Murray	12	45	3.8	12	0
Josh Allen	2	11	5.5	6	0
Damien Harris	1	1	1.0	1	0
<b>TOTAL</b>	<b>29</b>	<b>128</b>	<b>4.4</b>	<b>14</b>	<b>0</b>

RECEIVING	NO	YDS	AVG	LG	TD
Stefon Diggs	10	100	10.0	28	0
Gabe Davis	3	21	7.0	9	0
Dawson Knox	3	17	5.7	10	0
Quintin Morris	1	15	15.0	15	1
Khalil Shakir	1	13	13.0	13	0
Deonte Harty	1	3	3.0	3	1
<b>TOTAL</b>	<b>19</b>	<b>169</b>	<b>8.9</b>	<b>28</b>	<b>2</b>

TOP DEFENSE	TOT	SOLO	AST	SCK	YDS	INT
Taron Johnson	15	9	6	0.0	0.0	0
Terrel Bernard	12	9	3	0.0	0.0	0
Dorian Williams	10	6	4	0.0	0.0	0

FIELD GOALS	FGM/FGA	PERCENT	RESULTS
Tyler Bass	0-2	0.0	52WR, 53WR
<b>TOTAL</b>	<b>0-2</b>	<b>0.0</b>	

## NEW YORK GIANTS

PASSING	ATT	CP	YDS	SK/YD	TD	LG	INT	RTG
Tyrod Taylor	36	24	200	3/15	0	31	0	80.8
<b>TOTAL</b>	<b>36</b>	<b>24</b>	<b>200</b>	<b>3/15</b>	<b>0</b>	<b>31</b>	<b>0</b>	<b>80.8</b>

RUSHING	ATT	YDS	AVG	LG	TD
Saquon Barkley	24	93	3.9	34	0
Tyrod Taylor	5	24	4.8	7	0
Matt Breida	4	13	3.3	6	0
Eric Gray	1	2	2.0	2	0
<b>TOTAL</b>	<b>34</b>	<b>132</b>	<b>3.9</b>	<b>34</b>	<b>0</b>

RECEIVING	NO	YDS	AVG	LG	TD
Wan'Dale Robinson	8	62	7.8	13	0
Darren Waller	5	43	8.6	20	0
Darius Slayton	4	69	17.3	31	0
Saquon Barkley	4	5	1.3	3	0
Jalin Hyatt	3	21	7.0	12	0
<b>TOTAL</b>	<b>24</b>	<b>200</b>	<b>8.3</b>	<b>31</b>	<b>0</b>

TOP DEFENSE	TOT	SOLO	AST	SCK	YDS	INT
Bobby Okereke	11	8	3	0.0	0.0	0
Micah McFadden	7	3	4	0.0	0.0	1
Adoree' Jackson	6	6	0	0.0	0.0	0

FIELD GOALS	FGM/FGA	PERCENT	RESULTS
Graham Gano	3-3	100.0	29G, 43G, 29G
<b>TOTAL</b>	<b>3-3</b>	<b>100.0</b>	

## SCORING DRIVES

TEAM	QTR	TIME	SCORING PLAY	NYG	BUF
Giants	1	03:19	G.Gano 29 yd. Field Goal (12-45, 6:01)	3	0
Giants	2	05:08	G.Gano 43 yd. Field Goal (9-34, 4:26)	6	0
Bills	4	14:54	D.Harty 3 yd. pass from J.Allen (T.Bass kick) (17-89, 9:58)	6	7
Giants	4	10:35	G.Gano 29 yd. Field Goal (9-79, 4:19)	9	7
Bills	4	03:48	Q.Morris 15 yd. pass from J.Allen (T.Bass kick) (12-75, 6:47)	9	14

# WEEK 7

MetLife Stadium



14-7



## NEW YORK GIANTS

PASSING	ATT	CP	YDS	SK/YD	TD	LG	INT	RTG
Tyrod Taylor	29	18	279	4/29	2	42	0	116.9
<b>TOTAL</b>	<b>29</b>	<b>18</b>	<b>279</b>	<b>4/29</b>	<b>2</b>	<b>42</b>	<b>0</b>	<b>116.9</b>

RUSHING	ATT	YDS	AVG	LG	TD
Saquon Barkley	21	77	3.7	12	0
Tyrod Taylor	8	25	3.1	20	0
Matt Breida	3	4	1.3	6	0
<b>TOTAL</b>	<b>32</b>	<b>106</b>	<b>3.3</b>	<b>20</b>	<b>0</b>

RECEIVING	NO	YDS	AVG	LG	TD
Darren Waller	7	98	14.0	27	1
Saquon Barkley	3	41	13.7	32	1
Jalin Hyatt	2	75	37.5	42	0
Isaiah Hodgins	2	13	6.5	8	0
Wan'Dale Robinson	1	22	22.0	22	0
Darius Slayton	1	22	22.0	22	0
Matt Breida	1	5	5.0	5	0
Sterling Shepard	1	3	3.0	3	0
<b>TOTAL</b>	<b>18</b>	<b>279</b>	<b>15.5</b>	<b>42</b>	<b>2</b>

TOP DEFENSE	TOT	SOLO	AST	SCK	YDS	INT
Bobby Okereke	11	7	4	0.0	0.0	0
Deonte Banks	7	5	2	0.0	0.0	1
Jason Pinnock	6	4	2	1.0	8.0	0

FIELD GOALS	FGM/FGA	PERCENT	RESULTS
Graham Gano	0-1	0.0	42WR
<b>TOTAL</b>	<b>0-1</b>	<b>0.0</b>	

## WASHINGTON COMMANDERS

PASSING	ATT	CP	YDS	SK/YD	TD	LG	INT	RTG
Sam Howell	42	22	249	6/52	0	31	1	60.5
<b>TOTAL</b>	<b>42</b>	<b>22</b>	<b>249</b>	<b>6/52</b>	<b>0</b>	<b>31</b>	<b>1</b>	<b>60.5</b>

RUSHING	ATT	YDS	AVG	LG	TD
Chris Rodriguez Jr.	7	31	4.4	9	0
Brian Robinson Jr.	8	23	2.9	6	1
Sam Howell	2	15	7.5	11	0
Antonio Gibson	2	7	3.5	6	0
<b>TOTAL</b>	<b>19</b>	<b>76</b>	<b>4.0</b>	<b>11</b>	<b>1</b>

RECEIVING	NO	YDS	AVG	LG	TD
Terry McLaurin	6	90	15.0	31	0
Jahan Dotson	5	43	8.6	10	0
Logan Thomas	4	51	12.8	15	0
Curtis Samuel	4	25	6.3	18	0
Antonio Gibson	2	24	12.0	12	0
Byron Pringle	1	16	16.0	16	0
<b>TOTAL</b>	<b>22</b>	<b>249</b>	<b>11.3</b>	<b>31</b>	<b>0</b>

TOP DEFENSE	TOT	SOLO	AST	SCK	YDS	INT
David Mayo	9	7	2	0.0	0.0	0
Montez Sweat	7	3	4	1.0	4.0	0
Jamin Davis	7	2	5	0.0	0.0	0

FIELD GOALS	FGM/FGA	PERCENT	RESULTS
Joey Slye	0-1	0.0	27B
<b>TOTAL</b>	<b>0-1</b>	<b>0.0</b>	

## SCORING DRIVES

TEAM	QTR	TIME	SCORING PLAY	WAS	NYG
Giants	2	14:18	D.Waller 15 yd. pass from T.Taylor (G.Gano kick) (8-88, 4:33)	0	7
Giants	2	08:56	S.Barkley 32 yd. pass from T.Taylor (G.Gano kick) (2-48, 0:38)	0	14
Commanders	3	10:21	B.Robinson 4 yd. run (J.Slye kick) (6-21, 2:48)	7	14

# WEEK 8

MetLife Stadium



13-10



## NEW YORK JETS

PASSING	ATT	CP	YDS	SK/YD	TD	LG	INT	RTG
Zach Wilson	36	17	240	4/47	1	50†	0	78.5
<b>TOTAL</b>	<b>36</b>	<b>17</b>	<b>240</b>	<b>4/47</b>	<b>1</b>	<b>50†</b>	<b>0</b>	<b>78.5</b>

RUSHING	ATT	YDS	AVG	LG	TD
Zach Wilson	4	25	6.3	17	0
Breece Hall	12	17	1.4	5	0
Garrett Wilson	1	6	6.0	6	0
Dalvin Cook	2	5	2.5	4	0
Xavier Gipson	1	3	3.0	3	0
Michael Carter	2	2	1.0	1	0
<b>TOTAL</b>	<b>22</b>	<b>58</b>	<b>2.6</b>	<b>17</b>	<b>0</b>

RECEIVING	NO	YDS	AVG	LG	TD
Garrett Wilson	7	100	14.3	29	0
Breece Hall	6	76	12.7	50†	1
Allenazard	3	45	15.0	29	0
C.J. Uzomah	1	19	19.0	19	0
<b>TOTAL</b>	<b>17</b>	<b>240</b>	<b>14.1</b>	<b>50†</b>	<b>1</b>

TOP DEFENSE	TOT	SOLO	AST	SCK	YDS	INT
C.J. Mosley	12	7	5	0.5	1.5	0
Quincy Williams	11	8	3	0.0	0.0	0
Tony Adams	10	7	3	0.0	0.0	0

FIELD GOALS	FGM/FGA	PERCENT	RESULTS
Greg Zuerlein	2-2	100.0	35G, 33G
<b>TOTAL</b>	<b>2-2</b>	<b>100.0</b>	

## NEW YORK GIANTS

PASSING	ATT	CP	YDS	SK/YD	TD	LG	INT	RTG
Tyrod Taylor	7	4	8	2/7	0	4	0	62.2
Tommy DeVito	7	2	-1	2/9	0	0	0	39.6
<b>TOTAL</b>	<b>14</b>	<b>6</b>	<b>7</b>	<b>4/16</b>	<b>0</b>	<b>4</b>	<b>0</b>	<b>50.3</b>

RUSHING	ATT	YDS	AVG	LG	TD
Saquon Barkley	36	128	3.6	34	0
Tyrod Taylor	5	33	6.6	17	0
Wan'Dale Robinson	2	17	8.5	10	0
Matt Breida	5	13	2.6	6	0
Tommy DeVito	4	12	3.0	6†	1
<b>TOTAL</b>	<b>52</b>	<b>203</b>	<b>3.9</b>	<b>34</b>	<b>1</b>

RECEIVING	NO	YDS	AVG	LG	TD
Saquon Barkley	3	0	0.0	1	0
Matt Breida	1	4	4.0	4	0
Darren Waller	1	4	4.0	4	0
Darius Slayton	1	-1	-1.0	-1	0
<b>TOTAL</b>	<b>6</b>	<b>7</b>	<b>1.2</b>	<b>4</b>	<b>0</b>

TOP DEFENSE	TOT	SOLO	AST	SCK	YDS	INT
Bobby Okereke	9	7	2	0.0	0.0	0
Kayvon Thibodeaux	9	6	3	3.0	41.0	0
Xavier McKinney	5	4	1	0.0	0.0	0

FIELD GOALS	FGM/FGA	PERCENT	RESULTS
Graham Gano	1-3	33.3	31G, 47WL, 35WL
<b>TOTAL</b>	<b>1-3</b>	<b>33.0</b>	

## SCORING DRIVES

TEAM	QTR	TIME	SCORING PLAY	NYJ	NYG
Giants	1	12:07	G.Gano 31 yd. Field Goal (4-6, 1:26)	0	3
Jets	1	01:06	Bre.Hall 50 yd. pass from Z.Wilson (G.Zuerlein kick) (1-50, 0:12)	7	3
Giants	3	08:59	T.DeVito 6 yd. run (G.Gano kick) (11-75, 6:01)	7	10
Jets	4	00:00	G.Zuerlein 35 yd. Field Goal (4-58, 0:24)	10	10
Jets	OT	06:09	G.Zuerlein 33 yd. Field Goal (6-46, 2:02)	13	10



# WEEK 9

Allegiant Stadium



30-6



## LAS VEGAS RAIDERS

PASSING	ATT	CP	YDS	SK/YD	TD	LG	INT	RTG
Aidan O'Connell	25	16	209	0/0	0	50	0	90.2
<b>TOTAL</b>	<b>25</b>	<b>16</b>	<b>209</b>	<b>0/0</b>	<b>0</b>	<b>50</b>	<b>0</b>	<b>90.3</b>

RUSHING	ATT	YDS	AVG	LG	TD
Josh Jacobs	26	98	3.8	15	2
Jakobi Meyers	1	17	17.0	17	1
Ameer Abdullah	2	8	4.0	5	0
Tre Tucker	1	4	4.0	4	0
Zamir White	4	-2	-0.5	5	0
<b>TOTAL</b>	<b>34</b>	<b>125</b>	<b>3.7</b>	<b>17</b>	<b>3</b>

RECEIVING	NO	YDS	AVG	LG	TD
Davante Adams	4	34	8.5	12	0
Tre Tucker	2	52	26.0	50	0
Jakobi Meyers	2	38	19.0	24	0
Hunter Renfrow	2	32	16.0	19	0
Ameer Abdullah	2	17	8.5	11	0
Michael Mayer	2	11	5.5	7	0
DeAndre Carter	1	15	15.0	15	0
Austin Hooper	1	10	10.0	10	0
<b>TOTAL</b>	<b>16</b>	<b>209</b>	<b>13.1</b>	<b>50</b>	<b>0</b>

TOP DEFENSE	TOT	SOLO	AST	SCK	YDS	INT
Robert Spillane	9	5	4	0.5	4.0	0
Maxx Crosby	8	6	2	3.0	12.0	0
Nate Hobbs	7	3	4	0.0	0.0	1

FIELD GOALS	FGM/FGA	PERCENT	RESULTS
Daniel Carlson	3-3	100.0	24G, 46G, 41G
<b>TOTAL</b>	<b>3-3</b>	<b>100.0</b>	

## NEW YORK GIANTS

PASSING	ATT	CP	YDS	SK/YD	TD	LG	INT	RTG
Tommy DeVito	20	15	175	6/29	1	34	2	78.1
Daniel Jones	9	4	25	2/17	0	9	0	51.6
<b>TOTAL</b>	<b>29</b>	<b>19</b>	<b>200</b>	<b>8/46</b>	<b>1</b>	<b>34</b>	<b>2</b>	<b>68.2</b>

RUSHING	ATT	YDS	AVG	LG	TD
Saquon Barkley	16	90	5.6	26	0
Tommy DeVito	4	17	4.3	5	0
Daniel Jones	2	9	4.5	9	0
Matt Breida	2	5	2.5	3	0
Deon Jackson	1	2	2.0	2	0
<b>TOTAL</b>	<b>25</b>	<b>123</b>	<b>4.9</b>	<b>26</b>	<b>0</b>

RECEIVING	NO	YDS	AVG	LG	TD
Darius Slayton	4	59	14.8	34	0
Wan'Dale Robinson	4	35	8.8	12	1
Daniel Bellinger	3	43	14.3	23	0
Saquon Barkley	3	23	7.7	12	0
Jalin Hyatt	2	19	9.5	13	0
Parris Campbell	2	15	7.5	10	0
Matt Breida	1	6	6.0	6	0
<b>TOTAL</b>	<b>19</b>	<b>200</b>	<b>10.5</b>	<b>34</b>	<b>1</b>

TOP DEFENSE	TOT	SOLO	AST	SCK	YDS	INT
Xavier McKinney	10	7	3	0.0	0.0	0
Deonte Banks	7	4	3	0.0	0.0	0
Bobby Okereke	7	3	4	0.0	0.0	0

FIELD GOALS	FGM/FGA	PERCENT	RESULTS
			No Field Goals

## SCORING DRIVES

TEAM	QTR	TIME	SCORING PLAY	NYG	LV
Raiders	1	09:45	J.Meyers 17 yd. run (D.Carlson kick) (6-67, 3:50)	0	7
Raiders	2	05:06	J.Jacobs 2 yd. run (D.Carlson kick) (8-65, 4:02)	0	14
Raiders	2	01:57	J.Jacobs 1 yd. run (D.Carlson kick) (4-60, 1:39)	0	21
Raiders	2	00:04	D.Carlson 24 yd. Field Goal (6-20, 1:41)	0	24
Raiders	3	08:23	D.Carlson 46 yd. Field Goal (14-47, 6:37)	0	27
Giants	4	14:11	W.Robinson 9 yd. pass from T.DeVito (pass failed) (11-84, 5:53)	6	27
Raiders	4	09:29	D.Carlson 41 yd. Field Goal (4-5, 0:53)	6	30

# WEEK 10

AT&T Stadium



49-17



## DALLAS COWBOYS

PASSING	ATT	CP	YDS	SK/YD	TD	LG	INT	RTG
Dak Prescott	35	26	404	0/0	4	41t	1	138.3
Cooper Rush	9	7	68	0/0	0	29	1	58.6
<b>TOTAL</b>	<b>44</b>	<b>33</b>	<b>472</b>	<b>0/0</b>	<b>4</b>	<b>41T</b>	<b>2</b>	<b>120.6</b>

RUSHING	ATT	YDS	AVG	LG	TD
Rico Dowdle	12	79	6.6	21	1
Tony Pollard	15	55	3.7	15	0
Dak Prescott	2	17	8.5	10t	1
CeeDee Lamb	1	14	14.0	14t	1
Cooper Rush	2	5	2.5	6	0
Deuce Vaughn	1	-2	-2.0	-2	0
<b>TOTAL</b>	<b>33</b>	<b>168</b>	<b>5.1</b>	<b>21</b>	<b>3</b>

RECEIVING	NO	YDS	AVG	LG	TD
CeeDee Lamb	11	151	13.7	30	1
Brandin Cooks	9	173	19.2	37	1
Jalen Brooks	4	39	9.8	14	0
Jake Ferguson	4	26	6.5	16	1
Michael Gallup	2	70	35.0	41t	1
Jalen Tolbert	2	2	1.0	4	0
Deuce Vaughn	1	11	11.0	11	0
<b>TOTAL</b>	<b>33</b>	<b>472</b>	<b>14.3</b>	<b>41T</b>	<b>4</b>

TOP DEFENSE	TOT	SOLO	AST	SCK	YDS	INT
DaRon Bland	4	3	1	0.0	0.0	1
Damone Clark	4	3	1	0.0	0.0	0
Donovan Wilson	4	3	1	0.0	0.0	0

FIELD GOALS	FGM/FGA	PERCENT	RESULTS
			No Field Goals

## NEW YORK GIANTS

PASSING	ATT	CP	YDS	SK/YD	TD	LG	INT	RTG
Tommy DeVito	27	14	86	5/25	2	26	1	67.8
<b>TOTAL</b>	<b>27</b>	<b>14</b>	<b>86</b>	<b>5/25</b>	<b>2</b>	<b>26</b>	<b>1</b>	<b>67.8</b>

RUSHING	ATT	YDS	AVG	LG	TD
Saquon Barkley	13	66	5.1	21	0
Tommy DeVito	7	41	5.9	19	0
Matt Breida	1	3	3.0	3	0
Jashaun Corbin	1	1	1.0	1	0
Wan'Dale Robinson	1	0	0.0	0	0
<b>TOTAL</b>	<b>23</b>	<b>111</b>	<b>4.8</b>	<b>21</b>	<b>0</b>

RECEIVING	NO	YDS	AVG	LG	TD
Darius Slayton	3	21	7.0	9	0
Jashaun Corbin	3	12	4.0	7	0
Daniel Bellinger	2	34	17.0	26	0
Wan'Dale Robinson	2	6	3.0	6	0
Lawrence Cager	1	10	10.0	10t	1
Parris Campbell	1	6	6.0	6	0
Sterling Shepard	1	2	2.0	2t	1
Saquon Barkley	1	-5	-5.0	-5	0
<b>TOTAL</b>	<b>14</b>	<b>86</b>	<b>6.1</b>	<b>26</b>	<b>2</b>

TOP DEFENSE	TOT	SOLO	AST	SCK	YDS	INT
Bobby Okereke	11	7	4	0.0	0.0	0
Xavier McKinney	10	8	2	0.0	0.0	0
Jason Pinnock	9	7	2	0.0	0.0	0

FIELD GOALS	FGM/FGA	PERCENT	RESULTS
Randy Bullock	1-1	100.0	40G
<b>TOTAL</b>	<b>1-1</b>	<b>100.0</b>	

## SCORING DRIVES

TEAM	QTR	TIME	SCORING PLAY	NYG	DAL
Cowboys	1	03:38	C.Lamb 14 yd. run (B.Aubrey kick) (5-46, 1:41)	0	7
Cowboys	2	08:48	J.Ferguson 1 yd. pass from D.Prescott (B.Aubrey kick) (8-96, 4:35)	0	14
Cowboys	2	03:48	B.Cooks 10 yd. pass from D.Prescott (B.Aubrey kick) (6-54, 2:48)	0	21
Cowboys	2	00:16	D.Prescott 10 yd. run (B.Aubrey kick) (7-85, 2:31)	0	28
Giants	3	08:07	L.Cager 10 yd. pass from T.DeVito (R.Bullock kick) (7-91, 3:29)	7	28
Cowboys	3	04:40	M.Gallup 41 yd. pass from D.Prescott (B.Aubrey kick) (6-86, 3:27)	7	35
Cowboys	3	01:29	C.Lamb 12 yd. pass from D.Prescott (B.Aubrey kick) (8-77, 3:04)	7	42
Giants	4	08:54	R.Bullock 40 yd. Field Goal (5-5, 2:02)	10	42
Cowboys	4	02:14	R.Dowdle 1 yd. run (B.Aubrey kick) (11-75, 6:40)	10	49
Giants	4	00:06	S.Shepard 2 yd. pass from T.DeVito (R.Bullock kick) (14-75, 2:08)	17	49

# WEEK 11

FedExField



31-19



## NEW YORK GIANTS

PASSING	ATT	CP	YDS	SK/YD	TD	LG	INT	RTG
Tommy DeVito	26	18	246	9/45	3	40t	0	137.7
<b>TOTAL</b>	<b>26</b>	<b>18</b>	<b>246</b>	<b>9/45</b>	<b>3</b>	<b>40T</b>	<b>0</b>	<b>137.7</b>

RUSHING	ATT	YDS	AVG	LG	TD
Saquon Barkley	14	83	5.9	36	0
Tommy DeVito	1	7	7.0	7	0
Wan'Dale Robinson	1	2	2.0	2	0
Matt Breida	3	-1	-0.3	3	0
<b>TOTAL</b>	<b>19</b>	<b>91</b>	<b>4.8</b>	<b>36</b>	<b>0</b>

RECEIVING	NO	YDS	AVG	LG	TD
Darius Slayton	4	82	20.5	40t	1
Saquon Barkley	4	57	14.3	24t	2
Daniel Bellinger	3	38	12.7	26	0
Wan'Dale Robinson	3	35	11.7	21	0
Isaiah Hodgins	2	22	11.0	16	0
Jalin Hyatt	1	7	7.0	7	0
Sterling Shepard	1	5	5.0	5	0
<b>TOTAL</b>	<b>18</b>	<b>246</b>	<b>13.7</b>	<b>40T</b>	<b>3</b>

TOP DEFENSE	TOT	SOLO	AST	SCK	YDS	INT
Bobby Okereke	14	6	8	0.0	0.0	0
Xavier McKinney	13	8	5	0.0	0.0	0
Micah McFadden	8	5	3	0.0	0.0	0

FIELD GOALS	FGM/FGA	PERCENT	RESULTS
Randy Bullock	1-1	100.0	36G
<b>TOTAL</b>	<b>1-1</b>	<b>100.0</b>	

## WASHINGTON COMMANDERS

PASSING	ATT	CP	YDS	SK/YD	TD	LG	INT	RTG
Sam Howell	45	31	256	4/26	1	29	3	62.8
<b>TOTAL</b>	<b>45</b>	<b>31</b>	<b>256</b>	<b>4/26</b>	<b>1</b>	<b>29</b>	<b>3</b>	<b>62.8</b>

RUSHING	ATT	YDS	AVG	LG	TD
Brian Robinson Jr.	17	73	4.3	18	0
Chris Rodriguez Jr.	6	43	7.2	16	0
Sam Howell	3	35	11.7	20	1
Derrick Gore	2	23	11.5	23	0
<b>TOTAL</b>	<b>28</b>	<b>174</b>	<b>6.2</b>	<b>23</b>	<b>1</b>

RECEIVING	NO	YDS	AVG	LG	TD
Brian Robinson Jr.	7	59	8.4	21	0
Logan Thomas	5	58	11.6	29	0
Terry McLaurin	5	43	8.6	11	0
Jahan Dotson	3	23	7.7	12	1
Byron Pringle	3	22	7.3	14	0
John Bates	2	15	7.5	8	0
Jamison Crowder	2	12	6.0	7	0
Dyami Brown	1	7	7.0	7	0
Cole Turner	1	7	7.0	7	0
Chris Rodriguez Jr.	1	5	5.0	5	0
Curtis Samuel	1	5	5.0	5	0
<b>TOTAL</b>	<b>31</b>	<b>256</b>	<b>8.3</b>	<b>29</b>	<b>1</b>

TOP DEFENSE	TOT	SOLO	AST	SCK	YDS	INT
Percy Butler	7	5	2	0.0	0.0	0
Jamin Davis	7	5	2	1.0	7.0	0
Kamren Curl	7	4	3	0.0	0.0	0

FIELD GOALS	FGM/FGA	PERCENT	RESULTS
Joey Slye	2-2	100.0	23G, 42G
<b>TOTAL</b>	<b>2-2</b>	<b>100.0</b>	

## SCORING DRIVES

TEAM	QTR	TIME	SCORING PLAY	NYG	WAS
Giants	1	06:29	S.Barkley 24 yd. pass from T.DeVito (R.Bullock kick) (4-45, 1:10)	7	0
Commanders	1	02:12	J.Slye 23 yd. Field Goal (9-70, 4:17)	7	3
Giants	2	05:58	D.Slayton 40 yd. pass from T.DeVito (R.Bullock kick) (6-62, 2:45)	14	3
Commanders	2	01:30	S.Howell 7 yd. run (kick failed, wr) (12-75, 4:26)	14	9
Commanders	3	05:43	J.Slye 42 yd. Field Goal (13-68, 7:37)	14	12
Giants	4	13:32	S.Barkley 5 yd. pass from T.DeVito (R.Bullock kick) (5-68, 2:10)	21	12
Giants	4	06:48	R.Bullock 36 yd. Field Goal (7-46, 4:23)	24	12
Commanders	4	02:16	J.Dotson 8 yd. pass from S.Howell (J.Slye kick) (12-75, 4:32)	24	19
Giants	4	00:16	I.Simmons 54 yd. interception return (R.Bullock kick)	31	19

# WEEK 12

MetLife Stadium



10-7



## NEW YORK GIANTS

PASSING	ATT	CP	YDS	SK/YD	TD	LG	INT	RTG
Tommy DeVito	25	17	191	6/29	1	41	0	103.9
<b>TOTAL</b>	<b>25</b>	<b>17</b>	<b>191</b>	<b>6/29</b>	<b>1</b>	<b>41</b>	<b>0</b>	<b>103.9</b>

RUSHING	ATT	YDS	AVG	LG	TD
Saquon Barkley	12	46	3.8	19	0
Tommy DeVito	5	6	1.2	5	0
Matt Breida	2	6	3.0	6	0
<b>TOTAL</b>	<b>19</b>	<b>58</b>	<b>3.1</b>	<b>19</b>	<b>0</b>

RECEIVING	NO	YDS	AVG	LG	TD
Jalin Hyatt	5	109	21.8	41	0
Wan'Dale Robinson	4	26	6.5	11	0
Darius Slayton	2	16	8.0	9	0
Isaiah Hodgins	1	12	12.0	12	1
Matt Breida	1	10	10.0	10	0
Daniel Bellinger	1	8	8.0	8	0
Saquon Barkley	1	6	6.0	6	0
Sterling Shepard	1	6	6.0	6	0
Parris Campbell	1	-2	-2.0	-2	0
<b>TOTAL</b>	<b>17</b>	<b>191</b>	<b>11.2</b>	<b>41</b>	<b>1</b>

TOP DEFENSE	TOT	SOLO	AST	SCK	YDS	INT
Xavier McKinney	10	4	6	0.0	0.0	1
Bobby Okereke	8	7	1	0.0	0.0	1
Adoree' Jackson	8	5	3	0.0	0.0	0

FIELD GOALS	FGM/FGA	PERCENT	RESULTS
Randy Bullock	1-1	100.0	42G
<b>TOTAL</b>	<b>1-1</b>	<b>100.0</b>	

## NEW ENGLAND PATRIOTS

PASSING	ATT	CP	YDS	SK/YD	TD	LG	INT	RTG
Mac Jones	21	12	89	1/0	0	19	2	27.8
Bailey Zappe	14	9	54	1/7	0	15	1	42.0
<b>TOTAL</b>	<b>35</b>	<b>21</b>	<b>143</b>	<b>2/7</b>	<b>0</b>	<b>19</b>	<b>3</b>	<b>33.4</b>

RUSHING	ATT	YDS	AVG	LG	TD
Rhamondre Stevenson	21	98	4.7	15	1
Ezekiel Elliott	9	46	5.1	13	0
Tyquan Thornton	1	3	3.0	3	0
<b>TOTAL</b>	<b>31</b>	<b>147</b>	<b>4.7</b>	<b>15</b>	<b>1</b>

RECEIVING	NO	YDS	AVG	LG	TD
Demario Douglas	6	49	8.2	14	0
Rhamondre Stevenson	5	9	1.8	7	0
DeVante Parker	3	42	14.0	19	0
Tyquan Thornton	2	19	9.5	15	0
JuJu Smith-Schuster	2	10	5.0	5	0
Ezekiel Elliott	2	6	3.0	5	0
Kayshon Boutte	1	8	8.0	8	0
<b>TOTAL</b>	<b>21</b>	<b>143</b>	<b>6.8</b>	<b>19</b>	<b>0</b>

TOP DEFENSE	TOT	SOLO	AST	SCK	YDS	INT
J.C. Jackson	6	6	0	0.0	0.0	0
Keion White	5	3	2	1.0	9.0	0
Myles Bryant	4	4	0	0.0	0.0	0

FIELD GOALS	FGM/FGA	PERCENT	RESULTS
Chad Ryland	0-1	0.0	35WL
<b>TOTAL</b>	<b>0-1</b>	<b>0.0</b>	

## SCORING DRIVES

TEAM	QTR	TIME	SCORING PLAY	NE	NYG
Giants	2	01:53	I.Hodgins 12 yd. pass from T.DeVito (R.Bullock kick) (6-26, 2:34)	0	7
Patriots	3	08:02	R.Stevenson 7 yd. run (C.Ryland kick) (11-60, 6:58)	7	7
Giants	4	08:10	R.Bullock 42 yd. Field Goal (7-8, 4:21)	7	10



# WEEK 14

MetLife Stadium



24-22



## NEW YORK GIANTS

PASSING	ATT	CP	YDS	SK/YD	TD	LG	INT	RTG
Tommy DeVito	21	17	158	0/0	1	32	0	113.9
<b>TOTAL</b>	<b>21</b>	<b>17</b>	<b>158</b>	<b>0/0</b>	<b>1</b>	<b>32</b>	<b>0</b>	<b>113.9</b>

RUSHING	ATT	YDS	AVG	LG	TD
Saquon Barkley	20	86	4.3	34	2
Tommy DeVito	10	71	7.1	26	0
Wan'Dale Robinson	2	36	18.0	32	0
Matt Breida	2	16	8.0	9	0
<b>TOTAL</b>	<b>34</b>	<b>209</b>	<b>6.1</b>	<b>34</b>	<b>2</b>

RECEIVING	NO	YDS	AVG	LG	TD
Wan'Dale Robinson	6	79	13.2	32	0
Saquon Barkley	3	15	5.0	7	0
Isaiah Hodgins	2	22	11.0	14	1
Daniel Bellinger	2	15	7.5	9	0
Darius Slayton	2	14	7.0	9	0
Jalin Hyatt	2	13	6.5	8	0
<b>TOTAL</b>	<b>17</b>	<b>158</b>	<b>9.3</b>	<b>32</b>	<b>1</b>

TOP DEFENSE	TOT	SOLO	AST	SCK	YDS	INT
Deonte Banks	12	9	3	0.0	0.0	0
A'Shawn Robinson	8	4	4	0.0	0.0	0
Kayvon Thibodeaux	8	1	7	0.5	2.5	0

FIELD GOALS	FGM/FGA	PERCENT	RESULTS
Randy Bullock	1-2	50.0	48WR, 37G
<b>TOTAL</b>	<b>1-2</b>	<b>50.0</b>	

## GREEN BAY PACKERS

PASSING	ATT	CP	YDS	SK/YD	TD	LG	INT	RTG
Jordan Love	39	25	218	2/15	1	43	1	76.7
<b>TOTAL</b>	<b>39</b>	<b>25</b>	<b>218</b>	<b>2/15</b>	<b>1</b>	<b>43</b>	<b>1</b>	<b>76.7</b>

RUSHING	ATT	YDS	AVG	LG	TD
AJ Dillon	15	53	3.5	8	0
Jayden Reed	4	38	9.5	20	1
Patrick Taylor	4	30	7.5	14	0
Jordan Love	2	2	1.0	2	0
<b>TOTAL</b>	<b>25</b>	<b>123</b>	<b>4.9</b>	<b>20</b>	<b>1</b>

RECEIVING	NO	YDS	AVG	LG	TD
Jayden Reed	8	27	3.4	8	0
Tucker Kraft	4	64	16.0	43	0
Romeo Doubs	4	32	8.0	14	0
AJ Dillon	2	25	12.5	35	0
Patrick Taylor	2	22	11.0	16	0
Samori Toure	2	22	11.0	16	0
Dontayvion Wicks	2	20	10.0	19	0
Malik Heath	1	6	6.0	6t	1
<b>TOTAL</b>	<b>25</b>	<b>218</b>	<b>8.7</b>	<b>43</b>	<b>1</b>

TOP DEFENSE	TOT	SOLO	AST	SCK	YDS	INT
Darnell Savage	7	6	1	0.0	0.0	0
Isaiah McDuffie	7	5	2	0.0	0.0	0
De'Vondre Campbell	6	4	2	0.0	0.0	0

FIELD GOALS	FGM/FGA	PERCENT	RESULTS
Anders Carlson	3-4	75.0	36G, 32G, 45WL, 48G
<b>TOTAL</b>	<b>3-4</b>	<b>75.0</b>	

## SCORING DRIVES

TEAM	QTR	TIME	SCORING PLAY	GB	NYG
Packers	1	01:01	J.Reed 16 yd. run (A.Carlson kick) (7-62, 3:51)	7	0
Giants	2	11:55	S.Barkley 5 yd. run (R.Bullock kick) (8-75, 4:06)	7	7
Packers	2	00:13	A.Carlson 36 yd. Field Goal (10-65, 2:32)	10	7
Giants	3	11:22	S.Barkley 1 yd. run (R.Bullock kick) (3-31, 1:30)	10	14
Packers	3	07:31	A.Carlson 32 yd. Field Goal (4-0, 1:34)	13	14
Giants	3	01:28	I.Hodgins 8 yd. pass from T.DeVito (R.Bullock kick) (10-75, 6:03)	13	21
Packers	4	05:30	A.Carlson 48 yd. Field Goal (7-54, 3:29)	16	21
Packers	4	01:33	M.Heath 6 yd. pass from J.Love (run failed) (9-36, 2:01)	22	21
Giants	4	00:00	R.Bullock 37 yd. Field Goal (8-57, 1:33)	22	24

# WEEK 15

Caesars Superdome



24-6



## NEW ORLEANS SAINTS

PASSING	ATT	CP	YDS	SK/YD	TD	LG	INT	RTG
Derek Carr	28	23	218	1/9	3	23t	0	134.8
Taysom Hill	1	0	0	0/0	0	0	0	39.6
<b>TOTAL</b>	<b>29</b>	<b>23</b>	<b>218</b>	<b>1/9</b>	<b>3</b>	<b>23T</b>	<b>0</b>	<b>132.5</b>

RUSHING	ATT	YDS	AVG	LG	TD
Alvin Kamara	16	66	4.1	15	0
Jamaal Williams	8	24	3.0	8	0
Taysom Hill	1	1	1.0	1	0
Derek Carr	3	-4	-1.3	-1	0
<b>TOTAL</b>	<b>28</b>	<b>87</b>	<b>3.1</b>	<b>15</b>	<b>0</b>

RECEIVING	NO	YDS	AVG	LG	TD
Alvin Kamara	5	44	8.8	17	0
Rashid Shaheed	3	36	12.0	19	0
Lynn Bowden Jr.	3	31	10.3	17	0
Foster Moreau	3	13	4.3	8	0
Juwan Johnson	2	38	19.0	23t	1
A.T. Perry	2	34	17.0	18	0
Jimmy Graham	2	9	4.5	8	1
Keith Kirkwood	1	7	7.0	7t	1
Taysom Hill	1	4	4.0	4	0
Jamaal Williams	1	2	2.0	2	0
<b>TOTAL</b>	<b>23</b>	<b>218</b>	<b>9.5</b>	<b>23T</b>	<b>3</b>

TOP DEFENSE	TOT	SOLO	AST	SCK	YDS	INT
Demario Davis	10	8	2	1.0	8.0	0
Tanoh Kpassagnon	6	5	1	3.0	20.0	0
Alontae Taylor	6	4	2	0.0	0.0	0

FIELD GOALS	FGM/FGA	PERCENT	RESULTS
Blake Grupe	1-1	100.0	50G
<b>TOTAL</b>	<b>1-1</b>	<b>100.0</b>	

## NEW YORK GIANTS

PASSING	ATT	CP	YDS	SK/YD	TD	LG	INT	RTG
Tommy DeVito	34	20	177	7/57	0	33	0	72.8
Tyrod Taylor	4	2	13	0/0	0	8	0	57.3
<b>TOTAL</b>	<b>38</b>	<b>22</b>	<b>190</b>	<b>7/57</b>	<b>0</b>	<b>33</b>	<b>0</b>	<b>71.2</b>

RUSHING	ATT	YDS	AVG	LG	TD
Tommy DeVito	4	36	9.0	14	0
Saquon Barkley	9	14	1.6	4	0
Matt Breida	3	10	3.3	5	0
<b>TOTAL</b>	<b>16</b>	<b>60</b>	<b>3.8</b>	<b>14</b>	<b>0</b>

RECEIVING	NO	YDS	AVG	LG	TD
Darius Slayton	4	63	15.8	33	0
Darren Waller	4	40	10.0	29	0
Wan'Dale Robinson	4	25	6.3	13	0
Eric Gray	3	6	2.0	3	0
Saquon Barkley	2	23	11.5	17	0
Daniel Bellinger	2	13	6.5	8	0
Matt Breida	2	11	5.5	8	0
Lawrence Cager	1	9	9.0	9	0
<b>TOTAL</b>	<b>22</b>	<b>190</b>	<b>8.6</b>	<b>33</b>	<b>0</b>

TOP DEFENSE	TOT	SOLO	AST	SCK	YDS	INT
Jason Pinnock	8	7	1	1.0	9.0	0
A'Shawn Robinson	8	7	1	0.0	0.0	0
Micah McFadden	6	5	1	0.0	0.0	0

FIELD GOALS	FGM/FGA	PERCENT	RESULTS
Jamie Gillan	1-1	100.0	40G
Randy Bullock	1-1	100.0	56G
<b>TOTAL</b>	<b>2-2</b>	<b>100.0</b>	

## SCORING DRIVES

TEAM	QTR	TIME	SCORING PLAY	NYG	NO
Giants	1	10:00	R.Bullock 56 yd. Field Goal (9-37, 5:00)	3	0
Saints	1	00:29	K.Kirkwood 7 yd. pass from D.Carr (B.Grupe kick) (11-68, 6:35)	3	7
Giants	2	00:00	J.Gillan 40 yd. Field Goal (13-39, 2:55)	6	7
Saints	3	08:39	J.Johnson 23 yd. pass from D.Carr (B.Grupe kick) (10-68, 6:21)	6	14
Saints	3	04:17	B.Grupe 50 yd. Field Goal (5-25, 2:03)	6	17
Saints	4	10:47	J.Graham 1 yd. pass from D.Carr (B.Grupe kick) (11-65, 7:02)	6	24

# WEEK 16

Lincoln Financial Field



33-25



## PHILADELPHIA EAGLES

PASSING	ATT	CP	YDS	SK/YD	TD	LG	INT	RTG
Jalen Hurts	38	24	301	1/6	1	36†	1	85.5
<b>TOTAL</b>	<b>38</b>	<b>24</b>	<b>301</b>	<b>1/6</b>	<b>1</b>	<b>36T</b>	<b>1</b>	<b>85.5</b>

RUSHING	ATT	YDS	AVG	LG	TD
D'Andre Swift	20	92	4.6	17	1
Kenneth Gainwell	6	41	6.8	22	0
Jalen Hurts	8	34	4.3	16	1
Boston Scott	1	3	3.0	3	0
<b>TOTAL</b>	<b>35</b>	<b>170</b>	<b>4.9</b>	<b>22</b>	<b>2</b>

RECEIVING	NO	YDS	AVG	LG	TD
Dallas Goedert	7	71	10.1	21	0
A.J. Brown	6	80	13.3	32	0
DeVonta Smith	4	79	19.8	36†	1
Kenneth Gainwell	3	38	12.7	19	0
Grant Calcaterra	2	21	10.5	12	0
Britain Covey	1	7	7.0	7	0
Julio Jones	1	5	5.0	5	0
<b>TOTAL</b>	<b>24</b>	<b>301</b>	<b>12.5</b>	<b>36T</b>	<b>1</b>

TOP DEFENSE	TOT	SOLO	AST	SCK	YDS	INT
Shaquille Leonard	7	5	2	1.0	2.0	0
Reed Blankenship	6	4	2	0.0	0.0	0
Ben VanSumeren	6	2	4	0.0	0.0	0

FIELD GOALS	FGM/FGA	PERCENT	RESULTS
Jake Elliott	4-4	100.0	28G, 21G, 44G, 43G
<b>TOTAL</b>	<b>4-4</b>	<b>100.0</b>	

## NEW YORK GIANTS

PASSING	ATT	CP	YDS	SK/YD	TD	LG	INT	RTG
Tyrod Taylor	16	7	133	0/0	1	69†	1	68.0
Tommy DeVito	16	9	55	1/2	0	14	0	63.3
<b>TOTAL</b>	<b>32</b>	<b>16</b>	<b>188</b>	<b>1/2</b>	<b>1</b>	<b>69T</b>	<b>1</b>	<b>65.6</b>

RUSHING	ATT	YDS	AVG	LG	TD
Saquon Barkley	23	80	3.5	12	1
Tyrod Taylor	2	21	10.5	15	0
Tommy DeVito	1	5	5.0	5	0
<b>TOTAL</b>	<b>26</b>	<b>106</b>	<b>4.1</b>	<b>15</b>	<b>1</b>

RECEIVING	NO	YDS	AVG	LG	TD
Daniel Bellinger	4	43	10.8	20	0
Darius Slayton	3	90	30.0	69†	1
Wan'Dale Robinson	3	16	5.3	8	0
Saquon Barkley	3	4	1.3	4	0
Darren Waller	2	32	16.0	20	0
Matt Breida	1	3	3.0	3	0
<b>TOTAL</b>	<b>16</b>	<b>188</b>	<b>11.8</b>	<b>69T</b>	<b>1</b>

TOP DEFENSE	TOT	SOLO	AST	SCK	YDS	INT
Bobby Okereke	10	8	2	0.0	0.0	0
Xavier McKinney	10	7	3	0.5	3.0	0
Deonte Banks	6	6	0	0.0	0.0	0

FIELD GOALS	FGM/FGA	PERCENT	RESULTS
Mason Crosby	1-1	100.0	52G
<b>TOTAL</b>	<b>1-1</b>	<b>100.0</b>	

## SCORING DRIVES

TEAM	QTR	TIME	SCORING PLAY	NYG	PHI
Eagles	1	12:24	J.Hurts 1 yd. run (J.Elliott kick) (2-13, 0:47)	0	7
Giants	1	08:04	M.Crosby 52 yd. Field Goal (10-41, 4:23)	3	7
Eagles	2	14:53	J.Elliott 28 yd. Field Goal (18-72, 8:11)	3	10
Eagles	2	11:44	D.Smith 36 yd. pass from J.Hurts (J.Elliott kick) (3-52, 1:08)	3	17
Eagles	2	00:00	J.Elliott 21 yd. Field Goal (11-72, 2:47)	3	20
Giants	3	13:41	S.Barkley 7 yd. run (M.Crosby kick) (3-14, 1:14)	10	20
Giants	3	00:09	A.Jackson 76 yd. interception return (S.Barkley run)	18	20
Eagles	4	11:05	D.Swift 5 yd. run (J.Elliott kick) (8-75, 4:02)	18	27
Eagles	4	06:04	J.Elliott 44 yd. Field Goal (7-32, 2:46)	18	30
Giants	4	05:22	D.Slayton 69 yd. pass from T.Taylor (M.Crosby kick) (2-75, 0:42)	25	30
Eagles	4	01:10	J.Elliott 43 yd. Field Goal (9-50, 4:12)	25	33

# WEEK 17

MetLife Stadium



26-25



## LOS ANGELES RAMS

PASSING	ATT	CP	YDS	SK/YD	TD	LG	INT	RTG
Matthew Stafford	34	24	317	4/31	1	80	2	85.0
<b>TOTAL</b>	<b>34</b>	<b>24</b>	<b>317</b>	<b>4/31</b>	<b>1</b>	<b>80</b>	<b>2</b>	<b>85.0</b>

RUSHING	ATT	YDS	AVG	LG	TD
Kyren Williams	20	87	4.4	28†	3
Puka Nacua	2	19	9.5	15	0
Matthew Stafford	1	-1	-1.0	-1	0
<b>TOTAL</b>	<b>23</b>	<b>105</b>	<b>4.6</b>	<b>28†</b>	<b>3</b>

RECEIVING	NO	YDS	AVG	LG	TD
Demarcus Robinson	6	92	15.3	37	0
Tyler Higbee	6	62	10.3	18	0
Puka Nacua	5	118	23.6	80	0
Cooper Kupp	4	27	6.8	8	1
Kyren Williams	2	14	7.0	9	0
Ronnie Rivers	1	4	4.0	4	0
<b>TOTAL</b>	<b>24</b>	<b>317</b>	<b>13.2</b>	<b>80</b>	<b>1</b>

TOP DEFENSE	TOT	SOLO	AST	SCK	YDS	INT
Ernest Jones IV	13	7	6	0.0	0.0	0
Jordan Fuller	8	7	1	0.0	0.0	1
Ahkello Witherspoon	7	4	3	0.0	0.0	0

FIELD GOALS	FGM/FGA	PERCENT	RESULTS
			No Field Goals

## NEW YORK GIANTS

PASSING	ATT	CP	YDS	SK/YD	TD	LG	INT	RTG
Tyrod Taylor	41	27	319	6/35	1	80†	1	87.3
<b>TOTAL</b>	<b>41</b>	<b>27</b>	<b>319</b>	<b>6/35</b>	<b>1</b>	<b>80†</b>	<b>1</b>	<b>87.3</b>

RUSHING	ATT	YDS	AVG	LG	TD
Tyrod Taylor	6	40	6.7	31	0
Saquon Barkley	12	39	3.3	13	0
Wan'Dale Robinson	1	24	24.0	24†	1
Eric Gray	1	2	2.0	2	0
<b>TOTAL</b>	<b>20</b>	<b>105</b>	<b>5.3</b>	<b>31</b>	<b>1</b>

RECEIVING	NO	YDS	AVG	LG	TD
Wan'Dale Robinson	6	55	9.2	20	0
Darren Waller	5	51	10.2	18	0
Darius Slayton	4	106	26.5	80†	1
Daniel Bellinger	4	39	9.8	18	0
Jalin Hyatt	3	25	8.3	18	0
Saquon Barkley	3	19	6.3	9	0
Isaiah Hodgins	1	18	18.0	18	0
Eric Gray	1	6	6.0	6	0
<b>TOTAL</b>	<b>27</b>	<b>319</b>	<b>11.8</b>	<b>80†</b>	<b>1</b>

TOP DEFENSE	TOT	SOLO	AST	SCK	YDS	INT
Bobby Okereke	9	2	7	1.5	11.0	0
Nick McCloud	8	6	2	0.0	0.0	0
Adoree' Jackson	7	5	2	0.0	0.0	0

FIELD GOALS	FGM/FGA	PERCENT	RESULTS
Mason Crosby	2-3	66.7	31G, 32G, 54WL
<b>TOTAL</b>	<b>2-3</b>	<b>66.0</b>	

## SCORING DRIVES

TEAM	QTR	TIME	SCORING PLAY	LAR	NYG
Rams	1	03:07	K.Williams 4 yd. run (L.Havrisik kick) (8-72, 4:27)	7	0
Giants	2	13:03	W.Robinson 24 yd. run (M.Crosby kick) (9-75, 5:04)	7	7
Rams	2	01:44	C.Kupp 5 yd. pass from M.Stafford (L.Havrisik kick) (8-46, 3:18)	14	7
Giants	2	00:00	M.Crosby 31 yd. Field Goal (5-30, 0:58)	14	10
Rams	3	10:17	K.Williams 2 yd. run (kick failed, wl) (4-88, 1:19)	20	10
Giants	3	04:39	D.Slayton 80 yd. pass from T.Taylor (kick failed, wr) (4-91, 1:51)	20	16
Giants	4	13:24	M.Crosby 32 yd. Field Goal (10-21, 3:48)	20	19
Rams	4	12:03	K.Williams 28 yd. run (kick failed, wl) (3-75, 1:21)	26	19
Giants	4	03:27	G.Olszewski 94 yd. punt return (pass failed)	26	25



# WEEK 18

MetLife Stadium



27-10



## NEW YORK GIANTS

PASSING	ATT	CP	YDS	SK/YD	TD	LG	INT	RTG
Tyrod Taylor	32	23	297	1/5	1	46	1	98.0
Tommy DeVito	2	2	14	1/0	0	9	0	95.8
<b>TOTAL</b>	<b>34</b>	<b>25</b>	<b>311</b>	<b>2/5</b>	<b>1</b>	<b>46</b>	<b>1</b>	<b>99.0</b>

RUSHING	ATT	YDS	AVG	LG	TD
Saquon Barkley	18	46	2.6	11	2
Tyrod Taylor	8	38	4.8	14	0
Eric Gray	3	19	6.3	12	0
Sterling Shepard	1	6	6.0	6	0
<b>TOTAL</b>	<b>30</b>	<b>109</b>	<b>3.6</b>	<b>14</b>	<b>2</b>

RECEIVING	NO	YDS	AVG	LG	TD
Wan'Dale Robinson	5	85	17.0	33	0
Darius Slayton	5	62	12.4	19	1
Darren Waller	5	45	9.0	23	0
Isaiah Hodgins	3	36	12.0	15	0
Sterling Shepard	3	18	6.0	10	0
Saquon Barkley	2	51	25.5	46	0
Eric Gray	1	9	9.0	9	0
Jalin Hyatt	1	5	5.0	5	0
<b>TOTAL</b>	<b>25</b>	<b>311</b>	<b>12.4</b>	<b>46</b>	<b>1</b>

TOP DEFENSE	TOT	SOLO	AST	SCK	YDS	INT
Micah McFadden	8	6	2	0.0	0.0	0
Bobby Okereke	8	5	3	1.0	12.0	0
Adoree' Jackson	7	6	1	0.0	0.0	0

FIELD GOALS	FGM/FGA	PERCENT	RESULTS
Mason Crosby	2-3	66.7	24G, 21G, 45LU
<b>TOTAL</b>	<b>2-3</b>	<b>66.0</b>	

## PHILADELPHIA EAGLES

PASSING	ATT	CP	YDS	SK/YD	TD	LG	INT	RTG
Marcus Mariota	20	13	148	3/11	1	22	1	82.9
Jalen Hurts	16	7	55	2/26	0	12	1	26.8
<b>TOTAL</b>	<b>36</b>	<b>20</b>	<b>203</b>	<b>5/37</b>	<b>1</b>	<b>22</b>	<b>2</b>	<b>58.0</b>

RUSHING	ATT	YDS	AVG	LG	TD
Kenneth Gainwell	7	62	8.9	32	0
Marcus Mariota	6	46	7.7	17	0
Rashaad Penny	6	16	2.7	7	0
Boston Scott	3	5	1.7	2	0
Jalen Hurts	2	4	2.0	2	0
<b>TOTAL</b>	<b>24</b>	<b>133</b>	<b>5.5</b>	<b>32</b>	<b>0</b>

RECEIVING	NO	YDS	AVG	LG	TD
Quez Watkins	8	93	11.6	19	1
Britain Covey	3	35	11.7	22	0
Olamide Zaccheaus	2	20	10.0	11	0
Grant Calcaterra	2	18	9.0	11	0
Julio Jones	2	13	6.5	8	0
Jack Stoll	1	11	11.0	11	0
A.J. Brown	1	9	9.0	9	0
Dallas Goedert	1	4	4.0	4	0
<b>TOTAL</b>	<b>20</b>	<b>203</b>	<b>10.2</b>	<b>22</b>	<b>1</b>

TOP DEFENSE	TOT	SOLO	AST	SCK	YDS	INT
Nicholas Morrow	10	6	4	0.0	0.0	0
Kevin Byard	9	7	2	0.0	0.0	0
Tristin McCollum	6	4	2	0.0	0.0	0

FIELD GOALS	FGM/FGA	PERCENT	RESULTS
Jake Elliott	1-1	100.0	36G
<b>TOTAL</b>	<b>1-1</b>	<b>100.0</b>	

## SCORING DRIVES

TEAM	QTR	TIME	SCORING PLAY	PHI	NYG
Giants	1	06:54	M.Crosby 24 yd. Field Goal (9-67, 4:06)	0	3
Giants	2	09:38	S.Barkley 2 yd. run (M.Crosby kick) (9-48, 4:28)	0	10
Giants	2	05:08	S.Barkley 3 yd. run (M.Crosby kick) (6-55, 2:53)	0	17
Giants	2	01:47	D.Slayton 19 yd. pass from T.Taylor (M.Crosby kick) (4-73, 1:09)	0	24
Eagles	3	01:11	J.Elliott 36 yd. Field Goal (13-66, 4:52)	3	24
Eagles	4	10:15	Q.Watkins 16 yd. pass from M.Mariota (J.Elliott kick) (8-81, 3:29)	10	24
Giants	4	03:39	M.Crosby 21 yd. Field Goal (12-72, 6:36)	10	27

# 2023 PARTICIPATION CHART



PLAYERS	DAL	AT ARI	AT SF	SEA	AT MIA	AT BUF	WAS	NYJ	AT LV	AT DAL	AT WAS	NE	GB	AT NO	AT PHI	LAR	PHI	GP	GS	DNP	IN
Anderson, R.	PS	PS	PS	PS	PS	PS	PS	PS	PS	PS	PS	PS	PS	PS	PS	PS	PS	0	0	0	0
Banks, D.	RCB	RCB	RCB	RCB	RCB	RCB	RCB	RCB	RCB	RCB	RCB	RCB	RCB	RCB	RCB	RCB	RCB	15	15	0	2
Barkley, M.	NOTT	NOTT	NOTT	NOTT	NOTT	NOTT	NOTT	NOTT	X	X	X	X	PS	PS	PS	PS	PS	0	0	4	0
Barkley, S.	RB	RB	N	N	N	RB	RB	RB	RB	RB	RB	RB	RB	RB	RB	RB	RB	14	14	0	3
Basham, B.	P	P	P	P	P	P	P	P	P	P	P	N	N	N	N	P	P	13	0	0	4
Beavers, D.	PS	PS	PS	PS	PS	PS	PS	PS	PS	PS	PS	PS	PS	PS	PS	PS	P	2	0	0	0
Bellinger, D.	TE	P	P	TE	TE	TE	TE	TE	TE	TE	TE	TE	TE	TE	TE	P	TE	17	13	0	0
Belton, D.	P	P	P	P	S	P	P	P	P	P	P	P	P	P	P	P	SS	17	2	0	0
Bredeson, B.	LG	LG	N	LG	C	C	C	LG	RG	RG	RG	RG	RG	RG	RG	RG	RG	16	16	0	1
Breida, M.	P	P	RB	RB	RB	P	P	P	RB	P	P	P	P	P	P	P	P	17	4	0	0
Brightwell, G.	P	P	P	P	P	P	P	IR	IR	IR	IR	IR	IR	IR	IRD	IRD	IRD	7	0	0	0
Brown, C.	N	P	P	P	P	P	P	P	P	P	P	P	P	P	P	P	P	16	0	0	1
Bullock, R.	^	^	^	^	^	^	^	^	P	P	P	P	P	P	IR	IR	IR	6	0	0	0
Cager, L.	P	N	P	P	P	P	PS	PS	P	P	P	P	P	P	N	IR	IR	11	0	0	2
Cajuste, Y.	^	^	^	^	^	PS	PS	PS	PS	PS	PS	PS	PS	PS	PS	PS	X	0	0	1	0
Campbell, P.	WR	WR	WR	P	P	P	P	P	P	P	P	P	N	N	N	N	N	12	3	0	5
Corbin, J.	^	^	^	^	^	^	^	^	N	P	P	N	N	N	P	P	P	6	0	0	4
Coughlin, C.	P	P	P	P	P	P	P	P	P	P	P	P	P	P	P	P	P	17	0	0	0
Crosby, M.	^	^	^	^	^	^	^	^	^	^	^	^	^	^	^	^	^	3	0	0	0
Davidson, D.	N	P	P	P	P	N	P	P	P	P	P	DL	P	P	DL	P	P	15	2	0	2
Davis, J.	IR	IR	IR	IR	IR	IR	IR	IR	IR	IR	IR	IR	IR	IR	IR	IR	IR	0	0	0	0
DeVito, T.	PS	PS	PS	PS	PS	X	X	P	QB	QB	QB	QB	QB	QB	QB	X	P	9	6	3	0
Drummond, D.	^	^	^	^	^	^	^	^	^	^	^	^	PS	PS	PS	PS	PS	0	0	0	0
Ezeudu, J.	P	LT	LT	LT	LT	LT	IR	IR	IR	IR	IR	IR	IR	IR	IR	IR	IR	6	5	0	0
Flott, C.	N	X	N	P	P	NCB	NCB	P	P	NCB	NCB	P	NCB	NCB	NCB	P	P	14	7	1	2
Ford-Wheaton, B.	IR	IR	IR	IR	IR	IR	IR	IR	IR	IR	IR	IR	IR	IR	IR	IR	IR	0	0	0	0
Fox, T.	PS	PS	PS	PS	PS	PS	PS	PS	PS	PS	PS	PS	PS	PS	PS	P	PS	1	0	0	0
Gano, G.	P	P	P	P	P	P	P	P	IR	IR	IR	IR	IR	IR	IR	IR	IR	8	0	0	0
Gillan, J.	P	P	P	P	P	P	P	P	P	P	P	P	P	P	P	P	P	17	0	0	0
Glowinski, M.	RG	P	X	P	RG	RG	RG	RG	X	N	X	P	P	P	P	P	RG	13	6	3	1
Gray, E.	P	P	P	P	P	P	P	IR	IR	IR	IR	P	P	P	P	P	P	13	0	0	0
Harlow, S.	^	^	^	^	^	^	X	P	N	P	P	P	P	P	N	N	P	7	0	1	3
Hassenauer, J.	IR	IR	IR	IR	IR	IR	IR	IR	IR	IR	IR	IR	IR	IR	IR	IR	IR	0	0	0	0
Hawkins III, T.	CB	P	P	P	P	P	LCB	P	P	P	LCB	P	P	P	P	P	P	17	3	0	0
Hayes, K.	PS	PS	PS	PS	PS	PS	PS	PS	PS	PS	PS	PS	PS	PS	PS	PS	PS	0	0	0	0
Hodgins, I.	WR	WR	WR	WR	WR	WR	P	P	WR	WR	P	P	P	P	P	P	WR	17	9	0	0
Holmes, D.	P	N	P	P	P	P	P	P	P	P	P	P	P	P	P	P	P	16	0	0	1
Horne, T.	^	^	^	^	^	^	^	^	^	^	^	^	^	^	^	^	^	1	0	0	2
Houston, D.	PS	PS	PS	PS	PS	PS	PS	PS	PS	PS	PS	PS	PS	PS	PS	PS	N	PS	0	0	1
Hyatt, J.	P	P	P	P	P	P	WR	P	P	WR	WR	WR	WR	WR	WR	WR	WR	17	7	0	0
Jackson, A.	NCB	LCB	LCB	LCB	LCB	LCB	N	LCB	LCB	N	N	LCB	LCB	LCB	LCB	LCB	LCB	14	14	0	3
Jackson, D.	^	^	^	^	^	^	^	^	N	P	N	N	PS	PS	PS	PS	PS	1	0	0	3
Jackson, T.	PS	PS	PS	PS	PS	PS	PS	PS	TE	P	PS	PS	PS	PS	PS	PS	N	2	1	0	1
Johnson, D.	PS	PS	PS	PS	PS	PS	PS	PS	PS	PS	PS	PS	PS	PS	PS	PS	PS	0	0	0	0
Jones, D.	QB	QB	QB	QB	QB	N	N	N	QB	IR	IR	IR	IR	IR	IR	IR	IR	6	6	0	3
Jones, R.	PS	PS	PS	PS	PS	PS	PS	PS	PS	PS	PS	PS	PS	PS	PS	PS	PS	0	0	0	0
Kreiter, C.	P	P	P	P	P	P	P	P	P	P	P	P	P	P	P	P	P	17	0	0	0
Lawrence II, D.	NT	NT	NT	NT	NT	NT	NT	NT	NT	NT	NT	N	NT	NT	NT	NT	NT	16	16	0	1
Lemieux, S.	N	P	LG	P	N	P	IR	IR	IR	IR	IR	IR	IR	IR	IR	IR	IR	4	1	0	2
Martin, J.	^	^	^	^	^	^	^	^	^	^	^	^	^	^	^	^	^	0	0	0	0
Mayfield, J.	PS	PS	PS	PS	P	P	P	PS	PS	PS	PS	PS	PS	PS	PS	PS	PS	3	0	0	0
McCloud, N.	P	P	P	P	P	P	P	P	P	LCB	P	P	P	P	P	P	RCB	17	3	0	0
McFadden, M.	WILL	WILL	WILL	WILL	N	WILL	WILL	WILL	WILL	WILL	WILL	WILL	WILL	WILL	WILL	P	WILL	16	14	0	1
McKethan, M.	P	RG	RG	RG	RG	P	LG	P	X	P	P	P	P	P	P	P	P	16	5	1	0
McKinney, X.	FS	FS	FS	FS	FS	FS	FS	FS	FS	FS	FS	FS	FS	FS	FS	FS	FS	17	17	0	0
Miles, J.	^	^	^	^	^	^	X	X	N	X	N	PS	PS	PS	PS	PS	PS	0	0	3	2
Neal, E.	RT	RT	RT	RT	RT	RT	N	N	RT	N	N	N	N	N	IR	IR	IR	7	7	0	7
Nuñez-Roches, R.	P	DT	P	P	P	P	P	DT	P	P	DT	P	P	DT	P	N	DT	16	4	0	1
Ojulari, A.	DE	N	N	DE	DE	IR	IR	IR	IR	P	P	P	DE	DE	P	DE	DE	11	7	0	2
Okereke, B.	MLB	MLB	MLB	MLB	MLB	MLB	MLB	MLB	MLB	MLB	MLB	MLB	MLB	MLB	MLB	MLB	MLB	17	17	0	0
Olszewski, G.	^	^	^	^	^	^	^	^	P	P	P	P	P	P	P	P	P	10	0	0	0
Owens, G.	N	N	N	N	N	N	P	N	N	N	P	N	N	N	N	N	N	3	0	0	14
Peart, M.	P	P	P	P	P	N	N	IR	IR	IR	IR	IR	IR	IR	IR	P	RT	8	1	0	2
Phillips, T.	^	^	^	^	^	^	RT	RT	P	RT	RT	RT	RT	RT	RT	RT	RT	10	9	0	0
Pinnock, J.	SS	SS	SS	SS	SS	SS	SS	SS	SS	SS	SS	SS	SS	SS	SS	SS	SS	16	16	0	0
Pugh, J.	^	^	^	^	PS	LG	LT	LT	LG	LG	LG	LG	LG	LG	LG	LG	LG	12	12	0	0
Riley, J.	P	N	N	N	N	P	N	N	N	N	N	P	P	P	P	P	P	8	0	0	9
Robinson, A'Shawn	P	DT	DT	DT	P	P	P	DT	DT	DT	DT	DT	DT	DT	DT	DT	DT	17	13	0	0
Robinson, Aaron	PUP	PUP	PUP	PUP	PUP	PUP	PUP	PUP	PUP	PUP	PUP	PUP	PUP	PUP	PUP	PUP	PUP	0	0	0	0
Robinson, W.	N	N	P	P	WR	P	P	WR	P	WR	WR	WR	WR	WR	WR	WR	WR	15	8	0	2
Schmitz Jr., J.	C	C	C	C	N	N	N	C	C	C	C	C	C	C	C	C	C	13	13	0	4
Shepard, S.	P	P	P	P	P	P	WR	X	P	P	P	WR	X	P	P	P	P	15	2	2	0
Simmons, I.	P	P	P	P	WILL	P	P	P	P	P	P	P	P	P	WILL	WILL	LB	17	4	0	0
Slayton, D.	P	WR	WR	WR	P	WR	P	WR	WR	WR	WR	P	WR	WR	WR	WR	WR	17	13	0	0
Taylor, T.	P	X	P	P	P	QB	QB	QB	IR	IR	IR	IR	X	P	P	QB	QB	11	5	2	0
Thibodeaux, K.	RUSH	RUSH	RUSH	RUSH	RUSH	RUSH	RUSH	RUSH	RUSH	RUSH	RUSH	RUSH	RUSH	RUSH	RUSH	RUSH	RUSH	17	17	0	0
Thomas-Oliver III, S.	^	^	^	^	^	^	^	^	PS	PS	PS	PS	PS	PS	PS	PS	PS	0	0	0	0
Thomas, A.	LT	N	N	N	N	N	N	N	LT	LT	LT	LT	LT	LT	LT	LT	LT	10	10	0	7
Waller, D.	TE	TE	TE	TE	TE	TE	TE	TE	IR	IR	IR	IR	IR	IR	P	TE	TE	12	11	0	0
Ward, J.	P	DE	DE	P	P	DE	DE	DE	DE	DE	DE	DE	DE	P	P	P	P	17	9	0	0
Whitley, B.	^	^	^	^	^	^	^	^	^	^	^	^	^	^	N	N	N	3	0	0	3
York, C.	^	^	^	^	^	^	^	^	N	N	N	PS	PS	PS	PSIR	PSIR	PSIR	0	0	0	3

**LEGEND:**  
 CAPS=Starter, P=Player was a substitution, N=On Inactive List, X=Did Not Play (Non-injury), PS=Practice Squad, IR=Injured Reserve, IRD=Injured Reserve - Designated For Return, PUP=Active/PUP, NOT=Not on Roster, NOTT=Not on any Team, PSIR=Practice Squad/Injured Reserve, ^=With Other Team

2023 REGULAR SEASON

OFFENSE

DATE	OPPONENT	WR	TE	LT	LG	C	RG	RT	QB	RB
9/10	DAL	P. Campbell/ I. Hodgins	D. Bellinger/ D. Waller	A. Thomas	B. Bredeon	J. Schmitz Jr.	M. Glowinski	E. Neal	D. Jones	S. Barkley
9/17	at ARI	D. Slayton/ P. Campbell/ I. Hodgins	D. Waller	J. Ezeudu	B. Bredeon	J. Schmitz Jr.	M. McKethan	E. Neal	D. Jones	S. Barkley
9/21	at SF	D. Slayton/ P. Campbell/ I. Hodgins	D. Waller	J. Ezeudu	S. Lemieux	J. Schmitz Jr.	M. McKethan	E. Neal	D. Jones	M. Breida
10/2	SEA	D. Slayton/ I. Hodgins	D. Waller/ D. Bellinger	J. Ezeudu	B. Bredeon	J. Schmitz Jr.	M. McKethan	E. Neal	D. Jones	M. Breida
10/8	at MIA	I. Hodgins/ W. Robinson	D. Bellinger/ D. Waller	J. Ezeudu	M. Glowinski	B. Bredeon	M. McKethan	E. Neal	D. Jones	M. Breida
10/15	at BUF	D. Slayton/ I. Hodgins	D. Bellinger/ D. Waller	J. Ezeudu	J. Pugh	B. Bredeon	M. Glowinski	E. Neal	T. Taylor	S. Barkley
10/22	WAS	J. Hyatt/ S. Shepard	D. Bellinger/ D. Waller	J. Pugh	M. McKethan	B. Bredeon	M. Glowinski	T. Phillips	T. Taylor	S. Barkley
10/29	NYJ	D. Slayton/ W. Robinson	D. Bellinger/ D. Waller	J. Pugh	B. Bredeon	J. Schmitz Jr.	M. Glowinski	T. Phillips	T. Taylor	S. Barkley
11/5	at LV	D. Slayton/ I. Hodgins	D. Bellinger	A. Thomas	J. Pugh	J. Schmitz Jr.	B. Bredeon	E. Neal	D. Jones	S. Barkley/ M. Breida
11/12	at DAL	D. Slayton/ I. Hodgins	D. Bellinger/ T. Jackson	A. Thomas	J. Pugh	J. Schmitz Jr.	B. Bredeon	T. Phillips	T. DeVito	S. Barkley
11/19	at WAS	J. Hyatt/ D. Slayton/ W. Robinson	D. Bellinger	A. Thomas	J. Pugh	J. Schmitz Jr.	B. Bredeon	T. Phillips	T. DeVito	S. Barkley
11/26	NE	J. Hyatt/ S. Shepard/ W. Robinson	D. Bellinger	A. Thomas	J. Pugh	J. Schmitz Jr.	B. Bredeon	T. Phillips	T. DeVito	S. Barkley
12/11	GB	W. Robinson/ D. Slayton/ J. Hyatt	D. Bellinger	A. Thomas	J. Pugh	J. Schmitz Jr.	B. Bredeon	T. Phillips	T. DeVito	S. Barkley
12/17	at NO	J. Hyatt/ D. Slayton/ W. Robinson	D. Bellinger	A. Thomas	J. Pugh	J. Schmitz Jr.	B. Bredeon	T. Phillips	T. DeVito	S. Barkley
12/25	at PHI	J. Hyatt/ D. Slayton/ W. Robinson	D. Waller	A. Thomas	J. Pugh	J. Schmitz Jr.	B. Bredeon	T. Phillips	T. DeVito	S. Barkley
12/31	LAR	J. Hyatt/ D. Slayton/ W. Robinson	D. Waller	A. Thomas	J. Pugh	J. Schmitz Jr.	B. Bredeon	T. Phillips	T. Taylor	S. Barkley
1/7	PHI	D. Slayton/ I. Hodgins	D. Bellinger/ D. Waller	A. Thomas	J. Pugh	B. Bredeon	M. Glowinski	M. Peart	T. Taylor	S. Barkley

2023 REGULAR SEASON

DEFENSE

DATE	OPPONENT	DL	DE	RUSH	MLB	WILL	LCB	RCB	NCB	SS	FS	S	LB
9/10	DAL	D. Lawrence II/ L. Williams	A. Ojulari	K. Thibodeaux	B. Okereke	M. McFadden	T. Hawkins III	D. Banks	--	J. Pinnock	X. McKinney	--	--
9/17	at ARI	D. Lawrence II/ R. Nuñez-Roches/ A. Robinson	J. Ward	K. Thibodeaux	B. Okereke	M. McFadden	A. Jackson	D. Banks	--	J. Pinnock	X. McKinney	--	--
9/21	at SF	D. Lawrence II/ A. Robinson/ L. Williams	J. Ward	K. Thibodeaux	B. Okereke	M. McFadden	A. Jackson	D. Banks	--	J. Pinnock	X. McKinney	--	--
10/2	SEA	D. Lawrence II/ A. Robinson/ L. Williams	A. Ojulari	K. Thibodeaux	B. Okereke	M. McFadden	A. Jackson	D. Banks	--	J. Pinnock	X. McKinney	--	--
10/8	at MIA	D. Lawrence II/ L. Williams	A. Ojulari	K. Thibodeaux	B. Okereke	I. Simmons	A. Jackson	D. Banks	--	J. Pinnock	X. McKinney	D. Belton	--
10/15	at BUF	D. Lawrence II/ L. Williams	J. Ward	K. Thibodeaux	B. Okereke	M. McFadden	A. Jackson	D. Banks	--	J. Pinnock	X. McKinney	--	--
10/22	WAS	D. Lawrence II/ L. Williams	J. Ward	K. Thibodeaux	B. Okereke	M. McFadden	T. Hawkins III	D. Banks	--	J. Pinnock	X. McKinney	--	--
10/29	NYJ	D. Lawrence II/ A. Robinson/ L. Williams	J. Ward	K. Thibodeaux	B. Okereke	M. McFadden	A. Jackson	D. Banks	--	J. Pinnock	X. McKinney	--	--
11/5	at LV	D. Lawrence II/ R. Nuñez-Roches/ A. Robinson	J. Ward	K. Thibodeaux	B. Okereke	M. McFadden	A. Jackson	D. Banks	--	J. Pinnock	X. McKinney	--	--
11/12	at DAL	D. Lawrence II/ A. Robinson	J. Ward	K. Thibodeaux	B. Okereke	M. McFadden	N. McCloud	D. Banks	--	J. Pinnock	X. McKinney	--	--
11/19	at WAS	D. Lawrence II/ A. Robinson	J. Ward	K. Thibodeaux	B. Okereke	M. McFadden	T. Hawkins III	D. Banks	--	J. Pinnock	X. McKinney	--	--
11/26	NE	D. Davidson/ R. Nuñez-Roches/ A. Robinson	J. Ward	K. Thibodeaux	B. Okereke	M. McFadden	A. Jackson	D. Banks	--	J. Pinnock	X. McKinney	--	--
12/11	GB	D. Lawrence II/ A. Robinson	A. Ojulari	K. Thibodeaux	B. Okereke	M. McFadden	A. Jackson	D. Banks	C. Flott	J. Pinnock	X. McKinney	--	--
12/17	at NO	D. Lawrence II/ A. Robinson	A. Ojulari	K. Thibodeaux	B. Okereke	M. McFadden	A. Jackson	D. Banks	--	J. Pinnock	X. McKinney	--	--
12/25	at PHI	D. Davidson/ D. Lawrence II/ A. Robinson	--	K. Thibodeaux	B. Okereke	I. Simmons	A. Jackson	D. Banks	--	J. Pinnock	X. McKinney	--	--
12/31	LAR	D. Lawrence II/ R. Nuñez-Roches/ A. Robinson	A. Ojulari	K. Thibodeaux	B. Okereke	I. Simmons	A. Jackson	N. McCloud	--	J. Pinnock	X. McKinney	--	--
1/7	PHI	D. Lawrence II/ A. Robinson	A. Ojulari	K. Thibodeaux	B. Okereke	M. McFadden	A. Jackson	N. McCloud	--	D. Belton	X. McKinney	--	I. Simmons

Rookies underlined.

# HOW THE 2023 ROSTER WAS BUILT



YEAR	DRAFTEES (32)	FREE AGENTS (26)	COLLEGE FREE AGENTS (1)	TRADES/WAIVERS (6)
<b>2016</b>	WR Sterling Shepard (2)			
<b>2018</b>	RB Saquon Barkley (1)			
<b>2019</b>	QB Daniel Jones (1) * DL Dexter Lawrence II (1) WR Darius Slayton (5)			
<b>2020</b>	T Andrew Thomas (1) S Xavier McKinney (2) T Matt Peart (3) CB Darnay Holmes (4) G Shane Lemieux (5) * ILB Cam Brown (6) ILB Carter Coughlin (7)	K Graham Gano (FA-'20) * LS Casey Kreiter (FA-'20)		
<b>2021</b>	OLB Azeez Ojulari (2) CB Aaron Robinson (3) *	CB Adoree' Jackson (FA-'21)		G Ben Bredeson (T BAL -'21)
<b>2022</b>	T Evan Neal (1) * OLB Kayvon Thibodeaux (1) WR Wan'Dale Robinson (2) OL Joshua Ezeudu (3) * CB Cor'Dale Flott (3) TE Daniel Bellinger (4) S Dane Belton (4) DL D.J. Davidson (5) ILB Micah McFadden (5) OL Marcus McKethan (5) ILB Darrian Beavers (6)	RB Matt Breida (FA-'22) TE Lawrence Cager (FA-'22) * ILB Jarrad Davis (FA-'22) * P Jamie Gillan (FA-'22) G Mark Glowinski (FA-'22) QB Tyrod Taylor (FA-'22) OLB Jihad Ward (FA-'22)		WR Isaiah Hodgins (W BUF -'22) S Jason Pinnock (W NYJ -'22) *
<b>2023</b>	CB Deonte Banks (1) C John Michael Schmitz Jr. (2) WR Jalin Hyatt (3) RB Eric Gray (5) CB Tre Hawkins III (6) S Gervarius Owens (7) DT Jordon Riley (7)	K Randy Bullock (FA-'23) * WR Parris Campbell (FA-'23) RB Jashaun Corbin (FA-'23) K Mason Crosby (FA-'23) WR Bryce Ford-Wheaton (FA-'23) * C Sean Harlow (FA-'23) C J.C. Hassenauer (FA-'23) * DL Timmy Horne (FA-'23) TE Tyree Jackson (FA-'23) DL Rakeem Nuñez-Roches (FA-'23) ILB Bobby Okereke (FA-'23) WR Gunner Olszewski (FA-'23) G Tyre Phillips (FA-'23) * G Justin Pugh (FA-'23) DL A'Shawn Robinson (FA-'23) OLB Benton Whitley (FA-'23)	QB Tommy DeVito (UDFA)	OLB Boogie Basham (T BUF -'23) S/ILB Isaiah Simmons (T ARI -'23) TE Darren Waller (T LV -'23)

Key: \* Injured Reserve, \* Active/PUP



N.Y. GIANTS									
DATE	OPPONENT	1ST	2ND	1H	3RD	4TH	2H	OT	TOTAL
9/10	Dallas	0	0	0	0	0	0	--	0
9/17	at Arizona	0	0	0	14	17	31	--	31
9/21	at San Francisco	3	3	6	6	0	6	--	12
10/2	Seattle	0	3	3	0	0	0	--	3
10/8	at Miami	0	10	10	3	3	6	--	16
10/15	at Buffalo	3	3	6	0	3	3	--	9
10/22	Washington	0	14	14	0	0	0	--	14
10/29	N.Y. Jets	3	0	3	7	0	7	0	10
11/5	at Las Vegas	0	0	0	0	6	6	--	6
11/12	at Dallas	0	0	0	7	10	17	--	17
11/19	at Washington	7	7	14	0	17	17	--	31
11/26	New England	0	7	7	0	3	3	--	10
12/11	Green Bay	0	7	7	14	3	17	--	24
12/17	at New Orleans	3	3	6	0	0	0	--	6
12/25	at Philadelphia	3	0	3	15	7	22	--	25
12/31	L.A. Rams	0	10	10	6	9	15	--	25
1/7	Philadelphia	3	21	24	0	3	3	--	27
<b>TOTALS</b>		<b>25</b>	<b>88</b>	<b>113</b>	<b>72</b>	<b>81</b>	<b>153</b>	<b>0</b>	<b>266</b>

OPPONENTS									
DATE	OPPONENT	1ST	2ND	1H	3RD	4TH	2H	OT	TOTAL
9/10	Dallas	16	10	26	7	7	14	--	40
9/17	at Arizona	7	13	20	8	0	8	--	28
9/21	at San Francisco	3	14	17	3	10	13	--	30
10/2	Seattle	7	7	14	7	3	10	--	24
10/8	at Miami	7	10	17	14	0	14	--	31
10/15	at Buffalo	0	0	0	0	14	14	--	14
10/22	Washington	0	0	0	7	0	7	--	7
10/29	N.Y. Jets	7	0	7	0	3	3	3	13
11/5	at Las Vegas	7	17	24	3	3	6	--	30
11/12	at Dallas	7	21	28	14	7	21	--	49
11/19	at Washington	3	6	9	3	7	10	--	19
11/26	New England	0	0	0	7	0	7	--	7
12/11	Green Bay	7	3	10	3	9	12	--	22
12/17	at New Orleans	7	0	7	10	7	17	--	24
12/25	at Philadelphia	7	13	20	0	13	13	--	33
12/31	L.A. Rams	7	7	14	6	6	12	--	26
1/7	Philadelphia	0	0	0	3	7	10	--	10
<b>TOTALS</b>		<b>92</b>	<b>121</b>	<b>213</b>	<b>95</b>	<b>96</b>	<b>191</b>	<b>3</b>	<b>407</b>

2023 REGULAR SEASON GIANTS GAME-BY-GAME OFFENSE

	9/10	9/17	9/21	10/2	10/8	10/15	10/22	10/29	11/5	11/12	11/19	11/26	12/11	12/17	12/25	12/31	1/7	Totals
	DAL	@ ARI	@ SF	SEA	@ MIA	@ BUF	WAS	NYJ	@ LV	@ DAL	@ WAS	NE	GB	@ NO	@ PHI	LAR	PHI	
<b>FIRST DOWNS</b>																		
Total	14	26	10	17	15	20	16	12	15	16	13	10	18	12	14	17	22	267
Rushing	6	10	2	7	3	5	5	7	5	7	3	3	9	3	6	7	9	97
Passing	5	15	6	9	10	11	10	0	10	5	10	7	8	7	7	8	13	141
Penalty	3	1	2	1	2	4	1	5	0	4	0	0	1	2	1	2	0	29
<b>THIRD DOWNS</b>																		
Attempts	16	12	12	16	17	19	16	19	12	12	14	13	10	16	14	16	14	248
Converted	5	7	3	6	5	10	5	2	3	0	5	4	3	2	4	5	6	75
Percentage	31.3%	58.3%	25.0%	37.5%	29.4%	52.6%	31.3%	10.5%	25.0%	0.0%	35.7%	30.8%	30.0%	12.5%	28.6%	31.3%	42.9%	30.2%
<b>FOURTH DOWNS</b>																		
Attempts	5	1	0	4	2	2	0	0	5	3	1	0	1	5	5	3	0	37
Converted	3	1	0	2	1	1	0	0	1	2	0	0	0	3	3	1	0	18
Percentage	60.0%	100.0%	0	50.0%	50.0%	50.0%	0	0	20.0%	66.7%	0.0%	0	0.0%	60.0%	60.0%	33.3%	0	48.6%
<b>TOT. OFFENSE</b>																		
Net Yards	171	439	150	248	268	317	356	194	277	172	292	220	367	193	292	389	415	4,760
Plays	65	67	46	74	68	73	65	70	62	55	54	50	55	61	59	67	66	1,057
Avg./Play	2.6	6.6	3.3	3.4	3.9	4.3	5.5	2.8	4.5	3.1	5.4	4.4	6.7	3.2	4.9	5.8	6.3	4.5
<b>RUSHING</b>																		
Net Yards	108	127	29	112	85	132	106	203	123	111	91	58	209	60	106	105	109	1,874
Rush. Att.	28	27	11	29	29	34	32	52	25	23	19	19	34	16	26	20	30	454
Avg./Att.	3.9	4.7	2.6	3.9	2.9	3.9	3.3	3.9	4.9	4.8	4.8	3.1	6.1	3.8	4.1	5.3	3.6	4.1
<b>PASSING</b>																		
Net Yards	63	312	121	136	183	185	250	-9	154	61	201	162	158	133	186	284	306	2,886
Attempts	30	37	33	34	32	36	29	14	29	27	26	25	21	38	32	41	34	518
Completions	17	26	22	27	23	24	18	6	19	14	18	17	17	22	16	27	25	338
Intercepted	2	1	1	2	0	0	0	0	2	1	0	0	0	0	1	1	1	12
Gross Yards	110	321	137	203	205	200	279	7	200	86	246	191	158	190	188	319	311	3,351
Sacked	7.0	3.0	2.0	11.0	7.0	3.0	4.0	4.0	8.0	5.0	9.0	6.0	0.0	7.0	1.0	6.0	2.0	85.0
Yards Lost	47	9	16	67	22	15	29	16	46	25	45	29	0	57	2	35	5	465
<b>ADVANCES</b>																		
Rushes	28	27	11	29	29	34	32	52	25	23	19	19	34	16	26	20	30	454
Completions	17	26	22	27	23	24	18	6	19	14	18	17	17	22	16	27	25	338
Totals	45	53	33	56	52	58	50	58	44	37	37	36	51	38	42	47	55	792
Total Drives	12	10	10	12	9	10	14	17	13	13	12	12	12	9	10	13	12	200
<b>PENALTIES</b>																		
Number	6	9	6	6	6	9	4	6	3	2	5	4	5	5	3	7	3	89
Yards	72	75	37	45	43	65	40	73	8	5	33	37	47	32	13	65	21	711
<b>FUMBLES</b>																		
Number	5	0	0	3	1	1	3	2	1	0	0	3	2	0	1	1	1	24
Lost	1	0	0	1	0	0	2	0	0	0	0	1	2	0	0	0	0	7
<b>PUNTING</b>																		
Yards	160	111	316	268	161	202	395	549	169	350	318	363	164	238	158	222	228	4,372
Punts	3	3	6	5	4	4	8	13	4	7	7	8	4	5	4	5	5	95
Net Avg.	47.7	37.0	49.0	45.0	40.3	49.8	45.3	40.7	40.8	45.9	42.6	40.3	39.3	40.6	23.0	44.4	44.0	42.3
Gross Avg.	53.3	37.0	52.7	53.6	40.3	50.5	49.4	42.2	42.3	50.0	45.4	45.4	41.0	47.6	39.5	44.4	45.6	46.0
<b>SCORING</b>																		
Points	0	31	12	3	16	9	14	10	6	17	31	10	24	6	25	25	27	266
Q1	0	0	3	0	0	3	0	3	0	0	7	0	0	3	3	0	3	25
Q2	0	0	3	3	10	3	14	0	0	0	7	7	7	3	0	10	21	88
Q3	0	14	6	0	3	0	0	7	0	7	0	0	14	0	15	6	0	72
Q4	0	17	0	0	3	3	0	0	6	10	17	3	3	0	7	9	3	81
OT	0	0	0	0	0	0	0	0	0	0	0	0	0	0	0	0	0	0
TD Rushing	0	2	1	0	0	0	0	1	0	0	0	0	2	0	1	1	2	10
TD Passing	0	2	0	0	0	0	2	0	1	2	3	1	1	0	1	1	1	15
TD KO Returns	0	0	0	0	0	0	0	0	0	0	0	0	0	0	0	0	0	0
TD Punt Returns	0	0	0	0	0	0	0	0	0	0	0	0	0	0	0	1	0	1
TD Sp. Teams	0	0	0	0	0	0	0	0	0	0	0	0	0	0	0	0	0	0
TD Def. Returns	0	0	0	0	1	0	0	0	0	0	1	0	0	0	1	0	0	3
FG Attempts	2	1	2	1	4	3	1	3	0	1	1	1	2	2	1	3	3	31
FG Made	0	1	2	1	3	3	0	1	0	1	1	1	1	2	1	2	2	22
Safety	0	0	0	0	0	0	0	0	0	0	0	0	0	0	0	0	0	0
2-Pt Attempts	0	0	1	0	0	0	0	0	1	0	0	0	0	0	1	1	0	4
2-Pt Made	0	0	0	0	0	0	0	0	0	0	0	0	0	0	1	0	0	1
Time of Possession	33:28	29:23	20:50	36:00	35:59	31:24	28:46	38:13	31:04	22:39	25:09	25:54	28:54	26:33	25:22	29:49	32:57	502:24

2023 REGULAR SEASON GIANTS GAME-BY-GAME DEFENSE

	09/10	09/17	09/21	10/02	10/08	10/15	10/22	10/29	11/05	11/12	11/19	11/26	12/11	12/17	12/25	12/31	01/07	Totals
	DAL	@ ARI	@ SF	SEA	@ MIA	@ BUF	WAS	NYJ	@ LV	@ DAL	@ WAS	NE	GB	@ NO	@ PHI	LAR	PHI	
<b>FIRST DOWNS</b>																		
Total	18	24	26	13	22	22	14	12	15	32	28	18	19	20	28	22	19	352
Rushing	7	10	9	6	8	7	3	2	6	12	13	10	6	7	12	7	9	134
Passing	8	11	13	6	14	12	9	8	9	19	12	8	12	11	16	14	9	191
Penalty	3	3	4	1	0	3	2	2	0	1	3	0	1	2	0	1	1	27
<b>THIRD DOWNS</b>																		
Attempts	13	10	16	12	8	12	15	15	14	12	13	14	14	12	15	8	13	216
Converted	6	4	9	3	3	6	1	2	5	6	5	4	5	6	8	2	5	80
Percentage	46.2%	40.0%	56.3%	25.0%	37.5%	50.0%	6.7%	13.3%	35.7%	50.0%	38.5%	28.6%	35.7%	50.0%	53.3%	25.0%	38.5%	37.0%
<b>FOURTH DOWNS</b>																		
Attempts	2	0	0	2	0	0	3	1	1	2	1	2	1	0	2	1	1	19
Converted	1	0	0	0	0	0	2	0	0	1	1	2	1	0	2	0	0	10
Percentage	50.0%	0	0	0.0%	0	0	66.7%	0.0%	0.0%	50.0%	100.0%	100.0%	100.0%	0	100.0%	0.0%	0.0%	52.6%
<b>TOT. OFFENSE</b>																		
Net Yards	265	379	441	281	524	297	273	251	334	640	404	283	326	296	465	391	299	6,149
Plays	55	60	78	51	54	59	67	62	59	77	77	68	66	58	74	61	65	1,091
Avg./Play	4.8	6.3	5.7	5.5	9.7	5.0	4.1	4.0	5.7	8.3	5.2	4.2	4.9	5.1	6.3	6.4	4.6	5.6
<b>RUSHING</b>																		
Net Yards	122	151	141	121	222	128	76	58	125	168	174	147	123	87	170	105	133	2,251
Rush. Att.	30	29	39	23	23	29	19	22	34	33	28	31	25	28	35	23	24	475
Avg./Att.	4.1	5.2	3.6	5.3	9.7	4.4	4.0	2.6	3.7	5.1	6.2	4.7	4.9	3.1	4.9	4.6	5.5	4.7
<b>PASSING</b>																		
Net Yards	143	228	300	160	302	169	197	193	209	472	230	136	203	209	295	286	166	3,898
Attempts	25	31	37	26	30	30	42	36	25	44	45	35	39	29	38	34	36	582
Completions	13	21	25	15	22	19	22	17	16	33	31	21	25	23	24	24	20	371
Intercepted	0	0	0	0	2	1	1	0	0	2	3	3	1	0	1	2	2	18
Gross Yards	143	228	310	173	308	169	249	240	209	472	256	143	218	218	301	317	203	4,157
Sacked	0.0	0.0	2.0	2.0	1.0	0.0	6.0	4.0	0.0	0.0	4.0	2.0	2.0	1.0	1.0	4.0	5.0	34.0
Yards Lost	0	0	10	13	6	0	52	47	0	0	26	7	15	9	6	31	37	259
<b>ADVANCES</b>																		
Rushes	30	29	39	23	23	29	19	22	34	33	28	31	25	28	35	23	24	475
Completions	13	21	25	15	22	19	22	17	16	33	31	21	25	23	24	24	20	371
Totals	43	50	64	38	45	48	41	39	50	66	59	52	50	51	59	47	44	846
Total Drives	9	10	11	11	11	9	14	17	12	13	14	12	11	9	11	14	13	201
<b>PENALTIES</b>																		
Number	5	8	6	8	6	7	10	9	4	9	1	2	4	6	9	3	2	99
Yards	35	57	71	74	43	51	75	85	30	83	5	13	39	58	65	28	10	822
<b>FUMBLES</b>																		
Number	1	0	1	0	2	1	1	2	0	0	4	3	3	0	4	2	2	26
Lost	0	0	0	0	1	1	0	2	0	0	3	0	2	0	1	1	2	13
<b>PUNTING</b>																		
Yards	146	146	128	214	69	127	513	529	318	93	90	270	119	167	108	287	201	3,525
Punts	3	3	3	4	2	3	10	11	5	2	2	6	3	4	2	5	4	72
Net Avg.	39.7	37.3	41.7	53.5	34.5	41.0	48.3	43.0	49.0	46.5	37.0	44.0	39.7	38.0	49.0	31.8	43.0	43.0
Gross Avg.	48.7	48.7	42.7	53.5	34.5	42.3	51.3	48.1	63.6	46.5	45.0	45.0	39.7	41.8	54.0	57.4	50.3	49.0
<b>SCORING</b>																		
Points	40	28	30	24	31	14	7	13	30	49	19	7	22	24	33	26	10	407
Q1	16	7	3	7	7	0	0	7	7	7	3	0	7	7	7	7	0	92
Q2	10	13	14	7	10	0	0	0	17	21	6	0	3	0	13	7	0	121
Q3	7	8	3	7	14	0	7	0	3	14	3	7	3	10	0	6	3	95
Q4	7	0	10	3	0	14	0	3	3	7	7	0	9	7	13	6	7	96
OT	0	0	0	0	0	0	0	3	0	0	0	0	0	0	0	0	0	3
TD Rushing	3	2	1	1	2	0	1	0	3	3	1	1	1	0	2	3	0	24
TD Passing	0	1	2	1	2	2	0	1	0	4	1	0	1	3	1	1	1	21
TD KO Returns	0	0	0	0	0	0	0	0	0	0	0	0	0	0	0	0	0	0
TD Punt	0	0	0	0	0	0	0	0	0	0	0	0	0	0	0	0	0	0
Returns	1	0	0	0	0	0	0	0	0	0	0	0	0	0	0	0	0	1
TD Sp. Teams	1	0	0	1	0	0	0	0	0	0	0	0	0	0	0	0	0	2
TD Def. Returns	2	3	3	2	1	2	1	2	3	0	2	1	4	1	4	0	1	32
FG Attempts	2	2	3	1	1	0	0	2	3	0	2	0	3	1	4	0	1	25
FG Made	0	0	0	0	0	0	0	0	0	0	0	0	0	0	0	0	0	0
Safety	0	1	0	0	0	0	0	0	0	0	0	0	1	0	0	0	0	2
2-Pt Attempts	0	1	0	0	0	0	0	0	0	0	0	0	0	0	0	0	0	1
2-Pt Made	26:32	30:37	39:10	24:00	24:01	28:36	31:14	25:38	28:56	37:21	34:51	34:06	31:06	33:27	34:38	30:11	27:03	521:27
Time of Possession																		

2023 REGULAR SEASON NEW YORK GIANTS DRIVES ENDED BY...  
(THROUGH WEEK 18)

DATE	TEAMS	DRIVES	3/OUT	TD	FGA	FGM	PNT	DWN	TRN	SAF	CLK	POINTS	PTS/DRV	EFF
9/10	N.Y. Giants	12	7	0	2	0	3	2	3	0	2	0	0.00	0%
	vs. Dallas	9	3	3	2	2	3	1	0	0	0	27	3.00	56%
9/17	N.Y. Giants	10	2	4	1	1	3	0	1	0	1	31	3.10	50%
	@ Arizona	10	2	3	3	2	3	0	0	0	1	28	2.80	50%
9/21	N.Y. Giants	10	5	1	2	2	6	0	1	0	0	12	1.20	30%
	@ San Francisco	11	3	3	3	3	3	0	0	0	2	30	2.73	55%
10/2	N.Y. Giants	12	3	0	1	1	5	2	3	0	1	3	0.25	8%
	vs. Seattle	11	4	2	2	1	4	2	0	0	1	17	1.55	27%
10/8	N.Y. Giants	9	2	0	4	3	4	1	0	0	0	9	1.00	33%
	@ Miami	11	2	4	1	1	2	0	3	0	1	31	2.82	46%
10/15	N.Y. Giants	10	3	0	3	3	4	1	0	0	2	9	0.90	30%
	@ Buffalo	9	3	2	2	0	3	0	2	0	0	14	1.56	22%
10/22	N.Y. Giants	14	7	2	1	0	8	0	1	0	2	14	1.00	14%
	vs. Washington	14	8	1	1	0	10	1	1	0	0	7	0.50	7%
10/29	N.Y. Giants	17	11	1	3	1	13	0	0	0	0	10	0.59	12%
	vs. N.Y. Jets	17	7	1	2	2	11	1	2	0	0	13	0.76	18%
11/5	N.Y. Giants	13	6	1	0	0	4	4	2	0	1	6	0.46	8%
	@ Las Vegas	12	5	3	3	3	5	1	0	0	0	30	2.50	50%
11/12	N.Y. Giants	13	8	2	1	1	7	1	1	0	1	17	1.31	23%
	@ Dallas	13	4	7	0	0	2	1	2	0	1	49	3.77	54%
11/19	N.Y. Giants	12	5	3	1	1	7	1	0	0	0	24	2.00	33%
	@ Washington	14	3	2	2	2	2	0	5	0	2	19	1.36	29%
11/26	N.Y. Giants	12	4	1	1	1	8	0	1	0	1	10	0.83	17%
	vs. New England	12	4	1	1	0	6	0	3	0	1	7	0.58	8%
12/11	N.Y. Giants	12	5	3	2	1	4	1	1	0	1	24	2.00	33%
	vs. Green Bay	11	2	2	4	3	3	0	2	0	0	22	2.00	46%
12/17	N.Y. Giants	9	4	0	2	2	5	2	0	0	0	6	0.67	22%
	@ New Orleans	9	2	3	1	1	4	0	0	0	1	24	2.67	44%
12/25	N.Y. Giants	10	2	2	1	1	4	2	1	0	0	17	1.70	30%
	@ Philadelphia	11	2	3	4	4	2	0	1	0	0	33	3.00	64%
12/31	N.Y. Giants	13	3	2	3	2	5	2	1	0	0	19	1.46	31%
	vs. L.A. Rams	14	5	4	0	0	5	1	3	0	1	26	1.86	29%
1/7	N.Y. Giants	12	4	3	3	2	5	0	1	0	0	27	2.25	42%
	vs. Philadelphia	13	6	1	1	1	4	1	4	0	2	10	0.77	15%
<b>TOTALS</b>	<b>GIANTS</b>	<b>200</b>	<b>81</b>	<b>25</b>	<b>31</b>	<b>22</b>	<b>95</b>	<b>19</b>	<b>17</b>	<b>0</b>	<b>12</b>	<b>238</b>	<b>1.19</b>	<b>23.5%</b>
	<b>OPPONENTS</b>	<b>201</b>	<b>65</b>	<b>45</b>	<b>32</b>	<b>25</b>	<b>72</b>	<b>9</b>	<b>28</b>	<b>0</b>	<b>13</b>	<b>387</b>	<b>1.93</b>	<b>34.8%</b>



GIANTS 2023 REGULAR SEASON THIRD DOWN EFFICIENCY

GIANTS													
Date	Opponent	3rd & 1	3rd & 2	3rd & 3	3rd & 4	3rd & 5	3rd & 6	3rd & 7	3rd & 8	3rd & 9	3rd & 10+	Total	Ttl %
9/10	Dallas	3 / 3	0 / 1	1 / 2	0 / 0	1 / 1	0 / 0	0 / 1	0 / 1	0 / 1	0 / 6	5 / 16	31.25
9/17	at Arizona	4 / 4	0 / 1	0 / 0	0 / 1	0 / 0	0 / 0	0 / 1	0 / 0	1 / 1	2 / 4	7 / 12	58.33
9/21	at San Francisco	1 / 1	1 / 2	0 / 1	1 / 1	0 / 0	0 / 1	0 / 1	0 / 1	0 / 1	0 / 3	3 / 12	25.00
10/2	Seattle	0 / 0	2 / 2	0 / 2	2 / 2	0 / 1	1 / 1	1 / 2	0 / 1	0 / 0	0 / 5	6 / 16	37.50
10/8	at Miami	1 / 1	0 / 1	0 / 4	0 / 0	0 / 0	2 / 3	0 / 2	0 / 1	1 / 2	1 / 3	5 / 17	29.41
10/15	at Buffalo	2 / 4	1 / 1	1 / 1	2 / 3	0 / 0	1 / 2	1 / 1	1 / 2	1 / 1	0 / 4	10 / 19	52.63
10/22	Washington	1 / 1	1 / 3	0 / 1	0 / 0	1 / 1	1 / 2	0 / 1	0 / 0	0 / 1	1 / 6	5 / 16	31.25
10/29	N.Y. Jets	0 / 0	0 / 0	0 / 3	0 / 3	0 / 1	2 / 3	0 / 2	0 / 1	0 / 1	0 / 5	2 / 19	10.53
11/5	at Las Vegas	0 / 0	1 / 1	0 / 2	1 / 2	1 / 2	0 / 0	0 / 0	0 / 2	0 / 0	0 / 3	3 / 12	25.00
11/12	at Dallas	0 / 0	0 / 0	0 / 1	0 / 1	0 / 0	0 / 0	0 / 1	0 / 1	0 / 1	0 / 7	0 / 12	0.00
11/19	at Washington	1 / 1	0 / 1	0 / 0	0 / 0	1 / 1	0 / 0	0 / 0	1 / 1	0 / 1	2 / 9	5 / 14	35.71
11/26	New England	1 / 1	0 / 2	0 / 1	0 / 0	0 / 0	0 / 0	0 / 1	1 / 1	0 / 0	2 / 7	4 / 13	30.77
12/11	Green Bay	1 / 2	0 / 0	0 / 1	0 / 1	0 / 0	0 / 1	1 / 1	0 / 1	1 / 2	0 / 1	3 / 10	30.00
12/17	at New Orleans	1 / 1	0 / 1	0 / 0	0 / 0	0 / 2	0 / 0	0 / 2	0 / 0	0 / 1	1 / 9	2 / 16	12.50
12/25	at Philadelphia	0 / 1	0 / 0	1 / 2	0 / 1	0 / 2	2 / 2	0 / 1	0 / 3	0 / 1	1 / 1	4 / 14	28.57
12/31	L.A. Rams	1 / 2	0 / 0	0 / 0	2 / 2	0 / 1	1 / 3	0 / 0	0 / 0	0 / 1	1 / 7	5 / 16	31.25
1/7	Philadelphia	2 / 2	1 / 2	1 / 1	1 / 2	0 / 0	0 / 1	0 / 0	0 / 1	0 / 0	1 / 5	6 / 14	42.86
<b>TOTALS</b>		<b>19 / 24</b>	<b>7 / 18</b>	<b>4 / 22</b>	<b>9 / 19</b>	<b>4 / 12</b>	<b>10 / 19</b>	<b>3 / 17</b>	<b>3 / 17</b>	<b>4 / 15</b>	<b>12 / 85</b>	<b>75 / 248</b>	<b>30.24</b>
		<b>79.2%</b>	<b>38.9%</b>	<b>18.2%</b>	<b>47.4%</b>	<b>33.3%</b>	<b>52.6%</b>	<b>17.6%</b>	<b>17.6%</b>	<b>26.7%</b>	<b>14.1%</b>	<b>30.2%</b>	<b>--</b>

OPPONENT													
Date	Opponent	3rd & 1	3rd & 2	3rd & 3	3rd & 4	3rd & 5	3rd & 6	3rd & 7	3rd & 8	3rd & 9	3rd & 10+	Total	Ttl %
9/10	Dallas	1 / 1	1 / 2	0 / 1	1 / 1	0 / 0	1 / 2	2 / 2	0 / 2	0 / 0	0 / 2	6 / 13	46.15
9/17	at Arizona	1 / 1	0 / 0	0 / 0	0 / 0	1 / 1	0 / 1	1 / 1	0 / 0	0 / 1	1 / 5	4 / 10	40.00
9/21	at San Francisco	2 / 2	1 / 1	0 / 1	1 / 1	1 / 2	1 / 1	0 / 0	1 / 2	0 / 1	2 / 5	9 / 16	56.25
10/2	Seattle	2 / 2	0 / 1	0 / 0	0 / 0	0 / 1	0 / 1	0 / 1	0 / 3	0 / 0	1 / 3	3 / 12	25.00
10/8	at Miami	0 / 1	0 / 0	1 / 1	1 / 3	0 / 0	1 / 1	0 / 1	0 / 0	0 / 1	0 / 0	3 / 8	37.50
10/15	at Buffalo	1 / 1	3 / 3	1 / 1	0 / 0	0 / 0	1 / 1	0 / 3	0 / 0	0 / 1	0 / 2	6 / 12	50.00
10/22	Washington	0 / 1	0 / 0	0 / 1	0 / 1	0 / 2	0 / 1	0 / 1	0 / 0	1 / 2	0 / 6	1 / 15	6.67
10/29	N.Y. Jets	0 / 3	0 / 1	0 / 0	0 / 1	0 / 2	0 / 2	0 / 0	0 / 1	0 / 0	2 / 5	2 / 15	13.33
11/5	at Las Vegas	2 / 3	1 / 1	0 / 0	0 / 1	1 / 3	0 / 2	0 / 2	0 / 0	0 / 0	1 / 2	5 / 14	35.71
11/12	at Dallas	1 / 2	0 / 1	0 / 0	1 / 1	1 / 2	1 / 1	0 / 1	0 / 0	1 / 3	1 / 1	6 / 12	50.00
11/19	at Washington	0 / 1	2 / 3	3 / 3	0 / 0	0 / 1	0 / 0	0 / 0	0 / 1	0 / 0	0 / 4	5 / 13	38.46
11/26	New England	0 / 0	0 / 0	0 / 0	1 / 3	1 / 1	1 / 1	0 / 3	0 / 2	0 / 1	1 / 3	4 / 14	28.57
12/11	Green Bay	1 / 1	0 / 1	0 / 1	1 / 2	2 / 3	1 / 2	0 / 0	0 / 0	0 / 0	0 / 4	5 / 14	35.71
12/17	at New Orleans	2 / 2	0 / 0	1 / 1	1 / 1	1 / 2	0 / 0	0 / 1	0 / 1	0 / 0	1 / 4	6 / 12	50.00
12/25	at Philadelphia	1 / 2	0 / 0	2 / 3	2 / 2	0 / 2	2 / 3	0 / 0	0 / 0	0 / 0	1 / 3	8 / 15	53.33
12/31	L.A. Rams	0 / 0	1 / 1	0 / 0	1 / 1	0 / 0	0 / 1	0 / 1	0 / 2	0 / 1	0 / 1	2 / 8	25.00
1/7	Philadelphia	3 / 3	0 / 0	0 / 0	1 / 1	0 / 0	0 / 1	0 / 0	0 / 3	0 / 1	1 / 4	5 / 13	38.46
<b>TOTALS</b>		<b>17 / 26</b>	<b>9 / 15</b>	<b>8 / 13</b>	<b>11 / 19</b>	<b>8 / 22</b>	<b>9 / 21</b>	<b>3 / 17</b>	<b>1 / 17</b>	<b>2 / 12</b>	<b>12 / 54</b>	<b>80 / 216</b>	<b>37.04</b>
		<b>65.4%</b>	<b>60.0%</b>	<b>61.5%</b>	<b>57.9%</b>	<b>36.4%</b>	<b>42.9%</b>	<b>17.6%</b>	<b>5.9%</b>	<b>16.7%</b>	<b>22.2%</b>	<b>37.0%</b>	<b>--</b>

2023 REGULAR SEASON NYG INDIVIDUAL SINGLE-GAME HIGHS

<b>Touchdowns</b>	2	Barkley, S.	vs. PHI	01/07	3	Williams, K.	vs. LAR	12/31
		Barkley, S.	vs. GB	12/11				
		Barkley, S.	at WAS	11/19				
		Barkley, S.	at ARI	09/17				
<b>Passes Attempted</b>	41	Taylor, T.	vs. LAR	12/31	45	Howell, S.	at WAS	11/19
<b>Passes Completed</b>	27	Taylor, T.	vs. LAR	12/31	31	Howell, S.	at WAS	11/19
		Jones, D.	vs. SEA	10/02				
<b>Completion Percentage</b>	80.9	DeVito, T.	vs. GB	12/11	82.1	Carr, D.	at NO	12/17
<b>Passing Yards</b>	321	Jones, D.	at ARI	09/17	404	Prescott, D.	at DAL	11/12
<b>Yards Per Attempt</b>	9.6	Taylor, T.	vs. WAS	10/22	11.5	Prescott, D.	at DAL	11/12
<b>Touchdown Passes</b>	3	DeVito, T.	at WAS	11/19	4	Prescott, D.	at DAL	11/12
<b>Pass Receptions</b>	8	Robinson, W.	at BUF	10/15	11	Lamb, C.	at DAL	11/12
		Waller, D.	at MIA	10/08				
<b>Receiving Yards</b>	109	Hyatt, J.	vs. NE	11/26	181	Hill, T.	at MIA	10/08
<b>Touchdown Receptions</b>	2	Barkley, S.	at WAS	11/19	1	Watkins, Q.	vs. PHI	01/07
						Kupp, C.	vs. LAR	12/31
						Smith, D.	at PHI	12/25
						Graham, J.	at NO	12/17
						Johnson, J.	at NO	12/17
						Kirkwood, K.	at NO	12/17
						Heath, M.	vs. GB	12/11
						Dotson, J.	at WAS	11/19
						Cooks, B.	at DAL	11/12
						Ferguson, J.	at DAL	11/12
						...11 more.		
<b>Rushing Yards</b>	128	Barkley, S.	vs. NYJ	10/29	151	Achane, D.	at MIA	10/08
<b>Rushing Attempts</b>	36	Barkley, S.	vs. NYJ	10/29	26	Jacobs, J.	at LV	11/05
<b>Rushing Average</b>	7.1	DeVito, T.	vs. GB	12/11	13.7	Achane, D.	at MIA	10/08
<b>Rushing Touchdowns</b>	2	Barkley, S.	vs. PHI	01/07	3	Williams, K.	vs. LAR	12/31
		Barkley, S.	vs. GB	12/11				
<b>Yards From Scrimmage</b>	140	Barkley, S.	at WAS	11/19	181	Hill, T.	at MIA	10/08
<b>Combined Net Yards</b>	140	Barkley, S.	at WAS	11/19	181	Hill, T.	at MIA	10/08
<b>Interceptions Made</b>	2	McKinney, X.	vs. PHI	01/07	1	Blankenship, R.	vs. PHI	01/07
		Belton, D.	vs. LAR	12/31		Fuller, J.	vs. LAR	12/31
						Ringo, K.	at PHI	12/25
						Bland, D.	at DAL	11/12
						Hobbs, N.	at LV	11/05
						Robertson, A.	at LV	11/05
						Diggs, Q.	vs. SEA	10/02
						Witherspoon, D.	vs. SEA	10/02
						Hufanga, T.	at SF	09/21
						Thompson, J.	at ARI	09/17
						...2 more.		
<b>Interceptions Thrown</b>	2	DeVito, T.	at LV	11/05	3	Howell, S.	at WAS	11/19
		Jones, D.	vs. SEA	10/02				
		Jones, D.	vs. DAL	09/10				
<b>INT Return Yards</b>	102	Pinnock, J.	at MIA	10/08	97	Witherspoon, D.	vs. SEA	10/02
<b>Tackles</b>	14	Okereke, B.	at WAS	11/19	17	Wagner, B.	vs. SEA	10/02
<b>Sacks</b>	3.0	Thibodeaux, K.	vs. NYJ	10/29	3.0	Kpassagnon, T.	at NO	12/17
						Crosby, M.	at LV	11/05
<b>Punts</b>	13	Gillan, J.	vs. NYJ	10/29	11	Morstead, T.	vs. NYJ	10/29
<b>Punts Inside the 20</b>	5	Gillan, J.	vs. NYJ	10/29	4	Morstead, T.	vs. NYJ	10/29
						Way, T.	vs. WAS	10/22
<b>Punting Average</b>	53.6	Gillan, J.	vs. SEA	10/02	63.6	Cole, A.	at LV	11/05
<b>Punt Returns</b>	6	Olszewski, G.	vs. NYJ	10/29	6	Crowder, J.	vs. WAS	10/22
<b>Punt Return Yards</b>	108	Olszewski, G.	vs. LAR	12/31	66	Covey, B.	at PHI	12/25
<b>Kickoff Returns</b>	5	Campbell, P.	at LV	11/05	2	Scott, B.	vs. PHI	01/07
						Pringle, B.	at WAS	11/19
<b>Kickoff Return Yards</b>	110	Campbell, P.	at LV	11/05	77	Pringle, B.	at WAS	11/19
<b>Field Goals Attempted</b>	4	Gano, G.	at MIA	10/08	4	Elliott, J.	at PHI	12/25
						Carlson, A.	vs. GB	12/11
<b>Field Goals Made</b>	3	Gano, G.	at BUF	10/15	4	Elliott, J.	at PHI	12/25
		Gano, G.	at MIA	10/08				

2023 REGULAR SEASON NYG LONGEST PLAYS

Run From Scrimmage	36	Barkley, S.	at WAS	11/19	76	Achane, D.	at MIA	10/08
Touchdown Run	24	Robinson, W.	vs. LAR	12/31	76	Achane, D.	at MIA	10/08
Passing Long	80	Taylor, T.	vs. LAR	12/31	80	Stafford, M.	vs. LAR	12/31
Touchdown Pass Long	80	Taylor, T.	vs. LAR	12/31	69	Tagovailoa, T.	at MIA	10/08
Pass Reception	80	Slayton, D.	vs. LAR	12/31	80	Nacua, P.	vs. LAR	12/31
Touchdown Reception	80	Slayton, D.	vs. LAR	12/31	69	Hill, T.	at MIA	10/08
Interception Return	102	Pinnock, J.	at MIA	10/08	97	Witherspoon, D.	vs. SEA	10/02
Longest INT Return for TD	102	Pinnock, J.	at MIA	10/08	97	Witherspoon, D.	vs. SEA	10/02
Longest Own Fumble Return	1	McCloud, N.	vs. WAS	10/22				
Longest Opponent's Fumble Return	10	McFadden, M.	vs. PHI	01/07	50	Valentine, C.	vs. GB	12/11
Punt Return	94	Olszewski, G.	vs. LAR	12/31	54	Covey, B.	at PHI	12/25
Kickoff Return	36	Campbell, P.	at DAL	11/12	40	Pringle, B.	at WAS	11/19
Punt	74	Gillan, J.	vs. NE	11/26	72	Evans, E.	vs. LAR	12/31
Field Goal	57	Gano, G.	at SF	09/21	50	Grupe, B.	at NO	12/17
Field Goal Attempt	57	Gano, G.	at SF	09/21	55	Prater, M.	at ARI	09/17

DATE	OPPONENT	GIANTS PLAYERS	YDS.
12/31	LAR	<b>Taylor -&gt; Slayton</b>	<b>80T</b>
12/25	at PHI	<b>Taylor -&gt; Slayton</b>	<b>69T</b>
9/17	at ARI	Jones -> Hyatt	58
1/7	PHI	Taylor -> Barkley	46
10/22	WAS	Taylor -> Hyatt	42
11/26	NE	DeVito -> Hyatt	41
11/19	at WAS	<b>DeVito -&gt; Slayton</b>	<b>40T</b>
11/5	at LV	DeVito -> Slayton	34
12/17	at NO	DeVito -> Slayton	33
10/22	WAS	Taylor -> Hyatt	33
1/7	PHI	Taylor -> Robinson	33
12/11	GB	DeVito -> Robinson	32
10/22	WAS	<b>Taylor -&gt; Barkley</b>	<b>32T</b>
9/17	at ARI	Jones -> Hyatt	31
10/15	at BUF	Taylor -> Slayton	31
11/26	NE	DeVito -> Hyatt	29
12/17	at NO	DeVito -> Waller	29
9/17	at ARI	Jones -> Slayton	29
10/15	at BUF	Taylor -> Slayton	27
10/22	WAS	Taylor -> Waller	27
11/12	at DAL	DeVito -> Bellinger	26
11/19	at WAS	DeVito -> Bellinger	26
1/7	PHI	Taylor -> Robinson	26
12/11	GB	DeVito -> Robinson	25
9/17	at ARI	Jones -> Waller	25
11/19	at WAS	<b>DeVito -&gt; Barkley</b>	<b>24T</b>
11/19	at WAS	DeVito -> Slayton	24
9/10	DAL	Jones -> Hodgins	24
11/5	at LV	DeVito -> Bellinger	23
1/7	PHI	Taylor -> Waller	23
11/26	NE	DeVito -> Hyatt	22
10/2	SEA	Jones -> Breida	22
10/2	SEA	Jones -> Breida	22
9/10	DAL	Jones -> Waller	22
10/22	WAS	Taylor -> Robinson	22
10/22	WAS	Taylor -> Slayton	22
11/19	at WAS	DeVito -> Barkley	21
11/19	at WAS	DeVito -> Robinson	21
10/8	at MIA	Jones -> Waller	21
12/25	at PHI	Taylor -> Bellinger	20
12/31	LAR	Taylor -> Robinson	20
10/8	at MIA	Taylor -> Slayton	20
10/15	at BUF	Taylor -> Waller	20
12/25	at PHI	Taylor -> Waller	20

DATE	OPPONENT	OPPONENT PLAYERS	YDS.
12/31	LAR	Stafford -> Nacua	80
10/8	at MIA	<b>Tagovailoa -&gt; Hill</b>	<b>69T</b>
10/8	at MIA	Tagovailoa -> Hill	64
10/2	SEA	Lock -> Fant	51
11/5	at LV	O'Connell -> Tucker	50
10/29	NYJ	<b>Wilson -&gt; Hall</b>	<b>50T</b>
9/10	DAL	Prescott -> Lamb	49
12/11	GB	Love -> Kraft	43
11/12	at DAL	<b>Prescott -&gt; Gallup</b>	<b>41T</b>
9/21	at SF	Purdy -> Samuel	40
11/12	at DAL	Prescott -> Cooks	37
12/31	LAR	Stafford -> Robinson	37
12/25	at PHI	<b>Hurts -&gt; Smith</b>	<b>36T</b>
12/11	GB	Love -> Dillon	35
11/12	at DAL	Prescott -> Cooks	34
12/25	at PHI	Hurts -> Brown	32
11/12	at DAL	Prescott -> Cooks	32
10/22	WAS	Howell -> McLaurin	31
11/12	at DAL	Prescott -> Lamb	30
11/12	at DAL	Prescott -> Lamb	30
9/21	at SF	Purdy -> Samuel	30
11/19	at WAS	Howell -> Thomas	29
9/21	at SF	Purdy -> Kittle	29
11/12	at DAL	Rush -> Gallup	29
10/29	NYJ	Wilson -> Lazard	29
10/29	NYJ	Wilson -> Wilson	29
10/15	at BUF	Allen -> Diggs	28
11/12	at DAL	Prescott -> Lamb	28
10/22	WAS	Howell -> McLaurin	27
9/21	at SF	<b>Purdy -&gt; Samuel</b>	<b>27T</b>
11/12	at DAL	Prescott -> Cooks	25
11/5	at LV	O'Connell -> Meyers	24



# 2023 BIG PASS PLAYS



9/21	at SF	Purdy -> Jennings	24
12/17	at NO	<b>Carr -&gt; Johnson</b>	<b>23T</b>
9/17	at ARI	Dobbs -> McBride	23
10/2	SEA	Smith -> Lockett	23
10/8	at MIA	Tagovailoa -> Wilson Jr.	23
9/17	at ARI	Dobbs -> Brown	22
1/7	PHI	Mariota -> Covey	22
9/17	at ARI	Dobbs -> Wilson	21
11/19	at WAS	Howell -> Robinson Jr.	21
12/25	at PHI	Hurts -> Goedert	21
10/8	at MIA	Tagovailoa -> Waddle	20

2023 REGULAR SEASON - BIG RUN PLAYS (10+ YARDS)

DATE	OPPONENT	GIANTS PLAYER	YDS.
11/19	at Washington	Saquon Barkley	36
10/15	at Buffalo	Saquon Barkley	34
12/11	Green Bay	Saquon Barkley	34
10/29	N.Y. Jets	Saquon Barkley	34
12/11	Green Bay	Wan'Dale Robinson	32
11/19	at Washington	Saquon Barkley	31
12/31	L.A. Rams	Tyrod Taylor	31
11/05	at Las Vegas	Saquon Barkley	26
12/11	Green Bay	Tommy DeVito	26
12/31	L.A. Rams	<b>Wan'Dale Robinson</b>	<b>24T</b>
11/12	at Dallas	Saquon Barkley	21
10/22	Washington	Tyrod Taylor	20
10/15	at Buffalo	Saquon Barkley	19
11/26	New England	Saquon Barkley	19
11/12	at Dallas	Tommy DeVito	19
09/10	Dallas	Saquon Barkley	18
10/02	Seattle	Daniel Jones	17
12/11	Green Bay	Saquon Barkley	17
10/29	N.Y. Jets	Tyrod Taylor	17
10/02	Seattle	Daniel Jones	16
09/17	at Arizona	Saquon Barkley	16
09/17	at Arizona	Daniel Jones	15
12/25	at Philadelphia	Tyrod Taylor	15
09/17	at Arizona	<b>Daniel Jones</b>	<b>14T</b>
11/26	New England	Saquon Barkley	14
12/17	at New Orleans	Tommy DeVito	14
12/17	at New Orleans	Tommy DeVito	14
01/07	Philadelphia	Tyrod Taylor	14
09/17	at Arizona	Daniel Jones	13
11/12	at Dallas	Saquon Barkley	13
12/31	L.A. Rams	Saquon Barkley	13
12/11	Green Bay	Tommy DeVito	13
01/07	Philadelphia	Eric Gray	12
12/25	at Philadelphia	Saquon Barkley	12
10/22	Washington	Saquon Barkley	12
09/10	Dallas	Daniel Jones	11
10/08	at Miami	Daniel Jones	11
11/12	at Dallas	Saquon Barkley	11
12/31	L.A. Rams	Saquon Barkley	11
01/07	Philadelphia	Saquon Barkley	11
10/02	Seattle	Daniel Jones	10
11/12	at Dallas	Saquon Barkley	10
11/05	at Las Vegas	Saquon Barkley	10
12/11	Green Bay	Saquon Barkley	10
09/17	at Arizona	Saquon Barkley	10
12/31	L.A. Rams	Saquon Barkley	10
12/25	at Philadelphia	Saquon Barkley	10
12/11	Green Bay	Tommy DeVito	10
10/29	N.Y. Jets	Wan'Dale Robinson	10

TOTALS 49 - 840 (17.1), 2 TDS

DATE	OPPONENT	OPP. PLAYER	YDS.
10/08	at Miami	<b>De'Von Achane</b>	<b>76T</b>
01/07	Philadelphia	Kenneth Gainwell	32
10/02	Seattle	Kenneth Walker III	31
12/31	L.A. Rams	<b>Kyren Williams</b>	<b>28T</b>
09/10	Dallas	Tony Pollard	25
10/08	at Miami	De'Von Achane	24
11/19	at Washington	Derrick Gore	23
09/17	at Arizona	<b>Joshua Dobbs</b>	<b>23T</b>
10/08	at Miami	Raheem Mostert	23
09/17	at Arizona	James Conner	22
12/25	at Philadelphia	Kenneth Gainwell	22
09/17	at Arizona	James Conner	21
11/12	at Dallas	Rico Dowdle	21
12/11	Green Bay	Jayden Reed	20
11/19	at Washington	Sam Howell	20
11/19	at Washington	Brian Robinson Jr.	18
09/21	at San Francisco	Elijah Mitchell	18

12/25	at Philadelphia	D'Andre Swift	17
11/05	at Las Vegas	<b>Jakobi Meyers</b>	<b>17T</b>
09/17	at Arizona	James Conner	17
01/07	Philadelphia	Marcus Mariota	17
11/12	at Dallas	Rico Dowdle	17
10/29	N.Y. Jets	Zach Wilson	17
11/19	at Washington	Chris Rodriguez Jr.	16
12/25	at Philadelphia	Jalen Hurts	16
12/11	Green Bay	<b>Jayden Reed</b>	<b>16T</b>
10/02	Seattle	Kenneth Walker III	16
12/17	at New Orleans	Alvin Kamara	15
11/05	at Las Vegas	Josh Jacobs	15
12/31	L.A. Rams	Puka Nacua	15
11/26	New England	Rhamondre Stevenson	15
11/12	at Dallas	Tony Pollard	15
10/02	Seattle	Zach Charbonnet	15
11/12	at Dallas	<b>CeeDee Lamb</b>	<b>14T</b>
10/15	at Buffalo	James Cook	14
10/15	at Buffalo	James Cook	14
12/11	Green Bay	Patrick Taylor	14
12/25	at Philadelphia	D'Andre Swift	13
11/26	New England	Ezekiel Elliott	13
09/17	at Arizona	Joshua Dobbs	13
11/26	New England	Rhamondre Stevenson	13
11/26	New England	Rhamondre Stevenson	13
09/21	at San Francisco	Christian McCaffrey	12
12/25	at Philadelphia	D'Andre Swift	12
12/25	at Philadelphia	D'Andre Swift	12
10/08	at Miami	De'Von Achane	12
10/08	at Miami	De'Von Achane	12
01/07	Philadelphia	Kenneth Gainwell	12
10/15	at Buffalo	Latavius Murray	12
01/07	Philadelphia	Marcus Mariota	12
11/12	at Dallas	Rico Dowdle	12
09/10	Dallas	Tony Pollard	12
11/12	at Dallas	Tony Pollard	12
12/17	at New Orleans	Alvin Kamara	11
11/19	at Washington	Brian Robinson Jr.	11
11/19	at Washington	Brian Robinson Jr.	11
10/02	Seattle	Drew Lock	11
01/07	Philadelphia	Kenneth Gainwell	11
10/08	at Miami	Raheem Mostert	11
10/22	Washington	Sam Howell	11
09/21	at San Francisco	Christian McCaffrey	10
09/21	at San Francisco	Christian McCaffrey	10
11/12	at Dallas	<b>Dak Prescott</b>	<b>10T</b>
09/17	at Arizona	James Conner	10
10/15	at Buffalo	James Cook	10
11/05	at Las Vegas	Josh Jacobs	10
12/31	L.A. Rams	Kyren Williams	10
10/15	at Buffalo	Latavius Murray	10
09/10	Dallas	Rico Dowdle	10
<b>TOTALS</b>		<b>69 - 1,123 (16.3), 7 TDS</b>	

2023 REGULAR SEASON - BIG PASS PLAYS (20+ YARDS)

DATE	OPPONENT	GIANTS PLAYER	YDS.
12/31	L.A. Rams	<b>Tyrod Taylor -&gt; Darius Slayton</b>	<b>80T</b>
12/25	at Philadelphia	<b>Tyrod Taylor -&gt; Darius Slayton</b>	<b>69T</b>
09/17	at Arizona	Daniel Jones -> Jalin Hyatt	58
01/07	Philadelphia	Tyrod Taylor -> Saquon Barkley	46
10/22	Washington	Tyrod Taylor -> Jalin Hyatt	42
11/26	New England	Tommy DeVito -> Jalin Hyatt	41
11/19	at Washington	<b>Tommy DeVito -&gt; Darius Slayton</b>	<b>40T</b>
11/05	at Las Vegas	Tommy DeVito -> Darius Slayton	34
12/17	at New Orleans	Tommy DeVito -> Darius Slayton	33
10/22	Washington	Tyrod Taylor -> Jalin Hyatt	33
01/07	Philadelphia	Tyrod Taylor -> Wan'Dale Robinson	33
12/11	Green Bay	Tommy DeVito -> Wan'Dale Robinson	32
10/22	Washington	<b>Tyrod Taylor -&gt; Saquon Barkley</b>	<b>32T</b>
09/17	at Arizona	Daniel Jones -> Jalin Hyatt	31
10/15	at Buffalo	Tyrod Taylor -> Darius Slayton	31

09/17	at Arizona	Daniel Jones -> Darius Slayton	29
12/17	at New Orleans	Tommy DeVito -> Darren Waller	29
11/26	New England	Tommy DeVito -> Jalin Hyatt	29
10/15	at Buffalo	Tyrod Taylor -> Darius Slayton	27
10/22	Washington	Tyrod Taylor -> Darren Waller	27
11/12	at Dallas	Tommy DeVito -> Daniel Bellinger	26
11/19	at Washington	Tommy DeVito -> Daniel Bellinger	26
01/07	Philadelphia	Tyrod Taylor -> Wan'Dale Robinson	26
09/17	at Arizona	Daniel Jones -> Darren Waller	25
12/11	Green Bay	Tommy DeVito -> Wan'Dale Robinson	25
09/10	Dallas	Daniel Jones -> Isaiah Hodgins	24
11/19	at Washington	Tommy DeVito -> Darius Slayton	24
11/19	at Washington	<b>Tommy DeVito -&gt; Saquon Barkley</b>	<b>24T</b>
11/05	at Las Vegas	Tommy DeVito -> Daniel Bellinger	23
01/07	Philadelphia	Tyrod Taylor -> Darren Waller	23
09/10	Dallas	Daniel Jones -> Darren Waller	22
10/02	Seattle	Daniel Jones -> Matt Breida	22
10/02	Seattle	Daniel Jones -> Matt Breida	22
11/26	New England	Tommy DeVito -> Jalin Hyatt	22
10/22	Washington	Tyrod Taylor -> Darius Slayton	22
10/22	Washington	Tyrod Taylor -> Wan'Dale Robinson	22
10/08	at Miami	Daniel Jones -> Darren Waller	21
11/19	at Washington	Tommy DeVito -> Saquon Barkley	21
11/19	at Washington	Tommy DeVito -> Wan'Dale Robinson	21
12/25	at Philadelphia	Tyrod Taylor -> Daniel Bellinger	20
10/08	at Miami	Tyrod Taylor -> Darius Slayton	20
10/15	at Buffalo	Tyrod Taylor -> Darren Waller	20
12/25	at Philadelphia	Tyrod Taylor -> Darren Waller	20
12/31	L.A. Rams	Tyrod Taylor -> Wan'Dale Robinson	20
<b>TOTALS</b>		<b>44 - 1,317 (29.9), 5 TDS</b>	

DATE	OPPONENT	OPP. PLAYER	YDS.
12/31	L.A. Rams	Matthew Stafford -> Puka Nacua	80
10/08	at Miami	<b>Tua Tagovailoa -&gt; Tyreek Hill</b>	<b>69T</b>
10/08	at Miami	Tua Tagovailoa -> Tyreek Hill	64
10/02	Seattle	Drew Lock -> Noah Fant	51
11/05	at Las Vegas	Aidan O'Connell -> Tre Tucker	50
10/29	N.Y. Jets	<b>Zach Wilson -&gt; Breece Hall</b>	<b>50T</b>
09/10	Dallas	Dak Prescott -> CeeDee Lamb	49
12/11	Green Bay	Jordan Love -> Tucker Kraft	43
11/12	at Dallas	<b>Dak Prescott -&gt; Michael Gallup</b>	<b>41T</b>
09/21	at San Francisco	Brock Purdy -> Deebo Samuel	40
11/12	at Dallas	Dak Prescott -> Brandin Cooks	37
12/31	L.A. Rams	Matthew Stafford -> Demarcus Robinson	37
12/25	at Philadelphia	<b>Jalen Hurts -&gt; DeVonta Smith</b>	<b>36T</b>
12/11	Green Bay	Jordan Love -> AJ Dillon	35
11/12	at Dallas	Dak Prescott -> Brandin Cooks	34
11/12	at Dallas	Dak Prescott -> Brandin Cooks	32
12/25	at Philadelphia	Jalen Hurts -> A.J. Brown	32
10/22	Washington	Sam Howell -> Terry McLaurin	31
09/21	at San Francisco	Brock Purdy -> Deebo Samuel	30
11/12	at Dallas	Dak Prescott -> CeeDee Lamb	30
11/12	at Dallas	Dak Prescott -> CeeDee Lamb	30
09/21	at San Francisco	Brock Purdy -> George Kittle	29
11/12	at Dallas	Cooper Rush -> Michael Gallup	29
11/19	at Washington	Sam Howell -> Logan Thomas	29
10/29	N.Y. Jets	Zach Wilson -> Allen Lazard	29
10/29	N.Y. Jets	Zach Wilson -> Garrett Wilson	29
11/12	at Dallas	Dak Prescott -> CeeDee Lamb	28
10/15	at Buffalo	Josh Allen -> Stefon Diggs	28
09/21	at San Francisco	<b>Brock Purdy -&gt; Deebo Samuel</b>	<b>27T</b>
10/22	Washington	Sam Howell -> Terry McLaurin	27
11/12	at Dallas	Dak Prescott -> Brandin Cooks	25
11/05	at Las Vegas	Aidan O'Connell -> Jakobi Meyers	24
09/21	at San Francisco	Brock Purdy -> Jauan Jennings	24
12/17	at New Orleans	<b>Derek Carr -&gt; Juwan Johnson</b>	<b>23T</b>
10/02	Seattle	Geno Smith -> Tyler Lockett	23
09/17	at Arizona	Joshua Dobbs -> Trey McBride	23
10/08	at Miami	Tua Tagovailoa -> Cedrick Wilson Jr.	23
09/17	at Arizona	Joshua Dobbs -> Marquise Brown	22
01/07	Philadelphia	Marcus Mariota -> Britain Covey	22



## 2023 BIG OFFENSIVE PLAYS



12/25	at Philadelphia	Jalen Hurts -> Dallas Goedert	21
09/17	at Arizona	Joshua Dobbs -> Michael Wilson	21
11/19	at Washington	Sam Howell -> Brian Robinson Jr.	21
10/08	at Miami	Tua Tagovailoa -> Jaylen Waddle	20
TOTALS		43 - 1,448 (33.7), 6 TDS	

<b>January 3</b>	DT Jack Heflin - Terminated (by Club) from Practice Squad WR David Sills - Practice Squad Signing
<b>January 6</b>	DT Jack Heflin - Practice Squad Signing DT Vernon Butler - Terminated (by Club) from Practice Squad
<b>January 7</b>	QB Davis Webb & DT Jack Heflin - Activated, from Practice Squad (Standard Elevation)
<b>January 11</b>	G Solomon Kindley - Reserve/Futures Signing WR James Washington - Practice Squad Veteran Signing
<b>January 14</b>	RB Jashaun Corbin & WR Kalil Pimpleton - Activated, from Practice Squad (Standard Elevation)
<b>January 20</b>	CB Zyon Gilbert & WR Makai Polk - Activated, from Practice Squad (Standard Elevation)
<b>January 22</b>	DT Vernon Butler, RB Jashaun Corbin, T Korey Cunningham, CB Zyon Gilbert, T Devery Hamilton, WR Jaydon Mickens, TE Dre Miller, WR Kalil Pimpleton, WR Makai Polk, S Trenton Thompson - Reserve/Future Signings
<b>January 23</b>	TE Chris Myarick - Reserve/Future Signing
<b>January 26</b>	DB Terrell Burgess & WR David Sills - Reserve/Future Signing
<b>February 13</b>	TE Lawrence Cager - Signed, Exclusive Rights
<b>February 14</b>	G Jack Anderson - Signed, Exclusive Rights
<b>February 16</b>	WR Isaiah Hodgins - Signed, Exclusive Rights
<b>March 7</b>	QB Daniel Jones & LB Jarrad Davis - Signed, Renegotiated Contract RB Saquon Barkley - Designated Franchise Player
<b>March 13</b>	G Wyatt Davis, P Jamie Gillan & LS Casey Kreiter - Signed, Renegotiated Contract
<b>March 14</b>	RB Matt Breida - Signed, Renegotiated Contract
<b>March 15</b>	WR Kenny Golladay - Terminated, Vested Veteran, all contracts WR Sterling Shepard - Free Agent Signing
<b>March 16</b>	LB Bobby Okereke - Free Agent Signing
<b>March 17</b>	WR Parris Campbell, DT Rakeem Nunez-Roches & WR Jeff Smith - Free Agent Signing
<b>March 20</b>	DB Leonard Johnson & WR Darius Slayton - Free Agent Signing
<b>March 23</b>	WR Jamison Crowder, CB Amani Oruwariye & TE Tommy Sweeney - Unrestricted Free Agent Signing DB Bobby McCain - Free Agent Signing
<b>March 29</b>	LB Jihad Ward - Unrestricted Free Agent Signing
<b>April 7</b>	C J.C. Hassenauer - Free Agent Signing

<b>April 24</b>	DT A'Shawn Robinson - Unrestricted Free Agent Signing
<b>May 5</b>	DE Habakkuk Baldonado, LB Troy Brown, DB Alex Cook, QB Tommy DeVito, WR Bryce Ford-Wheaton, DB Gemon Green, LB Dyontae Johnson, TE Ryan Jones & LS Cameron Lyons - Free Agent Signing OLB Oshane Ximines - Free Agent Signing RB Eric Gray, CB Tre Hawkins, S Gervarius Owens - Selection List Signing DB Terrell Burgess - Waived, Failed Physical, Prior to Cut to 53 G Solomon Kindley - Waived, No Recall DT Dexter Lawrence - Signed, Renegotiated Contract
<b>May 6</b>	DT Jordan Riley - Selection List Signing
<b>May 15</b>	WR Jalin Hyatt - Selection List Signing
<b>May 16</b>	DB Terrell Burgess - Waived, Injury Settlement
<b>May 18</b>	CB Deonte Banks - Selection List Signing
<b>May 24</b>	C John Michael Schmitz - Selection List Signing
<b>June 15</b>	TE Dre Miller - Waived, Injured, Prior to Cut to 53 DT Kobe Smith - Free Agent Signing
<b>June 16</b>	TE Dre Miller - Placed on Reserve/Injured
<b>July 18</b>	LB Leonard Johnson - Waived, Injured, Prior to Cut to 53 LB Jarrad Davis - Placed on Reserve/Injured DB Darren Evans - Free Agent Signing
<b>July 19</b>	LB Leonard Johnson - Placed on Reserve/Injured
<b>July 21</b>	WR Cole Beasley & RB James Robinson - Free Agent Signing
<b>July 24</b>	DT Brandin Bryant - Free Agent Signing TE Dre Miller & WR Makai Polk - Waived, No Recall
<b>July 25</b>	RB Saquon Barkley - Franchise Player Signing OLB Tashawn Bower - Free Agent Signing LB Elerson Smith - Waived, Injured Prior to Cut to 53 DB Trenton Thompson - Waived, No Recall DT Vernon Butler - Reserve/Did Not Report WR Jamison Crowder - Declared Non-Football Injury DT D.J. Davidson, G Marcus McKethan, DB Aaron Robinson, DT A'Shawn Robinson, WR Wan'Dale Robinson, WR Sterling Shepard - Declared Physically Unable to Perform DB Leonard Johnson - Waived, Injury Settlement
<b>July 29</b>	DT Vernon Butler - From Reserve/Did Not Report to Reserve/Injured; Prior to Cut to 53 LB Elerson Smith - Waived, Injury Settlement
<b>July 30</b>	WR Jamison Crowder and WR Sterling Shepard - Passed Physical

<b>August 1</b>	C J.C. Hassenauer - Reserve/Injured; Prior to Cut to 53 C Sean Harlow - Free Agent Signing
<b>August 4</b>	WR Jeff Smith - Waived, Injured, Prior to Cut to 53 DT Donovan Jeter - Free Agent Signing
<b>August 7</b>	G Marcus McKethan and DT A'Shawn Robinson - Passed Physical
<b>August 11</b>	WR Jeff Smith - Terminated, Vested Veteran, Injury Settlement
<b>August 14</b>	DL D.J. Davidson - Passed Physical
<b>August 15</b>	LB Ray Wilborn - Claimed off Waivers from DEN OT Devery Hamilton - Waived/Injured
<b>August 16</b>	OT Julién Davenport - Free Agent Signing LB Troy Brown - Waived, Injured, Prior to Cut to 53 T Devery Hamilton - Placed on Reserve/Injured
<b>August 17</b>	LB Troy Brown - Waived/Injured
<b>August 19</b>	CB Rodarius Williams - Waived, No Recall
<b>August 24</b>	S/ILB Isaiah Simmons - Arizona Trades Selection Choice - Round 7, 2024 - New York Giants Trade
<b>August 27</b>	DT Kevin Atkins, DB Darren Evans, NT Donovan Jeter, WR Collin Johnson, RB James Robinson - Waived, No Recall DE Tashawn Bower, DT Brandin Bryant, T Korey Cunningham, T Julién Davenport, WR Jaydon Mickens, - Terminated, Vested Veteran, all contracts WR Bryce Ford-Wheaton - Placed on Reserve/Injured
<b>August 28</b>	TE Chris Myarick - Placed on Reserve/Injured G Jack Anderson, G Wyatt Davis and DB Zyon Gilbert - Waived/Injured
<b>August 29</b>	DT Ryder Anderson, DE Habakkuk Baldonado, LB Darrian Beavers, DB Alex Cook, RB Jashaun Corbin, QB Tommy DeVito, LB Tomon Fox, DB Gemon Green, LB Dyontae Johnson, TE Ryan Jones, LS Cameron Lyons, T Tyre Phillips, WR Kalil Pimpleton, DT Kobe Smith, LB Ray Wilborn - Waived, No Recall WR Cole Beasley, WR Jamison Crowder, C Sean Harlow, DB Amani Oruwariye, WR David Sills, LB Oshane Ximines - Terminated, Vested Veterans, all contracts DT Vernon Butler - Terminated, Vested Veteran, Injury Settlement
<b>August 30</b>	OLB Boogie Basham, Selection Choice-Round 7, 2025 - Buffalo Trades Selection Choice-Round 6, 2025 - New York Giants Trade DT Ryder Anderson, LB Darrian Beavers, DB Alex Cook, QB Tommy DeVito, DB Gemon Green, LB Dyontae Johnson, TE Ryan Jones - Practice Squad WR Cole Beasley, DB Amani Oruwariye, T Tyre Phillips, LB Oshane Ximines - Practice Squad Veteran LB Tomon Fox - Practice Squad Exception
<b>August 31</b>	DB Zyon Gilbert - Waived, Injury Settlement DB Gemon Green, T Tyre Phillips - Terminated (by Club) from Practice Squad TE Tyree Jackson, G Jalen Mayfield - Practice Squad Exception Signing



<b>August 31 (cont.)</b>	RB Taiwan Jones - Practice Squad Veteran Signing DB Kaleb Hayes, WR Dennis Houston, T Jaylon Smith - Practice Squad Signing
<b>September 4</b>	G Jack Anderson - Waived, Injury Settlement WR Cole Beasley - Practice Squad; Injured WR Cam Sims - Practice Squad Veteran Signing
<b>September 9</b>	RB Taiwan Jones - Activated, from Practice Squad (Standard Elevation)
<b>September 16</b>	RB Taiwan Jones, LB Oshane Ximines - Activated, from Practice Squad (Standard Elevation)
<b>September 21</b>	C Jaylon Thomas, LB Oshane Ximines - Activated, from Practice Squad (Standard Elevation)
<b>October 3</b>	RB Taiwan Jones - Terminated (by Club) from Practice Squad G Justin Pugh - Practice Squad Veteran Signing
<b>October 7</b>	C Jaylon Thomas, G Jalen Mayfield - Activated from Practice Squad (Standard Elevation)
<b>October 10</b>	DB Amani Oruwariye, WR Cam Sims - Terminated (by Club) from Practice Squad WR Cole Beasley - Designated for Return / Restored to Practice Squad
<b>October 11</b>	T Yodny Cajuste - Practice Squad Veteran Signing
<b>October 14</b>	QB Tommy DeVito, G Justin Pugh - Activated from Practice Squad (Standard Elevation) G Jalen Mayfield - Free Agent Signing from NYG Practice Squad DE Azeez Ojulari - Reserve/Injured
<b>October 16</b>	G Jalen Mayfield - Waived, No Recall
<b>October 17</b>	OL Joshua Ezeudu - Reserve/Injured T Joshua Miles - Free Agent Signing from ATL Practice Squad T Tyre Phillips - Free Agent Signing from PHI Practice Squad G Jalen Mayfield - Practice Squad Exception Signing DB Alex Cook - Free Agent Signing to CAR Active Roster
<b>October 18</b>	G Justin Pugh - Free Agent Signing from NYG Practice Squad TE Lawrence Cager - Practice Squad Signing
<b>October 19</b>	G Shane Lemieux - Reserve/Injured C Sean Harlow - Free Agent Signing from DAL Practice Squad TE Lawrence Cager - Practice Squad Signing
<b>October 20</b>	WR Cole Beasley - Terminated (by Club) from Practice Squad
<b>October 21</b>	QB Tommy DeVito, G Jalen Mayfield - Activated, from Practice Squad (Standard Elevation)
<b>October 22</b>	WR Gunner Olszewski - Practice Squad Veteran Signing
<b>October 24</b>	RB Jashaun Corbin - Free Agent Signing from CAR Practice Squad OLB Justin Hollins - Practice Squad Veteran Signing RB Eric Gray, T Matt Peart - Reserve/Injured RB Deon Jackson - Claimed off Waivers from CLV

<b>October 28</b>	<p>RB Gary Brightwell - Reserve/Injured          QB Tommy DeVito, LB Oshane Ximines - Activated, from Practice Squad (Standard Elevation)          WR Gunner Olszewski - Free Agent Signing from NYG Practice Squad</p>
<b>October 30</b>	<p>DT Leonard Williams - New York Giants Trade          2024 Round 2 and 2025 Round 5 Draft Selections - Seattle Trades          WR Gunner Olszewski - Terminated, Vested Veteran, all contracts          DB Stantley Oliver-Thomas III - Practice Squad Veteran Signing</p>
<b>October 31</b>	<p>QB Matt Barkley, WR Gunner Olszewski - Practice Squad Veteran Signings          C Jaylon Thomas - Terminated (by Club) from Practice Squad          QB Tommy DeVito - Free Agent Signing from NYG Practice Squad</p>
<b>November 3</b>	<p>K Randy Bullock - Practice Squad Veteran Signing          K Graham Gano - Reserve/Injured          WR Gunner Olszewski - Free Agent Signing from NYG Practice Squad          K Cade York - Free Agent Signing from TEN Practice Squad</p>
<b>November 4</b>	<p>K Randy Bullock, LB Justin Hollins - Activated, from Practice Squad (Standard Elevation)          TE Lawrence Cager - Free Agent Signing from NYG Practice Squad          QB Tyrod Taylor, TE Darren Waller - Reserve/Injured</p>
<b>November 7</b>	<p>QB Jacob Eason, RB Hassan Hall - Practice Squad Signings          QB Matt Barkley - Free Agent Signing from NYG Practice Squad          QB Daniel Jones - Reserve/Injured</p>
<b>November 8</b>	<p>OLB Azeez Ojulari - Designated for Return/Returned to Practice</p>
<b>November 11</b>	<p>K Randy Bullock, TE Tyree Jackson - Activated, from Practice Squad (Standard Elevation)          OLB Azeez Ojulari - Activated, from Reserve</p>
<b>November 13</b>	<p>TE Chris Myarick - Waived, No Recall from Reserve/Injured</p>
<b>November 14</b>	<p>OLB Justin Hollins - Free Agent Signing to LAC Active Roster off NYG Practice Squad</p>
<b>November 18</b>	<p>K Randy Bullock, TE Tyree Jackson - Activated, from Practice Squad (Standard Elevation)</p>
<b>November 20</b>	<p>RB Deon Jackson, T Joshua Miles - Waived, No Recall</p>
<b>November 21</b>	<p>RB Hassan Hall - Terminated (by Club) from Practice Squad          LB Benton Whitley - Free Agent Signing from MIN Practice Squad          RB Deon Jackson - Practice Squad Exception Signing          T Joshua Miles - Practice Squad Veteran Signing</p>
<b>November 22</b>	<p>RB Eric Gray - Designated for Return / Returned to Practice          K Cade York - Practice Squad Exception Signing</p>
<b>November 24</b>	<p>K Randy Bullock - Free Agent Signing from NYG Practice Squad          K Cade York - Practice Squad Exception Signing</p>
<b>November 25</b>	<p>RB Eric Gray - Activated, from Reserve</p>

<b>November 28</b>	TE Tommy Sweeney - Waived, No Recall
<b>November 30</b>	OLB Oshane Ximines - Terminated (by Club) from Practice Squad WR Dylan Drummond - Practice Squad Signing
<b>December 4</b>	QB Matt Barkley - Waived, No Recall QB Jacob Eason - Terminated (by Club) from Practice Squad QB Tyrod Taylor - Designated for Return / Returned to Practice
<b>December 5</b>	QB Matt Barkley - Practice Squad Veteran
<b>December 11</b>	QB Tyrod Taylor - Activated, from Reserve
<b>December 14</b>	TE Darren Waller - Designated for Return / Returned to Practice
<b>December 16</b>	S Bobby McCain - Waived, No Recall TE Darren Waller - Activated, from Reserve
<b>December 20</b>	RB Gary Brightwell, T Matt Peart - Designated for Return / Returned to Practice
<b>December 21</b>	K Randy Bullock - Reserve/Injured DL Timmy Horne - Free Agent Signing from ATL Practice Squad
<b>December 22</b>	K Cade York - Practice Squad; Injured K Mason Crosby - Practice Squad Veteran
<b>December 24</b>	T Evan Neal - Reserve/Injured T Matt Peart - Activated, from Reserve K Mason Crosby, OLB Tomon Fox - Activated, from Practice Squad (Standard Elevation)
<b>December 30</b>	ILB Darrian Beavers - Free Agent Signing from NYG Practice Squad K Mason Crosby, WR Dennis Houston - Activated, from Practice Squad (Standard Elevation) TE Lawrence Cager - Reserve/Injured
<b>January 1</b>	OLB Jeremiah Martin - Practice Squad Signing
<b>January 2</b>	T Tyre Phillips - Reserve/Injured
<b>January 4</b>	QB Jacob Eason, TE Tyree Jackson - Free Agent Signing from NYG Practice Squad
<b>January 6</b>	T Yodny Cajuste, K Mason Crosby - Activated, from Practice Squad QB Jacob Eason, TE Tyree Jackson - Free Agent Signing from NYG Practice Squad S Jason Pinnock - Reserve/Injured
<b>January 8</b>	DT Ryder Anderson, T Yodny Cajuste, DB Kaleb Hayes, WR Dennis Houston, RB Deon Jackson, LB Dyontae Johnson, OLB Jeremiah Martin, G Jalen Mayfield, T Joshua Miles, DB Stanley Thomas-Oliver - Reserve/Future
<b>January 10</b>	OLB Tomon Fox - Reserve/Future
<b>January 23</b>	WR Chase Cota, C Jimmy Morrissey - Reserve/Future

BY GIANTS		BY OPPONENT
<b>PASSING</b>		
510 yards, Eli Manning vs. Tampa Bay, Sep. 16, 2012	<b>500 YARDS PASSING</b>	505 yards, Drew Brees @ New Orleans, Nov. 1, 2015
41 att., Tyrod Taylor vs. L.A. Rams, Dec. 31, 2023	<b>40+ PASS ATTEMPTS</b>	45 att., Sam Howell @ Washington, Nov. 19, 2023
51 att., Daniel Jones vs. L.A. Rams, Oct. 17, 2021	<b>50+ PASS ATTEMPTS</b>	50 att., Carson Wentz @ Philadelphia, Dec. 9, 2019
402 yards, Daniel Jones @ New Orleans, Oct. 3, 2021	<b>400 YARDS PASSING</b>	404 yards, Dak Prescott @ Dallas, Nov. 12, 2023
319 yards, Tyrod Taylor vs. L.A. Rams, Dec. 31, 2023	<b>300 YARDS PASSING</b>	317 yards, Matthew Stafford vs. L.A. Rams, Dec. 31, 2023
6 tds, Eli Manning: (2, 1, 2, 50, 9, 20) @ New Orleans, Nov. 1, 2015	<b>SIX TOUCHDOWN PASSES</b>	* Never Has Happened *
* Never Has Happened *	<b>SEVEN TOUCHDOWN PASSES</b>	7 tds, Drew Brees: (34, 26, 53, 2, 21, 20, 9) @ New Orleans, Nov. 1, 2015
5 tds, Daniel Jones @ Washington, Dec. 22, 2019	<b>FIVE+ TOUCHDOWN PASSES</b>	5 tds, Cam Newton vs. Carolina, Dec. 20, 2015
5 tds, Daniel Jones: (23, 33, 10, 9, 3) @ Washington, Dec. 22, 2019	<b>FIVE TOUCHDOWN PASSES</b>	5 tds, Cam Newton: (3, 37, 14, 20, 14) vs. Carolina, Dec. 20, 2015
4 tds, Daniel Jones: (5, 39, 61, 15) @ N.Y. Jets, Nov. 10, 2019	<b>FOUR TOUCHDOWN PASSES</b>	4 tds, Dak Prescott: (1, 10, 41, 12) @ Dallas, Nov. 12, 2023
3 tds, Tommy DeVito: (24, 40, 5) @ Washington, Nov. 19, 2023	<b>THREE TOUCHDOWN PASSES</b>	3 tds, Derek Carr: (7, 23, 1) @ New Orleans, Dec. 17, 2023
2 ints, Xavier McKinney vs. Philadelphia, Jan. 7, 2024	<b>TWO INTERCEPTION GAME</b>	2 ints, Bobby McCain vs. Washington, Jan. 9, 2022
<b>RUSHING</b>		
200 yards, Ahmad Bradshaw vs. Cleveland, Oct. 7, 2012	<b>200+ YARDS RUSHING</b>	206 yards, Jonathan Stewart vs. Carolina, Dec. 27, 2009
200 yards, Ahmad Bradshaw vs. Cleveland, Oct. 7, 2012	<b>200 YARDS RUSHING</b>	206 yards, Jonathan Stewart vs. Carolina, Dec. 27, 2009
152 yards, Saquon Barkley vs. Houston, Nov. 13, 2022	<b>150-199 YARDS RUSHING</b>	151 yards, De'Von Achane @ Miami, Oct. 8, 2023
128 yards, Saquon Barkley vs. N.Y. Jets, Oct. 29, 2023	<b>100 YARDS RUSHING</b>	151 yards, De'Von Achane @ Miami, Oct. 8, 2023
128 yards, Saquon Barkley vs. N.Y. Jets, Oct. 29, 2023	<b>100-149 YARDS RUSHING</b>	106 yards, James Conner @ Arizona, Sep. 17, 2023
110 yards/107 yards, Saquon Barkley/Daniel Jones @ Jacksonville, Oct. 23, 2022	<b>TWO 100-YARD RUSHERS</b>	140 yards/107 yards, Marshawn Lynch/Russell Wilson @ Seattle, Nov. 9, 2014
Rodney Hampton vs. New Orleans, Sep. 24, 1995	<b>FOUR TOUCHDOWNS RUSHING</b>	4 tds, Marshawn Lynch: (1, 2, 3, 16) @ Seattle, Nov. 9, 2014
3 tds, Ahmad Bradshaw: (1, 1, 1) vs. Buffalo, Oct. 16, 2011	<b>THREE TOUCHDOWNS RUSHING</b>	3 tds, Kyren Williams: (4, 2, 28) vs. L.A. Rams, Dec. 31, 2023
2 tds, Saquon Barkley: (2, 3) vs. Philadelphia, Jan. 7, 2024	<b>TWO TOUCHDOWNS RUSHING</b>	2 tds, Josh Jacobs: (2, 1) @ Las Vegas, Nov. 5, 2023
Ahmad Bradshaw: (4, 10)/Brandon Jacobs: (8, 28) vs. Washington, Dec. 5, 2010	<b>TWO PLAYERS WITH TWO TD RUSHING</b>	* Never Has Happened *
Daniel Bellinger: (2)/Saquon Barkley: (2)/Gary Brightwell: (2) @ Green Bay, Oct. 9, 2022	<b>THREE PLAYERS WITH ONE TD RUSHING</b>	CeeDee Lamb: (14)/Rico Dowdle: (11)/Dak Prescott: (10) @ Dallas, Nov. 12, 2023
152 yards, Saquon Barkley vs. Houston, Nov. 13, 2022	<b>150 YARDS RUSHING</b>	151 yards, De'Von Achane @ Miami, Oct. 8, 2023
36 att., Saquon Barkley vs. N.Y. Jets, Oct. 29, 2023	<b>30+ RUSHING ATTEMPTS</b>	33 att., Derrick Henry vs. Tennessee, Dec. 16, 2018
301 yards vs. Carolina, Dec. 21, 2008	<b>300 YARDS RUSHING (TEAM)</b>	350 yards @ Seattle, Nov. 9, 2014
209 yards vs. Green Bay, Dec. 11, 2023	<b>200 YARDS RUSHING (TEAM)</b>	222 yards @ Miami, Oct. 8, 2023
<b>RECEIVING</b>		
113 yards/100 yards, Evan Engram/Sterling Shepard @ Tampa Bay, Sep. 22, 2019	<b>TWO 100-YARD RECEIVERS</b>	173 yards/151 yards, Brandin Cooks/CeeDee Lamb @ Dallas, Nov. 12, 2023
222 yards, Odell Beckham Jr. vs. Baltimore, Oct. 16, 2016	<b>200 YARDS RECEIVING</b>	241 yards, Gary Clark vs. Washington, Oct. 27, 1986
106 yards, Darius Slayton vs. L.A. Rams, Dec. 31, 2023	<b>100 YARDS RECEIVING</b>	118 yards, Puka Nacua vs. L.A. Rams, Dec. 31, 2023
Earnest Gray at St. Louis (Cardinals), Sep. 7, 1980	<b>FOUR TOUCHDOWN RECEPTIONS</b>	4 tds, Joe Horn: (50, 13, 7, 18) @ New Orleans, Dec. 14, 2003
* Never Has Happened *	<b>FIVE TOUCHDOWN RECEPTIONS</b>	* Never Has Happened *
3 tds, Odell Beckham Jr.: (2, 1, 50) @ New Orleans, Nov. 1, 2015	<b>THREE TOUCHDOWN RECEPTIONS</b>	3 tds, Mike Evans: (21, 3, 20) @ Tampa Bay, Sep. 22, 2019



2 tds, Saquon Barkley: (24, 5) @ Washington, Nov. 19, 2023	<b>TWO TOUCHDOWN RECEPTIONS</b>	2 tds, T.J. Hockenson: (12, 15) @ Minnesota, Dec. 24, 2022
Darius Slayton: (5, 39)/Golden Tate III: (61, 15) @ N.Y. Jets, Nov. 10, 2019	<b>TWO PLAYERS WITH TWO TD RECEPTIONS</b>	Willie Snead: (34, 2)/Brandin Cooks: (26, 21) @ New Orleans, Nov. 1, 2015
189 yards, Kadarius Toney @ Dallas, Oct. 10, 2021	<b>150 YARDS RECEIVING</b>	173/151 yards, Brandin Cooks/CeeDee Lamb @ Dallas, Nov. 12, 2023
10 , Sterling Shepard vs. L.A. Rams, Oct. 17, 2021	<b>10 OR MORE RECEPTIONS</b>	11 , CeeDee Lamb @ Dallas, Nov. 12, 2023
106 yards, Darius Slayton vs. L.A. Rams, Dec. 31, 2023	<b>100-149 YARDS RECEIVING</b>	118 yards, Puka Nacua vs. L.A. Rams, Dec. 31, 2023
189 yards, Kadarius Toney @ Dallas, Oct. 10, 2021	<b>150-199 YARDS RECEIVING</b>	173 yards/151 yards, Brandin Cooks/CeeDee Lamb @ Dallas, Nov. 12, 2023
222 yards, Odell Beckham Jr. vs. Baltimore, Oct. 16, 2016	<b>200-299 YARDS RECEIVING</b>	* Never Has Happened *
<b>DEFENSE</b>		
76 yards, Adoree' Jackson @ Philadelphia, Dec. 25, 2023	<b>INTERCEPTED PASS RETURNED FOR A TOUCHDOWN</b>	97 yards, Devon Witherspoon vs. Seattle, Oct. 2, 2023
1 yards, Kayvon Thibodeaux @ Washington, Dec. 18, 2022	<b>FUMBLE RETURNED FOR A TOUCHDOWN</b>	29 yards, Anthony Brown @ Dallas, Oct. 11, 2020
Sam Darnold intentional grounding in end zone, vs. Carolina, Oct. 24, 2021	<b>SAFETY SCORED</b>	Devontae Booker tackled in end zone by Angelo Blackson, @ Chicago, Jan. 2, 2022
@ Tampa Bay, Sep. 27, 2009	<b>SHUTOUT</b>	vs. Dallas, Sep. 10, 2023
6.0 sk, Osi Umenyiora vs. Philadelphia, Sep. 30, 2007	<b>FIVE+ SACK GAME</b>	5.0 sk, Haason Reddick vs. Arizona, Dec. 13, 2020
6.0 sk, Osi Umenyiora vs. Philadelphia, Sep. 30, 2007	<b>SIX+ SACK GAME</b>	* Never Has Happened *
* Never Has Happened *	<b>FIVE SACK GAME</b>	5.0 sk, Haason Reddick vs. Arizona, Dec. 13, 2020
4.0 sk, Justin Tuck @ Washington, Dec. 1, 2013	<b>FOUR SACK GAME</b>	4.0 sk, Chandler Jones vs. Arizona, Oct. 20, 2019
3.0 sk, Kayvon Thibodeaux vs. N.Y. Jets, Oct. 29, 2023	<b>THREE SACK GAME</b>	3.0 sk, Tanoh Kpassagnon @ New Orleans, Dec. 17, 2023
2.0 sk, Azeez Ojulari vs. Philadelphia, Jan. 7, 2024	<b>TWO SACK GAME</b>	2.5 sk/2.0 sk, Kobie Turner/Aaron Donald vs. L.A. Rams, Dec. 31, 2023
2 fr, Trevin Wade @ Tampa Bay, Nov. 8, 2015	<b>TWO OPPONENT FUMBLE RECOVERIES</b>	* Never Has Happened *
76t yards, Adoree' Jackson @ Philadelphia, Dec. 25, 2023	<b>70+ YARD INTERCEPTION RETURN</b>	97t yards, Devon Witherspoon vs. Seattle, Oct. 2, 2023
2 ints, Xavier McKinney vs. Philadelphia, Jan. 7, 2024	<b>TWO INTERCEPTIONS</b>	2 ints, Bobby McCain vs. Washington, Jan. 9, 2022
* Never Has Happened *	<b>THREE INTERCEPTIONS</b>	3 ints, Darren Sharper vs. Minnesota, Nov. 13, 2005
4 to @ Chicago, Jan. 2, 2022	<b>FORCED FOUR TURNOVERS</b>	4 to vs. Philadelphia, Jan. 7, 2024
5 to vs. San Francisco, Nov. 16, 2014	<b>FORCED FIVE+ TURNOVERS</b>	6 to @ Washington, Nov. 19, 2023
1 to vs. Philadelphia, Jan. 7, 2024	<b>AT LEAST ONE TURNOVER</b>	4 to vs. Philadelphia, Jan. 7, 2024
4 to vs. Philadelphia, Jan. 7, 2024	<b>FORCED THREE+ TURNOVERS</b>	3 to vs. Seattle, Oct. 2, 2023
<b>SPECIAL TEAMS</b>		
100 yards, Dwayne Harris vs. Dallas, Oct. 25, 2015	<b>KICKOFF RETURNED FOR A TOUCHDOWN</b>	103 yards, Brandon Wilson @ Cincinnati, Nov. 29, 2020
94 yards, Gunner Olszewski vs. L.A. Rams, Dec. 31, 2023	<b>PUNT RETURNED FOR A TOUCHDOWN</b>	88 yards, Jamal Agnew vs. Detroit, Sep. 18, 2017
Janoris Jenkins [Johnathan Hankins blocked] vs. New Orleans, Sep. 18, 2016	<b>BLOCKED FIELD GOAL RETURNED FOR A TOUCHDOWN</b>	Juanyeh Thomas vs. Dallas, Sep. 10, 2023
in endzone, Eli Penny [blocked by Michael Thomas] vs. Arizona, Oct. 20, 2019	<b>BLOCKED PUNT RETURNED FOR A TOUCHDOWN</b>	6 yards, Chase Winovich @ New England, Oct. 10, 2019
52 yards, Mason Crosby @ Philadelphia, Dec. 25, 2023	<b>MADE FIELD GOAL OF 50 YARDS OR LONGER</b>	50 yards, Blake Grupe @ New Orleans, Dec. 17, 2023
Kerry Wynn @ Denver, Oct. 15, 2017	<b>BLOCKED FIELD GOAL</b>	Adam Gotsis @ Denver, Oct. 15, 2017
Jamie Gillan @ Minnesota, Dec. 24, 2022	<b>BLOCKED PUNT</b>	Arryn Siposs vs. Philadelphia, Dec. 11, 2022
22-yard TD pass, Jeff Hostetler to Carl Banks, at Philadelphia, Oct. 8, 1989	<b>FAKE FIELD GOAL ATTEMPT</b>	Shaun Suisham, vs. Pittsburgh, Nov. 4, 2012
Mason Crosby vs. L.A. Rams, Dec. 31, 2023	<b>MISSED POINT AFTER TOUCHDOWN ATTEMPT</b>	Lucas Havrisik/Lucas Havrisik vs. L.A. Rams, Dec. 31, 2023
Riley Patterson [Nick McCloud blocked] @ Jacksonville, Oct. 23, 2022	<b>POINT AFTER TOUCHDOWN ATTEMPT BLOCKED</b>	Graham Gano [John Cominsky blocked] vs. Detroit, Nov. 20, 2022
Keion Crossen @ L.A. Chargers, Dec. 12, 2021	<b>SUCCESSFUL ONSIDE KICK</b>	Daniel Brown vs. Chicago, Dec. 2, 2018

5 fg, Graham Gano: (23, 47, 52, 55, 35) @ Washington, Sep. 16, 2021	<b>FIVE FIELD GOALS</b>	5 fg, Jake Elliott: (32, 52, 39, 54, 22) @ Philadelphia, Jan. 8, 2023
* Never Has Happened *	<b>SIX FIELD GOALS</b>	7 fg, Billy Cundiff: (37, 49, 42, 21, 36, 52, 25) vs. Dallas, Sep. 15, 2003
52 yards, Mason Crosby @ Philadelphia, Dec. 25, 2023	<b>50-59 YARD FIELD GOAL</b>	50 yards, Blake Grupe @ New Orleans, Dec. 17, 2023
<b>TEAM/MISCELLANEOUS</b>		
604 yards vs. Tampa Bay, Sep. 16, 2022	<b>600 TOTAL YARDS OF OFFENSE</b>	608 yards @ New Orleans, Nov. 1, 2015
552 yards @ Washington, Dec. 22, 2019	<b>500 TOTAL YARDS OF OFFENSE</b>	524 yards @ Miami, Oct. 8, 2023
415 yards vs. Philadelphia, Jan. 7, 2024	<b>400 TOTAL YARDS OF OFFENSE</b>	465 yards @ Philadelphia, Dec. 25, 2023
vs. Dallas, Oct. 25, 2015	<b>TOUCHDOWN ON OFFENSE, DEFENSE AND SPECIAL TEAMS</b>	vs. Dallas, Sep. 10, 2023
Saquon Barkley @ Philadelphia, Dec. 25, 2023	<b>MADE TWO-POINT CONVERSION</b>	Joshua Dobbs @ Arizona, Sep. 17, 2023
Tyrod Taylor vs. L.A. Rams, Dec. 31, 2023	<b>FAILED TWO-POINT CONVERSION</b>	Jayden Reed vs. Green Bay, Dec. 11, 2023
52 vs. New Orleans, Dec. 9, 2012	<b>50 POINTS</b>	51 vs. L.A. Rams, Nov. 5, 2017
@ New Orleans, Oct. 3, 2021	<b>OVERTIME WIN</b>	vs. N.Y. Jets, Oct. 29, 2023
vs. Washington, Dec. 4, 2022	<b>OVERTIME TIE</b>	vs. Washington, Dec. 4, 2022
Giants 0 vs. Washington 6 , Jan. 9, 2022	<b>SCORELESS FIRST HALF</b>	Philadelphia 0 vs. Giants 3 , Nov. 28, 2021
Giants 0 at Chicago 7 , Jan. 2, 2022	<b>SCORELESS SECOND HALF</b>	Giants 20 vs. Carolina 0 , Oct. 24, 2021
@ Tampa Bay, Sep. 27, 2009	<b>SHUTOUT ON THE ROAD</b>	@ Arizona, Dec. 24, 2017
vs. Chicago, Dec. 2, 2018	<b>OVERTIME WIN AT HOME</b>	vs. N.Y. Jets, Oct. 29, 2023
0 to @ New Orleans, Dec. 17, 2023	<b>NO TURNOVERS</b>	0 to @ New Orleans, Dec. 17, 2023
vs. Green Bay, Dec. 11, 2023	<b>NO SACKS/NO INTERCEPTIONS ALLOWED</b>	@ Las Vegas, Nov. 5, 2023
31 (second half) @ Arizona, Sep. 17, 2023	<b>30 ONE-HALF POINTS</b>	31 (second half) @ Philadelphia, Dec. 26, 2021

LAST TIME IT HAPPENED - SEASON

**OFFENSE**

1,000 YARD RUSHER  
 300 RUSHING ATTEMPTS  
 5 100-YARD RUSHING GAMES  
 10 RUSHING TDS  
 600 PASS ATTEMPTS  
 500 PASS ATTEMPTS  
 300 PASS COMPLETIONS  
 4,000 YARDS PASSING  
 5 GAMES WITH 300 YARDS  
 30 TOUCHDOWN PASSES  
 MOST CONSECUTIVE GAMES WITH A TD PASS  
 100 RECEPTIONS  
 1,000 RECEIVING YARDS  
 10 RECEIVING TDS

**DEFENSE**

10 INTERCEPTIONS  
 2 DEFENSIVE TDS  
 5 FORCED FUMBLES  
 10+ SACKS

**SPECIAL TEAMS**

50 KICKOFF RETURNS  
 30-YARD AVG. KICKOFF RETURN  
 1,000 KICKOFF RETURN YARDS  
 2 KICKOFF RETURN TDS  
 50 PUNT RETURNS  
 500 PUNT RETURN YARDS  
 15-YARD PUNT RETURN AVG  
 2 PUNT RETURNS FOR TD

Saquon Barkley, 2019, 1,003 yards  
 Tiki Barber, 2006, 327 attempts  
 Saquon Barkley, 2018, (7)  
 Saquon Barkley, 2018, 11 touchdowns  
 Eli Manning, 2015, 618 attempts  
 Eli Manning, 2018, 576 attempts  
 Eli Manning, 2018, 380 completions  
 Eli Manning, 2018, 4,299 yards  
 Daniel Jones, 2019, (5)  
 Eli Manning, 2015, 35 touchdowns  
 Daniel Jones, 2019, (12)  
 Odell Beckham Jr., 2016, 101 receptions  
 Odell Beckham Jr., 2018, 1,052 yards  
 Odell Beckham Jr., 2016, 10 touchdowns

Willie Williams, 1968, 11 interceptions  
 Alec Ogletree, 2018, 2 touchdowns  
 Osi Umenyiora, 2010, 10 forced fumbles & Justin Tuck, 2010, 6 forced fumbles  
 Kayvon Thibodeaux, 2023, 11.5 sacks

David Wilson, 2012, 57 returns  
 John Counts, 1962, 30.2 yard average  
 David Wilson, 2012, 1,533 yards  
 Never Happened  
 Phil McConkey, 1985, 53 returns  
 Tiki Barber, 1999, 506 yards  
 Amani Toomer, 1996, 16.6 yard average  
 Amani Toomer, 1996, 2 touchdowns



# GIANTS HISTORY



GIANTS



## YEAR-BY-YEAR HISTORY OF THE NEW YORK GIANTS



### WHY GIANTS? HOW THE NEW YORK FOOTBALL GIANTS GOT ITS NAME

Owner Tim Mara "borrowed" the Giants' name from the city's Major League Baseball team of the same name. This was not unusual among early day pro football franchises. At one time or another there were NFL franchises named the New York Yankees, Brooklyn Dodgers, Cleveland Indians, Cincinnati Reds, and Detroit Tigers.

#### 1925

Tim Mara purchased a National Football League franchise for New York for \$500. Bob Folwell was named head coach and all-time great Jim Thorpe was signed. Thorpe was later released by the team after the third game of the season. The Giants played their first game at the Polo Grounds, losing to the Frankford Yellow Jackets, 14-0. Later that season, more than 70,000 jammed the Polo Grounds to see the Giants play Red Grange and the Chicago Bears. The Giants went 8-4 in their first season.

#### 1926

Bob Folwell left and was replaced by Dr. Joseph Alexander as head coach. Despite an 8-4-1 record in 1926, Tim Mara lost \$40,000. After the season concluded, the seventh place Giants faced the American Football League champion Philadelphia Quakers. The Giants won convincingly, 31-0.

#### 1927

Earl Potteiger replaced Dr. Joseph Alexander in 1927 and the Giants won their first title with an 11-1-1 record. (Note: until the NFL's playoff system was established in 1933, the team with the league's best record was awarded the championship title.) In the 13-game season the Giants defense posted ten shutouts and allowed only 20 points all year.

#### 1928

After a dismal 4-7-2 season in 1928, Tim Mara decided it was best to clean house. Head coach Earl Potteiger and eighteen players were not asked to return for the following season. Tackle Steve Owen would be the only returning starter from that season. It still ranks as one of the most massive turnovers in football history.

#### 1929

Before the season began, Tim Mara purchased a struggling Detroit Wolverines franchise in order to obtain the rights to quarterback Benny Friedman and the best of the Detroit players for the Giants. LeRoy Andrews became the new head coach. The 13-1-1 Giants averaged 25,000 fans, turned a small profit and narrowly lost the NFL title to the Green Bay Packers, who finished 12-0-1.

#### 1930

For the second consecutive season the Green Bay Packers edged out the Giants for the title. Ownership of the club was turned over to Jack and Wellington Mara, the two sons of the founder. On December 14, the Giants played a team of former Notre Dame All-Stars coached by the legendary Knute Rockne. Fifty-five thousand fans turned out at the Polo Grounds to see the Giants win the contest, 22-0. The proceeds of \$115,153 went to the New York Unemployment Fund to help those suffering due to the Great Depression.

#### 1931

After an All-American season at Washington State, center Mel Hein wrote to three NFL teams offering his service. The Giants bid the most at \$150 per game and Hein was signed to a contract. Former tackle Steve Owen was named head coach. The Giants finished in 5th place with a 7-6-1 record.

#### 1932

Considered a rebuilding year, the Giants finished the season with a 4-6-2 record. On November 20, the Giants faced the defending champion Green Bay Packers. Expected to be an easy win for the undefeated Packers, 8-0-1 at the time, the Giants displayed promise for the future with a hard-fought, 6-0, victory. End Ray Flaherty became the NFL's first official pass-reception champion with 21 catches.



**1933**

The Giants won the Eastern Division of the newly-divided NFL with an impressive 11-3 record. 1933 was also the year the NFL established a new playoff system and in the league's first championship game, the Giants lost to the Western Division champion Chicago Bears, 23-21, at Wrigley Field in Chicago.

**1934**

In what is now known as the "Sneakers Game," the Giants defeated the Chicago Bears 30-13 for the NFL title. Trailing 13-3 in the third quarter, some of the Giants players changed into basketball shoes to increase traction on the icy Polo Grounds turf. The Giants responded with a 27-point fourth quarter to capture the championship.

**1935**

After beginning the season with a 4-3 record, the Giants rolled off five consecutive victories, shutting out their opponents four times, and finished with a 9-3 record and first place in the Eastern Division. The Giants advanced to their third straight NFL championship game, but lost to the Detroit Lions, 26-7, at Detroit.

**1936**

The initial NFL draft was held in 1936, and the Giants first pick was Art Lewis, a tackle from Ohio University. The Giants finished with a 5-6-1 record, marking only the third time in the team's twelve-year history that it did not have a winning record.

**1937**

Seventeen rookies helped make up the 25-man roster in 1937, a season that also marked the debut of the now-familiar blue jerseys. The Giants lost to the Washington Redskins on the last day of the season and finished as a runner-up in the Eastern Division with a 6-3-2 record.

**1938**

A 23-17 victory over the Green Bay Packers produced the Giants third NFL title. A crowd of 48,120 fans attended the title game at the Polo Grounds in New York, a playoff record at the time. With the victory, the Giants earned the distinction of being the first NFL team to win two championship games.

**1939**

On January 15, the Giants defeated the Pro All-Stars, 13-10, in the first Pro Bowl held at Wrigley Field, Chicago. During the 1939 season, in front of 32,279 fans at Milwaukee State Fair Park, the

Green Bay Packers avenged the 1938 loss with a 27-0 drubbing of the Giants in the NFL title game.

**1940**

The Giants finished third in the East with a 6-4-1 record. Midway through the season, leading rusher Tuffy Leemans was lost for the year with a back injury. Center Mel Hein was the only Giant to win All-Pro honors, accomplishing the feat for the 10th year in a row.

**1941**

With just 50 seconds to go in the 1941 Eastern Division championship game, the Washington Redskins held a 13-10 lead, but the Giants scored a field goal and a touchdown to win, 20-13, and advance to the NFL title game. In the wake of Pearl Harbor, only 13,341 spectators turned out to see Chicago top the Giants in the title game, 37-9.

**1942**

After losing many players to the service, the Giants finished with a 5-5-1 record and in third place in the Eastern Division. The Giants recorded a memorable victory in the season opener, defeating the Washington Redskins, 14-7, although they didn't have a first down, gained only one yard rushing and completed just one pass. That pass happened to go for a touchdown. The Giants also scored on an intercepted return and handed the Redskins their only defeat in their championship season.

**1943**

With the league down to just nine teams due to World War II, the Giants overcame a 2-2-1 start to finish with a 6-3-1 record. The Giants advanced to the Eastern Division championship game where they dropped a 28-0 decision to the Washington Redskins.

**1944**

Luring quarterback Arnie Herber and back Ken Strong out of retirement, the Giants scored five shutouts en route to the Eastern Division title, but lost the NFL championship game at the Polo Grounds in New York to the Green Bay Packers, 14-7.

**1945**

The War ended in 1945, but the Giants finished with their worst record to date. The Giants started the year off with a 34-6 win at Pittsburgh, but everything seemed to collapse after the opener. The Giants 3-6-1 record was only one game better than the last place Pittsburgh Steelers.

**1946**

Quarterback Frankie Filchock, an understudy to Sammy Baugh at Washington, signed with the Giants for a reported \$35,000. Filchock and teammate, back Merle Hapes, were questioned about an attempt by a New York man to fix the championship game with the Chicago Bears. Hapes was suspended indefinitely for the alleged gambling involvement, but Filchock was allowed to continue playing. The Giants went on to lose the title game to Chicago, 24-14.

**1947**

The Giants went from the title game in 1946 to the cellar, finishing with a 2-8-2 record, including a seven-game losing streak. Halfback Frank Reagan tied for the league lead with ten interceptions for 203 yards. Reagan also tied for the league's punting championship with 61 kicks for a 42.8 average.

**1948**

The Giants renovation was accelerated in 1948 when they acquired quarterback Charlie Conerly from the Washington Redskins. The franchise reached another milestone in its illustrious existence, but it had nothing to do with their 4-8 record. That season, the Giants signed their first black player, defensive back Emlen Tunnell.



**1949**

Giants head coach Steve Owen switched from the "A" formation to the "T," which helped the Giants improve to a 6-6 record. Allie Sherman was hired to work with quarterback Charlie Conerly. The Giants shared the Polo Grounds with another NFL team, the New York Bulldogs.

**1950**

The Giants and New York Bulldogs divided the players of the former All-American Football Conference Yankees. The Giants received a young defensive back from Texas, Tom Landry, and a defensive tackle from Washington, Arnie Weinmeister. The Giants finished with a surprising 10-2 record and tied for first place with the Cleveland Browns, their first season above .500 since the Eastern Division championship season of 1946. The Browns defeated the Giants, 8-3, in the American Conference playoff game.

**1951**

End Kyle Rote of Southern Methodist was the Giants bonus pick in the draft, but he was injured in the preseason and saw little action. The Giants finished in second place with a 9-2-1 record, behind the only team they would lose to all season, the Cleveland Browns. Fullback Eddie Price led the NFL in rushing with 971 yards.

**1952**

Tailback Frank Gifford of USC was drafted number one. Playing in his fifth year, Emlen Tunnell gained more yardage on kick returns and interceptions (924) than the league's leading rusher, Dan Towler (894), of the Los Angeles Rams.

**1953**

Tackle Roosevelt "Rosie" Brown Jr. of Morgan State, a future Hall of Famer, was the Giants 27th pick in the 1953 NFL draft. Steve Owen retired at the end of the season after 23 years as the Giants head coach. Owen was asked to keep his affiliation with the Giants as a scout in the personnel department, a position he held for one year.

**1954**

Former Giants end Jim Lee Howell was promoted from end coach to head coach. The Canadian Football League began a series of raids on NFL teams, signing Giants three-time Pro-Bowl defensive tackle Arnie Weinmeister, among others. In an effort to save the Giants and the NFL, Wellington Mara went out and signed the best player in the CFL, Montreal Alouettes halfback Alex Webster.

**1955**

On August 28, the sudden-death rule was used for the first time in a preseason game between the Giants and the Los Angeles Rams in Portland, Oregon. The Rams won, 23-17, three minutes into overtime. After opening with three straight losses, the Giants got their act together and finished with a 6-5-1 record.

**1956**

Defensive end Andy Robustelli was obtained from the Los Angeles Rams. The Giants switched their home games from the Polo Grounds to Yankee Stadium. A 47-7 rout of the Chicago Bears produced New York's first NFL championship since 1938. Linebacker Sam Huff, who was originally drafted as an offensive lineman but was switched to MLB when Ray Beck went down with an injury, was voted Rookie of the Year. Frank Gifford was named NFL Player of the Year and tackle Rosie Brown was named the NFL's Lineman of the Year.



AP Photo/John Rooney

**1957**

The Giants were still in the running for the title in 1957 until they dropped their final three games. For the second straight season Frank Gifford finished in the top ten in both receiving (fourth) and rushing (tenth), with 588 yards receiving and 528 yards rushing. Gifford also completed four of six passes for 143 yards and two touchdowns.

**1958**

After completing the season at 9-3, the Giants faced a Cleveland Browns team led by running back Jim Brown in the Eastern Conference playoff game. Brown, who had gained an NFL-record 1,527 yards rushing, was held to just eight yards by the stingy New York defense as the Giants prevailed, 10-0. Advancing to the title game, the Giants lost to the Baltimore Colts, 23-17, in the first sudden death overtime in an NFL championship game. That game has been referred to as, "The Greatest Game Ever Played."

**1959**

On February 4, assistant offensive coach Vince Lombardi left to join the Green Bay Packers as their new head coach. On February 17, Giants co-founder Tim Mara died. The Baltimore Colts exploded for 24 points in the fourth quarter to defeat New York in the NFL title game for the second straight year.

**1960**

In February, defensive coach Tom Landry left the team to become the first ever head coach of the expansion Dallas Cowboys. The Giants finished an injury-plagued 1960 season with a 6-4-2 record. Head coach Jim Lee Howell announced his retirement at the end of the season.

**1961**

The NY logo was added to the helmets for the 1961 season. Allie Sherman replaced the retired Jim Lee Howell as head coach. The Giants obtained quarterback Y.A. Tittle (San Francisco) and end Del Shofner (Los Angeles) in trades. Back Alex Webster gained 928 yards to help the Giants reach the NFL title game. With the league championship on the line, the Giants were no match for the Green Bay Packers, losing 37-0.

**1962**

Back Frank Gifford, who returned to the team from retirement, quarterback Y.A. Tittle, end Del Shofner and back Alex Webster led the Giants into the NFL title game against the Green Bay Packers. Held in Yankee Stadium, 64,892 fans watched as Green Bay prevailed, 16-7. Defensive end Andy Robustelli was named the NFL's top player.

**1963**

Quarterback Y.A. Tittle threw 36 touchdown passes and kicker Don Chandler led the league with 106 points (52-pat, 18-fg) in scoring as the Giants romped to their third straight conference title. Halfback Dick Lynch tied for the league lead with nine interceptions for 251 return yards and a record-setting three touchdowns. With Tittle injured in the second quarter, New York lost yet another bid for the league championship, dropping a 14-10 decision to the Chicago Bears.

**1964**

Defensive end Andy Robustelli ended his long playing career with the Giants and became a full-time defensive coach. For the first time in 17 years, the Giants finished in last place in their conference with a 2-10-2 record. Backs Alex Webster and Frank Gifford announced their retirement at the end of the season.

**1965**

Quarterback Y.A. Tittle announced his retirement on January 22 at Mamma Leone's restaurant in New York City. Offensive lineman Jack Stroud also retired. On June 15, Jack Mara died after serving as team president for thirty-one years. The Giants rebounded with a 7-7 record, good enough for second place in the Eastern Conference.

**1966**

Before the season began, tackle Rosie Brown retired after 13 years of service to the team. The Giants had their worst season to date, finishing with a 1-12-1 record. They allowed a then NFL-record 501 points. Kicker Pete Gogolak became the first American Football League player to cross to the NFL.

**1967**

On March 7, the Giants announced the acquisition of quarterback Fran Tarkenton from the Minnesota Vikings. To get Tarkenton, the Giants gave up their first and second-round picks in 1967, number one pick in 1968, and second-round pick in 1969. Tarkenton's 29 touchdown passes led the Giants to a 7-7 record and a second place finish in the newly named Century Division of the Eastern Conference.

**1968**

Opening the season with four straight wins and concluding it with four consecutive losses, the Giants finished with a 7-7 record in Allie Sherman's last season as head coach. End Homer Jones became only the second Giant, behind end Del Shofner, to record 1,000 receiving yards or more in three successive seasons.

**1969**

The Giants lost, 37-14, to the New York Jets in the first of the annual preseason meetings. Former back Alex Webster replaced Allie Sherman as head coach. After losing seven games in a row, the Giants finished with three straight victories to capture second place in the Century Division with a 6-8 record.

**1970**

After losing their first three games, the Giants won six in a row, including an upset win over the first place Dallas Cowboys, 23-20. Heading into the final game of the season, the Giants were still in a position to make the playoffs, but they lost a home game against the Los Angeles Rams, 31-3, and were left out of the postseason with a 9-5 record. Running back Ron Johnson became the Giants first 1,000-yard rusher, totaling 1,027 yards.

**1971**

After a disappointing 4-10 finish in 1971, quarterback Fran Tarkenton asked for a trade. The Giants obliged and traded him back to the Minnesota Vikings for quarterback Norm Snead, two additional players and draft choices. Bob Tucker became the first tight end in Giants history to lead the league in receptions with 59 catches.

**1972**

Quarterback Norm Snead, obtained in the Fran Tarkenton trade, led the league in passing and the Giants finished above .500 for only the second time in nine years with an 8-6 record. On November 26, the Giants offense scored eight touchdowns against the Philadelphia Eagles, setting a Giants all time one-game scoring record. Kicker Pete Gogolak added a pair of field goals to bring the final score to 62-10.

**1973**

Prior to the final game of the season, head coach Alex Webster announced his retirement. New York lost the game 31-7 to the Minnesota Vikings to close out the year at 2-11-1. After two games at Yankee Stadium, the Giants played the rest of their home games at the Yale Bowl in New Haven, Connecticut.


**1974**

Bill Arnsparger was named the Giants ninth head coach. Quarterback Norm Snead was traded to the San Francisco 49ers. In addition, quarterback Craig Morton was obtained from the Dallas Cowboys. For the second straight season, the Giants won only two games and finished in fifth place in the NFC East with a 2-12 record.



**1975**

The Giants finished in fourth place in the NFC East with a 5-9 record. The team played all of its home games at Shea Stadium while they waited for Giants Stadium to open. DE George Martin made the team as an 11th round draft choice out of Oregon.



**1976**

Larry Csonka, the former Miami running back who had played in the World Football League, signed as a free agent. Snead was reacquired from San Francisco. The Giants moved to Giants Stadium in East Rutherford, New Jersey. Amsparger was fired in midseason and replaced by assistant coach John McVay, who signed a long-term contract following the 3-11 season.

**1977**

Morton was traded to Denver. The Giants improved to a 5-9 record. McVay went with Joe Pisarcik and Jerry Golsteyn at quarterback. Csonka rushed for 100 yards on the last day of the season and finished the year with 464 yards.

**1978**

The Giants had a 5-3 record at the halfway point of the season but lost seven of its final eight games and finished 6-10. Punter Dave Jennings and linebackers Harry Carson and Brad Van Pelt were named to the NFC Pro Bowl team. McVay was fired in late December. Robustelli, who had been the Giants' director of operations since 1974, resigned. George Young was named general manager in January, 1979. He announced the appointment of San Diego Chargers assistant Ray Perkins as head coach.

**1979**


Before the season began, tragedy struck as defensive tackle Troy Archer was killed in a traffic accident on June 22. Rookie Phil Simms, a first round choice, took over at quarterback. But the Giants had another 6-10 record. Dave Jennings led the NFC with a 42.7-yard punting average.

**1980**

A porous defense allowed opponents to score 425 points, the second-highest total in the NFL. The Giants fell to 4-12. A highlight was a 38-35 defeat of Dallas that ended an eight-game losing streak. Dave Jennings led NFL punters with a 44.8-yard average.

**1981**

With the second selection in the draft, New York chose Lawrence Taylor, a linebacker from North Carolina. The Giants started slowly, going 2-3, before obtaining running back Rob Carpenter from Houston. Carpenter sparked a three-game winning streak. The Giants lost three straight to drop to 5-6. Second-year quarterback Scott Brunner replaced an injured Phil Simms and the team responded with four victories in the final five weeks, including a 13-10 overtime defeat of Dallas in the season finale that sent them into the playoffs. On December 27, the Giants defeated the Eagles 27-21 in the NFC wild card game. The season ended for New York on January 3 when it was defeated by the 49ers 38-24 in a divisional playoff game.



**1982**

A wild and turbulent year in which the NFL players' strike shortened the season to just nine games. The final game played before the strike pitted the Giants and Packers on a Monday night from Giants Stadium in which a power failure caused a blackout during the game. Rob Carpenter was a holdout until late November, returning to play in just the final five games. On December 15, head coach Ray Perkins resigned to accept the head coaching job at Alabama, with defensive coordinator Bill Parcells being named to replace him in 1983. The Giants then lost two straight after the Perkins' announcement, and missed the playoffs on the final day of the season with a 4-5 record. Despite the adversity, four Giants — Lawrence Taylor, Harry Carson, Mark Haynes and Dave Jennings — were named to the Pro Bowl.

**1983**

After breaking even in their first four games for a 2-2 record, the Giants were decimated by injuries during the rest of the year, with a total of 25 players appearing on the injured reserve list at one time or another. With players such as Harry Carson, Phil Simms and Rob Carpenter missing most of the season, and with the club leading the entire NFL in turnovers with 58 on 31 interceptions and 27 lost fumbles, the record tumbled to 3-12-1. The year was also marred by the tragic deaths of assistant coach Bob Ledbetter and former star running back Doug Kotar. Four players were nonetheless named to the Pro Bowl again—Lawrence Taylor, Harry Carson, Mark Haynes and rookie place-kicker Ali Haji-Sheikh who set an NFL record with 35 field goals.

**1984**

With Phil Simms enjoying his first full season at quarterback, the Giants earned the NFC Wild Card playoff berth, finishing with a 9-7 mark and second place in the NFC East. Simms set three single-season club records with 286 completions in 533 attempts for 4,044 yards. The Giants knocked off the Los Angeles Rams 16-13 in that wild card game, then bowed to the eventual Super Bowl champion San Francisco 49ers 21-10 in the divisional playoff. Taylor, Carson and Haynes were again named to the Pro Bowl, while head coach Bill Parcells was named NFC East Coach of the Year and five rookies—Karl Nelson, Gary Reasons, Carl Banks, Perry Williams and Bobby Johnson—were named to the All-NFL Rookie team.

**1985**

With a final 10-6 mark, the Giants put back-to-back winning seasons on the board for the first time in 22 years, won another trip to the playoffs and had their first home playoff game since 1962, winning 17-3 over the defending Super Bowl champion 49ers. Again, the club lost in the divisional playoffs to the eventual Super Bowl champion team, the Chicago Bears, 21-0. Five players Lawrence Taylor, Harry Carson, Phil Simms, Joe Morris and Leonard Marshall were named to the Pro Bowl. There were 12 team records set by this club, and 16 individual club records. Morris set team records with 1,336 rushing yards and 21 touchdowns. Simms set club marks with 40 completions and 513 passing yards in a game. Marshall added another club mark with 15 1/2 QB sacks in a season, while rookie TE Mark Bavaro, an All-NFL Rookie team choice set a club mark with 12 receptions in one game.

**1986**

The club's first Super Bowl championship, an all-time final record of 17-2, as well as a club record 12 straight victories, made this year the greatest in team history. The Giants also set a record for all-time composite margin of victory in the playoffs, outscoring three opponents 105-23, for an 82-point domination, the most ever in NFL playoff history. Phil Simms was the MVP of the 39-20 Super Bowl victory over Denver after completing a playoff record 88% of his passes (22-25). Lawrence Taylor was named the league's MVP, Joe Morris broke his own club rushing record with 1,516 yards, and eight players—Taylor, Morris, Harry Carson, Leonard Marshall, Jim Burt, Brad Benson, Mark Bavaro and Sean Landeta, were named to the Pro Bowl. Coach Bill Parcells was a unanimous NFL Coach of the Year in all the national polls, the Giants were 10-0 at home, including regular season and the two playoff games, and the team set attendance records at home and on the road.

**1987**


After winning the Super Bowl, the Giants dropped to a 6-9 record, thanks to an 0-5 start in a season that included a players strike and three games with replacement players. In addition, injuries sidelined 11 starters. While the Giants finished with six wins in its final ten games, it was a case of too little, too late. Despite the final record, four players—Lawrence Taylor, Carl Banks, Harry Carson and Mark Bavaro—were selected to the Pro Bowl and all four also were named to various All-NFL teams.

**1988**

The Giants bounced back and after splitting the first six games, engineered a 7-2 run which had them all alone in first-place in the NFC East with a 10-5 record heading into the final weekend of the season. But an upset loss to the Jets not only knocked the Giants out of first-place, but also cost them a playoff berth. The Giants 10-6 record gave them a five-year mark of 54-32 (.628), including postseason play. Those 54 victories were the most in club history for any five-year span. Joe Morris set a club record with his third 1,000-plus rushing season and Lionel Manuel had his first 1,000-yard receiving year. Morris also surpassed Alex Webster as the Giants' career rushing leader, moving past the 5,000-yard plateau. Lawrence Taylor was named to his eighth straight Pro Bowl and All-NFL designation and safety Terry Kinard was selected for his first Pro Bowl appearance.

**1989**

Despite the loss of several starters due to injuries, the Giants won their second NFC East championship in four years with a 12-4 record. Otis Anderson rushed for 1,023 yards at the age of 32 as the replacement for the injured Joe Morris and rookie David Meggett set club marks with 582 punt return



yards and a 12.7 average, while also accounting for 1,807 all-purpose yards. Linebacker Lawrence Taylor equaled an NFL record by being named to his ninth consecutive Pro Bowl, and also ran his league record sack total to 104. Meggett also went to the Pro Bowl and scored a touchdown.

**1990**

The Giants started the season by winning their first ten games, and eventually won the division with a 13-3 record despite losing Phil Simms late in the year. With Jeff Hostetler at the helm, the club surged through the playoffs to win their second Super Bowl title with a stirring 20-19 win over the Buffalo Bills. Seven Giant players were named to the Pro Bowl, including Lawrence Taylor for a record-setting 10th straight year. Veteran running back Otis Anderson won Super Bowl MVP honors after rushing for 102 yards. At season's end, the Mara family's sole ownership ended when Tim Mara sold his 50% share of the club to Preston Robert Tisch, who became Chairman and Co-Chief Executive Officer. In May, 1991, head coach Bill Parcells resigned after a career mark of 85-52-1 and was succeeded by offensive coordinator Ray Handley.

**1991**

In Ray Handley's first year as head coach, the Giants were in contention for another playoff spot late in the year with a 7-5 record, then dropped three straight to finish at 8-8 and out of the playoffs. Jeff Hostetler became the starting quarterback, but was injured late in the season and Phil Simms finished the campaign. Simms added his 15th club record when he passed Charlie Conerly for career TD passes with 179. Rodney Hampton became the fourth back in club history to rush for 1,000 yards when he finished the year with 1,059. Center Bart Oates was named to his second consecutive Pro Bowl.



**1992**

Ray Handley's team struggled through a 6–10 season as injuries to key players hurt the team. Phil Simms regained his starting quarterback spot, but was limited to starting the first four games before an elbow injury forced him to miss the rest of the season. Before his injury, Simms became just the 14th player in NFL history to surpass 30,000 passing yards. Jeff Hostetler started the next nine games before being forced to the sidelines with a concussion. In the ninth game of the season against Green Bay, Lawrence Taylor injured his Achilles tendon that placed his career in jeopardy. After announcing plans to retire following the season, Taylor re-considered and decided to re-join the Giants. RB Rodney Hampton turned in another outstanding season, rushing for 1,141 yards and earning his first trip to the Pro Bowl. After dismissing Handley, George Young hired former Denver Broncos head coach Dan Reeves to lead the team in 1993.

**1993**

Dan Reeves and a rejuvenated Phil Simms led the Giants to an 11-5 regular season record. The Giants finished second to Dallas in the NFC East race, a race that was decided on the final Sunday of the regular season when Dallas defeated the Giants, 16-13, in overtime at Giants Stadium. Reeves became the first Giants head coach to lead his team to the playoffs in his initial campaign since Allie Sherman in 1963. Reeves was selected as NFL Coach of the Year by several organizations, including the Associated Press, which bases its honor on voting by coaches around the league. The Giants earned a wild card berth in the playoffs and defeated the Minnesota Vikings at Giants Stadium, 17-10, in the Wild Card game. San Francisco defeated the Giants, 44-3, at Candlestick Park in an NFC divisional playoff game. Following the San Francisco game, LB Lawrence Taylor announced his retirement, capping a 13-year career that altered the nature of the game. Taylor was elected into the Pro Football Hall of Fame at the conclusion of the 1998 season.

**1994**

After a 3-7 start, the Giants climbed back into playoff contention with a six-game winning streak that resulted in a 9-7 record. The Giants came into Week 16 needing a victory over the World Champion Dallas Cowboys, combined with a Tampa Bay Buccaneers victory over the Green Bay Packers, to win a wild card berth. The Giants defeated Dallas, 15-10, but the season ended when the Bucs lost to the Packers, 34-19. Dave Brown won the starting quarterback job in training camp and responded by leading the team to a 9-6 record in games that he started. Rodney Hampton finished the season with 1,075 yards to become the first Giant in history to record four career 1,000-yard seasons. The 1994 season was the first in many years that the Giants roster did not include Lawrence Taylor or Phil Simms. Taylor's jersey number 56 was officially retired at halftime of the Giants-Minnesota Monday Night game on Oct. 10. Simms was released on June 15, prior to the start of training camp.

**1995**

The Giants concluded the 1995 season with a 5-11 record, their worst mark since 1983 when they were 3-12-1. The Giants lost seven games that were decided on the final drive of the game. In six of those games, the Giants were either tied or leading at some point in the fourth quarter. A highlight of the 1995 season was the play of Rodney Hampton, who turned in the best season of his six-year career with 1,182 yards rushing on 306 carries. Hampton became the Giants all-time leading rusher (5,989) on 10-29 at Washington on his third carry of the game, a workmanlike two-yard run for a first down. Phil Simms jersey number 11 was officially retired at halftime of the Giants-Dallas Monday Night game on Sept. 4, 1995.

**1996**

For the first time since 1982-83, the Giants finished with a losing record in consecutive seasons as they closed out the 1996 campaign with a 6-10 record. Following the 23-22 defeat to New England in the season finale, the Giants dismissed head coach Dan Reeves. On January 15, the Giants hired Jim Fassel as the 15th head coach in the team's history. The Giants stood at 5-7 on December 1 after a 20-6 upset of the defending world champion Dallas Cowboys and headed into a game against the Philadelphia Eagles with a chance at the NFC playoff field. In one of the lowest moments of the year, the Giants were officially eliminated from playoff contention with a 24-0 loss to the Eagles. The Giants improved to 6-8 but dropped two consecutive home contests and secured a last place finish in the NFC East for the first time in a non-strike season since 1983. The Giants defense played solid all season, but the offense struggled, finishing last in the National Football League. The Giants ground game failed to generate a 100-yard rushing performer and averaged just 100.3 yards per game, the lowest non-strike total since the Giants had 100.3 in 1964. The Giants defense held the opposition to 10 points or less in six games and had a streak of 7.5 straight games (30 quarters) without allowing the opponent's offense a touchdown pass.

**1997**

In his first season as head coach of the Giants, Jim Fassel led his team to a 10-5-1 record and the team's first NFC East Championship since the 1990 Super Bowl season. The Giants started the year with a 1-3 record before rebounding to become the 15th team in NFL history to finish in first place in their division the season after finishing in last place. The Giants finished the 1997 season with a 7-0-1 Division record to become the first team ever to go undefeated in NFC East Division play. Second-year QB Danny Kanell filled in for an injured Dave Brown and led the Giants to a victory over the Dallas Cowboys in Week Six. Kanell was eventually named the new starting quarterback and finished with a 7-2-1 record. His season was highlighted by a three-touchdown performance at Philadelphia in a key NFC East victory on December 7. The Giants defense blossomed into one of the NFL's strongest, finishing first in the league with a franchise-record 44 takeaways. The Giants defense led the league in interceptions with 27 and finished third in the NFL with 54 sacks. The season ended when the Minnesota Vikings overcame a 19-3 second half deficit to pull out a 23-22 victory at Giants Stadium in a Wild Card game. Fassel was named NFL Coach of the Year by numerous publications, including *The Sporting News*, which is determined by a vote of NFL coaches. Jessie Armstead set a team-record with 134 total tackles and was named a starter on the NFC Pro Bowl squad. DE Michael Strahan set a career-mark

in sacks, finishing tied for third in the NFL with 14. Strahan was also named a starter for the NFC Pro Bowl squad. At the end of the season, George Young announced that he was leaving the Giants to become Vice President of Football Operations in the National Football League office. Ernie Accorsi was named the team's new General Manager.

### 1998

After overcoming a 3-7 start, the Giants remained in the hunt for a playoff berth until the final week and finished with an 8-8 record. The Giants won five out of their last six games, including a 20-16 victory over the previously undefeated (13-0) and eventual Super Bowl Champion Denver Broncos. Entering the final game, the Giants needed a victory over Philadelphia, combined with a Tampa Bay loss and an Arizona loss, to qualify as the third wild card participant in the NFC playoff field. The Giants beat the Eagles at Veterans Stadium, but the Buccaneers and Cardinals were victorious to spoil the Giants playoff hopes. Kent Graham replaced Danny Kanell at quarterback after the team fell to 3-7 and finished with a 5-1 record in the starting role. Gary Brown emerged as the Giants top running back, reaching the 1,000-yard mark with a career-best 1,063 yards that included six 100-yard games. Jessie Armstead and Michael Strahan were selected to represent the NFC in the Pro Bowl for the second straight season. Armstead eclipsed the 100-tackle mark for the third straight year with 101 tackles (75 solos). Strahan set a career-high with 15 sacks as he triggered a Giants defense that led the league with 54 sacks.

### 1999

For the second straight year, the Giants entered the final week of the regular season with a chance to make the NFL's postseason field. The difference between the two seasons is that in 1998 the Giants won five of their last six games. In 1999, victories over the Jets and at Buffalo raised the Giants' record to 7-6; however, the Giants dropped their last three games to finish 7-9. It was the team's first losing season in three years under head coach Jim Fassel. The final blow was a 26-18 loss at Dallas, a game that followed the Giants' elimination from the playoff race with Green Bay's victory over Arizona earlier in the day. In spite of the obvious disappointment, a few bright spots emerged for the Giants in 1999. The Giants set records on offense, led by Amani Toomer, who established a team single-season record with 79 receptions (breaking Earnest Gray's record of 78 receptions set in 1983). Toomer fell 26 yards shy of the team record of 1,209 receiving yards, set by Homer Jones in 1967. Also, for the first time in the 75-year history of the team, the Giants had four receivers record over 50 receptions in a season: Toomer (79), Ike Hilliard (72), Tiki Barber (66), and Pete Mitchell (58). Jessie Armstead and Michael Strahan were selected to represent the NFC in the Pro Bowl for the third consecutive season. Armstead surpassed the 100-tackle mark for the fourth straight year with 124 tackles (97 solos) and recorded a career-high 9.0 sacks. Strahan recorded 56 tackles (41 solos) and posted 5.5 sacks. QB Kerry Collins started the final six games of the season after replacing Kent Graham in the lineup following the 10th game.



### 2000

The Giants enjoyed their finest season in a decade, winning the NFC East and home-field advantage in the playoffs with a 12-4 record before defeating Philadelphia and Minnesota to advance to Super Bowl XXXV. The highlight of the season was a 41-0 victory over Minnesota in the NFC Championship game at Giants Stadium. In their first Super Bowl appearance in 10 years, the Giants lost to Baltimore, 34-7. The Giants took a seven-game winning streak into the Super Bowl, a surge that began after Jim Fassel issued his now-famous playoff guarantee on November 22. The Giants finished 7-1 in the division and 7-1 away from Giants Stadium. The seven road victories tied a franchise record set in 1930 (when three of the road games were in Newark, Staten Island and Brooklyn) and marked the first time since 1963 that the Giants lost just one game as visitors. The Giants averaged 125.6 rushing yards a game, a robust 37.5-yard gain over the 1999 average. Quarterback Kerry Collins was sacked 28 times; in 1999 Giants quarterbacks were sacked 42 times. Collins had the best season of his career, setting career highs in passes (529), completions (311), completion percentage (58.8) and touchdown passes (22). Halfback Tiki Barber set a Giants record of 2,085 all-purpose yards (1,006 rushing, 719 receiving, 332 punt returns and 28 on kickoff returns). Amani Toomer caught 78 passes (one less than the franchise record he set in 1999). Ike Hilliard led the team with a 14.3-yard average and eight touchdown catches. The defense was second in the NFL against the run (72.3 yards a game) and fifth in points allowed (15.4 per game). In 359 rushing attempts, opponents had an NFL-best two runs of longer than 20 yards. Jessie Armstead led the team with 102 tackles – his fifth consecutive season with more than a hundred tackles – and was selected to his fourth straight Pro Bowl. Defensive tackle Keith Hamilton had the best season of his nine-year career. He was a dominating run-stopper and he led the Giants with 10 sacks, an impressive feat for a tackle. Defensive end Michael Strahan had perhaps his finest all-around season and raised his sack total from 5.5 in 1999 to 9.5 in 2000.

### 2001

After a strong 3-1 start, the Giants lost eight of their last 12 games and finished 7-9 and in third place in the NFC East, the third time in as many tries they failed to make the playoffs a season after reaching the Super Bowl. The terrorist attacks in New York and Washington on Sept. 11 – the day after the Giants lost their Monday night opener in Denver – made the rest of season a minor footnote by comparison. After the attacks, many players reached out to victims' families, firefighters, police officers and other rescue workers and their children. Despite the disappointing record, the season included many highlights, notably Michael Strahan setting a new NFL single-season record with 22.5 sacks. Kerry Collins became the first quarterback in league history to throw every one of his team's passes in two consecutive seasons. Collins set team marks for passes (568) and completions (327). Tiki Barber accounted for 1,782 total yards, Mike Barrow set a team record with 135 tackles, Morten Andersen became the second-leading scorer in NFL history, Howard Cross set a new franchise record for games played (207), Amani Toomer caught more than 70 passes for the third season in a row, rookie Rodney Williams established a team record with a 90-yard punt against the Broncos and Jessie Armstead played in his fifth consecutive Pro Bowl (and was joined in Hawaii by Strahan and Ron Stone). Although they struggled with two three-game losing streaks, the Giants thrilled their fans with scintillating last-second victories over Dallas (in overtime), Arizona and Seattle. After the defeat in Denver – and a week off after the NFL's decision not to play the Sunday after the attacks – the Giants won three straight, against Kansas City, New Orleans and Washington. The winning streak was followed



by consecutive heartbreaking 1-point losses to St. Louis and Philadelphia, and a defeat at Washington. The Giants then rebounded with victories over Dallas and Arizona before again dropping three straight to Minnesota, Oakland and Dallas. They played their way back into playoff contention with dramatic triumphs over Arizona and Seattle, but closed the season with losses to Philadelphia and Green Bay.

## 2002

An exciting and rewarding season concluded with the Giants winning their final four regular season games to finish 10-6 and in second place in the NFC East. More importantly, they earned a Wild Card berth in the NFC playoffs, where they lost a heartbreaking 39-38 game to the San Francisco 49ers. But the game did not diminish the season's many team and individual achievements. The Giants made their 26th appearance in the playoffs, tying them with the Dallas Cowboys for the most postseason appearances in NFL history. They finished the regular season ranked sixth in the NFL in total offense, with 364.1 yards a game. It was their highest ranking and most yards per game since the 1985 Giants finished fifth in total offense with 367.8 yards a game. The Giants improved to 19-5 in regular season December games under Jim Fassel. Many individuals enjoyed outstanding seasons. Kerry Collins completed 335 passes, a Giants record, and was 1st in the NFC and 4th in the NFL with 4,073 passing yards, breaking the previous team record of 4,044, set by Phil Simms in 1984. Collins completed 61.5 percent of his passes, a career-high and the third-best percentage in team history. Tiki Barber was 4th in the NFL and 1st in the NFC with 1,984 yards from scrimmage (1,387 rushing and 597 receiving). He rushed for 1,387 rushing yards, the second-highest total in team history after Joe Morris' 1,516 yards in 1986. Amani Toomer set team records with 82 receptions for 1,343 yards and established a career-high with eight touchdown catches. Pro Bowler Jeremy Shockey caught 74 passes, the fifth-highest total in Giants history, and a team record for both rookies (shattering the mark of 48 set by Bobby Johnson in 1984) and tight ends (eclipsing the 66 passes Mark Bavaro caught in 1986). Michael Strahan was selected to his 4th Pro Bowl in 5 years and from Sept. 22 through Dec. 1, he had at least a half-sack in 10 consecutive games, tying the NFL record set by Denver's Simon Fletcher in 1991 and tied by Tennessee's Jevon Kearse in 1999.

## 2003

The Giants endured one of their most unpleasant seasons in recent memory, losing their last eight games to finish 4-12. The Giants were 4-4 at midseason. In Game 9, they were tied at halftime with Atlanta, 7-7. But the Falcons scored 20 unanswered second-half points to send the Giants to a defeat from which they would never recover. The Giants finished the season 1-7 at home, the first time since 1983 they won a single home game. Despite their poor record, the Giants had several individual highlights. Michael Strahan led the NFL with 18.5 sacks, the second-highest total of his career, and became the first Giant to twice lead the league in sacks. For the second consecutive year, Strahan and tight end Jeremy Shockey were the only Giants selected to the Pro Bowl. Shockey became the first Giant to be selected to the Pro Bowl in each of his first two seasons since Taylor in 1981-82. Running back Tiki Barber had team-high totals of 1,216 rushing yards (the second-highest total of his career) and 69 receptions. He became the first Giant to lead the team in both rushing and receptions since Joe Dawkins in 1974. Barber finished the season as the franchise's all-time leader in total yards (10,746) and receptions (422) and is second in rushing (5,409 yards). Amani Toomer extended his own team record with his fifth consecutive 1,000-yard season. Quarterbacks Kerry Collins and Jesse Palmer combined to throw a franchise-record 616 passes in 2003. Right guard David Diehl became the first Giants rookie to start all 16 games since Mark Bavaro in 1985. He was one of 14 NFL rookies to start all 16 games in 2003. The team announced with two games remaining that Jim Fassel would not return as head coach. Fassel was replaced by Tom Coughlin on January 6, 2004.

## 2004

A new era dawned in Giants Stadium in 2004 with the arrival of Tom Coughlin as the 16th head coach in franchise history. With Coughlin at the helm, the Giants revamped their roster and started the season 5-2. But the Giants couldn't sustain the momentum and lost eight consecutive games before winning the season finale against the Dallas Cowboys. The Giants finished in second place in the NFC East with a 6-10 record, a two-game improvement over their 2003 mark. Running back Tiki Barber set

four significant team records and was selected to his first Pro Bowl. He finished first in the NFL with a Giants-record 2,096 yards from scrimmage. Barber was fifth in the league and second in the conference with a team-record 1,518 rushing yards, two more than Joe Morris' total in 1986. He set the record on a game-winning three-yard run with 11 seconds remaining in the finale against Dallas. Barber tied a career high by averaging 4.7 yards a carry. Barber rushed for at least 100 yards in nine games, breaking the team's previous single-season record of eight, set by Morris in 1986. Barber finished the season with 6,927 career rushing yards, eclipsing Hampton's former team record of 6,897. The Giants had other standout performers. Willie Ponder averaged an NFL-best 26.9 yards on kickoff returns, the highest average by a Giant since Leon McQuay averaged 27.6 yards in 1974. The Giants finished first in the NFL with a 25.1-yard kickoff return average, the first time since 1953 they led the NFL in that statistical category. Ponder was the first Giant to lead the NFL in average kickoff return yardage since Clarence Childs in 1964. Jeremy Shockey led the Giants with 61 receptions to become the first tight end to top the team since Mark Bavaro had 55 catches in 1987. Bavaro had 55 catches that season. Shockey's team-leading six touchdown receptions were two more than he had in his first two seasons combined. Amani Toomer led the team's wide receivers with 51 catches for 747 yards. It was the sixth consecutive season Toomer had more than 50 receptions and 700 yards. Eli Manning, selected with the top pick in the 2004 draft and then acquired by the Giants in a trade, started the last seven games and finished the season with 95 completions in 197 attempts for 1,043 yards, six touchdowns and nine interceptions. Osi Umenyiora, a second-year defensive end, led the Giants with 7.0 sacks, six more than he had as a rookie. Linebacker Carlos Emmons led the team with 97 tackles (62 solo) and David Tyree had a team-high 23 special teams tackles.

## 2005

The 2005 season was marked by soaring success and searing tragedy. The Giants finished 11-5 and earned their first playoff berth since 2002 and their first NFC East championship since 2000 before losing an NFC Wild Card Game to Carolina, 23-0. But the Giants' beloved owners, Wellington Mara and Bob Tisch, passed away within three weeks of each other, both from cancer. Mara, an NFL patriarch who was one of the most respected and influential figures in league history, and who had been with the Giants for their entire 81-year history, died on Oct. 25. Tisch, who purchased 50 percent of the franchise in 1991, was a business titan, renowned philanthropist and nonpareil New York City mover and shaker, died on Nov. 15. The Giants were only the fifth team in NFL history to have five different players score at least seven touchdowns. Tiki Barber scored 11, and Jeremy Shockey, Plaxico Burress, Amani Toomer and Brandon Jacobs scored seven apiece. The Giants had five players selected to the Pro Bowl, their largest contingent since the 1990 Super Bowl champions sent seven players to Hawaii. The Pro Bowlers were Barber, Shockey, Osi Umenyiora, Michael Strahan and David Tyree.

Barber had the greatest season by a running back in Giants history and was selected NFL Player of the Year by Sports Illustrated and a first-team All-Pro by the Associated Press and Pro Football Weekly. He was second in the NFL with a team-record 1,860 rushing yards, shattering the franchise mark of 1,518 he set in 2004. Barber also had 530 receiving yards to become the only player in NFL history with at least 1,800 rushing yards and 500 receiving yards in the same season. His 2,390 total yards were second-most in NFL history. St. Louis' Marshall Faulk had 2,429 yards in 1999 (1,381 rushing, 1,048 receiving). Barber led the NFL in runs of 20 or more yards (16), 40 or more yards (seven) and 50 or more yards (five). His 263 scrimmage yards at Oakland, 220 rushing yards against Kansas City and 95-yard run against the Raiders were all NFL single-game highs in 2005. Barber's 95-yard run at Oakland was the longest in Giants history and broke a record that stood for 75 years — Hap Moran's 91-yard run vs. Green Bay on Nov. 23, 1930.

Eli Manning threw 557 passes this season, the second-highest total in team history. His 294 completions place him fourth on the Giants' career list and his 24 touchdown passes were the most by a Giant since Fran Tarkenton had 29 in 1967.

Jacobs was the first Giants rookie to score seven touchdowns since Bobby Johnson in 1984 and the first to rush for seven touchdowns since Bill Paschal ran for 10 scores in 1943.

Umenyiora was selected to his first Pro Bowl and was named first-team All-Pro by both the Associated Press and Pro Football Weekly. He was first in the NFC and second in the NFL with 14.5 sacks, the highest total by a Giants player other than Strahan since Hall of Famer Lawrence Taylor

had 15 in 1989.

Strahan was third in the NFC with 11.5 sacks. He and Umenyiora combined for 26 sacks, the most by any pair of NFL teammates.

Jay Feely led all NFL kickers with a team-record and career-high 148 points, the first Giants kicker to hold the top spot since Dan Chandler in 1963 (106 points). Jeff Feagles played in all 16 games for the 18th consecutive season (third with the Giants). On Nov. 27 in Seattle, Feagles played in his 283rd consecutive game, a new NFL record. Former Minnesota defensive end Jim Marshall had held the old mark of 282 since retiring in 1979.



Tyree was selected to his first Pro Bowl despite missing three games with an elbow injury, the Giants' first special teams player chosen since Reyna Thompson in 1990.

**2006**

The Giants finished 8-8 and earned their second consecutive postseason berth, the first time they accomplished that feat since 1989-90. The record was incongruously fashioned with a 3-5 home record and a 5-3 mark away from Giants Stadium.

Tiki Barber ended his record-setting career by rushing for 1,662 yards and catching 58 passes. Eli Manning was tied for fourth in the NFL with 24 touchdown passes. Tight end Jeremy Shockey led the team with 66 receptions and was voted to the Pro Bowl for the fourth time in his five-year career. Plaxico Burress caught 10 touchdown passes, the most by a Giant in 26 years, and was right behind Shockey with 63 catches. Linemen Chris Snee, David Diehl, Shaun O'Hara and Kareem McKenzie played solidly while missing just two games among them.

Defensively, middle linebacker Antonio Pierce led the Giants with 159 tackles (38 more than anyone else on the team), including 93 solo. He was selected to play in his first Pro Bowl as an injury replacement for Brian Urlacher. Safeties Gibril Wilson and Will Demps had 121 and 116 tackles, respectively, Osi Umenyiora led the team in sacks for the third consecutive year (despite missing five games) and tackle Fred Robbins had a solid all-around season.

On the debit side, the Giants were never at full strength in the second half of the season because several key players suffered injuries that forced them to go on injured reserve. The group included wide receiver Amani Toomer (knee), seven-time Pro Bowl defensive end Michael Strahan (Lisfranc foot sprain), left tackle Luke Petitgout, three-time Pro Bowl linebacker LaVar Arrington, reserve defensive end Justin Tuck and, late in the year, return specialist Chad Morton.

**2007**

The 2007 season was one of the most successful, rewarding and memorable in franchise history.

The Giants stumbled to a 0-2 start – then fell behind by two touchdowns at halftime of their third game – before beginning a remarkable turnaround. They rallied to win that game, 14 of their next 18 and concluded the season with an exhilarating and unforgettable 17-14 victory over the New England Patriots in Super Bowl XLII. It was one of the greatest upsets and most exciting championship games in the long history of the National Football League.

Eli Manning threw the game-winning 13-yard touchdown pass to Plaxico Burress with just 35 seconds remaining, giving the Giants a victory over a New England team that entered the game with an 18-0 record, including a three-point win over the Giants in the regular season finale. After New England had taken a 14-10 lead with just 2:42 remaining in the fourth quarter, Manning completed five passes on an 83-yard drive – including a 32-yarder on the greatest play in Super Bowl history, when he slipped the clutches of the Patriots' pass rusher and threw down field to David Tyree, who somehow secured the ball against his helmet and away from safety Rodney Harrison.

Two days after bringing the Vince Lombardi Trophy back to the metropolitan area, the Giants were lauded by more than a million fans at a ticker tape parade up Manhattan's famed Canyon of Heroes, and later at a rally in Giants Stadium.

The Giants triumphed for the third time in four Super Bowl appearances, won their sixth title game and seventh overall championship. They won Super Bowls following the 1986, 1990 and 2007 seasons, NFL Championship Games in 1934, 1938 and 1956 and the league title in 1927, before the advent of championship games.

But this title was the most improbable of all. The Giants were just the fourth team to start a season 0-2 and reach the Super Bowl (and the third to win it). They finished the regular season at 10-6 and became the first six-loss team to win the Super Bowl since the 1988 San Francisco 49ers. The Giants won just three home games – none after October 21 – to become the first team with a losing home record to ever make the Super Bowl. The Giants were the fifth wild card team – and first from the NFC – to win the Super Bowl. They were the third team to reach the Super Bowl by winning three road playoff games, the second such team to win the Super Bowl and the first from the NFC. The Giants sent an NFL single-season record with 11 consecutive victories away from home (seven regular season, four postseason, including the Super Bowl). Many individuals enjoyed outstanding seasons, games or moments. Eli Manning started every game and threw for 3,336 yards and 23 touchdowns to become the first Giants quarterback since Phil Simms (1984-86) to top 3,000 yards and 20 touchdown passes in each of three consecutive seasons. Brandon Jacobs rushed for 1,009 yards





despite missing five games and most of a sixth with injuries. Burress was unable to practice virtually the entire season because of an ankle injury, but led the team with 70 receptions for 1,025 yards and 12 touchdowns, the highest total by a Giants receiver since Homer Jones had 13 in 1967. Amani Toomer caught 59 passes and became the franchise's all-time leader in receptions with 620. The offensive line – and fullback Madison Hedgecock, acquired off waivers after he was cut by St. Louis - played well throughout the year, a big reason the Giants finished fourth in the NFL in rushing yards, averaging 134.3 a game.

Under new coordinator Steve Spagnuolo, the defense ranked seventh in the NFL, allowing 305.0 yards a game. The Giants led the NFL with 53.0 sacks and set a franchise record with 12 in a victory over Philadelphia on Sept. 30. Osi Umenyiora was third in the

NFC and fifth in the NFL with 13.0 sacks and was the lone Giant voted to the Pro Bowl. Justin Tuck became a force on the defensive line and had 10.0 sacks. Michael Strahan, in the final season of his great career, added 9.0 sacks and moved to fifth on the NFL's career list with 141.5. Middle linebacker Antonio Pierce led the Giants with 116 tackles (63 solo). Corey Webster stepped up to play superbly in the playoffs. R.W. McQuarters has intercepted a pass in each of the first three postseason games.

The special teams also played well. Punter Jeff Feagles was one of the NFL's most effective punters in the 20th season of his remarkable career. Kicker Lawrence Tynes, acquired in an offseason trade with Kansas City, succeeded on 23 of 27 field goal attempts and booted the game-winning 47-yarder in overtime in the NFC Championship Game. Domenik Hixon, acquired off waivers in October, became the primary kickoff returner late in the season and brought one back 74 yards for a touchdown in the regular season game against the Patriots.

**2008**

When the 2008 NFL season began, the Giants had the Vince Lombardi Trophy on display in their lobby and legions of skeptics and doubters who were convinced they had won it more through luck and timing than skill. A popular refrain was that the Giants had simply become a hot team at the right time in the 2007 playoffs. For evidence, the disbelievers cited the Giants' stirring Super Bowl XLII victory over the previously-undefeated New England Patriots. When it was time to make predictions for the 2008 season, most prognosticators placed the Giants second or third in the NFC East.

But the Giants proved them all wrong. No, they didn't win another Super Bowl. But they did capture the division title and the No. 1 seed in the NFC playoffs. They started the season 11-1 and winning 12 regular season games, they became only the fifth defending Super Bowl champion to win more games the season following a championship than they did on their way to winning the title (not counting the strike-shortened 1982 season).

The Giants achieved their success despite losing several key players from the 2007 championship team, including seven-time Pro Bowl defensive end Michael Strahan (retirement), two-time Pro Bowl defensive end Osi Umenyiora (knee injury suffered in the preseason), four-time Pro Bowl tight end Jeremy Shockey (traded to New Orleans) and wide receiver Plaxico Burress, (who did not play in the season's final month after he was wounded in an accidental shooting).

The day after the season ended with a loss to the Philadelphia Eagles in an NFC Divisional Playoff Game, Coach Tom Coughlin addressed many of the issues that had been raised in training camp.



“What I thought I would start with this morning is to think back to last spring and last summer when all of your questions concerned how this team would respond to winning the Super Bowl,” Coughlin said. “Would they be, for lack of a better word, satisfied? Would they be as hungry coming into training camp and beyond training camp as they were in working our way to a Super Bowl championship? I think that our team responded and answered that question. I think we came out, we transitioned, we bridged from the Super Bowl year to the next season very well. Our competitiveness was there, our fire, our attempt to take the success of the Super Bowl season on into the next season was very successful. We were 11-1 and we did come out of camp and play very, very well for a very long time. We, of course, played well and the record stood for that. We didn't finish the season as

well as we would have liked to, but I think we answered the questions of what this team was about.”

“Twelve and five is not a bad season,” general manager Jerry Reese said. “When you set the bar high like that and then all of sudden you get eliminated in the second round it stings. Overall, we had a real good season. It's not where we want it to be, but we said we wanted to be the organization that put our team in position to win the Super Bowl every year. For the last couple of years we have been able to put our team in position to do that. We fell short this time.”

The loss to Philadelphia did not mitigate the achievements of a successful regular season. The Giants



were one of only two teams to finish in the top nine in both the NFL's offensive and defensive rankings. They rushed for an NFL-leading and franchise record 2,518 yards and also topped the league with a Giants-best 5.0 yards per carry. The Giants were the first team since 1985 to have two running backs rush for 1,000 yards each (Brandon Jacobs and Derrick Ward).

Seven Giants were selected to the NFC Pro Bowl team: quarterback Eli Manning, center Shaun O'Hara, guard Chris Snee, defensive end Justin Tuck, punter Jeff Feagles and kicker John Carney. Two weeks before the game, long-snapper Zak DeOssie was added as the NFC's need player.

Snee and Tuck were named first-team All-Pro by the Associated Press and fullback Madison Hedgecock, O'Hara and Carney finished second in the voting at their positions. O'Hara, Hedgecock and defensive tackle Fred Robbins were named first-team All-Pro by Sports Illustrated and O'Hara and Snee were selected to The Sporting News' All-Pro first team.

The Giants opened their season at home against NFC East rival Washington in the traditional Thursday night opener showcasing the previous season's Super Bowl champions.

Before the game, the Giants' three Super Bowl championship teams were honored during an inspiring and exciting pre-game ceremony that featured a surprise appearance by Michael Strahan.

A huge inflatable replica of the Lombardi Trophy was wheeled out to midfield as the stadium video boards showed highlights from Super Bowls XXI and XXV. Bob Papa, the voice of the Giants, then introduced the players from those teams that were in attendance: Hall of Famer Harry Carson, Stacy Robinson, Karl Nelson, Brad Benson, Bill Ard, Howard Cross, Rodney Hampton, Otis Anderson, Carl Banks and Mark Bavaro.

"Giants Stadium, you thought I was never coming back," said Strahan, who had announced his retirement three months previously after 15 stellar seasons with the team. "But I had to come back to celebrate the championship with the greatest fans in all of sports. And for one final time, salute my teammates for an incredible championship run. So what I want you to do is, I want you to get on your feet, I want you to make some noise and I want you to be ready to stomp somebody out and welcome the New York Giants Super Bowl champions."

With that, the 79,742 fans in attendance screamed in delight as the 2008 Giants took the field for the first time. At the other end of the stadium, a championship banner was raised.

**2009**

When the Giants embarked on their 2009 season, the popular belief was that they could succeed because of the strength of a retooled defense, particularly the reinforced front, and a running game that had been the NFL's best in 2008. If a weakness, or at least a unit with multiple questions, existed, it was the untested group of wide receivers.

But someone shredded that script when the games began. The defense did not play as well as anticipated and the rushing attack wasn't as productive as it had been in previous seasons. But the passing game, with Eli Manning having the finest year of his career and record-setting Steve Smith leading a group of receivers that exceeded expectations, was the strongest facet of the team.

The Giants' fortunes unfolded in a similarly unexpected fashion. Playing their 34th and final season in Giants Stadium, they hoped to win their second consecutive NFC East title and extend their franchise record with a fifth consecutive postseason berth. The journey began smoothly, as the Giants won their first five games. But they soon took a wrong turn, veered completely off course and ultimately hit a dead end. The Giants won just three times after that burst from the gate and finished with an 8-8 record and in third place in the division. They finished out of the playoffs

for the first time since Tom Coughlin's inaugural season as head coach in 2004.

The Giants were hit by a debilitating series of injuries. Safety Kenny Phillips, their first round draft choice in 2008, played superbly in the first two games but missed the rest of the season because of an arthritic condition in his knee that required surgery. Middle linebacker Antonio Pierce, a team leader, captain and the top tackler, sat out the final seven games with a bulging disk in his neck. Two of the free agents acquired to strengthen the defense, Chris Canty and Michael Boley, missed significant chunks of the season with injuries. Defensive tackle Jay Alford missed the entire year with a knee injury. Gerris Wilkinson led the team in special teams tackles when he was placed on injured reserve with a wrist injury. Running backs Brandon Jacobs and Ahmad Bradshaw and defensive end Justin Tuck played hurt most of the year and offensive linemen Rich Seubert and Kareem McKenzie were sidelined at the end of the season with injuries.

Manning finished the season with 317 completions in 509 attempts (62.3 percent) for 4,021 yards, 27 touchdowns, 14 interceptions and a passer rating of 93.1. The completions, percentage, yards, touchdowns and rating were all career highs. Manning is the third quarterback in Giants history to throw for more than 4,000 yards in a season, joining Kerry Collins (4,073 in 2002) and Phil Simms (4,044 in 1984).

Smith was first in the NFC and second in the NFL with 107 receptions, 25 more than the franchise's previous single-season record-holder (Amani Toomer had 82 in 2002) and 50 more than this season's runner-up, Mario Manningham. Smith's 1,220 receiving yards were the second-highest total in franchise history. Toomer had 1,343 in 2002. Smith joined Toomer, Plaxico Burress (1,214 yards in 2005) and Homer Jones (1,209 yards in 1967) as the only Giants with 1,200-yard receiving seasons. Smith led the NFL with 38 receptions on third down.

Manningham had a breakthrough season with 57 catches (in 14 games) and Hakeem Nicks had 47 receptions for 790 yards, both the third-highest total in history among Giants rookies. Nicks' six touchdown receptions were the most by a Giants rookie since Johnson had seven.

Center Shaun O'Hara and guard Chris Snee were selected to their second consecutive Pro Bowls and tackle David Diehl to his first. Tight end Kevin Boss had a solid season with 42 catches and five touchdowns. Cornerback Terrell Thomas started every game and led the team with 101 tackles (67 solo). Defensive end Osi Umenyiora returned from the knee surgery that cost him the 2008 season to record a team-high 7.0 sacks, the fifth time in six seasons he has led the team. Kicker Lawrence Tynes scored a career-high 126 points and Chase Blackburn and Bryan Kehl tied for the team lead with 16 special teams tackles.





The Giants finished with a record of 155-117 in regular season games in Giants Stadium, including 4-4 in 2009. They were 7-4 in postseason games for a total record of 162-121.

Giants Stadium hosted 477 NFL regular season game played in Giants Stadium, easily the most in league history. Chicago's Wrigley Field is second with 365.

**2010**

The 2010 season will always elicit mixed reactions from the New York Giants.

Playing their 86th season, the Giants moved into a beautiful new home, New Meadowlands Stadium, which is located just a few yards away from where Giants Stadium, their home from 1976-2009, once stood. The Giants were 10-6, one of a record-tying 13 teams to finish with double-digit victories. They finished the season with the same record as the NFC East champion Philadelphia Eagles, the same record as the eventual Super Bowl XLV champion Green Bay Packers and the same record as the 2007 Giants team that won Super Bowl XLII.

But ultimately, the season did not meet their expectations because the Giants did not make the playoffs. Two losses to the Eagles and another to the Packers in the final seven weeks of the season first cost the Giants the NFC East title and then an opportunity to participate in the postseason. The Giants lost the NFC's last postseason berth on a tiebreaker.

The Giants ended their season with an unusual blend of emotions. They accepted their fate and took responsibility for coming up short, but they were equally defiant in their belief that they are better than a playoff non-qualifier.

"I'm really disappointed to be here talking to you guys about 10-6," general manager Jerry Reese said at his season-ending news conference. "I really felt like we had an opportunity to get into the playoffs and really do some damage when we got there, but it didn't work out that way. I'm really disappointed, even more so than last year because we put ourselves in position and that's what our goal is every year, to put ourselves in a position and we put ourselves in position and we just did not finish the job and that's very disappointing."

Although disappointed at missing the playoffs for the second season in a row, Coach Tom Coughlin had high praise for his players.

"I love this team, I love these guys, I think they're strong character people, we work together on everything, we're all in it together, we're all for one, one for all and that's the way that it has to be," Coughlin said. "It's a group of guys that don't make excuses for anything, they accept responsibility, they accept whatever takes place. They've done an outstanding job this year of adjusting to some very unusual circumstances that surround the game. They've done a good job of that. We've had a couple of huge disappointments, emotionally we weren't to where we should have been. We did come back to a certain level (in the season finale vs. Washington), but it's an outstanding group of guys who by and large are on the same page, they're focused, they come to work, they prepare themselves, they play hard, there are all kinds of personalities just like there always is, but as I said, I'm very, very appreciative of the kind of effort, the attitude, the enthusiasm, and the fact that this year's team was a very responsive team."

The Giants had many impressive statistical achievements in 2010. The offense (fifth) and defense (seventh) each finished in the top 10 of the NFL rankings. Eli Manning set franchise records for completions and completion percentage and became the first Giants quarterback with two 4,000-yard seasons and the second with more than 30 touchdown passes. Ahmad Bradshaw (1,235) and Brandon Jacobs (823) rushed for a combined 2,058 yards. Despite missing three games with injuries, Hakeem Nicks had one of the finest seasons by a wide receiver in Giants history with 79 catches for 1,052 yards and 11 touchdowns. Mario Manningham caught 60 passes, including 85- and 92-yard touchdowns. Osi Umenyiora (10 forced fumbles) and Justin Tuck (five fumble recoveries) tied for the team lead with 11.5 sacks.

But those players and the rest of the team and coaches ultimately exited the season with an empty feeling.

"Overall, I'm disappointed in the outcome of the season," said quarterback Eli Manning, who threw for 4,002 yards and 31 touchdowns, but also tossed 25 interceptions. "We thought we had potential. We thought we had players to make it in the playoffs and make a run, and we didn't accomplish that. We didn't play well enough at times of the season to make it into the playoffs."

"We had a good year," Tuck said. "Ten and six is nothing to hold your head down about. Obviously, it wasn't good enough, and we always have a goal of reaching the playoffs and going deep in the playoffs and hopefully winning the Super Bowl. It didn't happen this year, but we're not going to hold our heads about it. We had opportunities, and you try your best to learn from them. Hopefully, that's being carried over to next year and it gets us to work a little harder in running and work a little harder in lifting and propel us to where we want to be next year."



**2011**

Late in the afternoon on Dec. 18, 2011, the Giants trudged off the field in MetLife Stadium after a lackluster 23-10 loss to the Washington Redskins. The Giants had not scored a touchdown until 33 seconds remained in the defeat, their fifth in a six-game stretch that included a four-game losing streak. More importantly, the Giants fell to 7-7 and were one defeat from missing the playoffs for a third consecutive season.

But instead of continuing their freefall, the Giants rose up and concluded the season with one of the most inspiring and memorable runs in the 87-year history of the franchise, one that ended with a victory over New England in Super Bowl XLVI – their second championship in five seasons.

The surge began with a Dec. 24 victory over the Jets in which the Giants were the visiting team. Eight days later, the Giants routed Dallas in a winner-take-all showdown for the NFC East title. The Giants finished 9-7 and became the first team to win the division with fewer than 10 wins since the 1970 merger.

The Giants opened their playoff run with a 24-2 rout of Atlanta in MetLife Stadium. They followed that up with road victories that avenged regular season losses to Green Bay and San Francisco, the latter a 20-17 overtime thriller in the NFC Championship Game.

That advanced the Giants to the Super Bowl, where they found a familiar foe in the Patriots, the same team they defeated four years earlier in Super Bowl XLII. This time, Ahmad Bradshaw scored

the game-winning touchdown on a six-yard run with 57 seconds remaining and the defense knocked down Tom Brady's last-play pass into the end zone to clinch the 21-17 victory.

Eli Manning completed 30 of 40 passes for 296 yards to win his second Super Bowl MVP award as the Giants became the first seven-loss team to win a Super Bowl.

During the regular season, the Giants set franchise records with 6,161 total yards and 4,734 net passing yards. Manning set Giants marks with 589 passes and 359 completions. Wide receiver Victor Cruz established a team record with 1,536 receiving yards while catching 82 passes. Hakeem Nicks had 1,192 yards to give the Giants two 1,000-yard receivers for the first time in franchise history.

Ahmad Bradshaw missed four games with a foot injury, but led the team with 659 rushing yards and nine touchdowns.

Second-year pro Jason Pierre-Paul had 16.5 sacks, the fourth-highest total in team history.

## 2012

The 2012 Giants finished 9-7 and in second place in the NFC East. It was the eighth consecutive season in which the Giants finished .500 or better, their longest such streak since they played 10 seasons in a row without a losing record from 1954-63. The Giants finished with a winning record for the third consecutive season, the first time they had done that since 1988-90 (when they were 10-6, 12-4, 13-3).

Despite extending those streaks, they did not earn a postseason berth. The Giants lost control of their playoff destiny with back-to-back late-season defeats in Atlanta and Baltimore. They routed Philadelphia in their finale, but soon learned they were eliminated when Chicago beat Detroit.

The Giants compiled numerous impressive statistics in 2012. They scored 429 points, the second-highest total in franchise history; the 1963 Giants scored 448. The 2012 season was the fifth in the 88-year history of the franchise in which the Giants scored more than 400 points. The Giants scored a franchise-record 278 points at home, shattering the old mark of 248, set in 2007. In their last three home games – victories over Green Bay, New Orleans and Philadelphia – the Giants scored 38, 52 and 42 points.

The 2012 team allowed an NFL-low 20 sacks. The Giants were fourth in the NFL in both takeaways (35, four more than they had in 2011) and turnover differential (plus-14, a significant improvement over 2011's plus-7). The plus-14 was the Giants' best turnover differential since they were plus-25 in 1997. The Giants intercepted 21 passes in 2012, their highest total since they had 27 picks, also in 1997.

The Giants finished the 2012 season with 72 penalties for 578 yards, both franchise-low totals for a 16-game schedule.

Eli Manning passed Phil Simms and became the Giants' career leader in completions (2,612) and touchdown passes (211).

Four Giants were selected to the Pro Bowl: Manning, guard Chris Snee, wide receiver Victor Cruz and defensive end Jason Pierre-Paul.

## 2013

In 2013, a strong finish was not enough for the Giants to overcome a poor start and they finished 7-9, their first losing record since they were 6-10 in 2004. They were third in the NFC East for the second season in a row.

The Giants put themselves in a deep hole by losing their first six games for the first time since 1976, when they lost their first nine games. They did, however, follow their 0-6 start with four consecutive victories to become just the second team in NFL history to lose its first six games and win the next four (the other team was the 2009 Tennessee Titans). Overall, the Giants won seven of their last 10 games.

All nine of the Giants' losses were to teams that finished .500 or better, the first time that happened since their 5-11 season in 1995. The Giants lost home games to both of the teams that played in Super Bowl XLVIII, Seattle and Denver.

The offense struggled much of the season. The Giants' offense ranked 28th in the NFL in both yards per game (307.5) and points per game (18.4). The Giants scored 294 points, their lowest total



in Tom Coughlin's 10 seasons as head coach. They were shutout at Carolina and vs. Seattle, the first time since 1996 they did not score twice in the same season. The Giants scored more than 27 points just once, in their 36-31 opening night loss in Dallas.

The Giants committed an NFL-high 44 turnovers. It was their highest turnover total since 1983, when they had 58 turnovers. The Giants' minus-15 turnover differential was their worst since they were minus-16, also in 1983.

Defensively, the Giants improved throughout the season. The defense ranked 26th in the NFL entering Week 6, when it was allowing an average of 395.2 yards per game, finished the season ranked eighth, giving up 332.3 yards a game. That was a significant improvement over the 2012 season, when the defense was ranked 31st, allowing 383.4 yards per game. The unit was 14th in the league against the run (108.9 yards a game) and 10th vs. the pass (223.3). The Giants were 18th in scoring defense, allowing 23.9 points a game. Entering Week 6, they were 32nd and last in scoring defense, giving up 36.4 points a game.

The defense was not responsible for nine of the 42 touchdowns allowed by the Giants, who surrendered an NFL-high nine return touchdowns (three apiece on interceptions, fumble returns and punt returns).

## 2014

The 2014 Giants finished 6-10, their first double-digit loss season since 2004 and their first back-to-back losing seasons since 2003-04. They were a streaky team, with a seven-game losing streak surrounded on both sides by three-game winning streaks.

The Giants were the third-place team in the NFC East for the second year in a row. They were 2-4 in NFC East games. The Giants swept Washington and were swept by Dallas and Philadelphia.

The Giants scored 380 points and allowed 400. It was just the fifth time in franchise history they gave up at least 400 points.

The offense finished 10th in the NFL with an average of 367.2 yards a game, a 59.7 yards-per-game



improvement over their 2013 average of 307.5. It was the team's largest one-year jump since 2005, when the Giants were ranked fourth in the league with an average of 361.7 yards game. That was a 66.6 yards-per-game increase over their 2004 average of 295.1.

The Giants set franchise records for completed passes with 383 (shattering the former mark of 359, set in 2011) and completion percentage with 63.1 (the former record of 62.9 was set in 2010). They finished with their second-highest totals in franchise history in passes attempted (607) and net passing yards (4,272).

The Giants' defense allowed 6,012 net yards, the third-highest total by their opponents in franchise history. They yielded 6,134 yards in 2012 and 6,022 in the 2011 championship season.

The Giants were ranked 29th in the NFL in total defense, allowing 375.8 yards a game, after finishing eighth (332.3 yards per game) in 2013. The run defense ranked 30th (135.1 yards a game), while the Giants were 18th vs. the pass (240.6). The Giants finished the season with 47 sacks, their highest total since they had 48 in 2011.

## 2015

The Giants were 6-10 for the second season in a row in 2015, their first back-to-back double-digit loss seasons since 2003-04 when they were 4-12 in Jim Fassel's final season as head coach and 6-10 in Tom Coughlin's first. Eight of the 10 losses were by six or fewer points. The Giants lost six games in which they held a lead or were tied in the fourth quarter.

The Giants finished under .500 for the third consecutive season, the first time that's happened since they had eight straight losing seasons from 1973-80. They missed the playoffs for the fourth consecutive season, their longest drought since they went 17 years about a postseason berth from 1964-80.

The 2015 Giants scored 420 points, the fifth-highest total in franchise history. Their 331 first downs were tied for the fourth-highest total in team history, and were just five fewer than their 2014 total. The Giants' 5,956 net yards were the third-highest total in their history.

With an average of 372.3 yards per game, the Giants finished eighth in the NFL in total offense, one season after finishing 10th in yardage. It is their first back-to-back top 10 finishes since they had a streak of four consecutive seasons from 2008-11.

In 2015, the Giants set franchise records for pass attempts (623, the old record was 616 in 2003), and completions (392, the old record was 383 in 2014). The Giants totaled 4,347 net passing yards, the second-highest total in franchise history. The record of 4,734 was set in 2011. The Giants threw 36 touchdown passes in 2015 (35 by Eli Manning), the second-highest total in franchise history; the 1963 Giants threw 39 touchdown passes.

The Giants allowed 442 points the second-highest total in franchise history (501 in 1966).

## 2016

The Giants sharply improved their fortunes in Ben McAdoo's first season as head coach in 2016, when they finished the regular season with an 11-5 record and in second-place in the NFC East, after finishing 6-10 each of the previous two years. The five-game improvement in victories is their biggest since 2005, when they were also 11-5 one year after finishing 6-10. The Giants qualified for their first playoff berth since 2011, when they won Super Bowl XLVI. It was their 32nd postseason appearance, tying them with Dallas and Green Bay for the most in NFL history. The Giants' season ended with a 38-13 loss to the Packers in an NFC Wild Card Game. The Giants finished 7-1 at home, their best record in the seven-year history of MetLife Stadium (previous best: 6-2 in 2012) and their best home record since they were 7-1 in Giants Stadium in 2008. They won their last six home games, their longest such streak since they won their first six games at home in 2008. The Giants finished 4-2 in NFC East games, their best record within the division since they were 4-2 in 2013. Their 2-1 record in division road games was their best since they were 2-1 in 2013. With their 27-23 victory against Baltimore on Oct. 16, the Giants became the third NFL franchise with 700 combined regular-season and postseason victories. At the conclusion of their 92nd season, the Giants were 708-597-33. The Packers were 764-575-37, and the Chicago Bears were 761-586-42. The Giants had a vastly-improved defense in 2016. They were second in the NFL with 284 points allowed, one season after they were ranked 30th after giving up 442 points. The Giants allowed 17.8 points per

game, the lowest average by their opponents since 2002, when they gave up 17.4 points a game.

## 2017


The 2017 season began with optimism but ended in disappointment for the Giants, who lost their first five games on their way to a 3-13 record. The 13 losses were a franchise record, and the three victories were the team's fewest since 1983, when the Giants finished 3-12-1. The Giants finished 2-6 in MetLife Stadium, their fewest home victories since they were 1-7 in 2003. They scored 246 points, their lowest total since they scored 243 in 2003. On Dec. 4, the Giants were 2-10 when general manager Jerry Reese and head coach Ben McAdoo were dismissed from their duties. Assistant general manager Kevin Abrams was named interim G.M. and defensive coordinator Steve Spagnuolo became the interim head coach. The Giants were 1-3 under Spagnuolo, defeating the Washington Redskins in their season finale. When Eli Manning did not play at Oakland on Dec. 3, it ended his streak of 210 consecutive regular-season starts (plus 12 in the postseason) dating back to his rookie season in 2004. Tight Evan Engram, the Giants' 2017 first-round draft choice, finished the season with team-high totals of 64 catches and six touchdowns. Safety Landon Collins was the Giants' only Pro Bowl representative, but was unable to play in the game after fracturing his arm in Week 16. On Jan. 22, the Giants named Pat Shurmur their new head coach.

## 2018

The Giants finished the season 5-11 and in fourth place in the NFC East in Pat Shurmur's first season as head coach. Twelve of the Giants' 16 games were decided by seven or fewer points, tying them with Philadelphia and Pittsburgh for the most in the NFL. The Giants were 4-8 in those games. The Giants scored 369 points after scoring 246 in 2017. The 123-point increase was the Giants' largest from one season to the next in 85 years, and their largest ever when the seasons had the same number of games. In 1933, the Giants scored 244 points in a 14-game regular season, one year after scoring 93 points in 12 games, an increase of 151 points. The team's per-game averages in points, and total, rushing, and passing yards all improved in 2018. When Eli Manning took his first snap of the season he played in his franchise-record 217th regular-season game. Saquon Barkley had the greatest rookie season in Giants history and was named the NFL Offensive Rookie of the Year. Barkley set numerous franchise rookie records, including rushing yards (1,307), Touchdowns (15), rushing touchdowns (11) and receptions (91, tied with Odell Beckham, Jr.). Aldrick Rosas was named second-year All-Pro after making 32 of his 33 field goal attempts, a Giants-record a .970 percentage. Rosas was one of five Giants selected to the Pro Bowl, including Barkley, safety Landon Collins, linebacker Olivier Vernon and safety Michael Thomas (as a special teamer) were later named to the NFC team. Left tackle Nate Solder and rookie left guard Will Hernandez participated in all 1,027 offensive snaps. Linebacker Alec Ogletree led the Giants and all NFL linebackers with five interceptions. He tied the single-season record for interceptions by a Giants linebacker, set by Jerry Hillebrand in 1963. Ogletree returned two of the interceptions for touchdowns; he was the only NFL player with two interception return touchdowns in 2018, and the first linebacker in Giants history to score twice on interception returns in a season.

## 2019

The Giants were 4-12 and third-place finishers in the NFC East in Pat Shurmur's second and final season as coach. Eli Manning played the final four games of his career and won his last start, on Dec. 15 vs. Miami, to finish with a regular-season record of 117-117. Manning is the only player in Giants history to play 16 seasons with the team. He played in a franchise-record 236 regular-season games (234 starts). Quarterback Daniel Jones started 12 games and set franchise rookie records with 459 passes, 284 completions, 3,027 yards and 24 touchdown passes. The former records had all stood since Charlie Conerly set them in 1948. Jones' 24 touchdown passes led all rookie quarterbacks in 2019 and were the fourth-most by a rookie in a single season in NFL history. Only Baker Mayfield (27 in 2018), Peyton Manning (26 in 1998) and Russell Wilson (26 in 2012) had more. Despite missing three games with an ankle injury, Saquon Barkley led the team with 217 carries for 1,003 yards and six touchdowns. Coupled with his 1,307 yards in his debut season, Barkley is the first player in Giants history to rush for at least 1,000 yards in each of his first two seasons. Barkley set



a franchise record with 279 yards from scrimmage at Washington on Dec. 22. Jones threw a team rookie-record five touchdown passes in that game as the Giants became the first team in NFL history to have a player with 275+ scrimmage yards and a player with five touchdown passes in the same game. Sterling Shepard missed six games with a concussion but led the Giants with 57 catches. Rookie receiver Darius Slayton had a team-high 740 receiving yards and eight touchdowns and was fourth with 48 catches. Safety Antoine Bethea led the Giants with 110 tackles (81 solo) and Markus Golden 10.0 sacks more than doubled the total of anyone else on the team.

## 2020

Joe Judge was hired as the Giants' 19th head coach in January and in his first season, the team finished in second place in the NFC East at 6-10, their best record since they were 11-5 in 2016. The Giants were 4-2 in NFC East games, also their best since 2016, when they were 4-2. They swept division foes Dallas, Philadelphia and Washington at home for the first time since 2005.

The Giants held a double-digit lead in six consecutive games from Oct. 11-Nov. 15, their longest such streak in a single season since 1989, when they had a lead of 10 or more points in nine straight games. From Oct. 11 through Nov. 8, the Giants' five games were decided by a total of 10 points, the first time in their history they played five consecutive games with such a small cumulative margin. The Giants also played five straight games decided by three or fewer points in a single season for the first time in their history.

Cornerback James Bradberry and tight end Evan Engram earned their first Pro Bowl selections although the game was not actually played because of the COVID-19 pandemic.

Daniel Jones started all 14 games in which he played and completed 280 of 448 passes (62.5%) for 2,943 yards, 11 touchdowns and 10 interceptions for a passer rating of 80.4. His two-year totals are 907 attempts, 564 completions (62.2%) for 5,970 yards, 35 touchdowns and 22 interceptions for a passer rating of 84.1. Jones rushed for 423 yards on 65 carries, the record for a Giants quarterback in the Super Bowl era. Pro Football Hall of Famer Fran Tarkenton previously held the record with 306 yards in 1967. Jones' 6.5-yard average was the NFL's highest among the 91 players with at least 50 rushing attempts in 2020.

In his first season with the Giants, inside linebacker Blake Martinez started all 16 games for the fourth consecutive season. He was one of the team's captains and led the Giants and was third in the NFL with 151 tackles (86 solo). Martinez tallied at least 147 tackles for the fourth consecutive season.

In his first Giants season, Graham Gano had one of the finest seasons of his 12-year career and one of the best seasons by a kicker in franchise history. He made 31 of 32 attempts this season, a .9687 percentage that is the second highest in Giants history. In 2018, Aldrick Rosas made 32 of 33 attempts, a success rate of .9696.

## 2021

The Giants won three of the final five games that quarterback Daniel Jones started in 2021, losing only Monday night road encounters with the previous season's Super Bowl teams, Kansas City and Tampa Bay. But after Jones suffered a season-ending neck injury against Philadelphia on Nov. 28, the Giants lost their final six games and finished 4-13 and in fourth place in the NFC East.

With Jones in the lineup, the Giants averaged 18.4 points a game. Without him, that number was almost halved (9.3).

In his third season, Jones completed 232 of 361 passes (64.3%) for 2,428 yards, 10 touchdowns and seven interceptions.

Saquon Barkley and Devontae Booker each rushed for a team-high 593 yards. They were the first pair of teammates to share a rushing title since Ray Nolting and Sam Francis each ran for 297 yards for the 1938 Chicago Bears.

Tight end Evan Engram led the Giants with 46 receptions, followed by Barkley (41) and Booker (40). The leading wide receiver was rookie Kadarius Toney, who caught 39 passes while playing in just 10 games. Toney set a franchise rookie record with 189 receiving yards at Dallas on Oct. 10.

Two second-year pros led the defense. Linebacker Tae Crowder started all 17 games and tallied a team-high 130 tackles. Safety Xavier McKinney led the Giants with five interceptions, including one he returned for a touchdown.

Graham Gano made 29 of 33 field goal attempts and all 17 of his PATs for a team-high 104 points. Gano extended his team-record streak to 37 consecutive successes before missing a 35-yard try at New Orleans on Oct. 3.

## 2022

Brian Daboll's debut season as head coach included a 9-7-1 regular-season record, the Giants' first playoff berth in six years and their first postseason victory in 11 seasons, a wild card triumph in Minnesota. The season ended with a divisional round playoff loss in Philadelphia.

Daboll was the fifth coach in Giants history to lead the team to the playoffs in his debut season, joining Allie Sherman (1961), Dan Reeves (1993), Jim Fassel (1997) and Ben McAdoo (2016). Rookie coach Earl Pottenger led the Giants to the 1927 NFL championship in the era before playoffs. Daboll was the first Giants coach to win his postseason debut since Dan Reeves in 1993. The other Giants coaches to win their first playoff games were Jim Lee Howell in 1956, Ray Perkins in 1981, and Bill Parcells in 1981.

Fourth-year quarterback Daniel Jones completed 317 of 472 passes (a franchise-record 67.16%) for 3,205 yards, all career highs. His passer rating was a career-best 92.5 and was the highest by a



Giants quarterback since Eli Manning's 93.6 rating in 2015. Jones led with NFL and set a franchise record by throwing an interception on just 1.1% of his passes (5 in 472 throws). He rushed for a Giants quarterback-record 708 yards and 7 touchdowns on 120 carries.

Saquon Barkley was selected to his second Pro Bowl and finished with career-high totals of 295 carries for 1,312 yards – the NFL's 4th-highest total - and rushed for 10 touchdowns, one less than his career-high rookie total. He also tied Richie James for the team lead with 57 receptions for 338 yards and was 7th in the NFL with 1,650 scrimmage yards.

James and Isaiah Hodgins tied for the team lead with 4 touchdown receptions.

Safety Julian Love led the Giants in total (116) and solo (74 tackles) and tied rookie Dane Belton for the team interceptions lead with two. Defensive lineman Dexter Lawrence had a team and career-high 7.5 sacks.

Kicker Graham Gano made 29 of 32 field goal attempts and scored a team-high 119 points.

## 2023

A spate of injuries led to season-long roster instability, most notably at quarterback and on the offensive line, and the Giants couldn't preserve the momentum generated by a late three-game winning streak and finished 6-11 and in third place in the NFC East.

Daniel Jones and rookie Tommy DeVito started six games apiece and Tyrod Taylor five at quarterback. DeVito, who was undrafted, was the first Giants rookie quarterback to win three consecutive starts since Phil Simms won four in a row in 1979. He was just the third undrafted rookie quarterback since the 1970 merger to win three starts in a season, joining Ed Rubbert, who won three strike-replacement games for Washington in 1987, and Pittsburgh's Devlin Hodges in 2019.

DeVito's passer ratings in those three games were 137.7, 103.9 and 113.9. He was the first undrafted rookie since 1970 to have three consecutive games with a passer rating higher than 100. DeVito was the first Giants quarterback since Eli Manning in 2014 to record three straight games with a 100-plus passer rating.

Saquon Barkley led the Giants with 962 rushing yards, despite missing three games, Wan'Dale Robinson had a team-high 60 receptions and Darius Slayton topped the team with 770 receiving yards.

In his first season with the Giants in 2023, linebacker Bobby Okereke started all 17 games and joined former teammate Xavier McKinney as the only NFL defensive players to play every snap (1,128 snaps). Okereke totaled a team-high 149 tackles (92 solo) which ranked ninth in the NFL and tied his single-season career-high for tackles, set the previous season in Indianapolis.

Nose tackle Dexter Lawrence was a dominant inside force who was selected both to the Pro Bowl and as a second-team All-Pro for the second consecutive season.

Safety Jason Pinnock tied a 62-year-old franchise record with a 102-yard interception return touchdown.

Graham Gano, Randy Bullock, punter Jamie Gillan, and Mason Crosby all kicked at least one field goal for the Giants. The 2023 season was the first season in the common draft era (since 1967) in which the Giants had four different players attempt a field goal.

## NEW YORK GIANTS UNIFORM HISTORY





**NEW YORK GIANTS UNIFORM HISTORY**



## NEW YORK GIANTS UNIFORM HISTORY



2021-2024



GIANTS LEGACY UNIFORM  
2022-2024



"CENTURY RED" UNIFORM  
2024

### COMMEMORATIVE UNIFORM PATCHES/DECALS

The Giants have celebrated two major anniversaries by wearing uniform patches on its jerseys. The first was in 1999 for its 75th season, the second coming in 2004 commemorating 80 years.

Over the years, the team has honored deceased players and administrators by wearing memorial patches. In 1986, the team wore a patch in remembrance of Carl "Spider" Lockhart. In 2001, a "GBY" patch honored longtime general manager George Bernard Young. Most recently, Wellington T. Mara was remembered during the 2005 season with a "WTM" patch after his passing, and a few weeks later, Preston Robert Tisch was added to a patch with Wellington Mara separated by the NY logo.

The Giants honored Hall of Famer, player and coach, Rosie Brown with a "79" decal on the back of their helmets after his passing in 2004.

In addition, the team has also worn patches in Super Bowls XXV, XLII and XLVI. Those patches were representations of the NFL's Super Bowl logos for those years.

In 2014, the team wore a patch commemorating its 90th season in the league.

For the 2015 season, the team wore a "ATM" patch on its jerseys honoring the passing of Ann Mara, wife of Wellington Mara.

For the Giants' 100th season in 2024, the team will wear a commemorative patch on its home, away and 100th season "Century Red" uniforms.




### 100TH SEASON COMMEMORATIVE LOGO

The 100th season logo visually captures the rich history of the New York Football Giants. It celebrates all 100 seasons beginning with the founding of the team in 1925. The background shield is inspired by the shape of the Polo Grounds – the team's first home – in the classic royal blue jersey color. The numeral "1" in 100 is serifed like the iconic lowercase font of the "ny" logo, and the zeros are in the exact shape of Giants Stadium – the home for their first three Super Bowl championship teams. The scarlet

ribbon represents the Giants' long-standing single helmet stripe and is flanked by the striping pattern of the 1980s and 90s Legacy jerseys. At the base is a recreation of the team's classic skyline logo, representing every player who has worn the Giants uniform. The player is overlaid on a football, which is named "The Duke" in honor of Wellington Mara, and features eight laces to symbolize the team's eight NFL championships.





**NEW YORK GIANTS “CENTURY RED” UNIFORM**

The Giants “Century Red” uniform harkens back to the earliest days of the franchise and features pants and socks from the team’s inaugural 1925 season; red jerseys accented with blue from 1933, when the Giants played in the first ever NFL Championship Game; and an iconic winged helmet honoring the 1938 champions.

# NEW YORK GIANTS LOGO HISTORY



1948-1950



1955-57



1958-66



1961-1974



1961-1974



1975



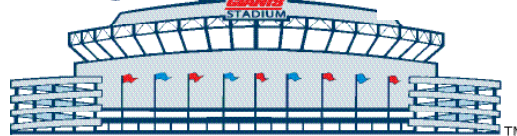
1976-PRESENT



1980-1999



2000-PRESENT



1994-1999



2005-2010




2000-2010



2000-PRESENT





**WELLINGTON MARA**  
**CO-OWNER**  
**FORDHAM**  
**ENSHRINED IN 1997**

Wellington Mara, along with CB Mike Haynes, Coach Don Shula and C Mike Webster, was a member of the four-man 1997 class of the Pro Football Hall of Fame. Mara and his father Tim, who was the founder of the Giants and a charter member of the Hall of Fame, were the first father and son to be accorded pro football's highest honor. Mara was one of the

most influential and beloved figures in American sports history. His entire working lifetime was dedicated to the Giants and the NFL and he helped the Giants produce 21 NFL/NFC first place finishes, 27 postseason appearances and six NFL championships during a 68-season tenure that began with his graduation from Fordham in 1937. Mara passed away on Oct. 25, 2005.



**TIM MARA**  
**FOUNDER**  
**NO COLLEGE**  
**CHARTER ENSHRINEE IN 1963**

Tim Mara introduced the city of New York to pro football when he purchased the franchise for a reported \$500 in 1925, thus giving the National Football League a vital showcase in the nation's largest city. Mara withstood heavy financial losses his first year until the Giants were saved in the last home game of the season. Mara needed a good showing at the gate to keep the team alive. The Chicago Bears arrived at the Polo Grounds with the most heralded college player of the era, Red


Grange, who helped draw a crowd of more than 70,000 people. After seeing so many people attend a Giants game, Mara decided that professional football could be a big success under the right circumstances. Mara bore the brunt of the fight against the rival American Football League in 1926 and the All-American Football Conference from 1946-49. He helped build the Giants into a perennial powerhouse and was honored in 1963 as one of 17 charter members of the Pro Football Hall of Fame.



**MORRIS (RED) BADGRO**  
**END**  
**USC**  
**ENSHRINED IN 1981**

Badgro joined the Giants in 1930 and played six seasons at end. He excelled as a superior defender, excellent blocker and big-play receiver. Badgro helped lead the Giants to the NFL's inaugural championship game in 1933 and he scored the first touchdown in the league's title game history on a 29-yard pass from Harry Newman in the second quarter. Badgro tied for the NFL receiving title in 1934 with 16 receptions for 206 yards, including one touchdown. He was named to the All-NFL team three times: 1931, 1933 and

1934. Before joining the Giants, Badgro played with the Red Grange-led New York Yankees in the American Football League (13 games in 1927-28). He played pro baseball for three seasons, one with Tulsa in the minor leagues and two with the St. Louis Browns. Badgro was 77 when he was elected to the Hall of Fame in 1981 and has the distinction of being the oldest player ever enshrined in Canton.



**ROOSEVELT BROWN**  
**TACKLE**  
**MORGAN ST.**  
**ENSHRINED IN 1975**


Brown played for the Giants from 1953 through 1965 after joining the team as a 27th round draft choice, regarded as one of the greatest "sleeper" picks of all time. Brown held the starting tackle spot for 13 consecutive seasons. During that period, he was named to nine Pro Bowls and was selected All-NFL eight consecutive seasons. When the Giants won the league

title in 1956, Brown was named Lineman of the Year by the Associated Press. Brown was a big, strong tackle who had the speed to make a block downfield. He was also deployed in the defensive front on goal-line stands. Brown helped the Giants advance to the NFL Championship game in 1956, 1958, 1959, 1961, 1962 and 1963. He was immediately named assistant line coach by the Giants after a phlebitis condition forced him to retire in 1966. Brown continued his Giants affiliation as a scout from 1971 until his death on June 9, 2004.



**ROSIE BROWN IN 1953**






**HARRY CARSON**  
**LINEBACKER**  
**SOUTH CAROLINA STATE**  
**ENSHRINED IN 2006**

Carson played his entire 13-year NFL career with the Giants. An inside linebacker, he was selected to nine Pro Bowls, including seven in a row from 1982-88. Carson led the Giants in tackles six times, was a two-time All-NFL first-team selection and was the sole captain of the 1986 Super Bowl champions. Carson joined the Giants as a fourth-round draft choice in 1976

from South Carolina State, where he never missed a game in four seasons, was a two-year captain and an AP Little All-America selection. A defensive end in college, Carson moved to linebacker with the Giants so successfully he was voted to the NFL All-Rookie team. Carson played 173 games for the Giants and was a punishing run defender who also intercepted 11 passes. Carson had 17 sacks, 14 fumble recoveries and seven forced fumbles. He had 25 tackles (20 solo) in a Monday night game against Green Bay in 1982 and seven tackles in the Giants' 39-20 victory over Denver in Super Bowl XXI. In his prime, Carson was the best run-stopping linebacker in the NFL. In the seven seasons from 1981 to 1987, Giants' opponents averaged only 3.59 yards per rushing attempt, a remarkable achievement for so long a period. During that period, Carson was credited with 856 tackles, including 627 unassisted stops.



**FRANK GIFFORD IN 1959**



**FRANK GIFFORD**  
**HALFBACK, FLANKER**  
**SOUTHERN CALIFORNIA ENSHRINED**  
**IN 1977**

One of the most versatile players in NFL history, Gifford played for the Giants from 1952-64, although he voluntarily retired in 1961 due to a serious injury suffered the previous season. Gifford was the first choice in the 1952 NFL Draft by the Giants after an All-America career at Southern California. With the Giants, Gifford totaled 9,862 combined yards, including 3,609 rushing, caught 367 passes, and scored 484 points. He was named to the Pro Bowl

as a defensive back in 1953 and as an offensive back the following year - a first in NFL history. The NFL Player of the Year in 1956, Gifford played in seven Pro Bowls and was selected All-NFL four times. He holds the Giants record with 78 touchdowns. A true triple-threat back, Gifford threw 14 touchdown passes in 60 attempts on the halfback option. He retired after the 1960 season and returned in 1962 at a new position, flanker. The Giants reached the NFL Championship game five times during his career, including their victory in 1956.




**MEL HEIN**  
**CENTER**  
**WASHINGTON ST. ENSHRINED IN**  
**1963**


Hein joined the Giants in 1931 and played 15 seasons, tying him with Phil Simms and Michael Strahan for the second-longest tenure in franchise history, behind only Eli Manning (16 seasons). A member of the Hall of Fame's inaugural class in 1963, Hein was named All-NFL eight consecutive years from 1933-40. Following a successful college career at Washington State, Hein wrote to three NFL clubs offering his services. He joined the Giants after the team submitted the highest salary bid at

\$150 per game. Hein was a 60-minute regular for 15 years, playing in 172 games. He never missed a game in high school or college and sat out just one with the Giants, on Nov. 30, 1933 at Brooklyn. He was named the league's Most Valuable Player in 1938 after anchoring a line that helped guide the Giants to the NFL Championship with a 23-17 victory over the Green Bay Packers in the Polo Grounds.





**MEL HEIN IN 1940**



**CAL HUBBARD  
TACKLE  
GENEVA  
ENSHRINED IN 1963**


Hubbard played for the Giants from 1927-28 and again in 1936. He was one of the 17 charter members of the Pro Football Hall of Fame in 1963. Hubbard was named All-NFL six consecutive years from 1928-33. He played for the Green Bay Packers from 1929-35 and the Pittsburgh Pirates in 1936 before returning to the Giants. He was acquired before the start of the 1927 season to help improve the Giants' defense. That season, the defense surrendered only 20 points as the Giants captured

their first NFL championship. He went to Green Bay in 1929 in a move that would haunt the Giants, as Hubbard led the Packers to a 12-0-1 record to edge out the 13-1-1 Giants for the league title. The Packers handed the Giants their only loss of the season by a 20-6 score.



**SAM HUFF  
LINEBACKER  
WEST VIRGINIA  
ENSHRINED IN 1982**

Huff became an immediate star at middle linebacker after he was drafted by the Giants in the third round in 1956 following an All-America career at West Virginia. He played in five Pro Bowls and was named All-NFL four years. Huff won recognition for his great individual efforts against the premier running backs of his era, including Jim Brown of Cleveland, Rick Casares of Chicago and Alan Ameche of Baltimore. He was named the NFL's Outstanding Lineman in 1959. Huff anchored a defense that helped the Giants reach the championship game in 1956, 1958, 1959, 1961, 1962 and 1963. He was traded to the Washington Redskins prior to the 1964 season and has been a color analyst on the Redskins radio broadcasts for many years.



**TOM LANDRY  
COACH  
TEXAS  
ENSHRINED IN 1990**

Landry was with the Giants as a defensive back from 1950-55 and an assistant coach from 1954-59. The Giants' 1956 championship team had one of history's greatest coaching staffs. Head coach Jim Lee Howell had Vince Lombardi coaching the offense and Landry coaching the defense. When the Dallas Cowboys entered the league in 1960, Wellington Mara recommended the Cowboys hire Landry as head coach. Landry coached the Cowboys from 1960 through 1988 and led Dallas to 20 consecutive winning seasons, two Super Bowl victories and five NFC titles.



**ALPHONSE (TUFFY)  
LEEMANS  
HALFBACK, FULLBACK  
G. WASHINGTON/  
OREGON  
ENSHRINED IN 1978**

Leemans played for the Giants from 1936-43. He was personally scouted by Wellington Mara and was a second-round draft choice in the inaugural NFL Draft in 1936 out of George Washington. Mara sent a telegram setting up a meeting with Leemans to convince him to pursue an NFL career with the Giants. Leemans was the 1936 College Football All-Star Game MVP. He led NFL rushers as a rookie in 1936 with 830 yards on 206 attempts. Leemans was named All-NFL in 1936 and 1939. An aggressive, dedicated do-everything team leader, he totaled 3,142 yards rushing, 2,324 yards passing, 442 yards receiving and threw 16 touchdown passes during his career.



**VINCE LOMBARDI**  
**COACH**  
**FORDHAM**  
**ENSHRINED IN 1971**

Lombardi was an offensive assistant coach with the Giants from 1954-58 and the head coach of the Green Bay Packers (1959-67) and Washington Redskins (1969). With Lombardi running the offense, the Giants captured the NFL championship in 1956. In 10 years as head coach, Lombardi had a 105-36-6 record. He directed the Packers to five NFL championships in seven years (1961-62 and 65-66-67) and victories in Super Bowls I and II, a feat without equal in pro football history. A guard, Lombardi

played his collegiate football at Fordham, where he was one of the legendary "Seven Blocks of Granite."



**ANDY ROBUSTELLI**  
**DEFENSIVE END**  
**ARNOLD COLLEGE**  
**ENSHRINED IN 1971**

Robustelli was drafted by the Los Angeles Rams in 1951 and played on two Rams championship teams. In 1956, Wellington traded for Robustelli, who provided a tremendous lift in the Giants' title drive that season. Robustelli, who stayed with the Giants through the 1964 season, played on a winning team in 13 of his 14 pro seasons. He played in eight NFL championship title games and seven Pro Bowls. Robustelli was named All-NFL seven times, two with

the Rams and five with the Giants. Robustelli was a durable player who missed only one game in his 14-year career.



**STEVE OWEN**  
**COACH**  
**PHILLIPS UNIVERSITY ENSHRINED**  
**IN 1966**

Owen was a four-time All-NFL tackle who played for the Giants from 1926-31, plus a one-game return in 1933. He captained the 1927 team that won the NFL title and held its foes to a record-low total of 20 points. But Owen made his greatest imprint on the sideline, where he coached the Giants for 23 years. He was a co-coach with Benny Friedman in 1930, then assumed the full head coaching responsibility in 1931, a position he kept until 1953. Owens had a coaching record of 153-100-17 and won

eight division and two NFL titles. The 153 victories are a Giants record. Some of his coaching innovations include the A-formation offense, the umbrella defense and the two-platoon system.



**KEN STRONG**  
**HALFBACK**  
**NEW YORK UNIVERSITY ENSHRINED**  
**IN 1967**

Strong played for the Giants from 1933-35, 1939 and from 1944-47. He excelled in every phase of the game - blocking, running, passing, punting, placekicking and defense. At the time of his retirement, Strong was the Giants' career scoring leader with 324 points on 13 touchdowns, 35 field goals and 141 extra points. He scored 17 of the Giants' 30 points in their victory against Chicago in the 1934 championship - the famous "Sneakers Game." Strong scored a league-high 64 points in 1933


and was All-NFL in 1934. He began his career with the Staten Island Stapletons in 1932. After four seasons, he joined the Giants. In 1936, he began a two-year stint in the rival AFL. Strong served as a placekicking specialist only when he returned to the Giants from 1944 until 1947. He scored 479 points in his career.



**BILL PARCELLS**  
**COACH**  
**WICHITA STATE**  
**ENSHRINED 2013**

Parcells was head coach of the Giants for eight years (1983-90) and later held the same position with the New England Patriots, New York Jets and Dallas Cowboys. He led the Giants to victories in Super Bowls XXI and XXV and is one of 13 head coaches with more than one Super Bowl victory. With the Giants, Parcells was 77-49-1 (.610) in the regular season and 8-3 (.727) in the postseason for an overall mark of 85-52-1 (.620). In 19 seasons as a head coach, Parcells was 172-139-1 (.569)

in the regular season and 11-8 (.579) in the postseason. His overall record was 183-138-1 (.570). The 172 regular-season victories are the 10th-highest total in NFL history, as are the 183 total victories.




**MICHAEL STRAHAN**  
**DEFENSIVE END**  
**TEXAS SOUTHERN**  
**ENSHRINED IN 2014**

Strahan played his entire career with the Giants from 1993-2007. A standout run stopper and pass rusher, Strahan joins Eli Manning (16), and Hall of Famer Mel Hein and Phil Simms as the only players in Giants history to play at least 15 years with the team. Strahan's 216 regular-season games are the second-highest total in franchise history, trailing only Manning's 236. He was a four-time first-team All-Pro (1997, 1998, 2001 and 2003), a seven-time Pro Bowler and the 2001 NFL AP

Defensive Player of the Year. Strahan had 141.5 career regular season sacks, which is the Giants' franchise record and the sixth-highest total in NFL history. Strahan holds the NFL single-season record with 22.5 sacks in 2001 (which was tied by Pittsburgh's T.J. Watt in 2021). He also led the NFL in 2003 with 18.5 sacks and is the only Giants player to twice lead the league in sacks. Strahan was a captain of the 2007 Giants team that won Super Bowl XLII.






**LAWRENCE TAYLOR**  
**LINEBACKER**  
**NORTH CAROLINA**  
**ENSHRINED IN 1999**

Taylor joined the Giants as the second overall selection of the 1981 NFL Draft and played his entire 13-year career for the team. When Taylor retired, he was the NFL's No. 2 all-time sack leader in the NFL with 132.5. That total does not include the 9.5 he accumulated as a rookie in 1981 before the sack was an official NFL statistic. Taylor established an NFL record by appearing in 10 consecutive Pro Bowls from 1981-1990. He was named the NFL

Rookie of the Year in 1981 and the NFC's Defensive Player of the Week nine times (the award was established in 1984), as well as the conference's Defensive Player of the Month twice, in October 1986 and September 1989. Taylor was a unanimous choice to the NFL's All-1980s team. He was a unanimous selection as the NFL's Most Valuable Player in 1986, when he had a career-high 20.5 sacks, 105 tackles, five passes defensed and two forced fumbles.



**Y.A. TITTLE**  
**QUARTERBACK**  
**LOUISIANA ST.**  
**ENSHRINED IN 1971**

The Giants engineered one of the best trades in their long history prior to the 1961 season when they sent guard Lou Cordileone to the San Francisco 49ers for Tittle. Then 35, he promptly led the Giants to their 12th Eastern Division championship. Tittle played two seasons in the All-American Conference and 11 in the NFL before joining the Giants. In 1962, Tittle set an NFL record by throwing 33 touchdown passes and tied another mark with seven scoring throws in one game.


Tittle had his greatest year as a pro in 1963, when he led the league in passing with 221 completions in 367 attempts for 3,145 yards. His 36 touchdown passes broke his own league mark and set a Giants record that still stands. Tittle's career totals include 2,427 completions, 33,070 yards, 242 touchdowns and 13 games with more than 300 yards passing. He was the NFL Player of the Year in 1957, when he led the 49ers to a tie for the Western Division title, and won the honor again in 1961 and 1963, as he took the Giants to Eastern championships. Tittle was named All-NFL in 1957, 1962 and 1963, and played in six Pro Bowls.



**EMLÉN TUNNELL**  
**DEFENSIVE BACK**  
**TOLEDO/IOWA**  
**ENSHRINED IN 1967**

Tunnell was signed by the Giants as a free agent out of Iowa in 1948 and played 11 seasons for the teams. Ignored in the NFL draft, Tunnell walked into the Giants office and asked Tim Mara for a tryout. Tunnell was the first African-American player signed by the Giants. He holds Giants records with 74 interceptions and 261 punt returns. In 1952, Tunnell gained more yards (923) on interceptions and kickoff returns than the NFL rushing leader did running the ball. He earned the nickname "offense on defense." Tunnell was named All-NFL four times and played in nine Pro Bowls.

name "offense on defense." Tunnell was named All-NFL four times and played in nine Pro Bowls.



**GEORGE YOUNG**  
**GENERAL MANAGER**  
**BUCKNELL**  
**ENSHRINED IN 2020**

Young was the Giants general manager from 1979-97 and a five-time NFL Executive of the Year. When he was hired, Young took charge of a team that had not reached the playoffs in 15 consecutive years. The Giants were postseason participants in his third season and eight times in his 19 seasons as head of the franchise's football operations (three times – in 1982, 88 and 94 – they were eliminated on the final day of the season). They won three NFC East titles and Super Bowls XXI and

XXV. Young was a charter inductee into the franchise's Ring of Honor in 2010. Following the 1997 season, Young left the Giants to take a position as an advisor to commissioner Paul Tagliabue in the NFL office.



**ARNOLD WEINMEISTER**  
**DEFENSIVE TACKLE**  
**WASHINGTON**  
**ENSHRINED IN 1984**

Weinmeister played for the Giants from 1950-53. He was one of the first defensive players to captivate the masses in the same manner a star running back or quarterback could. A big and extremely fast player with great ability to diagnose plays, Weinmeister began his pro career with the New York Yankees in the All-American Football Conference in 1950. He moved to the NFL during the 1950 merger. Weinmeister played two ways in the AFC,

but was used exclusively on defense in the NFL.



The Giants held a reunion of the 1956 Championship team in 1996. Pictured are Pro Football Hall of Famers Andy Robustelli, Sam Huff, Wellington Mara, Frank Gifford, Rosie Brown and Tom Landry. Below, the busts of the first father-son Hall of Fame induction - Tim Mara and son Wellington Mara - as well as Giants artifacts in the Hall of Fame.



TIM MARA BUST



Y.A. TITTLE'S SHOULDER PADS



Y.A. TITTLE'S HELMET CRACKED IN A GAME VS. THE PITTSBURGH STEELERS




1920'S GIANTS BALL, HELMET AND JERSEY



1934 CHAMPIONSHIP TROPHY




MICHAEL STRAHAN'S HELMET WORN THE DAY HE SET THE NFL SINGLE SEASON SACK RECORD



WELLINGTON MARA BUST

ALL PHOTOS: THE PRO FOOTBALL HALL OF FAME





**LARRY CSONKA**  
**FULLBACK**  
**SYRACUSE**  
**ENSHRINED IN 1987**


Csonka played for the Giants from 1976-78. He was originally drafted by the Miami Dolphins in the first round in 1968. Csonka left the Dolphins following the 1974 season and played for the Memphis Southmen of the World Football League in 1975. He returned to the Dolphins to finish his career in 1979. A five-time Pro Bowl selection, Csonka put together three consecutive 1,000-yard seasons (1971-73) as Miami advanced to the Super Bowl each year. He excelled in those Super Bowls,

averaging 6.3 yards a carry and rushing for more than 100 yards in two of them. Csonka finished his career with 8,081 yards, a 4.3-yard average and 64 touchdowns.



**JOE GUYON**  
**HALFBACK**  
**CARLISLE**  
**ENSHRINED IN 1966**

Guyon played for the Giants during the championship season in 1927. His career highlight was catching a touchdown pass that gave the Giants a win over the Bears for the 1927 NFL championship. He also played for the Canton Bulldogs in 1920, the Cleveland Indians in 1921, Oorang Indians from 1922-23, the Rock Island Independents in 1924 and the Kansas City Cowboys from 1924-25.




**RAY FLAHERTY**  
**END, COACH**  
**GONZAGA**  
**ENSHRINED IN 1976**

Flaherty played for the Giants from 1928-29 and 1931-35 and helped them advance to the NFL Championship Game in 1933, 1934 and 1935. He spent the 1930 season coaching at Gonzaga. Flaherty finished with an 80-37-5 record as a coach with Boston, Washington, New York Yankees and Chicago Hornets. Flaherty introduced the screen pass in the 1937 title game when the Washington Redskins scored a 28-21 victory over the Chicago Bears. He suggested to Coach Steve Owen that the Giants wear sneakers in the icy conditions at the Polo Grounds in the 1934 championship game, known as the "Sneakers Game."



**WILBER (PETE) HENRY**  
**TACKLE**  
**WASHINGTON & JEFFERSON**  
**ENSHRINED IN 1963**

Henry played for the Giants during the championship season in 1927. He was the largest player of his time at 250 pounds. Henry was the bulwark of the Canton Bulldogs' championship lines in the 1920s. He played for the Canton Bulldogs and the Pottsville Maroons in addition to the Giants.



**BENNIE FRIEDMAN**  
**QUARTERBACK**  
**MICHIGAN**  
**ENSHRINED IN 2005**


Friedman, a two-time All-America quarterback at Michigan, played with the Cleveland Bulldogs (1927), Detroit Wolverines (1928), Giants (1929-1931) and Brooklyn Dodgers (1932-1934). Following the 1928 season Giants owner Tim Mara purchased the Detroit franchise just to secure the services of Friedman. A versatile player, Friedman could run, kick and pass the ball better than any player who preceded him. From 1927-30, Friedman threw 11, 9, 20, and 13

touchdown passes, leading the league each year. In 1928, he topped the league in both rushing and passing touchdowns; no other player has ever accomplished that feat. His 20 touchdown passes in 1929, including four in one game, were both NFL records for many years. Although very durable, a knee injury coupled with the rigors of serving as an assistant coach at Yale, Friedman's productivity dropped in 1931. The player-coach still managed to earn third-team All-NFL honors that year and second-team All-NFL honors in 1933.



**ARNIE HERBER**  
**QUARTERBACK**  
**REGIS COLLEGE**  
**ENSHRINED IN 1966**


Herber played for the Giants in 1944 and 1945. Pro football's first great long passer, Herber was the NFL passing leader in 1932, 1934 and 1936. Herber came out of retirement in 1944 to lead the Giants to the NFL Eastern Division crown. He also played for the Green Bay Packers from 1930-40 and ranks sixth in Packers annals with 66 career touchdowns.



**DON MAYNARD**  
**WIDE RECEIVER**  
**TEXAS WESTERN**  
**ENSHRINED IN 1987**

Maynard played for the Giants in 1958. He went on to play for the New York Titans from 1960-62, the New York Jets from 1963-72 and the St. Louis Cardinals in 1973. He caught 633 passes for 11,834 yards (18.7-yard average) and 88 touchdowns. He had at least 50 catches and 1,000 yards in five different seasons. Maynard caught eight passes for 118 yards, including the winning touchdown, against Oakland in the AFL Championship game to


help the Jets advance to Super Bowl III.



**FRAN TARKENTON**  
**QUARTERBACK**  
**GEORGIA**  
**ENSHRINED IN 1986**

Tarkenton played for the Giants from 1967-71. He began his career with the Minnesota Vikings in 1961 before moving to the Giants in 1967 and back to the Vikings in 1972 in blockbuster trades. He retired as the NFL's record holder for career passing yards with 47,003. An elusive scrambler, Tarkenton rushed for 3,674 yards and 32 touchdowns. A four-time All-NFL and nine-time Pro Bowl selection, he led the Vikings

to Super Bowl appearances in 1973, 1974 and 1976.



**HUGH McELHENNY**  
**HALFBACK**  
**WASHINGTON**  
**ENSHRINED IN 1970**

McElhenny played for the Giants in 1963, when he helped them advance to the championship game. His career totals include 5,281 yards rushing and 360 points. On his first play as a professional, McElhenny scored on a 40-yard touchdown run. He also played with the San Francisco 49ers from 1952-60, the Minnesota Vikings from 1961-62 and the Detroit Lions in 1964.



**JIM THORPE**  
**HALFBACK**  
**CARLISLE**  
**ENSHRINED IN 1963**

Thorpe played for the Giants during their first season in 1925. He was a charter inductee into the Pro Football Hall of Fame in 1963. Thorpe was the biggest name in football at the time the Giants signed him at the age of 37. He also played for the Canton Bulldogs, Cleveland Indians, Oorang Indians, Toledo Maroons, Rock Island Independents and the Chicago Cardinals. He was the first president of the American Professional Football

Association in 1920.

NO.	PLAYER	GIANTS SERVICE	YEAR RETIRED
1	Ray Flaherty	End-Assistant Coach (1928-29, 1931-35)	1935
4	Tuffy Leemans	Back (1936-1943)	1940
7	Mel Hein	Center-Linebacker (1931-45)	1963
10	Eli Manning	Quarterback (2004-19)	2021
11	Phil Simms	Quarterback (1979-1993)	1995
14	Ward Cuff	WB, HB, DB and Kicker (1937-45)	1946
14*	Y.A. Tittle	Quarterback (1961-64)	1965
16	Frank Gifford	Halfback (1952-64)	2000
32	Al Blozis	Tackle (1942-44)	1945
40	Joe Morrison	End-Halfback (1959-72)	1972
42	Charlie Conerly	Quarterback (1948-61)	1962
50	Ken Strong	Fullback-Kicker (1933-35, 1939, 1944-47)	1947
56	Lawrence Taylor	Linebacker (1981-93)	1994
92	Michael Strahan	Defensive End (1993-07)	2021

\*Wellington Mara said no Giants would again wear No. 14 after Cuff retired. When Tittle was traded to the Giants in 1961, he requested and was given No. 14. The number is now retired in honor of both players.

### 1 RAY FLAHERTY

Flaherty was an end and an assistant coach for the Giants from 1928-29 and 1931-35 and helped the Giants advance to three NFL Championships. . . Introduced the screen pass in the 1937 title game. . . Suggested the Giants wear sneakers in the 1934 championship game, known as the "Sneakers Game."

### 4 TUFFY LEEMANS

Leemans played for the Giants from 1936 through 1943. . . Was personally scouted by Giants co-owner Wellington Mara. . . Totaled 3,142 yards rushing, 2,324 yards passing, 442 receiving yards and threw 16 touchdowns.

### 7 MEL HEIN

Joined the Giants in 1931 and enjoyed a 15-year career. . . Was named All-NFL eight straight years from 1933-40. . . Member of the Pro Football Hall of Fame's inaugural class in 1963. . . Never missed a game in high school or college and sat out just in the NFL, on Nov. 30, 1933 vs. Brooklyn. . . Named League MVP in 1938.

### 10 ELI MANNING

Manning played in a Giants-record 236 regular-season games (plus 12 in the postseason). . . MVP in Super Bowls XLII and XLVI, when the Giants defeated New England. . . Holds most of the franchise's passing records, including 4,895 completions, 57,023 yards and 366 touchdowns in the regular season and 242 completions, 2,815 yards and 18 touchdowns in the playoffs.

### 11 PHIL SIMMS

Owned 19 team records for the Giants, including all-time records with 2,576 completions in 4,647 attempts for 33,462 yards. . . Owns a .597 winning percentage (95-64, including 6-4 in postseason play) as a starter over his 15-year career. . . Named MVP of the Super Bowl after leading the Giants to a 39-20 victory over Denver in Super Bowl XXI.

### \*14 WARD CUFF AND YA. TITTLE

Cuff joined the Giants as a fourth-round draft choice from Marquette in 1937 and excelled at several positions in a stint that ended in 1945. A wingback, fullback, halfback, defensive back and kicker, he rushed for 1,766 yards on 330 carries (a 5.3-yard average) and caught 101 passes for 1,477 yards. Cuff scored 18 touchdowns (six rushing, 12 receiving) and made 31 of 70 field goal attempts and 98 of 102 extra point tries. He also had a 12.1-yard punt return average and 13 interceptions.

Tittle played for the Giants from 1961-64 season. . . In 1962, Tittle completed 200 passes in 375 attempts for 3,224 yards. . . His 33 touchdowns that season set an NFL record and his seven touchdown passes against Washington tied another mark. . . Had his greatest year as a pro in 1963, leading the league in passing with 221 completions in 367 attempts for 3,145 yards and 36 touchdowns.

### 16 FRANK GIFFORD

Played for the Giants from 1952-64, though he voluntarily retired in 1961 season because of an injury. . . Made the Pro Bowl as both an offensive back and defensive back. . . Seven-time Pro Bowler and 1956 NFL player of the year. . . Holds three Giants records: Touchdowns (78), highest average gain (500 attempts) rushing (4.3 yards) and most receiving yards (5,434). . . Is fifth on team's all-time rushing list with 3,609 yards and second with 367 receptions. . . Totaled 9,753 yards in his career.

### 32 AL BLOZIS

Made an immediate impression on the Giants after arriving in 1942 and quickly earned a starting assignment at tackle. . . Played in the 1944 championship game with the Giants, he then was sent almost immediately overseas where as a lieutenant in the army he was killed in action in France a brief six weeks later.

**40 JOE MORRISON**

Was a back and an end for the Giants from 1959 through 1972. . . Was a dominant figure during his 14-year career with the Giants, accumulating 2,472 yards rushing with 18 touchdowns. . . A versatile player, Morrison played six different positions: fullback, halfback, flanker, tight end, split end and defensive back.

**42 CHARLIE CONERLY**

Played for the Giants from 1948 through 1961. . . Represented the Giants in three Pro Bowls (1951, 1952 and 1957) and was named the NFL's Most Valuable Player in 1959. . . Ended his career with 1,418 completions and 19,488 yards, both Giants records at the time of his retirement.

**50 KEN STRONG**

Played for the Giants from 1933-35, 1939 and 1944-47. . . At the time of his retirement, Strong was the Giants all-time leading scorer with 324 points on 13 touchdowns, 35 field goals and 141 extra points. . . He scored 17 points to lead the Giants to victory in the 1934 Championship game against Chicago.

**56 LAWRENCE TAYLOR**

Taylor finished his 13-year career (1981-93) No. 2 on the NFL's career sack list with 132.5. . . Established an NFL record by appearing in 10 consecutive Pro Bowls from 1981-90. . . Finest statistical season was in 1986, when he had a career-high 20.5 sacks, 105 total tackles, five passes defended and two forced fumbles, numbers that earned him a unanimous selection as the NFL's Most Valuable Player.

**92 MICHAEL STRAHAN**

Strahan played in 216 regular season and 10 postseason games in a 15-year career spent entirely with the Giants. . . Finished his career with a Giants-record 141.5 sacks, the sixth-highest total in NFL history. . . Set an NFL single-season record with 22.5 sacks in 2001, a mark that was tied by Pittsburgh's T.J. Watt in 2021. . . Captain on the Giants team that won Super Bowl XLII in 2007.

\*The Giants retired No. 3 in 1938, when Len Grant, a tackle from 1930-37 and a team captain, was killed by lightning on a golf course. Kicker Pete Gogolak joined the Giants in 1966 and requested No. 3 because he was superstitious. Gogolak wore it through the 1974 season. Several other Giants have since worn No. 3, including Brad Daluiso, Jesse Palmer and Sterling Shepard.





In 2010, the Giants unveiled their Ring of Honor, which commemorates some of the most prominent and influential figures in the 87-year history of the franchise. The original class of 30 players, coaches, executives and owners was joined by five more honorees in 2011. These men have helped the Giants win eight NFL championships and more than 650 games and contributed to them becoming one of the most respected and admired organizations in professional sports.

The names of the men in the Ring of Honor are prominently displayed at each Giants home game in MetLife Stadium above the club level on each sideline.

## CLASS OF 2010

### TIM MARA

Tim Mara introduced the city of New York to pro football when he purchased the franchise for a reported \$500 in 1925, thus giving the National Football League a vital showcase in the nation's largest city. Mara withstood heavy financial losses his first year until the Giants were saved in the last home game of the season. Mara needed a good showing at the gate to keep the team alive. The Chicago Bears arrived at the Polo Grounds with the most heralded college player of the era, Red Grange, who helped draw a crowd of more than 70,000 people. After seeing so many people attend a Giants game, Mara decided that professional football could be a big success under the right circumstances. He bore the brunt of the fight against the rival American Football League in 1926 and the All-American Football Conference from 1946-49. Mara helped build the Giants into a perennial powerhouse and was honored in 1963 as one of 17 charter members of the Pro Football Hall of Fame.

### WELLINGTON MARA

It is impossible to overstate the influence Wellington Mara had on the Giants and in the NFL. He was one of the most important and influential figures in the history of professional football, a man credited with many of the ideas and innovations that have made the NFL the nation's most popular professional sports league. Mara is the most beloved and influential Giant in history and one of the most significant figures not just in the NFL, but in American sports. He was a vital member of the franchise for each of its first 81 years until his death in 2005. Mara was instrumental in helping the Giants make 26 postseason appearances, including 18 divisional championships and six NFL championships, among them the Super Bowl XXI and Super Bowl XXV titles. Despite his ties to the team, Mara

was recognized for always putting the league's interests ahead of what was best for the Giants. He was an invaluable contributor to the NFL as a member of many ownership committees. In 1997, Mara was elected to the Pro Football Hall of Fame, joining his father, Tim Mara, as the first father-son duo elected to the Hall.

### JACK MARA

During the very first game the Giants ever played in 1925, Jack Mara followed each play along the sidelines as he held the first down marker. It wasn't long before he held far more important jobs in the organization. Mara was only 22 year old in 1930 when his father, Tim, turned over the ownership of the Giants to him and his younger brother Wellington, who was all of 14. He served as the team's president for 31 years and was in charge of the Giants' business operations. Jack Mara was the driving force behind one of the most significant decisions in franchise history, to move the Giants' home games to Yankee Stadium from the crumbling Polo Grounds prior to the 1956 season. Tim Mara detested Yankees owner Dan Topping, so it was Jack who negotiated the deal that saved the financial future of the franchise. Jack Mara also lobbied the owners to share television revenue, which helped create the parity that has made pro football America's favorite spectator sport.

### BOB TISCH

Preston Robert Tisch – "Bob" to everyone who knew him - realized a longtime dream in 1991, when he became co-owner of the Giants. Soon after the Giants won Super Bowl XXV, Tisch completed negotiations with Tim Mara (son of Jack Mara) and his family for a 50 percent interest in the team. That commenced Tisch's career as an owner of a professional sports franchise, one of many he simultaneously pursued. Tisch led an extraordinarily accomplished life. He was an enormously successful businessman, an extremely generous philanthropist, a postmaster general, a friend of presidents, governors and mayors and a nonpareil New York City mover and shaker. But nothing gave Tisch more pleasure and pride than being the co-owner of the Giants and working on several influential NFL ownership committees. As a member of the National Football League's Finance and Super Bowl Policy Committees, he attained a prominence in the sports arena equal to his position in the world of business.

### GEORGE YOUNG

George Young was hired as the Giants general manager on Feb. 14, 1979 and stayed in that position through the 1997 season. He led the franchise out of the bleak 1970s and brought in great players such as Taylor, Simms, Joe Morris, Mark Bavaro and Carl Banks. Young hired Parcells, the head coach of two Super Bowl champions. During his tenure, the Giants earned eight playoff berths, highlighted by victories in Super Bowls XXI and XXV, and compiled an overall record of 155-139-2. He was named NFL Executive of the Year an unprecedented five times — 1984, 1986, 1990, 1993, and 1997. Young also served as chairman of the NFL's Competition Committee.

### STEVE OWEN

Owen was a four-time All-NFL tackle who played for the Giants from 1926-31, plus a one-game return in 1933. He captained the 1927 team that won the NFL title and held its fate to a record-low total of 20 points. But Owen made his greatest imprint on the sideline, where he coached the Giants for 23 years. He was a co-coach with Benny Friedman in 1930, then assumed the full head coaching responsibility in 1931, a position he kept until 1953. Owen had a coaching record of 153-100-17 and won eight division and two NFL titles. The 153 victories are still the Giants record. Some of his coaching innovations included the A-formation offense, the umbrella defense and the two-platoon system. Owen was inducted into the Pro Football Hall of Fame in 1966.

### JIM LEE HOWELL

Jim Lee Howell was the Giants' head coach from 1954-60. He quickly added two future Hall of Fame coaches to his staff, Vince Lombardi to lead the offense and Tom Landry, whom he converted from a player, to coach the defense. In Howell's seven seasons as head coach, the Giants played in three NFL Championship Games and defeated George Halas's Chicago Bears, 47-7, in 1956. Howell's regular season record was 53-27-4 record, a .630 winning percentage. He coached six future Pro Football Hall of Fame players in Huff, Robustelli, Brown, Tunnell, Gifford and Don Maynard. Howell stayed with the Giants as Director of Player Personnel until his retirement in 1981.

### BILL PARCELLS

When Parcells began coaching the Giants in 1983, the team had finished with a winning record just once in the previous 10 seasons. Parcells led the Giants to the playoffs in his second and third seasons. In 1986, he coached one of the greatest teams in Giants history. That year, the Giants won their last 12 games and finished 17-2, including a 39-20 rout of the Denver Broncos in Super Bowl XXI. Four years later, Parcells led the Giants to a 20-19 victory over the favored Buffalo Bills in Super Bowl XXV. He left the team after that season with a 77-49-1 regular season record. The 77 victories are the second-most in team history, behind Owen's 153. Parcells holds the Giants' record with eight postseason wins.

### MEL HEIN

Hein joined the Giants in 1931 and played 15 seasons, which ties him with Phil Simms and Michael Strahan for the second-longest tenure in franchise history, behind only Eli Manning's 16-year career. He was named All-NFL eight consecutive years from 1933-40. Following a successful college career at Washington State, Hein wrote to three NFL clubs offering his services. He joined the Giants after the team submitted the highest salary bid at \$150 per game. Hein was a 60-minute regular for 15 years, playing in 172 games. He never missed a game in high school or college and sat out just one in his NFL career — Nov. 30, 1933 vs. the Brooklyn Dodgers. Hein was named the league's Most Valuable Player in 1938 after anchoring a line that helped guide the Giants to the NFL Championship with a 23-17 victory over the Green Bay Packers in the Polo Grounds. Hein was a member of the Pro Football Hall of Fame's inaugural class in 1963.

### KEN STRONG

Strong played for the Giants from 1933-35, in 1939 and from 1944-47. He excelled in every phase of the game - blocking, running, passing, punting, placekicking and defense. At the time of his retirement, Strong was the Giants' career scoring leader with 324 points on 13 touchdowns, 35 field goals and 141 extra points. He scored 17 points to pace the Giants to the 1934 championship game over the Chicago Bears in the famous "Sneakers Game." Strong scored a league-high 64 points in 1933 and was All-NFL in 1934. He began his career with the Staten Island Stapletons in 1932. After four seasons, he joined the Giants. In 1936, he began a two-year stint in the rival AFL. Strong served as a place-kicking specialist only when he returned to the Giants from 1944 until 1947. He scored

479 points in his career. Strong was enshrined in the Pro Football Hall of Fame in 1967.

### TUFFY LEEMANS

Leemans played for the Giants from 1936-43. He was personally scouted by Wellington Mara and was a second-round draft choice in the inaugural NFL draft in 1936 out of George Washington. Mara sent a telegram setting up a meeting with Leemans to convince him to accept a career in the NFL with the Giants. Leemans was the 1936 College Football All-Star game MVP. He led NFL rushers as a rookie in 1936 with 830 yards on 206 attempts. Leemans was named All-NFL in 1936 and 1939. An aggressive, dedicated do-everything team leader, he totaled 3,142 yards rushing, 2,324 yards passing, 442 yards receiving and threw 16 touchdown passes during his career. He was enshrined in the Pro Football Hall of Fame in 1978.

### EMLÉN TUNNELL

Tunnell was signed by the Giants as a free agent out of Iowa in 1948 and played 11 seasons for the team. Ignored in the NFL draft, Tunnell walked into the Giants office and asked Tim Mara for a tryout. Tunnell was the first African-American player signed by the Giants. Fifty-two years after playing his last game for the team, he still holds Giants records with 74 interceptions and 261 punt returns. In 1952, Tunnell gained more yards (923) on interceptions and kickoff returns than the NFL rushing leader did running the ball. He earned the nickname "offense on defense." Tunnell was named All-NFL four times and played in nine Pro Bowls. Tunnell was enshrined in the Pro Football Hall of Fame in 1967.

### FRANK GIFFORD

A Pro Football Hall of Fame inductee in 1977, Gifford played for the Giants from 1952-64, although he voluntarily retired in 1961 due to a serious injury suffered the previous season. He was known as one of the most versatile backs in NFL history. Gifford was the first choice in the draft by the Giants in 1952 after an All-America career at Southern California. He totaled 9,862 combined yards during his career. He rushed for 3,609 yards, caught 367 passes and scored 484 points. Gifford was named to the Pro Bowl as a defensive back in 1953 and as an offensive back the following year - a first in NFL history. He played in seven Pro Bowls and was named All-NFL four times and NFL Player of the Year in 1956. Gifford holds the Giants record with 78 touchdowns. A true triple-threat back, Gifford threw 14 touchdown passes in 60 attempts on the halfback option. He retired after the 1960 season and returned in 1962 at a new position, flanker. The Giants reached the NFL Championship game five times during his career, including their victory in 1956.

### ROSIE BROWN

Roosevelt Brown played for the Giants from 1953 through 1965 after joining the team as a 27th round draft choice, regarded as one of the greatest "sleeper" picks of all time. Brown held the starting tackle spot for 13 straight seasons. During that period, he was named to the Pro Bowl nine times and was selected All-NFL eight consecutive seasons. In 1956, when the Giants won the league title, Brown was named Lineman of the Year by the Associated Press. Brown was a big, strong blocker who had the speed to make a block downfield. He was also used along the defensive front on goal-line stands. Brown helped the Giants advance to the NFL Championship game in 1956, 1958, 1959, 1961, 1962 and 1963. After his playing career, Brown continued his Giants affiliation as a coach before being appointed as a scout, a position he held from 1971 until his death in 2004. He was immediately named assistant line coach by the Giants after a phlebitis condition forced him to retire in 1966. Brown was inducted into the Pro Football Hall of Fame in 1975.

### SAM HUFF

Huff became an immediate star at middle linebacker after he was drafted by the Giants in the third round in 1956 following an All-America career at West Virginia. He played in five Pro Bowls and was named All-NFL four times. Huff won recognition for his great individual efforts against the premier running backs of his era, including Jim Brown of Cleveland, Rick Casares of Chicago and Alan Ameche of Baltimore. He was named the NFL's Outstanding Lineman in 1959. Huff anchored a defense that helped the Giants reach the championship game in 1956, 1958, 1959, 1961, 1962 and 1963. He was traded to the Washington Redskins prior to the 1964 season and has been a color analyst on the Redskins radio broadcasts for many years. Huff was enshrined in the Pro Football Hall of Fame in 1982.



### ANDY ROBUSTELLI

Robustelli was drafted by the Los Angeles Rams in 1951 and played on two Rams championship teams. In 1956, Wellington Mara traded for Robustelli, who provided a tremendous lift in the Giants' title drive that season. Robustelli, who stayed with the Giants through the 1964 season, played on a winning team in 13 of his 14 pro seasons. He played in eight NFL championship title games and seven Pro Bowls. Robustelli was named All-NFL seven times, two with the Rams and five with the Giants. Robustelli was a durable player who missed only one game in his 14-year career. He was the Giants' general manager prior to George Young. He was a 1971 Pro Football Hall of Fame inductee.

### Y.A. TITTLE

The Giants engineered one of the best trades in their long history prior to the 1961 season when they sent guard Lou Cordileone to the San Francisco 49ers for Tittle. The then 35-year old Tittle promptly led the Giants to their 12th Eastern Division championship. Tittle played two seasons in the All-American Conference and 11 in the NFL before joining the Giants. In 1962, Tittle set an NFL record by throwing 33 touchdown passes and tied another mark with seven scoring throws in one game. Tittle had his greatest year as a pro in 1963, when he led the league in passing with 221 completions in 367 attempts for 3,145 yards. His 36 touchdown passes broke his own league mark and set a Giants record that still stands. Tittle's career totals include 2,427 completions, 33,070 yards, 242 touchdowns and 13 games with more than 300 yards passing. He was the NFL Player of the Year in 1957, when he led the 49ers to a tie for the Western Division title, and won the honor again in 1961 and 1963, as he took the Giants to Eastern championships. Tittle was named All-NFL in 1957, 1962 and 1963, and also played in six Pro Bowls. He was inducted into the Pro Football Hall of Fame in 1971.

### HARRY CARSON

Carson played his entire career with the Giants from 1976-88. An inside linebacker, he was selected to play in nine Pro Bowls, including seven in a row from 1982-88. Carson led the Giants in tackles six times, was a two-time All-NFL first team selection and was the sole captain of the 1986 Super Bowl champions. Carson joined the Giants as a fourth-round draft choice from South Carolina State, where he never missed a game in four seasons, was a two-year captain and a Little All-America selection by the Associated Press. A defensive end in college, Carson successfully moved to linebacker with the Giants so quickly and so successfully that he was voted to the NFL All-Rookie team. Carson played 173 games in a Giants uniform — tying him with Keith Hamilton for seventh all-time — and he was a punishing run defender who also intercepted 11 passes. Carson had 17 sacks, 14 fumble recoveries and seven forced fumbles. He had 25 tackles (20 solo) in a Monday night game against Green Bay in 1982 and seven tackles in the Giants' 39-20 victory over Denver in Super Bowl XXI. During his prime, Carson was the best run-stopping linebacker in the NFL. In the seven seasons from 1981 to 1987, Giants' opponents averaged only 3.59 yards per rushing attempt, a remarkable achievement for so long a period. During that period, Carson was credited with 856 tackles, including 627 unassisted tackles. He was enshrined in the Pro Football Hall of Fame in 2006.

### LAWRENCE TAYLOR

Taylor joined the Giants as the second overall selection of the 1981 NFL Draft and played his entire 13-year career for the team. When Taylor retired, he was the NFL's No. 2 all-time sack leader in the NFL with 132.5. That total does not include the 9.5 he accumulated as a rookie in 1981 before the sack was an official NFL statistic. Taylor established an NFL record by appearing in 10 consecutive Pro Bowls from 1981-1990. He was named the NFL Rookie of the Year in 1981 and the NFC's Defensive Player of the Week nine times (the award was established in 1984), as well as the conference's Defensive Player of the Month twice, in October 1986 and September 1989. Taylor was a unanimous choice to the NFL's All-1980s team. He was a unanimous selection as the NFL's Most Valuable Player in 1986, when he had a career-high 20.5 sacks, 105 tackles, five passes defended and two forced fumbles. He was inducted into the Pro Football Hall of Fame in 1999.

### AL BLOZIS

Al Blozis played just three seasons for the Giants, 1942-44. He immediately made a favorable impression on the team after arriving in 1942 and quickly earned a starting assignment at tackle. Blozis played in the 1944 championship game against Green Bay. Immediately after the Giants' loss to the Packers, Blozis was sent overseas to fight in World War II. An Army lieutenant, he was killed in action in France just six weeks later.

The Giants retired Blozis' No. 32 jersey.

### CHARLIE CONERLY

Conerly is often called the best Giants player not in the Pro Football Hall of Fame. He played his entire career with the Giants from 1948-61 and was a vital member of the 1956 NFL Championship team. Conerly was the NFL Rookie of the Year in 1948, the league's Most Valuable Player in 1959 and a Pro Bowler in 1950 and '56. Conerly ranks third in franchise history in pass attempts (2,833), fourth in completions (1,418), third in yards (19,488) and third in touchdown passes (173).

### DICK LYNCH

Lynch was traded to the Giants by the Washington Redskins following the 1958 season for a 1960 fourth-round draft choice. He played for the Giants from 1959-66, a period in which the team played in four NFL Championship Games. Lynch played in 97 regular season games for the Giants (109 in his career) and intercepted 35 passes. In both 1961 and 1963, he led the NFL with nine interceptions. In '63, he also led the league with 251 return yards and three touchdowns. Lynch scored seven career touchdowns, four on interception returns and three on fumble returns.

Although he had a great playing career, Lynch is best known to legions of Giants fans for his 40 years as the analyst on the team's radio broadcast. His last game in the booth was the Giants' epic Super Bowl XLII victory over New England. Lynch died nine months later. "Dick was such an important part of our organization for so many years that we really considered him part of the family," John Mara said.

### JOE MORRISON

Morrison was a back and an end for the Giants from 1959 through 1972. A dominant figure during his 14-year career, he totaled 2,472 rushing yards and 18 touchdowns. He also caught 395 passes — the third-highest total in franchise history - for 4,993 yards and 47 scores. A versatile player, Morrison played six different positions: fullback, halfback, flanker, tight end, split end and defensive back. Morrison's No. 40 jersey has been retired by the franchise.

### PETE GOGOLAK

Gogolak played for the Giants from 1966-74 and is the highest-scoring player in the history of the franchise with 646 points — 120 more than runner-up Brad Daluiso. He also owns the franchise records for field goals (126) and extra points (268). Beyond his prowess as a kicker, Gogolak is a significant figure in the history of pro football. When he moved from the Buffalo Bills to the Giants, Gogolak became the first prominent player to leave the upstart American Football League for the NFL. Wellington Mara signed him after watching rookie Bob Timberlake miss 13 consecutive field goal attempts. Gogolak was also pro football's first soccer style kicker. Prior to Gogolak, placekickers approached the ball straight on, with the toe making first contact with the ball. Gogolak, who was born and played soccer in Hungary, approached the ball at an angle and kicked it with his instep — the style all kickers use today.

### GEORGE MARTIN

Martin joined the Giants as an 11th-round draft choice in 1975, the 262nd overall pick. A long shot to survive his first training camp, Martin stayed with the Giants for his entire 14-year career. He played in 201 regular season games to become one of just three players in team history to cross the 200-games barrier (Strahan played in 216 games and Howard Cross played in 207). Martin was a leader and catalyst on the 1986 Super Bowl champions (he sacked John Elway for a safety in Super Bowl XXI). He had a knack for making the big play, scoring six touchdowns, a record for NFL defensive linemen since broken by Miami's Jason Taylor. Martin also caught a touchdown pass when he lined up as a tight end in 1980. He is perhaps happiest that he is joining his close friend Carson in the Ring of Honor.

### PHIL SIMMS

Simms was George Young's first draft choice in 1979 and he played his entire 15-year with the Giants. He overcame a series of injuries early in his career to become the most productive quarterback in team history. Simms holds the Giants career records for pass attempts (4,647), completions (2,576), yards (33,462) and touchdowns (199). He was 95-64 (.597) as a regular season starter and 6-4 in the playoffs. But Simms is best remembered for his almost flawless performance in leading the Giants to victory in Super Bowl XXI. He completed 22 of 25 passes — including all 10 of his throws in the second half — for 268 yards,

three touchdowns and no interceptions in a 39-20 rout of the Denver Broncos. In one of the easiest votes in history, he was selected the game's Most Valuable Player.

### MICHAEL STRAHAN

Few players in Giants history were as dependable and productive as Strahan. He seldom missed a practice and played in a franchise-record 216 regular season games. Beginning in 1996, he played in 136 consecutive games before tearing his pectoral muscle midway through the 2004 season. Strahan was selected to seven Pro Bowls, was named the 2001 NFL Defensive Player of the Year and was the Giants' Most Valuable Player that year and in 1998. He was a captain on the 2007 Super Bowl championship team. His 141.5 sacks are the highest official total in team history (Taylor had 142.0 but 9.5 as a rookie in 1981, the year before sacks became an official statistic) and the fifth-highest total in NFL history. He set the league's single-season sack record with 22.5 in 2001 and his NFL-best 18.5 sacks in 2003 made him the Giants' only two-time league leader in that category. Strahan's 868 tackles indicates he was also an excellent defender against the run.

### JESSIE ARMSTEAD

Armstead, a five-time Pro Bowler, was the 207th player chosen in the 1993 draft, and the last of the Giants' seven selections (the first-round pick had been used on quarterback Dave Brown in the previous year's supplemental draft). Three of the seven players taken were linebackers: Marcus Buckley (No. 66) and Tommy Thigpen (No. 123), who never did much, and Armstead, who did it all. Armstead's draft was the last that had an eighth round. He was a special teams dynamo and top-flight reserve his first three seasons before becoming the starting weakside linebacker in 1996. Armstead had a team-high 114 tackles, the first of five consecutive seasons with more than 100. The next year, he had a career-best 134 stops, was selected to his first Pro Bowl and was a catalyst as the Giants won the NFC East title. In 2000 he had one of his best seasons and the Giants routed Minnesota, 41-0, in the NFC Championship Game.

### AMANI TOOMER

Toomer joined the Giants in 1996 as a second-round draft choice from Michigan and played his entire 13-year career with the team. He played in 190 regular season games, the fourth-highest total in Giants history. He also played in 11 postseason games, scoring two touchdowns in the Giants' victory over the Cowboys in a 2007 NFC Divisional Playoff Game and finishing with a team-high six receptions in the Super Bowl XLII triumph over New England. Toomer holds franchise records for catches (668), receiving yards (9,497), touchdown catches (54) and 100-yard receiving games (22). He finished his career with 82 more receptions than runner-up Barber (586) and 4,063 more yards than former record-holder Gifford (5,434). Toomer caught at least one pass in a Giants-record 98 consecutive games before the streak ended in the 2005 season opener vs. Arizona. He holds the Giants' single-season record with 1,343 receiving yards in 2002. Toomer had the three highest single-season receptions totals in team history until Steve Smith shattered his former mark of 82 with 107 catches last year. Toomer also holds the Giants postseason records for receptions (44), yards (608) and touchdowns (seven). No one else in Giants playoff history has more than three postseason touchdown catches. In addition, Toomer is second in Giants history with 10,924 total yards (Barber is first with 17,359). His total includes 1,060 yards on punt returns, 257 yards on kickoff returns and 110 yards rushing.

### TIKI BARBER

Barber joined the Giants as a second-round draft choice in 1997. When he retired following his 10th season in 2006, his name was all over the franchise's record book. Barber owns the Giants marks for rushing attempts in a career (2,217) and in a season (357 in 2005) and rushing yards in a career (10,440), a season (1,860 in 2005) and a game (234 at Washington on Dec. 20, 2006 in his final regular season game). Barber has the top three and four of the top five single-season rushing totals in Giants history and the two highest game totals. His 38 100-yard games are twice as many as No. 2 Joe Morris and his nine 100-yard games in 2004 is another record. Barber has the longest run from scrimmage in Giants history (95 yards at Oakland on Dec. 31, 2005) and his 55 rushing touchdowns are another one of his records. Barber's 17,359 all-purpose yards give him another record. He owns the Giants' top five single-season total yardage figures. Another one of his records is 13 catches at Dallas on Jan. 2, 2000. Barber is also second in franchise history with 586 career receptions. He was selected to three Pro Bowls (2004-06).

## CLASS OF 2011

### ALEX WEBSTER

Webster played his entire 10-year career (1955-64) for the Giants. He played in 109 games and 47 years after his retirement, he is fourth on the Giants' career lists with 4,638 rushing yards and 1,196 carries. He also caught 240 passes for 2,679 yards and scored 56 touchdowns (39 rushing, 17 receiving). Webster was the second-leading rusher and scorer and the third-leading receiver for the 1956 NFL champion Giants. He was selected to the Pro Bowl in 1958 and 1961, when he ran for a career-high 928 yards. Webster was the Giants' head coach from 1969-73. Webster passed away on March 3, 2012, just three months after being inducted into the Ring of Honor.

### BRAD VAN PELT

Van Pelt played for the Giants from 1973-83, when the team had only one winning record, but he was one of the team's very best players. Van Pelt joined Carson, Brian Kelley and later Lawrence Taylor to form the famed group of linebackers known as the "Crunch Bunch." He was selected to play in the Pro Bowl every season from 1976-80. Van Pelt played in 143 games for the Giants in four home stadiums - Yankee Stadium, Yale Bowl, Shea Stadium and Giants Stadium - and for five head coaches - Bill Arnsparger, John McVay, Ray Perkins and Bill Parcells. He had 16 interceptions for the Giants. Van Pelt died on Feb. 17, 2009.

### CARL BANKS

Banks was the third overall selection of the 1984 NFL Draft and played for the Giants through the 1992 season. He was one of the premier run-stoppers of his era, a standout on the teams that won Super Bowls XXI and XXV, a Pro Bowler in 1987 and a member of the NFL 1980's All-Decade Team. Banks played in 126 regular season games and had 36.0 sacks, three interceptions and approximately 500 tackles. Banks is still closely affiliated with the Giants; since 2007, he has been an analyst on the Giants' radio broadcasts.

### MARK BAVARO

Bavaro is one of the finest all-around tight ends in Giants history. An outstanding blocker, he is also 10th on the franchise's career list with 266 receptions and 15th with 3,722 yards. Bavaro was a starter on the Giants' 1986 and 1990 Super Bowl championship teams and a Pro Bowler in 1986 and '87. In the Giants' first Super Bowl season, Bavaro led the team with 66 catches - twice as many as any teammate - for 1,001 yards to become the only tight end in Giants history with 1,000 receiving yards in a season.

### DAVE JENNINGS

Jennings is the most prolific punter in Giants history. A member of the team from 1974-84, Jennings holds the franchise records for punts (931) and yards (38,792). He was selected to play in the Pro Bowl in 1978, '79, '80 and '82. He punted a career-high 104 times in 1979, twice punted for more than 4,000 yards in a season and had a career-best 44.8-yard average in 1980.

## CLASS OF 2015

### CHRIS SNEE

Snee joined the Giants as a second-round draft choice in 2004 from Boston College. That preseason, he became the starter at right guard and stayed in that position for 10 years. Snee was a two-time Super Bowl champion, a four-time Pro Bowler and an All-Pro in 2010. He started all 141 regular-season games and 11 postseason games in which he played. From 2005-11, he started 101 consecutive regular-season games (plus seven postseason games) before missing a game with a concussion. Snee missed only 19 games in his 10 seasons, including 13 in 2013, his final year.

### OSI UMENYIORA

Umenyiora was a member of the Giants Super Bowl XLII and XLVI championship teams. A second-round draft choice in 2003, he played 10 seasons for the Giants. Umenyiora was selected to two Pro Bowls and is fourth on the franchise's career list with 75.0 regular-season sacks. XLVI. He was the only member of the 2007 world champions to play in the Pro Bowl. That season, the Giants had an NFL-high 53 sacks, thanks largely to their three outstanding defensive ends. Umenyiora led the way with 13.0. Tuck, another two-time Pro Bowler, had 10.0, and Strahan had 9.0 in his final season. On Sept. 23, 2007,



Umenyiora set the Giants' single-game franchise record with 6.0 sacks of Philadelphia's Donovan McNabb in Giants Stadium. In 10 postseason games, Umenyiora had 5.5 sacks, tying him with Tuck for fourth on that franchise list.

### JOHN JOHNSON

Johnson joined the team as an athletic trainer in 1948. He retired at age 90 following the 2007 season, ending a remarkable 60-year career with the franchise. Johnson was on the Giants' sideline for 874 regular-season and 34 postseason games, and he attended thousands of practices. Johnson worked with 12 head coaches, from Steve Owen to Tom Coughlin, and helped keep the Giants running through those 908 games. Generations of players revered Johnson for his wisdom, his friendship and his unique ability to perfectly tape an ankle. Johnson passed away on Feb. 28, 2016, a month shy of his 99th birthday.

### JACK LUMMUS

Lummus' entire Giants career consisted of nine games in 1941. He was a 6-3, 200-pound two-way end who that season caught one five-yard pass for a Giants team that finished 8-3 before losing to the Bears in the NFL Championship Game on Dec. 21, two weeks after the attack on Pearl Harbor. On Jan. 30, 1942, with the United States fully engaged in World War II, Lummus gave up his football career to enlist in the Marine Corps Reserves. He was killed in the Battle of Iwo Jima in 1945. He becomes the second member of the Ring of Honor who was killed in a World War II battle. Al Blozis, an Army lieutenant, lost his life in combat in France just six weeks after he played in the 1944 NFL Championship Game vs. Green Bay.

## CLASS OF 2016

### TOM COUGHLIN

Coughlin was the Giants' head coach from 2004-15. His signature achievements were the Giants' victories against the New England Patriots in Super Bowls XLII and XLVI. Coughlin was just the second man to coach the Giants for at least 12 seasons. Only Hall of Famer Steve Owen, who reigned for 23 full seasons from 1931-53, led the team for a longer time period. With the Giants, Coughlin was 102-90 in the regular season, and 8-3 in the postseason. The 102 victories are second in franchise history to Owen's 151. Coughlin led the Giants to three NFC East titles and five playoff berths. His eight postseason triumphs tie him with Bill Parcells for the most ever by a Giants coach. Coughlin was the team's wide receivers coach from 1988-90, a tenure that ended with the team's victory in Super Bowl XXV.

### ERNIE ACCORSI

Accorsi was the Giants' general manager from 1998-2006 after serving as an assistant under George Young for four seasons. In Accorsi's nine years as G.M., the Giants won two NFC East titles, earned four postseason berths, and advanced to Super Bowl XXXV. He was instrumental in hiring two-time Super Bowl-winning coach Tom Coughlin. Accorsi made the most significant trade in Giants history when he acquired Eli Manning in a draft day deal in 2004. Manning led the Giants to a pair of Super Bowl victories and is without peer among quarterbacks in Giants history. Accorsi also brought in several other key players to the team that won Super Bowl XLII, including Antonio Pierce, Osi Umenyiora, and Plaxico Burress.

### JUSTIN TUCK

A third-round draft choice from Notre Dame in 2005, Tuck played in 127 regular-season games with 90 starts in nine Giants seasons. He was a defensive catalyst on the teams that won Super Bowl XLII and Super Bowl XLVI, a two-time Pro Bowler, and four-time team captain. Tuck was credited with more than 500 tackles. His 60.5 sacks are officially the sixth-highest total in franchise history. Tuck also played in 10 postseason games. He had 5.5 sacks, including two sacks of Tom Brady in each of the Super Bowl victories, when a dominant defensive line was one of the vital components of the Giants' success.

## CLASS OF 2021

### ELI MANNING

Manning played his entire career for the Giants after the San Diego Chargers selected

him first overall in the 2004 NFL Draft and then traded him to the Giants. He played 16 seasons and in 248 regular season and postseason games, both franchise records. From his first start vs. Atlanta on Nov. 21, 2004 through Nov. 23, 2017, Manning started 210 consecutive regular-season games, then the second-longest streak by a quarterback in NFL history. After sitting out one game, he started the next 22 in a row, giving him 232 starts in 233 games — plus 12 postseason games. Manning never missed a game because of injury. He was the most valuable player in the Giants' victories against New England in Super Bowls XLII and XLVI. Manning was a four-time Pro Bowler. His Giants records include 8,199 passes, 4,895 completions, 57,013 passing yards, and 366 touchdowns in the regular season and 400 throws, 242 completions, 2,815 yards and 18 scores in the postseason.

## CLASS OF 2022

### JOE MORRIS

Morris joined the Giants as a second-round draft choice from Syracuse in 1982. He is third in Giants history with 5,296 rushing yards and 1,318 carries, fourth with 48 rushing touchdowns and second with 19 100-yard games. He holds the single-season franchise record with 21 touchdowns in 1985 (four more than anyone else has had in a season). Morris has the fourth and sixth-highest single-season rushing totals in Giants history, with 1,516 yards in the 1986 championship season and 1,336 yards in 1985. Morris also caught 98 passes for 884 yards and two touchdowns and played in two Pro Bowls. He is the Giants' postseason leader with 140 carries, 550 yards and four touchdowns (tied with Brandon Jacobs). In 1986, the Giants were 5-2 when they came home to play Washington on a Monday night and then Dallas. Morris rushed for 181 yards and two touchdowns in each game (27-20 and 17-14 victories) and the Giants never lost again that season.

### OTTIS ANDERSON

Anderson joined the Giants in a trade with the St. Louis Cardinals on Oct. 8, 1986. He played on the Giants' Super Bowl XXI and XXV championship teams and was voted the MVP of Super Bowl XXV after rushing for 102 yards and a touchdown in the 20-19 victory against the Buffalo Bills. Anderson is one of only four running backs in NFL history to score rushing touchdowns in two Super Bowls and win Super Bowl MVP, joining Franco Harris, John Riggins and Emmitt Smith. In 83 regular-season games with the Giants, Anderson had 704 rushing attempts for 2,274 yards and 35 touchdowns (the sixth-highest total in franchise history). He added 77 receptions for 567 yards. Anderson became the team's primary back in 1989 and was named the NFL Comeback Player of the Year after scoring a career-high 14 touchdowns while running for 1,023 yards on 325 carries.

### RODNEY HAMPTON

Hampton was the Giants' first-round draft choice in 1990 and played his entire eight-year career for them. He is second in franchise history with 6,897 rushing yards and 1,824 carries. Hampton had five consecutive 1,000-yard seasons (1991-95) and is third with 17 100-yard games and 49 rushing touchdowns. He is one of eight players in Giants history with at least 3,000 rushing yards and 100 receptions and one of eight with 3,000 rushing yards and 1,000 receiving yards. Hampton played in three postseason games, amassing 194 rushing yards, eight catches and two touchdowns. In a wild card victory against Minnesota on Jan. 9, 1994, Hampton carried 33 times for 161 yards, matching the Giants' postseason records set by Rob Carpenter in 1981. Hampton's 51-yard run in that game is the longest in Giants playoff history.

### LEONARD MARSHALL

Marshall joined the Giants as a second-round draft choice out of LSU in 1983 and played in 149 regular-season games and 11 postseason games for the team. He played on the Giants' Super Bowl XXI and XXV title teams and was a Pro Bowler in 1985-86, when he totaled 27.5 sacks. Marshall was credited with 660 tackles (388 solo). His 79.5 career regular-season sacks place him third in franchise history, behind two Pro Football Hall of Famers: Michael Strahan (141.5) and Lawrence Taylor (132.5, not counting Taylor's 9.5 sacks as a rookie in 1981, the year before they became an official stat). In 11 postseason games, Marshall recorded 7.0 sacks, which is second in Giants history after Strahan's 9.5. Taylor had 6.5 postseason sacks. Marshall collected 3.0 sacks in both the 1986 and 1990 postseasons, when the Giants won the Super Bowl.

### **JIMMY PATTON**

Patton was an eighth-round draft choice in 1955 who went on to become one of the great defensive backs in franchise history. He played on the 1956 championship team and on teams that advanced to the title game in 1958, '59 and '61-63. Patton was a five-time first-team All-Pro (1958-62), a second-team All-Pro in 1963, and a five-time Pro Bowler (1958-62). His 52 interceptions are second in Giants history, 11 more than No. 3 Spider Lockhart. Patton led the NFL with 11 interceptions in 1958, which ties Otto Schelbacher (1951) for the franchise single-season record. His 712 yards on interception returns are second in Giants history to Emlen Tunnell's 1,240. Patton also recovered 15 fumbles and returned 37 punts and 28 kickoffs, scoring once on each.

### **KYLE ROTE**

Rote was the first overall selection in the 1951 NFL Draft. He played on the 1956 championship team and in the 1958, '59 and '61 title games. Rote played two years at running back before switching to wide receiver because of a knee injury. He was selected to four Pro Bowls (1953-56) and was a two-time second-team All-Pro (1956 and 1960). Rote is second in Giants history with 48 touchdown receptions, 13th with 300 catches and seventh with 4,797 receiving yards (he was the franchise leader in all three categories when he retired). He also rushed for 871 yards and four scores before switching from running back to wide receiver. Rote was the Giants' backfield coach in 1962-63 before beginning a long career in broadcasting.

### **RONNIE BARNES**

Barnes has been with the Giants organization since 1976 and the team's head athletic trainer since 1980. He was promoted to the position of Vice President of Medical Services in 2003 and to Senior Vice President in 2011. During his 47 seasons with the team, Barnes has treated, counseled and befriended hundreds of players, coaches and staffers. One of the most respected athletic trainers in professional sports, Barnes was elected to the National Athletic Trainers Association Hall of Fame in June 1999. In 2002, he was voted the Athletic Trainer of the Year by NFL physicians. That same year, his alma mater, East Carolina University, honored Barnes for his many contributions to the school by opening the Ronnie Barnes African American Resource Center at the school's Joyner Library. Barnes was the first African American graduate of the Sports Medicine Department at ECU. He has since been elected to the East Carolina Athletic Hall of Fame and been named a winner of the Outstanding Alumni Award. In January 2019, Barnes was presented with a lifetime achievement award by the Fritz Pollard Alliance, a foundation which promotes diversity and minority hiring throughout the NFL. Barnes was inducted into the North Carolina Sports Hall of Fame in 2022.

**GIANTS NUMBER ONE SELECTIONS**

1936	Art Lewis, T	Ohio University	1982	Butch Woolfolk, RB	Michigan
1937	Ed Widseth, T	Minnesota	1983	Terry Kinard, DB	Clemson
1938	George Karamatic, HB	Gonzaga	1984	Carl Banks, LB	Michigan State
1939	Walt Nielson, FB	Arizona	1985	George Adams, HB	Kentucky
1940	Grenny Lansdell, HB	Southern California	1986	Eric Dorsey, DE	Notre Dame
1941	George Franck, HB	Minnesota	1987	Mark Ingram, WR	Michigan State
1942	Merle Hapes, HB	Mississippi	1988	Eric Moore, T	Indiana
1943	Steve Filipowicz, FB	Fordham	1989	Brian Williams, C	Minnesota
1944	Billy Hillenbrand, HB	Indiana	1990	Rodney Hampton, HB	Georgia
1945	Wesley Barbour, HB	Wake Forest	1991	Jarrrod Bunch, RB	Michigan
1946	George Connor, T	Notre Dame	1992	Derek Brown, TE	Notre Dame
1947	Vic Schwall, HB	Northwestern	1993	Michael Strahan (2nd Rd), DE	Texas Southern
1948	Tony Minisi, HB	Pennsylvania	1994	Thomas Lewis, WR	Indiana
1949	Paul Page, HB	SMU	1995	Tyrone Wheatley, RB	Michigan
1950	Travis Tidwell, QB	Auburn	1996	Cedric Jones, DE	Oklahoma
1951	Kyle Rote, HB	SMU	1997	Ike Hilliard, WR	Florida
1952	Frank Gifford, HB	Southern California	1998	Shaun Williams, S	UCLA
1953	Bobby Marlow, HB	Alabama	1999	Luke Petitgout, G	Notre Dame
1954	Ken Buck (2nd Round), E	Pacific	2000	Ron Dayne, RB	Wisconsin
1955	Joe Heap, HB	Notre Dame	2001	Will Allen, CB	Syracuse
1956	Henry Moore, FB	Arkansas	2002	Jeremy Shockey, TE	Miami
1957	Sam DeLuca (2nd Round), T	South Carolina	2003	William Joseph, DT	Miami
1958	Phil King, FB	Vanderbilt	2004	Philip Rivers, QB	NC State
1959	Lee Grosscup, QB	Utah	(traded to San Diego on draft day for ELI MANNING, QB, Mississippi - in a deal that also involved draft picks.)		
1960	Lou Cardileone, G	Clemson	2005	Corey Webster (2nd Rd), CB	LSU
1961	Bruce Tarbox (2nd Round), G	Syracuse	2006	Mathias Kiwanuka, DE	Boston College
1962	Jerry Hillebrand, LB	Colorado	2007	Aaron Ross, CB	Texas
1963	Frank Lasky, T (2nd Round, future)	Florida	2008	Kenny Phillips, S	Miami
1964	Joe Don Looney, RB	Oklahoma	2009	Hakeem Nicks, WR	North Carolina
1965	Tucker Frederickson, RB	Auburn	2010	Jason Pierre-Paul, DE	South Florida
1966	Francis Peay, T	Missouri	2011	Prince Amukamara, CB	Nebraska
1967	Louis Thompson (4th Round), T	Alabama	2012	David Wilson, RB	Virginia Tech
1968	Dick Buzin (2nd Round), DT	Penn State	2013	Justin Pugh, T	Syracuse
1969	Fred Dryer, DE	San Diego State	2014	Odell Beckham Jr, WR	LSU
1970	Jim Files, LB	Oklahoma	2015	Ereck Flowers, T	Miami (FL)
1971	Rocky Thompson, RB	West Texas State	2016	Eli Apple, CB	Ohio State
1972	Eldridge Small, DB	Texas A & I	2017	Evan Engram, TE	Mississippi
1973	Brad Van Pelt (2nd Rd), LB	Michigan State	2018	Saquon Barkley, RB	Penn State
1974	John Hicks, G	Ohio State	2019	Daniel Jones, QB	Duke
1975	Al Simpson (2nd Rd), T	Colorado State	2020	Andrew Thomas, T	Georgia
1976	Troy Archer, DT	Colorado	2021	Kadarius Toney, WR	Florida
1977	Gary Jeter, DT	Southern California	2022	Kayvon Thibodeaux, OLB	Oregon
1978	Gordon King, T	Stanford	2023	Deonte Banks, CB	Maryland
1979	Phil Simms, QB	Morehead State	2024	Malik Nabers, WR	LSU
1980	Mark Haynes, DB	Colorado			
1981	Lawrence Taylor, LB	North Carolina			

**HISTORY OF GIANTS TRAINING CAMP**

Quest Diagnostics Training Center	2013-Present
University at Albany	2012
TIMEX Performance Center	2011
University at Albany	1996-2010
Fairleigh Dickinson University	1988-1995
Pace University	1975-1987
Fairfield University	1974
Monmouth College	1972-1973
C.W. Post	1970-1971
Fairfield University	1961-1969
St. Michael's College (Winooski, VT)	1959-1960
Willamette University (Salem, OR)	1958

## GIANTS DRAFTS SINCE 1936

(f) = Future Choice (BC) = Bonus Choice  
( ) = Team didn't have a selection during that round

## 1936

1. ART LEWIS, T, Ohio 2. TUFFY LEEMANS, B, Geo. Washington 3. BUTCH LOEBS, E, Purdue 4. ROY ROSE, E, Tennessee 5. ED JONTOS, G, Syracuse 6. GUS DURNER, T, Duke 7. BOB PEEPLES, T, Marquette 8. DICK HEKIN, B, Ohio St. 9. PHIL FLANAGAN, G, Holy Cross

## 1937

1. ED WIDSETH, T, Minnesota 2. TARZAN WHITE, G, Alabama 3. JERRY DENNERLEIN, T, St. Mary's (Calif.) 4. WARD CUFF, B, Marquette 5. MICKEY KOBROSKY, B, Trinity (Conn.) 6. JIM FARLEY, G, VMI 7. JIM POOLE, E, Mississippi 8. GENE MEYERS, G, Kentucky 9. DWIGHT SCHEYER, T, Washington St. 10. CHUCK GELATKA, E, Mississippi St.

## 1938

1. GEORGE KARAMATIC, B, Gonzaga 2. FRED VANZO, B, Northwestern 3. DUTCH KONEMANN, B, Georgia Tech 4. FRANK SOUCHAK, E, Pittsburgh 5. KELLY MOAN, B, W. Virginia 6. TED DOYLE, T, Nebraska 7. JOHN MELLUS, T, Villanova 8. BOB GRIMSTEAD, T, Washington St. 9. DOUG OLDERSHAW, G, Cal.-Santa Barbara 10. ELMORE HACKNEY, B, Duke

## 1939

1. WALT NIELSEN, B, Arizona 2. JOHN CHICKERNEO, B, Pittsburgh 3. DON WILLIS, B, Clemson 4. JERRY GINNEY, G, Santa Clara 5. LLOYD WOODSELL, C, Arkansas 6. PETE ZAGAR, T, Stanford 7. BOB MILLS, T, Nebraska, 8. TOM ROBERTS, T, DePaul 9. MERL MILLER, B, Washington 10. BRUNO SCHROEDER, E, Texas A&M 11. SAM ALLIS, B, Centenary 12. GEORGE WATSON, B, N. Carolina 13. GIL DUGGAN, T, Oklahoma 14. TED PANISH, B, Bradley 15. JACK SANDERS, T, SMU 16. WILL DOLMAN, E, California 17. BILL PAULMAN, B, Stanford 18. LYLE SMITH, G, Tulane 19. MARIO TONELLI, B, Notre Dame 20. JACK RHODES, G, Texas

## 1940

1. GRANVILLE LANSDALL, B, USC 2. JOHN McLAUGHRY, B, Brown 3. CARL TOMASELLI, E, Scranton 4. LOU SMITH, B, California 5. REX WILLIAMS, C, Texas Tech 6. WIN PEDERSON, T, Minnesota 7. DOM PRINCIPE, B, Fordham 8. EARL CLARK, B, TCU 9. JOHN McKIBBEN, E, Tulsa 10. ED McGEE, G, Temple 11. JOE PAYNE, G, Clemson 12. BOB SMITH, B, Oregon 13. OTHEL TURNER, T, Tulsa 14. NED SWAN, C, Drake 15. JOHN ROGALIA, B, Scranton 16. BENNETT EDWARDS, T, Baylor 17. CECIL WALDEN, G, Oregon 18. JOHN SULLIVAN, E, San Francisco 19. WEENIE BARNUM, B, Centenary 20. MYRON CLAXTON, T, Whittier

## 1941

1. GEORGE FRANCK, B, Minnesota 2. FRANKIE REAGAN, B, Pennsylvania 3. LEN ESHMONT, B, Fordham 4. LOU DeFILIPPO, C, Fordham 5. DON VOSBERG, E, Marquette 6. LEN YOUNCE, G, Oregon St. 7. BEN SOHN, G, USC 8. WALT MATUSZCZAK, B, Cornell 9. BOBBY PEOPLES, B, USC 10. ANDY MAREFOS, B, St. Mary's (Calif.) 11. CASS BROVARNEY, G, Detroit 12. ARNIE MOORE, E, Mississippi St. 13. JOHNNY BLACK, B, Arizona 14. WILSON LUCAS, E, Baylor 15. JACK ANDERSON, T, Baylor 16. DAVE ALLERDICE, B, Princeton 17. CHUCK PETERS, B, Penn St. 18. EARL STONE, C, Washington 19. JACK DUNGAN, T, Arizona 20. TED FISHER, E, Carnegie-Mellon

## 1942

1. MERLE HAPES, B, Mississippi 2. BOB SWEIGER, B, Minnesota 3. AL BLOZIS, T, Georgetown 4. BOB GLASS, B, Tulane 5. TOMMY PROTHRO, B, Duke 6. TOM KEARNS, T, Miami 7. BOB MERKER, E, Millikin 8. MIKE KOPCIC, E, Georgetown 9. JOHN SOLIC, C, St. Francis (N.Y.) 10. LEN KROUSE, B, Penn St. 11. BOB BARNETT, C, Duke 12. PETE LAYDEN, B, Texas 13. BUDDY JUNGMICHEL, G, Texas 14. KEITH DOGGERT, T, Wichita St. 15. VERNE MILLER, T, Harvard 16. JOHN HOVIOUS, B, Mississippi 17. OWEN PRICE, B, Texas-El Paso 18. ADAM KRETOWICZ, E, Holy Cross 19. JIM BLUMENSTOCK, B, Fordham 20. MILT HULL, T, Florida

## 1943

1. STEVE FILIPOWICZ, B, Fordham 2. DEWEY PROCTOR, B, Furman 3. VAL CULWELL, G, Orgeon 4. JIM REYNOLDS, B, Auburn 5. LOU PALAZZI, C, Penn St. 6. LARRY VISNIC, G, Benedictine 7. DOYLE CARAWAY, G, Texas Tech 8. BILL PICCOLO, C, Canisius 9. GLENN KNOX, E, William & Mary 10. WALT DOMINA, B, Norwich 11. DON McCAFFERTY, T, Ohio St. 12. JAY STOVES, B, Washington St. 13. HOWARD CURRIE, T, Geneva 14. N.A. KEITHLEY, B, Tulsa 15. JACK LISTER,

E, Missouri 16. DWIGHT HOLSHAUSER, B, Catawba 17. JIM LUSHINE, T, Minnesota 18. VETO BERLLUS, E, Idaho 19. FRED MARSHALL, G, N. Carolina 20. JOHN KORCZOWSKI, B, William & Mary 21. GENE HOEMAN, E, Oklahoma St. 22. KEITH BEEBE, B, Occidental 23. DAVE BROWN, B, Alabama 24. MAURICE HAIL, G, Tulsa 25. ED McNAMARA, T, Holy Cross 26. DICK DRAKE, T, Ohio Wesleyan 27. STAN RITINSKI, E, Fordham 28. CLARK MOLLENHOFF, T, Drake 29. VERLIN ADAMS, G, Morris Harvey 30. BOB BRUNDAGE, B, Penn

## 1944

1. BILLY HILLENBRAND, B, Indiana 2. LAMAR BLOUNT, B, Mississippi St. 3. CLYDE FLOWERS, T, TCU 4. HERB KANE, T, E. Central (Okl.) 5. VIC MAITLAND, T, Hobart 6. JACK OKLAND, T, Utah St. 7. HERM FRICKEY, B, Minnesota 8. ROY CLAY, B, Colorado St. 9. JOHNNY SANCHEZ, T, San Francisco 10. ERNIE BEAMER, E, Duke 11. CARL GRATE, G, Georgia 12. TOMMY MONT, B, Maryland 13. RAY POOLE, E, Mississippi 14. ELBERT CORLEY, C, Mississippi St. 15. OLLIE POOLE, E, Mississippi 16. RALPH ELLSWORTH, B, Texas 17. ED SCHNEIDER, T, Washburn 18. MARCEL GRES, T, Texas 19. NEIL BROOKS, B, Washington 20. PETE KANE, B, Geneva 21. KIT KITTRELL, B, Baylor 22. ROY RENFRO, G, Fresno St. 23. JOHN DUBZINSKI, G, Boston Col. 24. HOWARD BEYER, C, Michigan St. 25. BEN BABULA, B, Fordham 26. TED FITANIDES, B, New Hampshire 27. ANDY BIRESE, E, Alabama 28. TOM ROCK, E, Columbia 29. WALT CYHEL, T, Creighton 30. FRANCIS NELSON, B, Baylor

## 1945

1. ELMER BARBOUR, B, Wake Forest 2. GORDON APPLEBY, C, Ohio St. 3. ED CASTLEBERRY, B, W. Texas St. 4. BARNEY POOLE, E, Mississippi/Army 5. JACK MEAD, E, Wisconsin 6. NICK WODICK, B, Northwestern 7. JOHN RUDAN, B, Marquette 8. VIC SMITH, B, UCLA 9. JIM YOUNG, T, Arkansas 10. BILLY BEVIS, B, Tennessee 11. BOB BOOZER, T, Arkansas 12. STAN RHOADES, B, Mississippi St. 13. JACK WINK, B, Wisconsin 14. JIM LITTLE, T, Kentucky 15. BOB JABBUSCH, G, Ohio St. 16. BILL BYRD, C, Maryland 17. GLENN MORRIES, T, Texas 18. PETE DAVIS, B, Santa Clara 19. SAM VACANTI, B, Iowa 20. VERN OLIVER, C, Washington St. 21. JIM CHADWELL, T, Tennessee 22. VINCE MROZ, E, Michigan St. 23. GEORGE KITA, B, Drake 24. DOUG GRAHAM, T, Stanford 25. JACK DILLON, E, Texas Tech 26. CHARLEY J'ANTHONY, B, Brown 27. RAY PIPKIN, B, Arkansas 28. JOE WOLF, C, USC 29. TOM BRODERICK, T, Utah 30. JOHN STAPLES, G, Alabama

## 1946

1. GEORGE CONNOR, T, Notre Dame 2. ELMER JONES, G, Wake Forest 3. HOSEA RODGERS, B, N. Carolina 4. PAUL DUKE, C, Georgia Tech 5. PETE STOUT, B, TCU 6. JIM LALIKOS, T, Brown 7. JIM PLYLER, T, Texas 8. GENE ROBERTS, B, Tenn.-Chattanooga 9. MIKE HARRIS, G, Mississippi St. 10. WALT CLAY, B, Colorado 11. WARREN AMLING, G, Ohio St. 12. AL BUSH, T, Duke 13. BOB REIMAN, B, Oregon St. 14. BOB HAZELHURST, B, Denver 15. STAN STAPLEY, T, Utah 16. NICK TERLIZZI, T, Alabama 17. RAY JUSTAK, G, Northwestern 18. BOB MORRIS, B, USC 19. TOM LOFLIN, E, LSU 20. DICK KELLY, B, Minnesota 21. MEL PATTON, B, Santa Clara 22. BILL STIERS, B, UCLA 23. VERNON HARE, B, Santa Clara 24. NEIL SCULLY, B, Dayton 25. GEORGE MILLER, T, Denver 26. BARNEY WHITE, E, Tulsa 27. BUTCH KALENS, G, Illinois 28. CHARLIE ELLIS, B, Virginia 29. STEVE LUCAS, E, Duke 30. Bill VORIS, B, N. Carolina

## 1947

1. VIC SCHWALL, B, Northwestern 2. JOHN CANNADY, C, Indiana 3. NELSON GREENE, T, Tulsa 4. BOB DAVIS, T, Georgia Tech 5. DUKE IVERSON, B, Oregon 6. FRANK MUELHEUSER, B, Colgate 7. JOHN NOTIVSKY, T, Oklahoma City 8. FRED MULLIS, B, Tenn.-Chattanooga 9. HUNCHY HOERNSCHEMEYER, B, Indiana 10. HARDY BROWN, B, Tulsa 11. BILL HACHTEN, G, Stanford 12. HERSCHEL FUSON, G, Army 13. JOHN FALLON, T, Notre Dame 14. BOB ORLANDO, G, Colgate 15. FRANK PULLATIE, B, SMU 16. DICK BRINKLEY, B, Wake Forest 17. FRANK GUESS, B, Texas 18. TOM LANDRY (f), B, Texas 19. JOE PONSETTO, B, Michigan 20. ART DONOVAN, T, Boston Col. 21. HAL SCHOENER, E, Iowa 22. BILL MOLL, B, Connecticut 23. DICK THOMAS, G, S. Mississippi 24. RALPH STEWART, C, Notre Dame 25. GEORGE BIBIGHAUS, E, Muhlenberg

## 1948

1. SKIPPY MINISI, B, Penn/Navy 2. JOE SCOTT, B, San Francisco 3. Choice to Boston 4. BRUCE GEHRKE, E, Columbia 5. JOHNNY WOLOSKY, C, Penn St. 6. BILL ERICKSON, T, Mississippi 7A. BOB PFOHL, B, Purdue 7B. KEN WILTGEN, E, Northwestern (choice from Green Bay) 7C. ED ROYSTON, G, Wake Forest (choice from Chicago Cards) 8A. RALPH HUTCHINSON,



## GIANTS DRAFTS SINCE 1936

T, Tenn.-Chattanooga 8B. RAY COATES, B, LSU (choice from Detroit) 9. DICK OTTELLE, B, Washington 10. STAN MAGDZIAK, B, William & Mary 11. PETE LANZI, E, Youngstown St. 12A. LEN MODZELESKI, E, Fordham 12B. JIM BRIESKE, C, Michigan (choice from Detroit) 13. BOB HATCH, B, Boston U. 14. JOHN HANSEL, G, Guilford 15. DAN GARZA, E, Oregon 16. DAN YOVETICH, E, Montana St. 17. JOE GROTHUS, G, Iowa 18. GEORGE MATHEWS, B, Georgia Tech 19. DON ETTINGER, G, Kansas 20. FRANK WILLIAMS, B, Utah St. 21. DICK WOODARD, C, Iowa 22. GEORGE KISIDAY, T, Columbia 23. THERON ROBERTS, G, Arkansas 24. WALT McCORMICK, C, USC 25. DICK WILKINS, E, Oregon 26. VINCE MAROTTA, B, Mount Union 27. TOM SALISBURY, T, Clemson 28. ROY LILJA, C, Colorado Col. 29. BOBBY GREENHALGH, B, San Francisco 30. ED KELLEY, T, Texas

## 1949

1. PAUL PAGE, B, SMU 2. AL DeROGATIS, T, Duke 3. BILL OLSON, B, Columbia 4. BILL KAY, T, Iowa 5. J.J. CHEEK, G, Oklahoma St. 6. ABE GIBRON, G, Purdue 7. FRANK LoVUOLO, E, St. Bonaventure 8. JOHN SALSCHNEIDER, B, St. Thomas 9. JOE SOBOLESKI, G, Michigan 10. GENE ROSSIDES, B, Columbia 11. DICK HENSLEY, E, Kentucky 12. GEORGE SUNDHEIM, B, Northwestern 13. BILL AUSTIN, T, Oregon St. 14. NORB ADAMS, B, Purdue 15. RALPH PICKELSIMER, G, Otterbein 16. JERRY MORRICAL, T, Indiana 17. WALLY TENIGA, B, Michigan 18. DICK NUTT, B, N. Texas St. 19. KEN McCALL, B, Georgia 20. PAT O'SULLIVAN, C, Alabama 21. A.D. CATE, G, N. Texas St. 22. TOM FETZER, B, Wake Forest 23. CLETE FISCHER, B, Nebraska 24. DON McAULIFFE, B, Notre Dame 25A. GENE DEGYANSKI, E, Baldwin-Wallace 25B. RALPH DORAN, B, (choice from Chicago Cards)

## 1950

1. TRAVIS TIDWELL, QB, Auburn 2. EDDIE PRICE, B, Tulane 3. RANDY CLAY, B, Texas 4. PORTER PAYNE, G, Georgia 5. FORREST GRIFFITH, B, Kansas 6. Choice to Chicago Cards 7. Choice to Chicago Cards 8. EBERT Van BUREN, B, LSU 9. VINCE CISTERNA, E, N. Arizona 10. BOB WILKINSON, (f), E, UCLA 11. Choice to Los Angeles 12. RAY WIETECHEA, C, Northwestern 13. JOE KELLY, C, Wisconsin 14. GENE FRITZ, T, Minnesota 15. BILL ROBERSON, T, Stephen F. Austin 16. BOB JACKSON, B, N. Carolina A&T 17. STEVE HATFIELD, B, Shippensburg 18. GEORGE ROMAN, T, Case Western Res. 19. FRITZ BARZILAUSKAS, G, Yale 20. JOE TANGARO, T, Utah 21. BILL STRIBLING, (f), E, Mississippi 22. BOB DeMOSS, B, Purdue 23. WARREN DAVIS, C, Colgate 24. TOM FINNIN, T, Detroit 25. KEN BEIERSDORF, B, Minnesota 26. CARL COPP, T, Vanderbilt 27. ART SWEET, B, Baylor 28. DON McAULIFFE, (f), B, Michigan 29. MIKE BOYDA, B, Washington & Lee 30. HAMPTON TANNER, T, Georgia

## 1951

BC KYLE ROTE, B, SMU 1. JIM SPAVITAL, B, Oklahoma St. 2. RAY KROUSE, T, Maryland 3. SONNY GRANDELIUS, B, Michigan St. 4. Choice to Chicago Bears 5. JACK STROUD, T, Tennessee 6. HERB HANNAH, T, Alabama 7. JOEL WILLIAMS, C, Texas 8. FRED BENNERS, (f), B, SMU 9. HOLLAND DONAN, T, Princeton 10. EARL MURRAY, G, Purdue 11. REDS BAGNELL, B, Penn 12. BOB HUDSON, E, Clemson 13. PAUL DOUGLASS, B, Illinois 14. PAT FLANAGAN, T, Marquette 15. GENE VYKUKAL, T, Texas 16. ALAN PFEIFER, E, Fordham 17. BUD SHERROD, E, Tennessee 18. FRANK SMITH, B, Miami 19. BILLY CONN, B, Auburn 20. BILL ALBRIGHT, T, Wisconsin 21. BERNIE LEMONICK, G, Penn 22. WALDO BINKLEY, T, Austin Peay 23. DICK YELVINGTON, T, Georgia 24. DICK KUH, G, Michigan St. 25. CHET LAGOD, T, Tenn.-Chattanooga 26. QUINCY ARMSTRONG, C, N. Texas St. 27. CHARLEY HUBBARD, E, Morris Harvey 28. HAL QUINN, G, SMU 29. JOHN CONSIDINE, T, Purdue

## 1952

1. FRANK GIFFORD, B, USC 2. RAY BECK, G, Georgia Tech 3. DON HEINRICH, (f), QB, Washington 4A. MERWIN HODEL, B, Colorado (choice from Texas) 4B. DON MENASCO, E, Texas 5. BOB PATTON, T, Clemson 6. JIM MacKENZIE, T, Kentucky 7. VAL JOE WALKER, (f), B, SMU 8. BILLY SHIPP, (f), T, Alabama 9. JOHN KASTAN, B, Boston U. 10. PAT KNIGHT, E, SMU 11. CHARLIE HARRIS, C, California 12. DICK OCHOA, B, Texas 13. PAT BRADY, B, Nev.-Reno 14. HAL MITCHELL, T, UCLA 15. PAUL BISCHOFF, E, W. Virginia 16. PAUL BURNS, G, Notre Dame 17. BOB KARPE, T, California 18. GENE LITTLE, G, Rice 19. FRANK CAHILL, E, N. Illinois 20. REX BOGGAN, (f), T, Mississippi 21. JIM CREAMER, C, Michigan St. 22. BOB RALEY, B, Texas 23. BOB BICKEL, B, Duke 24. WES MITCHELL, E, Pacific 25. BILL KELLEY, C, Pacific 26. TOM LAVERY, E, Boston U. 27. DUANE MORRISON, B, Arizona St. 28. ALTON PATTERSON, T, McMurry 29. JIM DILLON, B, California 30. JOE ARNOLD, G, Texas

## 1953

1. BOBBY MARLOW, B, Alabama 2. EDDIE CROWDER, QB, Oklahoma 3. CAL ROBERTS, T, Gustavus Adolphus 4. EVERETT DOUGLAS, T, Florida 5. BUFORD LONG, B, Florida. 6. BOB PEVIANI, G, USC 7. DON BRANBY, E, Colorado 8. DON BECK, B, Notre Dame/Army 9. JIM GRAY, B, Panola J.C. 10A. DARROW COOPER, E, Texas A&M (choice from Washington) 10B. CHARLIE MALOY, QB, Holy Cross 11. JIM RUEHL, C, Ohio St. 12. JOE MATESIC, T, Arizona St. 13. JACK McSHULSKI, E, Kansas St./Army 14. J.J. HALL, B, Florida 15. DICK BOWMAN, G, Oklahoma 16. BILL SKYVSKUS, G, Syracuse 17. DON RHODEN, C, Rice 18. PHIL SUWALL, B, W. Maryland 19. HAL LEHMAN, T, S. Mississippi 20. DICK CHRISTIANSEN, E, Arizona 21. GENE BULLARD, T, Louisiana Col. 22. MIKE KELLEY, E, Florida 23. TED KUKOWSKI, C, Syracuse/Navy 24. CHARLEY KUBES, G, Minnesota 25. DAN DRAKE, B, Rice 26. BILL WETZEL, B, Syracuse 27. ROSIE BROWN, T, Morgan St. 28. JOE RAMONA, G, Santa Clara 29. BOB GRIFFIS, G, Furman 30. STAVROS CANAKES, G, Minnesota

## 1954

1. Choice to Green Bay 2. KEN BUCK, E, Pacific 3. CLYDE BENNETT, E, S. Carolina 4. DICK NOLAN, B, Maryland 5. EARL PUTNAM, T, Arizona St. 6. GEORGE JACOBY, T, Ohio St. 7. WAYNE BERRY, B, Washington St. 8. RALPH STARKEY, T, W. Virginia 9. PETE O'GARRA, E, UCLA 10. JOHN STEINBERG, E, Stanford 11. TOM FITZPATRICK, G, Villanova 12. WENDELL GULSETH, T, Wisconsin 13. BOB TOPP, E, Michigan 14. BOBBY EPPS, B, Pittsburgh 15. JIM SWAN, G, Denver 16. GEORGE RICE, B, Iowa 17. JACKIE PARKER, B, Mississippi St. 18. CRAWFORD MIMS, G, Mississippi 19. BOB KING, G, S. Carolina 20. GENE SNIPE, E, Austin 21. REX CORLESS, B, Michigan St. 22. JOE COLLIER, E, Northwestern 23. PETE MANGUM, B, Mississippi 24. BILL HARRIS, T, LSU 25. BILL BAKER, B, Washburn 26. GEORGE VanZANDT, B, Long Beach C.C. 27. BOB CLATTERBUCK, B, Houston 28. JIM PARTRIDGE, B, Tulane 29. BILL MOTE, T, Florida St. 30. JIM GIBSON, T, USC

## 1955

1. JOE HEAP, B, Notre Dame 2. Choice to Los Angeles 3A. ROSEY GRIER, T, Penn St. (Choice from Los Angeles) 3B Choice to Chicago Cards 4. Choice to Baltimore 5. MEL TRIPLETT, B, Toledo 6. RON LOCKLIN, E, Wisconsin 7. Choice to Washington 8. JIMMY PATTON, B, Mississippi 9. Choice to Baltimore 10. LEA PASLAY, B, Mississippi 11. BILL HILLEN, E, W. Virginia 12. HANK BURNINE, (f), E, Missouri 13. JOHN DAMORE, C, Northwestern 14. ELWOOD KETTLER, B, Texas A&M 15. ED STOWERS, E, Wake Forest 16. DAVE KRAGTHROPE, G, Utah St. 17. BOB BILLS, B, BYU 18. JOE STOUT, B, Temple 19. JOHN JACOBS, E, Colby 20. Choice to Green Bay 21. GARY DILBY, C, LSU 22. AL DOGGETT, B, LSU 23. JERRY CALLAHAN, B, Colorado St. 24. MATT VUJEVICH, B, San Jose St. 25. KEN DEMENT, T, SE Missouri St. 26. ABE COHEN, G, Tenn.-Chattanooga 27. PAUL BLANDA, B, Pittsburgh 28. AL CROW, T, William & Mary 29. HAROLD JACKSON, B, Southern 30. BILL POOLE, B, Oregon

## 1956

1. Choice to Los Angeles 2. HENRY MOORE, B, Arkansas 3. SAM HUFF, T, W. Virginia 4. JIM KATCAVAGE, E, Dayton 5. DON CHANDLER, B, Florida 6. FRED CASON, B, Florida 7. RON NERY, T, Kansas St. 8. DON HOLLEDER, E, Army 9. KEN BRADEN, C, E. Texas St. 10. JOHNNY HERMANN, B, UCLA 11. DICK MOLONEY, B, Kentucky 12. Choice to Washington 13. EDDIE CRAWFORD, (f), B, Mississippi 14. JOHN McMULLAN, G, Notre Dame 15. RON MELNIK, T, Army 16. AL PORTNEY, T, Missouri 17. TOM MOONEY, T, Miami (Ohio) 18. MATT BOONE, B, N. Carolina Cen. 19. RAY DETRING, B, Missouri 20. MIKE FALLS, G, Minnesota 21. DON McCOMB, E, Villanova 22. JERRY HARKRADER, B, Ohio St. 23. BOB McCOOL, B, Mississippi 24. GERRY HUTH, G, Wake Forest 25. HARRY SPEERS, B, Florida 26. BEV BULLER, B, Kansas 27. GERRY NESBITT, B, Arkansas 28. BILL FULLER, T, Arkansas 29. JIM NELSON, G, Duke 30. WAYNE WILLIAMS, E, E. Illinois

## 1957

1. Choice to Los Angeles 2. SAM DeLUCA, T, S. Carolina 3. DENNIS MENDYK, B, Michigan St. 4. Choice to Los Angeles 5. LARRY WESLEY, T, Florida 6. BOB HOBERT, T, Minnesota 7. CHUCK CURTIS, QB, TCU 8. JOHN BOOKMAN, B, Florida 9. DON MAYNARD, B, Texas-El Paso 10. GORDON MASSA, C, Holy Cross 11. PAT BURKE, G, Michigan St. 12. Choice to Green Bay 13. RON BENNETT, E, Mississippi St. 14. DEAN HESSE, T, E. Texas St. 15. JULIUS DERRICK, E, S. Carolina 16. LOU DEUTSCHMANN, B, LSU 17. JERRY STONE, C, Mississippi 18. JIM EATON, E, Florida 19. RONNIE MORRIS, B, Tulsa 20. LANEAIR ROBERTS, E, Georgia 21. JOE SMALTZ, B, John Carroll 22. JIM NEIMANN, B, Cincinnati 23. JACK HEALEY, B, Maryland 24. DON

## GIANTS DRAFTS SINCE 1936

HICKS, T, Florida 25. JERRY GOEBEL, C, Michigan 26. EMMETT ZALENKA, G, Tulane 27. CARL BRAWLEY, T, Sul Ross 28. CORKY GAINES, G, S. Carolina 29. MIKE BOWMAN, G, Princeton 30. DON GEST, E, Washington St.

## 1958

1. PHIL KING, B, Vanderbilt 2. FRANK YOUSOU, T, Minnesota 3. Choice to Green Bay 4. DONNIE CARAWAY, B, Houston 5A. DICK DAY, T, Washington 5B. BOBBY JOE CONRAD, B, Texas A&M (choice from Baltimore) 6. BILLY LOTT, B, Mississippi 7. VERNON VAUGHN, E, Md.-E. Shore 8. DON SUTHERIN, B, Ohio St. 9. RON KISSELL, T, Pittsburgh 10. HERB DRUMMOND, B, Central St. (Ohio) 11. SID WILLIAMS, B, Wisconsin 12. GERRY HERSHEY, T, Syracuse 13A. GEORGE KURKER, T, Tufts (choice from Chicago Bears) 13B. DON HERNDON, B, Tampa 14. C.R. ROBERTS, B, USC 15. NORM SIXTA, T, Minnesota 16. JOHN WEST, T, Mississippi 17. JACK HARRISON, C, Duke 18. DICK FUSCO, T, Middlebury 19. ERNIE JACKSON, B, Syracuse 20. JOE CLEMENTS, B, Texas 21. CHARLIE HANSEN, C Tulane 22. CLEVE WESTER, T, Auburn 23. BILLY HURST, B, Mississippi 24. MAX BROD, B, Texas Tech 25. WAYNE HAENSEL, T, S. Dakota 26. DAVE BURKHOLDER, G, Minnesota 27. DICK BRONSON, T, USC 28. BOB WAITERS, E, Lincoln (Mo.) 29. LOU PITNEY, C, New Haven 30. BILLY LUMPKIN, E, No. Alabama

## 1959

1. LEE GROSSCUP, QB, Utah 2. BUDDY DIAL, E, Rice 3. JOE MORRISON, B, Cincinnati 4. Choice to Detroit 5. ELLISON KELLY, G, Michigan St. 6. Choice to Cleveland 7. Choice to Green Bay. 8. Choice to Chicago Bears 9. JACK DELVEAUX, B, Illinois 10. BOB PEPE, E, N. Carolina St. 11. BOB SAWYER, B, Wyoming 12. CHARLIE FLOWERS, B, Mississippi 13. JOHN KOMPARA, T, S. Carolina 14. ROGER ELLIS, C, Maine 15. BOB BERGICH, B, Michigan St. 16. BOB SOLTIS, B, Minnesota 17. GOOSE GONSOLIN, E, Baylor 18. AL ECUYER, G, Notre Dame 19. GEORGE SCOTT, B, Miami (Ohio) 20. JERRY SHETLER, G, Minnesota 21. FRED SWEARINGEN, G, N. Carolina 22. GALE GIBSON, E, Iowa St. 23. FRANK KREMBLAS, QB, Ohio St. 24. CHARLEY JAMES, B, Missouri 25. LOU REALE, C, Buffalo 26. FRANK DORETTI, C, California 27. JOE BISCAHA, E, Richmond 28. DOLPHIUS WILLIAMS, T, Morgan St. 29. HENRY CHRISTOPHER, E, SMU 30. DAVE SINGTON, T, Alabama

## 1960 (Drafted 11th)

1. LOU CORDILEONE, T, Clemson 2. Choice to Baltimore 3. JIM LEO, DE, Cincinnati 4. Choice to Washington 5. Choice to St. Louis 6. GEORGE BLAIR, B, Mississippi 7. BOB YATES, T, Syracuse 8. FRED HAGEMAN, C, Kansas 9. BOB ANDERSON, HB, Army 10. BOB SIMMS, E, Rutgers 11. DALE REMS, T, Purdue 12. PETE HALL, QB, Marquette 13. JAMES VARNADO, FB, Southern 14. DOUG CLINE, FB, Clemson 15. WALTER BEACH, HB, Cen. Michigan 16. BILL BECK, T, Gustavus Adolphus 17. DAVID BAKER, E, Syracuse 18. TONY POLYCHRONIS, T, Utah 19. JIM WEBSTER, HB, Marquette 20. BILL GORMAN, T, McMurtry

## 1961 (Drafted 11th)

1. Choice to Baltimore 2. (A) BOBBY GAITERS, HB, New Mexico St. (Choice from Washington) 3. (B) BRUCE TARBOX, G, Syracuse 3. Choice to Washington 4. (A) BEN DAVIDSON, DT, Washington (Choice from Los Angeles) 4. (B) Choice to Philadelphia 5. JERRY DANIELS, E, Mississippi 6. GREG LARSON, T-C, Minnesota 7. JIMMY COLLIER (f), E, Arkansas 8. ALLEN GREEN, C, Mississippi 9. MOSES GRAY, T, Indiana 10. GLEN KNIGHT, E, Shaw 11. ROBERT BENTON, T, Mississippi 12. JACK MOYNIHAN, QB, Holy Cross 15. JERRY FIELDS, HB, Ohio St. 14. EUGENE WHITE, B, Florida A&M 15. CODY BINKLEY (f), C, Vanderbilt 16. BERNIE VISHNESKI, DT, VPI 17. SYLVESTER COOPER, DT, Bakersfield JC 18. KEN DesMARAIS, C, Holy Cross 19. BOB REUBLIN, FB, Bowling Green 20. DON MCKETA, B, Washington

## 1962 (Drafted 13th)

1. JERRY HILLEBRAND, LB, Colorado 2. BOB BILL, T, Notre Dame 3. Choice to Green Bay 4. GLYNN GRIFFING (f), QB, Mississippi 5. (A) BOOKIE BOLIN (f), G, Mississippi (Choice from Minnesota) 5. (B) CURTIS MIRANDA, LB, Florida A&M, (Choice from Los Angeles) 5. (C) Choice to St. Louis 6. (A) BILL TRIPLETT, RB, Miami (Ohio) (Choice from Los Angeles) 6. (B) Choice to Dallas 7. KEN BYERS, DT, Cincinnati 8. Choice to Chicago 9. REED BOHOVICH, T, Lehigh 10. J.R. WILLIAMS (f), C, Fresno St. 11. DAVE BISHOP, LB, Connecticut 12. AL GURSKY (f), HB, Penn St. 13. BILLY JOE BOOTH, T, LSU 14. GREG MATHER, E-K, Navy 15. JOE TAYLOR, HB, N. Carolina A&T 16. ROGER JOHNSON, HB, Oregon St. 17. KEN SCHAFFER, T, Marquette 18. BILL WINTER, LB, St. Olaf 19. ROBERT STEM, C, Syracuse 20. JIM MOSS, T, S. Carolina

## 1963 (Drafted 13th)

1. Choice to St. Louis 2. FRANK LASKY (f), T, Florida 3. DICK SKELLY, RB, Florida 4. Choice to Green Bay 5. (A) DAVID HILL, T, Auburn (Choice from Dallas) 5. (B) LOU SLABY, LB, Pittsburgh 6. ROBERT PETRICH, T, W. Texas St. 7. (A) DAVID HOPPMAN, RB, Iowa St. (Choice from Minnesota) 7. BURT PETKUS, G, Northwestern 8. DAVE HERMAN (f), G, Michigan St. 9. BOB TAYLOR, DE, Maryland St. 10. MIKE TALIAFERRO (f), QB, Illinois 11. DON MCKINNON, C, Dartmouth 12. ED ADAMCHIK (f), G, Pittsburgh 13. JIM MOSS, RB, W. Virginia 14. JOE WILLIAMS, RB, Iowa 15. LANE HOWELL, T, Grambling 16. CHARLIE KILLETT (f), RB, Memphis St. 17. ROBERT McADAMS, T, N. Carolina Col. 18. WILLIAM PASHE, RB, Geo. Washington 19. BUCK BUCHANAN, DE, Grambling 20. HOMER JONES, E, Texas Southern

## 1964 (Drafted 13th)

1. JOE DON LOONEY, RB, Oklahoma 2. STEVE THURLOW, HB, Stanford 3. Choice to Green Bay 4. (A) Choice to Minnesota 4. (B) MATT SNELL, FB, Ohio St. (Choice from Los Angeles) 4. (C) GEORGE SEALS, DE, Missouri (Choice from St. Louis) 5. TONY DIMIDIO, DT, W. Chester St. 6. HENRY SCHICHTLE, QB, Wichita 7. ROGER ANDERSON, DT, Virginia Union 8. (A) GARY WOOD, QB, Cornell 8. (B) RAY POPP (f), G, Pittsburgh (Choice from Philadelphia) 9. MICKEY BITSKO, LB, Dayton 10. JAMES MORAN, DT, Idaho 11. GLEN CONDREN (f), DE, Oklahoma 12. JIM McNAUGHTON, E, Utah St. 13. JOHN DEIBERT (f), T, Penn St. 14. WILLIAM HARRIS, HB, Colorado 15. CHUCK HINTON (f), C, Mississippi 16. WYNN LEMBRIGHT, T, Toledo 17. DAVE HUMENIK (f), T, Notre Dame 18. JAMES D. GARRETT, HB, Grambling 19. FRANK KINARD (f), HB, Mississippi 20. TONY GIBBONS, T, John Carroll

## 1965 (Drafted 1st)

1. TUCKER FREDERICKSON, FB, Auburn 2. Choice to Minnesota 3. (A) Choice to San Francisco 3. (B) CHUCK MERCEIN, FB, Yale (Choice from Pittsburgh) 3. (C) BOB TIMBERLAKE, QB, Michigan (Choice from Dallas through Green Bay) 4. HENRY CARR, DB, Arizona St. 5. (A) Choice to Detroit 5. (B) FRANK LAMBERT, P, Mississippi (Choice from Washington) 6. Choice to Baltimore 7. Choice to Green Bay 8. WILLIE WILLIAMS, DB, Grambling 9. JONN FRICK, DE, Ohio 10. BEN CRENSHAW, DB, Jackson St. 11. ERNIE KOY, RB, Texas 12. JIM CARROLL, LB, Notre Dame 13. CARL LOCKHART, DB, N Texas St. 14. OLEN UNDERWOOD, LB, Texas 15. MIKE GIERS, G, USC 16. THOMAS GOOD (f), B, Marshall 17. DAVE POWLESS, T, Illinois 18. MIKE CICCOLELLO (f), LB, Dayton 19. SMITH REED, HB, Alcorn A&M 20. JOHN TOROK, QB, Arizona St

## 1966 (Drafted alternately 8-7-9)

1. FRANCIS PEAY, T, Missouri 2. DON DAVIS, DT, Los Angeles St. 3. TOM FISHER (f), LB, Tennessee 4. Choice to Detroit 5. BILL BRIGGS, DE, Iowa 6. Choice to Cleveland 7. PHIL HARRIS, HB, Texas 8. (A) CHARLIE HARPER, G, Oklahoma St. (Choice from Pittsburgh) 8. (A) BILL MATAN, DE, Kansas St. 9. FREEMAN WHITE, LB-TE, Nebraska 10. JEFF SMITH, LB, USC 11. CLIFF WILDER, E, Iowa 12. KEN AVERY (f), LB, So. Mississippi 13. JIM FULGHAM, T, Minnesota 14. HOWARD McCARD, G, Syracuse 15. STEVE BOWMAN, HB, Alabama 16. SAM PRICE, RB, Illinois 17. GARY EICKMAN, T, Illinois 18. KAI ANDERSON (f), C, Illinois 19. BOBBY CROCKETT, E, Arkansas 20. RANDY MINNIEAR, RB, Purdue

## 1967 (Drafted 1st)

1. Choice to Minnesota 2. Choice to Minnesota 3. Choice to Cleveland 4. LOUIS THOMPSON, DT, Alabama 5. DAVE LEWIS, HB, Stanford 6. Choice to Minnesota 7. Choice to Green Bay 8. SCOTT EATON, DB, Oregon St. 9. FRED FREEMAN, DT, Mississippi Valley 10. RICHARD STEBBINS, E, Grambling 11. PETE PIFER, FB, Oregon St. 12. BOB SHORTAL, LB, Dayton 13. TOM STIDHAM, K, Oklahoma 14. BILL BATES, K, Missouri 15. TOM REALE, T, So. Connecticut 16. BILL SEMAN, G, NE. Missouri 17. GARY ROWE, HB, N. Carolina St.

## 1968 (Drafted alternately 15-14)

1. Choice to Minnesota 2. RICH BUZIN, T, Penn St. 3. BOBBY DUHON, RB, Tulane 4. Choice to Dallas 5. Choice to Baltimore 6. Choice to Cleveland 7. DOUG CHATMAN, DE, Jackson St. 8. Choice to San Francisco 9. JOE KOONTZ, E, San Francisco St. 10. Choice to Green Bay 11. HENRY DAVIS, DE, Grambling 12. JAMES HOLIFIELD, DB, Jackson St. 13. JOHN GALLAGHER, DE, Boston U. 14. BILL MOREMAN, RB, Florida St. 15. MCKINLEY BOSTON, G, Minnesota 16. KEN PARKER, DB, Fordham 17. LARRY KOHN, TE, Georgia

## 1969 (Drafted alternately 13-15-14)

1. FRED DRYER, DE, San Diego St. 2. Choice to Minnesota 3. (A) VERNON VANOY, DE, Kansas

## GIANTS DRAFTS SINCE 1936

(Choice from Detroit) 3. (B) Choice to Los Angeles 4. RICH HOUSTON, FL, E. Texas St. 5. Choice to New Orleans 6. Choice to Cleveland 7. AL BRENNER, DB, Michigan St. 8. GEORGE IRBY, RB, Tuskegee 9. RAY HICKL, LB, Texas A&I 10. LOU GALIARDI, DT, Dayton 11. JONN FUQUA, RB, Morgan St. 12. HARRY BLACKNEY, RB, Maryland 13. RICHARD PERRIN, DB, Bowling Green 14. STEVE SMITH, K, Weber St. 15. DON HERRMANN, FL, Waynesburg 16. BYRON JONES, LB, W. Texas St. 17. KEN RILEY, LB, Arlington St.

**1970** (Drafted alternately 15-12)

1. JIM FILES, LB, Oklahoma 2. Choice to St Louis 3. Choice to Atlanta 4. (A) Choice to Pittsburgh 4 (B) WESLEY GRANT, DE, UCLA (Choice from Detroit) 5. CLAUDE BRUMFIELD, G, Tennessee St. 6. DUANE MILLER, WR, Drake 7. Choice to Atlanta 8. Choice to Atlanta 9. PAT HUGHES, C, Boston U. 10. MATT FORTIER, DE, Fairmont St. 11. ALAN PITCAITHLEY, RB, Oregon 12. LARRY NELS, LB, Wyoming 13. GARY INSKEEP, T, Stout 14. RODNEY BRAND, C, Arkansas 15. WARREN MUIR, RB, S. Carolina 16. VICTOR NOLTING, DB, Xavier 17. WALTER BREAU, DT, Grambling

**1971** (Drafted 18th)

1. ROCKY THOMPSON, WR, W. Texas St. 2. WAYNE WALTON, T-C, Abilene Christian 3. RON HORNSBY, LB, SE Louisiana 4. DAVID TIPTON, DT, Stanford 5. Choice to San Francisco 6. Choice to Atlanta 7. Choice to Houston 8. TED GREGORY, DE-LB, Delaware 9. ED THOMAS, LB, Lebanon Valley 10. HENRY REED, LB, Weber St. 11. MARK ELLISON, G, Dayton 12. TOM BLANCHARD, QB-P, Oregon 13. DAVE ROLLER, DT, Kentucky 14. CHARLIE EVANS, RB, USC 15. JIM WRIGHT, LB, Notre Dame 16. DICK GIBBS, TE, UTEP 17. COLEMAN ZENO, WR, Grambling

**1972** (Drafted alternately 3-2)

1. (A) Choice to Chicago 1. (B) ELDRIDGE SMALL, DB, Texas A&I (Choice from Los Angeles through New England 1.(C) LARRY JACOBSON, DE, Nebraska (Choice from Minnesota) 2. Choice to San Francisco 3. (A) JOHN MENDENHALL, T, Grambling 3. (B) TOM MOZISEK, RB, Houston (Choice from Los Angeles) 4. Choice to Pittsburgh 5. TOM GATEWOOD, WR, Notre Dame (Choice from Los Angeles through Washington) 5 (B) LARRY EDWARDS, LB, Texas A&I 6. JOHN HILL, C, Lehigh 7. (A) Choice to Pittsburgh 7. (B) MIKE ZIKAS, DT, Notre Dame (Choice from Washington) 8. TOM MABRY, T, Arkansas 9. ED RICHARDSON, RB, Southern U. 10. JOHN ODOM, DB, Texas Tech 11. JOHN ROBERTSON, DB, Kansas St. 12. JAY ANDERSON, DT, Mayville St. 13. CHUCK HEARD, DE, Georgia 14. JAMES EVANS, LB, S. Carolina St. 15. KEN KAVANAUGH JR., TE, LSU 16. NEOVIA GREYER, DB, Wisconsin 17. JOHN SEYFERTH, RB, Michigan

**1973** (Drafted alternately 16-15-17)

1. Choice to Cleveland 2. (A) BRAD VAN PELT, LB, Michigan St. (Choice from Minnesota) 2. (B) Choice to San Francisco 3. RICH GLOVER, DT, Nebraska 4. Choice to Atlanta 5. LEON McQUAY, RB, Tampa 6. WADE BRANTLEY, DT, Troy St. 7. RON FREEMAN, TE, VANDERBILT 8. GEORGE HASENHORHL, DT, Ohio St. 9. T.Y. PAINE, QB, Washington St. 10. WALTER LOVE, DB, Westminster (Utah) 11. WILLIAM WIDEMAN, DT, N. Carolina A&T 12. RON LUMPKIN, DB, Arizona St. 13. CLIFTON DAVIS, RB, Alcom A&M 14. BRIAN KELLEY, LB, Cal Lutheran 15. CARL SCHAUKOWITZ, G, Penn St. 16. BEN NITKA, K, Colorado Col. 17. JOHN BILLIZON, DE, Grambling

**1974** (Drafted alternately 3-2)

1. JOHN HICKS, G, Ohio St. 2. TOM MULLEN, G, SW Missouri St. 3. RICK DVORAK, DE-LB, Wichita St. 4. CARL SUMMERELL, QB, E. Carolina 5.(A) DON CLUNE, WR, Penn 5. (B) CLYDE POWERS, DB, Oklahoma (Choice from Kansas City) 6. JIM PIETRZAK, T, E. Michigan 7. MARTY WOOLBRIGHT, TE, S. Carolina 8. EZIL BIBBS, DE, Grambling 9. JIM RATHJE, RB, N. Michigan 10. RAY RHODES, WR, Tulsa 11. BOBBY BROOKS, DB, Bishop 12. JAMES SIMS, DB, USC 13. DENNIS COLVIN, T, SW Texas St. 14. MIKE HAYNES, T, Virginia St. 15. LARRY JONES, WR, NE Missouri St. 16. BUDDY BROWN, G, Alabama 17. STEVE CROSBY, RB, Fort Hays St.

**1975** (Drafted alternately 2-1)

1. Choice to Dallas 2. AL SIMPSON, T, Colorado St. 3. (A) Choice to Denver 3 (B) DANNY BUGGS, WR, W Virginia (Choice from San Francisco) 4. ROBERT GIBLIN, DB, Houston 5. Choice to Miami 6. Choice to Baltimore 7. JIM OBRADOVICH, TE, USC 8. JOHN TATE, LB, Jackson St. 9. MIKE MAHONEY, WR, Richmond 10. TERRY McCLOWRY, LB, Michigan St. 11. GEORGE MARTIN, DE, Oregon 12. MARSH WHITE, RB, Arkansas 13. RICKY TOWNSEND, PK, Tennessee

14. Choice to Miami 15. JIM O'CONNOR, RB, Drake 16. JIM MICLOS, TE, Ball St. 17. RONDY COLBERT, DB, Lamar

**1976** (Drafted alternately 13-12-14)

1. TROY ARCHER, DE, Colorado 2. Choice to Dallas 3. Choice to Green Bay 4. (A) GORDON BELL, RB, Michigan (Choice from San Francisco) 4 (B) HARRY CARSON, LB, S. Carolina St. 5. MELVIN WILSON, DB, Cal. St.-Northridge 6. (A) DAN LLOYD, LB, Washington (from New England) 6. (B) Choice forfeited 7. Choice to Buffalo 8. JOHN JORDAN, DT, Indiana 9. Choice to San Diego 10. JOHN THOMAS, RB, Valley City St. 11. CRAIG BRANTLEY, WR, Clemson 12. JERRY GOLSTEYN, QB, Illinois 13. RICK CASWELL, KR, Kentucky 14. JERRY MULLANE, LB, Lehigh 15. EDDIE MORGAN, DT, Arkansas St. 16. DAVID LAWSON, K, Air Force 17. STEVE CURNUTTE, DB, Vanderbilt

**1977** (Drafted alternately 5-4)

1. GARY JETER, DT, USC 2. JOHNNY PERKINS, WR, Abilene Christian 3. Choice to Chicago 4. MIKE VAUGHAN, T, Oklahoma 5. RANDY DEAN, QB, Northwestern 6. (A) BOB JORDAN, T, Memphis St. 6. (B) EMERY MOOREHEAD, WR-RB, Colorado (Choice from Miami) 7. (A) Choice to Green Bay 7. (B) AL DIXON, TE, Iowa St. (Choice from Houston) 8. (A) BILL RICE, DT, BYU 8. (B) OTIS RODGERS, LB, Iowa St. (Choice from San Francisco) 9. KEN MULLINS, DE, Florida A&M 10. MIKE JONES, WR, Minnesota 11. BILL HELMS, TE, San Diego St. 12. ELMO SIMMONS, RB, Texas-Arlington

**1978** (Drafted alternately 10-9-8-7)

1. GORDON KING, T, Stanford 2. ODIS MCKINNEY, DB, Colorado 3. Choice to Miami 4. BILLY TAYLOR, RB, Texas Tech 5. (A) TERRY JACKSON, DB, San Diego St. 5. (B) JIM KRAHL, DT, Texas Tech (Choice from Minnesota) 5. (C) BRIAN DeROO, WR, Redlands (Choice from Denver) 6. RANDY PASS, G-C, Georgia Tech 7. DAN DOORNINK, RB, Washington St. 8. JEFF GRADY, LB, Florida A&M 9. BILL SWIACKI, TE, Amherst 10. (A) GREG JORGENSEN, G, Nebraska (Choice from New Orleans) 10. (B) Choice to Green Bay 11. DENNIS HELM, DT, SW Missouri St. 12. GREG LAWSON, RB, W. Illinois

**1979** (Drafted alternately 7-8)

1. PHIL SIMMS, QB, Morehead St. 2. EARNEST GRAY, WR, Memphis St. 3. Choice to Miami 4. PHIL TABOR, DE, Oklahoma 5. CLEVELAND JACKSON, TE, UNLV 6. (A) BOB TORREY, RB, Penn St. 6. (B) EDDIE HICKS, RB, E. Carolina (Choice from Philadelphia) 7. STEVE ALVERS, TE, Miami (Fla.) 8. (A) D.K. PERRY, DB, SMU 8. (B) ROY SIMMONS, G, Georgia Tech (Choice from Detroit) 9. TOM RUSK, LB, Iowa 10. JOHN FOWLER, G, Kentucky 11. (A) MIKE MINCE, DB, Fresno St. 11. (B) KEN JOHNSON, RB, Miami (Fla.) (Choice from Detroit) 12. TIM GILLESPIE, G, N. Carolina St.

**1980** (Drafted alternately 8-7)

1. MARK HAYNES, CB, Colorado 2. Choice to Pittsburgh 3. MYRON LAPKA, DT, USC 4. DANNY PITTMAN, WR, Wyoming 5. TONY BLOUNT, DB, Virginia 6. SCOTT BRUNNER, QB, Delaware 7. (A) Choice to Oakland 7. (B) DARRYL HEBERT, DB, Oklahoma (Choice from Seattle) 7. (C) CHRIS LINNIN, DE, Washington (Choice from Cleveland) 8. KEN HARRIS, RB, Alabama 9. OTIS WONSLEY, RB, Alcorn St. 10. JOE SANFORD, T, Washington 11. STEVE BERNISH, DE, S. Carolina 12. MIKE LANSFORD, K, Washington

**1981** (Drafted alternately 2-4-3)

1. LAWRENCE TAYLOR, LB, N. Carolina 2. DAVE YOUNG, TE, Purdue 3. JOHN MISTLER, WR, Arizona St. 4. CLIFF CHATMAN, RB, Central St. (Okla.) 5. BILL NEILL, DT, Pittsburgh 6. (A) Choice to San Diego 6. (B) MEL HOOVER, WR, Arizona St. 6.(C) EDWARD O'NEAL, RB, Tuskegee 7. LOUIS JACKSON, RB, Cal Poly-SLO 8. (A) JOHN POWERS, G, Michigan 8. (B) MARK REED, QB, Moorehead St. (Choice from Denver) 8. (C) BILLY ARD, G, Wake Forest (Choice from Oakland) 9. BYRON HUNT, LB, SMU 10. MIKE BARKER, DT, Grambling 11. Choice to San Diego 12. MIKE MAHER, TE, W. Illinois

**1982** (Drafted alternately 18-17-6)

1. BUTCH WOOLFOLK, RB, Michigan 2. JOE MORRIS, RB, Syracuse 3. Choice to Houston 4. GERRY RAYMOND, G, Boston Col. 5. RICH UMPHREY, C, Colorado 6. DARRELL NICHOLSON, LB, N. Carolina 7. JEFF WISKA, G, Michigan St. 8. ROBERT HUBBLE, TE, Rice 9. JOHN HIGGINS, DB, UNLV 10. RICH BALDINGER, T, Wake Forest 11. Choice to New England 12. MARK SEALE,



## GIANTS DRAFTS SINCE 1936

DT, Richmond

**1983** (Drafted alternately 10-9-14-15-12-11)

1. TERRY KINARD, S, Clemson 2. LEONARD MARSHALL, DT, LSU 3. (A) JAMIE WILLIAMS, TE, Nebraska (Choice from San Francisco through L.A. Rams) 3. (B) KARL NELSON, T, Iowa St. 4. Choice to L.A. Rams 5. MALCOLM SCOTT, TE, LSU 6. (A) DARRELL PATTERSON, LB, TCU 6. (B) KEVIN BELCHER, G, UTEP (Choice from Buffalo through L.A. Rams) 7. PERRY WILLIAMS, CB, N. Carolina St. 8. ANDY HEADEN, LB, Clemson 9. ALI HAJI-SHIEK, K, Michigan 10. Choice to New England 11. (A) LEE JENKINS, DB, Tennessee (Choice from Houston) 11. (B) CLENZIE PIERSON, DT, Rice 12. (A) ROBBIE JONES, LB, Alabama (Choice from Houston) 12. (B) FRANK MAGWOOD, WR, Clemson 12. (C) JOHN TUGGLE, RB, California (Choice from Washington)

**1984** (Drafted 3rd)

1. CARL BANKS, LB, Michigan St. 1. (B) WILLIAM ROBERTS, T, Ohio St. (Choice from Washington) 2. Choice to Washington 3. JEFF HOSTETLER, QB, W. Virginia 4. (A) CONRAD GOODE, T, Missouri 4. (B) GARY REASONS, LB, Northwestern St. (La.) (Choice from Denver) 5. CLINT HARRIS, DB, E. Carolina 6. JIM SCOTT, DE, Clemson 7. LIONEL MANUEL, WR, Pacific 8. Choice to San Diego 9. Choice to Houston 10. (A) DAVE JORDAN, G, Auburn 10. (B) HEYWARD GOLDEN, DB, S. Carolina St. (Choice from San Diego) 11. FRANK CEPHOUS, RB, UCLA 12. LAWRENCE GREEN, LB, Tenn -Chattanooga

**1984 SUPPLEMENTAL** (Drafted 3rd)

1. GARY ZIMMERMAN, T, Oregon 2. JAMES ROBINSON, DT, Clemson 3. KIRBY WARREN, RB, Pacific

**1985** (Drafted alternately 19-18-17-16-20)

1. GEORGE ADAMS, RB, Kentucky 2. STACY ROBINSON, WR, N. Dakota St. 3. (A) TY DAVIS, DB, Clemson (Choice from Houston) 3. (B) BRIAN JOHNSTON, C, N. Carolina 4. MARK BAVARO, TE, Notre Dame 5. TRACY HENDERSON, WR, Iowa St. 6. (A) JACK OLIVER, G, Memphis St. 6. (B) MARK PEMBROOK, DB, Cal. St.-Fullerton (Choice from Seattle) 7. Choice to L.A. Raiders 8. LEE ROUSON, RB, Colorado 9. FRANK WRIGHT, DT, S. Carolina 10. GREGG DUBROC, LB, LSU 11. AL YOUNG, DB-KR, Virginia Tech 12. HERB WELCH, DB, UCLA

**1986** (Drafted alternately 19-18-21-20)

1. ERIC DORSEY, DE, Notre Dame 2. (A) MARK COLLINS, CB, Fullerton St. (Choice from San Diego through Minnesota) 2. (B) ERIK HOWARD, DT, Washington St. 2. (C) Thomas "PEPPER" JOHNSON, LB, Ohio St. (Choice from Denver) 2. (D) GREG LASKER, S, Arkansas (Choice from LA Raiders through Minnesota) 3. JOHN WASHINGTON, DE, Oklahoma St. 4. Choice to L.A. Raiders 5. VINCE WARREN, WR, San Diego St. 6. (A) RON BROWN, WR, Colorado (Choice from Tampa Bay through Denver) 6. (B) SOLOMON MILLER, WR, Utah St. 7. JON FRANCIS, RB, Boise St. 8. STEVE CISOWSKI, T, Santa Clara 9. JIM LUEBBERS, DE, Iowa St. 10. JERRY KIMMEL, LB, Syracuse 11. LEN LYNCH, G, Maryland 12. Choice to Philadelphia

**1987** (Drafted 28th)

1. MARK INGRAM, WR, Michigan State 2. (A) ADRIAN WHITE, DB, Florida (Choice from Denver) 2. (B) (Choice to Miami through St. Louis) 3. STEPHEN BAKER, WR, Fresno State 4. ODESSA TURNER, WR, N.W. Louisiana 5. PAUL O'CONNOR, G, Miami 6. (A) TIM RICHARDSON, RB, Pacific (Choice from L.A. Rams) 6. (B) DOUG RIESENBERG, T, California 7. Choice to St. Louis 8. ROD JONES, TE, Washington 9. (A) STAN PARKER, G, Nebraska (Choice from Indianapolis) 9. (B) DANA WRIGHT, RB, Findlay 10. CHUCK FAUCETTE, LB, Maryland 11. DAVE WALTER, QB, Michigan Tech 12. (A) BILL BERTHUSEN, DT, Iowa State (Choice from L.A. Raiders) 12. (B) CHAD STARK, RB, No. Dakota State (Choice from San Francisco through L.A. Raiders) 12. (C) Choice to Green Bay

**1988** (Drafted alternately 10-9-8)

1. ERIC MOORE, T, Indiana 2. JOHN ELLIOTT, T, Michigan 3. SHELDON WHITE, CB, Miami (Ohio) 4. RICKY SHAW, LB, Oklahoma St. 5. JON CARTER, DE, Pittsburgh 6. DAVID HOULE, G, Michigan State 7. MIKE PEREZ, QB, San Jose State 7. (A) DANTA WHITAKER, TE, Mississippi Valley (Choice from Indianapolis) 8. SAMMY LILLY, DB, Georgia Tech 9. Choice to L.A. Raiders 10. ERIC HICKERSON, DB, Indiana 10. (A) STEVE WILKES, TE, Appalachian State (Choice from San Diego) 11. GREG HARRIS, WR, Troy State 12. DAVID FUTRELL, DT, Brigham Young 12. (A) BRENDAN McCORMACK, DE, South Carolina (Choice from Tampa Bay)

**1989** (Drafted alternately 18-19-20-21-22-23)

1. BRIAN WILLIAMS, C, Minnesota 2. Choice to San Diego 3. BOB KRATCH, G, Iowa 3. (A) GREG JACKSON, S, LSU (Choice from San Diego) 4. LEWIS TILLMAN, RB, Jackson State (Choice from San Diego) 4. (A) BRAD HENKE, DT, Arizona 5. DAVID MEGGETT, RB, Towson State 6. HOWARD CROSS, TE, Alabama 7. DAVE POPP, T, Eastern Illinois (Choice from San Diego) 7. Choice to Indianapolis 8. MYRON GUYTON, DB, Eastern Kentucky 9. A.J. GREENE, DB, Wake Forest 10. RODNEY LOWE, DE, Mississippi 11. JEROME RINEHART, DE, Tennessee-Martin 12. ERIC SMITH, LB, UCLA

**1990** (Drafted 24th)

1. RODNEY HAMPTON, RB, Georgia 2. MIKE FOX, DE, West Virginia 3. GREG MARK, DE, Miami 4. DAVID WHITMORE, S, Stephen F. Austin 5. CRAIG KUPP, QB, Pacific Lutheran 6. Choice to Dallas 7. AARON EMANUEL, RB, USC 8. BARRY VOORHEES, G, Cal State-Northridge 9. CLINT JAMES, DE, LSU 10. OTIS MOORE, DT, Clemson 11. TIM DOWNING, DE, Washington State 12. MATT STOVER, PK, Louisiana Tech

**1991** (Drafted 28th)

1. JARROD BUNCH, RB, Michigan 2. KANAVIS McGHEE, LB, Colorado 3. ED McCAFFREY, WR, Stanford 4. CLARENCE JONES, OT, Maryland 5. ANTHONY MOSS, LB, Florida State 6. COREY MILLER, LB, South Carolina 7. SIMMIE CARTER, DB, Southern Mississippi 8. LAMAR McGRIGGS, S, Western Illinois 9. JERRY BOULDIN, WR, Mississippi State 10. LUIS CRISTOBAL, G, Miami 11. TED POPSON, TE, Portland State 12. LARRY WANKE, QB, John Carroll.

**1992** (Drafted alternately 12-13-14-15)

1. DEREK BROWN, TE, Notre Dame 2. PHILLIPPI SPARKS, CB, Arizona St. 3. AARON PIERCE, TE, Washington 4. KEITH HAMILTON, DE, Pittsburgh 5. MICHAEL WRIGHT, DB, Washington St. 6. STACEY DILLARD, DE, Oklahoma 7. COREY WIDMER, DT, Montana St. 8. KENT GRAHAM, QB, Ohio State 9. ANTHONY PRIOR, DB, Washington St. 10. GEORGE ROOKS, DT, Syracuse 11. NATE SINGLETON, WR, Grambling 12. CHARLES SWANN, WR, Indiana State

**1992 SUPPLEMENTAL**

DAVE BROWN, QB, Duke

**1993** (Drafted alternately 11-10-9)

2. MICHAEL STRAHAN, DE, Texas Southern 3. MARCUS BUCKLEY, LB, Texas A&M 4. GREG BISHOP, T, Pacific 5. TOMMY THIGPEN, LB, North Carolina 6. SCOTT DAVIS, G, Iowa 7. TODD PETERSON, PK, Georgia 8. JESSIE ARMSTEAD, LB, Miami (Fla.)

**1994** (Drafted 24-18-30-30-25-24-25-24)

1. THOMAS LEWIS, WR, Indiana 2a. THOMAS RANDOLPH, CB, Kansas State 2b. JASON SEHORN, S, Southern California 3. GARY DOWNS, RB, N.C. State 4. CHRIS MAUMALANGA, DT, Kansas 5. CHAD BRATZKE, DE, Eastern Kentucky 6. JASON WINROW, G, Ohio State 7. Traded to Denver for WR Arthur Marshall

**1994 SUPPLEMENTAL**

TITO WOOTEN, S, Northeast Louisiana

**1995** (Drafted 17-22-21-20-30-35-19-33-35-17)

1. TYRONE WHEATLEY, RB, Michigan 2. SCOTT GRAGG, T, Montana 3. RODNEY YOUNG, S, LSU 4a. ROB ZATECHKA, G, Nebraska 4b. BEN TALLEY, LB, Tennessee 5. RODERICK MULLEN, S, Grambling 6. Traded to Minnesota for S Vencie Glenn 6a. JAMAL DUFF, DE, San Diego State 6b. CHARLES WAY, FB, Virginia 7. BRYNE DIEHL, P, Alabama

**1996** (Drafted 5-4-5-35-4-15-5)

1. CEDRIC JONES, DE, Oklahoma 2. AMANI TOOMER, WR, Michigan 3. ROMAN OBEN, T, Louisville 4. DANNY KANELL, QB, Florida State 6a. DOUG COLMAN, LB, Nebraska 6b. SCOTT GALYON, LB, Tennessee 7. CONRAD HAMILTON, CB, Eastern New Mexico

**1997** (Drafted 7-6-8-35-7-6-8-7)

1. IKE HILLIARD, WR, Florida 2. TIKI BARBER, RB, Virginia 3a. RYAN PHILLIPS, LB, Idaho 3b. BRAD MAYNARD, P, Ball State 4. PETE MONTY, LB, Wisconsin 5. SAM GARNES, S, Cincinnati



## GIANTS DRAFTS SINCE 1936

6. MIKE CHERRY, QB, Murray State 7. MATT KENELEY, DT, Southern California

**1998** (Drafted 24-25-9-24-24-24)

1. SHAUN WILLIAMS, S, UCLA 2. JOE JUREVICIUS, WR, Penn State 3. BRIAN ALFORD, WR, Purdue 4. Traded third-round selection (85th pick overall) and the Giants fourth-round selection to Philadelphia for the Eagles' third-round pick (70th pick overall). 5. TOBY MYLES, T, Jackson State 6. TODD POLLACK, TE, Boston College 7. BEN FRICKE, C, Houston

**1999** (Drafted 19-18-18-17-16-20-36-19-25)

1. LUKE PETTIGOUT, T, Notre Dame 2. JOE MONTGOMERY, RB, Ohio State 3. DAN CAMPBELL, TE, Texas A&M 4. SEAN BENNETT, RB, Northwestern 5. MIKE ROSENTHAL, T, Notre Dame 6a. LYLE WEST, S, San Jose State 6b. ANDRE WEATHERS, CB, Michigan 7a. RYAN HALE, DT, Arkansas 7b. O.J. CHILDRESS, LB, Clemson

**2000** (Drafted 11th)

1. RON DAYNE, RB, Wisconsin 2. CORNELIUS GRIFFIN, DT, Alabama 3. RON DIXON, WR, Lambuth 4. BRANDON SHORT, LB, Penn State 5. RALPH BROWN, CB, Nebraska 6. DHANI JONES, LB, Michigan 7. JEREMIAH PARKER, DE, California

**2001** (Drafted 22, 16-19-30-29-31-30)

1. WILL ALLEN, CB, Syracuse 3. WILL PETERSON, CB, Western Illinois 4a. CEDRIC SCOTT, DE, Southern Mississippi. 4b. JESSE PALMER, QB, Florida 5a. JOHN MARKHAM, K, Vanderbilt 5b. JONATHAN CARTER, WR, Troy State 7. ROSS KOLODZIEJ, DL, Wisconsin

**2002** (Drafted 14-14-13-17-16-15-34)

1. JEREMY SHOCKEY, TE, Miami 2. TIM CARTER, WR, Auburn 3. JEFF HATCH, T, Penn 4. (Giants traded their first-round pick, No. 15, and their fourth-round pick, No. 110 to Tennessee for the Titans' first-round pick, No. 14) 5. NICK GREISEN, LB, Wisconsin 6. WESLY MALLARD, LB, Oregon 7a. DARYL JONES, WR, Miami 7b. QUINCY MONK, LB, North Carolina.

**2003** (Drafted 25-24-27-26-25-[26-34-38]-[26-35-41])

1. WILLIAM JOSEPH, DT, Miami 2. OSI UMENYIORA, DE, Troy State 3. VISANTHE SHIANCOE, TE, Morgan St. 4. ROD BABERS, DB, Texas 5. DAVID DIEHL, G, Illinois 6a. WILLIE PONDER, DB, S.E. Missouri St. 6b. FRANK WALKER, DB, Tuskegee 6c. DAVID TYREE, ST/WR Syracuse 7a. CHARLES DRAKE, DB, Michigan 7b. WAYNE LUCIER, C, Colorado 7c. KEVIN WALTER, WR, E. Michigan

**2004** (Drafted 4-34-97-136-168-203-253)

1. PHILIP RIVERS (traded to San Diego on draft day for ELI MANNING, QB, Mississippi in a deal that also involved draft picks). 2. CHRIS SNEE, G, Boston College 3. REGGIE TORBOR, LB, Auburn 4. GIBRIL WILSON, S, Tennessee. 5. JAMAAR TAYLOR, WR, Texas A&M 6. DREW STROJNY, T, Duke 7. ISSAC HILTON, DE, Hampton.

**2005** (Drafted 12, 11, 10, 9, 8, 12, 11 [43, 74, 110, 186])

1. Choice to San Diego. 2. COREY WEBSTER, CB, LSU 3. JUSTIN TUCK, DE, Notre Dame 4. BRANDON JACOBS, RB, Southern Illinois 5. Choice to San Diego. 6. ERIC MOORE, DE, Florida State 7. Choice to Tampa Bay.

**2006** (Drafted 32, 12, 32,[27,32], 26, 24 [32, 44, 96, 124, 129, 158, 232])

1. MATHIAS KIWANUKA, DE, Boston College 2. SINORICE MOSS, WR, Miami 3. GERRIS WILKINSON, LB, Georgia Tech 4a. BARRY COFIELD, DT, Northwestern 4b. GUY WHIMPER, T, East Carolina 5. CHARLES PEPRAH, S, Alabama 6. GERRICK McPHEARSON, CB, Maryland.

**2007** (Drafted 20, 19, 18, 17, 16, 15 [14,40], [20, 51, 81, 116, 153, 189, 224, 250])

1. AARON ROSS, CB, Texas 2. STEVE SMITH, WR, Southern California 3. JAY ALFORD, DT, Penn State 4. ZACKARY DeOSSIE, LB, Brown 5. KEVIN BOSS, TE, Western Oregon 6. ADAM KOETS, OT, Oregon State 7a. MICHAEL JOHNSON, S, Arizona. 7b (compensatory selection) AHMAD BRADSHAW, RB, Marshall.

**2008** (Drafted 31, 32, 32, 24, 30 [32, 33] [31, 63, 95, 123, 165, 198, 199])

1. KENNY PHILLIPS, S, Miami 2. TERRELL THOMAS, CB, USC 3. MARIO MANNINGHAM, WR, Michigan. 4. BRYAN KEHL, LB, BYU. 5. JONATHAN T. GOFF, LB, Vanderbilt. 6. ANDRE WOODSON, QB, Kentucky. 6. ROBERT HENDERSON, DE, Southern Mississippi.

**2009** (Drafted 29, [13, 28], [21,36], 29,15, 27,29) [29, 45, 60, 85, 100, 129, 151, 200, 238])

1. HAKEEM NICKS, WR, North Carolina 2. CLINT SINTIM, LB, Virginia 2. WILLIAM BEATTY, OT, Connecticut 3. RAMSES BARDEN, WR, Cal Poly 3. TRAVIS BECKUM, TE, Wisconsin 4. ANDRE BROWN, RB, North Carolina State 5. RHETT BOMAR, QB, Sam Houston State 6. DEANDRE WRIGHT, CB, New Mexico 7. STONEY WOODSON, CB, South Carolina.

**2010** (Drafted 15, 14, 12, 17, 16, 15, 14) [15, 46, 76, 115, 147, 184, 221])

1. JASON PIERRE-PAUL, DE, South Florida 2. LINVAL JOSEPH, DT, East Carolina 3. CHAD JONES, S, LSU 4. PHILLIP DILLARD, LB, Nebraska 5. MITCH PETRUS, G, Arkansas 6. ADRIAN TRACY, LB, William & Mary 7. MATT DODGE, P, East Carolina.

**2011** (Drafted 19, 20, 19, 20, no 5th-rd. pick, {20, 33, 37}, 19 [19, 52, 83, 117, 185, 198, 202, 221])

1. PRINCE AMUKAMARA, CB, Nebraska 2. MARVIN AUSTIN, DT, North Carolina 3. JERREL JERNIGAN, WR, Troy 4. JAMES BREWER, JR. OT, Indiana 6. GREG JONES, LB, Michigan State 6. TYLER SASH, S, Iowa 6. JACQUIAN WILLIAMS, LB, South Florida 7. DA'REL SCOTT, RB, Maryland

**2012** (Drafted 32, 31, 31, (32,36) (), 31, 32)

1. DAVID WILSON, RB, Virginia Tech 2. RUEBEN RANDLE, WR, LSU 3. JAYRON HOSLEY, CB, Virginia Tech 4. ADRIEN ROBINSON, TE, Cincinnati 4. BRANDON MOSLEY, T, Auburn 6. MATT MCCANTS, T, UAB 7. MARKUS KUHN, DT, N.C. State.

**2013** (Drafted 19, 49, 81, 110, 152, (), (225, 253))

1. JUSTIN PUGH, T, Syracuse 2. JOHNATHAN HANKINS, DT, Ohio State 3. DAMONTRE MOORE, DE, Texas A&M 4. RYAN NASSIB, QB, Syracuse 5. COOPER TAYLOR, S, Richmond 7. ERIC HERMAN, G, Ohio 7. MICHAEL COX, RB, Massachusetts.

**2014** (Drafted 12, 43, 74, 113, 152, 174, 187,)

1. ODELL BECKHAM JR., WR, LSU 2. WESTON RICHBURG, C, Colorado State 3. JAYSON BROMLEY, DT, Syracuse 4. ANDRE WILLIAMS, RB, Boston College 5a. NAT BERHE, S, San Diego State 5b. DEVON KENNARD, LB, USC 7. BENNETT JACKSON, CB, Notre Dame.

**2015** (Drafted 9, 33, 74, (),144, 186, 226)

1. ERECK FLOWERS, T, Miami (FL) 2. LANDON COLLINS, S, Alabama 4. OWA ODIGHIZUWA, DE, UCLA 5. MYKKELE THOMPSON, S, Texas 6. GEREYMI DAVIS, WR, Connecticut 7 BOBBY HART, G, Florida State.

**2016** (Drafted 10, 40, 71, 109, 149, 184 ())

1. ELI APPLE, CB, Ohio State 2. STERLING SHEPARD, WR, Oklahoma 3. DARIAN THOMPSON, S, Boise State 4. B.J. GOODSON, LB, Clemson 5. PAUL PERKINS, RB, UCLA 6. JERELL ADAMS, TE, South Carolina.

**2017** (Drafted 23, 55, 87, 140, 167, 200 ())

1. EVAN ENGRAM, TE, Mississippi 2. DALVIN TOMLINSON, DT, Alabama 3. DAVIS WEBB, QB, CALIFORNIA 4. WAYNE GALLMAN, RB, Clemson 5. AVERY MOSS, DE, Youngstown State 6. ADAM BISNOWATY, OL, Pittsburgh.

**2018** (Drafted 2, 34, 66, 69, 108, 139 ())

1. SAQUON BARKLEY, RB, Penn State 2. WILL HERNANDEZ, G, Utep 3. LORENZO CARTER, LB, Georgia 3. B.J. HILL, DT, N.C. State 4. KYLE LAULETTA, QB, Richmond 5. RJ McINTOSH, DT, Miami (FL).

**2018** SUPPLEMENTAL

## GIANTS DRAFTS SINCE 1936

SAM BEAL, CB, Western Michigan

**2019** (Drafted 6, 17, 30 ( ), 31, 108, 143, 171, 180, 232, 245)

1. DANIEL JONES, QB, Duke 1. DEXTER LAWRENCE II, DL, Clemson 1. DeANDRE BAKER, CB, Georgia 3. OSHANE XIMINES, LB, Old Dominion 4. JULIAN LOVE, CB, Notre Dame 5. RYAN CONNELLY, LB, Wisconsin 5. DARIUS SLAYTON, WR, Auburn 6. COREY BALLENTINE, CB, Washburn 7. GEORGE ASAFO-ADJEI, T, Kentucky 7. CHRIS SLAYTON, DL, Syracuse.

**2020** (Drafted 4, 36, 35 110, 150, 183, 218, 238, 247, 255)

1. ANDREW THOMAS, T, Georgia 2. XAVIER MCKINNEY, S, Alabama 3. MATT PEART, T, Uconn 4. DARNAY HOLMES, CB, UCLA 5. SHANE LEMIEUX, OL, Oregon 6. CAM BROWN, LB, Penn State 7. CARTER COUGHLIN, LB, Minnesota 7. TJ BRUNSON, LB, Georgia 7. CHRIS WILLIAMSON, DB, Minnesota 7. TAE CROWDER, LB, Georgia.

**2021** (Drafted 20, 50, 76, 116, ( ), 196 201, ( ))

1. KADARIUS TONEY, WR, Florida, 2. LB AZEEZ OJULARI, LB, Georgia, 3. AARON ROBINSON, CB, Central Florida, 4. ELERSON SMITH, LB, Northern Iowa, 6. GARY BRIGHTWELL, RB, Arizona, 6. RODARIUS WILLIAMS, CB, Oklahoma State.

**2022** (Drafted (5,7), 43, (67,81), (112,114), (146,147,173), 182)

1. KAYVON THIBODEAUX, OLB, Oregon, 1. EVAN NEAL, T, Alabama, 2. WAN'DALE ROBINSON, WR, Kentucky, 3. JOSHUA EZEUDU, G, North Carolina, 3. COR'DALE FLOTT, CB, LSU, 4. DANIEL BELLINGER, TE, San Diego State, 4. DANE BELTON, S, Iowa, 5. MICAH MCFADDEN, ILB, Indiana, 5. D.J. DAVIDSON, DT, Arizona State, 5. MARCUS MCKETHAN, G, North Carolina, 6. DARRIAN BEAVERS, ILB, Cincinnati.

**2023** (Drafted 24, 57, 73, ( ), 172, 209, (243,254)

1. DEONTE BANKS, CB, Maryland, 2. JOHN MICHAEL SCHMITZ, C, Minnesota, 3. JALIN HYATT, WR, Tennessee, 5. ERIC GRAY, RB, Oklahoma, 6. TRE HAWKINS, CB, Old Dominion, 7. JORDON RILEY, DT, Oregon, 7. GERVARRIUS OWENS, S, Houston.

**2024** (Drafted 6, 47, 70, 107, 166, 183, ( ))

1. MALIK NABERS, WR, LSU, 2. TYLER NUBIN, S, Minnesota, 3. DRU PHILLIPS, CB, Kentucky 4. THEO JOHNSON, TE, Penn State 5. TYRONE TRACY JR., RB, Purdue 6. DARIUS MUASAU, LB, UCLA.

This list is comprised of players who have been on the Giants' game-day active roster for at least one game. It does not mean they actually played in a game, but only that they were on the active roster on the day of the game, even if they were inactive for that particular game. It also includes players who were on injured reserve and the physically unable to perform list and did not appear in a game. This list was compiled with the assistance of John Berti.

**Total Players: 2,056**

Name..... Pos..... College..... Tenure

**A**

Abrams, Bobby.....	LB.....	Michigan.....	1990-1992
Adamchik, Ed.....	C.....	Pittsburgh.....	1965
Adams, Andrew.....	S.....	Connecticut.....	2016-2017
Adams, George.....	RB.....	Kentucky.....	1985-1989
Adams, Howard O'Neal (Neal).....	E.....	Arkansas.....	1942-1945
Adams, Jerell.....	TE.....	South Carolina.....	2016-2017
Adams, Kris.....	WR.....	Texas-El Paso.....	2013
Adams, Titus.....	DT.....	Nebraska.....	2006
Adams, Verlin.....	T.....	Morris Harvey.....	1943-1945
Agajanian, Ben.....	K.....	New Mexico.....	1949, 1954-1957
Agnew, Ray.....	DT.....	N.C. State.....	1995-1997
Aiken, Danny.....	LS.....	Virginia.....	2015
Albright, Bill.....	T.....	Wisconsin.....	1951-1954
Alexakos, Steve.....	G.....	San Jose State.....	1971
Alexander, Brent.....	S.....	Tennessee State.....	2004-2005
Alexander, John.....	T.....	Rutgers.....	1926
Alexander, Joseph A (Doc).....	C.....	Syracuse.....	1925-1927
Alexander, Kevin.....	WR.....	Utah State.....	1996-1997
Alford, Brian.....	WR.....	Purdue.....	1998-1999
Alford, Jay.....	DT.....	Penn State.....	2007-2009
Allegre, Raul.....	K.....	Texas.....	1986-1991
Allen, Derek.....	C/G.....	Illinois.....	1995
Allen, Ian.....	T.....	Purdue.....	2002-2003
Allen, Javorius.....	RB.....	USC.....	2019
Allen, Kenderick.....	DT.....	LSU.....	2004-2005
Allen, Matt.....	P.....	Troy State.....	2002
Allen, Will.....	CB.....	Syracuse.....	2001-2005
Allison, James Nealy (Neely).....	E.....	Texas A&M.....	1928
Almodobar, Beau.....	WR.....	Norwich.....	1987
Amberg, John.....	HB.....	Kansas.....	1951-1952
Armbrister, Thurston.....	LB.....	Miami.....	2018
Amukamara, Prince.....	CB.....	Nebraska.....	2011-2015
Andersen, Morten.....	K.....	Michigan State.....	2001
Anderson, Bob.....	HB.....	Army.....	1963
Anderson, Bruce.....	DT.....	Williamette.....	1967-1969
Anderson, Cliff.....	E.....	Indiana.....	1953
Anderson, Jack.....	G.....	Texas Tech.....	2022
Anderson, Jonathan.....	LB.....	Texas Christian.....	2019
Anderson, Justin.....	LB.....	Louisiana-Lafayette.....	2014
Anderson, Otis.....	RB.....	Miami.....	1986-1992
Anderson, Roger.....	DT.....	Virginia Union.....	1964-65, 1967-68
Anderson, Ryder.....	DL.....	Indiana.....	2022
Anderson, Winston (Winnie).....	E.....	Colgate.....	1936
Andrews, Shawn.....	T.....	Arkansas.....	2010
Andrews, Stacey.....	T.....	Mississippi.....	2011
Apple, Eli.....	CB.....	Ohio State.....	2016-2018
Apuna, Ben.....	LB.....	Arizona State.....	1980
Archer, Troy.....	DE.....	Colorado.....	1976-1978
Ard, Billy.....	G.....	Wake Forest.....	1981-1988
Armstead, Jessie.....	LB.....	Miami.....	1993-2001
Armstrong, Ray-Ray.....	LB.....	Miami.....	2016-2018
Arrington, LaVar.....	LB.....	Penn State.....	2006
Artman, Corwan (Corrie).....	T.....	Stanford.....	1931

Asafo-Adjei, George.....	T.....	Kentucky.....	2019
Ashburn, Cliff.....	G.....	Nebraska.....	1929
Athas, Pete.....	DB.....	Tennessee.....	1971-1974
Atkinson, Jess.....	K.....	Maryland.....	1985
Atwood, John.....	WB/DB.....	Wisconsin.....	1948
Austin, Marvin.....	DT.....	North Carolina.....	2011-2012
Austin, William (Bill).....	T.....	Oregon St.....	1949-50, 1953-57
Avedisian, Charles (Chuck).....	G.....	Providence.....	1942-1944
Avery, Ken.....	LB.....	So. Mississippi.....	1967-1968
Avinger, Clarence (Butch).....	FB.....	Alabama.....	1953
Awason, Adrian.....	DE.....	North Texas.....	2005-2007
Ayers, Akeem.....	LB.....	UCLA.....	2017
Ayers Jr., Robert.....	DE.....	Tennessee.....	2014-2015
Ayi, Kole.....	LB.....	Massachusetts.....	2001

**B**

Baas, David.....	C.....	Michigan.....	2011-2013
Bachman, Alex.....	WR.....	Wake Forest.....	2020-2021
Badgro, Morris (Red).....	E.....	USC.....	1930-1935
Bahr, Matt.....	K.....	Penn State.....	1990-1992
Bailey, Carlton.....	LB.....	North Carolina.....	1993-1994
Bain, Bill.....	T.....	USC.....	1978
Bake, Donald (Dek).....	DL.....	Texas Tech.....	2007
Baker, DeAndre.....	CB.....	Georgia.....	2019
Baker, Ed.....	QB.....	Lafayette.....	1970-1971
Baker, John.....	DE.....	Norfolk State.....	1970
Baker, Jon.....	G.....	California.....	1949-1952
Baker, Stephen.....	WR.....	Fresno State.....	1987-1992
Baldinger, Rich.....	T.....	Wake Forest.....	1982-1983
Ballard, Jake.....	TE.....	Ohio State.....	2010-2011
Ballentine, Corey.....	CB.....	Washburn.....	2019
Ballman, Gary.....	TE.....	Michigan State.....	1973
Banks, Carl.....	LB.....	Michigan State.....	1984-1992
Banks, Deonte.....	CB.....	Maryland.....	2023
Banks, Josh.....	DT.....	Wake Forest.....	2017
Banks, Willie.....	G.....	Alcorn A&M.....	1970
Barber, Tiki.....	RB.....	Virginia.....	1997-2006
Barbour, Wesley Elmer.....	BB.....	Wake Forest.....	1945
Barden, Ramses.....	WR.....	Cal Poly.....	2009-2013
Barisich, Carl.....	NT.....	Princeton.....	1981
Barker, Hubert.....	BB.....	Arkansas.....	1942-1945
Barkley, Matt.....	QB.....	USC.....	2023
Barkley, Saquon.....	RB.....	Penn State.....	2018-2023
Barksdale, Rashad.....	CB.....	Albany.....	2008
Barnard, Charles (Hap).....	E.....	Edmond St.....	1938
Barnes, Erich.....	DB.....	Purdue.....	1961-1964
Barnum, Len (Feets).....	QB.....	W. Va. Wesleyan.....	1938-1940
Barrett, Emmett.....	C.....	Portland.....	1942, 1944
Barrow, Mike.....	LB.....	Miami.....	2000-2003
Barry, Al.....	G.....	USC.....	1958-1959
Bars, Brad.....	DE.....	Penn State.....	2015
Barton, Jackson.....	OL.....	Utah.....	2020
Barzilauskas, Fritz.....	G.....	Yale.....	1951
Barwin, Connor.....	LB.....	Cincinnati.....	2018
Basham, Boogie.....	LB.....	Wake Forest.....	2023
Bauer, John.....	G.....	Illinois.....	1954

Bavaro, Mark.....	TE.....	Notre Dame.....	1985-1990	Booker, Devontae.....	RB.....	Utah.....	2021
Beal, Sam.....	CB.....	Western Michigan.....	2018-2021	Bookman, John.....	DB.....	Miami.....	1957
Beamon, Willie.....	DB.....	Northern Iowa.....	1993-1996	Boothe, Kevin.....	OL.....	Cornell.....	2007-2013
Beason, Jon.....	LB.....	Miami.....	2013-2015	Booty, John.....	DB.....	TCU.....	1994
Beatty, Will.....	T.....	Connecticut.....	2009-2016	Borcky, Dennis.....	NT.....	Memphis State.....	1987
Beavers, Darrrian.....	ILB.....	Cincinnati.....	2022-2023	Borden, Les.....	E.....	Fordham.....	1935
Beck, Ray.....	G.....	Georgia Tech.....	1952, 1955-1957	Boss, Kevin.....	TE.....	Western Oregon.....	2007-2010
Beckham Jr., Odell.....	WR.....	LSU.....	2014-2018	Boston, McKinley.....	DE.....	Minnesota.....	1968-1969
Beckman, Brad.....	TE.....	Neb. Omaha.....	1988	Bowdoin, Jim.....	G.....	Alabama.....	1932
Beckum, Travis.....	TE.....	Wisconsin.....	2009-2012	Bowman, Steve.....	HB.....	Alabama.....	1966
Becton, Nick.....	OT.....	Virginia Tech.....	2017	Bowman, Zack.....	CB.....	Nebraska.....	2014
Bedner, Al.....	T.....	Lafayette.....	1925-1926	Boyle, Bill (Knuckles).....	T.....	No College.....	1934
Beebe, Keith.....	BB.....	Occidental.....	1944	Brackett, M.L.....	DE.....	Auburn.....	1958
Beecham, Earl.....	RB.....	Bucknell.....	1987	Bradberry, James.....	CB.....	Samford.....	2020-2021
Beil, Lawrence (Larry).....	T.....	Portland.....	1948	Bradford, Allen.....	LB.....	USC.....	2013
Belcher, Kevin.....	G.....	Texas El-Paso.....	1983-1985	Bradshaw, Ahmad.....	RB.....	Marshall.....	2007-2012
Bell, Gordon.....	HB.....	Michigan.....	1976-1977	Brahm, Larry.....	G.....	Temple.....	1943
Bell, Jason.....	S.....	UCLA.....	2006-2007	Brandes, John.....	TE.....	Cameron.....	1992
Bell, Kay.....	T.....	Wash. State.....	1942	Brannon, Steve.....	DE.....	Hampton.....	1993
Bell, Marcus.....	DT.....	Memphis.....	2007	Bratzke, Chad.....	DE.....	E. Kentucky.....	1994-1998
Bellinger, Bob.....	G.....	Gonzaga.....	1934-1935	Bredeson, Ben.....	G.....	Michigan.....	2021-2023
Bellinger, Daniel.....	TE.....	San Diego State.....	2022-2023	Breida, Matt.....	RB.....	Georgia Southern.....	2022-2023
Belton, Dane.....	S.....	Iowa.....	2022-2023	Brennan, Matt.....	BB.....	Lafayette.....	1925
Benkert, Harry (Heinie).....	FB.....	Rutgers.....	1925	Brenner, Al.....	DB.....	Michigan St.....	1969-1970
Benners, Fred.....	QB.....	SMU.....	1952	Brewer, Jack.....	S.....	Minnesota.....	2004
Bennett, Lewis.....	WR.....	Florida A&M.....	1987	Brewer, James.....	T.....	Indiana.....	2011-2014
Bennett, Martellus.....	TE.....	Texas A & M.....	2012	Bright, Leon.....	HB.....	Florida State.....	1981-1983
Bennett, Sean.....	RB.....	Northwestern.....	1999-2000, 2002	Brightwell, Gary.....	RB.....	Arizona.....	2021-2023
Benson, Brad.....	T.....	Penn State.....	1977-1987	Brinkley, Jasper.....	LB.....	South Carolina.....	2015
Benyola, George.....	K.....	Louisiana Tech.....	1987	Broadstone, Marion.....	T.....	Nebraska.....	1931
Berhe, Nat.....	S.....	San Diego State.....	2014-2017	Bromell, Lorenzo.....	DE.....	Clemson.....	2004
Bernard, Rocky.....	DT.....	Texas A&M.....	2009-2012	Bromley, Jay.....	DT.....	Syracuse.....	2014-2017
Berry, Wayne.....	HB.....	Wash. State.....	1954	Brooks, Barrett.....	T.....	Kansas State.....	2002
Berthussen, Bil.....	NT.....	Iowa State.....	1987	Brooks, Bobby.....	DB.....	Bishop College.....	1974-1976
Berton, Sean.....	TE.....	North Carolina State.....	2005	Brooks, Michael.....	LB.....	LSU.....	1993-1995
Besana, Fred.....	QB.....	California.....	1978	Brossard, Fred.....	C.....	N.W. Louisiana.....	1955
Best, Art.....	HB.....	Kent State.....	1980	Brovorney, Casimir.....	T.....	Detroit.....	1941
Bethea, Antoine.....	S.....	Howard.....	2019	Brown, Andre.....	RB.....	NC State.....	2009, 2012-2013
Biddle, Tye.....	WR.....	Mississippi.....	2008	Brown, Boyd.....	TE.....	Alcorn State.....	1977
Biggs, Riley.....	C.....	Baylor.....	1926-1927	Brown, C.C.....	S.....	Lou.-Lafayette.....	2009
Bisaha, Joe.....	E.....	Richmond.....	1959	Brown, Cam.....	ILB.....	Penn State.....	2020-2023
Bishop, Greg.....	T.....	Pacific.....	1993-1998	Brown, Charles.....	T.....	USC.....	2014
Bisnowaty, Adam.....	T.....	Pittsburgh.....	2017	Brown, Chykie.....	CB.....	Texas.....	2014
Black, Mike.....	T.....	Cal State-Sac.....	1987	Brown, Dave.....	QB.....	Duke.....	1992-1997
Blackburn, Chase.....	LB.....	Akron.....	2005-2012	Brown, Dave A.....	WB.....	Alabama.....	1943, 1946-1947
Blackmon, Will.....	CB.....	Boston College.....	2010-2011	Brown, Derek.....	TE.....	Notre Dame.....	1992-1994
Blackwell, Kory.....	CB.....	Massachusetts.....	1998	Brown, Donald.....	DB.....	Maryland.....	1987
Blanchard, Cary.....	K.....	Oklahoma State.....	1999	Brown, Evan.....	C.....	SMU.....	2018-2019
Blanchard, Tom.....	K/QB.....	Oregon.....	1971-1973	Brown, Gary.....	RB.....	Penn State.....	1998-1999
Blazine, Anthony (Tony).....	T.....	Illinois Wesleyan.....	1941	Brown, Jamon.....	G.....	Louisville.....	2018
Bloodgood, Elbert (Al).....	BB.....	Nebraska.....	1928	Brown, Joseph Barry.....	LB.....	Florida.....	1968
Blount, Tony.....	DB.....	Virginia.....	1980	Brown, Josh.....	PK.....	Nebraska.....	2013-2016
Blozis, Al.....	T.....	Georgetown.....	1942-1944	Brown, Lomas.....	T.....	Florida.....	2000-2001
Blumenstock, Jim.....	FB.....	Fordham.....	1947	Brown, Otto.....	DB.....	Prairie View.....	1970-1973
Bly, Ron (Ronnie).....	HB.....	Notre Dame.....	1968	Brown, Ralph.....	DB.....	Nebraska.....	2000-2003
Board, C.J.....	WR.....	Chattanooga.....	2020-2021	Brown, Roger.....	DB.....	Virginia Tech.....	1990-1991
Bober, Chris.....	T.....	Nebraska-Omaha.....	2000-2003	Brown, Rosie.....	T.....	Morgan State.....	1953-1965
Boggan, Rex.....	DT.....	Mississippi.....	1955	Brown, Stevie.....	DB.....	Michigan.....	2012-2014
Bohovich, Reed.....	G.....	Lehigh.....	1962-1963	Browning, Gregg.....	E.....	Denver.....	1947
Boley, Michael.....	LB.....	Southern Miss.....	2009-2012	Brunner, Scott.....	QB.....	Delaware.....	1980-1983
Bolin, Bookie.....	G.....	Mississippi.....	1962-1967	Brunson, TJ.....	LB.....	South Carolina.....	2020-2021
Boll, Don.....	T.....	Nebraska.....	1960	Bryant, Bill.....	DB.....	Grambling.....	1976-1978
Bomar, Lynn.....	E.....	Vanderbilt.....	1925-1926	Bryant, Corbin.....	DT.....	Northwestern.....	2017
Bomar, Rhett.....	QB.....	Sam Houston State.....	2009	Bryant, Matt.....	PK.....	Baylor.....	2002-2003
Bonness, Rik.....	LB.....	Nebraska.....	1980	Bucannon, Deone.....	LB.....	Washington State.....	2019



Buckley, Curtis	DB	East Texas State	1998
Buckley, Marcus	LB	Texas A&M	1993-1999
Buckley, Terrell	CB	Florida State	2005
Bucklin, Ted	BB	Idaho	1931
Buetow, Bart	T	Minnesota	1973
Buffington, Harry	BB	Oklahoma A&M	1942
Buford, Maury	P	Texas Tech	1988
Buggs, Danny	WR	West Virginia	1975-1976
Bujnoch, Digger	C	Cincinnati	2008
Bulluck, Keith	LB	Syracuse	2010
Bullock, Randy	K	Texas A&M	2016, 2023
Bunch, Jarrod	RB	Michigan	1991-1993
Bundra, Mike	DT	USC	1965
Burgess, Charlie	LB	Carson-Newman	1987
Burgess, Terrell	S	Utah	2022
Burnett, Dale	FB	Kansas Teachers	1930-1939
Burnine, Hank	E	Missouri	1956
Burns, Curry	S	Louisville	2004
Burruss, Plaxico	WR	Michigan State	2005-2008
Burt, Jim	NT	Miami	1981-1988
Busch, Mike	QB	So Dakota State	1987
Bundy, Marquis	WR	New Mexico	2017
Butkus, Carl	T	George Washington	1949
Butler, James	S	Georgia Tech	2005-2008
Butler, Skip	K	Texas, Arlington	1971
Butler, Vernon	DL	Louisiana Tech	2022
Buzin, Dick (Rich)	T	Penn State	1968-1970
Byers, Ken	DE	Cincinnati	1962-1964
Byler, Joe	T	Nebraska	1946
Byrd, Boris	DB	Austin, Peay	1987

## C

Cager, Lawrence	TE	Georgia	2022-2023
Cagle, Chris	TB	Army	1930-1932
Cajuste, Yodny	T	West Virginia	2023
Caldwell, Alan	DB	No. Carolina	1979
Caldwell, Bruce	TB	Yale	1928
Calhoun, Duke	WR	Memphis	2010
Calitro, Austin	ILB	Villanova	2022
Calligaro, Len	BB	Wisconsin	1944-1945
Calloway, Chris	WR	Michigan	1992-1998
Campbell, Carter	LB	Weber State	1972-1973
Campbell, Dan	TE	Texas A&M	1999-2002
Campbell, Glenn	E	Emporia St.(Kansas)	1929-1933
Campbell, Jesse	DB	N. Carolina St.	1992-1996
Campbell, Parris	WR	Ohio State	2023
Campfield, Billy	HB	Kansas	1983
Cancik, Phil	LB	No. Arizona	1980
Cannady, John	BB	Indiana	1947-1954
Cannella, John	G	Fordham	1933-1934
Cantor, Leo	FB	UCLA	1942
Canty, Chris	DT	Virginia	2009-2012
Capers, Selvish	OL	West Virginia	2012
Capi, Nordly (Cap)	DE	Akron	2017
Caranci, Roland	T	Colorado	1944
Carney, Art	G	Navy	1925-1926
Carney, John	K	Notre Dame	2008
Carpenter, Brian	DB	Michigan	1982
Carpenter, Rob	FB	Miami (Ohio)	1981-1985
Carr, David	QB	Fresno State	2008-2009, 2011-2012
Carr, Henry	DB	Arizona State	1965-1967
Carr, Reggie	DE	Jackson State	1987
Carroccio, Russ	G	Virginia	1954-1955

Carroll, Jim	LB	Notre Dame	1965-1966
Carroll, Victor (Vic)	T	Nevada	1943-1947
Carson, Harry	LB	So. Carolina St.	1976-1988
Carter, Lorenzo	LB	Georgia	2018-2021
Carter, Jonathan	WR	Troy State	2001-2002
Carter, Tim	WR	Auburn	2002-2006
Carthon, Maurice	RB	Arkansas St.	1985-1991
Case, Pete	G	Georgia	1965-1970
Cash, Ataveus	WR	Hampton	2003
Cash, Jeremy	LB	Duke	2017
Casillas, Jonathan	LB	Wisconsin	2015-2017
Cavanaugh, Matt	QB	Pittsburgh	1990-1991
Caywood, Lester (Les)	G	St. John's	1927, 1929-1932
Cephous, Frank	RB	UCLA	1984
Ceppetelli, Gene	C	Villanova	1969
Chandler, Don	HB	Florida	1956-1964
Chandler, Karl	C	Princeton	1974-1977
Chandler, Scott	TE	Iowa	2009
Chandler, Sean	S	Temple	2018-20
Charlton, Ike	CB	Virginia Tech	2003
Chase, Martin	DT	Oklahoma	2004
Chatman, Cliff	FB	Central State (Okla.)	1982
Cherry, Mike	QB	Murray State	1997-2000
Cheverko, George	WB	Fordham	1947-1948
Chickerneo, John	BB	Pittsburgh	1942
Childress, O.J.	LB	Clemson	1999
Childs, Clarence	DB/HB	Florida A&M	1964-1967
Christensen, Todd	FB	Brigham Young	1979
Christie, Steve	K	William & Mary	2004
Cicoletta, Mike	LB	Dayton	1966-1968
Clack, Jim	C	Wake Forest	1978-1981
Claiborne, Chris	LB	USC	2006
Clancy, Kendrick	DT	Mississippi	2005
Clancy, Stuart (Stu)	FB	Holy Cross	1932-1935
Clark, Danny	LB	Illinois	2008-2009
Clark, Jeremy	DT	Alabama	2008
Clark, Ryan	S	LSU	2002-2003
Clatterbuck, Bob	QB	Houston	1954-1957
Clay, Kailin	WR	Utah	2018
Clay, Randall (Randy)	DB	Texas	1950, 1953
Clay, Roy	WB	Colorado	1944
Clayton, Harvey	DB	Florida State	1987
Clayton, Michael	WR	LSU	2010-2011
Cleary, Emmett	T	Boston College	2015
Clements, Vince (Vin)	FB	Connecticut	1972-1973
Clemons, Lloyd	RB	Michigan State	2001
Cloud, Mike	RB	Boston College	2004-2005
Clune, Don	WR	Penn	1974-1975
Coates, Ray	HB	LSU	1948-1949
Cobbs, R.J.	CB	Massachusetts	2006
Cockrell, Ross	CB	Duke	2017
Coe, Michael	CB	Alabama State	2010-2012
Coffey, Junior	FB	Washington	1969-1971
Coffield, Randy	LB	Florida State	1978-1979
Cofield, Barry	DT	Northwestern	2006-2010, 2015
Colbert, Adrian	S	Miami (FL)	2020
Colbert, Rony	DB	Lamar University	1975-1976
Cole, Pete	G	Trinity (Texas)	1937-1940
Coleman, Charles	TE	Alcorn State	1987
Coleman, Corey	WR	Baylor	2018-19
Coley, Stacy	WR	Miami (FL)	2018
Colhouer, Jake	G	Oklahoma	1949
Collier, Jim	E	Arkansas	1962
Collins, Jerome	TE	Notre Dame	2007
Collins, Kerry	QB	Penn State	1999-2003

Collins, Landon.....	S.....	Alabama.....	2015-2018, 2022
Collins, Mark.....	DB.....	Cal. St. Fullerton.....	1986-1993
Collins, Ray.....	DT.....	LSU.....	1954
Colman, Doug.....	LB.....	Nebraska.....	1996-1998
Colvin, Jim.....	DT.....	Holy Cross.....	1967
Comella, Greg.....	RB.....	Stanford.....	1998-2001
Comstock, Rudy.....	G.....	Georgetown.....	1930
Condren, Glen.....	DE.....	Oklahoma.....	1965-1967
Conerly, Charlie.....	QB.....	Mississippi.....	1948-1961
Connelly, Ryan.....	LB.....	Wisconsin.....	2019
Conner, John.....	FB.....	Kentucky.....	2013
Connor, Dan.....	LB.....	Penn State.....	2013
Contoulis, John.....	DT.....	Connecticut.....	1964
Conway, Brett.....	K.....	Penn State.....	2003
Cook, Charles.....	NT.....	Miami.....	1983
Cooks, Johnie.....	LB.....	Mississippi St.....	1988-1990
Cooper, Joe.....	K.....	California.....	1986
Cooper, Pharoah.....	WR.....	South Carolina.....	2021
Cope, Frank.....	T.....	Santa Clara.....	1938-1947
Coppens, Gus.....	T.....	UCLA.....	1979
Corbin, Jashaun.....	RB.....	Florida State.....	2022-2023
Cordileone, Lou.....	G.....	Clemson.....	1960
Cordle, Jim.....	OL.....	Ohio State.....	2011-2013
Core, Cody.....	WR.....	Mississippi.....	2019
Corgan, Charles.....	E.....	Arkansas.....	1927
Cortez, Jose.....	K.....	Oregon State.....	1999
Corzine, Lester (Les) (Red).....	B.....	Davis-Elkins.....	1935-1937
Costello, Tom.....	LB.....	Dayton.....	1964-1965
Costello, Vince.....	LB.....	Ohio University.....	1967-1968
Coughlin, Carter.....	ILB.....	Minnesota.....	2020-2023
Coulter, Dewitt (Tex).....	T.....	Army.....	1946-1952
Council, Keith.....	DT.....	Hampton.....	1998
Counts, John (Johnny).....	HB.....	Illinois.....	1962-1963
Cousin, Terry.....	DB.....	South Carolina.....	2004
Cousino, Brad.....	LB.....	Miami (Ohio).....	1976
Covington, Jamie.....	RB.....	Syracuse.....	1987
Cox, Greg.....	DB.....	San Jose State.....	1989
Cox, Michael.....	RB.....	Massachusetts.....	2013-2014
Crane, Dennis.....	T.....	USC.....	1970
Crawford, Bill.....	G.....	British Columbia.....	1960
Crawford, Ed.....	E.....	Mississippi.....	1957
Crawford, Keith.....	WR.....	Howard Payne.....	1993
Crespino, Bob.....	TE.....	Mississippi.....	1964-1968
Crist, Charlie (Chuck).....	DB.....	Penn State.....	1972-1974
Crocicchia, Jim.....	QB.....	Pennsylvania.....	1987
Croel, Mike.....	LB.....	Nebraska.....	1995
Crosby, Mason.....	K.....	Colorado.....	2023
Crosby, Steve.....	HB.....	Fort Hays.....	1974-1976
Cross, Howard.....	TE.....	Alabama.....	1989-2001
Crossen, Keion.....	DB.....	Western Carolina.....	2021
Crow, Lindon.....	DB.....	USC.....	1958-1960
Crowder, Tae.....	LB.....	Georgia.....	2020-2022
Crutcher, Tommy.....	LB.....	TCU.....	1968-1969
Cruz, Victor.....	WR.....	Massachusetts.....	2010-2016
Csonka, Larry.....	FB.....	Syracuse.....	1976-1978
Cuff, Ward.....	WB.....	Marquette.....	1937-1945
Culbreath, Jim.....	FB.....	Oklahoma.....	1980
Culwell, Val.....	G.....	Oregon.....	1942
Cummings, Mack.....	WR.....	East Tenn. State.....	1987
Cunningham, Jerome.....	TE.....	Southern Connecticut St.....	2014-2015
Cunningham, Korey.....	OL.....	Cinannati.....	2021-2022
Curcio, Mike.....	LB.....	Temple.....	1982
Currie, Justin.....	S.....	Western Michigan.....	2015
Currier, Bill.....	DB.....	South Carolina.....	1981-1985

## D

Dach, Carson.....	LS.....	Eastern Michigan.....	2003
Dahl, Craig.....	S.....	North Dakota State.....	2007, 2015
Daluiso, Brad.....	K.....	UCLA.....	1993-2000
Damiani, Francis (Frank).....	T.....	Manhattan.....	1944
Danelo, Joe.....	K.....	Washington State.....	1976-1982
Daniel, Kenny.....	DB.....	San Jose State.....	1984
Daniels, Torrance (Tank).....	LB.....	Harding.....	2007
Danowski, Ed.....	TB.....	Fordham.....	1934-1939, 1941
Darkwa, Orleans.....	RB.....	Tulane.....	2014-2017
Davidson, DJ.....	DL.....	Arizona State.....	2022-2023
Davidson, James.....	LB.....	UTEP.....	2014
Davis, Chris.....	LB.....	San Diego State.....	1987
Davis, Don.....	DT.....	L.A. State.....	1966-1967
Davis, Gains.....	G.....	Texas Tech.....	1936
Davis, Jeremy.....	WR.....	Connecticut.....	2015
Davis, Henry.....	LB.....	Grambling.....	1968-1969
Davis, Jarrad.....	ILB.....	Florida.....	2022-2023
Davis, Jawill.....	WR.....	Bethune-Cookman.....	2018
Davis, Kelvin.....	G.....	Johnson Smith.....	1987
Davis, Paul.....	LB.....	North Carolina.....	1983
Davis, Roger.....	G.....	Syracuse.....	1965-1966
Davis, Roosevelt.....	DE.....	Tennessee A&I.....	1965-1967
Davis, Russell.....	DT.....	North Carolina.....	2007
Davis, Scott.....	G.....	Iowa.....	1993-1996
Davis, Tae.....	LB.....	Tennessee-Chattanooga.....	2018-2019
Davis, Thabiti.....	WR.....	Wake Forest.....	2000-2001
Davis, Tyrone.....	DB.....	Clemson.....	1985-1986
Davis, Wyatt.....	G.....	Ohio State.....	2022
Dawkins, Joe.....	FB.....	Wisconsin.....	1974-1975
Dawsey, Lawrence.....	WR.....	Florida State.....	1996
Dayne, Ron.....	RB.....	Wisconsin.....	2000-2004
Dean, Randy.....	QB.....	Northwestern.....	1977-1979
Deayon, Dante.....	CB.....	Boise State.....	2017-2018
DeFilippo, Lou.....	C.....	Fordham.....	1941, 1945-1947
Del Gaizo, Jim.....	QB.....	Tampa.....	1974
Dell Isola, John (Johnny).....	C.....	Fordham.....	1934-1940
DeLoatch, Curtis.....	CB.....	North Carolina A&T.....	2004-2005
Demps, Quintin.....	S.....	UTEP.....	2014
Demps, Will.....	FS.....	San Diego State.....	2006
Dennard, Darqueze.....	DB.....	Michigan State.....	2021
Dennerlein, Gerald (Jerry).....	T.....	St. Mary's.....	1937, 1940
Dennery, Vince.....	E.....	Fordham.....	1941
Dennis, Mike.....	DB.....	Wyoming.....	1980-1983
Dent, Burnell.....	LB.....	Tulane.....	1993
DeOssie, Steve.....	LB.....	Boston College.....	1989-1993
DeOssie, Zak.....	LB.....	Brown.....	2007-2019
DeRogatis, Al.....	DT.....	Duke.....	1949-1952
DeRose, Dan.....	LB.....	USC.....	1987
Dess, Darrell.....	G.....	N. Carolina St.....	1959-64, 1966-69
DeVito, Tommy.....	QB.....	Illinois.....	2023
Dickerson, Garrett.....	TE.....	Northwestern.....	2018-2019
Diehl, David.....	G/T.....	Illinois.....	2003-2013
Dillard, Phillip.....	LB.....	Nebraska.....	2010
Dillard, Stacey.....	DE.....	Oklahoma.....	1992-1995
Dinkins, Darnell.....	QB/S.....	Pittsburgh.....	2002-2003
DiRenzo, Fred.....	RB.....	New Haven.....	1987
DiRico, Bob.....	RB.....	Kutztown State.....	1987
Dixon, Al.....	TE.....	Iowa State.....	1977-1979
Dixon, Brandon.....	CB.....	Northwest Missouri State.....	2017
Dixon, Riley.....	P.....	Syracuse.....	2018-2021
Dixon, Ron.....	WR.....	Lambuth.....	2000-2003
Dixon, Zachary (Zach).....	HB.....	Temple.....	1979

Dobelstein, Bob	G	Tennessee	1946-1948
Dockery, Kevin	CB	Mississippi State	2006-2009
Dodge, Matt	P	East Carolina	2010
Doggert, Keith	T	Wichita	1942
Donnell, Larry	TE	Grambling	2013-2016
Doolan, John	WB	Georgetown	1945-1946
Doornink, Dan	FB	Washington State	1978
Dorris, Derek	WR	Texas Tech	2002
Dorsey, Eric	DE	Notre Dame	1986-1992
Douglas, Chris	RB	Duke	2004
Douglas, Everett	T	Florida	1953
Douglas, John	LB	Missouri	1970-1973
Douglas, Omar	WR	Minnesota	1994-1997
Douglas, Robert	RB	Memphis	2006-2007
Douglass, Maurice	DB	Kentucky	1995-1996
Douglass, Paul	DB	Illinois	1953
Douzable, Leger	DT	Central Florida	2008
Dove, Eddie	DB	Colorado	1963
Downs, Devante	LB	California	2019-2020
Downs, Gary	RB	N.C. State	1994, 1996
Dowlin, Marcus	LB	North Alabama	2013
Droughns, Reuben	RB	Oregon	2007-2008
Dryer, Fred	DE	San Diego State	1969-1971
Dublinski, Tom	QB	Utah	1958
Dubofsky, Maurice	G	Georgetown	1932
Dubzinski, Walt	G	Boston College	1943
Duckens, Mark	DE	Arizona State	1989
Duckett, Damane	DT	East Carolina	2004-2005
Duden, Dick	E	Navy	1949
Dudley, Paul	HB	Arkansas	1962
Duerson, Dave	DB	Notre Dame	1990
Duff, Jamal	DE	San Diego State	1995-1996
Dugan, Bill	G	Penn State	1987
Dugan, Leonard	C	Wichita	1936
Duggan, Gilford Earl (Gil)	T	Oklahoma	1940
Duhon, Bobby	HB	Tulane	1968-1972
Dunaway, Dave	WR	Duke	1969
Duncan, Jim	DE	Wake Forest	1950-1953
Dunker, Jessaman	T	Tennessee State	2017
Dunlap, Bob	DB	Oklahoma	1936
Dvorak, Rick	DE	Wichita State	1974-1977

**E**

Eagan, Ed	WR	Northwestern State	2017
Eakin, Kay	QB	Arkansas	1940-1941
Eason, Jacob	QB	Washington	2023
Eaton, Lou	T	California	1945
Eaton, Scott	DB	Oregon State	1967-1972
Ebner, Nate	S	Ohio State	2020-2021
Eck, Keith	C	UCLA	1979-1980
Eckhardt, Oscar (Ox)	FB	Texas	1928
Eddings, Floyd	WR	California	1982-1983
Edwards, Antonio	DE	Valdosta State	1997
Edwards, Ben	WR	Richmond	2015-2016
Edwards, Bill (Monk)	T	Baylor	1940-1942, 1946
Edwards Jr, Mario	DL	Florida State	2018
Edwards, Steve	G	Central Florida	2006
Elias, Keith	RB	Princeton	1994-1996
Eligwe, Ukeme	LB	Georgia Southern	2018
Ellenbogen, Bill	G	Virginia Tech	1976-1977
Elliott, John (Jumbo)	T	Michigan	1988-1995
Ellis, Ed	T	Buffalo	2004
Ellis, Justin	DL	Louisiana Tech	2022

Ellis, Kenrick	DT	Hampton	2015
Ellison, Mark	G	Dayton	1972-1973
Ellison, Rhett	T	USC	2017-2019
Ellsworth, Percy	DB	Virginia	1996-1999
Emmons, Carlos	LB	Ark. State	2004-2006
Enderle, Dick	G	Minnesota	1972-1975
Engram, Evan	TE	Ole Miss	2017-2021
Engler, Derek	C	Wisconsin	1997-2000
Epps, Bobby	FB	Pittsburgh	1954-1955, 1957
Erickson, Bill	G	Mississippi	1940
Eshmont, Len	FB	Fordham	1941
Etta-Tawo, Amba	WR	Syracuse	2019
Ettinger, Don	G	Kansas	1948-1950
Evans, Charlie	FB	USC	1971-1973
Ezeudu, Joshua	OL	North Carolina	2022-2023

**F**

Fackrell, Kyler	LB	Utah State	2020
Faircloth, Art	QB	No. Carolina	1947-1948
Falaszki, Nello (Flash)	BB	Santa Clara	1938-1941
Falcon, Terry	G	Montana	1980
Feagles, Jeff	P	Miami	2003-2009
Feather, Erwin (Tiny)	BB	Kansas St.	1929-1933
Feely, Jay	K	Michigan	2005-2006
Feliciano, Jon	C	Miami	2022
Fells, Daniel	TE	UC Davis	2014-2015
Felton, Eric	DB	Texas Tech	1980
Fennema, Carl	C	Washington	1948-1949
Fenner, Chandler	CB	Holy Cross	2014
Ferrara, Frank	DE	Rhode Island	2001-2002
Fields, Joe	C	Widener	1988
Filchok, Frank (Frankie)	QB	Indiana	1946
Files, Jim	LB	Oklahoma	1970-1973
Filipowicz, Steve	FB	Fordham	1945-1946
Filipski, Gene	HB	Villanova	1956-1957
Finn, Jim	FB	Pennsylvania	2003-2007
Fischer, Cletus (Clete)	HB	Nebraska	1949
Fitzgerald, Mike	DB	Iowa State	1967
Flaherty, Pat	E	Notre Dame	1928
Flaherty, Ray	E	Gonzaga	1929, 1931-35
Fleming, Cameron	T	Stanford	2020
Flenniken, Max (Mack)	TB	Geneva	1931
Flott, Cor Dale	CB	LSU	2022-2023
Flowers, Ereck	T	Miami	2015-2018
Flowers, Larry	DB	Texas Tech	1981-1985
Flowers, Richmond	DB	Tennessee	1971-1973
Fluker, D.J.	G	Alabama	2017
Flynn, Tom	DB	Pittsburgh	1986-1988
Flythe, Mark	DE	Penn State	1993
Folsom, Steve	TE	Utah	1982
Foote, Chris	C	USC	1982-1983
Ford, Charlie	DB	Houston	1975-1976
Ford-Wheaton, Bryce	WR	West Virginia	2023
Foreman, Jay	LB	Nebraska	2005
Forte, Ike	HB	Arkansas	1981
Fowler, Dan	G	Kentucky	1979
Fox, Dan	LB	Notre Dame	2014
Fox, Mike	DE	West Virginia	1990-1994
Fox, Samuel (Sam)	E	Ohio State	1945
Fox, Tomon	OLB	North Carolina	2022-2023
Fowler III, Bennie	WR	Michigan State	2018-2019
Franck, George	WB	Minnesota	1941, 1945-1947
Frankian, Mal (Ike)	E	St. Mary's	1934-1935

Franklin, George	RB	Texas A&I (A&M)	1979
Frederick, Terrence	DB	Texas A&M	2012
Frederickson, Tucker	FB	Auburn	1965-1971
Freeman, Devonta	RB	Florida State	2020
Freeman, Lorenzo	NT	Pittsburgh	1991
Friede, Mike	WR	Indiana	1980-1981
Friedman, Bennie (Benny)	TB	Michigan	1929-1931
Frisch, Byron	DE	BYU	2002
Fromm, Jake	QB	Georgia	2021
Frugone, James G. (Jim)	TB	Syracuse	1925
Fuqua, John	HB	Morgan State	1969

## G

Gaines, Rogers	T	Tennessee St.	2014
Gaiters, Bobby	HB	New Mexico St.	1961-1962
Galazin, Stan	C	Villanova	1937-1939
Galbreath, Tony	RB	Missouri	1984-1987
Galiffa, Arnold	QB	Army	1953
Gallagher, Dave	DE	Michigan	1975-1976
Gallman Jr., Wayne	RB	Clemson	2017-2020
Galyon, Scott	LB	Tennessee	1996-1999
Gano, Graham	K	Florida State	2020-2023
García, Jim	DE	Purdue	1966
Garner, Bob	G	No College	1945
Garnes, Sam	SS	Cincinnati	1997-2001
Garrett, Alvin	HB	Angelo State	1980-1981
Garrett, Curtis	DE	Illinois State	1987
Garrett, Jason	QB	Princeton	2000-2003
Garvey, Art (Hec)	G	Notre Dame	1927-1928
Garzoni, Mike	G	USC	1948
Gates, Nick	OL	Nebraska	2018-2022
Gatewood, Tom	WR	Notre Dame	1972-1973
Gaulden, Rashaan	DB	Tennessee	2019
Gehrke, Bruce	E	Columbia	1948
Gelarka, Charles (Chuck)	E	Mississippi St.	1937-1940
Gettis, Adam	G	Iowa	2014-2017
Gibbons, Mike	T	S.W. Oklahoma St.	1976-1977
Giblin, Robert	DB	Mississippi State	1975-1976
Gibson, Denver (Butch)	G	Grove City	1930-1934
Gifford, Frank	RB/DB	USC	1952-60, 1962-64
Gilbert, Zion	CB	Florida Atlantic	2022
Gildea, John	BB	St. Bonaventure	1938
Gillan, Jamie	P	Univ. of Arkansas at Pine Bluff	2022-2023
Gillard, Larry	DE	Mississippi State	1978
Gillaspia, Cullen	FB	Texas A&M	2021
Gillette Walker	WR	Richmond	1974-1976
Gilliard, Darnell	DT	Troy State	1996
Gladchuk Chet	C	Boston Coll.	1941, 1946-1947
Glass, Chip	TE	Florida St.	1974
Glenn, Vendie	DB	Indiana State	1995
Glennon, Mike	QB	North Carolina State	2021
Glover, Rich	DT	Nebraska	1973
Glowinski, Mark	G	West Virginia	2022-2023
Goddard, Na'shan	T	South Carolina	2006
Godfrey, Chris	G	Michigan	1984-1987
Goff, Jim	T	Lafayette	2001
Goff, Jonathan	LB	Vanderbilt	2008-2011
Gogolak, Pete	K	Cornell	1966-1974
Goich, Dan	DT	California	1972-1973
Golden, Brittan	WR	West Texas A&M	2019
Golden, Markus	LB	Missouri	2019-2020
Golden, Jack	LB	Oklahoma State	2000-2001
Goldsmith, Wen	C	Emporia State	1940

Golladay, Kenny	WR	Northern Illinois	2021-2022
Golsteyn, Jerry	QB	No. Illinois	1976-1978
Goode, Conrad	T	Missouri	1984-1985
Goodson, B.J.	LB	Clemson	2016-2018
Goodwin, Stephen	OL	Nebraska-Kearney	2013
Goodwin, Tod	E	West Virginia	1935-1936
Gorgone, Pete	BB	Muhlenberg	1946
Gossage, Gene	T	Northwestern	1963
Gould, Robbie	K	Penn State	2016
Governali, Paul	QB	Columbia	1947-1948
Gragg, Scott	T	Montana	1995-1999
Graham, Kent	QB	Ohio State	1992-94, 1998-99
Graham, Shayne	PK	Michigan State	2010
Grandelius, Everett (Sonny)	HB	Michigan St.	1953
Grant, Curtis	LB	Ohio State	2017
Grant, Deon	S	Tennessee	2010-2011
Grant, Len	T	NYU	1930-1937
Grant, Wesley	DE	UCLA	1970
Grate, Carl	G	Georgia	1945
Gravelle, Gordon	T	Brigham Young	1977-1979
Gray, Carlton	DB	UCLA	1998
Gray, Earnest	WR	Memphis State	1979-1984
Gray, Eric	RB	Oklahoma	2023
Greco, John	OT	Toledo	2017-2018
Green, Anthony	FB	West Virginia	2001
Green, Barrett	LB	West Virginia	2004-2005
Green, Joe	DB	Bowling Green	1970-1971
Green, Ray	CB	South Carolina	2003
Green, Tony	HB	Florida	1979
Greene, A. J.	DB	Wake Forest	1991
Greenhalgh, Bob	FB	San Francisco	1949
Gregory, Jack	DE	Delta State	1972-1978
Greisen, Nick	LB	Wisconsin	2002-2005
Grier Rosey	DE	Penn St.	1955-56, 1958-62
Griffin, Cornelius	DT	Alabama	2000-2003
Griffing, Glynn	QB	Mississippi	1963
Griffith, Forrest	HB	Kansas	1950-1951
Grigg, Cecil (Tex)	BB	Austin, Texas	1926
Grim, Bob	WR	Oregon State	1972-1974
Gross, Andy	G	Auburn	1967-1968
Grosscup, Lee	QB	Utah	1960-1961
Guggemos, Neal	DB	St. Thomas (Mn)	1988
Guglielmi, Ralph	QB	Notre Dame	1962-1963
Gunn, Jimmy	LB	USC	1975
Gursky, Al	LB	Penn State	1963
Guthrie, Sean	DE	Boston College	2002
Gutowsky, Leroy (Ace)	B	Oklahoma City	1931
Guy, Lou	FL	Mississippi	1963
Guy, Melwood (Buzz)	G	Duke	1958-1959
Guyon, Joe	BB	Carlisle	1927
Guyton, Myron	DB	Eastern Kentucky	1989-1993

## H

Haase, Andy	TE	Northern Colorado	1998
Hachten, Bill	G	Stanford	1947
Haddix, Wayne	DB	Liberty Baptist	1987-1988
Haden, John (Jack)	T	Arkansas	1936-1938
Hagan, Derek	WR	Arizona State	2008-2010
Hagerty, John (Jack)	FB	Georgetown	1926-1930, 1932
Haines, Henry (Hinkey)	WB	Penn State	1925-1928
Haji-Sheikh, Ali	K	Michigan	1983-1985
Halapio, Jon	G	Florida	2017-2019
Hale, Ryan	DT	Arkansas	1999-2000



Haley, Grant	CB	Penn State	2018-2019	Heffner-Liddiard, Brody	TE	Colorado	2000
Hall, Alex	DE	St. Augustine	2010	Heflin, Jack	DL	Iowa	2022
Hall, Harold	C	Springfield	1942	Hein, Mel	C	Washington St.	1931-1945
Hall, John Wesley, Jr.	DE	Iowa	1955	Heinrich, Don	QB	Washington	1954-1959
Hall, Leon	CB	Michigan	2016	Henderson, Robert	DE	Southern Mississippi	2008
Hall, Pete	E	Marquette	1961-1962	Henderson, Quadree	WR	Pittsburgh	2018
Hamilton, Antonio	DB	South Carolina State	2018-2019	Hendrian, Dutch	BB	Pittsburgh	1925
Hamilton, Conrad	DB	E. New Mexico	1996-1999	Hendricks, Dwayne	DT	Miami	2011
Hamilton, Devery	OL	Duke	2022	Henry, Steve	DB	Emporia State	1980
Hamilton, Dominique	DT	Missouri	2014	Henry, Wilbur (Pete)	T	Wash. & Jefferson	1927
Hamilton, Keith	DE	Pittsburgh	1992-2003	Hensley, Dick	E	Kentucky	1949
Hamilton, Woodrow	DL	Ole Miss	2022	Herber, Arnie	QB	Regis	1944-1945
Hammond, Bob	HB	Morgan State	1976-1979	Herman, Eric	OL	Ohio	2013-2014
Hampton, Rodney	RB	Georgia	1990-1997	Hermann, Johnny	DB	UCLA	1959
Hand, Norman	DT	Mississippi	2004	Herrmann, Don	WR	Waynesburg	1969-1974
Hanken, Ray	E	Geo. Wash.	1937-1938	Hernandez, Will	G	UTEP	2018-2021
Hankins, Johnathan	DT	Ohio State	2013-2016	Herzlich, Mark	LB	Boston College	2011-2017
Hannah, Herb	T	Alabama	1951	Hickl, Ray	LB	Texas A&I	1969-1970
Hanson, Dick	DT	No. Dakota St.	1971	Hicks, Eddie	FB	East Carolina	1979-1980
Hapes, Merle	FB/DB	Mississippi	1942, 1946	Hicks, John	G	Ohio State	1974-1977
Hardison, Dee	DE	North Carolina	1981-1985	Hiemstra, Ed	C	Sterling	1942
Hare, Cecil (Cece)	BB	Gonzaga	1946	Hill, B.J.	DL	North Carolina State	2018-2020
Harlow, Sean	C	Oregon State	2023	Hill, Harry Franklin (Cowboy)	TB	Oklahoma	1925-1926
Harms, Art	T	Vermont	1926-1927	Hill, John	CT	Lehigh	1972-1974
Harper, Charlie	G	Oklahoma State	1966-1972	Hill, John A. (Kid or Bozo)	B	Amherst	1926
Harper, LaSalle	LB	Arkansas	1989	Hill, Kenny	DB	Yale	1984-1988
Harper, Madre	DB	Southern Illinois	2020	Hill, Ralph	C	Florida A&M	1976-1977
Harrell, Gary	WR	Howard	1994-1995	Hill, Will	DB	Florida	2012-2013
Harris, Don	DB	Rutgers	1980	Hillebrand, Jerry	LB	Colorado	1963-1966
Harris, Dwayne	WR	East Carolina	2015-2017	Hilliard, Ike	WR	Florida	1997-2004
Harris, Johnnie	S	Mississippi State	2002-2003	Hilliard, Jason	OL	Louisville	2004
Harris, Marcus	WR	Murray State	2014-2015	Hilliard, Justin	LB	Ohio State	2021
Harris, Mike	CB	Florida State	2014	Hillis, Peyton	RB	Arkansas	2013-2014
Harris, Nigel	LB	South Florida	2017	Hillman, Jon	RB	Rutgers	2019
Harris, Oliver (Ollie)	E	Geneva	1926	Hilpert Hal	E	Oklahoma City	1930
Harris, Phil	DB	Texas	1966	Hilton, Roy	DE	Jackson State	1974
Harris, Robert	DE	Southern	1995-1999	Hinkle, Jack	BB	Syracuse	1940
Harris, Trent	LB	Miami (FL)	2020-2021	Hinton, Chuck	C	Mississippi	1967-1969
Harris, Wendell	DB	LSU	1966-1967	Hixon, Domenik	WR	Akron	2007-2012
Harrison, Damon	NT	William Penn.	2016-2018	Hobgood-Chitick, Nate	DT	North Carolina	1998
Harrison, Jonothan	OL	Florida	2021	Hodel, Merwin	FB	Colorado	1953
Harrison, Max	E	Auburn	1940	Hodgins, Isaiah	WR	Oregon State	2022-2023
Hart, Bobby	T	Florida State	2015-2017	Hogan, Mike	FB	Tenn.-Chattanooga	1980
Hart, Harold	HB	Texas Southern	1977	Hogan, Paul	WB	Wash. & Jefferson	1926
Hartzog, Howard (Bug)	G	Baylor	1928	Holifield, Jimmy	DB	Jackson St.	1968-1969
Harvey, Nate	LB	East Carolina	2019	Holland, Vern	OT	Tennessee	1980
Hasenohri, George	DT	Ohio State	1974	Hollins, Justin	LB	Oregon	2023
Hasselbeck, Don	TE	Colorado	1985	Hollis, Mike	K	Idaho	2003
Hasselbeck, Tim	QB	Boston College	2005-2006	Hollowell, T.J.	LB	Nebraska	2004
Hassenauer, J.C.	OL	Alabama	2023	Holba, Colin	LS	Louisville	2019
Hartage, Montre	S	Northwestern	2020	Holmes, Darnay	CB	UCLA	2020-2023
Hatch, Jeff	T	Penn.	2002-2003	Holmes, Jaret	K	Auburn	2000
Hathcock, Dave	DB	Memphis State	1967	Holmes, Kenny	DE	Miami	2001-2003
Hauser, Art	DT	Xavier	1959	Holsey, Bernard	DT	Duke	1996-1999
Hawkins, Tre	CB	Old Dominion	2023	Holmes, Johnny	WR	Cincinnati	2020
Hayes, Larry	LB	Vanderbilt	1961	Hopkins, Tam	G	Ohio State	2002
Haynes, Mark	DB	Colorado	1980-1985	Horan, Mike	P	Long Beach St.	1993-1996
Hazel, Paul	DE	Western Michigan	2014	Horne, Timmy	DL	Kansas State	2023
Hazeltine, Matt	LB	California	1970	Horne, Richard	DE	Oregon	1941
Headen, Andy	LB	Clemson	1983-1988	Horner, Sam	DB	VMI	1962-1963
Heap, Joe	HB	Notre Dame	1955	Hornsby, Ron	LB	S. E. Louisiana	1971-1974
Heater, Larry	HB	Arizona	1980-1983	Hosley, Jayron	DB	Virginia Tech.	2012-2015
Hebert, Bud	DB	Oklahoma	1980	Hosterler, Jeff	QB	West Virginia	1984-1992
Heck, Ralph	LB	Colorado	1969-1971	Houston, Dennis	WR	Western Illinois	2023
Hedgecock, Madison	FB	North Carolina	2007-2010	Houston, Dick (Rich)	WR	East Texas St.	1969-1973

Hovious, John (Junie)	QB	Mississippi	1945
Howard, Albert Franklin (Red)	G	NH; Princeton	1927
Howard, Anthony	G	Tennessee	1987
Howard, Bob (Dosey)	G	Marietta	1929-1930
Howard, Erik	NT	Washington St.	1986-1994
Howard, Travis	CB	Ohio State	2014
Howell, Jim Lee	E	Arkansas	1937-42, 1946-47
Howell, Lane	T	Grambling	1963-1964
Hubbard, Cal	E	Geneva	1927-1928, 1936
Hudson, Bob	E	Clemson	1951-1952
Hudson, Tanner	TE	Southern Arkansas	2022
Huff, Sam	LB	West Virginia	1956-1963
Hugger, Keith	WR	Connecticut	1983
Hughes, Ed	DB	Tulsa	1956-1958
Hughes, Ernie	C	Notre Dame	1981-1983
Hughes, Montori	DT	Tennessee-Martin	2015-2016
Hughes, Pat	C	Boston U	1970-1976
Hunt, Byron	LB	SMU	1981-1988
Hunt, George	K	Tennessee	1975
Hunter, Michael	CB	Oklahoma State	2016
Hutchinson, Bill	QB	Dartmouth	1942
Hutchinson, Ralph	T	Chattanooga	1949
Huth, Gerald (Jerry)	G	Wake Forest	1956
Hyatt, Jalin	WR	Tennessee	2023
Hyland, Bob	G	Boston College	1971-1975
Hynoski, Henry	FB	Pittsburgh	2011-2014

I

Imlay, Talma (Tut)	WB	California	1927
Ingram, Mark	WR	Michigan State	1987-1992
Irvin, Cecil (Tex)	T	Davis-Elkins	1932-1935
Iverson, Chris (Duke)	BB	Oregon	1947

J

Jackson, Adoree'	CB	Southern California	2021-2023
Jackson, Alonzo	LB	Florida State	2005
Jackson, Bennett	S	Notre Dame	2014-2015
Jackson, Bob	FB	N.C. A&T	1950-1951
Jackson, Brian	CB	Oklahoma	2010
Jackson, Cleveland	TE	Nevada-Las Vegas	1979
Jackson, Deon	RB	Duke	2023
Jackson, Greg	DB	LSU	1989-1993
Jackson, Honor	DB	Pacific	1973-1974
Jackson, Josh	CB	Iowa	2021
Jackson, Louis	HB	Cal Poly (SLO)	1981
Jackson, Mark	WR	Purdue	1993-1994
Jackson, Terry	DB	S.D. State	1978-1983
Jackson, Tyree	TE	Buffalo	2023
Jacobs, Allen	FB	Utah	1966-1967
Jacobs, Brandon	RB	Southern Illinois	2005-2011, 2013
Jacobs, Proverb	DT	California	1960
Jacobs, Tramain	CB	Texas A&M	2015
Jacobson, Larry	DT	Nebraska	1972-1975
James, Charles	DB	Charleston Southern	2013
James, Dick	DB	Oregon	1964
James, Richie	WR	Middle Tennessee State	2022
Janarette, Charlie	T	Penn State	1961-1962
Jappe, Paul E.	E	Syracuse	1925, 1927-1928
Jefferson, Tony	S	Oklahoma	2022
Jelacic, Jon	G	Minnesota	1958
Jenkins, Cullen	DT	Central Michigan	2013-2015

Jenkins, Eddie	HB	Holy Cross	1974
Jenkins, Izel	DB	N.C. State	1993
Jenkins, Janoris	CB	North Alabama	2016-2019
Jenkins, John	DL	Georgia	2018
Jennings, Dave	P	St. Lawrence	1974-1984
Jennings, Michael	WR	Florida State	2006-2007
Jennings, Rashad	RB	Liberty	2014-2016
Jernigan, Jerrel	WR	Troy	2011-2014
Jerry, John	OL	Mississippi	2014-2017
Jessie, Brandon	TE	Utah	1997
Jeter, Gary	DE	USC	1977-1982
Jiles, Dwayne	LB	Texas Tech	1989
John, Rysen	TE	Simon Fraser	2021
Johnson, Austin	DL	Penn State	2020-2021
Johnson, Bill	K	Livingston	1970
Johnson, Bob (Bobby)	WR	Kansas	1984-1986
Johnson, Bruce	DB	Miami	2009-2011
Johnson, Collin	WR	Texas	2021-2022
Johnson, Curley	K	Houston	1969
Johnson, D.J.	DB	Jackson State	2009-2010
Johnson, Damian	T	Kansas State	1986-1989
Johnson, Darry	TE	Central Florida	2006-2009
Johnson, Dennis	TE	Mississippi State	1980
Johnson, Dominique	DB	Jackson State	2009-2010
Johnson, Dwight	DE	Baylor	2002
Johnson, Gartrell	RB	Colorado State	2009
Johnson, Gene	DB	Gannatti	1961-1962
Johnson, Herb	HB	Army; Washington	1954
Johnson, Joe	WB	Mississippi	1948
Johnson, John	DT	Indiana	1969
Johnson, Josh	QB	San Diego	2016
Johnson, Keenon	WR	Virginia	2017
Johnson, Ken	FB	Miami	1979
Johnson, Larry	C	Haskell	1936-1939
Johnson, Len	C	St. Cloud	1970
Johnson, LeShon	RB	N. Illinois	1998-1999
Johnson, Marcus	WR	Texas	2022
Johnson, Michael	S	Arizona	2007-2010
Johnson, Nate	WR	Hillsdale	1980
Johnson, Nico	LB	Alabama	2015
Johnson, Pepper	LB	Ohio State	1986-1992
Johnson, Randy	QB	Texas A&I	1971-1973
Johnson, Ron	HB	Michigan	1970-1975
Johnson, Travonti	CB	Central Florida	2007
Johnson, Will	FB	West Virginia	2016
Johnson II, Raymond	DL	Georgia Southern	2021
Johnston, Brian	C	North Carolina	1986-1987
Jones, Bob	DE	Penn State	2002
Jones, Brett	C	Regina (Canada)	2015-2017
Jones, Cedric	DE	Oklahoma	1996-2000
Jones, Chad	S	LSU	2010-2011
Jones, Chris	C	Delaware State	1987
Jones, Clarence	T	Maryland	1991-1993
Jones, Daniel	QB	Duke	2019-2023
Jones, Daryl	WR	Miami	2002
Jones, Dhani	LB	Michigan	2000-2003
Jones, Ernie	DB	Miami	1977-1979
Jones, Greg	LB	Michigan State	2011
Jones, Homer	FL	Texas Southern	1964-1969
Jones, James	DE	N.C. A&T	1987
Jones, Mark	WR	Tennessee	2004
Jones, Robbie	LB	Alabama	1984-1987
Jones, Taiwan	RB	Eastern Washington	2023
Jones, TJ	WR	Notre Dame	2019
Jones, Tom (Potsy)	G	Bucknell	1932-1936

Jordan, David	G	Auburn	1984-1986
Jordan, Mike	CB	Missouri Western State	2018
Joseph, Linval	DT	East Carolina	2010-2013
Joseph, William	DT	Miami	2003-2007
Joyce, Delvin	RB	James Madison	2002-2004
Junkin, Trey	LS	Louisiana Tech	2002
Jurevicius, Joe	WR	Penn State	1998-2001

## K

Kab, Vyto	TE	Penn State	1985
Kalu, Joshua	DB	Nebraska	2021
Kane, Herb	T	Okla. Teachers	1944-1945
Kanell, Danny	QB	Florida State	1996-1998
Kanicki, Jim	DT	Michigan St.	1970-1972
Kaplan, Bernie	G	West Maryland	1935-1936
Karcis, John (Bull)	FB	Carnegie Tech	1938-1939, 1943
Karilivacz, Carl	DB	Syracuse	1958
Katcavage, Jim	DE	Dayton	1956-1968
Kaumeyer, Thom	DB	Oregon	1991-1993
Keahy, Eulis (Duce)	T	Geo. Washington	1942
Kearns, Tom	T	Miami	1945
Kehl, Bryan	LB	BYU	2008-2010
Kelley, Brian	LB	Cal. Lutheran	1973-1983
Kelly, Derrick	OL	Florida State	2021
Kelly, Ellison	G	Michigan State	1959
Kelly, John S. (Shipwreck)	TB	Kentucky	1932
Kelly, Lewis	OL	S.C. State	2005-2006
Kelly, Paul	QB	New Haven	1987
Kemp, Jackie	QB	Occidental	1958
Kendrick, Jim	E	Texas A&M	1927
Kennard, Devon	LB	USC	2014-2017
Kennard, George	G	Kansas	1952-1955
Kennedy, Jimmy	DT	Penn State	2011
Kennedy, Thomas	QB	L. A. State	1966-1967
Kenyon, Bill	BB	Georgetown	1925
Kershaw, George	DE	Colgate	1949
Ketzko, Alex	T	Michigan St.	1942
Keuper, Ken	DB	Georgia	1948
Killett, Charlie	HB	Memphis St.	1963
Killinger, Glenn	TB	Penn State	1926
Kimball, Bruce	G	Massachusetts	1981-1982
Kimber, Bill	E	Florida State	1959-1960
Kimmel, Jerry	LB	Syracuse	1987
Kinard, Terry	DB	Clemson	1983-1989
King, Gordon	T	Stanford	1978-1985
King, Jerome	DB	Purdue	1980
King, Phil	FB	Vanderbilt	1958-1963
King, Tavarres	WR	Georgia	2016-2017
Kinscherf, Carl	FB	Colgate	1943-1944
Kirby, John	LB	Nebraska	1969-1970
Kirouac, Lou	T	Boston College	1963
Kitzmiller, John (Dutch)	FB	Oregon	1931
Kiwanuka, Mathias	DE/LB	Boston College	2006-2014
Klasoskus, Al	T	Holy Cross	1941-1942
Kline, Harry (Jiggs)	E	Kansas Teachers	1939-1940, 1942
Klotovich, Mike	WB	St. Mary's	1945
Knight, Pat	DE	SMU	1952, 1954-1955
Knight, Sammy	S	USC	2008
Kobrosky, Milt (Mickey)	QB	Trinity (Conn.)	1937
Koets, Adam	OL	Oregon State	2007-2011
Kolman, Ed	DT	Temple	1949
Kolodziej, Ross	DT	Wisconsin	2001-2003
Koontz, Joe	WR	San Francisco St.	1968

Koppisch, Walter	WB	Columbia	1926
Kotar, Doug	HB	Kentucky	1974-1981
Kotite, Rich	TE	Wagner	1967, 1969-1972
Koy, Ernie	HB	Texas	1965-1970
Kozlowski, Brian	TE	Connecticut	1994-1996
Krahl, Jim	DT	Texas Tech	1978
Kranchick, Matt	TE	Penn State	2005
Kratch, Bob	G	Iowa	1989-1993
Krause, Max	BB	Gonzaga	1933-1936
Kreiter, Casey	LS	Iowa	2020-2023
Kropog, Troy	T	Tulane	2014
Krouse, Ray	DT	Maryland	1951-1955
Kuehl, Ryan	LS	Virginia	2003-2007
Kuhn, Markus	DT	N.C. State	2012-2015
Kyles, Troy	WR	Howard	1990

## L

Lacey, Bob	WR	North Carolina	1965
LaCasse, Matt	TE	Illinois	2015-2017
Ladler, Kenny	S	Vanderbilt	2018
Lagod, Chester (Chet)	G	Chattanooga	1953
Laidlaw, Scott	FB	Stanford	1980
Lakes, Roland	DT	Wichita	1971
Lalonde, Roger	DT	Muskingum	1965
Lalos, Niko	LB	Dartmouth	2020
Landeta, Sean	P	Towson State	1985-1993, 2006
Landrews, Jaquarius	S	Mississippi State	2020
Landry, Tom	DB	Texas	1950-1955
Lane, Eric	RB	Tennessee	1997
Lane, Gary	QB	Missouri	1968
Lansdell, Granville (Grenny)	QB	USC	1940
Lapka, Myron	NT	USC	1980
Larson, Greg	C	Minnesota	1961-1973
Lascari, John	E	Georgetown	1942
Lasker, Greg	S	Arkansas	1986-1988
Lasky, Frank	T	Florida	1964-1965
Lasse, Dick	LB	Syracuse	1962
Lattimer, Cody	WR	Indiana	2018-2019
Lauletta, Kyle	QB	Richmond	2018
Lawrence, Marcus	LB	South Carolina	2005
Lawrence II, Dexter	DL	Clemson	2019-2023
Layne, Justin	S	Michigan State	2022
Leavitt, Dick	T	Bowdoin	1976-1978
LeBlanc, Clarence	S	LSU	2001-2003
Lechner, Edgar (Ed)	G	Minnesota	1942
Leemans, Tuffy	FB/QB	Geo. Washington	1936-1943
Lemieux, Shane	G	Oregon	2020-2023
Legree, Lance	DT	Notre Dame	2001-2004, 2006
Lentz, Matt	OG	Michigan	2006
Leo, Jim	LB	Gnannati	1960
Levens, Dorsey	RB	Georgia Tech	2003
Levingston, Bashir	DB	E. Washington	1999-2000
Lewerke, Brian	QB	Michigan State	2021
Lewis, Art	T	Ohio	1936
Lewis, Danny	HB	Wisconsin	1966
Lewis, Dion	RB	Pittsburgh	2020
Lewis, Kevin	LB	Duke	2000-2005
Lewis Jr., Roger	WR	Bowling Green	2016-2017
Lewis, Ryan	CB	Pittsburgh	2020
Lewis, Thomas	WR	Indiana	1994-1997
Liebel, Frank	E	Norwich	1942-1947
Lieberum, Don	WB	Manchester	1942
Lippett, Tony	CB	Michigan State	2018

Lincoln, Jeremy	DB	Tennessee	1998-1999
Lindahl, Virgil (Joe)	G	Nebraska St.	1945
Lindstrom, Gabe	P	Toledo	2001-2002
Linnin, Chris	DE	Washington	1980
Little, Jim	T	Kentucky	1945
Livingston, Cliff	DE	UCLA	1954-1961
Livingston, Howard (Howie)	FB	No College	1944-1947
Lloyd, Dan	LB	Washington	1976-1982
Lockhart, Carl	DB	No. Texas St.	1965-1975
Locklear, Sean	T	N.C. State	2012
Long, Buford	DB	Florida	1953-1955
Longo, Tom	DB	Notre Dame	1969-1970
Lorenzen, Jared	QB	Kentucky	2005-2007
Lott, Billy	HB	Mississippi	1958
Love, Julian	S	Notre Dame	2019-2022
Love, Walter	WR	Westminster (Utah)	1973
Lovelady, Edwin	WR	Memphis State	1987
LoVetere, John	DT	Compton	1963-1965
LoVullo, Frank	E	St. Bonaventure	1949
Lucier, Wayne	C	Colorado	2003-2004
Lumms, John (Jack)	E	Baylor	1941
Lumpkin, Gregg	RB	Georgia	2012
Lumpkin, Ron	DB	Arizona State	1973
Lunday, Ken (Kayo)	G	Arkansas	1937-41, 1946-47
Lurtsema, Bob	DT	Western Mich.	1967-1971
Lynch, Dick	DB	Notre Dame	1959-1966
Lyon, George (Babe)	T	Kansas State	1929

## M

MacAfee, Ken Sr.	E	Alabama	1954-1958
Mack, Austin	WR	Ohio State	2020
Mackorell, John (Johnny)	TB	Davidson	1935
Mackrides, Bill	QB	Nevada	1953
Maddox, Tommy	QB	UCLA	1995
Madison, Sam	CB	Louisville	2006-2008
Maher, Bruce	DB	Detroit	1968-1969
Mallard, Wesley	LB	Oregon	2002-2004
Mallory, Larry	DB	Tenn. State	1976-1978
Mallouf, Ray	QB	SMU	1949
Mama, Damian	G	USC	2017
Mangum, Pete	LB	Mississippi	1954
Manning, Eli	QB	Mississippi	2004-2019
Manning, Terrell	LB	North Carolina State	2014
Manningham, Mario	WR	Michigan	2008-2011
Manton, Tilly	BB	TCU	1936-1938
Manuel, Lionel	WR	Pacific	1984-1990
Maponga, Stansly	DE	TCU	2015
Marefos, Andy	FB	St. Mary's	1941-1942
Marion, Frank	LB	Florida A&M	1977-1983
Marker, Cliff	E	Washington St.	1927
Markham, Dale	DE	North Dakota	1980
Marone, John (Sal)	G	Manhattan	1943
Maronic, Dusan (Duke)	G	No College	1951
Marsh, Dick	G	Oklahoma	1933
Marshall, Arthur	WR	Georgia	1994-1996
Marshall, Brandon	WR	Central Florida	2017
Marshall, Ed	WR	Cameron State	1976-1977
Marshall, Leonard	DE	LSU	1983-1992
Martin, Derrick	S	Wyoming	2011
Martin, Frank	WB	Alabama	1945
Martin, George	DE	Oregon	1975-1988
Martin, Kareem	LB	North Carolina	2018-2019
Martin, Wes	OL	Indiana	2021

Martinez, Blake	LB	Stanford	2020-2021
Martinkovic, John	DT	Xavier	1957
Massey, Robert	DB	N. C. Central	1997
Mastrangelo, John	G	Notre Dame	1950
Matan, Bill	DE	Kansas State	1966
Mathews, Derrick	LB	Houston	2017
Mathews, Billy	LB	South Dakota State	1982
Mathews, Bo	FB	Colorado	1980-1981
Mathews, Michael	TE	Georgia Tech	2007-2008
Maumalanga, Chris	DT	Kansas	1994
Mauro, Josh	DL	Stanford	2018
Maxon, Alvin	HB	SMU	1978
Maxwell, Jim	LB	Gardner-Webb	2004
Mayfield, Jalen	OL	Michigan	2023
Maynard, Brad	P	Ball State	1997-2000
Maynard, Don	HB	Texas Western	1958
Mayock, Mike	DB	Boston College	1982-1983
Mayo, David	LB	Texas State	2019-2020
Mazurek, Edward J.	DT	Xavier	1960
McBride, John F. (Jack)	TB	Syracuse	1925-28, 1932-34
McBride, Trumaine	DB	Mississippi	2013-2015
McCafferty, Don	E	Ohio State	1946
McCaffrey, Ed	WR	Stanford	1991-1993
McCain, Bobby	S	Memphis	2023
McCann, Jim	K	Arizona State	1973
McCann, Tim	DT	Princeton	1969
McChesney, Bob	E	Hardin-Simmons	1950-1952
McClain, Clint (Red)	FB	SMU	1941
McClain, Jameel	LB	Syracuse	2014
McCloud, Nick	CB	Notre Dame	2022-2023
McConkey Phil	WR	Navy	1984-1988
McCoy, Colt	QB	Texas	2020
McCoy, Mike	DT	Notre Dame	1979-1980
McCreary, Loaird	TE	Tenn. State	1979
McDaniel, Emmanuel	DB	East Carolina	1999-2001, 2003
McDaniel, LeCharls	DB	Cal-Poly	1983-1984
McDermott, Shane	OL	Miami	2016
McDonald, Ramos	DB	New Mexico	2000
McDonnell, Brady	TE	Colorado	2001
McDougle, Jerome	DE	Miami	2008
McDowell, John	T	St. John's (Minn.)	1965
McElhenny, Hugh	HB	Washington	1963
McFadden, Leon	CB	San Diego State	2015
McFadden, Micah	ILB	Indiana	2022-2023
McFadden, Paul	K	Youngstown	1988
McGee, Brandon	CB	Miami	2015
McGee, Ed	T	Temple	1940
McGee, Tony	TE	Michigan	2003
McGhee, Kanavis	LB	Colorado	1991-1993
McGinley, Ed	T	Penn.	1925
McGlasson, Ed	C	Youngstown	1981
McGowan, Reggie	WR	Abilene Christian	1987
McGrew, Lawrence	LB	USC	1990
McGriff, Curtis	NT	Alabama	1980-1986
McGriggs, Lamar	DB	Western Illinois	1991-1992
McIntosh, RJ	DL	Miami (FL)	2018-2020
McKenzie, Kareem	RT	Penn State	2005-2011
McKethan, Marcus	OL	North Carolina	2022-2023
McKinney, Benardrick	LB	Mississippi State	2021
McKinney, Odis	DB	Colorado	1978-1979
McKinney, Xavier	S	Alabama	2020-2023
McLaughlin, Joe	LB	Massachusetts	1980-1984
McLaughry, John	BB	Brown	1940
McLaurin, Mark	LB	Mississippi State	2019
McLean, Ron	DL	Cal St-Fullerton	1988



McMullen, Dan (Danny)	G	Nebraska	1929
McMullen, Typail	DB	Middle Tennessee	1997
McNeil, Clifton	WR	Grambling	1970-1971
McQuarters, R.W.	CB	Oklahoma State	2006-2008
McQuay, Leon	HB	Tampa	1974
McRae, Bennie	DB	Michigan	1971
Mead, John (Jack)	E	Wisconsin	1946-1947
Meggett, David	RB	Towson State	1989-1994
Meisner, Greg	NT	Pittsburgh	1991
Mellus, John	T	Villanova	1938-1941
Menasco, Don	DB	Texas	1952-1953
Mendenhall, John	DT	Grambling	1972-1979
Menefee, Hartwell (Pep)	FL	New Mexico St.	1966
Mercein, Chuck	FB	Yale	1965-1967
Mercer, Jim	QB	Oregon State	1942-1943
Meredith, Jamon	T	South Carolina	2010
Meriweather, Brandon	S	Miami	2015
Merrill, Casey	DE	Cal-Davis	1983-1985
Mertes, Bernie (Buzz) (Bus)	FB	Iowa	1949
Messner, Max	LB	Cincinnati	1964
Meuth, Kevin	T	SW Texas St.	1987
Mielziner, Saul	T	Carnegie Tech	1929-1930
Mihalik, Brian	T	Boston College	2018
Miklich, Bill	BB	Idaho	1947-1948
Mikolajczyk, Ron	G	Tampa	1976-1979
Miles, Edmond	LB	Iowa	2008
Miles, Joshua	T	Morgan State	2023
Miles, Leo	DB	Virginia St.	1953
Miller, Calvin	DT	Oklahoma State	1979
Miller, Corey	LB	South Carolina	1991-1998
Miller, Ed (Eddie)	QB	New Mexico	1939-1940
Miller, Jim	P	Mississippi	1987
Miller, Mike	WR	Tennessee	1983
Miller, Nate	T	LSU	1998
Miller, Solomon	WR	Utah State	1986
Milling, James	WR	Maryland	1991
Mills, Jeff	LB	Nebraska	1994
Milner, Bill	DG	Duke	1950
Milstead, Century	T	Yale	1925, 1927-1928
Minisi, Anthony (Skippy)	HB	Penn	1948
Minnear, Randy	HB	Purdue	1967-1969
Mischak, Bob	G	Army	1958
Mistler, John	WR	Arizona State	1981-1984
Mitchell, Brian	RB	Southwestern La	2003
Mitchell, Grandville (Buster)	E	Davis-Elkins	1935-1936
Mitchell, Harold (Hal)	G	UCLA	1952
Mitchell, Kawika	LB	South Florida	2007
Mitchell, Pete	TE	Boston College	1999-2000
Mitchell, Russell	C	Mississippi	1987
Mittrione, Matt	DT	Purdue	2002
Mix, Anthony	WR	Auburn	2007
Moa, David	DL	Boise State	2021
Modzelewski, Dick	DT	Maryland	1956-1963
Molden, Frank	DT	Jackson State	1969
Molenda, John (Bo)	BB	Michigan	1932-1935
Mondeaux, Henry	DL	Oregon	2022
Monk, Quincy	LB	North Carolina	2002-2003
Montgomery, Joe	RB	Ohio State	1999-2001
Monty, Pete	LB	Wisconsin	1997-2000
Moore, Damontre	DE	Texas A&M	2013-2015
Moore, Dana	P	So. Mississippi	1987
Moore, Eric	T	Indiana	1988-1993
Moore, Eric	DE	Florida State	2005
Moore, Henry	HB	Arkansas	1956
Moore, Herman	WR	Virginia	2002
Moore, Kamrin	DB	Boston College	2018
Moore, Ken	G	W. Va. Wesleyan	1940
Moorehead, Emery	WR	Colorado	1977-1979
Moran, Dale (Hap)	TB	Carnegie Tech	1928-1933
Moran, James	DT	Idaho	1964-1967
Moran, Tom	BB	Centre	1925
Moreau, Fabian	CB	UCLA	2022
Morgan, Bill	T	Oregon	1933-1936
Morgan, Dan	G	Penn State	1987
Morrall, Earl	QB	Michigan St.	1965-1967
Morris, Alfred	RB	Florida Atlantic	2020
Morris, Darryl	DB	Texas State	2017
Morris, James	LB	Iowa	2015
Morris, Joe	HB	Syracuse	1982-1989
Morris, Robert William (Bob)	HB	USC	1947
Morrison, Joe	DB/HB/WR	Cincinnati	1959-1972
Morrison, Pat	DB	So. Conn. State	1987
Morton, Chad	RB/RS	USC	2005-2006
Morton, Craig	QB	California	1974-1976
Mosley, Brandon	OL	Auburn	2012-2015
Moss, Avery	DE	Youngstown State	2017
Moss, Sinorice	WR	Miami	2006-2010
Mote, Kelly	E	Duke	1950-1952
Mowatt, Zeke	TE	Florida State	1983-1989, 1991
Mrosko, Bob	TE	Penn State	1990
Mullady, Tom	TE	Rhodes College	1979-1984
Mullen, Tom	G	SW Mo. State	1974-1977
Mulleneaux, Lee	BB	N. Arizona	1932
Mullins, Noah	HB	Kentucky	1949
Munday, George (Sunny)	T	Kansas Teachers	1931-1932
Mundy, Ryan	S	West Virginia	2013
Munn, Lyle	E	Kansas State	1929
Munson, Calvin	LB	San Diego State	2017
Murdock, Les	K	Florida State	1967
Murphy, Kyle	OL	Rhode Island	2020-2021
Murphy Jr., Louis	WR	Florida	2013
Murphy, Ryan	S	Oregon State	2017
Murray, Earl (Bill)	G	Purdue	1951
Murtagh, George (Mickey)	C	Georgetown	1926-1932
Myarick, Chris	FB/TE	Temple	2021-2022
Myers, Brandon	TE	Iowa	2013
Myers, Tommy	WB	Fordham	1925
Myles, Toby	T	Jackson State	1998-1999

## N

Nash, Bob	E	Rutgers	1925
Nassib, Ryan	QB	Syracuse	2013-2016
Neal, Evan	T	Alabama	2022-2023
Neill, Bill	NT	Pittsburgh	1981-1983
Neill, Jim	FB	Texas Tech	1937
Nelson, Andy	DB	Memphis St.	1964
Nelson, Karl	T	Iowa State	1983-1988
Nesser, Al	G	No College	1926-1928
Nettles, Doug	DB	Vanderbilt	1980
Neville, Tom	T	Miss. State	1979
Newhouse, Marshall	T	TCU	2015-2016
Newman, Harry	TB	Michigan	1933-1935
Nicholson, Frank	LB	Delaware State	1987
Nicks, Hakeem	WR	North Carolina	2009-2013, 2015
Nielsen, Walter	FB	Arizona	1940
Niles, Jerry	QB	Iowa	1946-1947
Nittmo, Bjorn	K	Appalachian State	1989
Nix III, Louis	DT	Notre Dame	2015

Nix, Emery	QB	TCU	1943, 1946
Nolan, Dick	DB	Maryland	1954-57, 1959-61
Norby, John	WB	Idaho	1934
Nordstrom, Harry (Swede)	G	Trinity (Conn.)	1925
Norris, Jimmy	DB	Upsala	1987
Norton, Jim	DT	Washington	1970
Norwood, Kevin	WR	Alabama	2017
Nunez-Roches, Rakeem	DL	Southern Miss	2023
Nutt, Richard	B	Texas State	1949

**O**

O'Brien, Dave	DT	Boston College	1965
Oates, Bart	C	Brigham Young	1985-1993
Oben, Roman	T	Louisville	1996-1999
Obradovich, Jim	TE	USC	1975
Odighizuwa, Owa	DE	UCLA	2015-2016
Odum, Steve	WR	Utah	1979
Ogbonnaya, Chris	RB	Texas	2014
Ogletree, Alec	LB	Georgia	2108-2019
Ogletree, Kevin	WR	Virginia	2014
O'Hara, Shaun	C	Rutgers	2004-2010
Ojomo, Adewale	DE	Miami	2012-2013
Ojulari, Azeez	OLB	Georgia	2021-2023
Okereke, Bobby	ILB	Stanford	2023
Okoli, Ramon	DL	Murray State	1996
Okwara, Romeo	DE	Notre Dame	2016-2017
Olander, Cliff	DB	N.M. State	1980
Oldershaw, Doug	G	Santa Barbara	1939-1941
Oldham, Ray	DB	Middle Tennessee	1979
O'Leary, Dan	TE	Notre Dame	2002
Olivera, Shane	T	Ohio State	2008
Olszewski, Gunner	WR	Bemidji State	2023
O'Malley, Ryan	TE	Pennsylvania	2017
O'mameh, Patrick	G	Michigan	2018
Orduna, Joe	HB	Nebraska	1972-1973
Orr, Raheem	DE	Rutgers	2004
Ostendarp, Jim	HB	Bucknell	1950-1951
Ott, Tyler	LS	Harvard	2015
Owen, Alton (Al)	FB	Mercer	1939-1940, 1942
Owen, Steve	T	Phillips	1926-1931, 1933
Owen, Tom	QB	Wichita State	1983
Owen, William (Bill)	T	Oklahoma A&M	1929-1936
Owens, Gervarius	S	Houston	2023
Owens, R. C.	FL	Idaho	1964

**P**

Painter, Curtis	QB	Purdue	2013
Palazzi, Lou	C	Penn State	1946-1947
Palelei, Lonnie	G	UNLV	1998
Palm, Mike	BB	Penn State	1925-1926
Palmer, Jesse	QB	Florida	2001-2004
Park, Kaulana	RB	Stanford	1987
Parker, Frank	DT	Oklahoma State	1969
Parker, Glenn	G	Arizona	2000-2001
Parker, Jeremiah	DE	California	2000
Parker, Ken (Kenny)	DB	Fordham	1970
Parker, Martin	DT	Richmond	2011
Parker, Preston	WR	North Alabama	2014-2015
Parker, Steven	DB	Oklahoma	2021
Parnell, Fred (Babe)	T	Colgate	1925-1928
Parry, Owen (Ox)	T	Baylor	1937-1939

Paschal, Bill	FB	Georgia Tech	1943-1947
Paschka, Gordon	FB	Minnesota	1947
Pascoe, Bear	TE	Fresno State	2009-2013
Pass, Patrick	FB	Georgia	2007
Patmon, DeWayne	S	Michigan	2001-2002
Patten, David	WR	Western Carolina	1997-1999
Patterson, Don	DB	Georgia Tech	1980
Patterson, Elvis	DB	Kansas	1984-1987
Patterson, Mike	DT	USC	2013-2014
Patton, Bob	G	Clemson	1952
Patton, Jim (Jimmy)	DB	Mississippi	1955-1966
Paysinger, Spencer	LB	Oregon	2011-2014
Peace, Chris	LB	Virginia	2019
Pears, Morgan	OL	Colorado State	2004
Peart, Matt	T	Connecticut	2020-2023
Peay, Francis	T	Missouri	1966-1967
Pedersen, Winifield (Win)	T	Minnesota	1941, 1945
Pegram, Erric	RB	North Texas St.	1997
Pelfrey, Ray	E	Eastern Kentucky	1953
Penny, Eli	FB	Idaho	2018-2021
Peppers, Jabrill	S	Michigan	2019-2021
Perdue, Willard (Bolo)	E	Duke	1940
Perez, Mike	QB	San Jose State	1991
Perkins, Johnny	WR	Abilene Christian	1977-1983
Perkins, Paul	RB	UCLA	2016-2017, 2019
Perretta, Ralph	C/G	Purdue	1980
Perry, Leon	RB/FB	Mississippi	1980-1982
Pesonen, Dick	DB	Minn. (Duluth)	1962-1964
Peter, Christian	DT	Nebraska	1997-2000
Peters, Scott	C/G	Arizona State	2003-2004
Peterson, Marty	T	Pennsylvania	1987
Peterson, William	CB	Western Illinois	2001-2005
Petitgout, Luke	OL	Notre Dame	1999-2006
Petras, William (Bill)	WB	No College	1944-1945
Petrus, Mitch	G	Arkansas	2010-2012
Pettigrew, Gary	DT	Stanford	1974
Pettis, Dante	WR	Washington	2020-2021
Peviani, Bob	LB	USC	1953
Phifer, Roman	LB	UCLA	2005
Phillips, Ewell	G	Okl. Baptist	1936
Phillips, Kenny	S	Miami	2008-2012
Phillips, Ryan	LB	Idaho	1997-2000
Phillips, Tyre	OL	Mississippi State	2022-2023
Piccolo, Bill	C	Canisius	1943-1945
Pierce, Aaron	TE	Washington	1992-1997
Pierce, Antonio	MLB	Arizona	2005-2009
Pierre, Olsen	DL	Miami	2019
Pierre-Paul, Jason	DE	South Florida	2010-2017
Pietrzak, Jim	DT	Eastern Michigan	1974-1979
Pimpton, Kalil	WR	Central Michigan	2022
Pinnock, Jason	S	Pittsburgh	2022-2023
Pipkin, Joyce	E	Arkansas	1948
Pisarak, Joe	QB	New Mexico St.	1977-1979
Pinkins, Eric	S/LB	San Diego State	2016
Pittman, Danny	WR	Wyoming	1980-1983
Plansky, Tony	FB	Georgetown	1928-1929
Plum, Milt	QB	Penn State	1969
Pochman, Owen	K	BYU	2001-2002
Podoley, Jim	B	Central Mich.	1962
Polk, Makai	WR	Mississippi State	2022
Ponder, Willie	WR	SE Missouri St	2003-2005
Poole, Barney	DE	Mississippi	1954
Poole, Jim (Buster)	E	Mississippi	1937-41, 1945-46
Poole, Ray	E	Mississippi	1947-1952
Pope, Geoffrey	DB	Howard	2007

Porter, Rob	DB	Holy Cross	1987
Post, Bobby	DB	Kings Point	1967
Portteiger, Earl	BB	Ursinus	1925-1928
Pough, Ernie	WR	Texas Southern	1978
Powe, Darius	WR	California	2017
Powell, Andre	LB	Penn State	1993-1994
Powell, Dick	E	Davis-Elkins	1932
Powers, Clyde	DB	Oklahoma	1974-1977
Prestel, Jim	DT	Idaho	1966
Price, Billy	OL	Ohio State	2021
Price, Eddie	FB	Tulane	1950-1955
Principe, Dominic (Dom)	FB	Fordham	1940-1942
Pritchard, Bosh	HB	VMI	1951
Pritko, Steve	E	Villanova	1943
Prokop, Joe	P	Cal Poly Pomona	1992
Pugh, Justin	OL	Syracuse	2013-2017, 2023
Pugh, Marion	QB	Texas A&M	1941, 1945
Pulley, Spencer	C	Vanderbilt	2018-2020
Pupunu, Al	TE	Weber State	1997-1998

**Q**

Quatse, Jess	T	Pitt	1935
--------------	---	------	------

**R**

Rader, Dave	QB	Tulsa	1979
Ragazzo, Phil	T	Western Reserve	1945-1947
Ragland, Reggie	LB	Alabama	2021
Rainey, Bobby	RB	Western Kentucky	2016
Ramona, Joe	G	Santa Clara	1953
Randle, Rueben	WR	LSU	2012-2015
Randolph, Thomas	DB	Kansas St.	1994-1997
Rapacz, John	LB	Oklahoma	1950-1954
Rasheed, Kenyon	RB	Oklahoma	1993-1994
Ratley, Damion	WR	Texas A&M	2020
Raymond, Corey	DB	LSU	1992-1994
Raymond, Kalif	WR	Holy Cross	2017
Reagan, Frank	FB	Penn	1941, 1946-1948
Reasons, Gary	LB	NW Louisiana St.	1984-1991
Reece, Beasley	DB	North Texas St.	1977-1983
Reed, Henry	DE	Weber State	1971-1974
Reed, J.R.	DB	Georgia	2021
Reed, Mark	QB	Morehead St.	1982
Reed, Max	C	Bucknell	1928
Reed, Smith	HB	Alcorn A&M	1965-1966
Reese, Darren	G	Ohio University	1994
Reese, Henry	G	Temple	1933-1934
Regular, Moses	LB	Missouri Valley	1996
Rehage, Steve	DB	LSU	1987
Rehder, Tom	G	Notre Dame	1990
Rehnquist, Milt	G	Bethany	1931
Remmers, Mike	T	Oregon State	2019
Reihert, Edwin	G	USC	1987
Reyes, Tutan	G	Mississippi	2009
Reynaud, Darius	WR	West Virginia	2010
Reynolds, Dallas	OL	Brigham Young	2013-2015
Reynolds, Ed	LB	Virginia	1992
Reynolds, Jerry	OL	UNLV	1995-1998
Reynolds, Owen	E	Georgia	1925
Rhodes, Ray	WR/DB	Tulsa	1974-1979
Rice, Orian Earl	BB	Muhlenberg	1929
Rich, Herb	DB	Vanderbilt	1954-1956

Richards, Elvin (Kink)	FB	Simpson	1933-1939
Richardson, Tim	RB	Pacific	1987-1988
Richburg, Weston	G/C	Colorado State	2014-2017
Riesenberg, Doug	T	California	1987-1995
Riley, Curtis	S	Fresno State	2018
Riley, Jordan	DL	Oregon	2023
Riley, Lee	DB	Detroit	1960
Rivers, Keith	LB	USC	2012-2013
Rivers, Marcellus	TE	Oklahoma State	2001-2004
Rivers, Nate	FB	So. Carolina State	1980
Rizzo, Jack	HB	Lehigh	1973
Robbins, Fred	DT	Wake Forest	2004-2009
Roberson, Brian	WR	Fresno State	1997
Roberts, Gene (Choo-Choo)	FB	Chattanooga	1947-1950
Roberts, Tom	G	DePaul	1943
Roberts, William	T	Ohio State	1984-1994
Robinson, A'Shawn	DL	Alabama	2023
Robinson, Aaron	CB	Central Florida	2021-2023
Robinson, Adrien	TE	Cincinnati	2012-2014
Robinson, Jimmy	WR	Georgia Tech	1976-1979
Robinson, Keenan	LB	Texas	2016-2017
Robinson, Stacy	WR	N.D. State	1985-1990
Robinson, Wan'Dale	WR	Kentucky	2022-2023
Robustelli, Andy	DE	Arnold	1956-1964
Roche, Quincy	LB	Miami (FL)	2021-2022
Rodgers, Shaun	DT	Texas	2012-2013
Rodgers-Cromartie, Dominique	CB	Tennessee State	2014-2017
Rodriguez, Ruben	P	Arizona	1992
Roehl, Jeff	T	Northwestern	2003
Roland, Johnny	HB	Missouri	1973
Rolle, Antrel	S	Miami	2010-2014
Roller, Dave	DT	Kentucky	1971
Roman, George	T	Western Reserve	1950
Rooney, Bill	WB	CO Sch of Mines	1925
Rosas, Aldrick	K	Southern Oregon	2017-2019
Rosatti, Rudolph F. (Rudy)	T	Michigan	1928
Rose, Gene	E	Tennessee	1936
Rosentfels, Sage	QB	Iowa State	2010-2011
Rosenthal, Mike	OL	Notre Dame	1999-2003
Ross, Aaron	CB	Texas	2007-2011, 2013
Ross III, John	WR	Washington	2021
Rote, Kyle	HB	SMU	1951-1961
Rouen, Tom	P	Colorado	2002
Rouse, Aaron	S	Virginia Tech	2009
Rouson, Lee	RB	Colorado	1985-1990
Rovinski, Tony	E	Holy Cross	1933
Rowe, Harmon	DB	San Francisco	1950-1952
Royston, Ed	G	Wake Forest	1948-1949
Rucker, Reggie	WR	Boston U	1971
Rudolph, Coleman	DE	Georgia Tech	1994-1996
Rudolph, Kyle	TE	Notre Dame	2021
Rudolph, Travis	WR	Florida State	2017
Ruegamer, Grey	OC	Arizona State	2006-2008
Russell, Alonzo	WR	Toledo	2018
Russell, Lafayette H. (Reb)	BB	Northwestern	1933
Rutledge, Jeff	QB	Alabama	1982-1989
Ryan, Logan	DB	Rutgers	2020-2021

**S**

Saalfeld, Kelly	C	Nebraska	1980
Saffer, Michael	T	UCLA	2003
Sally, Jerome	NT	Missouri	1982-1986
Salscheider, John (Jack)	HB	St. Thomas	1949

Sanchez, John.....	T.....	San Francisco.....	1949-1950	Shipp, Bill.....	DT.....	Alabama.....	1954
Sanders, Brandon.....	DB.....	Arizona.....	1997-1998	Shirk, Gary.....	TE.....	Morehead State.....	1976-1982
Santoso, Ryan.....	K.....	Minnesota.....	2020	Shockey, Jeremy.....	TE.....	Miami.....	2002-2007
Sarasky, Tony.....	TB.....	Fordham.....	1935-1937	Shofner, Del.....	E.....	Baylor.....	1961-1967
Sark, Harvey.....	G.....	Phillips.....	1931	Short, Brandon.....	LB.....	Penn State.....	2000-2003, 2006
Sash, Tyler.....	S.....	Iowa.....	2011-2012	Shufelt, Pete.....	LB.....	Texas El Paso.....	1994
Satenstein, Bernie (Ollie).....	G.....	NYU.....	1933	Shy, Les.....	HB.....	Long Beach St.....	1970
Saxton, Brian.....	TE.....	Boston College.....	1996	Siegle, Jules.....	FB.....	Northwestern.....	1948
Scales, Dwight.....	WR.....	Grambling.....	1979	Silas, Sam.....	DT.....	So. Illinois.....	1968
Scanlon, Rich.....	LB.....	Syracuse.....	2008	Sills V, David.....	WR.....	West Virginia.....	2019, 2021-2022
Scott, Da'Mari.....	WR.....	Fresno State.....	2019	Simmons, Isaiah.....	S/LB.....	Clemson.....	2023
Scheuer, Babe.....	T.....	NYU.....	1934	Simmons, Roy.....	G.....	Georgia Tech.....	1979-1981
Schichtle, Henry.....	QB.....	Wichita.....	1964	Simmons, Tony.....	WR.....	Wisconsin.....	2002
Schmidt, Bob.....	C.....	Minnesota.....	1959-1960	Simms, Bob.....	E.....	Rutgers.....	1960-1962
Schmitz, Bob.....	LB.....	Nebraska.....	1975-1976	Simms, Phil.....	QB.....	Morehead State.....	1979-1993
Schmitz, John Michael.....	C.....	Minnesota.....	2023	Simonson, Dave.....	T.....	Minnesota.....	1975
Schnelker, Bob.....	E.....	Bowling Green.....	1954-1960	Simonson, Scott.....	TE.....	Assumption.....	2018-2019
Schnellbacher, Otto.....	DB.....	Kansas.....	1950-1951	Simpson, Al.....	T.....	Colorado State.....	1975-1976
Scholtz, Bob.....	C.....	Notre Dame.....	1965-1966	Sims, James.....	HB.....	Washington.....	2006
Schreiber, Adam.....	C.....	Texas.....	1994-1996	Singer, Walter.....	E.....	Syracuse.....	1935-1937
Schubert, Eric.....	K.....	Pittsburgh.....	1985	Singletary, Bill.....	LB.....	Temple.....	1974
Schuette, Paul.....	G.....	Wisconsin.....	1928	Sinnott, John.....	T.....	Brown.....	1980
Schuler, Bill.....	T.....	Yale.....	1947-1948	Sintim, Clint.....	LB.....	Virginia.....	2009-2011
Schwab, Ray.....	BB.....	Oklahoma City.....	1931	Sisley, Brian.....	DE.....	So. Dakota State.....	1987
Schwan, Evan.....	DE.....	Penn State.....	2017	Sivell, Ralph James (Jim).....	G.....	Auburn.....	1944-1945
Schwartz, Geoff.....	OL.....	Oregon.....	2014-2015	Skipper, Tuzar.....	LB.....	Toledo.....	2019
Scott, Cedric.....	DE.....	Southern Mississippi.....	2001	Skinner, Deontae.....	LB.....	Mississippi State.....	2016-2017
Scott, Da'Rel.....	RB.....	Maryland.....	2011-2013	Skladany, Leo.....	DE.....	Pittsburgh.....	1950
Scott, George.....	HB.....	Miami (Ohio).....	1959	Skorupan, John.....	LB.....	Penn State.....	1978-1980
Scott, Joe.....	HB.....	San Francisco.....	1948-1953	Skura, Matt.....	OL.....	Duke.....	2021
Scott, Lance.....	C.....	Utah.....	1997-1998	Slaby, Lou.....	LB.....	Pittsburgh.....	1964-1965
Scott, Laron.....	DB.....	Georgia Southern.....	2013	Slade, Chad.....	G.....	Auburn.....	2019-2020
Scott, Malcolm.....	TE.....	LSU.....	1983	Slayton, Chris.....	DL.....	Syracuse.....	2019
Scott, Tim.....	S.....	North Carolina.....	2017	Slayton, Darius.....	WR.....	Auburn.....	2019-2023
Scott, Tom.....	DE.....	Virginia.....	1959-1964	Small, Eldridge.....	DB.....	Texas A&I.....	1972-1974
Scott, Travis.....	G.....	Arizona State.....	2004	Small, George.....	NT.....	N.C. A&T.....	1980
Sczurek, Stan.....	LB.....	Purdue.....	1966	Smith, Doug.....	DB.....	Ohio State.....	1987
Seawright, Jonas.....	DT.....	North Carolina.....	2006	Smith, Elerson.....	OLB.....	Northern Iowa.....	2021-2022
Sedbrook, Len.....	WB.....	Oklahoma City.....	1929-1931	Smith, Eric.....	T.....	Virginia.....	2019
Sehorn, Jason.....	DB.....	USC.....	1994-2002	Smith, Geno.....	QB.....	West Virginia.....	2017
Seick, Earl (Red).....	G.....	Manhattan.....	1942	Smith, Jaylon.....	LB.....	Notre Dame.....	2021-2022
Seitz, Warren.....	WR.....	Missouri.....	1987	Smith, Jeff.....	LB.....	USC.....	1966-1967
Selfridge, Andy.....	LB.....	Virginia.....	1974-1975, 1977	Smith, Jeff.....	TE.....	Tennessee.....	1987
Selvie, George.....	DE.....	South Florida.....	2015	Smith, Joey.....	WR.....	Louisville.....	1991-1992
Serwanga, Kato.....	CB.....	California.....	2002-2003	Smith, Kaden.....	TE.....	Stanford.....	2019-2021
Sensabaugh, Coty.....	CB.....	Clemson.....	2016	Smith, Lance.....	G.....	LSU.....	1994-1996
Seubert, Rich.....	T.....	Western Illinois.....	2001-2010	Smith, Omar.....	C.....	Kentucky.....	2002-2003
Shaffer, Leland (Lee).....	WB.....	Kansas St.....	1935-1943, 1945	Smith, Richard (Red).....	E.....	Notre Dame.....	1928, 1931
Sharp, Hunter.....	WR.....	Utah State.....	2017	Smith, Rod.....	RB.....	Ohio State.....	2019
Shaw, Dennis.....	QB.....	San Diego State.....	1976	Smith, Shane.....	FB.....	San Jose State.....	2017-2018
Shaw, George.....	QB.....	Oregon.....	1959-1960	Smith, Steve.....	WR.....	USC.....	2007-2010
Shaw, Pete.....	DB.....	Northwestern.....	1982-1984	Smith, Torin.....	DE.....	Hampton Univ.....	1987
Shaw, Rickey.....	LB.....	Oklahoma St.....	1988-1989	Smith, Tyson.....	LB.....	Iowa State.....	2006
Shay, Jerry.....	DT.....	Purdue.....	1970-1971	Smith, Willis (Wee Willie).....	DB.....	Idaho.....	1934
Sheard, Jabaal.....	LB.....	Pittsburgh.....	2020	Smith, Zeke.....	G.....	Auburn.....	1961-1962
Shedlosky, Ed.....	WB.....	Tulsa.....	1945	Snead, Norm.....	QB.....	Wake Forest.....	1972-1974, 1976
Shelton, Danny.....	DL.....	Washington.....	2021	Snee, Chris.....	G.....	Boston College.....	2004-2013
Shepard, Russell.....	WR.....	LSU.....	2018-2019	Snyder, Adam.....	G.....	Oregon.....	2014
Shepard, Sterling.....	WR.....	Oklahoma.....	2016-2023	Snyder, Gerry (Snitz).....	WB.....	Maryland.....	1929
Sheppard, Kelvin.....	LB.....	LSU.....	2016-2017	Soar, Hank.....	FB.....	Providence.....	1937-1944, 1946
Sherrard, Mike.....	WR.....	UCLA.....	1993-1995	Sohn, Ben.....	G.....	USC.....	1941
Sherrard, Horace (Bud).....	E.....	Tennessee.....	1952	Sokoli, Kristjan.....	DL.....	Buffalo.....	2018
Sherwin, Tim.....	TE.....	Boston College.....	1988	Solder, Nate.....	T.....	Colorado.....	2018-2021
Shiancoe, Visanthe.....	TE.....	Morgan State.....	2003-2006	Sparks, Phillippi.....	DB.....	Arizona State.....	1992-1999
Shiner, Dick.....	QB.....	Maryland.....	1970	Spencer, Willie.....	FB.....	No College.....	1977-1978



Spinks, Jack	OL	Alcorn A&M	1956-1957
Springer, Harold	E	Oklahoma St.	1945
Stackhouse, Charles	FB	Mississippi	2002
Stafford, Harrison (Harry)	WB	Texas	1934
Stahlman, Dick	T	DePaul	1927, 1930
Staten, Randy	DE	Minnesota	1967
Stein, Sam	E	No College	1931
Steinfeld, Al	C	C W Post	1983
Stenn, Paul	T	Villanova	1942
Stephens, Reggie	DB	Rutgers	1999-2000, 2002-3
Stevenson, Art	C	Fordham	1926
Stewart, Jonathan	RB	Oregon	2018
Stienke, Jim	DB	Southwest Texas St.	1974-1977
Stingily, Byron	T	Louisville	2016
Stitts, Billy (Bill)	DB	UCLA	1959-1961
Stokes, Barry	G	Eastern Michigan	2004
Stokes, Timothy (Tim)	T	Oregon	1981
Stokley, Brandon	WR	Louisiana-Lafayette	20-11
Stoltenberg, Bryan	C	Colorado	1997
Stone, Michael	DB	Memphis	2007
Stone, Ron	G	Boston College	1996-2001
Stoutmire, Omar	S	Fresno State	2000-2004
Strada, John	TE	William Jewell	1974
Strahan, Michael	DE	Texas Southern	1993-2007
Stribling, Bill	E	Mississippi	1951-1953
Strong, Ken	FB	NYU	1933-35, 39, 44-47
Stroud, Jack	G	Tennessee	1953-1964
Stuckey, Henry	DB	Missouri	1975-1976
Stupar, Nate	LB	Penn State	2018-2019
Stynchula, Andy	DT	Penn State	1964-1965
Sulaitis, Joe	BB	No College	1943-45, 1947-53
Sullivan, Marques	T	Illinois	2004
Summerall, Pat	E-K	Arkansas	1958-1961
Summerell, Carl	QB	East Carolina	1974-1975
Sutherin, Don	DB	Ohio State	1959
Sutton Ed	HB	North Carolina	1960
Sutton, Frank	T	Jackson State	1987
Svare, Harland	LB	Washington St.	1955-1960
Svoboda, Bill	LB	Tulane	1954-1959
Swain, Bill	LB	Oregon	1965-1967
Swartwoudt, Gregg	T	North Dakota	1987
Swiacki, Bill	E	Columbia	1948-1950
Szcedko, Joe	DT	Penn State	1969

**T**

Tabor, Phil	DT	Oklahoma	1979-1982
Taffoni, Joe	T	Tennessee-Martin	1972-1973
Taibi, Joe	DE	Idaho	1987
Talley, Ben	LB	Tennessee	1995-1996
Talley, Julian	WR	Massachusetts	2013-2014
Tanney, Alex	QB	Monmouth (Ill.)	2018-2019
Tarkenton, Fran	QB	Georgia	1967-1971
Tarrant, Bob	E	Kansas St. Teachers	1936
Tate, David	DB	Colorado	1993
Tate III, Golden	WR	Notre Dame	2019-2020
Tate, John	LB	Jackson State	1976
Tauaefa, Joseph	LB	Texas-San Antonio	2019
Tautolo, John	G	UCLA	1982-1983
Taylor, Billy	HB	Texas Tech	1978-1981
Taylor, Bob	DE	Maryland St.	1963-1964
Taylor, Cooper	S	Richmond	2013-2015
Taylor, Devin	DE	South Carolina	2017
Taylor, Jamaar	WR	Texas A&M	2004-2005

Taylor, Lawrence	LB	North Carolina	1981-1993
Taylor, Tyrod	QB	Virginia Tech	2022-2023
Thibodeaux, Kayvon	OLB	Oregon	2022-2023
Thigpen, Tommy	LB	North Carolina	1993
Thomas III, J.T.	LB	West Virginia	2015-2017
Thomas, Aaron	TE	Oregon State	1962-1970
Thomas, Andrew	T	Georgia	2020-2023
Thomas, Bob	K	Notre Dame	1986
Thomas, Dave	DB	Tennessee	2000-2001, 2003
Thomas, Devin	WR	Michigan State	2010-2011
Thomas, George	HB	Oklahoma	1952
Thomas, Jaylon	T	SMU	2023
Thomas, Mark	TE	N.C. State	1999
Thomas, Michael	S	Stanford	2018-2019
Thomas, Robert	DT	Arkansas	2016-2017
Thomas, Terrell	CB	USC	2008-2013
Thomas, Tre	DB	Texas	1989
Thome, Chris	C	Minnesota	1992
Thompson, Darian	FS	Boise State	2016-2017
Thompson, James	WR	Memphis State	1978
Thompson, Mykkele	S	Texas	2015-2016
Thompson, Reyna	DB	Baylor	1989-1992
Thompson, Rocky	HB	West Texas St.	1971-1973
Thompson, Trenton	S	San Diego State	2022
Thompson, Warren	LB	Oklahoma State	1987
Thornton, George	DE	Alabama	1993
Thornton, Khyri	DT	Southern Mississippi	2017
Thorpe, Jim	TB	Carlisle	1925
Thorson, Clayton	QB	Northwestern	2020
Thurlow, Steve	HB	Stanford	1964-1966
Thurmond III, Walter	CB	Oregon	2014
Tidwell, Travis	QB	Auburn	1950-1951
Tierney, Leo	C	Georgia Tech	1978
Tillman, Lewis	RB	Jackson State	1989-1993
Timberlake, Bob	QB	Michigan	1965
Tipton, Dave	DE	Stanford	1971-1973
Tittle, Y. A.	QB	LSU	1961-1964
Tobin, George	G	Notre Dame	1947
Tobin, Steve	C	Minnesota	1980
Toilolo, Levine	TE	Stanford	2020-2021
Tollefson, Dave	DE	N.W. Missouri State	2007-2011
Tomaini, Army	T	Catawba	1945
Tomasello, Carl	DE	Scranton	1940
Tomlin, Tom	G	Syracuse	1925-1926
Tomlinson, Dalvin	DT	Alabama	2017-2020
Tomlinson, Eric	TE	Texas-El Paso	2019-2020
Toomer, Amani	WR	Michigan	1996-2008
Toney, Kadarius	WR	Florida	2021-2022
Tootle, Jeff	LB	San Francisco St.	1987
Topp, Bob	E	Michigan	1954
Torain, Ryan	RB	Arizona State	2012
Torbor, Reggie	LB	Auburn	2004-2007
Torrey, Bob	FB	Penn State	1979
Tracy, Adrian	LB	William & Mary	2010, 2012
Traitou, Justin	DE	Florida	2011, 2013
Treadaway, John	T	Hardin-Simmons	1947-1948
Treadwell, David	K	Clemson	1993-1994
Triplett, Bill	HB	Miami (Ohio)	1967
Triplett, Mel	FB	Toledo	1955-1960
Trocolor, Bob	QB	Alabama	1942-1943
Tryon, Justin	CB	Arizona State	2011-2012
Tuck, Justin	DE	Notre Dame	2005-2013
Tucker, Bob	TE	Bloomsburg St.	1970-1977
Tuggle, John	HB	California	1983-1985
Tunnell, Emlen	DB	Iowa	1948-1958

Turbert, Francis	B	Morris Harvey	1943
Turner, J. T.	DT	Duke	1977-1983
Turner, Kevin	LB	Pacific	1980
Turner, Odessa	WR	NW Louisiana St.	1987-1991
Tuttle, Orville	G	Oklahoma City	1937-1941, 1946
Tye, Will	TE	Stony Brook	2015-2016
Tyler, Maurice	DB	Morgan State	1978
Tynes, Lawrence	K	Troy	2007-2012
Tyree, David	WR	Syracuse	2003-2008

## U

Ugoh, Tony	T	Arkansas	2011
Umenyiora, Osi	DE	Troy	2003-2012
Umont, Frank	T	No College	1943-1945
Umphey, Rich	C	Colorado	1982-1984
Underwood, E.J.	CB	Pikeville	2006
Underwood, Olen	LB	Texas	1965
Unga, Uani	LB	BYU	2015-2016
Upshaw, Regan	DE	California	2004
Urch, Scott	G	Virginia	1987

## V

Van Horn, Doug	G	Ohio State	1968-1979
Van Pelt, Brad	LB	Michigan State	1973-1983
Vannett, Nick	TE	Ohio State	2022
Vanoj, Vernon (Vern)	DT	Kansas	1971
Varajon, Michael	FB	Toledo	1987
Vargo, Larry	LB	Detroit	1966-1967
Vereen, Shane	RB	California	2015-2017
Vernon, Olivier	DE	Miami	2016-2018
Visnic, Larry	G	St. Benedict	1943-1945
Vokaty, Otto (Lefty)	BB	Heidelberg	1932
Volk, Rich	DB	Michigan	1976
Vosberg, Don	E	Marquette	1941
Voss, Walter (Tillie)	E	Detroit	1926

## W

Wade, Trevin	CB	Arizona	2015-2016
Wafer, Carl	DT	Tennessee St.	1974
Walbridge, Lyman (Larry)	C	Fordham	1925
Walendy, Craig	FB	UCLA	2000
Walker, Frank	CB	Tuskegee	2003-2006
Walker, Greg	T	Clemson	2004
Walker, Herschel	RB	Georgia	1995
Walker, Mickey	G	Michigan St.	1961-1965
Walker, Paul	E	Yale	1948
Walker, Robert	WR	West Virginia	1996
Wallace, Roger	WR	Bowling Green	1976
Waller, Darren	TE	Georgia Tech	2023
Walls, Bill (Will)	E	TCU	1937-39, 1941-43
Walls, Everson	DB	Grambling	1990-1992
Walter, Austin	RB	Rice	2019
Walton, J.D.	C	Baylor	2014
Walton, Joe	E	Pittsburgh	1961-1964
Walton, Wayne	G	Abilene Christian	1971
Walton, Whip	LB	San Diego State	1980
Ward, Derrick	RB	Ottawa	2004-2008
Ward, Jihad	OLB	Illinois	2022-2023
Ware, D.J.	RB	Georgia	2007-2011

Warner, Kurt	QB	Northern Iowa	2004
Warren, Vince	WR	San Diego State	1986
Washington, Corey	WR	Newberry	2014
Washington, Damon	RB	Colorado State	2000-2002
Washington, Gene	WR	Georgia	1979
Washington, John	DE	Oklahoma St.	1986-1992
Washington, Keith	DE	UNLV	2003-2004
Watkins, Larry	FB	Alcorn A&M	1975-1977
Watson, Tim	DB	Howard	1995
Watts, Darius	WR	Marshall	2006
Watts, Ted	DB	Texas Tech	1985
Way, Charles	RB	Virginia	1995-1999
Weatherford, Steve	P	Illinois	2011-2014
Weathers, Andre	DB	Michigan	1999-2000
Weaver, Larry	HB	Fullerton	1955
Webb, Allen	HB	Arnold	1961-1965
Webb, B.W.	CB	William & Mary	2018
Webb, Davis	QB	California	2017, 2022
Webb, Joe	QB	UAB	2020
Webber, Howard (Dutch)	E	Kansas State	1926
Webster, Alex	HB	No. Carolina St.	1955-1964
Webster, Corey	CB	LSU	2005-2013
Weinmeister, Arnie	DT	Washington	1950-1953
Weir, Eric	WR	Vanderbilt	1993
Weisacosky, Ed	LB	Miami (Fla.)	1967
Weiss, John	E	No College	1944-1947
Welch, Herb	DB	UCLA	1985-1988
Wellborn, Joseph (Joe)	C	Texas A&M	1966-1967
Wells, Harold	LB	Purdue	1969
Wells, Joel	HB	Clemson	1961
Wells, Kent	DT	Nebraska	1990
Wells, Mike	QB	Illinois	1975
Wesley, Cecil (Bull)	C	Alabama	1928
West, Lyle	S	San Jose State	1999-2000
West, Stan	G	Oklahoma	1955
Weston, Jeff	T	Notre Dame	1979-1982
Wheatley, Tyrone	RB	Michigan	1995-1998
Wheeler, Chad	T	USC	2017-2018
Wheelwright, Ernie	FB	So. Illinois	1964-1965
Whimper, Guy	T	East Carolina	2006-2009
White, Adrian	DB	Florida	1987-1991
White, Art (Tarzan)	G	Alabama	1937-1939, 1945
White, Clayton	LB	N.C. State	2001-2002
White, Freeman	LB	Nebraska	1966-1969
White, Jim	T	Notre Dame	1945-1950
White, Marsh	FB	Arkansas	1975-1977
White, Myles	WR	Louisiana Tech	2015
White, Phil	TB/BB	Oklahoma	1925, 1927
White, Robb	DE	South Dakota	1988-1989
White, Sheldon	DB	Miami (Ohio)	1988-1989
White, Stan	QB	Auburn	1994-1997
Whitfield, Bob	T	Stanford	2005-2006
Whitley, Benton	LB	Holy Cross	2023
Whitlock, Nikita	FB	Wake Forest	2015-2016
Whitmore, David	DB	Stephen Austin	1990
Whittington, Mike	LB	Notre Dame	1980-1983
Whittle, Jason	G	S.W. Missouri St.	1998-2002, 04-5
Wiberg, Oscar (Ossie)	FB	Nebraska Wesleyan	1930
Widmer, Corey	LB	Montana St.	1992-1999
Widseth, Ed	T	Minnesota	1937-1940
Wietecha, Ray	C	Northwestern	1953-1962
Wiggins, Kenny	G	Fresno State	2020
Wiley, Chuck	DE	LSU	2004
Wilkins, Dick	E	Oregon	1954
Wilkinson, Bob	E	UCLA	1951-1952

Wilkinson, Gerris.....	LB.....	Georgia Tech.....	2006-2010
Williams, Andre.....	RB.....	Boston College.....	2014-2015
Williams, Antonio.....	RB.....	North Carolina.....	2022
Williams, Brian.....	C.....	Minnesota.....	1989-1999
Williams, Brian.....	CB.....	North Carolina State.....	2011
Williams, Brandon.....	CB.....	Texas A&M.....	2020
Williams, Byron.....	WR.....	Texas-Arlington.....	1983-1985
Williams, Davern.....	DT.....	Troy State.....	2004
Williams, Ellery.....	E.....	Santa Clara.....	1950
Williams, Frank.....	FB.....	Utah State.....	1948
Williams, George.....	DT.....	N. C. State.....	1998-2000
Williams, Ishaq.....	DE.....	Notre Dame.....	2016-2017
Williams, Jacquian.....	LB.....	South Florida.....	2011-2014
Williams, Jarren.....	CB.....	Albany.....	2020-2021
Williams, Jarvis.....	DB.....	Florida.....	1994
Williams, Joe.....	G.....	Lafayette.....	1925-1926
Williams, Jordan.....	DL.....	Florida.....	2018
Williams, Leonard.....	DL.....	USC.....	2019-2023
Williams, Nick.....	DL.....	Samford.....	2022
Williams, Perry.....	DB.....	N.C. State.....	1984-1993
Williams, Rodarius.....	CB.....	Oklahoma State.....	2021-2022
Williams, Rodney.....	P.....	Georgia Tech.....	2001
Williams, Shaun.....	S.....	UCLA.....	1998-2005
Williams, Van.....	RB.....	East Tenn. State.....	1987
Williams, Willie.....	DB.....	Grambling.....	1965, 1967-1973
Williamson, Ernie.....	T.....	North Carolina.....	1948
Willis, Ken.....	K.....	Kentucky.....	1992
Wilson, Butch.....	TE.....	Alabama.....	1968-1969
Wilson, David.....	RB.....	Virginia Tech.....	2012-2014
Wilson, Foy (Mule).....	FB.....	Texas A&M.....	1927-1930
Wilson, Gibril.....	S.....	Tennessee.....	2004-2007
Wilson, Gillis.....	DE.....	Southern.....	2001
Wilson, Isaiah.....	OL.....	Georgia.....	2021
Wilson, Quincy.....	CB.....	Florida.....	2020-2021
Windauer, Bill.....	DT.....	Iowa.....	1975
Winey, Brandon.....	T.....	LSU.....	2004
Wing, Brad.....	P.....	LSU.....	2015-2017
Winrow, Jason.....	G.....	Ohio State.....	1994
Winter, Bill.....	LB.....	St. Olaf.....	1962-1964
Winters, Frank.....	C.....	Western Illinois.....	1989
Witherspoon, Brian.....	DB.....	Stillman.....	2010-2011
Wolfe, Hugh (Big Bad Wolf).....	FB.....	Texas.....	1938
Womack, Antwoine.....	RB.....	Virginia.....	2004
Wood, Gary.....	QB.....	Cornell.....	1964-66, 1968-69
Woodard, Richard Ernest (Dick).....	C.....	Iowa.....	1950-1951, 1953
Woodcock, Pat.....	WR.....	Syracuse.....	2001
Woolfolk, Butch.....	HB.....	Michigan.....	1982-1984
Woolford, Gary.....	DB.....	Florida State.....	1980
Wooten, Tito.....	DB.....	N.E. Louisiana.....	1994-1998
Word, Roscoe.....	DB.....	Jackson State.....	1976
Workman, Harry Hall (Hoge).....	BB.....	Ohio State.....	1932
Wostoupal, Joe.....	C.....	Nebraska.....	1929-1930
Wright, Adam.....	FB.....	Nebraska-Omaha.....	2001
Wright, Anthony.....	QB.....	South Carolina.....	2007-2008
Wright, Manuel.....	DT.....	USC.....	2007
Wright, Mike.....	CB.....	Washington St.....	1992
Wright, Steve.....	T.....	Alabama.....	1968-1969
Wyatt, Kervin.....	LB.....	Maryland.....	1980-1981
Wycoff, Doug.....	BB.....	Georgia Tech.....	1927, 1931
Wynn, Kerry.....	DE.....	Richmond.....	2014-2018
Wynn, Renaldo.....	DE.....	Notre Dame.....	2008
Wynne, Harry.....	E.....	Arkansas.....	1945

**X**

Ximines, Oshane.....	LB.....	Old Dominion.....	2019-2023
----------------------	---------	-------------------	-----------

**Y**

Yarbrough, James.....	DB.....	Murray State.....	1987
Yeager, Howard (Howie).....	WB.....	Santa Barbara.....	1941
Yeaman, Todd.....	DT.....	N.E. Oklahoma.....	1995
Yelvington, Dick.....	T.....	Georgia.....	1952-1957
Yiadom, Isaac.....	CB.....	Boston College.....	2020
York, Cade.....	K.....	LSU.....	2023
Younce, Len.....	G.....	Oregon St.....	1941, 43-44, 46-48
Young, Dave.....	TE.....	Purdue.....	1981
Young, Rodney.....	DB.....	LSU.....	1995-1998
Young, Willie.....	T.....	Grambling.....	1966-1975
Youso, Frank.....	T.....	Minnesota.....	1958-1960
Yowarsky, Walt.....	DE.....	Kentucky.....	1955-1957

**Z**

Zapustas, Joe.....	E.....	Fordham.....	1933
Zatechka, Rob.....	G.....	Nebraska.....	1995-1998
Zeigler, Dusty.....	C.....	Notre Dame.....	2000-2002
Zeitler, Kevin.....	G.....	Wisconsin.....	2019-2020
Zeno, Coleman.....	WR.....	Grambling.....	1971
Ziemann, Chris.....	T.....	Michigan.....	2000
Zofko, Mickey.....	HB.....	Auburn.....	1974
Zyntell, Jim.....	G.....	Holy Cross.....	1933

**1950**

B John Cannady (1)  
 QB Charlie Conerly (1)  
 T Al DeRogatis (1)  
 RB Gene Roberts (1)  
 DB Emlen Tunnell (1)  
 DB Otto Schnellbacker (1)  
 DT Arnie Weinmeister (1)

**1951**

G Jon Baker (1)  
 T DeWitt Coulter (1)  
 T Al DeRogatis (2)  
 RB Eddie Price (1)  
 DB Otto Schnellbacher (2)  
 DB Emlen Tunnell (2)  
 DT Arnie Weinmeister (2)

**1952**

G Jon Baker (2)  
 B John Cannady (2)  
 T DeWitt Coulter (2)  
 RB Eddie Price (2)  
 DB Emlen Tunnell (3)  
 DT Arnie Weinmeister (3)

**1953**

B-E Frank Gifford (1)  
 DT Rosey Grier (1)  
 E Kyle Rote (1)  
 DB Emlen Tunnell (4)  
 DT Arnie Weinmeister (4)

**1954**

G Bill Austin (1)  
 B-E Frank Gifford (2)  
 DB Tom Landry (1)  
 RB Eddie Price (3)  
 E Kyle Rote (2)  
 DB Emlen Tunnell (5)

**1955**

T Rosie Brown (1)  
 B-E Frank Gifford (3)  
 E Kyle Rote (3)  
 G-T Jack Stroud (1)  
 DB Emlen Tunnell (6)

**1956**

T Rosie Brown (2)  
 QB Charlie Conerly (2)  
 B-E Frank Gifford (4)  
 DT Rosey Grier (2)  
 DE Andy Robustelli (1)  
 E Kyle Rote (4)  
 DB Emlen Tunnell (7)

**1957**

T Rosie Brown (3)  
 DE Andy Robustelli (2)  
 G-T Jack Stroud (2)  
 DB Emlen Tunnell (8)  
 C Ray Wietecha (1)

**1958**

T Rosie Brown (4)  
 B-E Frank Gifford (5)  
 LB Sam Huff (1)  
 DB Jimmy Patton (1)  
 E Bob Schnelker (1)  
 RB Alex Webster (1)  
 C Ray Wietecha (2)

**1959**

T Rosie Brown (5)  
 DB Lindon Crow (1)  
 B-E Frank Gifford (6)  
 LB Sam Huff (2)  
 DB Jimmy Patton (2)  
 DE Andy Robustelli (3)  
 E Bob Schnelker (2)

**1960**

T Rosie Brown (6)  
 DT Rosey Grier (3)  
 LB Sam Huff (3)  
 DB Jimmy Patton (3)  
 DE Andy Robustelli (4)  
 G-T Jack Stroud (3)  
 C Ray Wietecha (3)

**1961**

DB Erich Barnes (1)  
 LB Sam Huff (4)  
 DE Jim Katavage (1)  
 DB Jimmy Patton (4)  
 E Del Shofner (1)  
 QB Y.A. Tittle (1)  
 RB Alex Webster (2)

**1962**

DB Erich Barnes (2)  
 T Rosie Brown (7)  
 G Darrell Dess (1)  
 DE Jim Katavage (2)  
 DB Jimmy Patton (5)  
 DE Andy Robustelli (5)  
 E Del Shofner (2)  
 QB Y.A. Tittle (2)  
 C Ray Wietecha (4)

**1963**

DB Erich Barnes (3)  
 G Darrell Dess (2)  
 B-E Frank Gifford (7)  
 DE Jim Katavage (3)  
 DT John LoVetere (1)  
 DB Dick Lynch (1)  
 E Del Shofner (3)

**1964**

DB Erich Barnes (4)  
 T Rosie Brown (8)  
 E Aaron Thomas (1)

**1965**

T Rosie Brown (9)  
 RB Tucker Fredrickson (1)

**1966**

DB Carl Lockhart (1)

**1967**

E Homer Jones (1)  
 RB Ernie Koy (1)  
 QB Fran Tarkenton (1)

**1968**

E Homer Jones (2)  
 C Greg Larson (1)  
 DB Carl Lockhart (2)  
 QB Fran Tarkenton (2)

**1969**

QB Fran Tarkenton (3)  
 DB Willie Williams (1)

**1970**

RB Ron Johnson (1)  
 QB Fran Tarkenton (4)

**1972**

DE Jack Gregory (1)  
 RB Ron Johnson (2)  
 QB Norm Snead (1)

**1976**

LB Brad Van Pelt (1)

**1977**

LB Brad Van Pelt (2)

**1978**

LB Harry Carson (1)  
 P Dave Jennings (1)  
 LB Brad Van Pelt (3)

**1979**

LB Harry Carson (2)  
 P Dave Jennings (2)  
 LB Brad Van Pelt (4)

**1980**

P Dave Jennings (3)  
 LB Brad Van Pelt (5)

**1981**

LB Harry Carson (3)  
 LB Lawrence Taylor (1)

**1982**

LB Harry Carson (4)  
 P Dave Jennings (4)  
 LB Lawrence Taylor (2)  
 DB Mark Haynes (1)

**1983**

LB Harry Carson (5)  
 PK Ali Haji-Shiekh (1)  
 DB Mark Haynes (2)  
 LB Lawrence Taylor (3)

**1984**

LB Harry Carson (6)  
 DB Mark Haynes (3)  
 LB Lawrence Taylor (4)

**1985**

LB Harry Carson (7)  
 DE Leonard Marshall (1)  
 RB Joe Morris (1)  
 QB Phil Simms (1)  
 LB Lawrence Taylor (5)

**1986**

TE Mark Bavaro (1)  
 T Brad Benson (1)  
 DT Jim Burt (1)  
 LB Harry Carson (8)  
 P Sean Landeta (1)  
 DE Leonard Marshall (2)  
 RB Joe Morris (2)  
 LB Lawrence Taylor (6)

**1987**

LB Carl Banks (1)  
 TE Mark Bavaro (2)  
 LB Harry Carson (9)  
 LB Lawrence Taylor (7)

**1988**

DB Terry Kinard (1)  
 LB Lawrence Taylor (8)

**1989**

RB David Meggett (1)  
 LB Lawrence Taylor (9)

**1990**

DT Erik Howard (1)  
 LB Pepper Johnson (1)  
 P Sean Landeta (2)  
 C Bart Oates (1)  
 T William Roberts (1)  
 LB Lawrence Taylor (10)  
 DB Reyna Thompson (1)

**1991**

C Bart Oates (2)

**1992**

RB Rodney Hampton (1)

**1993**

RB Rodney Hampton (2)  
 T John Elliott (1)  
 C Bart Oates (3)  
 QB Phil Simms (2)

**1997**

LB Jessie Armstead (1)  
 DE Michael Strahan (1)

**1998**

LB Jessie Armstead (2)  
 DE Michael Strahan (2)



**1999**  
 LB Jessie Armstead (3)  
 DE Michael Strahan (3)

**2000**  
 LB Jessie Armstead (4)  
 G Ron Stone (1)

**2001**  
 LB Jessie Armstead (5)  
 G Ron Stone (2)  
 DE Michael Strahan (4)

**2002**  
 TE Jeremy Shockey (1)  
 DE Michael Strahan (5)

**2003**  
 TE Jeremy Shockey (2)  
 DE Michael Strahan (6)

**2004**  
 RB Tiki Barber (1)

**2005**  
 RB Tiki Barber (2)  
 TE Jeremy Shockey (3)  
 DE Michael Strahan (7)  
 WR David Tyree (1)  
 DE Osi Umenyiora (1)

**2006**  
 RB Tiki Barber (3)  
 TE Jeremy Shockey (4)  
 LB Antonio Pierce (1)

**2007**  
 DE Osi Umenyiora (2)

**2008**  
 K John Carney (2)  
 LS Zak DeOssie (1)  
 P Jeff Feagles (2)  
 G Chris Snee (1)  
 C Shaun O'Hara (1)  
 QB Eli Manning (1)  
 DE Justin Tuck (1)

**2009**  
 T David Diehl (1)  
 C Shaun O'Hara (2)  
 WR Steve Smith (1)  
 G Chris Snee (2)

**2010**  
 LS Zak DeOssie (2)  
 C Shaun O'Hara (3)  
 S Antrel Rolle (2)  
 G Chris Snee (3)  
 DE Justin Tuck (2)

**2011**  
 QB Eli Manning (2)  
 DE Jason Pierre-Paul (1)

**2012**  
 WR Victor Cruz (1)  
 QB Eli Manning (3)  
 DE Jason Pierre-Paul (2)  
 G Chris Snee (4)

**2013**  
 S Antrel Rolle (3)

**2014**  
 WR Odell Beckham Jr. (1)

**2015**  
 WR Odell Beckham Jr. (2)  
 K Josh Brown (1)  
 QB Eli Manning (4)  
 CB Dominique Rodgers-Cromartie (2)

**2016**  
 WR Odell Beckham Jr. (3)  
 S Landon Collins (1)  
 WR/KR Dwayne Harris (1)  
 CB Janoris Jenkins (1)


**2017**  
 S Landon Collins (2)

**2018**  
 RB Saquon Barkley (1)  
 S Landon Collins (3)  
 K Aldrick Rosas (1)  
 S Mike Thomas (1)  
 LB Olivier Vernon (1)

**2020**  
 TE Evan Engram (1)  
 CB James Bradberry (1)

**2022**  
 RB Saquon Barkley (2)  
 DL Dexter Lawrence II (1)

**2023**  
 DL Dexter Lawrence II (2)



CAMPING WORLD STADIUM  
 ORLANDO, FL

# RECORDS & RESULTS



1. 1925 1925 1925 1925 1925

25 1925 1925 1925 1925

ST. EST. EST. EST. EST.

25 1925 1925 1925 1925

## TOP TENS

## TOP TEN RUSHERS (BASED ON RUSHING YARDAGE)

Player	Years	Attempts	Yards	Avg	Lg	TD
1. Tiki Barber	1997-06	2,217	10,449	4.7	95t	55
2. Rodney Hampton	1990-97	1,824	6,897	3.8	63t	49
3. Joe Morris	1982-89	1,318	5,296	4.0	65t	48
4. Brandon Jacobs	2005-11, 13	1,136	5,087	4.5	73	60
5. Alex Webster	1955-64	1,196	4,638	3.9	71	39
6. Saquon Barkley	2018-23	1,201	5,211	4.3	78	35
7. Ahmad Bradshaw	2007-12	921	4,232	4.6	88	32
8. Ron Johnson	1970-75	1,066	3,836	3.6	68	33
9. Frank Gifford	1952-60, 62-64	840	3,609	4.3	79	34
10. Doug Kotar	1974-81	900	3,380	3.8	53	20

## TOP TEN PASSERS (BASED ON PASSING YARDAGE)

Player	Year	Att.	Comp.	Yards	Pct.	TDs	Ints
1. Eli Manning	2004-19	8,119	4,895	57,023	60.3	366	244
2. Phil Simms	1979-93	4,647	2,576	33,462	55.4	199	157
3. Charlie Conerly	1948-61	2,833	1,418	19,488	50.0	173	167
4. Kerry Collins	1999-03	2,473	1,447	16,875	58.5	81	70
5. Fran Tarkenton	1967-71	1,898	1,051	13,905	55.4	103	72
6. Daniel Jones	2019-23	1,900	1,221	12,512	64.3	62	40
7. Y.A. Tittle	1961-64	1,308	731	10,439	55.9	96	68
8. Dave Brown	1992-97	1,391	766	8,806	55.1	40	49
9. Scott Brunner	1980-83	986	482	6,121	48.9	28	48
10. Craig Morton	1974-76	884	461	5,734	52.1	29	49

## TOP TEN RECEIVERS (BASED ON NUMBER OF RECEPTIONS)

Player	Years	No.	Yards	Avg	Lg	TD
1. Amani Toomer	1996-08	668	9,497	14.2	82	54
2. Tiki Barber	1997-06	586	5,183	8.8	87	12
3. Joe Morrison	1959-72	395	4,993	12.6	70	47
4. Odell Beckham, Jr.	2014-18	390	5,476	14.0	87t	44
5. Sterling Shepard	2016-23	372	4,095	11.2	77	23
6. Jeremy Shockey	2002-07	371	4,228	11.4	59	27
7. Ike Hilliard	1997-04	368	4,630	12.6	59	27
8. Frank Gifford	1952-60, 62-64	367	5,434	14.8	77	43
9. Chris Calloway	1992-98	334	4,710	14.1	68	27
10. Bob Tucker	1970-77	327	4,376	13.4	63	22

## TOP TEN SCORERS (BASED ON TOTAL POINTS)

Player	Years	Tot	Rush	Rec	Ret	2pt.	FGs	PATs	Total Pts.
1. Pete Gogolak	1966-74	0	0	0	0		126	268	646
2. Lawrence Tynes	2007-12	0	0	0	0		122	220	586
3. Brad Daluiso	1993-00	0	0	0	0		123	157	526
4. Frank Gifford	1952-64	78	34	43	1		2	10	484
5. Joe Danelo	1976-82	0	0	0	0		104	170	482
6. Tiki Barber	1997-06	68	55	12	1	4	0	0	416
7. Josh Brown	2013-16	0	0	0	0		88	128	392
8. Joe Morrison	1959-72	65	18	47	0		0	0	390
9. Brandon Jacobs	2005-11, 2013	64	60	4	0	1	0	0	386
10. Graham Gano	2020-23	0	0	0	0	0	100	78	378

## TOP TEN INTERCEPTORS (BASED ON NUMBER OF INTERCEPTIONS)

Player	Years	No	Ret. Yds	Avg	TD
1. Emlen Tunnell	1949-58	74	1,240	16.8	4
2. Jim Patton	1955-66	52	712	13.7	2
3. Carl Lockhart	1965-75	41	475	11.6	3
4. Willie Williams	1965, 67-73	35	462	13.2	0
5. Dick Lynch	1959-66	35	568	16.2	4
6. Tom Landry	1950-55	31	360	11.6	3
7. Terry Kinard	1983-89	27	574	21.3	2
8. Terry Jackson	1978-83	24	282	11.8	2
9. Phillippi Sparks	1992-99	22	163	7.4	0
10. Corey Webster	2005-13	20	226	11.3	1
Frank Reogan	1941, 46-48	20	376	18.8	0
Howard Livingston	1944-47	20	375	18.8	1

## TOP TEN PUNT RETURNS (BASED ON RETURN YARDS)

Player	Years	No	FC	Yds.	Avg.	Long	TD
1. David Meggett	1989-94	202	80	2,230	11.0	76t	6
2. Emlen Tunnell	1948-58	261	NA	2,206	8.5	81	5
3. Phil McConkey	1984-88	213	84	1,708	8.0	37	0
4. Tiki Barber	1997-01	122	45	1,177	9.6	85t	1
5. Amani Toomer	1996-01	109	52	1,060	9.7	81t	3
6. Leon Bright	1981-83	106	0	852	8.0	55	0
7. Chad Marton	2005-06	76	29	721	9.5	58	1
8. Domenik Hixon	2007-12	49	33	565	11.5	79t	1
9. Dwayne Harris	2015-16	70	26	559	8.0	80t	1
10. Bob Hammond	1976-79	60	14	512	8.5	68t	1

## TOP TEN KICKOFF RETURNERS (BASED ON RETURN YARDAGE)

Player	Years	No	Yds	Avg	Long	TD
1. Clarence Childs	1964-67	126	3,163	25.1	100	2
2. David Meggett	1989-94	146	2,989	20.5	92†	1
3. Willie Ponder	2003-05	71	1,872	26.4	95†	2
4. Ahmad Bradshaw	2007-12	77	1,788	23.2	68	0
5. Rocky Thompson	1971-73	65	1,768	27.2	93	2
6. David Wilson	2012-13	66	1,755	26.6	97†	1
7. David Patten	1997-99	84	1,724	20.5	90†	1
8. Domenik Hixon	2007-12	68	1,692	24.9	83	1
9. Joe Scott	1948-53	54	1,467	27.2	NA	1
10. Ron Dixon	2000-02	67	1,364	20.4	44	0

## TOP TEN SACK LEADERS (OFFICIAL STATISTIC ONLY SINCE 1982)

Player	Years	Sacks
1. Michael Strahan	1993-07	141.5
2. Lawrence Taylor*	1981-93	132.5
3. Leonard Marshall	1983-92	79.5
4. Osi Umenyiora	2003-12	75.0
5. Keith Hamilton	1992-03	63.0
6. Justin Tuck	2005-13	60.5
7. Jason Pierre-Paul	2010-17	58.5
8. George Martin**	1975-88	46.0
9. Mathias Kiwanuka	2006-13	38.5
10. Carl Banks	1984-92	36.0

\*Taylor had 9.5 sacks as a rookie in 1981, the year before they became an official statistic.

\*\*Martin had 50.0 sacks from 1975-81



## SERVICE

## MOST SEASONS, ACTIVE PLAYER

16	Eli Manning (2004-19)
15	Michael Strahan (1993-07) Phil Simms (1979-93) Mel Hein (1931-45)
14	George Martin (1975-88) Joe Morrison (1959-72) Charlie Conerly (1948-61)
13	Zak DeOssie (2007-19) Amani Toomer (1996-08) Howard Cross (1989-01) Lawrence Taylor (1981-93) Harry Carson (1976-88) Greg Larson (1961-73) Jim Katcavage (1956-68) Rosie Brown (1953-65)

## MOST GAMES PLAYED, CAREER

236	Eli Manning (2004-19)
216	Michael Strahan (1993-07)
207	Howard Cross (1989-01)
201	George Martin (1975-88)
199	Zak DeOssie (2007-19)
190	Amani Toomer (1996-08)
184	Lawrence Taylor (1981-93) Joe Morrison (1959-72)
179	Greg Larson (1961-73)
173	Greg Larson (1961-73)
173	Harry Carson (1976-88)

## MOST SEASONS, HEAD COACH

23	Steve Owen (1931-53)
12	Tom Coughlin (2004-15)
8	Bill Parcells (1983-90) Allie Sherman (1961-68)
7	Jim Fassel (1997-03) Jim Lee Howell (1954-60)

## SCORING

## MOST SEASONS LEADING LEAGUE

1	Jay Feely (2005)(kickers only) Don Chandler (1963) Gene Roberts (1949) tied Ken Strong (1933) tied
---	---

## MOST POINTS, CAREER

646	Pete Gogolak (1966-74) (268-pat, 126-fg)
586	Lawrence Tynes (2007-12) (220-pat, 122-fg)
526	Brad Daluiso (1993-00) (157-pat, 123-fg)
484	Frank Gifford (1950-60, 62-64) (78-td, 10-pat, 2-fg)

## MOST POINTS, SEASON

148	Jay Feely 2005 (43-pat, 35-fg)
145	Lawrence Tynes 2012 (46-pat, 33-fg)
143	John Carney 2008 (38-pat, 35-fg)
134	Josh Brown 2015 (44-pat, 30-fg)
127	Aldrick Rosas 2018 (31-pat, 32-fg) Ali Haji-Sheikh 1983 (22-pat, 35-fg)
126	Lawrence Tynes 2009 (45-pat, 27-fg) Joe Morris 1985 (21-tds)

119 **Graham Gano 2022 (32-pat, 29-fg)**

## MOST POINTS, ROOKIE SEASON

127	Ali Haji-Sheikh 1983 (22-pat, 35-fg)
108	Matt Bryant 2002 (30-pat, 26-fg)

## MOST POINTS, GAME

24	Rodney Hampton, vs. New Orleans Earnest Gray, at St. Louis Ron Johnson, at Philadelphia	Sept. 24, 1995 Sept. 7, 1980 Oct. 2, 1972
20	Joe Danelo, at Seattle	Oct. 18, 1981

## MOST CONSECUTIVE GAMES SCORING

61	Lawrence Tynes (2009-12) Pete Gogolak (1969-73)
----	--

## TOUCHDOWNS

## MOST SEASONS LEADING LEAGUE

2	Bill Paschal (1943 tied, 1944 tied)
1	Joe Morris (1985) Homer Jones (1967) Gene Roberts (1949)

## MOST TOUCHDOWNS, CAREER

78	Frank Gifford (1952-60, 62-64)
----	--------------------------------

68	Tiki Barber (1997-06)
65	Joe Morrison (1959-72)
64	Brandon Jacobs (2005-11, 13)
58	Amani Toomer (1996-2008)

## MOST TOUCHDOWNS, SEASON

21	Joe Morris (1985)
17	Gene Roberts (1949)
15	Saquon Barkley (2018) Brandon Jacobs (2008) Tiki Barber (2004) Joe Morris (1986)
14	Rodney Hampton (1992) Ottis Anderson (1989) Joe Morris (1986) Ron Johnson (1972) Homer Jones (1967)

## MOST TOUCHDOWNS, ROOKIE SEASON

15	Saquon Barkley (2018)
12	Odell Beckham Jr. (2014) Bill Paschal (1943)

## MOST TOUCHDOWNS, GAME

4	Rodney Hampton, vs. New Orleans Earnest Gray, at St. Louis Ron Johnson, at Philadelphia	Sept. 24, 1995 Sept. 7, 1980 Oct. 2, 1972
3	By 28 players, Last: Saquon Barkley, vs. Tampa Bay	Nov. 18, 2018

## MOST CONSECUTIVE GAMES SCORING TOUCHDOWNS

10	Frank Gifford (1957-58)
7	Tiki Barber (2004) Kyle Rote (1959-60) Bill Paschal (1944)
6	Plaxico Burress (2007) Tiki Barber (2004-05) Joe Morris (1985-86) Frank Gifford (1953)

## POINTS AFTER TOUCHDOWN

## MOST SEASONS LEADING LEAGUE

1	Don Chandler (1963) Pat Summerall (1961) Ward Cuff (1938)
---	---

## MOST POINTS AFTER TOUCHDOWN ATTEMPTED, CAREER

277	Pete Gogolak (1966-74)
220	Lawrence Tynes (2007-12)
176	Joe Danelo (1976-82)
159	Ben Agajanian (1949, 54-57) Brad Daluiso (19993-00)

## MOST POINTS AFTER TOUCHDOWN ATTEMPTED, SEASON

56	Don Chandler (1963)
48	Don Chandler (1962)
46	Lawrence Tynes (2012) Pat Summerall (1961)
45	Josh Brown (2015)

## MOST POINTS AFTER TOUCHDOWN, CAREER

268	Pete Gogolak (1966-74)
220	Lawrence Tynes (2007-12)
170	Joe Danelo (1976-82)
157	Brad Daluiso (1993-00) Ben Agajanian (1949, 54-57)

## MOST POINTS AFTER TOUCHDOWN, SEASON

52	Don Chandler (1963)
47	Don Chandler (1962)
46	Lawrence Tynes (2012) Pat Summerall (1961)
45	Lawrence Tynes (2009)

## MOST POINTS AFTER TOUCHDOWN, GAME

8	Pete Gogolak, vs. Philadelphia	Nov. 26, 1972
7	on 8 occasions, most recently by Josh Brown, at New Orleans	Nov. 1, 2015

## MOST CONSECUTIVE POINTS AFTER TOUCHDOWN

204	Lawrence Tynes (2007-2012)
133	Pete Gogolak (1967-72)
126	Pat Summerall (1958-61)
85	Brad Daluiso (1993-00)
82	Josh Brown (2013-15)

## MOST POINTS AFTER TOUCHDOWN (NO MISSES), SEASON

46	Lawrence Tynes (2012) Pat Summerall (1961)
45	Lawrence Tynes (2009)
44	Josh Brown (2014)
43	Lawrence Tynes (2010)

Lawrence Tynes (2011)  
Jay Feely (2005)

## FIELD GOALS

### MOST SEASONS LEADING LEAGUE

- 3 Ward Cuff (1938, tied, 1939, 1943, tied)
- 1 Ali Haji-Sheikh (1983)
- Pat Summerall (1959)
- Ken Strong (1944)

### MOST FIELD GOALS ATTEMPTED, CAREER

- 219 Pete Gogolak (1966-74)
- 176 Joe Danelo (1976-82)
- 160 Brad Daluiso (1993-00)
- 146 Lawrence Tynes (2007-12)
- 114 Graham Gano (2020-23)**

### MOST FIELD GOALS ATTEMPTED, SEASON

- 42 Jay Feely (2005)
- Ali Haji-Sheikh (1983)
- 41 Pete Gogolak (1970)
- 39 Lawrence Tynes (2012)
- 38 John Carney (2008)
- Joe Danelo (1981)

### MOST FIELD GOALS ATTEMPTED, GAME

- 6 on six occasions, most recently by Jay Feely, vs. Washington Oct. 30, 2005

### MOST FIELD GOALS, CAREER

- 126 Pete Gogolak (1966-74)
- 123 Brad Daluiso (1993-00)
- 122 Lawrence Tynes (2007-12)
- 104 Joe Danelo (1976-82)

### MOST FIELD GOALS, SEASON

- 35 John Carney (2008)
- Jay Feely (2005)
- Ali Haji-Sheikh (1983)
- 33 Lawrence Tynes (2012)
- 32 Aldrick Rosas (2018)
- 31 Graham Gano (2020)**
- 30 Josh Brown (2015)
- 29 Graham Gano (2021, 2022)**
- 27 Lawrence Tynes (2009)

### MOST FIELD GOALS, GAME

- 6 Joe Danelo, at Seattle Oct. 18, 1981
- 5 Graham Gano, at Washington Sept. 16, 2021**
- Josh Brown, at Tennessee Dec. 7, 2014
- Josh Brown, at Philadelphia Oct. 27, 2013
- Lawrence Tynes, at Dallas Oct. 28, 2012
- Lawrence Tynes, at Carolina Sept. 20, 2012
- Jay Feely, vs. Washington Oct. 30, 2005
- Steve Christie, at Cincinnati Dec. 26, 2004
- Raul Allegre, at Minnesota Nov. 16, 1986
- Eric Schubert, vs. Tampa Bay Nov. 3, 1985
- Ali Haji-Sheikh, at Washington Dec. 17, 1983

### MOST CONSECUTIVE GAMES KICKING FIELD GOALS

- 26 Lawrence Tynes (2011-12)
- 18 Joe Danelo (1977-79)
- 15 Lawrence Tynes (2009)
- Jay Feely (2005)
- Raul Allegre (1987-89)
- Ali Haji-Sheikh (1983)
- 14 Aldrick Rosas (2017-18)
- Pat Summerall (1960-61)

### MOST CONSECUTIVE SUCCESSFUL FIELD GOAL ATTEMPTS

- 37 Graham Gano (2020-21)**
- 29 Josh Brown (2014-15)
- 20 Aldrick Rosas (2018-2019)
- 17 Josh Brown (2013)
- 16 Lawrence Tynes (2010)
- 14 Ali Haji-Sheikh (1983)
- Brad Daluiso (1996)
- John Carney (2008)

### LONGEST FIELD GOALS (IN YARDS)

- 57 Graham Gano, at San Francisco Sept. 21, 2023**
- Graham Gano, at Dallas Nov. 24, 2022**
- Aldrick Rosas, vs. Chicago Bears Dec. 2, 2018
- 56 Graham Gano, vs. Carolina Sept. 18, 2022**
- Ali Haji-Sheikh, at Detroit Nov. 7, 1983
- Ali Haji-Sheikh, vs. Green Bay Sept. 26, 1983
- 55 Graham Gano, vs. Seattle Oct. 2, 2023**
- Graham Gano, at Minnesota Dec. 24, 2022**
- Graham Gano, at Washington Sept. 16, 2021**
- Graham Gano, vs. Dallas Oct. 11, 2020**

Joe Danelo, vs. New Orleans Sept. 20, 1981

- 54 on six occasions, most recently by Graham Gano, at Philadelphia Dec. 26, 2021**
- 53 on nine occasions, most recently by Graham Gano, vs. Carolina Oct. 24, 2021**
- 52 on 14 occasions, most recently by Graham Gano, at Washington Sept. 16, 2021**
- 51 on 17 occasions, most recently by Graham Gano, at Miami Oct. 8, 2023**
- 50 on 19 occasions, most recently by Graham Gano, at Washington Dec. 18, 2022**

### HIGHEST FIELD GOAL PERCENTAGE, CAREER (50 ATTEMPTS)

- 91.7 Josh Brown 88-96 (2013-16)
- 87.7 Graham Gano 100-114 (2020-23)**
- 84.1 Jay Feely 58-69 (2005-06)
- 83.6 Lawrence Tynes 122-146 (2007-12)
- 82.4 Aldrick Rosas 61-74 (2017-19)
- 76.9 Brad Daluiso 123-160 (1993-00)

### HIGHEST FIELD GOAL PERCENTAGE, SEASON (14 ATTEMPTS)

- 97.0 Aldrick Rosas 32-33 (2018)
- 96.9 Graham Gano 31-32 (2020)**
- 93.8 Josh Brown 30-32 (2015)
- 92.3 Josh Brown 24-26 (2014)
- 92.1 John Carney 35-38 (2008)
- 90.6 Graham Gano 29-32 (2022)**
- 88.9 Brad Daluiso 24-27 (1996)

### MOST FIELD GOALS MADE, 50 OR MORE YARDS, CAREER

- 23 Graham Gano (2020-23)**
- 9 Joe Danelo (1976-82)
- 8 Josh Brown (2013-15)
- 7 Aldrick Rosas (2017-2018)
- 6 Brad Daluiso (1993-00)
- 5 Lawrence Tynes (2007-12)
- 3 Jay Feely (2005)
- Steve Christie (2004)
- Raul Allegre (1986-91)
- Ali Haji-Sheikh (1983-85)

### MOST FIELD GOALS, 50 OR MORE YARDS, SEASON

- 8 Graham Gano (2022)**
- 7 Graham Gano (2021)**
- 5 Graham Gano (2020)**
- 4 Aldrick Rosas (2018)
- Josh Brown (2014)
- 3 Graham Gano (2023)**
- Aldrick Rosas (2017)
- Josh Brown (2015)
- Jay Feely (2005)
- Steve Christie (2004)
- Joe Danelo (1981)

## SAFETIES

### MOST SAFETIES, SEASON

- 1 by many players, Last: Sam Beal, vs. Miami (tackled in Dec. 15, 2019 end zone)

### MOST SAFETIES, GAME

- 1 by many players, Last: Sam Beal, vs. Miami (tackled in Dec. 15, 2019 end zone)

### MOST SAFETIES, CAREER

- 3 Jim Katcavage (1956-68)
- 2 Leonard Marshall (1983-92)
- 1 by many players

## RUSHING

### MOST SEASONS LEADING LEAGUE

- 2 Bill Pascal (1943-44)
- 1 Eddie Price (1951)
- Tuffy Leemans (1936)

## ATTEMPTS

### MOST ATTEMPTS, CAREER

- 2,217 Tiki Barber (1997-06)
- 1,824 Rodney Hampton (1990-97)
- 1,318 Joe Morris (1982-89)
- 1,201 Saquon Barkley (2018-23)
- 1,196 Alex Webster (1955-64)

### MOST ATTEMPTS, SEASON

- 357 Tiki Barber (2005)
- 341 Joe Morris (1986)
- 327 Rodney Hampton (1994)
- Tiki Barber (2006)

- 325 Otis Anderson (1989)
- 322 Tiki Barber (2004)
- 307 Joe Morris (1988)

**MOST ATTEMPTS, GAME**

- 43 Butch Woolfolk, at Philadelphia Nov. 20, 1983
- 41 Rodney Hampton, vs. Rams Sept. 19, 1993
- 38 Joe Montgomery, vs. New York Jets Dec. 5, 1999
- Harry Newman, vs. Green Bay Nov. 11, 1934
- 36 Saquon Barkley, vs. Jets Oct. 29, 2023
- Joe Morris, vs. Pittsburgh Dec. 21, 1985
- Ron Johnson, at Philadelphia Oct. 2, 1972
- 35 Saquon Barkley, vs. Houston Nov. 13, 2022
- 34 on four occasions, most recently by Rashad Jennings, Sept. 21, 2014 vs. Houston
- 33 on three occasions, most recently by Rodney Sept. 24, 1995 Hampton, vs. New Orleans
- 32 on five occasions, most recently by Tiki Barber, at Dec. 11, 2005 Philadelphia
- 31 on three occasions, most recently by Saquon Barkley, Oct. 2, 2022 vs. Chicago
- 30 on 10 occasions, most recently by Andre Brown, vs. Nov. 10, 2013 Oakland

**YARDS**

**MOST YARDS GAINED, CAREER**

- 10,449 Tiki Barber (1997-06)
- 6,897 Rodney Hampton (1990-97)
- 5,296 Joe Morris (1982-89)
- 5,211 Saquon Barkley (2018-23)
- 5,087 Brandon Jacobs (2005-11, 2013)
- 4,638 Alex Webster (1955-64)
- 4,232 Ahmad Bradshaw (2007-12)
- 3,836 Ron Johnson (1970-75)

**MOST YARDS GAINED, SEASON**

- 1,860 Tiki Barber (2005)
- 1,662 Tiki Barber (2006)
- 1,518 Tiki Barber (2004)
- 1,516 Joe Morris (1986)
- 1,387 Tiki Barber (2002)
- 1,336 Joe Morris (1985)
- 1,312 Saquon Barkley (2022)
- 1,307 Saquon Barkley (2018)
- 1,235 Ahmad Bradshaw (2010)
- 1,216 Tiki Barber (2003)
- 1,182 Rodney Hampton (1995)
- Ron Johnson (1972)
- 1,141 Rodney Hampton (1992)
- 1,089 Brandon Jacobs (2008)
- 1,083 Joe Morris (1988)
- 1,077 Rodney Hampton (1993)
- 1,075 Rodney Hampton (1994)
- 1,063 Gary Brown (1998)
- 1,059 Rodney Hampton (1991)
- 1,027 Ron Johnson (1970)
- 1,025 Derrick Ward (2008)
- 1,023 Otis Anderson (1989)
- 1,015 Ahmad Bradshaw (2012)

**MOST YARDS GAINED, GAME**

- 234 Tiki Barber, at Washington Dec. 30, 2006
- 220 Tiki Barber, vs. Kansas City Dec. 17, 2005
- 218 Gene Roberts, vs. Chicago Cardinals Nov. 12, 1950
- 215 Derrick Ward, vs. Carolina Dec. 21, 200
- 206 Tiki Barber, vs. Washington Oct. 30, 2005
- 203 Tiki Barber, at Oakland Dec. 31, 2005
- Tiki Barber, vs. Philadelphia Dec. 28, 2002
- 202 Joe Morris, vs. Pittsburgh Dec. 21, 1985
- 200 Ahmad Bradshaw, vs. Cleveland Oct. 7, 2012
- 189 Saquon Barkley, at Washington Dec. 22, 2019
- 188 Bill Paschal, vs. Washington Dec. 5, 1943
- 187 Rodney Hampton, at Dallas Dec. 17, 1995
- 185 Tiki Barber, at Atlanta Oct. 15, 2006
- 182 Tiki Barber, at Green Bay Oct. 3, 2004
- 181 Joe Morris, vs. Dallas Nov. 2, 1986
- Joe Morris, vs. Washington Oct. 27, 1986

**MOST GAMES 100 YARDS OR MORE RUSHING, CAREER**

- 38 Tiki Barber (1997-06)
- 19 Joe Morris (1982-89)
- 17 Rodney Hampton (1990-97)
- 17 Saquon Barkley (2018-23)
- 13 Brandon Jacobs (2005-11, 2013)
- 12 Ahmad Bradshaw (2007-12)
- 11 Eddie Price (1950-55)

- 10 Ron Johnson (1970-75)

**MOST GAMES, 100 YARDS OR MORE RUSHING, SEASON**

- 9 Tiki Barber (2004)
- 8 Tiki Barber (2005)
- Tiki Barber (2006)
- Joe Morris (1986)
- 7 Saquon Barkley (2018)
- 6 Gary Brown (1998)
- Joe Morris (1985)
- 5 Brandon Jacobs (2007)
- Rodney Hampton (1993)

**LONGEST RUN FROM SCRIMMAGE**

- 95 Tiki Barber, at Oakland Dec. 31, 2005
- 91 Hap Moran, vs. Green Bay Nov. 23, 1930
- 88 Ahmad Bradshaw, at Buffalo Dec. 23, 2007
- 80 Eddie Price, at Philadelphia Dec. 9, 1951
- 79 Frank Gifford, vs. Washington Nov. 29, 1959
- 78 Tiki Barber, vs. Arizona Sept. 3, 2000
- 77 Bill Paschal, vs. Cleveland Rams Nov. 4, 1945

**HIGHEST AVERAGE GAIN, CAREER (500 ATTEMPTS)**

- 4.71 Tiki Barber, 1997-2006 (2,217-10,449)
- 4.60 Ahmad Bradshaw, 2007-2012 (921-4,232)
- 4.48 Brandon Jacobs, 2005-11, 2013 (1,136-5,087)
- 4.34 Saquon Barkley, 2018-23 (1,201-5,211)
- 4.30 Frank Gifford, 1952-60, 62-64 (840-3,609)
- 4.14 Mel Triplett, 1955-60 (553-2,289)

**HIGHEST AVERAGE GAIN, SEASON (QUALIFIERS)**

- 5.63 Derrick Ward 2008 (182-1,025)
- 5.60 Brandon Jacobs 2010 (147-823)
- 5.58 Eddie Price 1950 (126-703)
- 5.21 Tiki Barber 2005 (357-1,860)
- Tiki Barber 2001 (166-865)
- 5.15 Frank Gifford 1956 (159-819)
- 5.09 Frank Gifford 1959 (106-540)

**HIGHEST AVERAGE GAIN, GAME (10 ATTEMPTS)**

- 14.33 Derrick Ward, vs. Carolina (15-215) Dec. 21, 2008
- 13.30 Frank Reagan, vs. Rams (10-133) Dec. 1, 1946
- 12.23 Tuffy Leemans, vs. Green Bay (13-159) Nov. 20, 1938
- 12.14 Saquon Barkley, at Washington (14-170) Dec. 9, 2018
- 11.43 Ernie Koy, at Washington (14-160) Oct. 1, 1967

**TOUCHDOWNS**

**MOST RUSHING TOUCHDOWNS, CAREER**

- 60 Brandon Jacobs (2005-11, 13)
- 55 Tiki Barber (1997-06)
- 49 Rodney Hampton (1990-97)
- 48 Joe Morris (1982-89)
- 39 Alex Webster (1955-64)
- 35 Otis Anderson (1986-92)
- 35 Saquon Barkley (2018-23)
- 34 Frank Gifford (1952-60, 62-64)

**MOST RUSHING TOUCHDOWNS, SEASON**

- 21 Joe Morris (1985)
- 15 Brandon Jacobs (2008)
- 14 Rodney Hampton (1992)
- Otis Anderson (1989)
- Joe Morris (1986)
- 13 Tiki Barber (2004)
- 11 Saquon Barkley (2018)
- Tiki Barber (2002)
- Otis Anderson (1990)
- 10 Saquon Barkley (2022)
- Rodney Hampton (1995)
- Rodney Hampton (1991)
- Bill Paschal (1943)

**MOST RUSHING TOUCHDOWNS, GAME**

- 4 Rodney Hampton, vs. New Orleans Sept. 24, 1995
- 3 on 16 occasions, most recently by Oct. 16, 2011 Ahmad Bradshaw, vs. Buffalo
- 2 on many occasions, most recently by Jan. 7, 2024 Saquon Barkley, vs. Philadelphia

**MOST CONSECUTIVE GAMES RUSHING FOR TOUCHDOWNS**

- 7 Bill Paschal (1944)
- 6 Joe Morris (1985-86)
- 5 on five occasions, most recently by Andre Brown (2012)

**ALL-PURPOSE YARDS**

**MOST ALL-PURPOSE YARDS, CAREER**

- 17,359 Tiki Barber (1997-06)
- 10,924 Amani Toomer (1996-08)

9,862 Frank Gifford (1952-60, 1962-64)  
9,750 Rodney Hampton (1990-97)

**MOST ALL-PURPOSE YARDS, SEASON**

2,390 Tiki Barber (2005)  
2,127 Tiki Barber (2006)  
2,096 Tiki Barber (2004)  
2,085 Tiki Barber (2000)  
2,028 Saquon Barkley (2018)  
1,989 Tiki Barber (2002)

**MOST ALL-PURPOSE YARDS, GAME**

327 David Wilson, vs. New Orleans Dec. 9, 2012  
303 Domenik Hixon, at New Orleans Oct. 28, 2009  
279 Saquon Barkley, at Washington Dec. 22, 2019  
279 Joe Scott, vs. LA Rams Nov. 14, 1948  
276 Tiki Barber vs. Philadelphia Dec. 28, 2002  
269 Domenik Hixon at Arizona Nov. 23, 2008  
Del Shofner vs. Washington Oct. 28, 1962

## PASSING

**MOST SEASONS LEADING LEAGUE**

2 Ed Danowski (1935, 1938)  
1 Phil Simms (NFC, 1990)  
Norm Snead (1972)  
Y.A. Tittle (1963)  
Charlie Conerly (1959)  
Harry Newman (1933)

## ATTEMPTS

**MOST PASSES ATTEMPTED, CAREER**

8,119 Eli Manning (2004-19)  
4,647 Phil Simms (1979-93)  
2,833 Charlie Conerly (1948-61)  
2,473 Kerry Collins (1999-03)  
**1,900 Daniel Jones (2019-23)**  
1,898 Fran Tarkenton (1967-71)

**MOST PASSES ATTEMPTED, SEASON**

618 Eli Manning (2015)  
601 Eli Manning (2014)  
598 Eli Manning (2016)  
589 Eli Manning (2011)  
576 Eli Manning (2018)  
571 Eli Manning (2017)  
568 Kerry Collins (2001)  
557 Eli Manning (2005)  
551 Eli Manning (2013)  
545 Kerry Collins (2002)

**MOST PASSES ATTEMPTED, GAME**

63 Eli Manning, at Philadelphia Dec. 22, 2016  
62 Phil Simms, at Cincinnati Oct. 13, 1985  
59 Kerry Collins, at New England Oct. 12, 2003  
Kerry Collins, vs. Green Bay Jan. 6, 2002  
57 Eli Manning, vs. Philadelphia Dec. 17, 2017  
54 Eli Manning, vs. San Francisco Oct. 11, 2015  
53 Eli Manning, vs. Philadelphia Dec. 28, 2014  
Eli Manning, vs. Washington Dec. 16, 2007  
Eli Manning, at Seattle Nov. 27, 2005  
Charlie Conerly, at Pittsburgh Dec. 5, 1948  
52 Eli Manning, vs. Indianapolis Nov. 3, 2014  
Eli Manning, vs. Philadelphia Oct. 6, 2013  
Kerry Collins, at Washington Oct. 28, 2001  
Jeff Rutledge, vs. Seattle Dec. 11, 1983  
**51 Daniel Jones, vs. L.A. Rams Oct. 17, 2021**  
Eli Manning at Washington Nov. 29, 2015  
Eli Manning, vs. Tampa Bay Sept. 16, 2012  
Kerry Collins, vs. Dallas Sept. 15, 2003  
Kerry Collins, vs. Detroit Nov. 19, 2000  
Kerry Collins, vs. Minnesota Dec. 26, 1999  
Scott Brunner, vs. San Diego Oct. 2, 1983  
Scott Brunner, at St. Louis Dec. 26, 1982

## COMPLETIONS

**MOST PASSES COMPLETED, CAREER**

4,895 Eli Manning (2004-19)  
2,576 Phil Simms (1979-93)  
1,447 Kerry Collins (1999-2003)  
1,418 Charlie Conerly (1948-61)  
**1,221 Daniel Jones (2019-23)**  
1,051 Fran Tarkenton (1967-71)

**MOST PASSES COMPLETED, SEASON**

387 Eli Manning (2015)

380 Eli Manning (2018)  
379 Eli Manning (2014)  
377 Eli Manning (2016)  
359 Eli Manning (2011)  
352 Eli Manning (2017)  
339 Eli Manning (2010)  
335 Kerry Collins (2002)  
327 Kerry Collins (2001)  
321 Eli Manning (2012)  
**317 Daniel Jones (2022)**  
Eli Manning (2013)  
Eli Manning (2009)

**MOST PASSES COMPLETED, GAME**

41 Eli Manning, vs. San Francisco Oct. 11, 2015  
40 Phil Simms, at Cincinnati Oct. 13, 1985  
38 Eli Manning, at Philadelphia Dec. 22, 2016  
37 Eli Manning, vs. Philadelphia Dec. 17, 2017  
36 Kerry Collins, vs. Green Bay Jan. 6, 2002  
Charlie Conerly, at Pittsburgh Dec. 5, 1948  
35 Kerry Collins, at New England Oct. 12, 2003  
34 Eli Manning, vs. Tennessee Sept. 26, 2010  
33 Eli Manning, at Dallas Sept. 16, 2018  
Eli Manning, at New Orleans Nov. 28, 2011  
Eli Manning, vs. Dallas Nov. 14, 2010  
32 Eli Manning, vs. Baltimore Oct. 16, 2016  
Eli Manning, vs. New Orleans Sept. 18, 2016  
Kerry Collins, at Washington Oct. 28, 2001  
31 Eli Manning, vs. New Orleans Sept. 30, 2018  
Eli Manning, vs. Tampa Bay Sept. 16, 2012  
Eli Manning, vs. Miami Oct. 30, 2011  
Eli Manning, at Philadelphia Sept. 17, 2006  
Kerry Collins, vs. Miami Oct. 5, 2003  
Kerry Collins, vs. Minnesota Dec. 26, 1999  
**30 Daniel Jones, at Minnesota Dec. 24, 2022**  
Eli Manning, vs. Washington Oct. 28, 2018  
Eli Manning, at Tampa Bay Oct. 1, 2017  
Eli Manning at New Orleans Nov. 1, 2015  
Kerry Collins, vs. Seattle Dec. 23, 2001  
Kerry Collins, at Dallas Jan. 2, 2000  
Phil Simms, at St. Louis Dec. 13, 1987  
Randy Johnson, vs. Philadelphia Dec. 19, 1971  
Eli Manning at New Orleans Nov. 1, 2015

**MOST CONSECUTIVE PASSES COMPLETED**

21 Eli Manning, at New Orleans Nov. 28, 2011  
15 Eli Manning, vs. San Francisco Oct. 11, 2015  
14 at Houston, Sept. 23, 2018/vs. New Orleans, Sept. 30, 2018 (spanned 2 games)  
13 Kerry Collins, at Phil. Sept. 10, 2000/at Chicago, Sept. 17, 2000 (spanned 2 games)  
Phil Simms, at Cincinnati Oct. 13, 1985  
12 Eli Manning, at Atlanta October 15, 2007  
Y.A. Tittle, vs. Washington Oct. 28, 1962

**HIGHEST COMPLETION PERCENTAGE, CAREER (1,000 ATTEMPTS)**

**64.26 Daniel Jones (1,221-1,900, 2019-23)**  
60.29 Eli Manning (4,895-8,119, 2004-19)  
58.51 Kerry Collins (1,447-2,473, 1999-03)  
55.89 Y.A. Tittle (731-1,308, 1961-64)  
55.43 Phil Simms (2,576-4,647, 1979-93)

**HIGHEST COMPLETION PERCENTAGE, SEASON (QUALIFIERS)**

**67.16 Daniel Jones (317-472, 2022)**  
65.97 Eli Manning (380-576, 2018)  
**64.26 Daniel Jones (232-361, 2021)**  
63.06 Eli Manning (379-601, 2014)  
63.05 Eli Manning (377-598, 2016)  
62.89 Eli Manning (339-539, 2010)  
62.81 Kurt Warner (174-277, 2004)  
Jeff Hostetler (179-285, 1991)  
62.62 Eli Manning (387-618, 2015)  
**62.50 Daniel Jones (448-280, 2020)**  
62.27 Eli Manning (317-509, 2009)  
**61.87 Daniel Jones (284-459, 2019)**

**HIGHEST COMPLETION PERCENTAGE, GAME (20 ATTEMPTS)**

87.10 Eli Manning, at Miami (27-31) Dec. 14, 2015  
86.20 Eli Manning, at Houston (25-29) Sept. 23, 2018  
84.61 Kerry Collins, at St. Louis (22-26) Sept. 15, 2002  
82.35 Jeff Hostetler, at Dallas (28-34) Sept. 29, 1991  
**80.95 Daniel Jones, at Tennessee (17-21) Sept. 11, 2022**  
**Tommy DeVito, vs. Green Bay Dec. 11, 2023**  
Phil Simms, at Indianapolis (17-21) Nov. 5, 1990  
Phil Simms, vs. St. Louis (17-21) Oct. 25, 1987  
80.77 Phil Simms, vs. Green Bay (21-26) Dec. 19, 1987



<b>80.64</b>	<b>Daniel Jones, vs. Washington (25-31)</b>	<b>Dec. 4, 2022</b>
80.00	Norm Snead, vs. N.E. (28-35)	Sept. 22, 1974
	Fran Tarkenton, vs. San Diego (16-20)	Nov. 7, 1971
	Y.A. Tittle, vs. Philadelphia (16-20)	Nov. 10, 1963

## YARDS

### MOST YARDS PASSING, CAREER

57,023	Eli Manning (2004-19)
33,462	Phil Simms (1979-93)
19,488	Charlie Conerly (1948-61)
16,875	Kerry Collins (1999-03)
13,905	Fran Tarkenton (1967-71)
<b>12,512</b>	<b>Daniel Jones (2019-23)</b>

### MOST YARDS PASSING, SEASON

4,933	Eli Manning (2011)
4,432	Eli Manning (2015)
4,410	Eli Manning (2014)
4,299	Eli Manning (2018)
4,073	Kerry Collins (2002)
4,044	Phil Simms (1984)
4,027	Eli Manning (2016)
4,021	Eli Manning (2009)
4,002	Eli Manning (2010)
3,998	Eli Manning (2018)
3,981	Eli Manning (2014)
3,948	Eli Manning (2012)
3,829	Phil Simms (1985)
3,818	Eli Manning (2013)
3,764	Kerry Collins (2001)
3,762	Eli Manning (2005)

### MOST YARDS PASSING, GAME

513	Phil Simms, at Cincinnati	Oct. 13, 1985
510	Eli Manning, vs. Tampa Bay	Sept. 16, 2012
505	Y.A. Tittle, vs. Washington	Oct. 28, 1962
450	Eli Manning, at Dallas	Sept. 8, 2013
441	Eli Manning, vs. San Francisco	Oct. 11, 2015
434	Eli Manning, vs. Philadelphia	Dec. 17, 2017
432	Phil Simms, vs. Dallas	Oct. 6, 1985
429	Eli Manning, vs. Philadelphia	Dec. 28, 2014
420	Eli Manning, vs. Seattle	Oct. 9, 2011
409	Phil Simms, vs. Philadelphia	Sept. 2, 1984
406	Eli Manning, at New Orleans	Nov. 28, 2011
403	Eli Manning, vs. Baltimore	Oct. 16, 2016
<b>402</b>	<b>Daniel Jones, at New Orleans</b>	<b>Oct. 3, 2021</b>
400	Eli Manning, at Dallas	Dec. 11, 2011

### MOST GAMES, 300 YARDS OR MORE PASSING, CAREER

51	Eli Manning (2004-19)
21	Phil Simms (1979-93)
17	Kerry Collins (1999-03)
9	Y.A. Tittle (1961-64)
<b>9</b>	<b>Daniel Jones (2019-23)</b>

### MOST GAMES, 300 YARDS OR MORE PASSING, SEASON

8	Eli Manning (2011)
6	Eli Manning (2015)
<b>5</b>	<b>Daniel Jones (2019)</b>
	Eli Manning (2018)
	Eli Manning (2014)
	Kerry Collins (2001)
4	Eli Manning (2016)
	Eli Manning (2010)
	Kerry Collins (2002)
	Phil Simms (1986)
	Phil Simms (1984)
	Y.A. Tittle (1962)
3	Eli Manning (2013)
	Eli Manning (2012)
	Eli Manning (2009)
	Eli Manning (2005)
	Kerry Collins (2003)
	Kerry Collins (2000)
	Phil Simms (1988)
	Phil Simms (1985)
	Phil Simms (1988)
	Phil Simms (1985)
	Jeff Rutledge (1983)
	Y.A. Tittle (1961)

### LONGEST PASS COMPLETION (IN YARDS)

99	Eli Manning (to Victor Cruz) at Jets	Dec. 24, 2011
98	Earl Morrall (to Homer Jones) at Pittsburgh	Sept. 11, 1966
94	Norm Snead (to Rich Houston) vs. Dallas	Sept. 24, 1972
92	Eli Manning (to Mario Manningham) at Washington	Jan. 2, 2011

89	Earl Morrall (to Homer Jones) vs. Philadelphia	Oct. 17, 1965
88	Frank Reagan (to George Franck) vs. Washington	Oct. 12, 1947
87	Eli Manning (to Odell Beckham Jr.) vs. New England	Nov. 15, 2015
	Kent Graham (to Tiki Barber) at Arizona	Dec. 6, 1998
85	Eli Manning (to Mario Manningham) at Green Bay	Dec. 26, 2010

## TOUCHDOWNS

### MOST TOUCHDOWN PASSES, CAREER

366	Eli Manning (2004-19)
199	Phil Simms (1979-93)
173	Charlie Conerly (1948-61)
103	Fran Tarkenton (1967-71)
96	Y.A. Tittle (1961-64)

### MOST TOUCHDOWN PASSES, SEASON

36	Y.A. Tittle (1963)
35	Eli Manning (2015)
33	Y.A. Tittle (1962)
31	Eli Manning (2010)
30	Eli Manning (2014)
29	Eli Manning (2011)
	Fran Tarkenton (1967)

### MOST TOUCHDOWN PASSES, GAME

7	Y.A. Tittle, vs. Washington	Oct. 28, 1962
6	Eli Manning, at New Orleans	Nov. 1, 2015
	Y.A. Tittle, vs. Dallas	Dec. 16, 1962
<b>5</b>	<b>Daniel Jones, at Washington</b>	<b>Dec. 22, 2019</b>
	Eli Manning, vs. Philadelphia	Dec. 30, 2012
	Phil Simms at St. Louis	Sept. 7, 1980
	Fran Tarkenton, vs. St. Louis	Oct. 25, 1970

### MOST CONSECUTIVE GAMES TOUCHDOWN PASSES

15	Y.A. Tittle (1962-64)
<b>13</b>	<b>Daniel Jones (2019-2020)</b>
12	Eli Manning (2008)
	Eli Manning (2004-05)
	Eli Manning (2005-06)
10	Eli Manning (2015-16)
	Eli Manning (2009)
	Phil Simms (1988-89)
	Phil Simms (1986-87)
	Charlie Conerly (1948-49)
9	Eli Manning (2011-12)
	Eli Manning (2006-07)
	Phil Simms (1985-86)
	Earl Morrall (1965-66)

## PASSES INTERCEPTED

### LOWEST PERCENTAGE PASSES HAD INTERCEPTED, CAREER (MIN. 1,000 ATT)

<b>2.1</b>	<b>Daniel Jones (40 int., 1,900 att.)</b>
2.8	Kerry Collins (70 int., 2,473 att.)
3.0	Eli Manning (244 int., 8,119 att.)
3.4	Phil Simms (157 int., 4,647 att.)
3.5	Dave Brown (49 int., 1,391 att.)

### LOWEST PERCENTAGE PASSES HAD INTERCEPTED, SEASON

<b>1.1</b>	<b>Daniel Jones, 2022 (5 int., 472 att.)</b>
1.3	Phil Simms, 1990 (4 int., 311 att.)
1.4	Kurt Warner, 2004 (4 int, 277 att.)
	Jeff Hostetler, 1991 (4 int., 285 att.)
<b>1.9</b>	<b>Daniel Jones, 2021 (7 int., 232 att.)</b>
2.0	Fran Tarkenton, 1969 (8 int., 409 att.)

### FEWEST PASSES HAD INTERCEPTED, GAME (MOST ATTEMPTS)

0	Eli Manning, vs. Indianapolis (52 attempts)	Nov. 3, 2014
	Scott Brunner, vs. St. Louis (51 attempts)	Dec. 26, 1982
	Phil Simms, at L.A. Rams (48 attempts)	Sept. 30, 1984
	Kerry Collins, vs. Seattle (47 attempts)	Dec. 23, 2001
	Dave Brown, vs. Balt. (46 attempts)	Sept. 14, 1997
	Fran Tarkenton, at Dallas (46 attempts)	Oct. 11, 1971
	Phil Simms, at Phoenix (45 attempts)	Nov. 13, 1988
	Eli Manning, vs. Miami (45 attempts)	Oct. 30, 2011
	Eli Manning, vs. Dallas (44 attempts)	Sept. 16, 2018
	Eli Manning, vs. New England (44 attempts)	Nov. 15, 2015

### MOST PASSES HAD INTERCEPTED, CAREER

244	Eli Manning (2004-19)
167	Charlie Conerly (1949-61)
157	Phil Simms (1979-93)
72	Fran Tarkenton (1967-71)
70	Kerry Collins (1999-2003)

## PASS RECEIVING

### RECEPTIONS

**MOST SEASONS LEADING LEAGUE**

1 Earnest Gray (1983)  
Bob Tucker (1971)  
Tod Goodwin (1935)

**MOST PASS RECEPTIONS, CAREER**

668 Amani Toomer (1996-08)  
586 Tiki Barber (1997-06)  
395 Joe Morrison (1959-72)  
390 Odell Beckham, Jr. (2014-18)  
372 Sterling Shepard (2016-23)  
371 Jeremy Shockey (2002-07)  
368 Ike Hilliard (1997-2004)  
367 Frank Gifford (1952-60, 62-64)

**MOST PASS RECEPTIONS, SEASON**

107 Steve Smith (2009)  
101 Odell Beckham Jr. (2016)  
96 Odell Beckham Jr. (2015)  
91 Saquon Barkley (2018)  
Odell Beckham Jr. (2014)  
86 Victor Cruz (2012)  
82 Victor Cruz (2011)  
Amani Toomer (2002)  
79 Hakeem Nicks (2010)  
Amani Toomer (1999)  
78 Amani Toomer (2000)  
Earnest Gray (1983)

**MOST PASS RECEPTIONS, GAME**

14 Saquon Barkley, at Dallas Sept. 16, 2018  
13 Tiki Barber, at Dallas Jan. 2, 2000  
12 Odell Beckham Jr., vs. Philadelphia Dec. 28, 2014  
Odell Beckham Jr., vs. Washington Dec. 14, 2014  
Hakeem Nicks, at Houston Oct. 10, 2010  
Mark Bavaro, at Cincinnati Oct. 13, 1985  
Jeremy Shockey, vs. Dallas Nov. 11, 2007  
Amani Toomer, at Philadelphia Sept. 17, 2006  
11 on 15 occasions, most recently by Evan Engram, at Dallas Sept. 8, 2018  
10 on 24 occasions, most recently by Sterling Shepard, vs. L.A. Rams Oct. 17, 2021

**MOST CONSECUTIVE GAMES, PASS RECEPTIONS**

98 Amani Toomer (1998-04)  
88 Tiki Barber (1999-2004)  
83 Jeremy Shockey (2002-07)  
68 Ike Hilliard (1997-02)  
64 Sterling Shepard (2016-23)  
60 Evan Engram (2017-21)  
59 Odell Beckham, Jr. (2014-18)  
57 Plaxico Burress (2005-08)  
53 Hakeem Nicks (2009-12)  
51 Victor Cruz (2011-14)  
47 Chris Calloway (1996-98)  
45 David Meggett (1989-92)

**YARDS****MOST YARDS GAINED, CAREER**

9,497 Amani Toomer (1996-08)  
5,434 Frank Gifford (1952-60, 62-64)  
5,183 Tiki Barber (1997-2006)  
4,993 Joe Morrison (1959-72)  
4,797 Kyle Rote (1951-61)

**MOST YARDS GAINED, SEASON**

1,536 Victor Cruz (2011)  
1,450 Odell Beckham Jr. (2015)  
1,367 Odell Beckham Jr. (2016)  
1,343 Amani Toomer (2002)  
1,305 Odell Beckham Jr. (2014)  
1,220 Steve Smith (2009)  
1,214 Plaxico Burress (2005)  
1,209 Homer Jones (1967)  
1,192 Hakeem Nicks (2011)  
1,183 Amani Toomer (1999)  
1,181 Del Shofner (1963)

**MOST YARDS GAINED, GAME**

269 Del Shofner, vs. Washington Oct. 28, 1962  
222 Odell Beckham Jr., vs. Baltimore Oct. 16, 2016  
212 Gene Roberts, at Green Bay Nov. 13, 1949  
204 Plaxico Burress, vs. St. Louis Oct. 2, 2005  
Amani Toomer, vs. Indianapolis Dec. 22, 2002  
201 Gene Roberts, vs. Chicago Oct. 23, 1949  
199 Hakeem Nicks vs. Tampa Bay Sept. 16, 2012  
196 Homer Jones, at Washington Oct. 1, 1967

193 Amani Toomer, vs. Jacksonville Dec. 23, 2000

**LONGEST PASS RECEPTION (IN YARDS)**

99 Victor Cruz (from Eli Manning) at Jets Dec. 24, 2011  
98 Homer Jones (from Earl Morrall) at Pittsburgh Sept. 11, 1966  
94 Rich Houston (from Noirm Snead) vs. Dallas Sept. 24, 1972  
92 Mario Manningham (from Eli Manning) at Green Bay Dec. 26, 2010  
89 Homer Jones (from Earl Morrall) vs. Philadelphia Oct. 17, 1965  
88 George Franck (from Frank Reagan) at Washington Oct. 12, 1947  
87 Odell Beckham Jr. (from Eli Manning) vs. New England Nov. 15, 2015  
Tiki Barber (from Kent Graham) at Arizona Dec. 6, 1998  
85 Mario Manningham (from Eli Manning) at Washington Jan. 2, 2011

**HIGHEST AVERAGE GAIN, CAREER (200 MINIMUM)**

\*22.6 Homer Jones (214-4,845, 1964-69)  
18.1 Del Shofner (239-4,315, 1961-67)  
17.2 Aaron Thomas (247-4,253, 1962-70)  
\*NFL Record

**HIGHEST AVERAGE GAIN, SEASON (QUALIFIERS)**

24.7 Homer Jones (49-1,209, 1967)  
23.5 Homer Jones (45-1,057, 1968)  
21.8 Homer Jones (48-1,044, 1966)

**HIGHEST AVERAGE GAIN, GAME (4 MINIMUM)**

50.3 Gene Roberts, vs. Chicago Bears (4-201) Oct. 23, 1949  
49.0 Homer Jones, at Washington (4-196) Oct. 1, 1967  
37.5 Frank Liebel, vs. Detroit (4-150) Nov. 18, 1945

**TOUCHDOWNS****MOST TOUCHDOWNS, CAREER**

54 Amani Toomer (1996-08)  
48 Kyle Rote (1951-61)  
47 Joe Morrison (1959-71)  
44 Odell Beckham, Jr. (2014-18)  
43 Frank Gifford (1952-60, 1962-64)

**MOST TOUCHDOWNS, SEASON**

13 Odell Beckham Jr. (2015)  
Homer Jones (1967)  
12 Odell Beckham Jr. (2014)  
Plaxico Burress (2007)  
Del Shofner (1962)  
11 Hakeem Nicks (2010)  
Del Shofner (1961)

**MOST TOUCHDOWNS, GAME**

4 Earnest Gray, at St. Louis Sept. 7, 1980  
3 on 23 occasions, most recently by Odell Beckham Jr., at New Orleans Nov. 1, 2015

**MOST CONSECUTIVE GAMES, TOUCHDOWN RECEPTIONS**

7 Kyle Rote (1959-60)  
6 Plaxico Burress (2007)  
5 Odell Beckham Jr. (2015)  
Chris Calloway (1997-98)  
Bobby Johnson (1985-86)  
Aaron Thomas (1967)  
Joe Morrison (1966)  
Homer Jones (1966)  
Del Shofner (1963)  
Frank Liebel (1945)

**MOST GAMES 100 YARDS OR MORE RECEIVING, CAREER**

24 Odell Beckham Jr. (2014-18)  
22 Amani Toomer (1996-2008)  
18 Victor Cruz (2010-16)  
17 Homer Jones (1964-69)  
13 Hakeem Nicks (2009-13)  
Del Shofner (1961-67)

**INTERCEPTIONS****MOST SEASONS LEADING LEAGUE**

2 Dick Lynch (1961, 1963)

**MOST INTERCEPTIONS BY, CAREER**

74 Emlen Tunnell (1948-58)  
52 Jimmy Patton (1955-66)  
41 Carl Lockhart (1965-75)

**MOST INTERCEPTIONS BY, SEASON**

11 Jimmy Patton (1958)  
Otto Schellbacher (1951)  
10 Willie Williams (1968)  
Emlen Tunnell (1949)  
Frank Reagan (1947)

**MOST INTERCEPTIONS BY, GAME**

3 on 18 occasions, most recently by Terry Kinard, vs. Sept. 20, 1987  
Dallas

**MOST CONSECUTIVE GAMES, INTERCEPTIONS BY**

7 Tom Landry (1950-51)  
6 Willie Williams (1968)  
5 Carl Lockhart (1969-70)  
Emlen Tunnell (1954-55)

**INTERCEPTION RETURN YARDS****MOST YARDS GAINED, CAREER**

1,240 Emlen Tunnell (1948-58)  
712 Jimmy Patton (1955-66)  
574 Terry Kinard (1983-89)  
568 Dick Lynch (1959-66)  
475 Carl Lockhart (1965-75)

**MOST YARDS GAINED, SEASON**

307 Stevie Brown (2012)  
251 Dick Lynch (1963)  
Emlen Tunnell (1949)  
203 Frank Reagan (1947)  
195 Erich Barnes (1961)

**MOST YARDS GAINED, GAME**

109 Ward Cuff, at Philadelphia Sept. 13, 1941  
104 George Cheverko, at Washington Oct. 3, 1948  
**102 Jason Pinnock, at Miami Oct. 8, 2023**  
102 Erich Barnes, at Dallas Oct. 15, 1961

**LONGEST GAIN (IN YARDS)**

**102 Jason Pinnock, at Miami (TD) Oct. 8, 2023**  
102 Erich Barnes, at Dallas (TD) Oct. 15, 1961  
101 Henry Carr, at Rams (TD) Nov. 13, 1966  
97 Lawrence Taylor, at Detroit (TD) Nov. 25, 1982  
96 Ward Cuff, vs. Washington (TD) Dec. 4, 1938  
Kevin Dockery, at Dallas (TD) Oct. 23, 2006  
95 Sam Barnes, vs. Philadelphia (TD) Aug. 31, 1997

**INTERCEPTIONS RETURNED FOR TOUCHDOWNS****MOST TOUCHDOWNS, CAREER**

4 Jason Sehorn (1994-02)  
Dick Lynch (1959-66)  
Emlen Tunnell (1948-58)  
3 George Martin (1975-86)  
Carl Lockhart (1965-72)  
Jerry Hillebrand (1963-66)  
Erich Barnes (1961-64)  
Tom Landry (1950-55)

**MOST TOUCHDOWNS, SEASON**

3 Dick Lynch (1963)  
2 by nine players, mst recently by Alex Ogletree (2018)

**MOST TOUCHDOWNS, GAME**

1 by many players, Last: Adoree' Jackson, at Philadelphia Dec. 25, 2023

**MOST CONSECUTIVE GAMES, TOUCHDOWNS**

2 at Philadelphia, Sept. 22; vs. Washington, Sept. 29, 1968  
Dick Lynch, vs. Cleveland, Oct. 13; vs. Dallas, Oct. 20, 1963  
Tom Landry, at Cleveland, Oct. 28; vs. N.Y. Yanks, Nov. 4, 1951

**PUNTING****MOST SEASONS LEADING LEAGUE**

2 Sean Landeta (NFC, 1986, 1990)  
Dave Jennings (1979, 1980)  
1 Don Chandler (1957)

**MOST PUNTS, CAREER**

931 Dave Jennings (1974-84)  
526 Sean Landeta (1985-93)  
525 Don Chandler (1956-64)  
513 Jeff Feagles (2003-09)

**MOST PUNTS, SEASON**

111 Brad Maynard (1997)  
104 Dave Jennings (1979)  
102 Mike Horan (1996)  
101 Brad Maynard (1998)  
100 Dave Jennings (1977)

**MOST PUNTS, GAME**

14 Carl Kinscherf, at Detroit Nov. 7, 1943  
**13 Jamie Gillan, vs. Jets Oct. 29, 2023**  
13 Brad Maynard, at Washington Nov. 23, 1997  
12 Brad Maynard, at Tampa Bay Sept. 12, 1999

11 on six occasions, most recently by Brad Maynard Nov. 1, 1998

**YARDS****MOST YARDS, CAREER**

38,792 Dave Jennings (1974-84)  
23,019 Don Chandler (1956-64)  
22,806 Sean Landeta (1985-93)  
21,161 Jeff Feagles (2003-09)

**MOST YARDS, SEASON**

4,566 Brad Maynard (1998)  
4,531 Brad Maynard (1997)  
4,445 Dave Jennings (1979)  
**4,372 Jamie Gillan (2023)**  
4,297 Brad Wing (2016)  
4,289 Mike Horan (1996)  
4,271 Steve Weatherford (2013)  
4,211 Dave Jennings (1980)  
4,198 Dave Jennings (1981)

**MOST YARDS, GAME**

583 Carl Kinscherf, at Detroit (14 punts) Nov. 7, 1943  
**549 Jamie Gillan, vs. Jets (13 punts) Oct. 29, 2023**  
537 Brad Maynard, at Washington (13 punts) Nov. 23, 1997  
526 Brad Maynard, at Tampa (12 punts) Sept. 12, 1999

**LONGEST PUNT**

90 Rodney Williams, at Denver Sept. 10, 2001  
**74 Jamie Gillan, vs. New England Nov. 26, 2023**  
Don Chandler, at Dallas Oct. 11, 1964  
Len Younce, vs. Chicago Bears Nov. 14, 1943  
73 Dave Jennings, vs. Houston Dec. 5, 1982  
72 Dave Jennings, vs. Dallas Nov. 4, 1979  
Len Younce, at Brooklyn Tigers Oct. 15, 1944  
Carl Kinscherf, at Philadelphia-Pittsburgh Oct. 9, 1943  
71 Riley Dixon vs. Philadelphia Nov. 15, 2020  
Steve Weatherford, at Philadelphia Oct. 12, 2014  
Sean Landeta, vs. Green Bay Nov. 8, 1992  
Sean Landeta, vs. Philadelphia Dec. 3, 1989  
Kay Eakin, vs. Cleveland Nov. 16, 1941

**HIGHEST AVERAGE, CAREER (150 PUNTS)**

**46.4 Jamie Gillan (169 punts, 2022-23)**  
46.3 Steve Weatherford (311 punts, 2011-14)  
45.2 Riley Dixon (279 punts, 2018-21)  
44.9 Brad Wing (264 punts, 2015-2017)  
43.8 Don Chandler (525 punts, 1956-64)  
43.4 Sean Landeta (526 punts, 1985-93)  
42.1 Mike Horan (303 punts, 1993-96)  
42.0 Brad Maynard (380 punts, 1997-00)

**HIGHEST AVERAGE, SEASON (35 PUNTS)**

47.5 Steve Weatherford (58 punts, 2012)  
46.9 Steve Weatherford (91 punts, 2013)  
**46.8 Jamie Gillan (74 punts, 2022)**  
46.6 Don Chandler (55 punts, 1959)  
46.2 Brad Wing (93 punts, 2016)  
46.1 Riley Dixon (69 punts, 2019)  
**46.0 Jamie Gillan (95 punts, 2023)**  
45.7 Steve Weatherford (82 punts, 2011)  
45.6 Don Chandler (73 punts, 1964)  
45.5 Steve Weatherford (80 punts, 2014)

**HIGHEST NET AVERAGE, SEASON (SINCE 1976)**

**42.3 Jamie Gillan 2023 (95 punts)**  
42.0 Riley Dixon 2019 (69 punts)  
41.8 Riley Dixon 2018 (71 punts)  
40.9 Brad Wing 2016 (93 punts)  
40.2 Jeff Feagles 2008 (64 punts)  
**40.1 Jamie Gillan 2022 (74 punts)**  
39.9 Mike Horan 1993 (44 punts)  
39.3 Steve Weatherford 2012 (58 punts)  
39.2 Steve Weatherford 2011 (82 punts)

**HIGHEST AVERAGE, GAME (4 PUNTS)**

55.4 Brad Maynard, at Tennessee (5 punts) Oct. 1, 2000  
55.3 Dave Jennings, vs. Houston (4 punts) Dec. 5, 1982  
55.1 Rodney Williams, at Denver (8 punts) Sept. 10, 2001  
55.0 Steve Weatherford, vs. Dallas (4 punts) Nov. 23, 2014  
**54.6 Jamie Gillan, vs. Chicago (5 punts) Oct. 2, 2022**  
54.1 Don Chandler, at Cleveland (8 punts) Oct. 11, 1959  
54.0 Dave Jennings, at Dallas (5 punts) Oct. 5, 1980  
**53.6 Jamie Gillan, vs. Seattle (5 punts) Oct. 2, 2023**

**INSIDE THE 20****MOST INSIDE THE 20, CAREER**

178 Jeff Feagles  
170 Dave Jennings

141 Sean Landeta

**MOST INSIDE THE 20, SEASON****35 Jamie Gillan, 2023**33 Brad Maynard, 1997  
Brad Maynard, 1998  
Brad Wing, 2015

32 Mike Horan, 1996

**MOST INSIDE THE 20, GAME**6 Brad Maynard, vs. Tampa Bay Sept. 12, 1999  
Jeff Feagles, vs. Carolina Dec. 10, 2006**5 Jamie Gillan, vs. Jets Oct. 29, 2023**  
**Jamie Gillan, at Tennessee Sept. 11, 2022**Brad Wing, vs. Dallas Dec. 11, 2016  
Brad Wing, at Cleveland Nov. 27, 2016  
Steve Weatherford, vs. Washington Dec. 14, 2014  
Steve Weatherford, at New England Nov. 6, 2011  
Dave Jennings, vs. St. Louis Oct. 24, 1983 (OT)  
Brad Maynard, vs. Oakland Sept. 13, 1998**PUNT RETURNS****MOST PUNT RETURNS, CAREER**261 Emlen Tunnell (1948-58)  
213 Phil McConkey (1984-88)  
202 David Meggett (1989-94)**MOST PUNT RETURNS, SEASON**53 Phil McConkey (1985)  
52 Leon Bright (1981)  
47 Chad Morton (2005)  
Amani Toomer (1997)  
46 David Meggett (1989)  
Phil McConkey (1984)**MOST PUNT RETURNS, GAME**9 Phil McConkey, vs. Philadelphia Dec. 6, 1987  
Pete Shaw, at Philadelphia Nov. 20, 1983  
Leon Bright, vs. Philadelphia Dec. 11, 1982  
8 on three occasions, most recently by Phil McConkey, Nov. 4, 1984  
at Dallas  
7 on six occasions, most recently by Sinorice Moss, vs. Oct. 4, 2009  
Oakland**FAIR CATCHES****MOST FAIR CATCHES, SEASON**25 Phil McConkey (1988)  
24 Rueben Randle (2013)  
22 Amani Toomer (1998)  
20 Tiki Barber (2000)  
David Meggett (1993)**MOST FAIR CATCHES, CAREER**84 Phil McConkey (1984-88)  
80 David Meggett (1989-94)  
61 Carl Lockhart (1965-75)**FEWEST FAIR CATCHES, SEASON**0 Leon Bright (17 returns, 1983)  
Leon Bright (37 returns, 1982)  
Leon Bright (52 returns, 1981)**MOST FAIR CATCHES, GAME**6 R.W. McQuarters, at Atlanta Oct. 15, 2007  
5 Rueben Randle, vs. Philadelphia Dec. 28, 2014  
Will Blackmon, at Minnesota Dec. 13, 2010  
Amani Toomer, at Dallas Sept. 8, 1996  
Phil McConkey, vs. Philadelphia Nov. 20, 1988**YARDS****MOST PUNT RETURN YARDS, CAREER**2,230 David Meggett (1989-94)  
2,214 Emlen Tunnell (1948-58)  
1,708 Phil McConkey (1984-88)  
1,181 Tiki Barber (1997-01)  
1,060 Amani Toomer (1996-01)**MOST PUNT RETURNS YARDS, SEASON**582 David Meggett (1989)  
506 Tiki Barber (1999)  
489 Emlen Tunnell (1951)  
467 David Meggett (1990)  
455 Amani Toomer (1997)  
453 Chad Morton (2005)  
442 Phil McConkey (1985)**MOST PUNT RETURN YARDS, GAME**

147 Emlen Tunnell, vs. Chi. Cardinals Oct. 14, 1951

143 Leon Bright, vs. Philadelphia

123 Tiki Barber, vs. Dallas

114 David Meggett, vs. Raiders

113 Amani Toomer, vs. Buffalo

112 Phil McConkey, vs. Philadelphia

**108 Gunner Olszewski, vs. Rams**

107 David Meggett, at New Orleans

106 Emlen Tunnell, vs. Washington

103 Phil McConkey, vs. Philadelphia

Rondy Colbert, vs. New Orleans

101 Leon Bright, vs. Rams

**LONGEST PUNT RETURN**95t Al Youngblood, at Pottsville Sept. 30, 1928  
**95t Gunner Olszewski, vs. Rams Dec. 31, 2023**  
87t Amani Toomer, vs. Buffalo Sept. 1, 1996  
85t Tiki Barber, vs. Dallas Oct. 18, 1999  
83 Eddie Dove, at Philadelphia Sept. 29, 1963  
81 Bosh Pritchard, at Chi. Cardinals Nov. 25, 1951  
Emlen Tunnell, vs. Chi. Cardinals Oct. 14, 1951**HIGHEST AVERAGE RETURN, CAREER (30 RETURNS)**12.1 Ward Cuff (37 returns, 1941-45)  
11.0 David Meggett (202 returns, 1989-94)  
10.7 Domenik Hixon (56 returns, 2007-12)  
10.1 Amani Toomer (101 returns, 1996-01)**HIGHEST AVERAGE RETURN, SEASON (QUALIFIERS)**16.6 Amani Toomer (18 returns, 1996)  
15.5 Merle Hapes (11 returns, 1942)  
14.9 George Franck (13 returns, 1941)**HIGHEST AVERAGE RETURN, GAME (3 RETURNS)**36.8 Emlen Tunnell, vs. Chicago Cardinals (4 returns) Oct. 14, 1951  
35.3 Emlen Tunnell vs. Washington (3 returns) Dec. 7, 1952  
32.7 David Meggett vs. Seattle (3 returns) Nov. 19, 1989  
31.7 Domenik Hixon vs. Dallas (3 returns) Dec. 6, 2009  
31.0 Emlen Tunnell vs. Washington (3 returns) Oct. 7, 1951**TOUCHDOWNS****MOST TOUCHDOWNS, CAREER**6 David Meggett (1989-94)  
5 Emlen Tunnell (1948-58)  
3 Amani Toomer (1996-01)**MOST TOUCHDOWNS, SEASON**3 Emlen Tunnell (1951)  
2 Amani Toomer (1996)  
David Meggett (1994)**MOST TOUCHDOWNS, GAME****1 26 occasions, most recently by Gunner Olszewski vs. Dec. 31, 2023**  
**Rams (94 yards)****KICKOFF RETURNS****MOST SEASONS LEADING LEAGUE**1 David Meggett (NFC, 1990)  
Joe Scott (1948)  
Clarence Childs (1964)**MOST KICKOFF RETURNS, CAREER**146 David Meggett (1989-94)  
126 Clarence Childs (1964-67)  
84 David Patten (1997-99)  
77 Ahmad Bradshaw (2007-08)  
71 Willie Ponder (2003-05)  
68 Domenik Hixon (2007-09)  
67 Phil McConkey (1984-88)  
Ron Dixon (2000-03)  
66 Rocky Thompson (1971-73)  
65 David Wilson (2012-13)**MOST KICKOFF RETURNS, SEASON**57 David Wilson (2012)  
Domenik Hixon (2009)  
55 Brian Mitchell (2003)  
43 David Patten (1998)  
41 Herschel Walker (1995)  
38 Ahmad Bradshaw (2008)  
Ahmad Bradshaw (2007)  
36 Willie Ponder (2004)  
Rocky Thompson (1971)  
35 Willie Ponder (2005)  
Ronnie Blye (1968)  
34 Ron Dixon (2001)  
Clarence Childs (1964, 1966)**MOST KICKOFF RETURNS, GAME**



8	Domenik Hixon at Minnesota	Jan. 3, 2010
	Domenik Hixon vs. Philadelphia	Dec. 13, 2009
	Ahmad Bradshaw, vs. Minnesota	Nov. 25, 2007
	Willie Ponder, vs. Pittsburgh	Dec. 18, 2004
	Brian Mitchell, vs. Dallas	Sept. 15, 2003
7	on nine occasions, most recently by D.J. Ware, at Green Bay	Dec. 26, 2010
6	on 14 occasions, most recently by Cody Latimer, vs. Green Bay	Dec. 1, 2019
5	on many occasions, most recently by Parris Campbell, at Las Vegas	Nov. 5, 2023

## YARDS

## MOST KICKOFF RETURN YARDS, CAREER

3,163	Clarence Childs (1964-67)
2,989	David Meggett (1989-94)
1,872	Willie Ponder (2003-05)
1,788	Ahmad Bradshaw (2007-08)
1,768	Rocky Thompson (1971-73)
1,755	David Wilson (2012-13)
1,724	David Patten (1997-99)
1,692	Domenik Hixon (2007-09)
1,467	Joe Scott (1948-53)

## MOST KICKOFF RETURN YARDS, SEASON

1,533	David Wilson (2012)
1,291	Domenik Hixon (2009)
1,117	Brian Mitchell (2003)
987	Clarence Childs (1964)
967	Willie Ponder (2004)
947	Rocky Thompson (1971)
928	David Patten (1998)
921	Ahmad Bradshaw (2007)
905	Willie Ponder (2005)
881	Herschel Walker (1995)
867	Ahmad Bradshaw (2008)

## MOST KICKOFF RETURN YARDS, GAME

259	Willie Ponder, vs. Pittsburgh	Dec. 18, 2004
230	Domenik Hixon, at New Orleans	Oct. 18, 2009
227	David Wilson, vs. New Orleans	Dec. 9, 2012
217	David Wilson, at Philadelphia	Sept. 30, 2012
207	Joe Scott, vs. Rams	Nov. 14, 1948
198	Rocky Thompson, at Detroit	Sept. 17, 1972
194	Brian Mitchell, vs. Dallas	Sept. 15, 2003
193	Ahmad Bradshaw, at Dallas	Sept. 9, 2007
191	Willie Ponder, vs. Arizona	Sept. 11, 2005
183	Domenik Hixon, at Minnesota	Jan. 3, 2010

## LONGEST KICKOFF RETURN

100	Dwayne Harris, vs. Dallas	Oct. 25, 2015
	Clarence Childs, vs. Minnesota	Dec. 6, 1964
	Emlen Tunnell, vs. N.Y. Yanks	Nov. 4, 1951
99	Joe Scott, vs. Rams	Nov. 14, 1948
98	Jimmy Patton vs. Washington	Oct. 30, 1955

## HIGHEST AVERAGE RETURN, CAREER (40 RETURNS)

27.2	Rocky Thompson (65 returns, 1971-73)
	Joe Scott (54 returns, 1948-53)
26.6	David Wilson (66 returns, 2012-13)
26.5	Dwayne Harris (44 returns, 2015-16)
26.4	Willie Ponder (71 returns, 2003-05)

## HIGHEST AVERAGE RETURN, SEASON (QUALIFIERS)

31.6	John Salscheider (15 returns, 1949)
30.2	John Counts (26 returns, 1962)
28.7	Dwayne Harris (22 returns, 2015-16)
29.0	Clarence Childs (34 returns, 1964)

## HIGHEST AVERAGE RETURN, GAME (3 RETURNS)

56.8	David Wilson, vs. New Orleans (4 returns)	Dec. 9, 2012
51.8	Joe Scott, vs. Rams (4 returns)	Nov. 14, 1948
50.3	Ronnie Blye, at Pittsburgh (3 returns)	Sept. 15, 1968
49.7	Dwayne Harris, vs. Dallas (3 returns)	Oct. 25, 2015

## TOUCHDOWNS

## MOST TOUCHDOWNS, CAREER

2	Willie Ponder (2003-05)
	Rocky Thompson (1971-73)
	Clarence Childs (1964-67)

## MOST TOUCHDOWNS, SEASON

1	By many players, see next record
---	----------------------------------

## MOST TOUCHDOWNS, GAME

1	21 occasions, most recently by Dwayne Harris, vs. Dallas (100)	Oct. 25, 2015
---	--	---------------

## FUMBLES

## MOST FUMBLES, CAREER

125	Eli Manning (2004-19)
93	Phil Simms (1979-93)
61	Kerry Collins (1999-03)
54	Charlie Conerly (1948-61)
53	Tiki Barber (1997-2006)

## MOST FUMBLES, SEASON

23	Kerry Collins (2001)
18	<b>Daniel Jones (2019)</b>
16	Phil Simms (1985)
13	Eli Manning (2009)
	Eli Manning (2007)
12	Kurt Warner (2004)
	Kerry Collins (2003)
11	<b>Daniel Jones (2020)</b>
	Eli Manning (2017)
	Eli Manning (2015)
	Kerry Collins (1999)
	Dave Brown (1994)
	Y.A. Tittle (1964)
	Bobby Gaiters (1961)
	Charlie Conerly (1957)

## MOST FUMBLES, GAME

5	Eli Manning at Buffalo	Dec. 23, 2007
	Charlie Conerly, vs. San Francisco	Dec. 1, 1957
4	Y.A. Tittle, at Philadelphia	Sept. 13, 1964
3	by many players	

## RECOVERIES

## MOST OWN FUMBLES RECOVERED, CAREER

28	Phil Simms (1979-93)
26	Charlie Conerly (1948-61)
25	Tiki Barber (1997-2006)
	Eli Manning (2004-19)
17	Kerry Collins (1999-2003)
16	David Meggett (1989-94)
	Frank Gifford (1952-60, 62-64)
15	Joe Morrison (1959-72)
13	Jeff Hostetler (1984-92)

## MOST OWN FUMBLES RECOVERED, SEASON

7	Kerry Collins (2001)
6	Tiki Barber (2001)
	Jeff Hostetler (1991)
5	by 10 players, most recently Eli Manning (2010)

## MOST OWN FUMBLES RECOVERED, GAME

3	Eli Manning, at Buffalo	Dec. 23, 2007
	Tiki Barber, vs. Philadelphia	Oct. 29, 2000
	Jeff Hostetler, vs. Phoenix	Oct. 21, 1990
2	<b>by many players, Last: Daniel Jones, vs. Dallas</b>	<b>Sept. 10, 2023</b>

## MOST FUMBLES RECOVERED, CAREER

19	Jim Katcavage (1956-68)
15	Michael Strahan (1993-2007)
	George Martin (1975-88)
14	Harry Carson (1976-88)
13	Osi Umenyiora (2003-10)
	Keith Hamilton (1992-2002)
	Cliff Livingston (1954-61)

## MOST FUMBLES RECOVERED, SEASON

5	Justin Tuck (2010)
	Ernie Jones (1978)
	Ray Poole (1950)
4	<b>by 10 players, most recently by Micah McFadden (2023)</b>
3	by many players, most recently by Michael Boley and Jacquian Williams (2011)

## MOST FUMBLES RECOVERED, GAME

1	by many players, Last: Azeez Ojulari, vs. Philadelphia Jan. 7, 2024
---	---

## FUMBLE RETURNS

## LONGEST FUMBLE RETURN

87	Keith Hamilton, at Kansas City	Sept. 10, 1995
81	Andy Headen, vs. Dallas (TD)	Sept. 9, 1984
76	John Karcis, vs. Philadelphia (TD)	Oct. 16, 1938
75	Osi Umenyiora, vs. San Francisco (TD)	Oct. 21, 2007
72	Wendell Harris, at Pittsburgh (TD)	Sept. 11, 1966
71	Roy Hilton, vs. Dallas (TD)	Oct. 27, 1974
70	Michael Boley, vs. Pittsburgh (TD)	Nov. 4, 2012
67	Fred Robbins vs. Washington	Dec. 30, 2006

65 Horace Sherrod, vs. Washington Dec. 7, 1952  
 Michael Boley, vs. St. Louis (TD) Sept. 19, 2011  
 Lindon Crow, vs. St. Louis (TD) Oct. 30, 1960

**MOST TOUCHDOWNS, CAREER**

3 Osi Umenyiora (2003-09)  
 2 Michael Boley (2009-12)  
 Tito Wooten (1994-98)  
 Kenny Holmes (2001-03)  
 George Martin (1981)

Sam Huff (1959, 63)  
 Tom Landry (1950, 51)  
 Al De Rogatis (1949, 50)  
 Doc Alexander (1926, 27)

**MOST TOUCHDOWNS, SEASON**

2 George Martin, at Wash. Sept. 13, 1981  
 (8 yards) and at St. Louis, Dec. 13, 1981 (20 yards)

**MOST TOUCHDOWNS, GAME**

1 by many players, Last: **Kayvon Thibodeaux**, Tae Crowder, at Washington, Dec. 18, 2022

## SACKS

(ONLY SINCE 1982)

### MOST SACKS, CAREER

141.5	Michael Strahan (1993-07)
132.5	Lawrence Taylor (1982-93)
79.5	Leonard Marshall (1983-92)
75.0	Osi Umenyiora (2003-12)
63.0	Keith Hamilton (1992-03)
60.5	Justin Tuck (2005-13)

### MOST SACKS, SEASON

*22.5	Michael Strahan (2001)
20.5	Lawrence Taylor (1986)
18.5	Michael Strahan (2003)
16.5	Jason Pierre-Paul (2011)
15.5	Lawrence Taylor (1988)
	Leonard Marshall (1985)
15.0	Michael Strahan (1998)
	Lawrence Taylor (1989)
14.5	Osi Umenyiora (2005)
14.0	Michael Strahan (1997)
13.0	Osi Umenyiora (2007)
	Lawrence Taylor (1985)

\* Tied for NFL Record

### MOST SACKS, GAME

6.0	Osi Umenyiora, vs. Philadelphia	Sept. 30, 2007
4.5	Pepper Johnson, at Tampa Bay	Nov. 24, 1991
4.0	Justin Tuck, at Washington	Dec. 1, 2013
	Michael Strahan, at St. Louis	Oct. 14, 2001
	Lawrence Taylor, vs. Philadelphia	Oct. 12, 1986
	Lawrence Taylor, vs. Tampa Bay	Sept. 23, 1984
3.5	Michael Strahan, at Philadelphia	Dec. 30, 2001
	Leonard Marshall, vs. Philadelphia	Sept. 8, 1985
3.0	<b>Kayvon Thibodeaux, vs. Jets</b>	<b>Oct. 29, 2023</b>
	Leonard Williams, vs. Dallas	Jan. 3, 2021
	B.J. Hill, vs. Chicago	Dec. 2, 2018
	Jason Pierre-Paul, at Denver	Oct. 15, 2017
	Jason Pierre-Paul, vs. Cleveland	Nov. 27, 2016
	Justin Tuck, at Philadelphia	Dec. 19, 2010
	Justin Tuck, vs. Chicago	Oct. 3, 2010
	Osi Umenyiora, vs. Chicago	Oct. 3, 2010
	Michael Strahan, at Detroit	Nov. 18, 2007
	Mathias Kiwanuka, vs. Philadelphia	Sept. 30, 2007
	Michael Strahan, at Dallas	Dec. 21, 2003
	Kenny Holmes, at Houston	Nov. 24, 2002
	Michael Strahan, vs. New Orleans	Sept. 30, 2001
	Keith Hamilton, at Arizona	Nov. 26, 2000
	Michael Strahan, vs. Arizona	Nov. 16, 1997
	Michael Strahan, at Green Bay	Sept. 17, 1995
	Keith Hamilton, vs. Tampa Bay	Sept. 12, 1993
	Leonard Marshall, at Phoenix	Nov. 10, 1991
	Lawrence Taylor, vs. Philadelphia	Sept. 9, 1990
	Lawrence Taylor, at Phoenix	Nov. 5, 1989
	George Martin, vs. Phoenix	Dec. 4, 1988
	Lawrence Taylor, at New Orleans	Nov. 27, 1988
	Lawrence Taylor, vs. Detroit	Oct. 16, 1988
	Lawrence Taylor, at Washington	Dec. 7, 1986
	Lawrence Taylor, at Philadelphia	Nov. 9, 1986
	Lawrence Taylor, vs. Washington	Oct. 27, 1986
	Leonard Marshall, at St. Louis	Nov. 24, 1985
	George Martin, at St. Louis	Nov. 24, 1985
	Leonard Marshall, at Philadelphia	Sept. 29, 1985
	Leonard Marshall, vs. Philadelphia	Sept. 8, 1985
	Lawrence Taylor, vs. Dallas	Sept. 9, 1984
	Lawrence Taylor, at Washington	Dec. 17, 1983
	Lawrence Taylor, vs. Philadelphia	Dec. 11, 1982
	George Martin, vs. Houston	Dec. 5, 1982

**SCORING**

**OFFENSE**

**MOST POINTS**

62	vs. Philadelphia	Nov. 26, 1972
56	vs. Philadelphia	Oct. 15, 1933
55	vs. Green Bay at Baltimore	Dec. 20, 1986 Nov. 19, 1950

**MOST TOUCHDOWNS**

8	vs. Philadelphia at Baltimore	Nov. 26, 1972 Nov. 19, 1950
7	vs. Philadelphia at New Orleans	Oct. 15, 1933 Nov. 1, 2015
	vs. New Orleans	Dec. 9, 2012
	vs. Green Bay	Dec. 20, 1986
	vs. St. Louis	Dec. 7, 1969
	vs. Washington	Oct. 28, 1962
	vs. Washington	Nov. 5, 1961
	vs. N.Y. Yanks	Dec. 3, 1951
	vs. Chi. Cardinals at Green Bay	Nov. 12, 1950 Nov. 21, 1948
	vs. Cleveland	Nov. 16, 1941

**MOST POINT AFTER TOUCHDOWN**

8	vs. Philadelphia	Nov. 26, 1972
7	vs. Philadelphia at New Orleans	Oct. 15, 1933 Nov. 2, 2015
	vs. New Orleans	Dec. 9, 2012
	vs. Green Bay	Dec. 20, 1986
	vs. St. Louis	Dec. 7, 1969
	vs. Washington	Oct. 28, 1962
	vs. Washington	Nov. 5, 1961
	at Baltimore	Nov. 19, 1950
	at Green Bay	Nov. 21, 1948
	vs. Cleveland Rams	Nov. 16, 1941

**MOST FIELD GOALS ATTEMPTED**

6	vs. Washington at Minnesota	Oct. 30, 2005 Nov. 16, 1986
	at Washington	Dec. 17, 1983
	at Seattle	Oct. 18, 1981
	at Philadelphia	Nov. 25, 1973
	vs. Philadelphia	Nov. 14, 1954

**MOST FIELD GOALS**

6	at Seattle	Oct. 18, 1981
5	at Washington	Sept. 16, 2021
	at Tennessee	Dec. 7, 2014
	at Philadelphia	Oct. 27, 2013
	at Dallas	Oct. 28, 2012
	at Carolina	Sept. 20, 2012
	vs. Washington	Oct. 30, 2005
	at Cincinnati	Dec. 26, 2004
	at Minnesota	Nov. 16, 1986
	vs. Tampa Bay	Nov. 3, 1985
	at Washington	Dec. 17, 1983
4	36 times; last time: vs. Carolina	Sept. 18, 2022

**MOST SAFETIES**

2	vs. Washington at Pittsburgh	Nov. 5, 1961 Sept. 17, 1950
---	---------------------------------	--------------------------------

**DEFENSE**

**FEWEST POINTS ALLOWED**

0	many times; Last: vs. Tampa Bay (24-0)	Sept. 27, 2009
---	---	----------------

**MOST POINTS ALLOWED**

72	at Washington	Nov. 27, 1966
63	at Pittsburgh	Nov. 30, 1952
	vs. Chi. Cardinals	Oct. 17, 1948

**MOST TOUCHDOWNS, ALLOWED**

10	at Washington	Nov. 27, 1966
9	at Pittsburgh	Nov. 30, 1952
	vs. Chi. Cardinals	Oct. 17, 1948

**MOST POINTS AFTER TOUCHDOWN, OPPONENT**

9	vs. Washington	Nov. 27, 1966
	vs. Pittsburgh	Nov. 30, 1952
	vs. Chi. Cardinals	Oct. 17, 1948

**MOST FIELD GOALS, OPPONENT**

7	vs. Dallas	Sept. 15, 2003
5	at Philadelphia	Jan. 8, 2023
	vs. Washington	Sept. 25, 2016
	at Minnesota	Dec. 27, 2015
	vs. Philadelphia	Oct. 6, 2013

4	at Dallas	Dec. 17, 1995
	41 times; Last: at Philadelphia	Dec. 25, 2023

**FIRST DOWNS**

**OFFENSE**

**MOST FIRST DOWNS**

34	at Cincinnati	Oct. 13, 1985
33	vs. St. Louis	Dec. 7, 1969
32	vs. Philadelphia	Dec. 30, 2012
31	at Washington	Sept. 25, 2014
	vs. Tampa Bay	Sept. 16, 2012
	vs. New Orleans	Sept. 24, 1995
	at Pittsburgh	Dec. 5, 1948

**FEWEST FIRST DOWNS**

0	at Washington	Sept. 27, 1942
	at Green Bay	Oct. 1, 1933

**MOST FIRST DOWNS RUSHING**

19	at Baltimore	Nov. 19, 1950
18	at New Orleans	Oct. 27, 1985
	at Philadelphia	Dec. 15, 1956

**MOST FIRST DOWNS PASSING**

29	at Cincinnati	Oct. 13, 1985
23	vs. San Francisco	Oct. 11, 2015
22	vs. St. Louis	Dec. 7, 1969
	at Washington	Oct. 1, 1961
	at Pittsburgh	Dec. 5, 1948

**MOST FIRST DOWNS BY PENALTY**

10	vs. Denver	Sept. 15, 2013
6	vs. Seattle	Oct. 22, 2017
	vs. Cincinnati	Oct. 26, 1997
	vs. Baltimore	Sept. 14, 1997
	vs. Atlanta	Nov. 11, 1979
	at Washington	Nov. 27, 1966
	at Philadelphia	Oct. 5, 1957
5	18 occasions, most recently vs. Jets	Oct. 29, 2023

**DEFENSE**

**FEWEST FIRST DOWNS ALLOWED**

1	at Pittsburgh	Sept. 20, 1933
2	at Philadelphia	Oct. 3, 1937
	vs. Bklyn. Dodgers	Oct. 14, 1934

**MOST FIRST DOWNS ALLOWED**

38	at Rams	Nov. 13, 1966
35	at New Orleans	Nov. 1, 2015
32	at Dallas	Nov. 12, 2023
32	vs. Dallas	Sept. 10, 1978
31	vs. Tampa Bay	Nov. 18, 2018
	at New Orleans	Nov. 28, 2011
	vs. Tennessee	Dec. 1, 2002
	at San Diego	Oct. 19, 1980
29	at Kansas City	Nov. 1, 2021
	vs. Arizona	Oct. 8, 1995
	vs. Washington	Nov. 15, 1981
	at Kansas City	Nov. 3, 1974
	vs. St. Louis	Nov. 4, 1962

**MOST FIRST DOWNS ALLOWED, RUSHING**

19	at Seattle	Nov. 9, 2014
	at Buffalo	Nov. 26, 1978
	vs. Green Bay	Oct. 22, 1967
17	vs. St. Louis	Dec. 12, 1976

**MOST FIRST DOWNS ALLOWED, PASSING**

24	at New Orleans	Nov. 1, 2015
23	vs. Dallas	Dec. 6, 2009
	at San Diego	Oct. 19, 1980
22	vs. St. Louis	Oct. 2, 2005
21	vs. Jets	Dec. 6, 2015
	at Dallas	Sept. 13, 2015
	at Dallas	Oct. 28, 2012
	vs. Green Bay	Dec. 4, 2011
	at Arizona	Nov. 23, 2008
	vs. Tennessee	Dec. 1, 2002
20	vs. Carolina	Dec. 20, 2015
	vs. Dallas	Oct. 6, 1985
	at L.A. Rams	Nov. 13, 1966
	at San Francisco	Sept. 30, 1956
	vs. Chicago Bears	Oct. 23, 1949
19	vs. San Francisco	Sept. 27, 2020
	at Indianapolis	Dec. 23, 2018
	vs. Seattle	Oct. 22, 2017



at Green Bay	Dec. 26, 2010
vs. Green Bay	Sept. 16, 2007
at Oakland	Dec. 31, 2005
at New Orleans	Sept. 19, 2005
vs. San Diego	Oct. 2, 1983

## NET YARDS

### OFFENSE

#### MOST YARDS GAINED

609	vs. N.Y. Yanks	Dec. 3, 1950
604	vs. Tampa Bay	Sept. 16, 2012
602	vs. Washington	Oct. 28, 1962
568	vs. San Francisco	Nov. 17, 1963
552	at Washington	Dec. 22, 2019
549	vs. Chi. Cardinals	Nov. 12, 1950
535	vs. New Orleans	Oct. 8, 1967
526	vs. Cleveland	Dec. 6, 1959
525	vs. San Francisco	Oct. 11, 2015
524	vs. Green Bay	Jan. 6, 2002
523	vs. Seattle	Oct. 5, 2008

### DEFENSE

#### FEWEST YARDS ALLOWED

48	at Bklyn. Dodgers	Oct. 17, 1943
62	at Pittsburgh	Sept. 20, 1933
66	vs. Pittsburgh	Dec. 8, 1935

#### MOST YARDS ALLOWED

682	vs. Chi. Bears	Nov. 14, 1943
640	at Dallas	Nov. 12, 2023
608	at New Orleans	Nov. 2, 2015
577	at New Orleans	Nov. 28, 2011
572	at L.A. Rams	Nov. 13, 1966
567	at San Diego	Oct. 19, 1980

## RUSHING

### OFFENSE

#### MOST RUSHING ATTEMPTS

61	at Philadelphia	Oct. 3, 1937
60	at Philadelphia	Nov. 20, 1983
	vs. St. Louis	Dec. 4, 1977
59	vs. Philadelphia	Nov. 10, 1946
	vs. Green Bay	Nov. 11, 1934

#### MOST YARDS RUSHING

423	at Baltimore	Nov. 19, 1950
377	vs. N.Y. Yanks	Dec. 3, 1950
351	vs. Washington	Nov. 29, 1959
309	vs. Chi. Cardinals	Nov. 12, 1950
301	vs. Carolina	Dec. 21, 2008

#### MOST TOUCHDOWNS RUSHING

6	at Baltimore	Nov. 19, 1950
5	vs. New Orleans	Sept. 24, 1995
	at Chi. Cardinals	Sept. 28, 1958
	vs. Philadelphia	Oct. 15, 1933

### DEFENSE

#### FEWEST ATTEMPTS, OPPONENT

7	at Houston	Dec. 8, 1985
9	at Washington	Nov. 8, 2020
	at Philadelphia	Nov. 20, 1983
	at Philadelphia	Oct. 3, 1937
10	at Tampa Bay	Sept. 27, 2009
11	at Detroit	Nov. 18, 2007
	vs. Philadelphia	Oct. 29, 2000
	vs. Miami	Sept. 23, 1990
	at Dallas	Sept. 16, 1990
12	at Philadelphia	Sept. 10, 2000
	vs. New York Jets	Dec. 15, 1999
	at New Orleans	Dec. 20, 1993
	at Washington	Oct. 10, 1993
	vs. L.A. Rams	Sept. 19, 1993
	at St. Louis	Nov. 24, 1985
	vs. New Orleans	Oct. 8, 1972

#### MOST ATTEMPTS, OPPONENT

60	at Washington	Dec. 9, 1945
58	at Washington	Nov. 18, 1956
	at Philadelphia	Oct. 5, 1947

#### FEWEST YARDS ALLOWED

-24	at Bklyn. Dodgers	Oct. 17, 1943
-1	vs. Chi. Cardinals	Oct. 18, 1953
6	at Cleveland	Nov. 6, 1960

#### MOST YARDS ALLOWED

420	at Boston (Redskins)	Oct. 8, 1933
366	at Buffalo	Nov. 26, 1978
350	at Seattle	Nov. 9, 2014
341	at Detroit	Nov. 15, 1936

#### MOST RUSHING TOUCHDOWNS ALLOWED

5	at Seattle	Nov. 9, 2014
	at Buffalo	Nov. 26, 1978
	vs. Green Bay	Oct. 22, 1967

## PASSING

### OFFENSE

#### MOST PASSES ATTEMPTED

63	at Philadelphia	Dec. 22, 2016
62	at Cincinnati	Oct. 13, 1985
59	at New England	Oct. 12, 2003
	vs. Green Bay	Jan. 6, 2002
57	vs. Philadelphia	Dec. 17, 2017
54	vs. San Francisco	Oct. 11, 2015
	vs. Philadelphia	Nov. 22, 1992
53	vs. Philadelphia	Dec. 28, 2014
	vs. Washington	Dec. 16, 2007
	at Seattle	Nov. 27, 2005
	vs. Dallas	Sept. 21, 1998
	at Pittsburgh	Dec. 5, 1948
52	vs. Indianapolis	Nov. 3, 2014
	vs. Philadelphia	Oct. 6, 2013
	at Washington	Oct. 28, 2001
	vs. Seattle	Dec. 11, 1983
51	vs. L.A. Rams	Oct. 17, 2021
	at Washington	Nov. 29, 2015
	vs. Tampa Bay	Sept. 16, 2012
	vs. Dallas	Sept. 15, 2003
	vs. Detroit	Nov. 19, 2000
	vs. Minnesota	Dec. 26, 1999
	at Dallas	Dec. 15, 1985
	vs. San Diego	Oct. 2, 1983
	at St. Louis	Dec. 26, 1982

#### MOST PASSES COMPLETED

41	vs. San Francisco	Oct. 11, 2015
40	at Cincinnati	Oct. 13, 1985
38	at Philadelphia	Dec. 22, 2016
37	vs. Philadelphia	Dec. 17, 2017
36	vs. Green Bay	Jan. 6, 2002
	at Pittsburgh	Dec. 5, 1948
35	at Philadelphia	Sept. 24, 2017
	at New England	Oct. 12, 2003
34	vs. Tennessee	Sept. 26, 2010
33	at Dallas	Sept. 8, 2019
	at Dallas	Sept. 16, 2018
	at New Orleans	Nov. 28, 2011
	vs. Dallas	Nov. 14, 2010
32	vs. Baltimore	Oct. 16, 2016
	vs. New Orleans	Sept. 18, 2016
	at Washington	Oct. 28, 2001
31	vs. New Orleans	Sept. 20, 2018
	vs. Dallas	Dec. 10, 2017
	vs. Tampa Bay	Sept. 16, 2012
	vs. Miami	Oct. 30, 2011
	at Philadelphia	Sept. 17, 2006
	vs. Miami	Oct. 5, 2003
	vs. Minnesota	Dec. 26, 1999
	vs. San Diego	Oct. 2, 1983
30	at Minnesota	Dec. 24, 2022
	vs. Washington	Oct. 30, 2018
	at Tampa Bay	Oct. 1, 2017
	at New Orleans	Nov. 1, 2015
	at Dallas	Jan. 2, 2000
	at St. Louis	Dec. 13, 1987
	vs. Philadelphia	Dec. 19, 1971
29	vs. L.A. Rams	Oct. 17, 2021
	vs. Carolina	Dec. 20, 2015
	vs. Dallas	Nov. 23, 2014
	at Seattle	Nov. 9, 2014
	at Cincinnati	Nov. 11, 2012
	vs. Carolina	Dec. 27, 2009

at Dallas	Sept. 9, 2017
at Seattle	Nov. 17, 2005
vs. Detroit	Nov. 19, 2000
vs. Rams	Sept. 25, 1988
vs. Seattle	Dec. 11, 1983
at St. Louis	Dec. 26, 1982

**MOST YARDS GAINED PASSING (NET)**

510	vs. Tampa Bay	Sept. 16, 2012
505	vs. Washington	Oct. 28, 1962
443	at Cincinnati	Oct. 13, 1985
441	vs. San Francisco	Oct. 11, 2015
429	vs. Philadelphia	Dec. 17, 2017
	vs. Philadelphia	Dec. 28, 2014
428	at Dallas	Sept. 8, 2013
403	vs. Dallas	Oct. 6, 1985
402	at New Orleans	Oct. 3, 2021
401	vs. Cleveland	Dec. 6, 1959
400	at Dallas	Dec. 11, 2011
397	vs. Baltimore	Oct. 16, 2016
395	vs. Seattle	Oct. 9, 2011

**MOST TOUCHDOWNS PASSING**

7	vs. Washington	Oct. 28, 1962
6	at New Orleans	Nov. 1, 2015
	vs. Dallas	Dec. 16, 1962

**MOST PASSES HAD INTERCEPTED**

7	at Pittsburgh	Nov. 30, 1952
5	on many occasions, most recently vs. Seattle	Dec. 15, 2013

**DEFENSE**

**FEWEST ATTEMPTS, OPPONENT**

3	at Detroit	Sept. 23, 1934
4	vs. Bklyn. Dodgers	Dec. 7, 1941

**MOST ATTEMPTS, OPPONENT**

62	at Dallas	Oct. 28, 2012
	vs. St. Louis	Oct. 2, 2005
61	at Carolina	Dec. 10, 2006
60	at Washington	Nov. 23, 1997
59	vs. Chi. Bears	Oct. 23, 1949
57	at Philadelphia	Sept. 23, 1962

**FEWEST COMPLETIONS ALLOWED**

0	at Washington	Dec. 11, 1960
1	many games; Last: vs. Brooklyn	Dec. 6, 1942

**MOST COMPLETIONS ALLOWED**

41	vs. Dallas	Dec. 6, 2009
40	at New Orleans	Nov. 1, 2015
	vs. St. Louis	Oct. 2, 2005
36	vs. Jets	Dec. 6, 2015
	at Dallas	Sept. 13, 2015
	at Dallas	Sept. 8, 2013
	at Dallas	Oct. 28, 2012
35	vs. St. Louis	Sept. 7, 2003
34	at Minnesota	Dec. 24, 2022
	at Washington	Sept. 16, 2021
	vs. Carolina	Dec. 10, 2006
	vs. Dallas	Oct. 5, 1997
	vs. Chicago	Oct. 23, 1949
33	at Dallas	Nov. 12, 2023
	at Philadelphia	Dec. 9, 2019
	at Philadelphia	Sept. 23, 1962
32	at Tampa Bay	Nov. 22, 2021
	at Los Angeles	Oct. 23, 2016
	vs. New England	Dec. 29, 2007
	vs. Arizona	Sept. 11, 2005
	vs. Washington	Sept. 18, 1994
	at San Francisco	Dec. 1, 1986

**FEWEST YARDS ALLOWED (NET)**

13	at Philadelphia	Dec. 11, 1977
16	at Washington	Dec. 11, 1960
0	at Chi. Cardinals	Nov. 22, 1959

**MOST YARDS ALLOWED, NET**

505	at New Orleans	Nov. 1, 2015
488	vs. Chi. Bears	Nov. 14, 1943
472	at Dallas	Nov. 12, 2023
460	at Philadelphia	Nov. 8, 1953
456	at San Diego	Oct. 19, 1980

**MOST TOUCHDOWNS ALLOWED**

7	at New Orleans	Nov. 1, 2015
	vs. Chi. Bears	Nov. 14, 1943
6	vs. Cleveland	Dec. 12, 1964

**INTERCEPTIONS**

**MOST INTERCEPTIONS BY GIANTS**

8	at N.Y. Yanks	Dec. 16, 1951
	at Green Bay	Nov. 21, 1948
7	vs. Washington	Dec. 8, 1963

**MOST YARDS, RETURNS**

144	at Philadelphia	Sept. 13, 1941
138	at Dallas	Oct. 15, 1961
137	at Washington	Oct. 29, 1995

**MOST RETURNS FOR TOUCHDOWNS**

2	at Buffalo	Dec. 23, 2007
	at Detroit	Oct. 27, 1996
	vs. Washington	Dec. 8, 1963
	vs. Washington	Dec. 4, 1938

**PUNTS**

**MOST PUNTS**

15	at Chicago Bears	Nov. 17, 1935
14	at Detroit	Nov. 7, 1943
	at Brooklyn	Nov. 26, 1936
13	vs. Jets	Oct. 29, 2023
	at Washington	Nov. 23, 1997
	vs. Philadelphia	Nov. 24, 1935
	at Detroit	Sept. 23, 1934

**MOST YARDS PUNTING**

607	at Detroit	Sept. 23, 1934
602	at Brooklyn	Nov. 26, 1936
597	at Chicago Bears	Nov. 17, 1935
583	at Detroit	Nov. 7, 1943
549	vs. Jets	Oct. 29, 2023
537	at Washington	Nov. 23, 1997

**PUNT RETURNS**

**MOST PUNT RETURNS**

9	at Philadelphia	Dec. 6, 1987
	at Philadelphia	Nov. 20, 1983
	vs. Philadelphia	Dec. 11, 1982
	at Philadelphia	Dec. 12, 1954
	vs. N.Y. Yanks	Dec. 3, 1950
8	at Washington	Jan. 1, 2017
	vs. L.A. Rams	Oct. 23, 2016
	at Dallas	Nov. 4, 1984
	at Washington	Sept. 13, 1981
	at St. Louis	Dec. 15, 1974
	vs. Green Bay	Nov. 1, 1959

**MOST FAIR CATCHES**

7	vs. Philadelphia	Dec. 28, 2014
6	at Atlanta	Oct. 15, 2007
	vs. Minnesota	Oct. 31, 1971
5	at Minnesota	Dec. 13, 2010
	at Dallas	Sept. 8, 1996
	vs. Philadelphia	Nov. 20, 1988

**MOST YARDS GAINED**

149	vs. Chi. Cardinals	Oct. 14, 1951
143	vs. Philadelphia	Dec. 11, 1982
123	vs. Dallas	Oct. 18, 1999
114	vs. Raiders	Dec. 24, 1989

**KICKOFF RETURNS**

**MOST KICKOFF RETURNS**

12	at Washington	Nov. 27, 1966
10	vs. Chi. Cardinals	Oct. 17, 1948
9	at Minnesota	Jan. 3, 2010
	at Dallas	Sept. 18, 1966
	at Pittsburgh	Nov. 30, 1952
8	at Minnesota	Dec. 27, 2015
	at Green Bay	Dec. 26, 2010
	vs. Philadelphia	Dec. 13, 2009
	at Philadelphia	Nov. 1, 2009
	vs. N.E.	Dec. 29, 2007
	vs. Pittsburgh	Dec. 18, 2004

**MOST YARDS GAINED**

287	vs. New Orleans	Dec. 9, 2012
274	at Washington	Nov. 27, 1966
263	vs. Rams	Nov. 14, 1948

259 vs. Pittsburgh Dec. 18, 2004  
 236 at Cleveland Dec. 4, 1966

### FUMBLES

**MOST FUMBLES**

9 at Buffalo Oct. 20, 1975  
 8 vs. San Francisco Dec. 1, 1957  
 7 vs. Philadelphia Dec. 28, 2002  
 vs. Philadelphia Oct. 18, 1964  
 vs. Washington Nov. 5, 1950

**MOST OWN FUMBLES RECOVERED**

6 at Buffalo Oct. 20, 1975  
 5 vs. Dallas Oct. 27, 1974  
 vs. Philadelphia Oct. 18, 1964  
 vs. Washington Nov. 5, 1950  
 at Philadelphia Nov. 3, 1946  
 vs. Pittsburgh Oct. 21, 1945

**MOST OPPONENTS' FUMBLES RECOVERED**

6 at Pittsburgh Sept. 17, 1950  
 5 at Dallas Oct. 11, 1971  
 4 many times, most recently vs. Washington Dec. 5, 2010

### PENALTIES

**MOST PENALTIES**

17 at Washington Oct. 9, 1949  
 vs. Boston Yankees Nov. 28, 1948  
 16 at Seattle Nov. 27, 2005  
 15 at Washington Sept. 21, 2003  
 at Minnesota Nov. 19, 2001  
 at Oakland Sept. 13, 1998  
 at Buffalo Oct. 18, 1987  
 14 vs. Chicago Nov. 7, 2004  
 vs. Detroit Oct. 30, 1994  
 13 seven occasions, most recently at Minnesota Jan. 3, 2010

**MOST YARDS PENALIZED**

177 at Washington Oct. 9, 1949  
 175 vs. Boston Oct. 19, 1947  
 150 at Minnesota Nov. 19, 2001  
 at Detroit Nov. 2, 1947  
 149 at St. Louis Dec. 21, 2014  
 145 at Buffalo Oct. 18, 1987

**SCORING**

**OFFENSE**

**MOST POINTS**

448 1963  
429 2012  
427 2008  
422 2005  
420 2015  
402 2009  
399 1985  
398 1962

**FEWEST POINTS**

79 1928  
93 1932  
115 1936

**MOST TOUCHDOWNS**

57 1963  
49 1962, 1967  
48 1985, 2010  
47 2011, 2012, 2015  
46 1961, 2009  
45 2005, 2008

**FEWEST TOUCHDOWNS**

12 1928  
14 1932  
15 1937  
16 1925, 1936, 1940

**MOST TOUCHDOWNS RUSHING**

27 1930  
24 1985  
21 1950  
20 1992

**FEWEST TOUCHDOWNS RUSHING**

3 1932  
4 1936, 1937, 1987, 1996

**MOST TOUCHDOWNS PASSING**

39 1963  
36 2015  
35 1962  
33 1967

**FEWEST TOUCHDOWNS PASSING**

0 1928  
4 1926  
5 1934

**MOST TOUCHDOWNS ON RETURNS**

10 1951  
6 1944, 1947, 1948, 1949, 1961, 1963, 1996, 2007, 2015

**MOST POINTS AFTER TOUCHDOWN**

52 1963  
47 1962  
46 1961, 2012  
45 1967, 1985, 2009

**FEWEST POINTS AFTER TOUCHDOWN**

4 1928  
7 1932  
8 1925

**MOST FIELD GOAL ATTEMPTS**

42 2005, 1983  
41 1970  
39 2012  
38 2008  
1989  
1981

**MOST FIELD GOALS**

35 2008, 2005, 1983  
33 2012  
32 2018  
30 2020  
2015  
29 1989, 2021  
27 2009  
26 1986, 1993, 2002  
25 1970, 1999  
24 1981, 1988, 1991, 1996, 2014  
23 2001, 2006, 2007, 2013

**FEWEST FIELD GOALS**

0 1932  
1 1926, 1928, 1930, 1931, 1936, 1948

**HIGHEST FIELD GOAL PERCENTAGE**

97.0 2018  
96.9 2020  
95.5 2016  
93.8 2015  
92.3 2014  
92.1 2008  
88.9 1996  
88.7 2013  
87.9 2021  
85.2 2006, 2007  
84.6 2012

**MOST SAFETIES**

3 2008, 1927  
2 1944, 1950, 1953, 1961, 1989, 1994, 1996, 2011

**DEFENSE**

**FEWEST POINTS ALLOWED**

20 1927  
51 1926  
67 1925  
75 1944

**MOST POINTS ALLOWED**

501 1966  
451 2019  
442 2015  
427 2009  
425 1980  
416 2021  
412 2018  
407 2023

**FEWEST TOUCHDOWNS ALLOWED**

3 1927  
7 1926  
8 1925

**MOST TOUCHDOWNS ALLOWED**

66 1966  
55 1980  
54 1948, 2009, 2019

**MOST POINTS AFTER TOUCHDOWN ALLOWED**

63 1966  
52 1948  
51 1980

**MOST FIELD GOALS ALLOWED**

34 2016, 2021  
31 2015, 2018  
29 1991, 1994, 2013, 2014  
28 1995, 2003, 2017  
26 2012  
25 1988, 2011, 2019, 2023  
24 1999  
23 1987, 1998, 2001, 2010

**MOST SAFETIES BY OPPONENT**

3 1984  
2 1965, 2010

**FIRST DOWNS**

**OFFENSE**

**MOST FIRST DOWNS**

356 1985  
338 2008  
336 2014  
331 2010, 2011, 2015  
327 2012  
324 1986  
323 2002, 2009  
321 2007  
317 1988  
312 2005  
310 1984, 2000  
308 1999  
304 2006  
300 1993, 2003

**MOST FIRST DOWNS RUSHING**

138 1985  
130 2008  
127 1986, 1993  
125 1978



124 1956

**MOST FIRST DOWNS PASSING**

218 2014  
 216 2011  
 208 2015, 2018  
 198 1984  
 197 1999  
 195 2000, 2002  
 194 2009  
 192 1985, 2010  
 190 2016

**MOST FIRST DOWNS BY PENALTY**

46 2015  
 38 2021  
 37 2012  
 36 1997  
 35 2007, 2014, 2019  
 34 2005  
 33 2004  
 32 2008, 1992  
 31 2011

**DEFENSE**

**FEWEST FIRST DOWNS ALLOWED**

104 1938  
 106 1937  
 116 1941

**MOST FIRST DOWNS ALLOWED**

367 2015  
 365 2021  
 353 2020  
 352 2023  
 346 2018  
 343 2019  
 338 2011  
 336 1980  
 335 1995  
 327 2013

**FEWEST FIRST DOWNS RUSHING ALLOWED**

55 1982  
 58 1938  
 59 1937

**MOST FIRST DOWNS RUSHING ALLOWED**

156 1980  
 155 1978  
 137 1975

**FEWEST FIRST DOWNS PASSING ALLOWED**

41 1937  
 43 1938  
 47 1941

**MOST FIRST DOWNS PASSING ALLOWED**

236 2015  
 216 2021  
 211 2019  
 210 2011  
 205 2018  
 198 2013  
 196 2012  
 195 1997  
 191 2016

**NET YARDS**

**OFFENSE**

**MOST YARDS GAINED**

6,161 2011  
 6,085 2010  
 5,956 2015  
 5,884 1985  
 5,875 2014  
 5,856 2009  
 5,787 2005  
 5,697 2018  
 5,695 2008  
 5,687 2012  
 5,416 2019  
 5,378 1986

**DEFENSE**

**FEWEST YARDS ALLOWED**

2,029 1938  
 2,054 1935  
 2,169 1937  
 2,219 1940

**MOST YARDS ALLOWED**

6,725 2015  
 6,149 2023  
 6,134 2012  
 6,037 2019  
 6,032 2021  
 6,022 2011  
 6,012 2014  
 5,971 2017  
 5,942 2018  
 5,752 1980  
 5,479 2006  
 5,435 2016

**RUSHING**

**OFFENSE**

**MOST RUSHING ATTEMPTS**

581 1985  
 580 1978  
 567 1934

**FEWEST RUSHING ATTEMPTS**

244 1982  
 316 1945  
 362 1948  
 366 1947

**MOST YARDS RUSHING**

2,518 2008  
 2,451 1985  
 2,336 1950  
 2,304 1978

**FEWEST YARDS RUSHING**

769 1945  
 842 1982  
 1,049 1953

**MOST TOUCHDOWNS RUSHING**

27 1930  
 24 1985  
 21 1950  
 20 1992  
 19 2008  
 18 1956, 1986, 2004, 2012

**DEFENSE**

**FEWEST ATTEMPTS, OPPONENT**

301 1982  
 350 1986  
 359 2000  
 366 1943

**MOST ATTEMPTS, OPPONENT**

640 1978  
 618 1979  
 584 1980  
 580 2005  
 560 1976

**FEWEST YARDS ALLOWED**

913 1951  
 977 1940  
 1,000 1944  
 1,006 1943

**MOST YARDS ALLOWED**

2,656 1978  
 2,507 1980  
 2,452 1979  
 2,422 1975

**FEWEST TOUCHDOWNS ALLOWED**

1 1927  
 2 1944  
 3 1926, 1938

**MOST TOUCHDOWNS ALLOWED**

31 1980  
 25 1948, 1978  
 24 2023

**PASSING**

**OFFENSE**

**MOST PASSES ATTEMPTED**

623 2015  
 616 2003  
 608 2017  
 607 2014, 2019  
 602 1999  
 598 2016  
 593 2021  
 589 2011  
 583 2018  
 575 1983  
 567 2013

**FEWEST PASSES ATTEMPTED**

125 1944  
 148 1942  
 149 1934  
 1943

**MOST PASSES COMPLETED**

392 2015  
 383 2014  
 382 2018  
 377 2016  
 376 2019  
 373 2017  
 359 2011  
 351 2021  
 350 1999  
 339 2010

**FEWEST PASSES COMPLETED**

47 1944  
 63 1943  
 64 1934  
 67 1942

**HIGHEST COMPLETION PERCENTAGE**

65.5 2018  
 65.3 2023  
 63.1 2014  
 63.0 2016  
 62.9 2010, 2015  
 62.4 2009  
 62.1 2020  
 61.9 2019  
 61.6 2002  
 61.3 2017  
 61.0 2011  
 1991

**MOST YARDS GAINED (NET)**

4,734 2011  
 4,347 2015  
 4,272 2014  
 4,047 2018  
 4,019 2009  
 3,951 2002  
 3,885 2010  
 3,879 2016  
 3,825 2012  
 3,719 1999  
 3,731 2019

**MOST TOUCHDOWN PASSES**

39 1963  
 36 2015  
 35 1962  
 33 1967  
 31 2010

**MOST PASSES HAD INTERCEPTED**

34 1953  
 31 1966  
 1983

**FEWEST PASSES HAD INTERCEPTED**

5 1990  
 8 1969, 1991

**DEFENSE**

**FEWEST ATTEMPTS, OPPONENT**

149 1963  
 182 1937

184 1934

**MOST ATTEMPTS, OPPONENT**

638 2015  
 630 2016  
 611 2021  
 601 2013  
 596 1997  
 589 2011  
 587 1986  
 585 2000  
 582 2023  
 574 2020

**FEWEST COMPLETIONS, OPPONENTS**

54 1934  
 60 1936  
 62 1933

**MOST COMPLETIONS, OPPONENT**

423 2015  
 402 2021  
 388 2020  
 371 2023  
 369 2016, 2019  
 362 2018  
 361 2011, 2013  
 347 2017  
 341 2012  
 334 1986  
 333 2006  
 329 2005  
 327 2000

**FEWEST YARDS ALLOWED (NET)**

744 1934  
 809 1933  
 914 1938

**MOST YARDS ALLOWED (NET)**

4,783 2015  
 4,260 2016  
 4,225 2019  
 4,082 2011  
 4,068 2012  
 4,044 2018  
 4,038 2017  
 4,018 2016  
 3,898 2023  
 3,850 2014  
 3,839 2021

**FEWEST TOUCHDOWNS ALLOWED**

2 1927  
 3 1939, 1944

**MOST TOUCHDOWNS ALLOWED**

36 1966  
 32 2017  
 31 2015  
 30 2019  
 28 1964, 2004, 2011  
 27 2021

**INTERCEPTIONS**

**MOST INTERCEPTIONS**

41 1951  
 39 1948  
 35 1939

**FEWEST INTERCEPTIONS**

10 2003  
 11 2002  
 12 1976, 1977, 1982, 1991  
 13 1945, 2009, 2017

**MOST YARDS, RETURNS**

569 1941  
 561 1948  
 549 1944

**FEWEST YARDS, RETURNS**

62 1976  
 91 1974  
 93 2002  
 110 2010  
 113 1980, 2004

**MOST TOUCHDOWNS, RETURNS**

5 1963

## SACKS

**MOST SACKS**

68 1985  
 59 1986  
 55 1987  
 54 1997, 1998  
 53 2007

## PUNTING

**MOST PUNTS**

112 1997  
 104 1979  
 102 1996  
 101 1998  
 100 1977

**FEWEST PUNTS**

47 1972  
 49 1960, 1982  
 50 1945, 1946  
 53 1945, 1946  
 1966

**MOST YARDS**

4,566 1998  
 4,531 1997  
 4,445 1979  
 4,372 2023  
 4,297 2016  
 4,289 1996

**HIGHEST PUNTING AVERAGE**

47.5 2012  
 46.9 2013  
 46.6 1959  
 46.2 2016  
 46.0 2023  
 45.7 2011  
 45.5 2014  
 45.4 1964, 2018

**HIGHEST NET PUNT AVERAGE (SINCE 1976)**

42.3 2019, 2023  
 41.8 2018  
 40.9 2016  
 40.2 2008  
 39.5 2021  
 39.4 2012  
 39.2 2011

## PUNT RETURNS

**MOST PUNT RETURNS**

64 1981  
 55 1953, 1983, 1984, 1987

**MOST YARDS GAINED**

717 1941  
 675 1951  
 626 1938

**HIGHEST RETURN AVERAGE**

15.3 1941  
 14.1 1951

13.3 1943

## KICKOFF RETURNS

**MOST KICKOFF RETURNS**

80 1966  
 73 1994  
 72 2003  
 71 1980, 1983, 2009  
 70 2006

**MOST YARDS GAINED**

1,688 1,688  
 1,658 1,658  
 1,648 1,648  
 1,616 1,616  
 1,579 1,579  
 1,529 1,529  
 1,502 1,502

**HIGHEST RETURN AVERAGE**

27.4 1944  
 26.3 1953  
 26.2 2012  
 26.0 1946

## FUMBLES

**MOST FUMBLES**

49 1960  
 44 1964, 1975  
 40 1961, 2001

**MOST OWN FUMBLES RECOVERED**

23 1960  
 21 1964, 1975, 1981

**MOST OPPONENTS' FUMBLES RECOVERED**

27 1950  
 26 1946  
 23 1980, 2010

## PENALTIES

**MOST PENALTIES**

143 2005  
 127 2003  
 124 1998  
 122 1979  
 118 2004  
 116 1997  
 114 2018

**MOST YARDS PENALIZED**

1,115 2005  
 1,090 2003  
 1,047 1979  
 1,020 1983  
 1,016 1978

## HONOR ROLL

GIANTS RUSHING HONOR ROLL (1933-11/2/2008)  
100 YARDS OR MORE IN A GAME, CHRONOLOGICALLY

\*Team Record

\*\*Postseason Game

108	Harry Newman at. Bos.	10/8/33
107	Kink Richards vs. Bkn.	10/22/33
114	Harry Newman vs. G.B.	11/11/34
105	Ed Danowski vs. Bos.	11/25/34
102	Tuffy Leemans at. Pitt.	9/27/36
117	Tuffy Leemans vs. Chi. Cards	10/18/36
117	Tuffy Leemans vs. Phil.	10/25/36
118	Hank Soar at Phil.	10/3/37
159	Tuffy Leemans vs. G.B.	11/20/38
101	Tuffy Leemans vs. Clev.	11/10/40
101	Bill Paschal at. Bkn.	10/17/43
188	Bill Paschal vs. Wash.	12/5/43
139	Bill Paschall vs. Phil.	10/29/44
113	Bill Paschal vs. Bos.	11/5/44
103	Ward Cuff vs. G.B.	11/19/44
100	Ward Cuff vs. Wash.	12/3/44
143	Bill Paschal vs. Clev.	11/4/45
108	Frank Filchock at Pitt.	10/6/46
107	George Franck vs. Bos.	11/10/46
133	Frank Reagan vs. L.A.	12/1/46
125	"Choo Choo" Roberts vs. Chi. Cards	10/17/48
108	"Choo Choo" Roberts at NY Bulldogs	9/30/49
108	"Choo Choo" Roberts at Chi. Cards	10/30/49
121	Joe Scott vs. Clev.	10/22/50
218	"Choo Choo" Roberts vs. Chi. Cards	11/12/50
145	Ed Price at Balt.	11/19/50
101	Randall Clay vs. Phil.	11/26/50
156	Ed Price vs. N.Y. Yanks	11/26/50
103	Ed Price at Phil.	12/10/50
107	Ed Price vs. Chi. Cards	10/14/51
101	Ed Price vs. Phil.	10/21/51
171	Ed Price at Phil.	12/9/51
138	Ed Price at N.Y. Yanks	12/16/51
130	Ed Price at Dall.	9/28/52
119	Ed Price at Phil.	10/4/52
116	Ed Price at Chi. Cards.	11/2/52
106	Ed Price vs. S.F.	11/9/52
139	Alex Webster at Chi. Cards.	10/2/55
108	Frank Gifford vs. Wash.	12/2/56
132	Alex Webster at Phil.	12/15/56
115	Bob Epps at Wash.	10/13/57
126	Frank Gifford vs. Cards.	11/10/57
116	Mel Triplett vs. Clev.	11/29/59
137	Mel Triplett at Clev.	11/6/60
129	Bob Gaiters at Dall.	10/15/61
100	Alex Webster vs. Phil.	11/12/61
107	Alex Webster vs. Phil.	11/18/62
120	Joe Morrison at Phil.	9/29/63
101	Phil King vs. S.F.	11/17/63
160	Ernie Koy at Wash.	10/1/67
142	Ron Johnson vs. Phil.	10/11/70
140	Ron Johnson vs. Dall.	11/8/70
106	Ron Johnson vs. Wash.	11/15/70
100	Ron Johnson vs. Buff.	12/6/70
124	Ron Johnson at Phil.	10/2/72
134	Ron Johnson at St. Louis	11/19/72
123	Ron Johnson vs. Phil.	11/26/72
119	Ron Johnson at Cinn.	12/3/72
105	Vin Clements at Dallas	12/17/72
112	Ron Johnson vs. Phila.	9/23/73
101	Ron Johnson at Phila.	11/25/73
119	Doug Kotar vs. Atlanta	10/6/74
108	Doug Kotar at Rams	9/26/76
103	Doug Kotar vs. St. Louis	12/12/76
100	Larry Csonka vs. Chi.	12/18/77
118	Doug Kotar vs. St. Louis	12/10/78
148	Billy Taylor vs. Tampa Bay	10/7/79
126	Billy Taylor vs. Wash.	11/25/79
103	Billy Taylor at Seattle	12/7/80
103	Rob Carpenter vs. St. Louis	10/11/81
116	Rob Carpenter at Seattle	10/18/81
111	Rob Carpenter at Phila.	11/22/81
117	Rob Carpenter at St. Louis	12/13/81
161**	Rob Carpenter at Phila.	12/27/81
113	Rob Carpenter vs. L.A. Rams	9/4/83

111	Rob Carpenter at. Atlanta	9/11/83
116	Rob Carpenter vs. G.B.	9/26/83
159	Butch Woolfolk at Phila.	11/20/83
107	Joe Morris at. St. Louis	12/9/84
104	Joe Morris at N. Orleans	10/27/85
132	Joe Morris vs. Tampa Bay	11/3/85
118	Joe Morris at Washington	11/18/85
113	George Adams at St. Louis	11/24/85
131	Joe Morris vs. Cleveland	12/1/85
129	Joe Morris at Houston	12/8/85
202	Joe Morris vs. Pittsburgh	12/21/85
141**	Joe Morris vs. Pittsburgh	12/29/85
110	Joe Morris at L.A. Raiders	9/21/86
116	Joe Morris at Seattle	10/19/86
181	Joe Morris vs. Washington	10/27/86
181	Joe Morris vs. Dallas	11/2/86
111	Joe Morris at Phila.	11/9/86
106	Joe Morris vs. Denver	11/23/86
179	Joe Morris vs. St. Louis	12/14/86
115	Joe Morris vs. G.B.	12/20/86
159**	Joe Morris vs. S.F.	1/4/87
132	Joe Morris vs. Jets	12/27/87
107	Joe Morris at Dallas	9/18/88
122	Joe Morris vs. Phoenix	12/4/88
140	Joe Morris vs. Kansas City	12/11/88
101	Ottis Anderson vs. Wash.	10/15/89
120**	Ottis Anderson vs. L.A. Rams	1/7/90
105	Rodney Hampton vs. Buffalo	12/15/90
102**	Ottis Anderson vs. Buffalo	1/27/91
104	Rodney Hampton vs. Cleve.	9/22/91
137	Rodney Hampton vs. Pho.	10/6/91
140	Rodney Hampton vs. Hou.	12/21/91
167	Rodney Hampton vs. Pho.	10/11/92
138	Rodney Hampton at Wash.	11/1/92
134	Rodney Hampton vs. TB	9/12/93
134	Rodney Hampton vs. Rams	9/19/93
104	Lewis Tillman at Wash.	10/10/93
169	Lewis Tillman vs. Phila.	10/17/93
101	Rodney Hampton at Phila.	11/21/93
173	Rodney Hampton vs. Ind.	12/12/93
114	Rodney Hampton vs. Dallas	1/2/94
161	Rodney Hampton vs. Minn.	1/9/94
112	Rodney Hampton at Rams	10/16/94
138	Rodney Hampton vs. Det.	10/30/94
122	Rodney Hampton at Hou.	11/21/94
106	Rodney Hampton at Wash.	11/27/94
149	Rodney Hampton vs. N.O.	9/24/95
187	Rodney Hampton at Dallas	12/17/95
103	Tyrone Wheatley at Arizona	10/12/97
114	Charles Way vs. Arizona	11/16/97
114	Tiki Barber at Philadelphia	12/7/97
108	Gary Brown vs. Arizona	10/18/98
119	Gary Brown at Dallas	11/8/98
124	Gary Brown at Arizona	12/6/98
112	Gary Brown vs. Denver	12/13/98
103	Gary Brown vs. Kansas City	12/20/98
112	Gary Brown at Philadelphia	12/27/98
111	Joe Montgomery vs. Jets	12/5/99
144	Tiki Barber vs. Arizona	9/3/00
108	Ron Dayne vs. Dallas	10/15/00
111	Ron Dayne vs. New Orleans	9/30/01
118	Tiki Barber at Arizona	11/11/01
124	Tiki Barber vs. Oakland	11/25/01
110	Tiki Barber at Dallas	12/09/01
101	Tiki Barber vs. Jacksonville	11/03/02
127	Tiki Barber at Minnesota	11/10/02
147	Tiki Barber at Houston	11/24/02
203	Tiki Barber vs. Philadelphi	12/28/02
146	Tiki Barber vs. St. Louis	9/7/03
126	Tiki Barber at Washington	9/21/03
120	Tiki Barber vs. Atlantq	11/9/03
111	Tiki Barber at Philadelphia	11/16/03
125	Tiki Barber at Philadelphia	11/16/03
106	Tiki Barber vs. Cleveland	9/26/04
182	Tiki Barber at Green Bay	10/3/04
122	Tiki Barber at Dallas	10/10/04
101	Tiki Barber at Minnesota	10/31/04
108	Tiki Barber at Arizona	11/14/04
107	Tiki Barber vs. Atlanta	11/21/04
110	Tiki Barber vs. Philadelphia	11/28/04
109	Tiki Barber at Cincinnati	12/26/04



128	Tiki Barber vs. St. Louis	10/2/05
206	Tiki Barber vs. Washington	10/30/05
112	Tiki Barber vs. Philadelphia	11/20/05
151	Tiki Barber at Seattle	11/27/05
115	Tiki Barber vs. Dallas	12/4/05
124	Tiki Barber at Philadelphia	12/11/05
220*	Tiki Barber vs. Kansas City	12/17/05
203	Tiki Barber at Oakland	12/31/05
110	Tiki Barber vs. Indianapolis	9/10/06
123	Tiki Barber vs. Washington	10/08/06
185	Tiki Barber at Atlanta	10/15/06
114	Tiki Barber at Dallas	10/23/06
115	Tiki Barber vs. Houston	11/5/06
141	Tiki Barber vs. Chicago	11/12/06
112	Tiki Barber at Carolina	12/10/06
234*	Tiki Barber at Washington	12/30/06
137**	Tiki Barber at Philadelphia	1/07/07
100	Brandon Jacobs vs. Jets	10/7/07
107	Brandon Jacobs vs. San Francisco	10/21/07
131	Brandon Jacobs at Miami	10/28/07
154	Derrick Ward at Chicago	12/2/07
130	Brandon Jacobs vs. Washington	12/16/07
151	Ahmad Bradshaw at Buffalo	12/23/07
143	Brandon Jacobs at Buffalo	12/23/07
116	Brandon Jacobs vs. Washington	9/4/08
136	Brandon Jacobs vs. Seattle	10/5/08
101	Derrick Ward at Cleveland	10/13/08
117	Brandon Jacobs vs. Dallas	11/2/08

**GIANTS HONOR ROLL RUSHING (11/9/2008-PRESENT)**  
**100 YARDS OR MORE IN A GAME, CHRONOLOGICALLY**

\*Team Record  
 \*\*Postseason Game

126	Brandon Jacobs at Philadelphia	11/9/08
215	Derrick Ward vs. Carolina	12/21/08
104	Ahmad Bradshaw at Tampa Bay	9/27/09
110	Ahmad Bradshaw vs. Oakland	10/4/09
129	Ahmad Bradshaw vs. Chicago	10/3/10
133	Ahmad Bradshaw vs. Detroit	10/17/10
126	Ahmad Bradshaw at Dallas	10/25/10
103	Brandon Jacobs vs. Washington	12/5/10
116	Brandon Jacobs at Minnesota	12/13/10
103	Ahmad Bradshaw at Minnesota	12/13/10
104	Ahmad Bradshaw vs. Buffalo	10/16/11
101	Brandon Jacobs at Dallas	12/11/11
113	Andre Brown at Carolina	9/20/12
200	Ahmad Bradshaw vs. Cleveland	10/7/12
116	Ahmad Bradshaw at San Francisco	10/14/12
103	Ahmad Bradshaw at Washington	12/3/12
100	David Wilson vs. New Orleans	12/9/12
107	Ahmad Bradshaw vs. Philadelphia	12/30/12
106	Brandon Jacobs at Chicago	10/10/13
115	Andre Brown vs. Oakland	11/10/13
127	Andre Brown vs. Dallas	11/24/13
176	Rashad Jennings vs. Houston	9/21/14
131	Andre Williams at Tennessee	12/7/14
110	Andre Williams at St. Louis	12/21/14
107	Rashad Jennings vs. Carolina	12/20/15
170	Rashad Jennings vs. Philadelphia	1/3/16
121	Paul Perkins at Washington	1/1/17
117	Orleans Darkwa at Denver	10/15/17
154	Orleans Darkwa vs. Washington	12/31/17
106	Saquon Barkley vs. Jacksonville	9/9/18
130	Saquon Barkley vs. Philadelphia	10/11/18
142	Saquon Barkley vs. Tampa Bay	11/18/18
101	Saquon Barkley at Philadelphia	11/25/18
125	Saquon Barkley vs. Chicago	12/2/18
170	Saquon Barkley at Washington	12/9/18
109	Saquon Barkley vs. Dallas	12/30/18
120	Saquon Barkley at Dallas	9/8/19
107	Saquon Barkley vs. Buffalo	9/15/19
112	Saquon Barkley vs. Miami	12/15/19
135	Wayne Gallman Jr. at Seattle	12/6/20
102	Saquon Barkley at Chicago	1/2/22
164	Saquon Barkley at Tennessee	9/11/22
146	Saquon Barkley vs. Chicago	10/2/22
110	Saquon Barkley at Jacksonville	10/23/22
152	Saquon Barkley vs. Houston	11/13/22
128	Saquon Barkley vs. Jets	10/29/23

**GIANTS PASSING HONOR ROLL**  
**300 YARDS OR MORE IN A GAME, CHRONOLOGICALLY**

\*Team Record

\*\*Postseason Game

341	Paul Governali vs. Phil.	11/9/47
363	Charlie Conerly at Pitt.	12/5/48
357	Charlie Conerly at G.B.	11/13/49
321	Charlie Conerly at Rams	9/26/59
315	Y.A. Tittle at Wash.	10/1/61
307	Y.A. Tittle vs. Phil.	11/12/61
314	Y.A. Tittle vs. Pitt.	11/19/61
332	Y.A. Tittle at Pitt.	9/30/62
505	Y.A. Tittle vs. Wash.	10/28/62
315	Y.A. Tittle at Dall.	11/11/62
341	Y.A. Tittle vs. Dall.	12/16/62
324	Y.A. Tittle at Wash.	10/6/63
308	Y.A. Tittle vs. Pitt.	12/15/63
348	Fran Tarkenton vs. N.O.	10/8/67
325	Fran Tarkenton vs. St Louis	12/8/68
320	Fran Tarkenton vs. Wash.	11/15/70
302	Fran Tarkenton at Pitt.	11/21/71
372	Randy Johnson vs. Phil.	12/19/71
348	Randy Johnson at St. Louis	10/28/73
300	Phil Simms vs. S.F.	10/14/79
351	Phil Simms vs. Dallas	11/9/80
322	Phil Simms vs. G.B.	11/16/80
324	Phil Simms vs. N. Orleans	9/20/81
310	Scott Brunner vs. Atlanta	9/12/82
326	Scott Brunner at St. Louis	12/26/82
395	Scott Brunner vs. San Diego	10/2/83
325	Jeff Rutledge vs. Dallas	10/30/83
346	Scott Brunner at Raiders	11/27/83
349	Jeff Rutledge vs. Seattle	12/11/83
324	Jeff Rutledge at Wash.	12/17/83
409	Phil Simms vs. Phila.	9/2/84
347	Phil Simms at Wash.	9/16/84
339	Phil Simms vs. Wash.	10/28/84
343	Phil Simms vs. Kansas City	11/25/84
432	Phil Simms vs. Dallas	10/6/85
513*	Phil Simms at Cincinnati	10/13/85
329	Phil Simms at Dallas	12/15/85
300	Phil Simms at Dallas	9/8/86
300	Phil Simms vs. San Diego	9/14/86
310	Phil Simms at Minn.	11/16/86
388	Phil Simms at S.F.	12/1/86
359	Phil Simms at ST. Louis	12/13/87
309	Phil Simms vs. L.A. Rams	9/25/88
324	Phil Simms at Phil.	10/10/88
320	Phil Simms vs. Detroit	10/16/88
326	Phil Simms at S.F.	11/27/89
368	Jeff Hostetler at Dallas	9/29/91
337	Phil Simms vs. Phoenix	11/28/93
341	Kerry Collins vs. NY Jets	12/5/99
316	Kerry Collins at Dallas	1/2/00
350	Kerry Collins vs. Detroit	11/19/00
333	Kerry Collins vs. Pitt.	12/10/00
321	Kerry Collins vs. Jacksonville	12/23/00
381**	Kerry Collins vs. Minnesota	1/14/01
346	Kerry Collins at Washington	10/28/01
321	Kerry Collins at Minnesota	11/19/01
338	Kerry Collins vs. Seattle	12/23/01
303	Kerry Collins at Phil.	12/30/01
386	Kerry Collins vs. G.B.	1/06/02
342	Kerry Collins vs. San Francisco	9/05/02
307	Kerry Collins at St. Louis	9/15/02
300	Kerry Collins at Minnesota	11/10/02
366	Kerry Collins at Indianapolis	12/22/02
314	Kerry Collins at New England	10/5/03
375	Kerry Collins at Minnesota	10/26/03
303	Kerry Collins at Jets	11/2/03
352	Eli Manning at San Diego	9/25/05
344	Eli Manning at Seattle	11/27/05
312	Eli Manning at Philadelphia	12/11/05
371	Eli Manning at Philadelphia	9/17/06
312	Eli Manning at Dallas	9/9/07
303	Eli Manning at Atlanta	10/15/07
305	Eli Manning at Washington	11/30/08
330	Eli Manning at Dallas	9/20/09
384	Eli Manning vs. Atlanta	11/22/09
390	Eli Manning vs. Philadelphia	12/13/09
386	Eli Manning vs. Tennessee	9/26/10
306	Eli Manning at Dallas	10/25/10
373	Eli Manning vs. Dallas	11/14/10
301	Eli Manning at Green Bay	12/26/10

321	Eli Manning at Arizona	10/2/11
420	Eli Manning vs. Seattle	10/9/11
349	Eli Manning vs. Miami	10/30/11
311	Eli Manning at San Francisco	11/13/11
406	Eli Manning at New Orleans	11/28/11
347	Eli Manning vs. Green Bay	12/4/11
400	Eli Manning at Dallas	12/11/11
346	Eli Manning vs. Dallas	1/1/12
330**	Eli Manning at Green Bay	1/15/12
316**	Eli Manning at San Francisco	1/22/12
510	Eli Manning vs. Tampa Bay	9/16/12
309	Eli Manning at Philadelphia	9/30/12
337	Eli Manning vs. Washington	10/21/12
450	Eli Manning at Dallas	9/8/13
362	Eli Manning vs. Denver	9/15/13
334	Eli Manning vs. Philadelphia	10/6/13
300	Eli Manning vs. Washington	9/25/14
359	Eli Manning vs. Indianapolis	11/3/14
338	Eli Manning vs. Dallas	11/23/14
391	Eli Manning at St. Louis	12/21/14
429	Eli Manning vs. Philadelphia	12/28/14
441	Eli Manning vs. San Francisco	10/11/15
350	Eli Manning at New Orleans	11/1/15
361	Eli Manning vs. New England	11/15/15
321	Eli Manning at Washington	11/29/15
337	Eli Manning at Miami	12/14/15
302	Eli Manning vs. Philadelphia	1/3/16
368	Eli Manning vs. New Orleans	9/18/16
350	Eli Manning vs. Washington	9/25/16
403	Eli Manning vs. Baltimore	10/16/16
356	Eli Manning at Philadelphia	12/22/16
366	Eli Manning at Philadelphia	9/24/17
434	Eli Manning vs. Philadelphia	12/17/17
326	Eli Manning at Carolina	10/7/18
399	Eli Manning at Atlanta	10/22/18
316	Eli Manning vs. Washington	10/28/18
309	Eli Manning at Indianapolis	12/23/18
301	Eli Manning vs. Dallas	12/30/18
<b>336</b>	<b>Daniel Jones at Tampa Bay</b>	<b>9/22/19</b>
<b>332</b>	<b>Daniel Jones at Detroit</b>	<b>10/27/19</b>
<b>308</b>	<b>Daniel Jones at NY Jets</b>	<b>11/10/19</b>
<b>352</b>	<b>Daniel Jones at Washington</b>	<b>12/22/19</b>
<b>301</b>	<b>Daniel Jones vs. Philadelphia</b>	<b>12/29/19</b>
<b>402</b>	<b>Daniel Jones at New Orleans</b>	<b>10/3/21</b>
<b>341</b>	<b>Daniel Jones vs. Detroit</b>	<b>11/20/22</b>
<b>334</b>	<b>Daniel Jones at Minnesota</b>	<b>12/24/22</b>
<b>301**</b>	<b>Daniel Jones at Minnesota</b>	<b>1/15/23</b>
<b>321</b>	<b>Daniel Jones at Arizona</b>	<b>9/17/23</b>
319	Tyrod Taylor vs. LA Rams	12/31/23

**GIANTS RECEIVING HONOR ROLL (1960-11/12/2000)  
100 YARDS OR MORE IN A GAME, CHRONOLOGICALLY (SINCE 1960)**

\*Team Record

\*\*Postseason Game

135	Kyle Rote at St. Louis	10/2/60
116	Kyle Rote at Pittsburgh	10/9/60
124	Kyle Rote at Philadelphia	11/27/60
180	Bob Schnelker vs. Cleveland	12/18/60
105	Kyle Rote at Washington	10/1/61
103	Del Shofner at Washington	10/1/61
122	Del Shofner vs. Washington	11/5/61
137	Del Shofner vs. Philadelphia	11/12/61
129	Kyle Rote vs. Pittsburgh	11/19/61
100	Joe Walton at Philadelphia	12/10/61
135	Del Shofner at Philadelphia	9/23/62
101	Alex Webster at Pittsburgh	9/30/62
127	Frank Gifford vs. Washington	10/28/62
269*	Del Shofner vs. Washington	10/28/62
158	Del Shofner at Dallas	11/11/62
125	Del Shofner at Washington	11/25/62
155	Alex Webster vs. Dallas	12/16/62
101	Phil King at Baltimore	9/15/63
107	Del Shofner at Washington	10/6/63
105	Joe Walton vs. Dallas	10/20/63
108	Del Shofner at Cleveland	10/27/63
119	Del Shofner vs. Philadelphia	11/10/63
159	Del Shofner vs. San Francisco	11/17/63
106	Del Shofner vs. St. Louis	11/24/63
110	Del Shofner vs. Pittsburgh	12/15/63
122	Joe Morrison vs. St. Louis	11/1/64
121	Aaron Thomas vs. Minnesota	12/6/64
147	Joe Morrison vs. Cleveland	12/12/64

117	Aaron Thomas at Minnesota	10/9/65
145	Aaron Thomas vs. Philadelphia	10/17/65
102	Homer Jones vs. Philadelphia	10/17/65
118	Homer Jones at Cleveland	11/14/65
182	Homer Jones at Washington	12/12/65
173	Homer Jones at Pittsburgh	9/11/66
146	Homer Jones vs. Washington	10/16/66
111	Homer Jones vs. Pittsburgh	12/11/66
131	Joe Morrison vs. Dallas	12/18/66
175	Homer Jones at St. Louis	9/17/67
196	Homer Jones at Washington	10/1/67
123	Aaron Thomas vs. New Orleans	10/8/67
125	Joe Morrison at Pittsburgh	10/15/67
110	Aaron Thomas vs. Cleveland	10/29/67
149	Homer Jones at Minnesota	11/5/67
125	Homer Jones vs. St. Louis	12/17/67
101	Homer Jones at Pittsburgh	9/15/68
179	Homer Jones vs. Washington	9/29/68
116	Homer Jones vs. New Orleans	10/6/68
108	Homer Jones at Atlanta	10/13/68
109	Joe Morrison vs. St. Louis	12/8/68
142	Homer Jones vs. St. Louis	12/8/68
107	Aaron Thomas vs. Dallas	12/15/68
100	Homer Jones vs. Minnesota	9/21/69
127	Aaron Thomas at St. Louis	11/9/69
110	Homer Jones vs. St. Louis	12/7/69
134	Joe Morrison vs. Cleveland	12/21/69
110	Clifton McNeil vs. St. Louis	10/25/70
150	Bob Tucker vs. St. Louis	10/25/70
165	Tucker Frederickson vs. Washington	11/15/70
151	Rich Houston at Green Bay	9/19/71
111	Bobby Duhan at Dallas	10/11/71
108	Bob Tucker at Pittsburgh	11/21/71
160	Joe Morrison vs. Philadelphia	12/19/71
116	Bob Tucker vs. Philadelphia	12/19/71
176	Rich Houston vs. Dallas	9/24/72
100	Bob Tucker vs. Philadelphia	11/26/72
136	Bob Tucker vs. Philadelphia	9/23/73
137	Bob Grim at St. Louis	10/28/73
101	Ron Johnson at Washington	12/2/73
100	Walker Gillette vs. Philadelphia	12/8/74
100	Walker Gillette vs. St. Louis	10/25/75
105	Walker Gillette at Washington	9/12/76
132	Doug Kotar at St. Louis	10/3/76
102	Jimmy Robinson vs. Philadelphia	10/31/76
118	Jimmy Robinson at Atlanta	10/2/77
110	Johnny Perkins at Tampa Bay	9/2/78
100	Jimmy Robinson vs. Dallas	9/10/78
169	Earnest Gray vs. San Francisco	10/14/79
107	Earnest Gray at Kansas City	10/21/79
174	Earnest Gray at St. Louis	9/7/80
137	Mike Friede vs. Dallas	11/9/80
119	Earnest Gray vs. Green Bay	11/16/80
108	Mike Friede vs. Green Bay	11/16/80
114	Earnest Gray at Seattle	12/7/80
118	Johnny Perkins vs. New Orleans	9/20/81
101	Gary Shirk vs. New Orleans	9/20/81
129	Johnny Perkins at Dallas	9/27/81
126	Johnny Perkins at Atlanta	10/25/81
118**	Earnest Gray at San Francisco	1/3/82
121**	Johnny Perkins at San Francisco	1/3/82
102	Butch Woolfolk vs. Houston	12/5/82
148	Floyd Eddings vs. Philadelphia	12/11/82
124	Earnest Gray at Dallas	9/18/83
159	Earnest Gray vs. San Diego	10/2/83
111	Earnest Gray at Kansas City	10/16/83
135	Butch Woolfolk vs. Dallas	10/30/83
145	Earnest Gray vs. Washington	11/13/83
119	Byron Williams at L.A. Raiders	11/27/83
134	Earnest Gray at L.A. Raiders	11/27/83
103	Byron Williams vs. Seattle	12/11/83
124	Byron Williams at Washington	12/17/83
137	Bobby Johnson vs. Philadelphia	9/2/84
167	Byron Williams vs. Philadelphia	9/2/84
117	Bobby Johnson at Washington	9/16/84
112	Earnest Gray at L.A. Rams	9/30/84
120	Lionel Manuel at Atlanta	10/14/84
128	Earnest Gray vs. Washington	10/28/84
102	Lionel Manuel at Dallas	11/04/84
126	Zeke Mowatt vs. Kansas City	11/25/84
105	Lionel Manuel at Green Bay	9/15/85

129	Lionel Manuel vs. Dallas	10/6/85
104	Bobby Johnson vs. Dallas	10/6/85
111	Lionel Manuel at Cincinnati	10/13/85
176	Mark Bavaro at Cincinnati	10/13/85
128	Phil McConkey at Dallas	12/15/85
105	Bobby Johnson at Dallas	9/8/86
106	Mark Bavaro at L.A. Raiders	9/21/86
110	Mark Bavaro vs. New Orleans	9/28/86
116	Stacy Robinson @ San Francisco	12/1/86
111	Mark Bavaro @ Washington	12/7/86
151	Lionel Manuel at Dallas	11/2/87
105	Lionel Manuel at Philadelphia	11/15/87
102	Mark Bavaro at Philadelphia	11/15/87
100	Stephen Baker at New Orleans	11/22/87
133	Mark Bavaro vs. Philadelphia	12/6/87
137	Mark Bavaro at St. Louis	12/13/87
109	Mark Bavaro vs. Jets	12/27/87
142	Lionel Manuel at Dallas	9/18/88
103	Odessa Turner at Washington	10/2/88
148	Mark Bavaro at Philadelphia	10/10/88
104	Stephen Baker at Atlanta	10/23/88
106	Lionel Manuel vs. Dallas	11/6/88
134	Stephen Baker at New Orleans	11/27/88
126	Lionel Manuel vs. Philadelphia	12/3/89
109	Stephen Baker at Washington	10/14/90
142	Mark Ingram at Dallas	9/29/91
116	Mark Ingram at Cincinnati	12/1/91
109	Stephen Baker at Chicago	9/21/92
105	Ed McCaffrey at Dallas	11/26/92
124	Mike Sherrard at Washington	10/10/93
113	Mark Jackson vs. Phoenix	11/28/93
109	Mike Sherrard at Houston	11/21/94
101	Mike Sherrard at Cleveland	12/4/94
100	Chris Calloway at Kansas City	9/10/95
128	Mike Sherrard at Seattle	11/5/95
126	Thomas Lewis at Philadelphia	11/19/95
125	Thomas Lewis at Washington	10/20/96
108	Chris Calloway at Washington	10/20/96
145	Chris Calloway at Detroit	10/19/97
100	Kevin Alexander vs. Cincinnati	10/26/97
141	Ike Hilliard at San Francisco	11/30/98
114	Ike Hilliard vs. Washington	9/19/99
105	Amani Toomer vs. Washington	9/19/99
123	Amani Toomer vs. Philadelphia	10/3/99
101	Ike Hilliard at Washington	11/21/99
181	Amani Toomer vs. Jets	12/5/99
121	Ike Hilliard vs. Jets	12/5/99
162	Amani Toomer at St. Louis	12/19/99

**GIANTS RECEIVING HONOR ROLL (11/19/2000-PRESENT)  
100 YARDS OR MORE IN A GAME, CHRONOLOGICALLY**

\*Team Record

\*\*Postseason Game

108	Amani Toomer vs. Detroit	11/19/00
136	Amani Toomer vs. Pittsburgh	12/10/00
193	Amani Toomer vs. Jacksonville	12/23/00
155*	Ike Hilliard vs. Minnesota	1/14/01
109	Amani Toomer at Washington	10/28/01
106	Ike Hilliard at Minnesota	11/19/01
124	Amani Toomer vs. Seattle	12/23/01
105	Ike Hilliard vs. Seattle	12/23/01
134	Amani Toomer vs. San Francisco	9/05/02
100	Amani Toomer vs. Seattle	9/22/02
107	Ron Dixon at Minnesota	11/10/02
111	Jeremy Shockey vs. Washington	11/17/02
113	Amani Toomer at Houston	11/24/02
104	Amani Toomer vs. Tennessee	12/1/02
204	Amani Toomer at Indianapolis	12/22/02
116	Jeremy Shockey at Indianapolis	12/22/02
136**	Amani Toomer at San Francisco	1/5/03
126	Amani Toomer vs. Dallas	9/15/03
110	Jeremy Shockey vs. Miami	10/5/03
100	Ike Hilliard at Minnesota	10/26/03
127	Amani Toomer at Jets	11/2/03
106	David Tyree at Philadelphia	11/16/03
110	Amani Toomer vs. Buffalo	11/30/03
126	Amani Toomer vs. Cleveland	9/26/04
102	Tiki Barber vs. Detroit	10/24/04
100	Amani Toomer at Arizona	11/14/04
102	Jamaar Taylor vs. Philadelphia	11/28/04
101	Jeremy Shockey at San Diego	9/25/05
204	Plaxico Burress vs. St. Louis	10/2/05

129	Jeremy Shockey at Dallas	10/16/05
111	Tiki Barber vs. Minnesota	11/13/05
113	Plaxico Burress vs. Philadelphia	11/20/05
127	Jeremy Shockey at Seattle	11/27/05
109	Plaxico Burress at Seattle	11/27/05
107	Jeremy Shockey at Philadelphia	12/11/05
128	Plaxico Burress at Oakland	12/31/05
137	Amani Toomer at Philadelphia	9/17/06
114	Plaxico Burress at Philadelphia	9/17/06
120	Plaxico Burress vs. Philadelphia	12/17/06
144	Plaxico Burress at Dallas	9/9/07
124	Plaxico Burress vs. Jets	10/7/07
129	Jeremy Shockey vs. Dallas	11/11/07
136	Plaxico Burress at Philadelphia	12/9/07
151*	Plaxico Burress at Green Bay	1/20/08
133	Plaxico Burress vs. Washington	9/4/08
102	Domenik Hixon vs. Seattle	10/5/08
150	Mario Manningham at Dallas	9/20/09
134	Steve Smith at Dallas	9/20/09
134	Steve Smith at Kansas City	10/4/09
114	Hakeem Nicks at New Orleans	10/18/09
126	Mario Manningham vs. Atlanta	11/22/09
110	Steve Smith vs. Dallas	12/6/09
110	Hakeem Nicks vs. Philadelphia	12/13/09
103	Steve Smith vs. Tennessee	9/26/10
110	Hakeem Nicks vs. Chicago	10/3/10
130	Hakeem Nicks at Houston	10/10/10
108	Hakeem Nicks at Dallas	10/25/10
101	Steve Smith at Dallas	10/25/10
128	Hakeem Nicks at Seattle	1/7/10
113	Mario Manningham vs. Philadelphia	12/19/10
132	Mario Manningham at Green Bay	12/26/10
101	Mario Manningham at Washington	1/2/11
122	Hakeem Nicks at Washington	9/11/11
110	Victor Cruz at Philadelphia	9/25/11
162	Hakeem Nicks at Arizona	10/2/11
161	Victor Cruz vs. Seattle	10/9/11
128	Victor Cruz vs. Philadelphia	11/20/11
157	Victor Cruz at New Orleans	11/28/11
119	Victor Cruz vs. Green Bay	12/4/11
163	Hakeem Nicks at Dallas	12/11/11
164	Victor Cruz at Jets	12/24/11
178	Victor Cruz vs. Dallas	1/1/12
115**	Hakeem Nicks vs. Atlanta	1/8/12
165**	Hakeem Nicks at Green Bay	1/15/12
142**	Victor Cruz at San Francisco	1/22/12
109**	Hakeem Nicks vs. New England	2/5/12
179	Victor Cruz vs. Tampa Bay	9/16/12
199	Hakeem Nicks vs. Tampa Bay	9/16/12
138	Ramses Barden at Carolina	9/20/12
109	Victor Cruz at Philadelphia	9/30/12
131	Victor Cruz vs. Washington	10/21/12
104	Victor Cruz at Washington	12/3/12
121	Victor Cruz vs. New Orleans	12/9/12
118	Victor Cruz at Dallas	9/8/13
114	Hakeem Nicks at Dallas	9/8/13
101	Rueben Randle at Dallas	9/8/13
118	Victor Cruz vs. Denver	9/15/13
164	Victor Cruz at Kansas City	9/29/13
142	Hakeem Nicks vs. Philadelphia	10/6/13
110	Victor Cruz vs. Green Bay	11/17/13
135	Hakeem Nicks at San Diego	12/8/13
107	Victor Cruz vs. Houston	9/21/14
108	Victor Cruz at Washington	9/25/14
156	Odell Beckham Jr. vs. Indianapolis	11/3/14
108	Odell Beckham Jr. at Seattle	11/9/14
112	Rueben Randle vs. San Francisco	11/16/14
146	Odell Beckham Jr. vs. Dallas	11/23/14
130	Odell Beckham Jr. at Tennessee	12/7/14
143	Odell Beckham Jr. vs. Washington	12/14/14
148	Odell Beckham Jr. at St. Louis	12/21/14
132	Rueben Randle at St. Louis	12/21/14
185	Odell Beckham Jr. vs. Philadelphia	12/28/14
158	Rueben Randle vs. Philadelphia	12/28/14
146	Odell Beckham Jr. vs. Atlanta	9/20/15
116	Rueben Randle vs. Washington	9/24/15
121	Odell Beckham Jr. vs. San Francisco	10/11/15
130	Odell Beckham Jr. at New Orleans	11/1/15
105	Odell Beckham Jr. at Tampa Bay	11/8/15
104	Odell Beckham Jr. vs. New England	11/15/15
142	Odell Beckham Jr. at Washington	11/29/14



149	Odell Beckham Jr. vs. Jets	12/6/15
166	Odell Beckham Jr at Miami	12/14/15
117	Sterling Shepard vs. New Orleans	9/18/16
121	Odell Beckham Jr. vs. Washington	9/25/16
222	Odell Beckham Jr. vs. Baltimore	10/16/16
100	Odell Beckham Jr. at Pittsburgh	12/4/16
150	Odell Beckham Jr. at Philadelphia	12/22/16
142	Sterling Shepard at San Francisco	11/5/17
139	Sterling Shepard vs. Philadelphia	12/17/17
111	Odell Beckham Jr. vs. Jacksonville	9/9/18
109	Odell Beckham Jr. at Houston	9/23/18
131	Odell Beckham Jr. at Carolina	10/7/18
143	Odell Beckham Jr. at Atlanta	10/22/18
167	Sterling Shepard at Atlanta	10/22/18
136	Odell Beckham Jr. vs. Washington	10/28/18
113	Sterling Shepard at Indianapolis	12/23/18
116	Evan Engram at Dallas	9/8/19
100	Sterling Shepard vs. Tampa Bay	9/22/19
113	Evan Engram vs. Tampa Bay	9/22/19
102	Golden Tate at New England	10/10/19
<b>121</b>	<b>Darius Slayton at Jets</b>	<b>11/10/19</b>
<b>154</b>	<b>Darius Slayton at Philadelphia</b>	<b>12/9/19</b>
111	Sterling Shepard vs. Miami	12/15/19
<b>102</b>	<b>Darius Slayton vs. Pittsburgh</b>	<b>9/14/20</b>
<b>129</b>	<b>Darius Slayton at Dallas</b>	<b>10/11/20</b>
129	Evan Engram at Cincinnati	11/29/20
112	Sterling Shepard vs. Dallas	1/2/21
113	Sterling Shepard vs. Denver	9/12/21
116	Kenny Golladay at New Orleans	10/2/21
189	Kadarius Toney at Dallas	10/10/21
<b>105**</b>	<b>Isaiah Hodgins at Minnesota</b>	<b>1/15/23</b>
<b>109</b>	<b>Jalin Hyatt vs. New England</b>	<b>11/26/23</b>
<b>106</b>	<b>Darius Slayton vs. LA Rams</b>	<b>12/31/23</b>

## YEARLY LEADERS

### SCORING

YEAR	PLAYER	TD	PAT	FG	PTS
1925	Jack McBride	2	7	2	25
1926	Jack McBride	5	15	1	48
1927	Jack McBride	6	15	2	57
1928	Jack McBride	5	0	0	30
1929	Henry Haines	11	0	0	66
1930	Len Sedbrook	7	12	1	57
1931	Hap Moran	5	8	1	35
1932	Ray Flaherty	5	0	0	30
1933	Ken Strong	6	13	5	64
1934	Ken Strong	6	8	4	56
1935	Dale Burnett	6	0	0	36
1936	Tillie Manton	1	15	0	21
1937	Ward Cuff	4	0	2	30
1938	Ward Cuff	2	18	5	45
1939	Ward Cuff	2	6	7	39
1940	Ward Cuff	2	9	5	36
1941	Ward Cuff	2	19	5	46
1942	Ward Cuff	2	18	3	39
1943	Bill Paschal	12	0	0	72
1944	Bill Paschal	9	0	0	54
1945	Frank Liebel	10	0	0	60
1946	Ken Strong	0	32	4	44
1947	Ken Strong	0	24	2	30
1948	Bill Swiacki	10	0	0	60
1949	Gene Roberts	17	0	0	102
1950	Ray Poole	0	30	5	45
1951	Ray Poole	0	30	12	66
1952	Ray Poole	0	26	10	56
1953	Frank Gifford	9	2	1	47
1954	Ben Agajanian	0	35	13	74
1955	Ben Agajanian	0	32	10	62
1956	Frank Gifford	0	8	1	65
1957	Ben Agajanian	0	32	10	62
1958	Pat Summerall	0	28	12	64
1959	Pat Summerall	0	30	20	90
1960	Pat Summerall	0	32	13	71
1961	Pat Summerall	0	46	14	88
1962	Don Chandler	0	*47	19	104
1963	Don Chandler	0	52	18	106
1964	Don Chandler	0	27	9	54
1965	Tucker Frederickson	6	0	0	36
	Homer Jones	6	0	0	36
1966	Pete Gogolak	0	29	16	77

1967	Homer Jones	14	0	0	84
1968	Pete Gogolak	0	36	14	78
1969	Pete Gogolak	0	33	11	66
	Joe Morrison	11	0	0	66
1970	Pete Gogolak	0	32	25	107
1971	Pete Gogolak	0	30	6	48
1972	Pete Gogolak	0	34	21	97
1973	Pete Gogolak	0	25	17	76
1974	Pete Gogolak	0	21	10	51
1975	George Hunt	0	24	6	42
1976	Joe Danelo	0	20	8	44
1977	Joe Danelo	0	19	14	61
1978	Joe Danelo	0	27	21	90
1979	Billy Taylor	11	0	0	66
1980	Joe Danelo	0	27	16	75
1981	Joe Danelo	0	31	24	103
1982	Joe Danelo	0	18	12	54
1983	Ali Haji-Sheikh	0	22	*35	127
1984	Ali Haji-Sheikh	0	32	17	83
1985	Joe Morris	21	0	0	126
1986	Raul Allegre	0	33	24	105
1987	Raul Allegre	0	25	17	76
1988	Paul McFadden	0	25	14	67
1989	Ottis Anderson	14	0	0	84
1990	Matt Bahr	0	29	17	80
1991	Matt Bahr	0	24	22	90
1992	Rodney Hampton	14	0	0	84
1993	David Treadwell	0	28	25	103
1994	David Treadwell	0	22	11	55
1995	Brad Daluiso	0	28	20	88
1996	Brad Daluiso	0	22	24	94
1997	Brad Daluiso	0	27	22	93
1998	Brad Daluiso	0	32	21	95
1999	Carey Blanchard	0	19	18	73
2000	Brad Daluiso	0	34	17	85
2001	Morten Andersen	0	29	23	98
2002	Matt Bryant	0	30	26	108
2003	Matt Bryant	0	17	11	50
2004	Steve Christie	0	33	22	99
2005	Jay Feely	0	43	*35	*148
2006	Jay Feely	0	38	23	107
2007	Lawrence Tynes	0	40	23	109
2008	John Carney	0	38	35	143
2009	Lawrence Tynes	0	45	27	126
2010	Lawrence Tynes	0	43	19	100
2011	Lawrence Tynes	0	43	19	100
2012	Lawrence Tynes	0	46	33	1445
2013	Josh Brown	0	31	23	100
2014	Josh Brown	0	44	24	116
2015	Josh Brown	0	44	30	134
2016	Odell Beckham Jr.	10	0	0	60
2017	Aldrick Rosas	0	20	18	74
2018	Aldrick Rosas	0	31	32	127
2019	Aldrick Rosas	0	33	11	66
<b>2020</b>	<b>Graham Gano</b>	<b>0</b>	<b>21</b>	<b>31</b>	<b>114</b>
<b>2021</b>	<b>Graham Gano</b>	<b>0</b>	<b>17</b>	<b>29</b>	<b>104</b>
<b>2022</b>	<b>Graham Gano</b>	<b>0</b>	<b>32</b>	<b>29</b>	<b>119</b>
2023	Saquon Barkley	10	0	0	62**

\*Single Season Club Record \*\*Includes 2-point conversion

### RUSHING

YEAR	PLAYER	YDS	ATT	TD
1932	John McBride	302	84	1
1933	Harry Newman	437	130	3
1934	Harry Newman	483	141	3
1935	Elvin Richards	449	153	4
1936	Tuffy Leemans	830	206	2
1937	Hank Soar	442	120	2
1938	Tuffy Leemans	463	121	4
1939	Tuffy Leemans	429	128	3
1940	Tuffy Leemans	474	132	1
1941	Tuffy Leemans	332	100	4
1942	Merle Hapes	363	95	3
1943	Bill Paschal	572	147	10
1944	Bill Paschal	737	196	9
1945	Bill Paschal	247	59	2
1946	Frank Filchock	371	98	2
1947	Gene Roberts	296	86	1
1948	Gene Roberts	491	145	0
1949	Gene Roberts	634	152	9
1950	Eddie Price	703	126	4
1951	Eddie Price	971	271	7



# GIANTS SEASON LEADERS



1952	Eddie Price	748	183	5	1937	Ed Danowksi	134	66	814	8	5
1953	Sonny Grandelius	278	108	1	1938	Ed Danowksi	129	70	848	7	8
1954	Eddie Price	555	135	2	1939	Ed Danowksi	101	42	437	3	6
1955	Alex Webster	634	128	5	1940	Ed Miller	73	35	505	4	7
1956	Frank Gifford	819	159	5	1941	Tuffy Leemans	66	31	475	4	5
1957	Frank Gifford	528	136	5	1942	Tuffy Leemans	69	35	555	7	4
1958	Frank Gifford	468	115	8	1943	Tuffy Leemans	87	37	360	5	5
1959	Frank Gifford	540	106	3	1944	Arnie Herber	86	36	651	6	8
1960	Mel Triplett	573	124	4	1945	Arnie Herber	80	35	641	9	8
1961	Alex Webster	928	196	2	1946	Frank Filchock	169	87	1,262	12	*25
1962	Alex Webster	743	207	5	1947	Paul Governali	197	85	1,461	14	16
1963	Phil King	613	161	3	1948	Charlie Conerly	299	162	2,175	22	13
1964	Ernie Wheelwright	402	100	0	1949	Charlie Conerly	305	152	2,138	17	20
1965	Tucker Frederickson	659	195	5	1950	Charlie Conerly	132	56	1,000	8	7
1966	Joe Morrison	327	94	0	1951	Charlie Conerly	189	93	1,277	10	22
1967	Ernie Koy	704	146	4	1952	Charlie Conerly	169	82	1,090	13	10
1968	Tucker Frederickson	486	142	1	1953	Charlie Conerly	303	143	1,711	13	*25
1969	Joe Morrison	387	107	4	1954	Charlie Conerly	210	103	1,439	17	11
1970	Ron Johnson	1,027	263	8	1955	Charlie Conerly	202	98	1,310	13	13
1971	Bobby Duhon	344	93	1	1956	Charlie Conerly	174	90	1,143	10	7
1972	Ron Johnson	1,182	298	9	1957	Charlie Conerly	232	128	1,712	11	11
1973	Ron Johnson	902	260	6	1958	Charlie Conerly	184	88	1,199	10	9
1974	Joe Dawkins	561	156	2	1959	Charlie Conerly	194	113	1,706	14	4
1975	Joe Dawkins	438	129	2	1960	George Snow	155	76	1,263	11	13
1976	Doug Kotar	731	185	3	1961	Y.A. Tittle	285	163	2,272	17	12
1977	Bob Hammond	577	154	3	1962	Y.A. Tittle	375	200	3,224	33	20
1978	Doug Kotar	625	149	1	1963	Y.A. Tittle	367	221	3,145	*36	14
1979	Billy Taylor	700	198	7	1964	Y.A. Tittle	281	147	1,798	10	22
1980	Billy Taylor	580	147	4	1965	Earl Morrall	302	155	2,446	22	12
1981	Rob Carpenter	748	190	5	1966	Gary Wood	170	81	1,142	6	13
1982	Butch Woolfork	439	112	2	1967	Fran Tarkenton	377	204	3,088	29	19
1983	Butch Woolfork	857	246	2	1968	Fran Tarkenton	337	182	2,555	21	12
1984	Rob Carpenter	795	250	7	1969	Fran Tarkenton	409	220	2,918	23	8
1985	Joe Morris	1,336	194	*21	1970	Fran Tarkenton	389	219	2,777	19	12
1986	Joe Morris	1,516	341	14	1971	Fran Tarkenton	386	226	2,567	11	21
1987	Joe Morris	658	193	3	1972	Norm Snead	325	196	2,307	17	12
1988	Joe Morris	1,083	307	5	1973	Norm Snead	235	131	1,483	7	8
1989	Ottis Anderson	1,023	325	14	1974	Craig Morton	237	122	1,510	9	13
1990	Ottis Anderson	784	225	11	1975	Craig Morton	363	186	2,359	11	16
1991	Rodney Hampton	1,059	256	10	1976	Craig Morton	284	153	1,865	9	20
1992	Rodney Hampton	1,141	247	14	1977	Joe Pisarcik	241	103	1,346	4	14
1993	Rodney Hampton	1,077	292	5	1978	Joe Pisarcik	301	143	2,096	12	23
1994	Rodney Hampton	1,075	327	6	1979	Phil Simms	265	134	1,743	13	14
1995	Rodney Hampton	1,182	306	10	1980	Phil Simms	402	193	2,321	15	19
1996	Rodney Hampton	827	254	1	1981	Phil Simms	316	172	2,031	11	9
1997	Charles Way	698	151	4	1982	Scott Brunner	298	161	2,017	10	9
1998	Gary Brown	1,063	247	5	1983	Scott Brunner	386	190	2,516	9	22
1999	Joe Montgomery	348	115	3	1984	Phil Simms	*533	*286	4,044	22	18
2000	Tiki Barber	1,006	213	8	1985	Phil Simms	495	275	3,829	22	20
2001	Tiki Barber	865	166	4	1986	Phil Simms	468	259	3,847	21	22
2002	Tiki Barber	1,387	304	11	1987	Phil Simms	282	163	2,230	17	9
2003	Tiki Barber	1,216	278	2	1988	Phil Simms	479	263	3,359	21	11
2004	Tiki Barber	1,518	322	13	1989	Phil Simms	405	228	3,061	14	14
2005	Tiki Barber	*1,860	*357	9	1990	Phil Simms	311	184	2,284	15	4
2006	Tiki Barber	1,662	327	5	1991	Jeff Hostetler	285	179	2,032	5	4
2007	Brandon Jacobs	1,009	202	4	1992	Jeff Hostetler	192	103	1,225	8	3
2008	Brandon Jacobs	1,089	219	15	1993	Phil Simms	400	247	3,038	15	9
2009	Brandon Jacobs	835	224	5	1994	Dave Brown	350	201	2,536	12	16
2010	Ahmad Bradshaw	1,235	276	8	1995	Dave Brown	456	254	2,814	11	10
2011	Ahmad Bradshaw	659	171	9	1996	Dave Brown	398	214	2,412	12	20
2012	Ahmad Bradshaw	1,015	221	6	1997	Danny Kanell	294	156	1,740	11	9
2013	Andre Brown	492	139	3	1998	Danny Kanell	299	160	1,603	11	10
2014	Andre Williams	721	217	7	1999	Kerry Collins	332	191	2,316	8	11
2015	Rashad Jennings	863	195	3	2000	Kerry Collins	529	311	3,610	22	13
2016	Rashad Jennings	593	181	3	2001	Kerry Collins	568	327	3,764	19	16
2017	Orleans Darkwa	751	171	5	2002	Kerry Collins	545	335	*4,073	19	14
2018	Saquon Barkley	1,307	261	11	2003	Kerry Collins	500	284	3,110	13	16
2019	Saquon Barkley	1,003	217	6	2004	Kurt Warner	277	174	2,054	6	4
2020	Wayne Gallman Jr.	682	147	6	2005	Eli Manning	557	294	3,762	24	17
2021	Saquon Barkley	593	162	2	2006	Eli Manning	522	301	3,244	24	18
	Devontae Booker	592	162	2	2007	Eli Manning	529	297	3,336	23	20
2022	Saquon Barkley	1,312	295	10	2008	Eli Manning	479	289	3,238	21	10
2023	Saquon Barkley	962	247	6	2009	Eli Manning	509	317	4,021	27	14
					2010	Eli Manning	539	339	4,002	31	*25
					2011	Eli Manning	*589	*359	4,033	29	16
					2012	Eli Manning	536	323	3,948	26	15
					2013	Eli Manning	551	317	3,818	18	*27
					2014	Eli Manning	*601	*379	4,410	30	14
					2015	Eli Manning	*618	*387	4,432	35	14
					2016	Eli Manning	598	377	4,027	26	16
					2017	Eli Manning	571	352	3,468	19	13

\*Single Season Club Record

## PASSING

YEAR	PLAYER	ATT	COMP	YDS	TD	INT
1932	John McBride	74	36	363	6	9
1933	Harry Newman	136	53	973	11	17
1934	Harry Newman	93	35	391	1	12
1935	Ed Danowksi	113	57	794	10	9
1936	Ed Danowksi	104	47	515	5	10

2018	Eli Manning	576	380	4,299	21	11
2019	<b>Daniel Jones</b>	<b>459</b>	<b>284</b>	<b>3,027</b>	<b>24</b>	<b>12</b>
2020	<b>Daniel Jones</b>	<b>448</b>	<b>280</b>	<b>2,943</b>	<b>11</b>	<b>10</b>
2021	<b>Daniel Jones</b>	<b>361</b>	<b>232</b>	<b>2,428</b>	<b>10</b>	<b>7</b>
2022	<b>Daniel Jones</b>	<b>472</b>	<b>317</b>	<b>3,205</b>	<b>15</b>	<b>5</b>
2023	Tyrod Taylor	180	116	1,341	5	3

\*Single Season Club Record

## RECEIVING

YEAR	PLAYER	NO	YDS	TD
1932	Ray Flaherty	21	350	5
1933	Dale Burnett	12	212	3
1934	Morris Badgro	16	206	1
1935	Tod Goodwin	26	432	4
1936	Dale Burnett	16	246	3
1937	Tuffy Leemans	11	157	1
1938	Hank Soar	13	164	2
	Dale Burnett	13	145	1
1939	Hank Soar	12	134	0
1940	Leland Shaffer	15	121	2
1941	Ward Cuff	19	317	2
1942	Ward Cuff	16	267	2
1943	Bill Walls	14	231	2
1944	O'Neal Adams	14	342	1
1945	Frank Liebel	22	593	10
1946	Ray Poole	24	307	3
1947	Ray Poole	23	395	4
1948	Bill Swiacki	39	550	10
1949	Bill Swiacki	47	652	4
1950	Bill Swiacki	20	280	3
1951	Joe Scott	23	356	2
1952	Bill Stribling	26	399	5
1953	Kyle Rote	26	440	5
	Eddie Price	26	233	1
1954	Bob Schnelker	30	550	8
1955	Frank Gifford	33	437	4
1956	Frank Gifford	51	603	4
1957	Frank Gifford	41	588	4
1958	Frank Gifford	29	330	2
1959	Frank Gifford	42	768	4
1960	Kyle Rote	42	750	2
1961	Del Shofner	68	1,125	11
1962*	Del Shofner	53	1,133	12
1963	Del Shofner	64	1,181	9
1964	Aaron Thomas	43	624	6
1965	Joe Morrison	41	574	4
1966	Homer Jones	48	1,044	8
1967	Aaron Thomas (Homer Jones: 13 TD Rec*)	51	877	9
1968	Homer Jones	45	1,057	7
1969	Joe Morrison	44	647	7
1970	Clifton McNeil	50	764	4
1971	Bob Tucker	59	791	4
1972	Bob Tucker	55	764	4
1973	Bob Tucker	50	681	5
1974	Joe Dawkins	46	332	3
1975	Walker Gillette	43	600	2
1976	Bob Tucker	42	498	1
1977	Jim Robinson	22	422	1
1978	Jim Robinson	32	620	2
	Johnny Perkins	32	514	3
1979	Gary Shirk	31	471	2
1980	Earnest Gray	52	777	10
1981	Johnny Perkins	52	858	6
1982	Tom Mullady	27	287	0
1983	Earnest Gray	78	1,139	5
1984	Zeke Mowatt	48	698	7
	Bob Johnson	48	795	6
1985	Lionel Manuel	49	859	6
1986	Mark Bavaro	66	1,001	4
1987	Mark Bavaro	55	867	8
1988	Lionel Manuel	65	1,029	4
1989	Odessa Turner	38	467	4
1990	David Meggett	39	410	1
1991	Mark Ingram	51	824	3
1992	Ed McCaffrey	49	610	5
1993	Mark Jackson	58	708	4
1994	Mike Sherrard	53	825	6
1995	Chris Calloway	56	796	3
1996	Chris Calloway	53	739	4
	Thomas Lewis	53	694	4
1997	Chris Calloway	58	849	8

1998	Chris Calloway	62	812	6
1999	Amani Toomer	79	1,183	6
2000	Amani Toomer	78	1,094	7
2001	Amani Toomer	72	1,054	5
	Tiki Barber	72	577	0
2002	Amani Toomer	82	1,343	8
2003	Tiki Barber	69	461	1
2004	Jeremy Shockey	61	666	6
2005	Plaxico Burress	76	1,214	7
2006	Jeremy Shockey	66	623	7
2007	Plaxico Burress	70	1,025	12
2008	Steve Smith	57	574	1
2009	Steve Smith	*107	1,220	7
2010	Hakeem Nicks	79	1,052	11
2011	Victor Cruz	82	*1,536	9
2012	Victor Cruz	86	1,092	10
2013	Victor Cruz	73	998	4
2014	Odell Beckham Jr.	91	1,305	12
2015	Odell Beckham Jr.	96	1,450	**13
2016	Odell Beckham Jr.	102	1,367	10
2017	Evan Engram	64	722	6
2018	Saquon Barkley	91	721	4
2019	Sterling Shepard	57	576	3
2020	Sterling Shepard	66	656	3
2021	Evan Engram	46	408	3
2022	Richie James	57	569	4
	Saquon Barkley	57	338	0
2023	<b>Wan'Dale Robinson</b>	<b>60</b>	<b>525</b>	<b>1</b>

\*Single Season Club Record \*\*Tied Single Season Club Record

## INTERCEPTIONS

YEAR	PLAYER	NO	YDS
1940	Doug Oldershaw	4	48
	Leland Shaffer	4	14
1941	Ward Cuff	4	152
	George Franck	4	94
1942	Merle Hapes	3	49
	Hank Soar	3	31
1943	Dave Brown	6	64
1944	Howard Livingston	9	172
1945	Howard Livingston	3	65
1946	Frank Liebel	5	117
1947	Frank Reagan	10	203
1948	Frank Reagan	9	145
1949	Emlen Tunnel	10	251
1950	Otto Schnellbacher	8	99
1951	Otto Schnellbacher	*11	194
1952	Tom Landry	8	99
1953	Emlen Tunnel	6	117
1954	Emlen Tunnel	8	108
	Tom Landry	8	71
1955	Emlen Tunnel	7	76
1956	Emlen Tunnel	6	87
1957	Emlen Tunnel	6	87
1958	Jim Patton	*11	183
1959	Dick Nolan	5	57
	Lindon Crow	5	54
	Jim Patton	5	13
1960	Jim Patton	6	100
1961	Dick Lynch	9	60
1962	Jim Patton	7	125
1963	Dick Lynch	9	*251
1964	Dick Lynch	4	68
1965	Carl Lockhart	4	117
	Dick Lynch	4	38
1966	Carl Lockhart	6	20
1967	Carl Lockhart	5	38
1968	Willie Williams	10	103
1969	Bruce Maher	5	112
1970	Willie Williams	6	114
1971	Willie Williams	5	58
1972	Carl Lockhart	4	56
	Willie Williams	4	42
	Richmond Flowers	4	30
	Pete Athas	4	11
1973	Pete Athas	5	52
1974	Chuck Crist	3	20
1975	Bobby Brooks	4	38
1976	Rick Volk	2	14
	Brad Van Pelt	2	13
	Jim Steinke	2	0
1977	Bill Bryant	3	54

1978	Terry Jackson	7	115
1979	Brian Kelley	3	41
	Harry Carson	3	28
	Terry Jackson	3	10
1980	Mike Dennis	5	68
1981	Beasley Reece	4	84
1982	Terry Jackson	4	75
1983	Terry Jackson	6	20
1984	Mark Haynes	7	90
1985	Elvis Patterson	6	88
1986	Terry Kinard	4	52
	Perry Williams	4	31
1987	Terry Kinard	5	163
1988	Sheldon White	4	70
1989	Terry Kinard	5	135
1990	Everson Walls	6	80
1991	Mark Collins	4	77
	Everson Walls	4	7
1992	Greg Jackson	4	71
1993	Mark Collins	4	77
	Greg Jackson	4	32
1994	John Booty	3	95
	Phillippi Sparks	3	4
1995	Vencie Glenn	5	91
	Phillippi Sparks	5	11
1996	Jason Sehorn	5	61
1997	Jason Sehorn	6	74
1998	Percy Ellsworth	5	92
1999	Percy Ellsworth	6	80
2000	Emmanuel McDaniel	6	30
2001	Will Allen	4	27
2002	Jason Sehorn	2	31
	William Peterson	2	1
	Shaun Williams	2	-2
2003	Frank Walker	2	74
	Ralph Brown	2	51
	Will Allen	2	23
	Johnnie Harris	2	3
2004	Gibril Wilson	3	39
	Brent Alexander	3	3
2005	Brent Alexander	4	45
2006	Kevin Dockery	2	100
	R.W. McQuarters	2	67
	Mathias Kiwaniuka	2	44
	Will Demps	2	39
	Sam Madison	2	28
	Gibril Wilson	2	25
	Fred Robbins	2	12
2007	Sam Madison	4	59
	Gibril Wilson	4	12
2008	Corey Webster	3	65
	James Butler	3	62
	Aaron Ross	3	58
2009	Terrell Thomas	5	87
2010	Terrell Thomas	5	56
2011	Corey Webster	6	71
2012	Stevie Brown	8	*307
2013	Antrel Rolle	6	23
2014	Quintin Demps	4	19
2015	Trumaine McBride	3	84
	Dominique Rodgers Cromartie	3	72
2016	Dominique Rodgers Cromartie	6	28
2017	Janoris Jenkins	3	113
	Ross Cockrell	3	1
2018	Alec Ogletree	5	61
2019	Janoris Jenkins	4	84
2020	James Bradberry	3	19
2021	Xavier McKinney	5	64
2022	Julian Love	2	44
	<b>Dane Belton</b>	<b>2</b>	<b>0</b>
2023	Xavier McKinney	3	22

\* Single Season Club Record

### SACKS (OFFICIAL STATISTIC SINCE 1982)

YEAR	PLAYER	SACKS
1982	Lawrence Taylor	7.5
1983	George Martin	9.0
	Lawrence Taylor	9.0
1984	Lawrence Taylor	11.5
1985	Leonard Marshall	15.5

1986	Lawrence Taylor	20.5
1987	Lawrence Taylor	12.0
1988	Lawrence Taylor	15.5
1989	Lawrence Taylor	15.0
1990	Lawrence Taylor	10.5
1991	Leonard Marshall	11.0
1992	Lawrence Taylor	5.0
1993	Keith Hamilton	11.5
1994	Keith Hamilton	6.5
1995	Michael Strahan	7.5
1996	Chad Bratzke	5.0
	Michael Strahan	5.0
1997	Michael Strahan	14.0
1998	Michael Strahan	15.0
1999	Jessie Armstead	9.0
2000	Keith Hamilton	10.5
2001	Michael Strahan	*22.5
2002	Michael Strahan	11.0
2003	Michael Strahan	18.5
2004	Osi Umenyiora	7.0
2005	Osi Umenyiora	14.5
2006	Osi Umenyiora	6.0
2007	Osi Umenyiora	13.0
2008	Justin Tuck	12.0
2009	Osi Umenyiora	7.0
2010	Osi Umenyiora	11.5
	Justin Tuck	11.5
2011	Jason Pierre-Paul	16.5
2012	Jason Pierre-Paul	6.5
2013	Justin Tuck	11.0
2014	Jason Pierre-Paul	12.5
2015	Robert Ayers	9.5
2016	Olivier Vernon	8.5
2017	Jason Pierre-Paul	8.5
2018	Olivier Vernon	7.0
2019	Markus Golden	10.0
2020	Leonard Williams	11.5
2021	<b>Azeez Ojulari</b>	<b>8.0</b>
2022	<b>Dexter Lawrence</b>	<b>7.5</b>
2023	<b>Kayvon Thibodeaux</b>	<b>11.5</b>

\*NFL Single Season Record (since tied)

### ALL-PURPOSE YARDS

YEAR	PLAYER	RUSH	REC	PUNT	KO	INT	FUM	TOT
1942	Merle Hapes	363	79	170	215	49	-	876
1943	Bill Paschal	572	74	92	183	0	-	921
1944	Bill Paschal	737	0	102	260	0	-	1,099
1945	Ward Cuff	214	172	124	105	0	-13	602
1946	Bill Paschal	362	78	111	158	0	0	709
1947	George Cheverko	63	300	88	135	54	0	640
1948	Joe Scott	198	235	25	569	10	0	1,037
1949	Gene Roberts	634	711	0	16	0	0	1,361
1950	Joe Scott	322	240	23	351	0	0	936
1951	Eddie Price	971	19	0	0	0	0	990
1952	Emlen Tunnell	0	0	411	364	149	3	927
1953	Frank Gifford	157	292	106	327	0	0	882
1954	Eddie Price	555	352	0	0	0	3	910
1955	Alex Webster	634	269	0	0	0	0	903
1956	Frank Gifford	819	603	0	0	0	0	1,422
1957	Frank Gifford	528	588	0	0	0	0	1,116
1958	Frank Gifford	468	330	0	0	0	0	798
1959	Frank Gifford	540	768	0	0	0	0	1,308
1960	Kyle Rote	0	750	0	0	0	0	750
1961	Alex Webster	928	313	0	0	0	0	1,241
1962	Alex Webster	743	477	0	0	0	0	1,220
1963	Del Shofner	0	1,181	0	0	0	0	1,181
1964	Clarence Childs	102	97	40	987	0	0	1,226
1965	Tucker Frederickson	659	177	0	0	0	0	836
1966	Homer Jones	43	1,044	0	0	0	0	1,087
1967	Homer Jones	60	1,209	0	38	0	8	1,315
1968	Homer Jones	18	1,057	0	0	0	0	1,075
1969	Joe Morrison	387	647	0	0	0	0	1,034
1970	Ron Johnson	1,027	487	0	140	0	0	1,654
1971	Rocky Thompson	177	85	0	947	0	0	1,209
1972	Ron Johnson	1,182	451	0	0	0	0	1,633
1973	Ron Johnson	902	377	0	0	0	0	1,279
1974	Leon McQuay	240	59	81	689	0	0	1,069
1975	Doug Kotar	378	86	5	405	0	0	874
1976	Doug Kotar	731	319	0	39	0	0	1,089
1977	Bobby Hammond	577	136	334	419	0	0	1,466
1978	Bobby Hammond	554	173	157	290	0	0	1,174
1979	Billy Taylor	700	253	0	131	0	0	1,084

1980	Alvin Garrett	31	69	287	527	0	0	914
1981	Leon Bright	197	291	410	481	0	0	1,379
1982	Butch Woolfork	439	224	0	428	0	0	1,091
1983	Butch Woolfork	857	368	0	13	0	0	1,238
1984	Rob Carpenter	795	209	0	0	0	0	1,004
1985	Joe Morris	1,336	212	0	25	0	0	1,573
1986	Joe Morris	1,516	233	0	0	0	0	1,749
1987	Mark Bavaro	0	867	0	0	0	0	867
1988	Joe Morris	1,083	166	0	0	0	0	1,249
1989	David Meggett	117	531	582	577	0	0	1,807
1990	David Meggett	164	410	467	492	0	0	1,533
1991	Rodney Hampton	1,059	283	0	204	0	0	1,546
1992	Rodney Hampton	1,141	215	0	0	0	0	1,356
1993	David Meggett	329	319	331	403	0	0	1,382
1994	David Meggett	298	293	323	548	0	0	1,462
1995	Rodney Hampton	1,182	142	0	0	0	0	1,324
1996	Tyrone Wheatley	400	51	0	503	0	0	954
1997	Charles Way	698	304	0	46	0	0	1,048
1998	Gary Brown	1,063	36	0	0	0	0	1,099
1999	Tiki Barber	258	609	506	266	0	0	1,639
2000	Tiki Barber	1,006	719	332	28	0	0	2,085
2001	Tiki Barber	865	577	338	0	0	0	1,782
2002	Tiki Barber	1,387	597	5	0	0	0	1,989
2003	Tiki Barber	1,216	461	0	0	0	0	1,677
2004	Tiki Barber	1,518	578	0	0	0	0	2,096
2005	Tiki Barber	1,860	530	0	0	0	0	2,390
2006	Tiki Barber	1,662	465	0	0	0	0	2,127
2007	Brandon Jacobs	1,009	174	0	0	0	0	1,183
2008	Derrick Ward	1,025	384	0	21	0	0	1,430
2009	Domenik Hixon	0	187	256	1,291	0	0	1,731
2010	Ahmad Bradshaw	1,235	314	0	0	0	0	1,549
2011	Ahmad Bradshaw	659	267	0	0	0	0	926
2012	David Wilson	358	34	0	1,533	0	0	1,925
2013	Victor Cruz	0	998	0	0	0	0	998
2014	Odell Beckham Jr.	35	1,305	171	0	0	0	1,511
2015	Odell Beckham Jr.	3	1,450	26	0	0	0	1,479
2016	Odell Beckham Jr.	9	1,367	10	0	0	0	1,376
2017	Orleans Darkwa	751	116	0	0	0	0	867
2018	Saquon Barkley	1,307	721	0	0	0	0	2,028
2019	Saquon Barkley	911	413	0	0	0	0	1,324
2020	Wayne Gallman	682	114	0	0	0	0	796
2021	Devontae Booker	593	268	0	0	0	0	861
2022	Saquon Barkley	1,312	338	0	0	0	0	1,650
2023	Saquon Barkley	962	280	0	0	0	0	1,242

\*Single Season Club Record

78	Saquon Barkley, at Washington (TD)	Dec. 9, 2018
	Tiki Barber, vs. Arizona (TD)	Sept. 3, 2000
	Ahmad Bradshaw, vs. Baltimore	Nov. 16, 2008
77	Bill Paschal, vs. Cleveland Rams (TD)	Nov. 4, 1945
75	Orleans Darkwa, vs. Washington (TD)	Dec. 31, 2017
	Eddie Price, at Chicago Cardinals (TD)	Nov. 2, 1952
	Tuffy Leemans, vs. Green Bay (TD)	Nov 20, 1938
74	Eddie Price, at Philadelphia	Dec. 10, 1950
73	Brandon Jacobs, at Minnesota	Dec. 13, 2010
72	Tiki Barber, at Philadelphia (TD)	Sept. 12, 2004
71	Alex Webster, at Chicago Cardinals	Oct. 2, 1955
70	Tiki Barber, at Houston	Nov. 24, 2002
	Joe Morrison, at Philadelphia (TD)	Sept. 29, 1963
	Frank Filchock, at Pittsburgh (TD)	Oct. 6, 1946
	Kink Richards, vs. Brooklyn (TD)	Oct. 22, 1933

### LONGEST PASS COMPLETION

99	Eli Manning (to Victor Cruz) (TD) at Jets	Dec. 24, 2011
98	Earl Morall (to Homer Jones) (TD) at Pittsburgh	Sept. 11, 1966
94	Norm Snead (to Rich Houston) (TD) vs. Dallas	Sept. 24, 1972
92	Eli Manning (to Mario Manningham) (TD) at Washington	Jan. 2, 2011
89	Earl Morrall (to Homer Jones) (TD) vs. Philadelphia	Oct. 17, 1965
88	Frank Reagan (to George Franck) (TD) vs. Washington	Oct. 12, 1947
87	Eli Manning (to Odell Beckham Jr.) (TD) vs. New England	Nov. 15, 2015
	Kent Graham (to Tiki Barber) (TD) at Arizona	Dec. 6, 1998
85	Eli Manning (to Mario Manningham) (TD) at Green Bay	Dec. 26, 2010
	Jeff Hostetler (to Stephen Baker) (TD) at New Orleans	Nov. 27, 1988
	Charlie Conerly (to Choo-Choo Roberts) (TD) vs. Chicago Bears	Oct. 23, 1949
84	Eli Manning (to Odell Beckham Jr.) (TD) at Miami	Dec. 14, 2015
	Fran Tarkenton (to Homer Jones) at Pittsburgh	Sept. 15, 1968
83	Frank Gifford (to Eddie Price) (TD) at Cleveland	Oct. 31, 1954
82	Kerry Collins (to Amani Toomer) (TD) at Indianapolis	Dec. 22, 2002
	Joe Pisarcik (to Ed Marshall) at Washington	Oct. 23, 1977
	Fran Tarkenton (to Homer Jones) (TD) vs. Washington	Sept. 29, 1968
	Tom Kennedy (to Homer Jones) (TD) vs. Pittsburgh	Dec. 11, 1966

### LONGEST INTERCEPTION RETURN

102	<b>Jason Pinnock, at Miami (TD)</b>	<b>Oct. 8, 2023</b>
	Erich Barnes, at Dallas (TD)	Oct. 15, 1961
101	Henry Carr, at Rams (TD)	Nov. 13, 1966
97	Lawrence Taylor, at Detroit (TD)	Nov. 25, 1982
96	Lawrence Taylor, at Detroit (TD)	Oct. 23, 2006
	Ward Cuff, vs. Washington (TD)	Dec. 4, 1938
95	Sam Games, vs. Philadelphia (TD)	Aug. 31, 1997
91	Ryan Mundy, at Dallas	Sept. 8, 2013
89	Bruce Maher, at Dallas	Nov. 10, 1968
84	Dale Burnett, vs. Green Bay	Nov. 26, 1933
82	Dick Lynch, vs. Dallas	Oct. 20, 1963
78	George Martin, vs. Denver (TD)	Nov. 23, 1986
77	Doug Wycoff, vs. Brooklyn Dodgers	Oct. 25, 1931
75	Vencie Glenn, at Washington (TD)	Oct. 29, 1995
	Vencie Glenn, at Washington	Nov. 10, 1963

### LONGEST PUNT

90	Rodney Williams, at Denver	Sept. 10, 2001
74	<b>Jamie Gillan, vs. New England</b>	<b>Nov. 26, 2023</b>
	Len Younce, vs. Chicago Bears	Nov. 14, 1943
	Don Chandler, at Dallas	Oct. 11, 1964
73	Dave Jennings, vs. Houston	Dec. 5, 1982
72	Dave Jennings, vs. Dallas	Nov. 4, 1979
	Len Younce, at Brooklyn Tigers	Oct. 15, 1944
	Carl Kinscherf, at Phil.-Pitt.	Oct. 9, 1943
71	Riley Dixon, vs. Philadelphia	Nov. 15, 2020
	Steve Weatherford, at Philadelphia	Oct. 12, 2014
	Sean Landeta, vs. Green Bay	Nov. 8, 1992
	Sean Landeta, vs. Philadelphia	Dec. 3, 1989
	Kay Eakin, vs. Cleveland	Nov. 16, 1941
70	George Frank, vs. Philadelphia	Oct. 12, 1941

### LONGEST PUNT RETURN

95	Al Bloodgood, at Pottsville	Sept. 30, 1928
94	<b>Gunner Olszewski, vs. Rams (TD)</b>	<b>Dec. 31, 2023</b>
87	Amani Toomer, vs. Buffalo (TD)	Sept. 1, 1996
85	Tiki Barber, vs. Dallas (TD)	Oct. 18, 1999
83	Eddie Dove, at Philadelphia	Sept. 29, 1963
81	Bosh Pritchard, at Chicago Cardinals	Nov. 25, 1951
	Emlen Tunnell, vs. Chicago Cardinals (TD)	Oct. 14, 1951
76	David Meggett, vs. Raiders (TD)	Dec. 24, 1989
75	Hinkey Haines, vs. N.Y. Yanks	Dec. 4, 1927

## GIANTS LONGEST PLAYS

### LONGEST FIELD GOAL

57	<b>Graham Gano, at San Francisco</b>	<b>Sept. 21, 2023</b>
	<b>Graham Gano, at Dallas</b>	<b>Nov. 24, 2022</b>
	Aldrick Rosas, vs. Chicago	Dec. 2, 2018
56	<b>Graham Gano, vs. Carolina</b>	<b>Sept. 18, 2022</b>
	Ali Haji-Sheikh, at Detroit	Nov. 7, 1963
	Ali Haji-Sheikh, vs. Green Bay	Sept. 26, 1983
55	<b>Graham Gano, at Minnesota</b>	<b>Dec. 24, 2022</b>
	<b>Graham Gano, at Washington</b>	<b>Sept. 16, 2021</b>
	<b>Graham Gano, vs. Dallas</b>	<b>Oct. 11, 2020</b>
	Joe Danelo, vs. New Orleans	Sept. 20, 1981
54	<b>Graham Gano, at Philadelphia</b>	<b>Dec. 26, 2020</b>
	<b>Graham Gano, vs. Dallas</b>	<b>Oct. 11, 2020</b>
	Brad Daluiso, vs. Phoenix	Nov. 28, 1993
	Matt Bahr, vs. Houston	Dec. 21, 1991
	Joe Danelo, at Seattle	Oct. 18, 1981
	Pete Gogolak, vs. Dallas	Nov. 8, 1970
53	<b>Graham Gano, vs. Carolina</b>	<b>Oct. 24, 2021</b>
	Aldrick Rosas at Carolina	Oct. 7, 2018
	Josh Brown, vs. New England	Nov. 15, 2015
	Josh Brown, at Tampa Bay	Nov. 8, 2015
	Josh Brown, at Tampa Bay	Dec. 28, 2014
	Lawrence Tynes, at Dallas	Oct. 25, 2010
	Steve Christie, at Philadelphia	Sept. 12, 2004
	Raul Allegre, at Philadelphia	Nov. 15, 1987
	Don Chandler, at Dallas	Dec. 1, 1963

### LONGEST RUN FROM SCRIMMAGE

95	Tiki Barber, at Oakland (TD)	Dec. 31, 2005
91	Hap Moran, vs. Green Bay	Nov. 23, 1930
88	Ahmad Bradshaw, at Buffalo (TD)	Dec. 23, 2007
80	<b>Daniel Jones, at Philadelphia</b>	<b>Oct. 22, 2020</b>
	Eddie Price, at Philadelphia (TD)	Dec. 9, 1951
79	Frank Gifford, vs. Washington	Nov. 29, 1959



74 David Meggett, at New Orleans (TD)  
 71 Emlen Tunell, at N.Y. Yanks (TD)  
 71 Emlen Tunell, vs. Philadelphia (TD)  
 70 David Meggett, at Tampa Bay (TD)

**LONGEST KICKOFF RETURN**

100 Dwayne Harris, vs. Dallas (TD)  
 Clarence Childs, vs. Minnesota (TD)  
 Emlen Tunell, vs. N.Y. Yanks (TD)  
 99 Joe Scott, vs. Rams (TD)  
 98 Jimmy Patton, vs. Washington (TD)  
 97 David Wilson, vs. New Orleans (TD)

Dec. 20, 1993  
 Dec. 16, 1951  
 Oct. 21, 1951  
 Nov. 24, 1991

Oct. 25, 2015  
 Dec. 6, 1964  
 Nov. 4, 1951  
 Nov. 14, 1948  
 Oct. 30, 1955  
 Dec. 9, 2012

95 Jack Hagerty, vs., Buffalo Bisons (TD)  
 Willie Ponder, vs. Arizona (TD)  
 Jack Salschieder, at Chicago Cardinals (TD)  
 93 Rocky Thompson, at St. Louis (TD)  
 Harry Newman, at Boston Redskins (TD)  
 92 Derrick Ward, at Washington (TD)  
 David Meggett, vs. Philadelphia (TD)  
 Rocky Thomas, at Detroit (TD)  
 91 Willie Ponder, vs. Pittsburgh (TD)  
 Thomas Lewis, vs. Washington (TD)

Nov. 5, 1929  
 Sept. 11, 2005  
 Oct. 30, 1949  
 Oct. 3, 1971  
 Oct. 7, 1934  
 Dec. 5, 2004  
 Nov. 22, 1992  
 Sept. 17, 1972  
 Dec. 18, 2004  
 Dec. 10, 1995



POSTSEASON

WU

## GIANTS POSTSEASON RECORD (25-26)

Year	Record	Postseason Game	Date	Opponent	NYG	Opp.	W/L
1933	11-3	NFL Championship	12-17	at Chicago	21	23	(L)
1934	8-5	NFL Championship	12-9	vs. Chicago	30	13	(W)
1935	9-3	NFL Championship	12-15	at Detroit	7	26	(L)
1938	8-2-1	NFL Championship	12-11	vs. Green Bay	23	17	(W)
1939	9-1-1	NFL Championship	12-10	at Green Bay	0	27	(L)
1941	8-3	NFL Championship	12-21	at Chicago	9	37	(L)
1943	6-3-1	Eastern Division Playoff	12-19	vs. Washington	0	28	(L)
1944	8-1-1	NFL Championship	12-17	vs. Green Bay	7	14	(L)
1946	7-3-1	NFL Championship	12-15	vs. Chicago	14	24	(L)
1950	10-2	American Conf. Playoff	12-17	at Cleveland	3	8	(L)
1956	8-3-1	NFL Championship	12-30	vs. Chicago	47	7	(W)
1958	9-3	Eastern Conf. Playoff	12-21	vs. Cleveland	10	0	(W)
		NFL Championship	12-28	vs. Baltimore	17	23	(L) OT
1958	9-3	Eastern Conf. Playoff	12-21	vs. Cleveland	10	0	(W)
		NFL Championship	12-28	vs. Baltimore	17	23	(L) OT
1959	10-2	NFL Championship	12-27	at Baltimore	16	31	(L)
1961	10-3-1	NFL Championship	12-31	at Green Bay	0	37	(L)
1962	12-2	NFL Championship	12-30	vs. Green Bay	7	16	(L)
1963	11-3	NFL Championship	12-29	at Chicago	10	14	(L)
1981	9-7	NFC Wild Card	12-27	at Philadelphia	27	21	(W)
		NFC Divisional Playoff	1-3-82	at San Francisco	24	38	(L)
1984	9-7	NFC Wild Card	12-23	at LA Rams	16	13	(W)
		NFC Divisional Playoff	12-29	at San Francisco	10	21	(L)
1985	10-6	NFC Wild Card	12-29	vs. San Francisco	17	3	(W)
1985		NFC Divisional Playoff	1-5-86	at Chicago	0	21	(L)
1986*	14-2	NFC Divisional Playoff	1-4-87	vs. San Francisco	49	3	(W)
		NFC Championship	1-11-87	vs. Washington	17	0	(W)
		Super Bowl XXI	1-25-87	vs. Denver (Pasadena, CA)	39	20	(W)
1989	12-4	NFC Divisional Playoff	1-7-90	vs. LA Rams	13	19	(L) OT
1990*	13-3	NFC Divisional Playoff	1-13-91	vs. Chicago	31	3	(W)
		NFC Championship	1-20-91	at San Francisco	15	13	(W)
		Super Bowl XXV	1-27-91	vs. Buffalo (Tampa, FL)	20	19	(W)
1993	11-5	NFC Wild Card	1-9-94	vs. Minnesota	17	10	(W)
		NFC Divisional Playoff	1-15-94	at San Francisco	3	44	(L)
1997	10-5-1	NFC Wild Card	12-27-97	vs. Minnesota	22	23	(L)
2000	12-4	NFC Divisional Playoff	1-7-01	vs. Philadelphia	20	10	(W)
		NFC Championship	1-14-01	vs. Minnesota	41	0	(W)
		Super Bowl XXXV	1-28-01	vs. Baltimore (Tampa, FL)	7	34	(L)
2002	10-6	NFC Wild Card	1-5-03	at San Francisco	38	39	(L)
2005	11-5	NFC Wild Card	1-8-06	vs. Carolina	0	23	(L)
2006	8-8	NFC Wild Card	1-7-07	at Philadelphia	20	23	(L)
2007*	10-6	NFC Wild Card	1-6-08	at Tampa Bay	24	14	(W)
		NFC Divisional Playoff	1-13-08	at Dallas	21	17	(W)
		NFC Championship Game	1-20-08	at Green Bay	23	20	(W) OT
		Super Bowl XLII	2-03-08	at New England (Glendale, AZ)	17	14	(W)
2008	12-4	NFC Divisional Playoff	1-11-09	vs. Philadelphia	11	23	(L)
2011*	9-7	NFC Wild Card	1-8-12	vs. Atlanta	24	2	(W)
		NFC Divisional Playoff	1-15-12	at Green Bay	37	20	(W)
		NFC Championship Game	1-22-12	at San Francisco	20	17	(W) OT
		Super Bowl XLVI	2-5-12	vs. New England	21	17	(W)
2016	11-5	NFC Wild Card	1-8-17	at Green Bay	13	38	(L)
2022	9-7-1	NFC Wild Card	1-15-23	at Minnesota	31	24	(W)
		NFC Divisional Playoff	1-21-23	at Philadelphia	7	38	(L)

\*denotes Super Bowl winning season



AP

**1927 GIANTS 13, CHICAGO BEARS 7**

**NFL CHAMPIONS**

Led by Steve Owen, the Giants finished with an 11-1-1 record, then stunned Red Grange, John Driscoll and the Bears 13-7 at the Polo Grounds. "It was the toughest, roughest football game I ever played in," Owen would say later. With the score tied 7-7, the Bears drove to the Giants' one-yard line, but Owen and Cal Hubbard spearheaded a goal line defense which held the Bears out of the end zone. Hinky Haines then faked a punt from his own end zone and completed a pass to Charlie Corgan for a 58-yard gain that set up the winning score and elation for Tim Mara and the Giants.

\* Victory clinched the NFL Championship- there was no Championship game in 1927.

**1933 BEARS 23, GIANTS 21**

**NFL Championship**  
Dec. 17 at Wrigley Field

First NFL title game... Billy Karr scored game-winning touchdown with less than a minute to go on 32-yard lateral play... It was Karr's second TD of game... Giant QB Harry Newman completed remarkable (at the time) 12 of 17 for 201 yards and 2 TD's.

<b>GIANTS</b> (11-4)	0	7	7	7	21
<b>Chicago</b> (11-2-1)	3	3	10	7	23

- Chicago – Manders 16 field goal
- Chicago – Manders 40 field goal
- Giants – Badgro 29 pass from Newman (Strong kick)
- Chicago – Manders 15 field goal
- Giants – Krause 1 run (Strong kick)
- Chicago – Karr 8 pass from Nagurski (Manders kick)
- Giants – Strong 8 pass from Newman (Strong kick)
- Chicago – Karr 19 lateral from Hewitt after 13 pass from Nagurski (Brumbaugh kick)

**1934 GIANTS 30, BEARS 13**

**NFL Championship**  
Dec. 9 at Polo Grounds

**NFL CHAMPIONS**

"The Sneakers Game"... Giants switched from deats to sneakers to start second half for better traction on icy field... Trailing early in fourth quarter vs. unbeaten Bears, they scored 27 unanswered points... Ken Strong tallied 2 TDs and 17 points for first Giant title team.

<b>Chicago</b> (13-1)	0	10	3	0	13
<b>GIANTS</b> (9-5)	3	0	0	27	30

- Giants – Strong 38 field goal
- Chicago – Nagurski 1 run (Manders kick)
- Chicago – Manders 17 field goal
- Chicago – Manders 22 field goal
- Giants – Frankian 28 pass from Danowski (Strong kick)
- Giants – Strong 42 run (Strong kick)
- Giants – Strong 11 run (kick failed)
- Giants – Danowski 9 run (Molenda kick)



AP

**1935 LIONS 26, GIANTS 7**

**NFL Championship**  
Dec. 15 at U. of Detroit Stadium

Giants were foiled by snow-sleet-rain and Detroit's concentration of stopping Ed Danowski's passing... Lions rushed for 4 TDs. First two by Ace Gutowsky and Dutch Clark on first two drives... Giants' lone score came on Danowski to Ken Strong bomb.

<b>GIANTS</b> (9-4)	0	0	7	0	7
<b>Detroit</b> (8-3-2)	13	0	0	13	26

- Detroit – Gutowsky 5 run (Presnell kick)
- Detroit – Clark 40 run (kick failed)
- Giants – Strong 42 pass from Danowski (Strong kick)
- Detroit – Caddel 4 run (kick failed)
- Detroit – Parker 4 run (Molenda kick)

**1938 GIANTS 23, PACKERS 17**

**NFL Championship**  
Dec. 11 at Polo Grounds

**NFL CHAMPIONS**

Battered Giants prevailed in bruising battle... Winning TD came on third-quarter pass from Ed Danowski to Hank Soar... Two blocked punts led to nine first quarter points for Giants... Ward Cuff defended last-second Arnie Herber pass into end zone.

<b>Green Bay</b> (8-4)	0	14	3	0	17
<b>GIANTS</b> (9-2-1)	9	7	7	0	23

- Giants – Cuff 13 field goal
- Giants – Leemans 6 run (kick failed)
- G. B. – Mulleneaux 40 pass from Herber (Engebretsen kick)
- Giants – Barnard 21 pass from Danowski (Cuff kick)
- G. B. – Hinkle 1 run (Engebretsen kick)
- G. B. – Engebretsen 15 field goal
- Giants – Soar 23 pass from Danowski (Cuff kick)

**1939 PACKERS 27, GIANTS 0**

**NFL Championship**  
Dec. 10 at State Fair Park

In cold, windy Milwaukee, Green Bay exacted revenge for previous year's title game defeat... Packers pulled away in third quarter on TD pass from Cecil Isbell to Joe Laws... Giants held to 7 first downs, 149 yards... Coach Steven Owen missed game to attend mother's funeral.

<b>GIANTS</b> (9-2-1)	0	0	0	0	0
<b>Green Bay</b> (10-2)	7	0	10	10	27

- G. B. – Gantenbein 7 pass from Herber (Engebretsen kick)
- G. B. – Engebretsen 23 field goal
- G. B. – Laws 31 pass from Isbell (Engebretsen kick)
- G. B. – Smith 42 field goal
- G. B. – Janowski 1 run (Smith kick)

**1941 BEARS 37, GIANTS 9**

**NFL Championship**  
Dec. 21 at Wrigley Field

Chicago successfully followed up 73-0 trouncing of Washington in previous year's title tilt... Game played two weeks after bombing of Pearl Harbor. Ward Cuff FG tied score at 9-9 early in third quarter... Then Norm Standlee ran for two TDs to start Bears rout.

<b>GIANTS</b> (8-4)	6	0	3	0	9
<b>Chicago</b> (11-1)	3	6	14	14	37

- Chicago – Snyder 14 field goal
- Giants – Franck 31 pass from Leemans (kick blocked)
- Chicago – Snyder 39 field goal
- Chicago – Snyder 37 field goal
- Giants – Cuff 16 field goal
- Chicago – Standlee 2 run (Snyder kick)
- Chicago – Standlee 7 run (Maniaci kick)
- Chicago – McAfee 5 run (Artoe kick)
- Chicago – Kavanaugh 42 fumble return (McLean kick)

**1943 WASHINGTON 28, GIANTS 0**

**Eastern Division Playoff**  
Dec. 19 at Polo Grounds

Giants stunned Washington in last two weeks of regular season, 14-10 and 31-7 to force playoff... Washington' Andy Farkas ran for 3 touchdowns... And QB Sammy Baugh, contained previous two weeks, completed 16 of 21... Giant offense could manage only 112 yards.

<b>Washington</b> (7-3-1)	0	14	0	14	28
<b>GIANTS</b> (6-4-1)	0	0	0	0	0

- Wash. – Farkas 2 run (Masterson kick)
- Wash. – Farkas 2 run (Masterson kick)
- Wash. – Farkas 1 run (Masterson kick)
- Wash. – Lapka 11 pass from Baugh (Masterson kick)

**1944 PACKERS 14, GIANTS 7**

**NFL Championship**  
Dec. 17 at Polo Grounds

Green Bay FB Ted Fritsch scored pair of second period TDs... Giants got on board early in final quarter on Ward Cuff plunge... Giant QB Arnie Herber, former Packer called out of retirement for season, was intercepted at GB-20 in final minutes.

<b>Green Bay</b> (9-2)	0	14	0	0	14
<b>GIANTS</b> (8-2-1)	0	0	0	7	7

- G. B. – Fritsch 1 run (Hutson kick)
- G. B. – Fritsch 26 pass from Comp (Hutson kick)
- Giants – Cuff 1 run (Strong kick)



**1946 BEARS 24, GIANTS 14**

NFL Championship  
Dec. 15 at Polo Grounds

Betting scandal hit Giants stars Frankie Filchock and Merle Hapes day before game... Filchock, allowed to play, threw pair of third-quarter TDs despite broken nose, to even score at 14-14... But he also threw 6 INTs... Chicago QB Sid Luckman ran for go-ahead TD.

Chicago (9-2-1)	14	0	0	10	24
GIANTS (7-4-1)	7	0	7	0	14

Chicago – Kavanaugh 21 pass Norm Luckma (Maznicki kick)  
Chicago – Magnani 19 interception return (Maznicki kick)  
Giants – Liebel 38 pass from Filchock (Strong kick)  
Giants – Filipowicz 5 pass from Filchock (Strong kick)  
Chicago – Luckman 19 run (Maznicki kick)  
Chicago – Maznicki 26 field goal

**1950 BROWNS 8, GIANTS 3**

American Conference Playoff  
Dec. 17 at Cleveland Stadium

Giants beat Cleveland, new to NFL from AAFC, twice in first five games, 6-0 and 17-3... Game played in 10° with minus wind-chill on rock-hard field... Defensive struggle was won by second Lou Groza FG with 58 seconds left in fourth quarter to snap 3-3 tie.

GIANTS (10-3)	0	0	0	3	3
Cleveland (11-2)	3	0	0	5	8

Cleve. – Groza 11 field goal  
Giants – Clay 20 field goal  
Cleve. – Groza 28 field goal  
Cleve. – Safety: Willis tackled Conerly in end zone

**1956 GIANTS 47, BEARS 7**

NFL Championship  
Dec. 30 at Yankee Stadium

**NFL CHAMPIONS**

Following "Sneakers Game" script, Giants came out in basketball shoes and iced Chicago... Mel Triplett opened scoring... Two Ben Agajanian FGs and two Alex Webster-TD pops helped Giants to 34-7 halftime lead... Charlie Conerly closed rout with pair of scoring passes.

Chicago (9-3-1)	0	7	0	0	7
GIANTS (9-3-1)	13	21	6	7	47

Giants – Triplett 17 run (Agajanian kick)  
Giants – Agajanian 17 field goal  
Giants – Agajanian 43 field goal  
Giants – Webster 3 run (Agajanian kick)  
Chicago – Casares 9 run (Blanda kick)  
Giants – Webster 1 run (Agajanian kick)  
Giants – Moore blocked punt rec. in end zone (Agajanian kick)  
Giants – Rote 9 pass from Conerly (kick failed)  
Giants – Gifford 14 pass from Conerly (Agajanian kick)

**1958 GIANTS 10, BROWNS 0**

Eastern Conference Playoff  
Dec. 21 at Yankee Stadium

Giants beat Cleveland twice in regular season, second time on final day, 13-10, on Pat Summerall FG in the snow... In playoff, Giants scored lone TD on Frank Gifford to Charlie Conerly lateral... Defense, meanwhile, held Jim Brown to career-low 8 yards on 7 carries.

Cleveland (9-4)	0	0	0	0	0
GIANTS (10-3)	7	3	0	0	10

Giants – Conerly 10 lateral from Gifford after 8 run (Summerall kick)  
Giants – Summerall 26 field goal


**1958 COLTS 23, GIANTS 17**

NFL Championship  
Dec. 28 at Yankee Stadium

"The Greatest Game Ever Played."... Giants led 17-14 early in fourth period on Charlie Conerly TD pass to Frank Gifford... Baltimore's Steve Myhra tied it on FG with just 7 seconds in regulation... Then Alan Ameche won it on 1-yard run at 8:15 of sudden death.

Baltimore (10-3)	0	14	0	3	6	23
GIANTS (10-4)	3	0	7	7	0	17

Giants – Summerall 36 field goal  
Balt. – Ameche 2 run (Myhra kick)  
Balt. – Berry 15 pass from Unitas (Myhra kick)  
Giants – Triplett 1 run (Summerall kick)  
Giants – Gifford 15 pass from Conerly (Summerall kick)  
Balt. – Myhra 20 field goal  
Balt. – Ameche 1 run (no kick)



**1959 COLTS 31, GIANTS 16**

NFL Championship  
Dec. 27 at Memorial Stadium

Three Pat Summerall FGs gave Giants 9-7 edge heading into fourth quarter... Then Baltimore dashed hopes of the 1958 fantastic finish with 24 straight points... Johnny Unitas ran for one TD and passed for two... Giants' Bob Schnelker caught 9 passes for 175 yards.

GIANTS (10-3)	3	3	3	7	16
Baltimore (10-3)	7	0	0	24	31

Balt. – Moore 59 pass from Unitas (Myhra kick)  
Giants – Summerall 23 field goal  
Giants – Summerall 37 field goal  
Giants – Summerall 22 field goal  
Balt. – Unitas 4 run (Myhra kick)  
Balt. – Richardson 12 pass from Unitas (Myhra kick)  
Balt. – Sample 42 interception return (Myhra kick)  
Balt. – Myhra 25 field goal  
Giants – Schnelker 32 pass from Conerly (Summerall kick)

**1961 PACKERS 37, GIANTS 0**

NFL Championship  
Dec. 31 at City Stadium

Brutal Green Bay cold contributed to Kyle Rote's dropping of two sure TDs in first half... Packers capitalized with 24 second-period points... QB Bart Starr threw three TD passes, two to Ron Kramer... Paul Hornung, on leave from Army duty scored 19 points.

GIANTS (10-4-1)	0	0	0	0	0
Green Bay (12-3)	0	24	10	3	37

G. B. – Hornung 6 run (Hornung kick)  
G. B. – Dowler 13 pass from Starr (Hornung kick)  
G. B. – Kramer 14 pass from Starr (Hornung kick)  
G. B. – Hornung 17 field goal  
G. B. – Hornung 22 field goal  
G. B. – Kramer 13 pass from Starr (Hornung kick)  
G. B. – Hornung 19 field goal

**1962 PACKERS 16, GIANTS 7**

NFL Championship  
Dec. 30 at Yankee Stadium

Giants' Erich Barnes blocked Max McGee end zone punt and rookie Jim Collier recovered for TD... That cut Green Bay's third-quarter lead to 10-7... But Jerry Kramer's second and third FGs, stern defense and icy winds helped Pack hold off Giants.

Green Bay (14-1)	3	7	3	3	16
GIANTS (12-3)	0	0	7	0	7

G. B. – Kramer 26 field goal  
G. B. – Taylor 7 run (Kramer kick)  
Giants – Collier blocked punt recovery in end zone (Chandler kick)  
G. B. – Kramer 29 field goal  
G. B. – Kramer 30 field goal



1956 Championship Game ticket and ring



## 1963 BEARS 14, GIANTS 10

NFL Championship  
Dec. 29 at Wrigley Field

Bitter cold was again the rule... Y.A. Tittle's TD toss to Frank Gifford and Don Chandler FG gave Giants 10-7 halftime lead... But Tittle's wrenched knee led to 5 interceptions... One INT set up Chicago QB Bily Wade's second TD sneak in third quarter.

GIANTS (11-4)	7	3	0	0	10
Chicago (12-1-2)	7	0	7	0	14

Giants – Gifford 14 pass from Tittle (Chandler kick)  
Chicago – Wade 2 run (Jencks kick)  
Giants – Chandler 13 field goal  
Chicago – Wade 1 run (Jencks kick)

## 1981 GIANTS 27, EAGLES 21

NFC Wild Card Game  
Dec. 27 at Veterans Stadium

Giants made most of first post-season appearance in 18 years... Three Scott Brunner TD passes and Mark Haynes end-zone recovery of fumbled kickoff opened 27-7 lead by halftime... Rob Carpenter helped Giants control ball rest of way with 161 rushing yards.

GIANTS (10-7)	20	7	0	0	27
Philadelphia (10-7)	0	7	7	7	21

Giants – Bright 9 pass from Brunner (kick failed)  
Giants – Mistler 10 pass from Brunner (Danelo kick)  
Giants – Haynes fumble recovery in end zone (Danelo kick)  
Phila. – Carmichael 15 pass from Jaworski (Franklin kick)  
Giants – Mullady 22 pass from Brunner (Danelo kick)  
Phila. – Montgomery 6 run (Franklin kick)  
Phila. – Montgomery 1 run (Franklin kick)

## 1981 49ERS 38, GIANTS 24

NFC Divisional Playoff Game  
Jan. 3, 1982 at Candlestick Park

Joe Montana (304 yards) passed 49ers to 24-10 halftime lead... Giants cut it to 24-17 on second of three Scott Brunner TD tosses, to Johnny Perkins... 49ers answered with TDs by Bill Ring (after Gary Jeter unsportmanlike-conduct penalty) and Ronnie Lott (with INT).

GIANTS (10-8)	7	3	7	7	24
San Francisco (14-3)	7	17	0	14	38

S. F. – Young 8 pass from Montana (Wersching kick)  
Giants – Gray 72 pass from Brunner (Danelo kick)  
S. F. – Wersching 22 field goal  
S. F. – Solomon 58 pass from Montana (Wersching kick)  
S. F. – Patton 25 run (Wersching kick)  
Giants – Danelo 48 field goal  
Giants – Perkins 59 pass from Brunner (Danelo kick)  
S. F. – Ring 3 run (Wersching kick)  
S. F. – Lott 20 interception return (Wersching kick)  
Giants – Perkins 17 pass from Brunner (Danelo kick)

## 1984 GIANTS 16, RAMS 13

NFC Wild Card Game  
Dec. 23 at Anaheim Stadium

Conservative offense, big-play defense led to second Giant wild card triumph in four years... Rob Carpenter ran for TD and Ali Haji-Sheikh booted 3 FGs... Leonard Marshall, Terry Kinard made key second-half tackles... Phil Simms completed 22 of 31 for 179 yards.

GIANTS (10-7)	10	0	6	0	16
L. A. Rams (10-7)	0	3	7	3	13

Giants – Haji-Sheikh 37 field goal  
Giants – Carpenter 1 run (Haji-Sheikh kick)  
L. A. Rams – Lansford 38 field goal  
Giants – Haji-Sheikh 39 field goal  
L. A. Rams – Dickerson 14 run (Lansford kick)  
Giants – Haji-Sheikh 36 field goal  
L. A. Rams – Lansford 22 field goal



AP Photo/Lan Hoang/Shing

## 1984 49ERS 21, GIANTS 10

NFC Divisional Playoff Game  
Dec. 29 at Candlestick Park

Giants' playoff road again ended in San Francisco... Joe Montana passed for three first-half TDs, two in first 7 minutes for 14-0 lead... Harry Carson INT-return TD and Ali Haji-Sheikh FG cut it to 14-10... But Giants could get no closer.

GIANTS (10-8)	0	10	0	0	10
San Francisco (16-1)	14	7	0	0	21

S. F. – Clark 21 pass from Montana (Wersching kick)  
S. F. – Francis 9 pass from Montana (Wersching kick)  
Giants – Haji-Sheikh 46 field goal  
Giants – Carson 14 interception return (Haji-Sheikh kick)  
S. F. – Solomon 29 pass from Montana (Wersching kick)



(AP Photo)

Rob Carpenter holds the record for most rushing attempts in a Giants postseason game with 33 (Dec. 27, 1981).

## 1985 GIANTS 17, 49ERS 3

NFC Wild Card Game  
Dec. 29 at Giants Stadium

Giants' first postseason home game since 1962, and first ever at Giants Stadium... They took lead they never lost on Eric Schubert FG... Phil Simms fired TDs to TE's Mark Bavaro, Don Hasselbeck... Joe Morris rushed for 141 yards... Jim Burt sacked Joe Montana twice.

San Francisco (10-7)	0	3	0	0	3
GIANTS (11-6)	3	7	7	0	17

Giants – Schubert 47 field goal  
Giants – Bavaro 18 pass from Simms (Schubert kick)  
S. F. – Wersching 21 field goal  
Giants – Hasselbeck 3 pass from Simms (Schubert kick)

## 1985 BEARS 21, GIANTS 0

NFC Divisional Playoff Game  
Jan. 5, 1986 at Soldier Field

Giants blanked by frigid Lake Michigan wind and Bears' 46 Defense... Gust blew ball from Sean Landeta's hand near goal line in first quarter, with Shaun Gayle running punt in for opening score... Giants managed only 32 yards on ground, 181 total.

GIANTS (11-7)	0	0	0	0	0
Chicago (16-1)	7	0	14	0	21

Chicago – Gayle 5 punt return (Butler kick)  
Chicago – McKinnon 23 pass from McMahon (Butler kick)  
Chicago – McKinnon 20 pass from McMahon (Butler kick)

## 1986 GIANTS 49, 49ERS 3

NFC Divisional Playoff Game  
Jan. 4, 1987 at Giants Stadium

Shocking romp over Niners began with Phil Simms-to-Mark Bavaro TD pass... Jim Burt blasted Joe Montana unconscious, but not before Frisco QB threw INT that Lawrence Taylor ran in for 28-3 lead at half... Joe Morris rushed for 159 yards, 2 TDs... Simms completed just 9 passes, but 4 for scores.

San Francisco (10-6-1)	3	0	0	0	3
GIANTS (15-2)	7	21	21	0	49

Giants – Bavaro 24 pass from Simms (Allegre kick)  
S. F. – Wersching 26 field goal  
Giants – Morris 45 run (Allegre kick)  
Giants – Johnson 15 pass from Simms (Allegre kick)  
Giants – Taylor 34 interception return (Allegre kick)  
Giants – McConkey 28 pass from Simms (Allegre kick)  
Giants – Mowatt 29 pass from Simms (Allegre kick)  
Giants – Morris 2 run (Allegre kick)



**1986 GIANTS 17, WASHINGTON 0**

NFC Championship  
Jan. 11, 1987 at Giants Stadium

Giants won toss and, in face of 25-mph winds, chose to defend goal... That was game's most important call... TDs by Lionel Manuel and Joe Morris and Raul Allegre FG produced 17-0 halftime lead... Defense took control in second half and in the middle of paper blizzard, Giants gained a berth in their first Super Bowl.

Washington (14-5)	0	0	0	0	0
GIANTS (16-2)	10	7	0	0	17

Giants – Allegre 47 field goal  
Giants – Manuel 11 pass from Simms (Allegre kick)  
Giants – Morris 1 run (Allegre kick)

**1986 GIANTS 39, BRONCOS 20**

Super Bowl XXI  
Jan. 25, 1987 at Rose Bowl  
**WORLD CHAMPIONS**

Giants trailed by only 10-9 at half, thanks to their D... Broncos had first-and-goal at Giant 1 but couldn't score... Then George Martin sacked QB John Elway for safety... Offense roared to life with 30-point second half... MVP Phil Simms completed 22 of 25 for 268 yards, 3 TDs, 0 INTs.

Denver (13-6)	10	0	0	10	20
GIANTS (17-2)	7	2	17	13	39

Denver – Karlis 48 field goal  
Giants – Mowatt 6 pass from Simms (Allegre kick)  
Denver – Elway 4 run (Karlis kick)  
Giants – Safety: Martin tackles Elway in end zone  
Giants – Bavaro 13 pass from Simms (Allegre kick)  
Giants – Allegre 21 field goal  
Giants – Morris 1 run (Allegre kick)  
Giants – McConkey 5 pass from Simms (Allegre kick)  
Denver – Karlis 28 field goal  
Denver – Anderson 2 run (kick failed)  
Denver – Johnson 47 pass from Elway (Karlis kick)



Jim Turner/New York Football Giants

**1989 RAMS 19, GIANTS 13 (OT)**

NFC Divisional Playoff Game  
Jan. 7, 1990 at Giants Stadium

Giants dominated first half with 6-0 edge, then yielded last-second TD after costly interception... Regained lead at 13-7, only to have Rams knot it and send it into OT. Borderline pass interference call in overtime led to winning Rams' TD.

L. A. Rams (13-5)	0	7	0	6	6	19
GIANTS (12-5)	6	0	7	0	0	13

Giants – Allegre 35 field goal  
Giants – Allegre 41 field goal  
L. A. Rams – Anderson 20 pass from Everett (Lansford kick)  
Giants – O. Anderson. 2 run (Allegre kick)  
L. A. Rams – Lansford 31 field goal  
L. A. Rams – Lansford 22 field goal  
L. A. Rams – Anderson 30 pass from Everett (kick failed)

**1990 GIANTS 31, BEARS 3**

NFC Divisional Playoff Game  
Jan. 13, 1991 at Giants Stadium

After jumping to an early 10-0 lead, the Giants' defense did a strangulation job on the Bears' vaunted rushing attack, limiting the visitors to just 27 total rushing yards and zero first downs... Jeff Hostetler hit on just 10 pass completions for 112 yards, but two went for TDs and he scored another on a 3-yard run in his first-ever playoff action... Giants also had a pair of interceptions by Mark Collins and Everson Walls to complete the rout.

Chicago (12-6)	0	3	0	0	3
GIANTS (14-3)	10	7	7	7	31

Giants – Bahr 46 field goal  
Giants – Baker 21 pass from Hostetler (Bahr kick)  
Chicago – Butler 33 field goal  
Giants – Cross 5 pass from Hostetler (Bahr kick)  
Giants – Hostetler 3 run (Bahr kick)  
Giants – Carthon 1 run (Bahr kick)

**1990 GIANTS 15, 49ERS 13**

NFC Championship  
Jan. 20, 1991 at Candlestick Park

One of the most exciting championship games in Giants history as the Big Blue blunted the Niners quest for a third straight Super Bowl on Matt Bahr's 42-yard FG at the gun... Key plays included Erik Howard's jarring tackle on Roger Craig which produced a fumble, recovered by Lawrence Taylor with just 2:36 left to play, and a 30-yard run on a fake punt by LB Gary Reasons that set up a FG to close the gap to 13-12 midway through the final period... Bahr booted an NFC championship record five FGs in the fray and DE Leonard Marshall won Defensive Player of the Week honors with four tackles, two QB sacks and two forced fumbles, with one of the sacks a hellacious hit on Joe Montana that knocked him out of the game with multiple injuries.

GIANTS (15-3)	3	3	3	6	15
San Francisco (15-3)	3	3	7	0	13

S. F. – Cofer 47 field goal  
Giants – Bahr 28 field goal  
Giants – Bahr 42 field goal  
S. F. – Cofer 35 field goal  
S. F. – Taylor 61 pass from Montana (Cofer kick)  
Giants – Bahr 46 field goal  
Giants – Bahr 38 field goal  
Giants – Bahr 42 field goal

**1990 GIANTS 20, BILLS 19**

Super Bowl XXV  
Jan. 27, 1991 at Tampa Stadium



**WORLD CHAMPIONS**

As if the Giants' NFC title win over the 49ers was not exciting enough, this Super Bowl championship win over the Bills was every bit as thrilling and, in fact, has been called the best Super Bowl game ever... Gutsy Giants bounced back from a 12-3 deficit to take a 17-12 lead after a Super Bowl record 9:29 drive in the third period, gave up a go-ahead Bills' TD, and then won it when Matt Bahr drilled a 21-yard FG late in the game and when his counterpart, Scott Norwood of the Bills, misfired on a 47-yard attempt with four seconds left... Ottis Anderson rushed for 102 yards and won the MVP Award as the Giants also set an all-time Super Bowl record with 40:33 possession time.



Jim Turner/New York Football Giants

Buffalo (15-4)	3	9	0	7	19
GIANTS (16-3)	3	7	7	3	20

Giants – Bahr 28 field goal  
Buffalo – Norwood 23 field goal  
Buffalo – Smith 1 yard run (Norwood kick)  
Buffalo – B. Smith safety (tackled Hostetler in end zone)  
Giants – Baker 14 pass from Hostetler (Bahr kick)  
Giants – Anderson, 1 run (Bahr kick)  
Buffalo – Thomas, 31 run (Norwood kick)  
Giants – Bahr 21 field goal



Jim Turner/New York Football Giants



1986 Super Bowl ring



1990 Super Bowl ring

## 1993 GIANTS 17, VIKINGS 10

NFC Wild Card Game  
Jan. 9, 1994 at Giants Stadium



It was Giants football Dan Reeves' style, as the Giants won the toss and elected to defend the east goal, taking the wind (17 mph at kickoff) in the first quarter. The Giants scored on their first possession, a PK David Treadwell 26-yard FG, but the Vikings took a 10-3 halftime lead on a Jim McMahon-to-Cris Carter 40-yard TD pass and a PK Fuad Reveiz 36-yard FG. Giants RB Rodney Hampton exploded in the third quarter, scoring on runs of 51 and 2 yards. Hampton finished the day with 161 yards on 33 carries to tie the team postseason marks in each category. The Giants defense did not allow Minnesota to run a single play inside the Giants 20-yard line all day.

Minnesota (9-8)	0	10	0	0	10
<b>GIANTS</b> (12-5)	3	0	14	0	17
Giants - Treadwell 26 field goal					
Vikings - C.Carter 40 pass from McMahon (Reveiz kick)					
Vikings - Reveiz 52 field goal					
Giants - Hampton 51 run (Treadwell kick)					
Giants - Hampton 2 run (Treadwell kick)					

## 1993 49ers 44, GIANTS 3

NFC Divisional Playoff Game  
Jan. 15, 1994 at Candlestick Park



The 49ers ended the Giants' season in dominant fashion as SF scored on its first three possessions for a 16-0 lead. The Giants only score of the day came on a PK David Treadwell 25-yard FG in the second quarter, but the Giants trailed at the half, 23-3. After allowing just seven rushing TDs the entire regular season, the Giants defense watched SF RB Ricky Watters set an NFL postseason single-game record as he scored five rushing TDs. Watters rushed for 118 yards on 24 carries, while Giants RB Rodney Hampton rushed for just 12 yards. The game marked the end of Giants LB Lawrence Taylor's 13-year career as he announced his retirement following the game. The 44 points were the most ever allowed by the Giants in a postseason game.

GIANTS (12-6)	0	3	0	0	3
San Francisco (11-6)	9	14	14	7	44
49ers - Watters 1 run (kick no good)					
49ers - Cofer 29 field goal					
49ers - Watters 1 run (Cofer kick)					
49ers - Watters 2 run (Cofer kick)					
Giants - Treadwell 25 field goal					
49ers - Watters 6 run (Cofer kick)					
49ers - Watters 2 run (Cofer kick)					
49ers - Logan 2 run (Cofer kick)					

## 1997 VIKINGS 23, GIANTS 22

NFC Wild Card Game  
Dec. 27, 1997 at Giants Stadium



In a stunning collapse, the Giants watched a nine-point lead evaporate in the final two minutes of the game as the season ended in a 23-22 loss to Minnesota. The Giants were in front, 22-13, at the two-minute warning, but the Vikings were at the Giants 49-yard line following a 26-yard punt by P Brad Maynard. Vikings QB Randall Cunningham completed a 19-yard pass to WR Cris Carter to get the Vikings to the Giants 30-yard line with 1:38 left to play, and then he completed a 30-yard touchdown pass to WR Jake Reed to close the gap to 22-20. Minnesota executed an onside kick on the ensuing kickoff that bounced off WR Chris Calloway and into the hands of Minnesota WR Chris Walsh at the Vikings 39. Faced with a third-and-four situation, Cunningham fired a slant pass to Carter, who turned the play into a 21-yard gain to the Giants 34-yard line. A pass interference call gave the Vikings a first down at the Giants 21 with 50 seconds left. Vikings RB Robert Smith ran up the middle for 16 yards to the Giants five to set up PK Eddie Murray's game-winning 24-yard field goal with 10 seconds remaining for a 23-22 Vikings lead.

Minnesota (10-7)	0	3	7	13	23
<b>GIANTS</b> (10-6-1)	6	13	0	3	22
Giants - Daluiso 43 field goal					
Giants - Daluiso 22 field goal					
Giants - Pierce 2 pass from Kanell (Daluiso kick)					
Giants - Daluiso 41 field goal					
Vikings - Murray 26 field goal					
Giants - Daluiso 51 field goal					
Vikings - Hoard 4 run (Murray kick)					
Vikings - Murray 26 field goal					
Giants - Daluiso 22 field goal					
Vikings - Reed 30 pass from R.Cunningham (Murray kick)					
Vikings - Murray 24 field goal					

## 2000 GIANTS 20, EAGLES 10

NFC Divisional Playoff Game  
Jan. 7, 2001 at Giants Stadium

The Giants won their ninth consecutive game against Philadelphia without scoring an offensive touchdown, thanks to a dominant defensive performance. Rookie Ron Dixon gave the Giants an instant lead when he returned the opening kickoff 97 yards for a touchdown. The Giants increased their lead to 10-0 on Brad Daluiso's 37-yard field goal on the first play of the second period. Jason Sehorn made it 17-0 when he scored on a spectacular 32-yard interception return in which he fell to the ground while tipping the ball in the air, then jumped up and grabbed the ball before racing to the end zone. Daluiso later added a 25-yard field goal. The Giants defense held Philadelphia to 186 total yards (46 on the ground) and 11 first downs.

Philadelphia (12-6)	0	3	0	7	10
<b>GIANTS</b> (13-4)	7	10	0	3	20
Giants - Dixon 97 kickoff return (Daluiso kick)					
Giants - Daluiso 37 field goal					
Giants - Sehorn 32 interception return (Daluiso kick)					
Eagles - Akers 28 field goal					
Giants - Daluiso 25 field goal					
Eagles - Small 10 pass from McNabb (Akers kick)					

## 2000 GIANTS 41, VIKINGS 0

NFC Championship Game  
Jan. 14, 2001 at Giants Stadium



In one of the most dominant performances ever in a championship game, the Giants raced to a 34-0 halftime lead and crushed the Vikings to advance to their first Super Bowl in 10 years. The Giants rolled up 518 total yards and 31 first downs, while the defense limited Minnesota's heralded attack to 114 yards and nine first downs. Quarterback Kerry Collins played the finest game of his career, completing 28 of 39 passes for 381 yards and five touchdowns. Ike Hilliard caught 10 passes for 155 yards and two scores. Collins' 46-yard pass to Hilliard gave the Giants a 7-0 lead just four plays into the game. After the Giants recovered a Minnesota fumble on the ensuing kickoff, Collins hit Greg Comella for another score and a 14-0 lead. In the second period, Joe Jurevicius and Hilliard caught touchdown passes and Brad Daluiso kicked a pair of field goals. Amani Toomer closed out the scoring with a 7-yard touchdown reception. The Giants held the ball for the final 12:53.

Minnesota (12-6)	0	0	0	0	0
<b>GIANTS</b> (14-4)	14	20	7	0	41
Giants - Hilliard 46 pass from Collins (Daluiso kick)					
Giants - Comella 18 pass from Collins (Daluiso kick)					
Giants - Daluiso 21 field goal					
Giants - Jurevicius 8 yd. pass from Collins (Daluiso kick)					
Giants - Daluiso 22 field goal					
Giants - Hilliard 7 yd. pass from Collins (Daluiso kick)					
Giants - Toomer 7 yd. pass from Collins (Daluiso kick)					



Jim Turner/New York Football Giants



Jim Turner/New York Football Giants



**2000 RAVENS 34, GIANTS 7**


Super Bowl XXXV  
Jan. 28, 2001  
at Raymond James Stadium



For the first time in three Super Bowl appearances the Giants came up flat and lost to the Ravens. The Giants could not get untracked against Baltimore's highly-rated defense, gaining only 152 yards (66 on the ground) and picking up 11 first downs (2 rushing). Quarterback Kerry Collins struggled, completing only 15 of 39 passes for 112 yards and four interceptions. Brad Maynard punted a Super Bowl-record 11 times for a 38.4-yard average. The Giants defense played well, limiting the Ravens to 244 yards and 13 first downs. Baltimore took a 7-0 lead in the first period on a 38-yard pass from Trent Dilfer to Brandon Stokley. Matt Stover added a 47-yard field goal in the second period for a 10-0 halftime lead. The Ravens advantage grew to 17-0 when Duane Starks intercepted a Collins pass and returned it 49 yards for a touchdown early in the third period. The Giants responded with their only touchdown of the day, on Ron Dixon's 97-yard kickoff return. But Baltimore immediately scored on the next kickoff, as Jermaine Lewis returned it 84 yards for a score and a 31-7 lead. Jamal Lewis, who rushed for 102 yards, scored on a 3-yard run and Stover kicked a 34-yard field goal in the fourth period.

Baltimore (16-4)	7	3	14	10	34
GIANTS (14-5)	0	0	7	0	7

Ravens - Stokley 38 pass from Dilfer (Stover kick)  
Ravens - Stover 47 field goal  
Ravens - Starks 49 interception return (Stover kick)  
Giants - Dixon 97 kickoff return (Daluiso kick)  
Ravens - Je. Lewis 84 kickoff return (Stover kick)  
Ravens - Ja. Lewis 3 run (Stover kick)  
Ravens - Stover 34 field goal



Ron Dixon provided the only Giants points in Super Bowl XXXV with his 97-yard kickoff return.

Jim Turner/New York Football Giants

**2002 49ERS 39, GIANTS 38**

NFC Wild Card Game  
Jan. 5, 2003 at Candlestick Park

The Giants' season ended with a shocking and heartbreaking defeat as they wasted a 38-14 third-quarter lead and fell to the 49ers. Four touchdown passes by Kerry Collins — three to Amani Toomer and one to Jeremy Shockey — a touchdown run by Tiki Barber and Matt Bryant's field goal gave the Giants what seemed to be a commanding 24-point lead with 4:27 left in the third quarter. But the 49ers mounted a quick and complete comeback. Terrell Owens caught a 26-yard touchdown pass from Jeff Garcia, who then ran 14 yards for another score. Jeff Chandler's 25-yard field goal pulled San Francisco to within 38-33. With 1:00 remaining, Garcia threw a 13-yard touchdown pass to Tai Streets. The 2-point conversion attempt failed, but the Niners had a 1-point lead. The Giants had a chance to pull the game out. After Delvin Joyce's 32-yard kickoff return, the Giants drove from their own 48-yard line to the San Francisco 23. Matt Bryant lined up for what could have been the game-winning 41-yard field goal. But Trey Junkin's snap was low and wide. Holder Matt Allen took off and threw a desperation pass toward Rich Seubert, a guard who was an eligible receiver on the play. Seubert was interfered with by Chike Okefor, but the officials did not throw a flag and the game ended as a huge disappointment for the Giants.

GIANTS (10-6)	7	21	10	0	38
San Francisco (10-6)	7	7	8	17	39

49ers - T.Owens 76 pass from J.Garcia (J.Chandler kick)  
Giants - Toomer 12 pass from Collins (M.Bryant kick)  
Giants - J.Shockey 2 pass from K.Collins (M.Bryant kick)  
49ers - K.Barlow 1 run (J.Chandler kick)  
Giants - A.Toomer 8 pass from K.Collins (M.Bryant kick)  
Giants - A.Toomer 24 yd. pass from K.Collins (M.Bryant kick)  
Giants - T.Barber 6 run (M.Bryant kick)  
Giants - M.Bryant 21 field goal  
49ers - T.Owens 26 pass from J.Garcia (J.Garcia-T.Owens pass)  
49ers - J.Garcia 14 run (J.Garcia-T.Owens pass)  
49ers - J.Chandler 25 field goal  
49ers - T.Streets 13 pass from J.Garcia (pass failed)

**2006 EAGLES 23, GIANTS 20**

NFC Wild Card Game  
Jan. 7, 2007 at Lincoln Financial Field

David Akers' 38-yard field goal as time expired sent the Giants to a second Wild Card game defeat in as many seasons, 23-20, to the Eagles in Philadelphia. The Giants overcame a 10-point fourth-quarter deficit to tie the score, but couldn't prevent the Eagles from driving 46 yards in the final 5:04 for the game-winning score. Tiki Barber rushed for 137 yards in his final NFL game, Eli Manning completed 16 of 27 passes for 161 yards and Plaxico Burress had two touchdown receptions. The Giants also got a pair of field goals from Jay Feely. The Eagles scored on a 49-yard touchdown run by Brian Westbrook, Jeff Garcia's 28-yard touchdown pass to Donte Stallworth and three Akers field goals. Akers' 48-yard field goal — the longest in Philadelphia postseason history — increased the Eagles' advantage to 20-10 with 2:37 remaining in the third quarter. Feely's 24-yard field goal pulled the Giants to within 20-13 just 10 seconds into

**2005 PANTHERS 23, GIANTS 0**

NFC Wild Card Game  
Jan. 8, 2006 at Giants Stadium

The Giants lost a playoff game in Giants Stadium for just the third time when they fell to the Carolina Panthers, 23-0. Carolina dominated the game, holding big advantages in offensive plays (71-35), time of possession (42:45-17:15), first downs (23-9), total yards (335-132) and rushing yards (223-41). The Giants hurt themselves with five turnovers, including three Eli Manning interceptions on consecutive possessions in the second half (two by Marlon McCree and one by Ken Lucas). Manning also fumbled late in the game. The Giants converted just one of seven third-down opportunities. Steve Smith caught a touchdown pass and ran in for another score and John Kasay kicked three field goals for the Panthers. DeShaun Foster rushed for 151 yards on 27 carries, a 5.6-yard average that was reflective of the Giants' tackling difficulties throughout the game. Jake Delhomme completed 15 of 22 passes for 140 yards. Smith had 10 of those receptions. For the Giants, Tiki Barber rushed for 41 yards, or 75 yards less than his regular season average. Manning completed 10 of 18 passes for 113 yards and was sacked four times. Jeremy Shockey, Amani Toomer and Barber had three catches apiece. Smith scored the game's first points on a 22-yard touchdown reception. Later in the second quarter, a Carolina punt bounced off Gibril Wilson's leg and was recovered by the Panthers, setting up Kasay's 21-yard field goal. Smith scored on a 12-yard reverse immediately following Manning's first interception and Kasay added two fourth-quarter field goals.

Carolina (11-5)	0	10	7	6	23
GIANTS (10-6)	0	0	0	0	0

Panthers - S.Smith 22 pass from J.Delhomme (J.Kasay kick)  
Panthers - J.Kasay 31 Field Goal (4-2, 0:58)  
Panthers - S.Smith 12 yd. run (J.Kasay kick)  
Panthers - J.Kasay 45 Field Goal  
Panthers - J.Kasay 18 yd. Field Goal

the fourth quarter. They tied the game at 20-20 when Eli Manning found Burress in the end zone for an 11-yard touchdown pass with 5:04 remaining. Burress' second touchdown capped a 13-play, 80-yard drive in the rain that took 7:09 to complete. The Giants needed a stop so they could get the ball back and try to win a game. But they never owed the ball again. Westbrook's 13-yard run gave Philly a first down on the Giants' 19-yard line with 1:48 remaining. From there, the Eagles bled the clock until they called timeout with three seconds left. Akers then booted the game-winner.

GIANTS (8-8)	7	3	0	10	20
Philadelphia (10-6)	0	17	3	3	23

Giants - P. Burress 17 yd. pass from E.Manning (J.Feely kick)  
Eagles - B.Westbrook 49 yd. run (D.Akers kick)  
Eagles - D.Akers 19 yd. Field Goal  
Giants - J.Feely 20 yd. Field Goal  
Eagles - D.Stallworth 28 yd. pass from J.Garcia (D.Akers kick)  
Eagles - D.Akers 48 yd. Field Goal  
Giants - J.Feely 24 yd. Field Goal  
Giants - P. Burress 11 yd. pass from E.Manning (J.Feely kick)  
Eagles - D.Akers 38 yd. Field Goal

## 2007 GIANTS 24, BUCCANEERS 14

NFC Wild Card Game

Jan. 6, 2008 at Raymond James Stadium



Before the Giants opened postseason play in an NFC Wild Card Game at Tampa Bay, Tom Coughlin had a simple message for his players: "Let's keep playing." So they did. Carrying their season-long road success into the playoffs, the Giants prevailed, 24-14, over the NFC South champion Buccaneers. They broke a four-game postseason losing streak that began in Super Bowl XXXV — in Raymond James Stadium, the home of the Bucs. The Giants also won their first playoff road game since the 1990 NFC Championship Game in San Francisco. They defeated Bucs quarterback Jeff Garcia, who had beaten them in the playoffs with the 49ers in 2002 and Philadelphia in 2006. Brandon Jacobs scored two touchdowns for the Giants, one on a five-yard reception, the other on an eight-yard run. Jacobs became the first Giants player in history with a rushing and receiving touchdown in the same postseason game. Amani Toomer caught a touchdown pass and Lawrence Tynes kicked a 25-yard field goal for the Giants. Eli Manning completed 20 of 27 passes for 185 yards, the two touchdowns and no interceptions as the Giants won a postseason game for the first time with him taking the snaps. The Giants entered the game with a minus-nine turnover differential, or minus-24 relative to the Bucs' plus-15. Yet they had three takeaways to none for the Bucs. The first, a fumble recovery by Corey Webster on the second-half kickoff, led to Tynes' field goal. The second, a Webster interception in the end zone, likely denied the Bucs points. The third, a pick by R.W. McQuarters with 1:53 remaining, sealed the deal. The Giants played without center Shaun O'Hara (knee) and cornerback Sam Madison (abdominal). But Grey Ruegamer and Webster filled in superbly (the corner holding Joey Galloway to one nine-yard reception). They were among a large cast of key contributors. Toomer had a game-high seven catches for 74 yards. Rookie Ahmad Bradshaw came off the bench to rush for a game-high 66 yards. Michael Strahan had a career postseason high of nine tackles (eight solo). Gerris Wilkinson, who started for Kawika Mitchell (knee) had seven tackles (five solo). Tank Daniels had two special teams tackles and forced the fumble that Webster recovered. Zak DeOssie also had two special teams tackles. The offensive line allowed only one sack. Tampa Bay took an early lead on Earnest Graham's one-yard run, but Jacobs' two touchdowns gave the Giants a 14-7 halftime advantage. The first score successfully concluded an eight-play, 53-yard drive that took 4:04 to complete. Manning completed five passes for 49 yards in the series. Toomer accounted for 40 yards on three catches. On their next series, the Giants drove 65 yards in seven plays. The biggest play of the series was Manning's 21-yard pass to Steve Smith on third-and-two. Tynes' field goal and Toomer's touchdown midway through the fourth quarter extended the Giants' lead to 24-7 before Tampa Bay added a late score. Toomer scored at the end of a 15-play, 92-yard drive that featured 38 yards rushing by Bradshaw and three Toomer receptions for 27 yards.

<b>GIANTS</b> (11-6)	0	14	3	7	24
<b>Buccaneers</b> (10-6)	7	0	0	7	14

Buccaneers-E.Graham 1 yd. run (M.Bryant kick)  
 Giants-B.Jacobs 5 yd. pass from E.Manning (L.Tynes kick)  
 Giants-B.Jacobs 8 yd. run (L.Tynes kick)  
 Giants-L.Tynes 25 yd. Field Goal  
 Giants-A.Toomer 4 yd. pass from E.Manning (L.Tynes kick)  
 Buccaneers-A.Smith 6yd. pass from J.Garcia (M.Bryant kick)

## 2007 GIANTS 21, COWBOYS 17

NFC Divisional Playoff Game

Jan. 13, 2008 at Texas Stadium



The Giants avenged their only road defeat of the season, a 45-35 opening-night loss, with a 21-17 victory over the top-seeded Dallas Cowboys in an NFC Divisional Playoff Game in Texas Stadium. The Cowboys had defeated the Giants twice in the regular season. The Giants became the first team to beat the NFC's No. 1 seed in the divisional round since the current postseason format (six teams from each conference) was adopted in 1990. Amani Toomer scored a pair of touchdowns on receptions of 52 and four yards from Eli Manning. Brandon Jacobs' one-yard touchdown run with 13:29 remaining provided the Giants with the game-winning points. But the victory was not assured until R.W. McQuarters intercepted Tony Romo's pass for Terry Glenn in the end zone with nine seconds remaining. It was the game's only takeaway. Manning had a career-high 132.4 passer rating after completing 12 of 18 passes for 163 yards, the two scores to Toomer and no interceptions. The Giants played with a severely depleted secondary. Sam Madison (stomach) and Kevin Dockery (hip flexor) were inactive. A third cornerback, Aaron Ross, left the game for good in the third quarter with a shoulder injury. That left Corey Webster, McQuarters and Geoffrey Pope — who spent the entire regular season on the practice squad before joining on the active roster on Dec. 31 — as the only healthy corners. All played extensively in the second half. The secondary, aided by a relentless second-half pass rush, stayed strong throughout the game. The Cowboys scored on Tony Romo's five-yard touchdown pass to Terrell Owens and Marion Barber's one-yard run in the second quarter and Nick Folk's 34-yard field goal in the third. Romo completed 18 of 36 passes for 201 yards and his 64.7 rating was less than half of Manning's. Toomer turned a short Manning pass into a 52-yard touchdown on the Giants' fifth offensive play. After Dallas took a 14-7 lead, Manning led the Giants on a 71-yard drive in the final minute of the half that ended with a four-yard scoring pass to Toomer and a 14-14 halftime tie. Folk gave the Cowboys a 17-14 lead before Jacobs' touchdown on the third play of the fourth quarter gave the Giants the lead for good. But the Cowboys had one last chance when they took possession at the Giants' 48-yard line with 1:50 remaining. Dallas soon faced second-and-11 at the 23. Two incomplete passes left them staring at a fourth down with the seasons of both teams hanging in the balance. Owens was double covered, so Romo threw to the center of the end zone for Terry Glenn. But McQuarters stepped up and picked off the pass, sending the Giants to the NFC Championship Game.

<b>GIANTS</b> (12-6)	7	7	0	7	21
<b>Cowboys</b> (13-3)	0	14	3	0	17

Giants-A.Toomer 52 yd. pass from E.Manning (L.Tynes kick)  
 Cowboys-T.Owens 5 yd. pass from T.Romo (N.Folk kick)  
 Cowboys-M.Barber 1 yd. run (N.Folk kick)  
 Giants-A.Toomer 4 yd. pass from E.Manning (L.Tynes kick)  
 Cowboys-N.Folk 34 yd. Field Goal  
 Giants-B.Jacobs 1 yd. run (L.Tynes kick)

## 2007 GIANTS 23, PACKERS 20 (OT)

NFC Championship

Jan. 20, 2008 at Lambeau Field (72,740)



The coldest game in Giants history was also one of the most memorable and satisfying the franchise has ever played. The Giants overcame the elements — and the Packers — to defeat Green Bay in overtime, 23-20, in the NFC Championship Game in frigid Lambeau Field. Lawrence Tynes provided the game-winning points when he kicked a 47-yard field goal with 2:35 elapsed in overtime. Tynes had missed his previous two attempts, including one on the final play of regulation. It was the first time in the history of Lambeau that a visiting player had kicked a field goal of more than 40 yards in a postseason game. The score was set up by Corey Webster's interception on the second play of overtime. The temperature at game time was minus-one degree with winds of 12 miles-an-hour — a numbing wind chill of minus-23. In terms of temperature alone, this was the third-coldest NFL game on record. At the famed Ice Bowl between the Packers and Dallas Cowboys in Lambeau on Dec. 31, 1967, it was 13 below zero at kickoff. In the 1981 Chargers-Bengals AFC Championship Game in Cincinnati, it was nine below. Brandon Jacobs (one-yard run) and Ahmad Bradshaw (four-yard run) scored touchdowns and Tynes added a 29-yard field goal for the Giants. Eli Manning set career postseason highs with 40 passes, 21 completions and 251 yards. Plaxico Burress established a franchise postseason record with 11 catches, for 151 yards. The old mark of 10 was set by Ike Hilliard in the 2000 NFC Championship Game victory over Minnesota. Defensively, the Giants held Green Bay to 28 rushing yards, forced Favre into two late interceptions and limited the Packers to one successful third down conversion on 10 tries. The Giants dominated the game statistically, outgaining Green Bay (380-264), rolling up 11 more first downs (24-13) and owning the ball for 40:01 to just 22:34 for the Packers. The Packers scored on Driver's 90-yard catch-and-run and Favre's 12-yard touchdown pass to Donald Lee, plus field goals by rookie Mason Crosby of 36 and 37 yards. Crosby's second field goal, with 11:46 remaining in the fourth quarter, tied the score at 20-20. The Giants had a chance to prevent the score when R.W. McQuarters intercepted a Favre pass at the eight-yard line. But McQuarters was hit by Ryan Grant and fumbled and the ball bounced right to Packers tackle Mark Tauscher, who plucked it out of the air at the 19. It was the Giants' first turnover of the postseason... In overtime, Favre threw a pass to Driver, but Webster stepped up and picked off the ball, returning it nine yards to the Green Bay 34-yard line. Ahmad Bradshaw gained five yards on two runs before Manning's pass for Steve Smith fell incomplete. Tynes then sent the Giants to the Super Bowl with one of the biggest field goals in franchise history.

<b>GIANTS</b> (13-6)	3	3	14	0	3	23
<b>Packers</b> (13-3)	0	7	10	3	0	20

Giants-L.Tynes 29 yd. Field Goal  
 Giants-L.Tynes 37 yd. Field Goal  
 Packers-D.Driver 90 yd. pass from B.Favre (M.Crosby kick)  
 Packers-M.Crosby 36 yd. Field Goal  
 Giants-B.Jacobs 1 yd. run (L.Tynes kick)  
 Packers-D.Lee 12 yd. pass from B.Favre (M.Crosby kick)  
 Giants-A.Bradshaw 4 yd. run (L.Tynes kick)  
 Packers-M.Crosby 37 yd. Field Goal  
 Giants-L.Tynes 47 yd. Field Goal (OT)



Plaxico Burress had a record-setting day in the NFC Championship Game in the Giants' 23-20 overtime victory.



**2007 GIANTS 17, PATRIOTS 14**

Super Bowl XLII, Feb. 3, 2008  
at University of Phoenix Stadium  
(71,101)



**WORLD CHAMPIONS**

Super Bowl XLII had a perfect ending, but the unexpected twist was that it belonged to the Giants. Eli Manning engineered a fourth quarter comeback drive for the ages and concluded perhaps the greatest postseason run in NFL history as the underdog Giants upset the previously undefeated New England Patriots, 17-14, in Super Bowl XLII in University of Phoenix Stadium in Glendale, Ariz. The Giants won their third championship of the Super Bowl era – the first in 17 years - and seventh overall in what will surely be remembered as one of the most exciting title games in NFL history. It was the first of 42 Super Bowls in which the lead changed hands three times in the fourth quarter. Plaxico Burress scored the game-winning points with only 35 seconds remaining on a 13-yard pass from Manning. The score concluded a 12-play, 83-yard drive that commenced immediately after New England had taken a 14-10 lead with less than three minutes remaining. Manning, voted the game's most valuable player, completed 19 of 34 passes for 255 yards, two touchdowns and an interception, which deflected off Steve Smith's hands. David Tyree scored the Giants' first touchdown and made an unbelievable catch on the game-winning drive. Ahmad Bradshaw and Brandon Jacobs combined for 87 rushing yards. Amani Toomer caught six passes for 84 yards and Smith added five for 50 yards. Lawrence Tynes kicked a 32-yard field goal, which ultimately proved to be the deciding points. The Giants' defense was magnificent. New England averaged almost 37 points a game in the regular season. The Giants held them to 14. The Patriots averaged 411.3 yards a game, but totaled only 274 in the Super Bowl. The Patriots rushed for only 45 yards and did not have a run longer than nine yards. Tom Brady was sacked five times. Brady's six-yard touchdown pass to Randy Moss gave the Pats a 14-10 lead with just 2:42 remaining. Cornerback Corey Webster slipped on the play and New England reached the end zone at the end of a 12-play, 80-yard drive. Manning responded by completing five of nine passes for 77 yards on the game-winning drive. The one everyone will long remember came on a third-and-five from the Giants' 44. Manning, seemingly about to be sacked, escaped, steadied himself and fired a pass down the middle of the field for Tyree, who was closely covered by safety Rodney Harrison. Both players jumped for the ball, which somehow landed on top of Tyree's helmet. But the receiver wrestled the ball away from Harrison for what may well be the greatest catch in Super Bowl history. The 32-yard gain gave

the Giants a first down at the New England 24. Three players later, Smith picked up a huge first down and Manning followed with the game-winning throw to Burress.

<b>GIANTS</b> (14-6)	3	0	0	14	17
<b>Patriots</b> (18-0)	0	7	0	7	14
Giants-L.Tynes 32 yd. Field Goal					
Patriots-L.Maroney 1 yd. run (S.Gostkowski kick)					
Giants-D.Tyree 5 yd. pass from E.Manning (L.Tynes kick)					
Patriots-R.Moss 6 yd. pass from T.Brady (S.Gostkowski kick)					
Giants-P.Burress 13 yd. pass from E.Manning (L.Tynes kick)					



Super Bowl XLII will forever be remembered for Manning's escape and Tyree's 38-yard catch.

**2008 EAGLES 23, GIANTS 11**

NFC Divisional Playoff Game  
January 11, 2009 at Giants Stadium



The Giants picked a bad day to have a bad day and saw their championship reign come to an end in a 23-11 home loss to the Philadelphia Eagles. The Giants lost just two home games in the 2008 season - both to Philadelphia. They outgained the Eagles, 307-276, including 138-59 on the ground, but were doomed by an inability to take advantage of opportunities in close. The Giants advanced as far as Philadelphia's 17-yard line three times - and had a first down on the 11 on their initial possession - but settled for field goals each time. The Giants converted only three of 13 third down opportunities. Their last five possessions ended, in order, with a missed field goal, twice on downs, an interception and a fumble. The Giants scored on John Carney field goals of 22, 34 and 36 yards and a safety when Donovan McNabb was penalized for intentional grounding in the end zone. Carney also missed field goal attempts of 46 and 47 yards. Philadelphia got a one-yard touchdown run from McNabb, a one-yard scoring pass to tight end Brent Celek and David Akers field goals of 25, 35 yards and 20 yards. Brian Westbrook was held to 36 rushing yards and 10 receiving yards (on two catches).

<b>Eagles</b> (9-6-1)	7	3	3	10	23
<b>Giants</b> (12-4)	3	5	3	0	11

- Eagles-J.Carney 22 yd. Field Goal
- Eagles-D.McNabb 1 yd. run (D.Akers kick)
- Giants-Penalty on D.McNabb enforced in end zone for a Safety
- Giants-J.Carney 34 yd. Field Goal
- Eagles-D.Akers 25 yd. Field Goal
- Giants-J.Carney 36 yd. Field Goal
- Eagles-D.Akers 35 yd. Field Goal
- Eagles-B.Celek 1 yd. pass from D.McNabb (D.Akers kick)
- Eagles-D.Akers 20 yd. Field Goal



Ahmad Bradshaw opened the game with a 65-yard kickoff return.

**2011 GIANTS 24, FALCONS 2**

NFC Wild Card Playoff Game  
January 8, 2012 at MetLife Stadium



The Giants used a smothering defense and an opportunistic, big-play offense to rout the Falcons, 24-2, their first postseason victory since Super Bowl XLII and their first home playoff win since the 2000 NFC Championship Game triumph over Minnesota. Eli Manning threw three touchdown passes - four and 72 yards to Hakeem Nicks and 27 yards to Mario Manningham. The Giants also got a 22-yard field goal from Lawrence Tynes. Manning completed 23 of 32 passes for 277 yards. Brandon Jacobs ran for a career postseason high 92 yards and Ahmad Bradshaw added 63 as the Giants ran for 172 yards, 50 more than their previous high total in the 2011 season. The Giants' 442 net yards was their third-highest total in a postseason game. The defense was even more dominant. The unit did not allow a point - the Falcons' only score was on a safety. Atlanta rushed for only 64 yards, including 41 on 15 carries by Michael Turner, who ran for 1,340 yards in the regular season. The Giants stopped the Falcons on 10 of 14 third down attempts and all three of their fourth-down conversion tries, including a pair of fourth-and-one quarterback sneaks by Matt Ryan.

<b>Falcons</b> (10-6)	0	2	0	0	2
<b>Giants</b> (9-7)	0	7	10	7	24
Falcons-Penalty on E. Manning enforced in end zone for a safety (Intentional Grounding)					
Giants-H. Nicks 4 yd. pass from E. Manning (L. Tynes kick)					
Giants-L. Tynes 22 yd. Field Goal					
Giants-H. Nicks 72 yd. pass from E. Manning (L. Tynes kick)					
Giants-M. Manningham 27 yd. pass from E. Manning (L. Tynes kick)					



Pierre-Paul and the Giants held ATL's offense scoreless

**2011 GIANTS 37, PACKERS 20**

**NFC Divisional Playoff Game**  
January 15, 2012 at Lambeau Field



For the second time in five seasons, the Giants traveled to Wisconsin in January and stunned a higher-seeded Green Bay Packers team. They rode a terrific defensive effort and three Eli Manning touchdown passes to defeat the top-seeded, 15-1, defending Super Bowl Champion Packers, 37-20, an NFC Divisional Playoff Game in Lambeau Field. It was the third time the Giants eliminated the defending Super Bowl champions from the playoffs. In 1985, they defeated the 49ers in an NFC Wild Card Game in Giants Stadium, 17-3 and five years later, they beat the Niners in San Francisco in the NFC Championship Game. The defense held a Packers team that had averaged 40.1 points at home to half its average and forced four turnovers. Manning completed 21 of 33 passes for a career postseason-high 330 yards and three touchdowns – 66 and 37 yards to Hakeem Nicks and four yards to Mario Manningham. The 37-yarder to Nicks was a Hail Mary on the final play of the second quarter. Brandon Jacobs scored on a 14-yard run and Lawrence Tynes kicked field goals of 31, 23 and 35 yards. The Packers scored on Aaron Rodgers touchdown passes of eight yards to fullback John Kuhn and 16 yards to wide receiver Donald Driver, plus Mason Crosby field goals of 47 and 35 yards.

<b>Giants</b> (10-7)	10	10	0	17	37
<b>Packers</b> (15-1)	3	7	3	7	20

- Giants-L. Tynes 31 yd. Field Goal
- Packers-M. Crosby 47 yd. Field Goal
- Giants-H. Nicks 66 yd. pass from E. Manning (L. Tynes kick)
- Packers-J. Kuhn 8 yd. pass from A. Rodgers (M. Crosby kick)
- Giants-L. Tynes 23 yd. Field Goal
- Giants-H. Nicks 37 yd. pass from E. Manning (L. Tynes kick)
- Packers-M. Crosby 35 yd. Field Goal
- Giants-L. Tynes 35 yd. Field Goal
- Giants-M. Manningham 4 yd. pass from E. Manning (L. Tynes kick)
- Packers-D. Driver 16 yd. pass from A. Rodgers (M. Crosby kick)
- Giants-B. Jacobs 14 yd. run (L. Tynes kick)



Hakeem Nicks scored on a Hail Mary pass right before the half.

AP Photo/Evan Finnes

**2011 GIANTS 20, 49ers 17 (OT)**

**NFC Championship Game**  
January 22, 2012 at Candlestick Park



The Giants again showed they know how to play exciting NFC championship games. More importantly, they know how to win them. Just as they did four years earlier, the Giants advanced to the Super Bowl with a thrilling overtime victory on the road in the conference title game. In rainy and windy Candlestick Park, Lawrence Tynes kicked a 31-yard field goal with 7:54 elapsed in the extra period to give the Giants a 20-17 victory over the San Francisco 49ers. The game-winning kick was set up by an overtime takeover when Devin Thomas recovered a Kyle Williams fumble on a punt return that was forced by Jacquian Williams. In the fourth quarter, Thomas had recovered a Kyle Williams fumble on a punt, setting up Eli Manning's 17-yard touchdown pass to Mario Manningham. The officials originally ruled that Williams didn't touch the ball and that Thomas had merely downed it. Tom Coughlin challenged the ruling and after review, referee changed the call to a fumble and a recovery. Manning threw for 316 yards and two touchdowns while setting Giants postseason records with 58 passes and 32 completions. The other touchdown was scored by Bear Pascoe, his first as a professional. Tynes kick another 31-yard field goal. Victor Cruz had 10 receptions for 142 yards, including eight for 125 in the first half. Ahmad Bradshaw totaled 126 yards from scrimmage, including 74 on the ground. Chase Blackburn had a team-high seven tackles (five solo). Jason Pierre-Paul had six tackles (five solo), a half-sack and deflected a pass. The 49ers scored on Alex Smith touchdown passes of 73 and 28 yards to tight end Vernon Davis and David Akers' 25-yard field goal.

<b>Giants</b> (11-7)	0	10	0	7	3	20
<b>49ers</b> (14-3)	7	0	7	3	0	17

- 49ers-V. Davis 73 yd. pass from Alex Smith (D. Akers kick)
- Giants-B. Pascoe 6 yd. pass from E. Manning (L. Tynes kick)
- Giants-L. Tynes 31 yd. Field Goal
- 49ers-V. Davis 28 yd. pass from Alex Smith (D. Akers kick)
- Giants-M. Manningham 17 yd. pass from E. Manning (L. Tynes kick)
- 49ers-D. Akers 25 yd. Field Goal
- Giants-L. Tynes 31 yd. Field Goal



Jacquian Williams' forced fumble and Devin Thomas' recovery put the Giants in field goal range in overtime.

AP Photo/C. Newman Loveman

**2011 GIANTS 21, PATRIOTS 17**

**Super Bowl XLVI**  
Feb. 5, 2012 at Lucas Oil Stadium



**WORLD CHAMPIONS**

History happily repeated itself for the Giants in Super Bowl XLVI. Ahmad Bradshaw's scored on a six-yard run with 57 seconds remaining in the game and the defense withstood one final assault from Tom Brady as the Giants defeated the Patriots, 21-17, in Lucas Oil Stadium. The Giants won their fourth Super Bowl and eighth championship in franchise history in a game that was eerily similar to their victory over the same opponent in Super Bowl XLII four years before. Eli Manning completed his first nine passes and 30 of 40 overall for 296 yards and a touchdown to win his second Pete Rozelle Trophy as the game's Most Valuable Player. He was at his best in the fourth quarter, when he hit 10 of 14 passes for 118 yard, including a pinpoint 38-yarder to Mario Manningham to start the game-winning 88-yard, nine-play masterpiece that was completed in 2:49. In addition to Bradshaw's touchdown, the Giants scored on Manning's two-yard touchdown pass to Victor Cruz, Lawrence Tynes field goals of 38 and 33 yards and a safety when Brady was penalized for intentional grounding in the end zone. New England's points came on Brady touchdown passes of four yards to Danny Woodhead and 12 yards to Aaron Hernandez and Steve Gostkowski's 29-yard field goal.

- Giants** (11-7) 9 0 6 6 21
- Patriots** (14-3) 0 10 7 0 17
- Giants-Penalty on T. Brady enforced in end zone for a Safety
- Giants-V. Cruz 2 yd. pass from E. Manning (L. Tynes kick)
- Patriots-S. Gostkowski 29 yd. Field Goal
- Patriots-D. Woodhead 4 yd. pass from T. Brady (S. Gostkowski kick)
- Patriots-A. Hernandez 12 yd. pass from T. Brady (S. Gostkowski kick)
- Giants-L. Tynes 38 yd. Field Goal
- Giants-L. Tynes 33 yd. Field Goal
- Giants-A. Bradshaw 6 yd. run (run failed)



2011 Super Bowl ring

AP Photo/Marcio Jose Sanchez



Mario Manningham makes a 38-yard catch on the Giants' winning drive.



**2016 PACKERS 38, GIANTS 13**

NFC Wild Card Playoff Game  
January 8, 2017 at Lambeau Field



Playing their first postseason game since their dramatic Super Bowl XLVI victory against New England five years earlier, the Giants lost to the Green Bay Packers, 38-13, in an NFC Wild Card Game in Lambeau Field. None of the Giants' five losses in the 2016 regular season were by more than 14 points. Despite being sack five times, Green Bay quarterback Aaron Rodgers threw for 362 yards, and became the first Giants opponent to throw four touchdown passes in a playoff game. Randall Cobb scored on three of them, another record, including one on a Hail Mary on the final play of the first half. Davante Adams caught Rodgers' other touchdown pass. Aaron Ripkowski scored on a one-yard run and Mason Crosby kicked a 32-yard field goal for Green Bay's other points. The Giants took an early 6-0 lead on Robbie Gould field goals of 26 and 40 yards. Their only other score was Eli Manning's 41-yard touchdown pass, which pulled the Giants to within 14-13 in the third quarter. But the Packers scored the game's final 24 points.

**Giants** (11-5) 3 3 7 0 13  
**Packers** (10-6) 0 10 14 14 38  
 Giants-R.Gould 26 yd. Field Goal  
 Giants-Gould 40 yd. Field Goal  
 Packers-D.Adams 5 yd. pass from A.Rodgers (M.Crosby kick)  
 Packers-R.Cobb 42 yd. pass from A.Rodgers (M.Crosby kick)  
 Giants-T.King 41 yd. pass from E.Manning (R.Gould kick)  
 Packers-R.Cobb 30 yd. pass from A.Rodgers (M.Crosby kick)  
 Packers-M.Crosby 32 yd. Field Goal  
 Packers-R.Cobb 16 yd. pass from A.Rodgers (M.Crosby kick)  
 Packers-A.Ripkowski 1 yd. run (M.Crosby kick)



Tavarres King scored on a 41-yard pass from Eli Manning.

**2022 GIANTS 31, VIKINGS 24**

NFC Wild Card Game  
January 15, 2023 at U.S. Bank Stadium



In their first playoff appearance since 2016, the Giants earned their first postseason victory since beating New England in Super Bowl XLVI. Saquon Barkley's second touchdown, on a 2-yard run with 7:47 remaining, were the deciding points in the Giants' 31-24 Giants NFC Wild Card victory against Minnesota in U.S. Bank Stadium. In his postseason debut, quarterback Daniel Jones threw for 301 yards and two touchdowns without an interception. He smashed the Giants' postseason record for rushing yards by a quarterback, with a team-high 78. Barkley added 53 yards, scored the team's first touchdown on a 28-yard run, and contributed 5 receptions for 56 yards. Isaiah Hodgins caught 8 passes for 105 yards, including a 14-yard touchdown that gave the Giants a 14-7 lead. Rookie tight end Daniel Bellinger caught Jones' second touchdown pass. Safety Xavier McKinney led the defense with 8 tackles.

**Giants** (9-7-1) 14 3 7 7 31  
**Vikings** (13-4) 7 7 7 3 24  
 Vikings-K.Cousins 1 yd. run (G. Joseph kick)  
 Giants-S.Barkley 28 yd. run (G.Gano kick)  
 Giants-I.Hodgins 14 yd. pass from D.Jones (G.Gano kick)  
 Giants-G.Gano 25 yd. Field Goal  
 Vikings-K.Osborn 9 yd. pass from K.Cousins (G. Joseph kick)  
 Giants-D.Bellinger 9 yd. pass from D.Jones (G.Gano kick)  
 Vikings-I.Smith 3 yd. pass from K.Cousins (G. Joseph kick)  
 Vikings-G.Joseph 38 yd. Field Goal  
 Giants-S.Barkley 2 yd. run (G.Gano kick)

**2022 EAGLES 38, GIANTS 7**

NFC Divisional Playoff Game  
January 21, 2023 at Lincoln Financial Field



The top-seeded Eagles scored touchdowns on four of their first five possessions, led by 28 points at halftime and cruised to a 38-7 thrashing of the sixth-seeded Giants in an NFC Divisional Playoff Game in Lincoln Financial Field. Philadelphia literally dominated from start to finish. They took the opening kickoff and cruised down the field to score just 4:54 into the game. And they scored their final points with 1:51 remaining in the fourth quarter. Most of the 53 minutes in-between were more of the same as the Eagles became the first team ever to beat the Giants three times in a season. The Eagles rushed for 268 yards, the highest total ever allowed by the Giants in a postseason game. The Giants were outgained by 189 yards (416-227). Philadelphia had twice as many first downs (26-13), 10 third-down conversions and committed no turnovers. Quarterback Jalen Hurts threw touchdown passes and ran for another score. Matt Breida scored the Giants' only points, on an 8-yard touchdown run in the third quarter.

**Giants** (9-7-1) 0 0 7 0 7  
**Eagles** (14-3) 14 14 0 10 38  
 Eagles-D.Goedert 16 yd. pass from J.Hurts (J.Elliott kick)  
 Eagles-D.Smith 9 yd. pass from J.Hurts (J.Elliott kick)  
 Eagles-B.Scott 3 yd. run (J.Elliott kick)  
 Eagles-J.Hurts 5 yd. run (J.Elliott kick)  
 Giants-M.Breida 8 yd. run (G.Gano kick)  
 Eagles-J.Elliott 30 yd. Field Goal  
 Eagles-K.Gainwell 35 yd. run (J.Elliott kick)



Head Coach Brian Daboll and Quarterback Daniel Jones celebrate after the Giants beat the Vikings on 1/15/23 and win their first playoff game since defeating New England, 17-14, in Super Bowl XLVI.

## SERVICE

### MOST GAMES, CAREER

15	Lawrence Taylor
12	Eli Manning
11	Carl Banks
	Leonard Marshall
	Bart Oates
	Gary Reasons
	William Roberts
	Amani Toomer
	Perry Williams
	Brandon Jacobs
	David Diehl
	Kareem McKenzie
	Chris Snee
11	Chase Blackburn
	Phil Simms
	Michael Strahan
	Justin Tuck
	Osi Umenyiora
	Corey Webster
	Zak DeOssie

## SCORING

### MOST POINTS, CAREER

59	Lawrence Tynes
52	Amani Toomer
36	Brad Daluiso
	Ken Strong
30	Brandon Jacobs
	Matt Bahr
26	Raul Allegre

### MOST POINTS, GAME

18	Amani Toomer, at San Fran.	Jan. 5, 2003
17	Ken Strong, vs. Chi. Bears	Dec. 9, 1934
16	Brad Daluiso, vs. Minn.	Dec. 27, 1997

## TOUCHDOWNS

### MOST TOUCHDOWNS, CAREER

7	Amani Toomer
5	Brandon Jacobs
4	Joe Morris
	Ken Strong
	Hakeem Nicks
3	Plaxico Burress
	Ottis Anderson
	Mark Bavaro
	Frank Gifford

### MOST TOUCHDOWNS, GAME

3	Amani Toomer, at San Fran.	Jan. 5, 2003
2	Ken Strong, vs. Chicago	Dec. 9, 1943
	Alex Webster, vs. Chicago	Dec. 30, 1956
	Johnny Perkins, at San Fran.	Jan. 3, 1982
	Joe Morris, vs. San Francisco	Jan. 4, 1987
	Rodney Hampton, vs. Minn.	Jan. 9, 1994
	Ike Hilliard, vs. Minnesota	Jan. 14, 2001
	Amani Toomer, at Dallas	Jan. 13, 2008
	Hakeem Nicks, vs. Atlanta	Jan. 8, 2012
	Hakeem Nicks, at Green Bay	Jan. 15, 2012
	<b>Saquon Barkley, at Minnesota</b>	<b>Jan. 15, 2023</b>

## POINT AFTER TOUCHDOWNS

### MOST EXTRA POINT ATTEMPTS, CAREER

20	Lawrence Tynes
15	Raul Allegre
9	Brad Daluiso, Ken Strong
6	Matt Bahr, Joe Danelo

### MOST EXTRA POINT ATTEMPTS, GAME

7	Raul Allegre, vs. San Fran.	Jan. 4, 1987
6	Ben Agajanian, vs. Chicago	Dec. 30, 1956
5	Raul Allegre, vs. Denver	Jan. 25, 1987
	Brad Daluiso, vs. Minn.	Jan. 14, 2001
	Matt Bryant, at San Fran.	Jan. 5, 2003

### MOST EXTRA POINTS MADE, CAREER

20	Lawrence Tynes
14	Raul Allegre
9	Brad Daluiso, Ken Strong
6	Matt Bahr, Joe Danelo

### MOST EXTRA POINTS MADE, GAME

7	Raul Allegre, vs. San Fran.	Jan. 4, 1987
5	Ben Agajanian, vs. Chi.	Dec. 30, 1956
	Brad Daluiso, vs. Minnesota	Jan. 14, 2001
	Matt Bryant, at San Francisco	Jan. 5, 2003
4	Raul Allegre, vs. Denver	Jan. 25, 1987
	Matt Bahr, vs. Chicago	Jan. 13, 1991
	Lawrence Tynes, at Green Bay	Jan. 15, 2012
	<b>Graham Gano, at Minnesota</b>	<b>Jan. 15, 2023</b>

### MOST TWO-POINT CONVERSIONS

None

## FIELD GOALS

### MOST FIELD GOAL ATTEMPTS, CAREER

17	Lawrence Tynes
10	Brad Daluiso
9	Matt Bahr
5	Ward Cuff
	Ali Haji-Sheikh
	Eric Schubert
	Pat Summerall

### MOST FIELD GOAL ATTEMPTS, GAME

6	Matt Bahr, at San Francisco	Jan. 20, 1991
5	John Carney, vs. Philadelphia	Jan. 11, 2009
	Brad Daluiso, vs. Minnesota	Dec. 27, 1997
	Lawrence Tynes, at Green Bay	Jan. 20, 2008
4	Eric Schubert, vs. San Fran.	Dec. 29, 1985
	Lawrence Tynes, at Green Bay	Jan. 15, 2012

### MOST FIELD GOALS MADE, CAREER

13	Lawrence Tynes
9	Brad Daluiso
8	Matt Bahr
5	Pat Summerall

### MOST FIELD GOALS MADE, GAME

5	Matt Bahr, at San Francisco	Jan. 20, 1991
	Brad Daluiso, vs. Minn.	Dec. 27, 1997
3	Pat Summerall, at Baltimore	Dec. 27, 1959
	Ali Haji-Sheikh, at L.A.Rams	Dec. 23, 1984
	Lawrence Tynes, at Green Bay	Jan. 20, 2008
	John Carney, vs. Philadelphia	Jan. 11, 2009
	Lawrence Tynes, at Green Bay	Jan. 15, 2012
2	By many	

### HIGHEST FIELD GOAL PCT., CAREER (MIN.: 5 FGA)

1.000	Pat Summerall (5-5)
.900	Brad Daluiso (9-10)
.889	Matt Bahr (8-9)

### LONGEST FIELD GOAL

51	Brad Daluiso, vs. Minnesota	Dec. 27, 1997
48	Joe Danelo, at San Francisco	Jan. 3, 1982
47	Eric Schubert, vs. San Fran.	Dec. 29, 1985
	Raul Allegre, vs. Washington	Jan. 11, 1987
	Lawrence Tynes, at Green Bay	Jan. 20, 2008

## SAFETIES

### MOST SAFETIES

1	George Martin, vs. Denver	Jan. 25, 1987
	Team, vs. Philadelphia	Jan. 11, 2009

## RUSHING

### ATTEMPTS

### MOST RUSH ATTEMPTS, CAREER

140	Joe Morris
120	Brandon Jacobs
111	Ahmad Bradshaw
94	Tiki Barber
93	Ottis Anderson

### MOST RUSH ATTEMPTS, GAME

33	Rob Carpenter, at Phil.	Dec. 27, 1981
	Rodney Hampton, vs. Minn.	Jan. 9, 1994
29	Joe Morris, vs. Washington	Jan. 11, 1987
28	Joe Morris, vs. San Fran.	Dec. 29, 1985

## YARDS

### MOST RUSH YARDS, CAREER

553	Joe Morris
480	Ahmad Bradshaw
461	Brandon Jacobs
375	Ottis Anderson
338	Tiki Barber

## MOST RUSH YARDS, GAME

161	Rob Carpenter, at Phil.	Dec. 27, 1981
	Rodney Hampton, vs. Minn.	Jan. 9, 1994
159	Joe Morris, vs. San Francisco	Jan. 4, 1987
141	Joe Morris, vs. San Fran.	Dec. 29, 1985

## LONGEST RUSH

51	Rodney Hampton, vs. Minn.	Jan. 9, 1994
45	Joe Morris, vs. San Francisco	Jan. 4, 1987
42	Ken Strong, vs. Chicago	Dec. 9, 1934

## HIGHEST RUSH AVERAGE, CAREER (MIN.: 50 ATTEMPTS)

4.32	Ahmad Bradshaw (111-480)
4.03	Ottis Anderson (93-375)
3.95	Joe Morris (140-553)
3.88	Rodney Hampton (50-194)
3.84	Brandon Jacobs (120-461)

## HIGHEST RUSH AVERAGE, GAME (MIN.: 10 ATTEMPTS)

6.63	Joe Morris, vs. San Fran. (24-159)	Jan. 4, 1987
6.57	Brandon Jacobs vs. Atlanta (14-92)	Jan. 8, 2012
6.33	Choo Choo Roberts, at Clev. (12-76)	Dec. 17, 1950
5.75	Tiki Barber, vs. Minn. (12-69)	Jan. 14, 2001

## TOUCHDOWNS

### MOST RUSH TOUCHDOWNS, CAREER

4	Joe Morris
	Brandon Jacobs
3	Ottis Anderson
2	<b>Saquon Barkley</b>
	Ahmad Bradshaw
	Rodney Hampton
	Ken Strong
	Mel Triplett
	Alex Webster

### MOST RUSH TOUCHDOWNS, GAME

2	Ken Strong, vs. Chicago	Dec. 9, 1934
	Alex Webster, vs. Chicago	Dec. 30, 1956
	Joe Morris, vs. San Francisco	Jan. 4, 1987
	Rodney Hampton, vs. Minnesota	Jan. 9, 1994
	<b>Saquon Barkley, at Minnesota</b>	<b>Jan. 15, 2023</b>

## PASSING

### ATTEMPTS

### MOST PASS ATTEMPTS, CAREER

400	Eli Manning
279	Phil Simms
140	Kerry Collins
92	Charlie Conerly

### MOST PASS ATTEMPTS, GAME

58	Eli Manning, at San Fran.	Jan. 22, 2012
44	Eli Manning, at Green Bay	Jan. 8, 2017
	Phil Simms, at San Fran.	Dec. 29, 1984
43	Kerry Collins, at San Fran.	Jan. 5, 2003
41	Y.A. Tittle, vs. Green Bay	Dec. 30, 1962
40	Eli Manning, at Green Bay	Jan. 20, 2008
	Eli Manning, vs. New England	Feb. 5, 2012

### COMPLETIONS

### MOST PASS COMPLETIONS, CAREER

242	Eli Manning
157	Phil Simms
84	Kerry Collins
48	Charlie Conerly

### MOST PASS COMPLETIONS, GAME

32	Eli Manning, at San Fran.	Jan. 22, 2012
30	Eli Manning, vs. New England	Feb. 5, 2012
29	Kerry Collins, at San Fran.	Jan. 5, 2003
28	Kerry Collins, vs. Minn.	Jan. 14, 2001
25	Phil Simms, at San Fran.	Dec. 29, 1984

### HIGHEST COMPLETION PERCENTAGE, CAREER (MIN.: 50 ATTEMPTS)

<b>62.90</b>	<b>Daniel Jones (39-62)</b>
60.50	Eli Manning (242-400)
60.00	Kerry Collins (84-140)
59.21	Jeff Hostetler (45-76)
56.27	Phil Simms (157-279)

### HIGHEST COMPLETION PERCENTAGE, GAME (MIN.: 15 ATTEMPTS)

88.00	Phil Simms, vs. Denver (22-25)	Jan. 25, 1987
75.00	Eli Manning, vs. New England (40-40)	Feb. 5, 2012
74.07	Eli Manning, at Tampa (20-27)	Jan. 6, 2008
71.87	Eli Manning, vs. Atlanta (23-32)	Jan. 8, 2012
71.79	Kerry Collins, vs. Minn. (28-39)	Jan. 14, 2001

70.97 Phil Simms, at L.A. Rams (22-31)

Dec. 23, 1984

## YARDS

### MOST PASS YARDS, CAREER

2,815	Eli Manning
1,679	Phil Simms
960	Kerry Collins
785	Charlie Conerly

### MOST PASS YARDS, GAME

381	Kerry Collins, vs. Minn.	Jan. 14, 2001
342	Kerry Collins, at San Fran.	Jan. 5, 2003
330	Eli Manning, at Green Bay	Jan. 15, 2012
316	Eli Manning, at San Fran.	Jan. 22, 2012
299	Eli Manning, at Green Bay	Jan. 8, 2017
296	Eli Manning, vs. New England	Feb. 5, 2012

## TOUCHDOWNS

### MOST PASS TOUCHDOWNS, CAREER

18	Eli Manning
10	Phil Simms
9	Kerry Collins
8	Scott Brunner

### MOST PASS TOUCHDOWNS, GAME

5	Kerry Collins, vs. Minn.	Jan. 14, 2001
4	Phil Simms, vs. San Fran.	Jan. 4, 1987
	Kerry Collins, at San Fran.	Jan. 5, 2003
3	Scott Brunner, at Phil.	Dec. 27, 1981
	Scott Brunner, at San Fran.	Jan. 3, 1982
	Phil Simms, vs. Denver	Jan. 25, 1987
	Eli Manning, vs. Atlanta	Jan. 8, 2012
	Eli Manning, at Green Bay	Jan. 15, 2012

### LONGEST PASS COMPLETION

72	Scott Brunner, at San Fran.	Jan. 3, 1982
	Eli Manning, vs. Atlanta	Jan. 8, 2012
67	Charlie Conerly, vs. Chicago	Dec. 30, 1956
66	Eli Manning, at Green Bay	Jan. 15, 2012
62	Charlie Conerly, vs. Baltimore	Dec. 28, 1958

### HIGHEST PASS TD PCT., CAREER (MIN.: 50 ATTEMPTS)

11.76	Scott Brunner (6-51)
6.43	Kerry Collins (9-140)
4.50	Eli Manning (18-400)
4.35	Charlie Conerly (4-92)

## INTERCEPTIONS

### MOST PASSES HAD INTERCEPTED, CAREER

10	Y.A. Tittle
9	Eli Manning
8	Tuffy Leemans
7	Kerry Collins

### MOST PASSES HAD INTERCEPTED, GAME

6	Frank Filchock, vs. Chicago	Dec. 15, 1946
5	Y.A. Tittle, at Chicago	Dec. 29, 1963
4	Arnie Herber, vs. Green Bay	Dec. 17, 1944
	Y.A. Tittle, at Green Bay	Dec. 31, 1961
	Kerry Collins, vs. Baltimore	Jan. 28, 2001

### LOWEST PASS INT. PERCENTAGE, CAREER (MIN.: 50 ATTEMPTS)

0.00	Jeff Hostetler (0-76)
<b>1.61</b>	<b>Daniel Jones (1-62)</b>
2.15	Phil Simms (6-279)
2.30	Eli Manning (9-400)
4.35	Charlie Conerly (4-92)

## RECEIVING

### RECEPTIONS

### MOST RECEPTIONS, CAREER

55	Amani Toomer
30	Mark Bavaro
28	Hakeem Nicks
25	Rob Carpenter
24	Tiki Barber

### MOST RECEPTIONS, GAME

11	Plaxico Burress, at Green Bay	Jan. 20, 2008
10	Ike Hilliard, vs. Minnesota	Jan. 14, 2001
	Victor Cruz, at San Fran.	Jan. 22, 2012
	Hakeem Nicks, vs. New England	Feb. 12, 2012
9	Bob Schnelker, at Baltimore	Dec. 27, 1959
8	<b>Isaiah Hodgins, at Minnesota</b>	<b>Jan. 15, 2023</b>
	Amani Toomer, at San Fran.	Jan. 5, 2003

## YARDS

### MOST RECEIVING YARDS, CAREER

608	Amani Toomer
444	Hakeem Nicks
366	Mark Bavaro
310	Plaxico Burress
284	Bob Schnelker

### MOST RECEIVING YARDS, GAME

175	Bob Schnelker, at Baltimore	Dec. 27, 1959
165	Hakeem Nicks, at Green Bay	Jan. 15, 2012
155	Ike Hilliard, vs. Minnesota	Jan. 14, 2001
151	Plaxico Burress, at Green Bay	Jan. 20, 2008
142	Victor Cruz, at San Fran.	Jan. 22, 2012

### MOST YARDS PER RECEPTIONS, CAREER (MIN.: 15 RECEPTIONS)

15.9	Hakeem Nicks (28-444)
13.9	Frank Gifford (17-236)
13.8	Amani Toomer (44-608)
	Ike Hilliard (16-220)
13.5	Plaxico Burress (23-310)
12.8	Victor Cruz (21-269)

### MOST YARDS PER RECEPTION, GAME (MIN.: 3 RECEPTIONS)

39.33	Earnest Gray, at San Fran. (3-118)	Jan. 3, 1982
32.75	Frank Gifford, vs. Chicago (4-131)	Dec. 30, 1956
23.67	Frank Liebel, vs. Green Bay (3-71)	Dec. 17, 1944

### LONGEST RECEPTION

72	Earnest Gray, at San Fran.	Jan. 3, 1982
	Hakeem Nicks, vs. Atlanta	Jan. 8, 2012
67	Frank Gifford, vs. Chicago	Dec. 30, 1956
66	Hakeem Nicks, at Green Bay	Jan. 15, 2012
62	Kyle Rote, vs. Baltimore	Dec. 28, 1958

## TOUCHDOWNS

### MOST RECEIVING TOUCHDOWNS, CAREER

7	Amani Toomer
4	Hakeem Nicks
3	Plaxico Burress
	Mark Bavaro
	Frank Gifford
	Mario Manningham
2	6 tied

### MOST RECEIVING TOUCHDOWNS, GAME

3	Amani Toomer, at San Fran.	Jan. 5, 2003
2	Johnny Perkins, at San Fran.	Jan. 3, 1982
	Ike Hilliard, vs. Minnesota	Jan. 14, 2001
	Amani Toomer, at Dallas	Jan. 13, 2008
	Hakeem Nicks, vs. Atlanta	Jan. 8, 2012
	Hakeem Nicks, at Green Bay	Jan. 15, 2012
1	By many	

## INTERCEPTIONS

### MOST INTERCEPTIONS, CAREER

4	Jason Sehorn
3	R.W. McQuarters
	Lindon Crow
	Howie Livingston
	Gary Reasons
2	Corey Webster
	Mark Collins
	Ed Danowski

### MOST INTERCEPTIONS, GAME

2	Howie Livingston, vs. Chicago	Dec. 15, 1946
	Lindon Crow, vs. Cleveland	Dec. 21, 1958
	Gary Reasons, at San Fran.	Dec. 29, 1984

### MOST INTERCEPTION YARDS, CAREER

68	Jason Sehorn
48	Gary Reasons
37	Everson Walls

### MOST INTERCEPTION YARDS, GAME

37	Everson Walls, vs. Chicago	Jan. 13, 1991
36	Jason Sehorn, vs. Minnesota	Dec. 27, 1997
34t	Lawrence Taylor, vs. San Fran.	Jan. 4, 1987

### LONGEST INTERCEPTION RETURN

37	Everson Walls, vs. Chi.	Jan. 13, 1991
36	Jason Sehorn, vs. Minn.	Dec. 27, 1997
34t	Lawrence Taylor, vs. San Fran.	Jan. 4, 1987

### MOST INTERCEPTION TOUCHDOWNS

1	Harry Carson, at San Fran.	Dec. 29, 1984
	Lawrence Taylor, vs. San Fran.	Jan. 4, 1987

Jason Sehorn, vs. Phil.

Jan. 7, 2001

## PUNTING

### MOST PUNTS, CAREER

45	Sean Landeta
38	Don Chandler
31	Jeff Feagles
24	Brad Maynard
22	Steve Weatherford

### MOST PUNTS, GAME

12	Steve Weatherford, at San Fran.	Jan. 22, 2012
11	Ken Strong, at Chicago	Dec. 17, 1933
	Brad Maynard, vs. Baltimore	Jan. 28, 2001
10	Len Younce, vs. Green Bay	Dec. 17, 1944
9	Len Younce, vs. Washington	Dec. 19, 1943
	Sean Landeta, at Chicago	Jan. 5, 1986

### MOST PUNT YARDS, CAREER

1,832	Sean Landeta
1,664	Don Chandler
1,271	Jeff Feagles
999	Steve Weatherford
899	Brad Maynard

### MOST PUNT YARDS, GAME

557	Steve Weatherford, at San Fran.	Jan. 22, 2012
422	Brad Maynard, vs. Baltimore	Jan. 28, 2001
410	Len Younce, vs. Green Bay	Dec. 17, 1944
362	Len Younce, vs. Washington	Dec. 19, 1943

### HIGHEST PUNT AVERAGE, CAREER (MIN.: 15 PUNTS)

45.9	Steve Weatherford (22-999)
43.8	Don Chandler (38-1,664)
41.0	Jeff Feagles (31-1,271)
40.7	Sean Landeta (45-1,832)
40.6	Dave Jennings (18-730)

### HIGHEST PUNT AVERAGE, GAME (MIN.: 4 PUNTS)

47.8	Don Chandler, at Baltimore (6-287)	Dec. 27, 1959
47.0	Don Chandler, vs. Cleveland (7-329)	Dec. 21, 1958
46.4	Steve Weatherford, at San Fran. (12-557)	Jan. 22, 2012
45.8	Steve Weatherford, vs. Atlanta (4-183)	Jan. 8, 2012
45.7	Ken Strong, vs. Chi. Bears (6-274)	Dec. 9, 1934
	Don Chandler, vs. Baltimore (6-274)	Dec. 28, 1958

### LONGEST PUNT

76	Ed Danowski, at Detroit	Dec. 15, 1935
72	Charlie Conerly, at Clev.	Dec. 17, 1950
64	Don Chandler, vs. Cleveland	Dec. 21, 1958

## PUNT RETURNS

### MOST PUNT RETURNS, CAREER

19	Phil McConkey
14	R.W. McQuarters
12	Dave Meggett
9	Will Blackmon
8	Amani Toomer

### MOST PUNT RETURNS, GAME

7	Phil McConkey, vs. San Fran.	Jan. 4, 1987
5	Phil McConkey, vs. Wash.	Jan. 11, 1987
	Dave Meggett, at San Fran.	Jan. 20, 1991
	Amani Toomer, vs. Phil.	Jan. 7, 2001
	Will Blackmon, vs. Atlanta	Jan. 8, 2012
4	Leon Bright, at Philadelphia	Dec. 27, 1981
	Phil McConkey, vs. San Fran.	Dec. 29, 1985
	R.W. McQuarters, at Green Bay	Jan. 20, 2008

### MOST FAIR CATCHES, CAREER

7	Dave Meggett
6	Will Blackmon
5	R.W. McQuarters
3	Ike Hilliard
	Joe Morrison
2	Amani Toomer
	Tiki Barber
	Phil McConkey

### MOST FAIR CATCHES, GAME

3	Dave Meggett, vs. Buffalo	Jan. 27, 1991
	Dave Meggett, vs. Minnesota	Jan. 9, 1994
2	Joe Morrison, at Baltimore	Dec. 27, 1959
	Amani Toomer, vs. Minnesota	Dec. 27, 1997
	Tiki Barber, vs. Baltimore	Jan. 28, 2001
	R.W. McQuarters, at Tampa Bay	Jan. 6, 2008
	R.W. McQuarters, at Dallas	Jan. 13, 2008



Will Blackmon, at San Fran. Jan. 22, 2012  
 Will Blackmon, vs. New England Feb. 5, 2012

### MOST PUNT RETURN YARDS, CAREER

147 Phil McConkey  
 117 R.W. McQuarters  
 100 Dave Meggett  
 66 Ken Strong  
 64 Will Blackmon

### MOST PUNT RETURN YARDS, GAME

66 Ken Strong, vs. Chicago Dec. 9, 1934  
 57 Phil McConkey, vs. San Fran. Jan. 4, 1987  
 42 Dave Meggett, at San Fran. Jan. 20, 1991

### HIGHEST PUNT RETURN AVERAGE, CAREER (MIN.: 5 RETURNS)

8.4 R.W. McQuarters (14-117)  
 8.3 Dave Meggett (12-100)  
 7.8 Lionel Manuel (6-47)  
 7.7 Phil McConkey (19-147)  
 7.1 Leon Bright (7-50)  
 Will Blackmon (9-64)

### HIGHEST PUNT RETURN AVERAGE, GAME (MIN.: 3 RETURNS)

22.0 Ken Strong, vs. Chicago (3-66) Dec. 9, 1934  
 11.0 Ike Hilliard, vs. Baltimore (3-33) Jan. 28, 2001  
 Delvin Joyce, at San Fran. (3-33) Jan. 5, 2003  
 9.7 Aaron Ross, at San Fran. (3-29) Jan. 22, 2012  
 8.4 Dave Meggett, at San Fran. (5-42) Jan. 20, 1991

### LONGEST PUNT RETURN

42 Ken Strong, vs. Chicago Dec. 9, 1934  
 26 Harry Newman, at Chicago Dec. 17, 1933  
 25 Dave Brown, vs. Washington Dec. 19, 1943  
 Phil McConkey, vs. Denver Jan. 25, 1987  
 R.W. McQuarters, at Dallas Jan. 13, 2008

### MOST PUNT RETURN TOUCHDOWNS, CAREER

None

## KICKOFF RETURNS

### MOST KICKOFF RETURNS, CAREER

12 Domenik Hixon  
 10 Dave Meggett  
 8 Ron Dixon, Kenny Hill  
 7 Lee Rouson

### MOST KICKOFF RETURNS, GAME

6 Ahmad Bradshaw, vs. Phil. Jan. 11, 2009  
 Chad Morton, vs. Carolina Jan. 8, 2006  
 Ron Dixon, vs. Baltimore Jan. 28, 2001  
 5 Joel Wells, at Green Bay Dec. 31, 1961  
 Leon Bright, at San Francisco Jan. 3, 1982  
 Delvin Joyce, at San Fran. Jan. 5, 2003  
 Domenik Hixon, at Green Bay Jan. 20, 2008  
 4 Kenny Hill, at San Francisco Dec. 29, 1984  
 Dave Meggett, at San Fran. Jan. 15, 1994

### MOST KICKOFF RETURN YARDS, CAREER

290 Domenik Hixon  
 272 Ron Dixon  
 180 Ahmad Bradshaw  
 173 Kenny Hill  
 167 Dave Meggett

### MOST KICKOFF RETURN YARDS, GAME

180 Ahmad Bradshaw, vs. Philadelphia Jan. 11, 2009  
 153 Ron Dixon, vs. Baltimore Jan. 28, 2001  
**130 Gary Brightwell, at Philadelphia Jan. 21, 2023**  
 122 Chad Morton, vs. Carolina Jan. 8, 2006  
 121 R.W. McQuarters, at Green Bay Jan. 20, 2008

### HIGHEST KICKOFF RETURN AVERAGE, CAREER (MIN.: 5 RETURNS)

34.0 Ron Dixon (8-272)  
 30.0 Ahmad Bradshaw (6-180)  
**24.8 Gary Brightwell (6-149)**  
 24.2 Domenik Hixon (12-290)  
 23.6 Delvin Joyce (5-118)  
 Ken Strong (5-118)

### HIGHEST KICKOFF RETURN AVERAGE, GAME (MIN.: 3 RETURNS)

31.0 Domenik Hixon, at Dallas (3-91) Jan. 13, 2008  
 30.0 Ahmad Bradshaw, vs. Phil. (6-180) Jan. 11, 2009  
 27.3 Kenny Hill, at San Fran. (4-109) Dec. 29, 1984  
**26.0 Gary Brightwell, at Philadelphia (5-130) Jan. 21, 2023**  
 25.5 Ron Dixon, vs. Baltimore (6-153) Jan. 28, 2001

### LONGEST KICKOFF RETURN

97+ Ron Dixon, vs. Philadelphia Jan. 7, 2001  
 Ron Dixon, vs. Baltimore Jan. 28, 2001  
 65 Ahmad Bradshaw, vs. Philadelphia Jan. 11, 2009  
 53 Gene Filipksi, vs. Chicago Dec. 30, 1956  
 51 Kenny Hill, at San Francisco Dec. 29, 1984

### MOST KICKOFF RETURN TOUCHDOWNS, CAREER

2 Ron Dixon

### MOST KICKOFF RETURN TOUCHDOWNS, GAME

1 Ron Dixon, vs. Philadelphia Jan. 7, 2001  
 Ron Dixon, vs. Baltimore Jan. 28, 2001

## FUMBLES

### MOST FUMBLES, CAREER

6 Phil Simms  
 5 Eli Manning  
 Frank Gifford  
 Emlen Tunnell  
 3 Four tied

### MOST FUMBLES, GAME

1 10 times. Most recently: Maurice Carthon, vs. Wash. Jan. 11, 1987

### MOST FUMBLES RECOVERED, CAREER

3 Alex Webster  
 2 Frank Gifford  
 Kenny Hill  
 Don Maynard  
 Devin Thomas  
 1 By many

### MOST FUMBLES RECOVERED, GAME

1 Frank Gifford, vs. Cleveland Dec. 21, 1958  
 Devin Thomas, at San Fran. Jan. 22, 2012  
 2 By many

### MOST FUMBLES RECOVERED FOR TOUCHDOWN

1 Mark Haynes, at Philadelphia Dec. 27, 1981

### LONGEST FUMBLE RETURN

40 Chase Blackburn, at Green Bay Jan. 15, 2012  
 24 Alex Webster, vs. Baltimore Dec. 28, 1958  
 9 Antrel Rolle, at Green Bay Jan. 15, 2012  
 8 Jim Lee Howell, vs. Chicago Dec. 15, 1946

## SACKS

### MOST SACKS, CAREER

9.5 Michael Strahan  
 7.0 Leonard Marshall  
 6.5 Lawrence Taylor  
 5.5 Justin Tuck  
 Osi Umenyiora

### MOST SACKS, GAME

2.0 Lawrence Taylor, at San Fran. Dec. 29, 1984  
 Leonard Marshall, vs. Denver Jan. 25, 1987  
 Jim Burt, vs. San Francisco Dec. 29, 1985  
 Lawrence Taylor, vs. L.A. Rams Jan. 7, 1990  
 Leonard Marshall, at San Fran. Jan. 20, 1991  
 Keith Hamilton, vs. Minnesota Jan. 9, 1994  
 Michael Strahan, vs. Phil. Jan. 7, 2001  
 Michael Strahan, vs. Carolina Jan. 8, 2006  
 Justin Tuck, vs. N.E. (SB XLII) Feb. 3, 2008  
 Michael Boley, at Green Bay Jan. 15, 2012  
 Osi Umenyiora, at Green Bay Jan. 15, 2012  
 Justin Tuck, vs., N.E. (SB XLVI) Feb. 5, 2012

**SCORING**

**MOST POINTS SCORED**

49	vs. San Francisco	Jan. 4, 1987
47	vs. Chicago	Dec. 30, 1956
41	vs. Minnesota	Jan. 14, 2001
39	vs. Denver	Jan. 25, 1987
38	at San Francisco	Jan. 5, 2003
31	at Green Bay	Jan. 15, 2012
	at Minnesota	Jan. 15, 2023

**MOST POINTS ALLOWED**

44	at San Francisco	Jan. 15, 1994
39	at San Francisco	Jan. 5, 2003
38	at Philadelphia	Jan. 21, 2023
	at Green Bay	Jan. 8, 2017
	at San Francisco	Jan. 3, 1982
37	at Chicago	Dec. 21, 1941
	at Green Bay	Dec. 31, 1961
	at Green Bay	Jan. 15, 2012

**FEWEST POINTS SCORED**

0	at Green Bay (Milw.)	Dec. 10, 1939
	vs. Washington	Dec. 19, 1943
	at Green Bay	Dec. 31, 1961
	at Chicago	Jan. 5, 1986
	vs. Carolina	Jan. 8, 2006

**FEWEST POINTS ALLOWED**

0	vs. Cleveland	Dec. 21, 1958
	vs. Washington	Jan. 11, 1998
	vs. Minnesota	Jan. 14, 2001
2	vs. Atlanta	Jan. 8, 2012
3	vs. San Francisco	Dec. 29, 1985
	vs. San Francisco	Jan. 4, 1987
	vs. Chicago	Jan. 13, 1991

**MOST POINTS SCORED BY BOTH TEAMS**

77	at San Francisco (SF 39, NYG 38)	Jan. 5, 2003
62	at San Francisco (SF 38, NYG 24)	Jan. 3, 1982
59	vs. Denver (NYG 39, DEN 20)	Jan. 25, 1987
57	at Green Bay (NYG 37, GB 20)	Jan. 15, 2012
55	at Minnesota (NYG 31, MIN 24)	Jan. 15, 2023

**FEWEST POINTS SCORED BY BOTH TEAMS**

10	vs. Cleveland (NYG 10, CLE 0)	Dec. 21, 1958
11	at Cleveland (CLE 8, NYG 3)	Dec. 17, 1950
17	vs. Washington (NYG 17, WAS 0)	Jan. 11, 1987

**TOUCHDOWNS**

**MOST TOUCHDOWNS SCORED**

7	vs. San Francisco	Jan. 4, 1987
6	vs. Chicago	Dec. 30, 1956
5	at San Francisco	Jan. 5, 2003
	vs. Minnesota	Jan. 14, 2001
	vs. Denver	Jan. 25, 1987

**MOST TOUCHDOWNS ALLOWED**

6	at San Francisco	Jan. 15, 1994
5	at San Francisco	Jan. 5, 2003
	at San Francisco	Jan. 3, 1982
	at Green Bay	Jan. 8, 2017
	at Philadelphia	Jan. 21, 2023
4	6 times; Last time: vs. Baltimore	Jan. 18, 2001

**MOST TOUCHDOWNS RUSHING**

3	vs. Chicago	Dec. 9, 1934
	vs. Chicago	Dec. 30, 1956

**MOST TOUCHDOWNS RUSHING ALLOWED**

6	at San Francisco	Jan. 15, 1994
4	at Detroit	Dec. 15, 1935
3	at Chicago	Dec. 21, 1941
	vs. Washington	Dec. 19, 1943
	at Philadelphia	Jan. 21, 2023

**MOST TOUCHDOWNS PASSING**

5	vs. Minnesota	Jan. 14, 2001
4	at San Francisco	Jan. 5, 2003
	vs. San Francisco	Jan. 4, 1987
3	at San Francisco	Jan. 3, 1982
	vs. Denver	Jan. 25, 1987
	at Philadelphia	Dec. 27, 1981
	vs. Atlanta	Jan. 8, 2012
	at Green Bay	Jan. 15, 2012

**MOST TOUCHDOWNS PASSING ALLOWED**

4	vs. Green Bay	Jan. 8, 2017
3	at San Francisco	Jan. 5, 2003
	at Green Bay	Dec. 31, 1961

vs. San Francisco

Dec. 29, 1984

**MOST DEFENSIVE TOUCHDOWNS**

1	6 times; Last time: vs. Philadelphia	Jan. 7, 2001
---	--------------------------------------	--------------

**MOST DEFENSIVE TOUCHDOWNS ALLOWED**

1	5 times; Last time: vs. Baltimore	Jan. 28, 2001
---	-----------------------------------	---------------

**POINTS AFTER TOUCHDOWN**

**MOST POINTS AFTER TOUCHDOWN**

7	vs. San Francisco	Jan. 4, 1987
5	at San Francisco	Jan. 5, 2003
	vs. Minnesota	Jan. 14, 2001
	vs. Chicago	Dec. 30, 1956

**MOST POINTS AFTER TOUCHDOWN ALLOWED**

5	at Philadelphia	Jan. 21, 2023
	at Green Bay	Jan. 8, 2017
	at San Francisco	Jan. 15, 1994
	at San Francisco	Jan. 3, 1982

**FIELD GOALS**

**MOST FIELD GOALS**

5	vs. Minnesota	Dec. 27, 1997
	at San Francisco	Jan. 20, 1991

**MOST FIELD GOALS ALLOWED**

3	6 times; Last time: vs. Carolina	Jan. 8, 2006
---	----------------------------------	--------------

**MOST FIELD GOAL ATTEMPTS**

6	at San Francisco	Jan. 20, 1991
5	vs. Minnesota	Dec. 27, 1997
	at Green Bay	Jan. 20, 2008
	vs. Philadelphia	Jan. 11, 2009

**FIRST DOWNS**

**MOST FIRST DOWNS**

31	vs. Minnesota	Jan. 14, 2001
28	at Minnesota	Jan. 15, 2023
26	at San Francisco	Jan. 5, 2003
	vs. New England	Feb. 5, 2012
24	vs. Denver	Jan. 25, 1987
	vs. Buffalo	Jan. 27, 1991

**MOST FIRST DOWNS ALLOWED**

27	vs. Baltimore	Dec. 28, 1958
26	vs. Rams	Jan. 7, 1990
	at Philadelphia	Jan. 21, 2023
25	at San Francisco	Jan. 15, 1994
	at Green Bay	Jan. 15, 2012

**FEWEST FIRST DOWNS**

6	at Green Bay	Dec. 31, 1961
8	at Chicago Bears	Dec. 21, 1941
	vs. Washington	Dec. 19, 1943

**FEWEST FIRST DOWNS ALLOWED**

7	vs. Cleveland	Dec. 21, 1958
9	at Cleveland	Dec. 17, 1950
	vs. San Francisco	Jan. 4, 1987
	vs. Minnesota	Jan. 14, 2001

**FIRST DOWNS RUSHING**

**MOST FIRST DOWNS RUSHING**

16	vs. Chicago	Jan. 13, 1991
12	vs. San Francisco	Jan. 4, 1987
	vs. Cleveland	Dec. 21, 1958

**MOST FIRST DOWNS RUSHING ALLOWED**

17	at Philadelphia	Jan. 21, 2023
14	at Chicago Bears	Dec. 21, 1941
	at Detroit	Dec. 15, 1935
13	vs. Carolina	Jan. 8, 2006
	at San Francisco	Jan. 15, 1994
12	vs. Philadelphia	Jan. 11, 2009
11	vs. Green Bay	Dec. 2, 1962

**FEWEST FIRST DOWNS RUSHING**

1	vs. Carolina	Jan. 8, 2006
	at Chicago	Jan. 5, 1986
	at Green Bay	Dec. 31, 1961
2	vs. Baltimore	Jan. 28, 2001
	vs. Minnesota	Dec. 27, 1997
	vs. Baltimore	Dec. 28, 1958
3	at San Francisco	Jan. 3, 1982
	at San Francisco	Jan. 15, 1994
	at Green Bay	Jan. 15, 2012

	at San Francisco	Jan. 22, 2012
<b>FEWEST FIRST DOWNS RUSHING ALLOWED</b>		
0	vs. Chicago	Jan. 13, 1991
1	at San Francisco	Jan. 20, 1991
2	vs. Minnesota	Jan. 14, 2001
	vs. Cleveland	Dec. 21, 1958
	vs. Washington	Jan. 11, 1987
	vs. San Francisco	Jan. 4, 1987
	at Green Bay	Jan. 20, 2008

**FIRST DOWNS PASSING**

<b>MOST FIRST DOWNS PASSING</b>		
19	vs. Minnesota	Jan. 14, 2001
18	vs. New England	Feb. 5, 2012
17	at San Francisco	Jan. 22, 2012
16	at San Francisco	Jan. 5, 2003
15	at Green Bay	Jan. 15, 2012
	at Minnesota	Jan. 15, 2023

<b>MOST FIRST DOWNS PASSING ALLOWED</b>		
18	vs. Rams	Jan. 7, 1990
17	vs. Green Bay	Jan. 8, 2017
	vs. Baltimore	Dec. 28, 1958
	at New England	Feb. 3, 2008
16	at Minnesota	Jan. 15, 2023
	at San Francisco	Jan. 5, 2003
	at San Francisco	Dec. 29, 1984
	vs. Denver	Jan. 25, 1987

<b>FEWEST FIRST DOWNS PASSING</b>		
1	vs. Washington	Dec. 29, 1943
2	at Cleveland	Dec. 17, 1950
	at Chicago Bears	Dec. 21, 1941
	vs. Green Bay	Dec. 11, 1938

<b>FEWEST FIRST DOWNS PASSING ALLOWED</b>		
4	at Cleveland	Dec. 17, 1950
	vs. Green Bay	Dec. 17, 1944
	at Green Bay	Dec. 10, 1929
	at Detroit	Dec. 15, 1935

**FIRST DOWNS BY PENALTY**

<b>MOST FIRST DOWNS BY PENALTY</b>		
4	at San Francisco	Jan. 20, 1991
	at Green Bay	Jan. 20, 2008
3	vs. Baltimore	Jan. 28, 2001
	at San Francisco	Jan. 15, 1994
	vs. San Francisco	Jan. 4, 1987
	at Rams	Dec. 23, 1984
	vs. Chicago Bears	Dec. 15, 1946

<b>MOST FIRST DOWNS BY PENALTY ALLOWED</b>		
4	vs. Philadelphia	Jan. 11, 2009
	at San Francisco	Jan. 22, 2012
3	at Philadelphia	Dec. 27, 1981
	at San Francisco	Jan. 3, 1982
	vs. San Francisco	Dec. 29, 1985
	vs. Washington	Jan. 11, 1987
	at Green Bay	Jan. 20, 2008

**NET YARDS**

<b>MOST NET YARDS GAINED</b>		
518	vs. Minnesota	Jan. 14, 2001
446	at San Francisco	Jan. 5, 2003
442	vs. Atlanta	Jan. 8, 2012
420	at Green Bay	Jan. 15, 2012
399	vs. Denver	Jan. 25, 1987
396	vs. New England	Feb. 5, 2012

<b>MOST NET YARDS ALLOWED</b>		
460	vs. Baltimore	Dec. 28, 1958
448	vs. Rams	Jan. 7, 1990
446	at San Francisco	Jan. 5, 2003
423	at San Francisco	Jan. 3, 1982
413	at San Francisco	Jan. 15, 1994
412	at San Francisco	Dec. 29, 1984

<b>FEWEST NET YARDS GAINED</b>		
112	vs. Washington	Dec. 19, 1943
132	vs. Carolina	Jan. 8, 2006
130	at Green Bay	Dec. 31, 1961
150	at Cleveland	Dec. 17, 1950
152	vs. Baltimore	Jan. 28, 2001

<b>FEWEST NET YARDS ALLOWED</b>		
86	vs. Cleveland	Dec. 21, 1958

114	vs. Minnesota	Jan. 14, 2001
165	at Green Bay	Dec. 9, 1934
182	at Cleveland	Dec. 17, 1950
184	vs. San Francisco	Jan. 4, 1987

**RUSHING**

<b>MOST NET YARDS GAINED</b>		
518	vs. Minnesota	Jan. 14, 2001
446	at San Francisco	Jan. 5, 2003
442	vs. Atlanta	Jan. 8, 2012
431	at Minnesota	Jan. 15, 2023
420	at Green Bay	Jan. 15, 2012
399	vs. Denver	Jan. 25, 1987

<b>MOST NET YARDS ALLOWED</b>		
460	vs. Baltimore	Dec. 28, 1958
448	vs. Rams	Jan. 7, 1990
446	at San Francisco	Jan. 5, 2003
423	at San Francisco	Jan. 3, 1982
416	at Philadelphia	Jan. 21, 2023
413	at San Francisco	Jan. 15, 1994

<b>FEWEST NET YARDS GAINED</b>		
112	vs. Washington	Dec. 19, 1943
132	vs. Carolina	Jan. 8, 2006
130	at Green Bay	Dec. 31, 1961
150	at Cleveland	Dec. 17, 1950
152	vs. Baltimore	Jan. 28, 2001

<b>FEWEST NET YARDS ALLOWED</b>		
24	vs. Cleveland	Dec. 21, 1958
27	vs. Chicago	Jan. 13, 1991
29	vs. San Francisco	Jan. 4, 1987

<b>MOST RUSHING ATTEMPTS</b>		
53	vs. Cleveland	Dec. 21, 1958
48	vs. Chicago	Jan. 13, 1991
46	vs. Washington	Jan. 11, 1987

<b>MOST RUSHING ATTEMPTS, OPPONENT</b>		
65	at Detroit	Dec. 15, 1935
56	at Green Bay	Dec. 12, 1941
51	at Green Bay	Dec. 10, 1939

<b>FEWEST RUSHING ATTEMPTS</b>		
13	vs. Carolina	Jan. 8, 2006
14	at Green Bay	Dec. 31, 1961
	vs. Chicago	Jan. 5, 1986
	at Green Bay	Jan. 20, 2008
16	vs. Baltimore	Jan. 28, 2001
	at New England	Feb. 3, 2008
17	at Green Bay	Jan. 8, 2017
19	at San Francisco	Jan. 15, 1994

<b>FEWEST RUSHING ATTEMPTS, OPPONENT</b>		
9	vs. Minnesota	Jan. 14, 2001
11	at San Francisco	Jan. 20, 1991
13	vs. Cleveland	Dec. 21, 1958
14	vs. Philadelphia	Jan. 7, 2001
16	at Minnesota	Jan. 15, 2023
	vs. Washington	Jan. 11, 1987
	vs. Chicago	Jan. 13, 1991

**PASSING**

<b>MOST YARDS GAINED PASSING</b>		
380	vs. Minnesota	Jan. 14, 2001
327	at San Francisco	Jan. 5, 2003
325	at Green Bay	Jan. 15, 2012
295	at Green Bay	Jan. 8, 2017
289	at Minnesota	Jan. 15, 2023

<b>MOST YARDS ALLOWED PASSING</b>		
356	at San Francisco	Jan. 6, 2003
322	vs. Baltimore	Dec. 28, 1958
320	vs. Denver	Jan. 25, 1987
302	vs. Rams	Jan. 7, 1990

<b>FEWEST YARDS GAINED PASSING</b>		
9	at Cleveland	Dec. 17, 1950
57	vs. Washington	Dec. 19, 1943
73	at Chicago	Dec. 21, 1941
82	vs. Washington	Jan. 11, 1987
86	vs. Baltimore	Jan. 28, 2001

<b>FEWEST YARDS ALLOWED PASSING</b>		
29	at Cleveland	Dec. 17, 1950
52	at Detroit	Dec. 15, 1935
60	vs. Minnesota	Jan. 14, 2001

**MOST PASSES ATTEMPTED**

58	at San Francisco	Jan. 22, 2012
44	at San Francisco	Jan. 5, 2003
	at San Francisco	Dec. 29, 1984
41	vs. Green Bay	Dec. 30, 1962
40	at Baltimore	Dec. 27, 1959
	vs. Minnesota	Jan. 14, 2001
	at Green Bay	Jan. 20, 2008
	vs. New England	Feb. 5, 2012

**MOST PASSES ATTEMPTED, OPPONENT**

50	vs. Washington	Jan. 11, 1987
48	vs. San Francisco	Dec. 29, 1985
47	vs. Chicago	Dec. 30, 1956
46	at Green Bay	Jan. 15, 2012

**FEWEST PASSES ATTEMPTED**

12	vs. Chicago	Dec. 9, 1934
13	at Detroit	Dec. 15, 1935

**FEWEST PASSES ATTEMPTED, OPPONENT**

5	at Detroit	Dec. 15, 1935
9	at Cleveland	Dec. 17, 1950
10	at Green Bay	Dec. 10, 1939

**MOST PASS COMPLETIONS**

32	at San Francisco	Jan. 22, 2012
30	vs. New England	Feb. 12, 2005
29	at San Francisco	Jan. 5, 2003
	vs. Minnesota	Jan. 14, 2001
25	at San Francisco	Dec. 29, 1984
24	at Minnesota	Jan. 15, 2023

**MOST PASS COMPLETIONS ALLOWED**

32	at Minnesota	Jan. 15, 2023
29	at New England	Feb. 3, 2008
28	at San Francisco	Jan. 5, 2003
27	vs. New England	Feb. 5, 2012
26	at Baltimore	Dec. 28, 1958
	vs. San Francisco	Dec. 29, 1985
	vs. Denver	Jan. 25, 1987
	at Green Bay	Jan. 15, 2012

**FEWEST PASS COMPLETIONS**

3	at Cleveland	Dec. 17, 1950
	at Chicago	Dec. 21, 1941
4	at Detroit	Dec. 15, 1935
	vs. Washington	Dec. 19, 1943

**FEWEST PASS COMPLETIONS ALLOWED**

2	at Detroit	Dec. 15, 1935
3	at Cleveland	Dec. 17, 1950
	vs. Green Bay	Dec. 17, 1944

**MOST PASSES HAD INTERCEPTED**

6	at Green Bay	Dec. 10, 1939
	vs. Chicago	Dec. 15, 1946
5	at Chicago	Dec. 29, 1963
4	vs. Baltimore	Jan. 28, 2001
	at Green Bay	Dec. 31, 1961
	vs. Green Bay	Dec. 17, 1944

**MOST OPPONENT PASSES INTERCEPTED**

3	7 times; Last time: vs. Minnesota	Jan. 14, 2001
---	-----------------------------------	---------------

**PUNTING**

**MOST PUNTS**

13	at Chicago	Dec. 17, 1933
11	vs. Baltimore	Jan. 28, 2001
10	vs. Green Bay	Dec. 17, 1944
	vs. Washington	Dec. 19, 1943

**MOST PUNTS, OPPONENT**

10	5 times; Last time: at San Francisco	Jan. 22, 2012
----	--------------------------------------	---------------

**FEWEST PUNTS**

1	vs. Minnesota	Jan. 14, 2001
2	vs. Philadelphia	Jan. 11, 2009
3	4 times; Last time: at San Francisco	Jan. 20, 1991

**FEWEST PUNTS, OPPONENT**

2	3 times; Last time: vs. Chicago	Jan. 13, 1991
---	---------------------------------	---------------

**PENALTIES**

**MOST PENALTIES**

11	vs. Green Bay	Dec. 17, 1944
9	at San Francisco	Jan. 22, 2012
8	at San Francisco	Jan. 3, 1982
6	vs. Chicago Bears	Dec. 15, 1946
	vs. Chicago	Dec. 30, 1956
	vs. Washington	Jan. 11, 1987
	vs. Denver	Jan. 25, 1987
	vs. Baltimore	Jan. 28, 2001

**MOST PENALTIES, OPPONENT**

14	at San Francisco	Jan. 3, 1982
11	vs. San Francisco	Jan. 4, 1987
	at Dallas	Jan. 13, 2008
10	at Rams	Dec. 23, 1984
	at Chicago	Dec. 21, 1941

**FUMBLES**

**MOST FUMBLES**

6	vs. Cleveland	Dec. 21, 1958
	vs. Baltimore	Dec. 28, 1958
5	at Green Bay	Dec. 31, 1961
	vs. Chicago	Dec. 9, 1934
	at Green Bay	Jan. 20, 2008

**MOST FUMBLES, OPPONENT**

5	at Philadelphia	Dec. 27, 1981
	vs. Chicago	Dec. 9, 1934
4	at Detroit	Dec. 15, 1935
	vs. Minnesota	Dec. 27, 1997
	at San Francisco	Jan. 22, 2012

**MOST FUMBLES LOST**

5	vs. Cleveland	Dec. 21, 1958
4	vs. Baltimore	Dec. 28, 1958
3	vs. Philadelphia	Jan. 7, 2001
	at Detroit	Dec. 15, 1935
	vs. Washington	Jan. 11, 1987

**MOST FUMBLES LOST, OPPONENT**

4	at Detroit	Dec. 15, 1935
3	at Green Bay	Jan. 15, 2012
2	Many times, most recently at San Francisco	Jan. 22, 2012

**SACKS**

**MOST SACKS**

6	vs. Philadelphia	Jan. 7, 2001
5	at Green Bay	Jan. 8, 2017
	vs. New England	Feb. 3, 2008

**MOST SACKS, OPPONENT**

6	at San Francisco	Jan. 22, 2012
	at San Francisco	Dec. 29, 1984
	at Chicago	Jan. 5, 1986
5	vs. New England	Feb. 3, 2008



## WIN / LOSS RECORDS

### GIANTS BEST WINNING PERCENTAGE SEASONS

1929	.900 (13-1-1)
1927	.885 (11-1-1)
1986	.875 (14-2)
1939	.864 (9-1-1)
1944	.850 (8-1-1)
1950	.833 (10-2)

### GIANTS MOST REGULAR SEASON VICTORIES

1986	14 wins
1990	13 wins
1930	13 wins
1929	13 wins
2008	12 wins
2000	12 wins
1989	12 wins
1962	12 wins
2016	11 wins
2005	11 wins
1993	11 wins
1963	11 wins
1933	11 wins
1927	11 wins

### GIANTS REGULAR SEASON RECORD MONTH-BY-MONTH

	Home	Road	Total
August	1-0-0 (.1000)	0-0-0	1-0-0 (.1000)
September	51-48-1 (.515)	70-73-4 (.490)	121-121-5 (.500)
October	124-80-4 (.608)	98-102-6 (.490)	222-182-10 (.549)
November	141-92-9 (.605)	77-98-7 (.440)	218-190-16 (.534)
December	79-77-3 (.506)	72-71-0 (.503)	151-148-3 (.505)
January	5-4-0 (.556)	3-4-0 (.428)	8-8-0 (.500)
<b>Total</b>	<b>401-301-17 (.571)</b>	<b>320-348-17 (.4798)</b>	<b>721-649-34 (.526)</b>

### GIANTS POSTSEASON RECORD MONTH-BY-MONTH

	Home	Road	Neutral	Totals
December	5-6 (.455)	2-9 (.182)	-	7-15 (.318)
January	7-3 (.700)	7-7 (.500)	2-1 (.667)	16-11 (.593)
February	-	-	2-0 (1.000)	2-0-0 (1.000)
<b>Total</b>	<b>12-9 (.571)</b>	<b>9-16 (.360)</b>	<b>4-1 (.800)</b>	<b>25-26 (.490)</b>

### GIANTS REGULAR SEASON RECORD BY DECADE

	Home	Road	Totals
1920s	27-8-3 (.771)	17-9-2 (.654)	44-17-5 (.705)
1930s	48-15-4 (.762)	32-24-4 (.571)	80-39-8 (.661)
1940s	34-26-3 (.567)	21-21-5 (.500)	55-47-8 (.536)
1950s	39-19-2 (.672)	37-22-1 (.627)	76-41-3 (.646)
1960s	35-31-3 (.530)	34-32-3 (.515)	69-63-6 (.522)
1970s	29-42-1 (.410)	21-51-0 (.292)	50-93-1 (.351)
1980s	46-31-0 (.597)	35-39-1 (.473)	81-70-1 (.536)
1990s	47-33-0 (.588)	36-43-1 (.456)	83-76-1 (.522)
2000s	43-37-0 (.537)	45-35-0 (.563)	88-72-0 (.550)
2010s	38-42-0 (.475)	32-48-0 (.400)	70-90-0 (.438)
2020s	15-17-1 (.470)	10-24-0 (.294)	25-41-1 (.381)
<b>Overall</b>	<b>401-301-17 (.571)</b>	<b>320-348-17 (.479)</b>	<b>721-649-34 (.526)</b>

### GIANTS POSTSEASON RECORD BY DECADE

	Home	Road	Super Bowls	Totals
1920s	0-0	0-0		
1930s	2-0 (1.000)	0-3 (.000)		2-3 (.400)
1940s	0-3 (.000)	0-1 (.000)		0-4 (.000)
1950s	2-1 (.667)	0-2 (.000)		2-3 (.400)
1960s	0-1 (.000)	0-2 (.000)		0-3 (.000)
1970s	0-0	0-0		0-0
1980s	3-1 (.800)	2-3 (.400)	1-0	6-4 (.600)
1990s	2-1 (.750)	1-1 (.500)	1-0	4-2 (.667)
2000s	2-2 (.400)	3-2 (.667)	1-1	6-5 (.546)
2010s	1-0 (1.000)	2-1 (.667)	1-0	4-1 (.800)
2020s	0-0	1-1 (.500)		1-1 (.500)
<b>Overall</b>	<b>12-9 (.571)</b>	<b>9-16 (.360)</b>	<b>4-1 (.800)</b>	<b>25-26 (.490)</b>

Super Bowls XXI, XXV and XXXV count as Giants home games, Super Bowls XLIII and XLVI count as Giants road games

### BIGGEST WINS

Points	Opponent	Date
56 Pts (56-0)	vs. Philadelphia	10-15-33
53 Pts (53-0)	vs. Frankford	10-19-30
53 Pts (53-0)	vs. Washington	11-5-61
52 Pts (62-10)	vs. Philadelphia	11-26-72
46 Pts (49-3)	at Green Bay (Milw.)	11-21-48
*46 Pts (49-3)	vs. San Francisco	1-4-87
44 Pts (51-7)	vs. N.Y. Yanks	12-3-50
43 Pts (49-6)	vs. St. Louis	12-7-69
*41 Pts (48-7)	vs. Cleveland	12-6-59

40 Pts (47-7)
39 Pts (45-6)
38 Pts (44-6)
37 Pts (44-7)
37 Pts (44-7)
37 Pts (44-7)
36 Pts (36-0)
36 Pts (36-0)
35 Pts (42-7)
35 Pts (35-0)
35 Pts (55-20)
35 Pts (42-7)

\*Postseason

### WORST LOSSES

Points
56 Pts (7-63)
49 Pts (7-56)
48 Pts (14-62)
45 Pts (7-52)
45 Pts (0-45)
42 Pts (0-42)
41 Pts (14-55)
*41 Pts (3-44)
40 Pts (0-40)
38 Pts (0-38)
38 Pts (7-45)
38 Pts (0-38)
37 Pts (7-44)
37 Pts (7-44)
37 Pts (0-37)
36 Pts (13-49)
35 Pts (0-35)
35 Pts (10-45)
35 Pts (14-49)

\*Postseason

vs. Chicago	12-30-56
at Buffalo Bison	11-5-29
vs. Seattle	10-5-08
vs. Oakland	10-11-09
vs. Phoenix	12-4-88
vs. Philadelphia	11-26-67
vs. Washington	10-30-05
vs. Washington	12-4-38
vs. Philadelphia	12-30-12
vs. Pittsburgh	10-20-57
at Baltimore	11-19-50
at Pittsburgh	9-22-35

Opponent	Date
at Pittsburgh	11-30-52
vs. Chicago Bears	11-14-43
at Cleveland	12-6-53
at Dallas	9-18-66
at Philadelphia	10-10-48
at Oakland	11-4-73
at L.A. Rams	11-13-66
at San Francisco	1-15-94
vs. Dallas	9-10-23
at Carolina	9-22-13
at New Orleans	12-14-03
at Detroit	11-15-36
at Minnesota	1-3-10
at San Diego	10-19-80
at Green Bay	12-31-61
at Washington	9-28-75
vs. Dallas	9-4-95
at Cleveland	12-1-68
vs. Washington	12-5-37

## BY OPPONENT

### GIANTS COMPOSITE RECORD (VS. CURRENT NFC TEAMS)

Opponent	Reg. Season	Playoffs	Total
Arizona	81-46-2	0-0	81-46-2
Atlanta	11-14-0	1-0	12-14-0
Carolina	6-6-0	0-1	6-7-0
Chicago	22-31-2	3-5	25-36-2
Dallas	46-75-2	1-0	47-75-2
Detroit	21-24-1	0-1	21-25-1
Green Bay	25-29-2	3-5	28-34-2
LA Rams	16-29-0	1-1	17-30-0
Minnesota	10-17-0	3-1	13-18-0
New Orleans	17-15-0	0-0	17-15-0
Philadelphia	86-90-2	2-3	88-93-2
San Francisco	17-18-0	4-4	21-22-0
Seattle	10-11-0	0-0	10-11-0
Tampa Bay	15-9-0	1-0	16-9-0
Washington	107-70-5	1-1	108-71-4
<b>TOTALS</b>	<b>490-484-16</b>	<b>20-22</b>	<b>510-506-16</b>

### GIANTS COMPOSITE RECORD (VS. CURRENT AFC TEAMS)

Opponent	Reg. Season	Playoffs	Total
Baltimore	3-4-0	0-1	3-5-0
Buffalo	6-8-0	1-0	7-8-0
Cincinnati	5-6-0	0-0	5-6-0
Cleveland	21-27-2	1-1	22-28-2
Denver	6-7-0	1-0	7-7-0
Houston	5-1-0	0-0	5-1-0
Indianapolis	7-10-0	0-2	7-12-0
Jacksonville	4-4-0	0-0	4-4-0
Kansas City	11-4-0	0-0	11-4-0
Las Vegas	6-8-0	0-0	6-8-0
LA Chargers	5-8-0	0-0	5-8-0
Miami	7-4-0	0-0	7-4-0
New England	5-7-0	2-0	7-7-0
NY Jets	8-7-0	0-0	8-7-0
Pittsburgh	44-31-3	0-0	44-31-3
Tennessee	7-6-0	0-0	7-6-0
<b>Totals</b>	<b>150-143-5</b>	<b>5-4</b>	<b>155-147-5</b>

### GIANTS VS. DEFUNCT NFL TEAMS

Baltimore Colts (1950)	1-0-0
Brooklyn Lions	2-0-0
Brooklyn Dodgers	20-5-3
Brooklyn Tigers	2-0-0
Boston Yankees	5-1-3

Buffalo Bisons	2-0-0
Canton Bulldogs	0-0-1
Cleveland Bulldogs	1-1-1
Columbus Tigers	1-0-0
Dallas Texans	1-0-0
Dayton Triangles	1-0-0
Detroit Wolverines	0-1-1
Duluth Eskimos	2-0-0
Frankford Yellow Jackets	8-5-1
Hartford Blues	1-0-0
Kansas City Cowboys	2-0-0
Los Angeles Buccaneers	0-1-0
Newark Tornados	2-0-0
New York Bulldogs	1-1-0
New York Yanks	3-0-0
New York Yankees	3-2-0
Orange Tornados	1-0-1
Pottsville Maroons	4-0-0
Providence Steamrollers	10-2-1
Rochester Jeffersons	1-0-0
Staten Island Stapletons	5-2-1
Phil-Pitt (1943)	1-1-0
Card-Pitt (1944)	1-0-0

**Totals** 81-22-13

**GIANTS VS. THE NFC EAST IN THE REGULAR SEASON**

Year	PHI	WAS	DAL	ARI	Home	Away	Overall
1970	1-1	2-0	1-1	2-0	4-0	2-2	6-2
1971	0-2	0-2	0-2	0-1	0-4	1-3	1-7
1972	2-0	0-2	1-1	2-0	2-2	3-1	5-3
1973	0-1-1	0-2	0-2	1-1	1-2-1	0-4	1-6-1
1974	0-2	0-2	1-1	0-2	0-4	1-3	1-7
1975	1-1	0-2	0-2	0-2	0-4	1-3	1-7
1976	0-2	1-1	0-2	0-2	1-3	0-4	1-7
1977	0-2	2-0	0-2	1-1	2-2	1-3	3-5
1978	0-2	1-1	0-2	1-1	2-2	0-4	2-6
1979	0-2	1-1	0-2	0-2	1-3	0-4	1-7
1980	0-2	0-2	1-1	1-1	1-3	1-3	2-6
1981	1-1	1-1	1-1	2-0	2-2	3-1	5-3
1982	2-0	0-2	0-0	0-1	1-1	1-2	2-3
1983	1-1	0-2	0-2	0-1-1	0-4	1-2-1	1-6-1
1984	1-1	1-1	2-0	1-1	4-0	1-3	5-3
1985	2-0	1-1	0-2	2-0	3-1	2-2	5-3
1986	2-0	2-0	1-1	2-0	4-0	3-1	7-1
1987	2-0	0-2	0-2	1-1	2-2	1-3	3-5
1988	0-2	2-0	2-0	1-1	3-1	2-2	5-3
1989	0-2	2-0	2-0	2-0	3-1	3-1	6-2
1990	1-1	2-0	2-0	2-0	4-0	3-1	7-1
1991	0-2	0-2	1-1	2-0	2-2	1-3	3-5
1992	0-2	1-1	0-2	1-1	1-3	1-3	2-6
1993	2-0	2-0	0-2	1-1	3-1	2-2	5-3
1994	2-0	2-0	1-1	1-1	3-1	3-1	6-2
1995	0-2	2-0	0-2	2-0	2-2	2-2	4-4
1996	0-2	0-2	1-1	1-1	2-2	0-4	2-6
1997	2-0	1-0-1	2-0	2-0	4-0	3-0-1	7-0-1
1998	2-0	1-1	0-2	2-0	3-1	2-2	5-3
1999	2-0	0-2	1-1	0-2	2-2	1-3	3-5
2000	2-0	1-1	2-0	2-0	3-1	4-0	7-1
2001	0-2	1-1	1-1	2-0	3-1	1-3	4-4
2002	1-1	2-0	2-0	-	3-0	2-1	5-1
2003	0-2	1-1	0-2	-	0-3	1-2	1-5
2004	0-2	1-1	2-0	-	2-0	1-2	3-3
2005	2-0	1-1	1-1	-	3-0	1-2	4-2
2006	1-1	2-0	1-1	-	1-2	3-0	4-2
2007	2-0	1-1	0-2	-	1-2	2-1	3-3
2008	1-1	2-0	1-1	-	2-1	2-1	4-2
2009	0-2	2-0	2-0	-	2-1	2-1	4-2
2010	0-2	2-0	1-1	-	1-2	2-1	3-3
2011	1-1	0-2	2-0	-	1-2	2-1	3-3
2012	1-1	1-1	1-1	-	2-1	1-2	3-3
2013	1-1	2-0	1-1	-	1-2	2-1	3-3
2014	0-2	2-0	0-2	-	1-2	1-2	2-4
2015	0-2	1-1	1-1	-	2-1	0-3	2-4
2016	1-1	1-1	2-0	--	2-1	2-1	4-2
2017	0-2	1-1	0-2	-	1-2	0-3	1-5
2018	0-2	1-1	0-2	-	0-3	1-2	1-5
2019	0-2	2-0	0-2	-	1-2	1-2	2-4
2020	1-1	2-0	1-1	-	3-0	1-2	4-2
2021	1-1	0-2	0-2	-	1-2	0-3	1-5
2022	0-2	1-0-1	0-2	-	0-2-1	1-2	1-4-1
2023	1-1	2-0	0-2	-	2-1	1-2	3-3
<b>Totals</b>	<b>41-65-1</b>	<b>59-47-2</b>	<b>40-66</b>	<b>37-24-1</b>	<b>100-89-2</b>	<b>77-113-2</b>	<b>177-202-4</b>

**GIANTS VS. THE AFC (1970-2022)**

Year	Home	Away	Overall
1970	1-0	2-0	3-0
1971	1-1	0-1	1-2
1972	1-1	0-1	1-2
1973	1-0	0-2	1-2
1974	0-2	1-0	1-2
1975	1-1	1-0	2-1
1976	1-1	0-1	1-2
1977	0-1	0-1	0-2
1978	1-0	0-1	1-1
1979	0-1	1-0	1-1
1980	0-2	1-1	1-3
1981	0-1	1-0	1-1
1982	1-0	0-0	1-0
1983	0-2	0-2	0-4
1984	1-0	1-0	2-0
1985	1-1	1-1	2-2
1986	3-0	1-1	4-1*
1987	2-0	0-1	2-1
1988	1-0	0-1	1-1
1989	2-0	2-0	4-0
1990	2-1	2-0	4-1*
1991	2-0	1-1	3-1
1992	2-0	0-2	2-2
1993	1-1	1-1	2-2
1994	1-1	2-0	3-1
1995	0-2	0-2	0-4
1996	0-2	2-0	2-2
1997	1-1	0-2	1-3
1998	2-0	1-1	3-1
1999	1-1	1-1	2-2
2000	2-1	1-1	3-2*
2001	1-1	1-1	2-2
2002	1-1	1-1	2-2
2003	0-2	1-1	1-3
2004	1-1	0-2	1-3
2005	2-0	1-1	3-1
2006	1-1	0-2	1-3
2007	1-1	3-0	4-1*
2008	2-0	1-1	3-1
2009	1-1	1-1	2-2
2010	1-1	1-1	2-2
2011	2-0	3-0	5-0*
2012	1-1	0-2	1-3
2013	1-1	0-2	1-3
2014	1-1	1-1	2-2
2015	0-2	2-0	2-2
2016	2-0	1-1	3-1
2017	1-1	1-1	2-2
2018	0-2	1-1	1-3
2019	1-1	0-2	1-3
2020	0-2	1-1	1-3
2021	1-1	0-3	1-4
2022	3-0	2-0	5-0
2023	1-1	0-3	1-4
<b>Totals</b>	<b>57-46</b>	<b>45-53</b>	<b>102-99</b>

\*Includes Super Bowl Win  
\*\*Includes Super Bowl Loss

**NOTABLE GAMES**

**GIANTS IN OVERTIME**

Won: 25 Lost: 19 Tied: 3

Regular Season: 23-17-3 Postseason: 2-2

Home: 10-11-1 (0-2) Away: 13-6-2 (2-0)

Date	Opponent	Score
12-28-58	vs. Baltimore (NFL Champ. Game)	17-23 (L)
11-10-74	vs. Jets	20-26 (L)
12-18-77	vs. Chicago	9-12 (L)
11-12-78	at Washington	13-16 (L)
10-25-81	at Atlanta	27-24 (W)
11-15-81	vs. Washington	27-30 (L)
12-19-81	vs. Dallas	13-10 (W)
9-11-83	at Atlanta	16-13 (W)
10-24-83	at St. Louis (Monday Night Football)	20-20 (T)
9-29-85	at Philadelphia	16-10 (W)
10-18-87	at Buffalo	3-6 (L)
12-6-87	vs. Philadelphia	23-20 (W)
10-30-88	at Detroit	13-10 (W)
11-20-88	vs. Philadelphia	17-23 (L)

1-7-89	vs. Rams (Divisional Playoff Game)	13-19 (L)
1-2-94	vs. Dallas	13-16 (L)
10-30-94	vs. Detroit	25-28 (L)
9-10-95	at Kansas City	17-20 (L)
10-8-95	vs. Arizona	27-21 (W)
9-1-96	vs. Buffalo	20-23 (L)
10-19-97	at Detroit	26-20 (W)
11-23-97	at Washington (Sunday Night Football)	7-7 (T)
10-31-99	at Philadelphia	23-17 (W)
11-4-01	vs. Dallas	27-24 (W)
12-1-02	vs. Tennessee	27-21 (L)
12-28-02	vs. Philadelphia	10-7 (W)
9-15-03	vs. Dallas	35-32 (L)
9-21-03	at Washington	24-21 (W)
11-2-03	at Jets	31-28 (W)
10-6-05	at Dallas	16-13 (L)
11-27-05	at Seattle	24-21 (L)
12-11-05	at Philadelphia	26-23 (W)
9-17-06	at Philadelphia	30-24 (W)
1-20-08	at Green Bay (NFC Champ. Game)	23-20 (W)
9-21-08	vs. Cincinnati	26-23 (W)
12-21-08	vs. Carolina	34-28 (W)
11-22-09	vs. Atlanta	34-31 (W)
1-22-12	at San Francisco (NFC Cham. Game)	20-17 (W)
12-22-13	at Detroit	23-20 (W)
12-6-15	vs. Jets	23-20 (L)
11-19-17	vs. Kansas City	12-9 (W)
12-2-18	vs. Chicago	30-27 (W)
12-9-19	at Philadelphia	23-17 (L)
12-22-19	at Washington	41-35 (W)
10-3-21	at New Orleans	27-21 (W)
12-4-22	Washington	20-20 (T)
10-29-23	Jets	13-10 (L)

**GIANTS ON SUNDAY NIGHT**

Overall: 23-33-1 Home: 11-14 Away: 12-19-1

Date	Opponent	Score	Network
10-6-85	vs. Dallas	29-30 (L)	ABC
11-8-87	vs. New England	17-10 (W)	ESPN
11-27-88	at New Orleans	13-12 (W)	ESPN
9-9-90	vs. Philadelphia	27-20 (W)	TNT
10-27-91	vs. Washington	13-17 (L)	ESPN
11-1-92	at Washington	24-7 (W)	TNT
11-15-92	at Denver	13-27 (L)	ESPN
10-3-93	at Buffalo	14-17 (L)	TNT
9-11-94	at Arizona	20-17 (W)	TNT
10-29-95	at Washington	24-15 (W)	TNT
9-1-96	vs. Buffalo	20-23 OT (L)	TNT
11-10-96	at Carolina	17-27 (L)	ESPN
11-23-97	at Washington	7-7 OT (T)	ESPN
10-11-98	vs. Atlanta	20-34 (L)	ESPN
9-26-99	at New England	14-16 (L)	ESPN
9-24-00	vs. Washington	6-16 (L)	ESPN
11-26-00	at Arizona	31-7 (W)	ESPN
12-17-00	at Dallas	17-13 (W)	ESPN
11-3-02	vs. Jacksonville	24-17 (W)	ESPN
12-14-03	at New Orleans	7-45 (L)	ESPN
1-2-05	vs. Dallas	28-24 (W)	ESPN
9-25-05	at San Diego	23-45 (L)	ESPN
9-10-06	vs. Indianapolis	21-26 (L)	NBC
11-12-06	vs. Chicago	20-38 (L)	NBC
9-9-07	at Dallas	35-45 (L)	NBC
9-30-07	vs. Philadelphia	16-3 (W)	NBC
12-16-07	vs. Washington	10-22 (L)	NBC
11-9-08	at Philadelphia	36-31 (W)	NBC
12-14-08	at Dallas	8-20 (L)	NBC
12-21-08	vs. Carolina	34-28 OT (W)	NBC
9-20-09	at Dallas	33-31 (W)	NBC
10-25-09	vs. Arizona	17-24 (L)	NBC
12-13-09	vs. Philadelphia	38-45 (L)	NBC
9-19-10	at Indianapolis	14-38 (L)	NBC
10-3-10	vs. Chicago	17-3 (W)	NBC
11-21-10	at Philadelphia	17-27 (L)	NBC
11-20-11	vs. Philadelphia	10-17 (L)	NBC
12-11-11	at Dallas	37-34 (W)	NBC
1-1-12	vs. Dallas	31-14 (W)	NBC
9-30-12	at Philadelphia	17-19 (L)	NBC
11-25-12	vs. Green Bay	38-10 (W)	NBC
9-8-13	at Dallas	31-36 (L)	NBC
12-1-13	at Washington	24-17 (W)	NBC
10-12-14	at Philadelphia	0-27 (L)	NBC
11-23-14	vs. Dallas	28-31 (L)	NBC

9-13-15	at Dallas	26-27 (L)	NBC
10-11-15	vs. San Francisco	30-27 (W)	NBC
12-27-15	at Minnesota	17-49 (L)	NBC
10-09-16	at Green Bay	16-23 (L)	NBC
12-11-16	vs. Dallas	10-7 (W)	NBC
9-10-17	at Dallas	3-19 (L)	NBC
10-15-17	at Denver	23-10 (W)	NBC
9-16-18	at Dallas	13-20 (L)	NBC
12-20-20	vs. Cleveland	20-6 (L)	NBC
12-18-22	at Washington	20-12 (W)	NBC
9-10-23	vs. Dallas	0-40 (L)	NBC
10-15-23	at Buffalo	9-14 (L)	NBC

**GIANTS ON MONDAY NIGHT**

Overall: 26-47-1 Home: 10-15 Away: 16-32-1

Date	Opponent	Score
11-23-70	at Philadelphia	20-23 (L)
10-11-71	at Dallas	13-20 (L)
10-2-72	at Philadelphia	27-12 (W)
12-10-73	at Rams	6-40 (L)
10-20-75	at Buffalo	17-14 (W)
10-31-77	at St. Louis	0-28 (L)
9-17-79	at Washington	0-27 (L)
9-22-80	at Philadelphia	3-35 (L)
9-20-82	vs. Green Bay	19-27 (L)
9-26-83	vs. Green Bay	27-3 (W)
10-24-83	at St. Louis	20-20 (T)
11-7-83	at Detroit	9-15 (L)
10-8-84	vs. San Francisco	10-31 (L)
11-18-85	at Washington	21-23 (L)
9-8-86	at Dallas	28-31 (L)
10-27-86	vs. Washington	27-20 (W)
12-1-86	at San Francisco	21-17 (W)
9-14-87	at Chicago	19-34 (L)
10-5-87	vs. San Francisco	21-41 (L)
11-2-87	at Dallas	24-33 (L)
9-5-88	vs. Washington	27-20 (W)
10-10-88	at Philadelphia	13-24 (L)
9-11-89	at Washington	27-24 (W)
10-30-89	vs. Minnesota	24-14 (W)
11-27-89	at San Francisco	24-34 (L)
11-5-90	at Indianapolis	24-7 (W)
12-3-90	at San Francisco	3-7 (L)
9-2-91	vs. San Francisco	16-14 (W)
10-14-91	at Pittsburgh	23-20 (W)
11-4-91	at Philadelphia	7-30 (L)
9-21-92	at Chicago	27-14 (W)
12-20-93	at New Orleans	24-14 (W)
10-10-94	vs. Minnesota	10-27 (L)
11-7-94	vs. Minnesota	10-38 (L)
11-21-94	at Houston	13-10 (W)
9-4-95	vs. Dallas	0-35 (L)
9-21-98	vs. Dallas	7-31 (L)
11-30-98	at San Francisco	7-31 (L)
10-18-99	vs. Dallas	13-10 (W)
9-10-01	at Denver	31-20 (L)
10-22-01	vs. Philadelphia	10-9 (L)
11-19-01	at Minnesota	28-16 (L)
10-28-02	at Philadelphia	17-3 (L)
9-15-03	vs. Dallas	35-32 (L)
11-24-03	at Tampa Bay	19-13 (L)
9-19-05	at New Orleans*	27-10 (W)
10-23-06	at Dallas	36-22 (W)
11-20-06	at Jacksonville	26-10 (L)
10-15-07	at Atlanta	31-10 (W)
10-13-08	at Cleveland	35-14 (L)
12-21-09	at Washington	45-12 (W)
10-25-10	at Dallas	41-34 (W)
9-19-11	vs. St. Louis	28-16 (W)
11-28-11	at New Orleans	24-29 (L)
12-3-12	at Washington	16-17 (L)
10-21-13	vs. Minnesota	23-7 (W)
9-8-14	at Detroit	14-35 (L)
11-3-14	vs. Indianapolis	24-40 (L)
10-19-15	at Philadelphia	7-27 (L)
12-14-15	at Miami	31-24 (W)
10-3-16	at Minnesota	10-24 (L)
11-14-16	vs. Cincinnati	21-20 (W)
9-18-17	vs. Detroit	10-24 (L)
10-22-18	at Atlanta	20-23 (L)
11-12-18	at San Francisco	27-23 (W)
11-4-19	vs. Dallas	37-18 (L)

12-9-19	at Philadelphia	23-17 (L)
9-14-20	vs. Pittsburgh	26-16 (L)
11-2-20	vs. Tampa Bay	25-23 (L)
11-1-21	at Kansas City	20-17 (L)
11-22-21	at Tampa Bay	30-10 (L)
9-26-22	vs. Dallas	16-23 (L)
10-2-23	vs. Seattle	3-24 (L)
12-11-23	vs. Green Bay	24-22 (W)

\*Played in Giants Stadium

**MILESTONE GAMES**

(based on regular season games)

1st Game	10-11-25 at Providence (L) 0-14
50th Game	12-8-28 at Frankford (L) 0-7
100th Game	10-9-32 at Boston (L) 6-14
200th Game	11-3-40 at Brooklyn (W) 10-7
300th Game	11-20-49 vs. Detroit (L) 21-45
400th Game	9-28-58 Chicago Cardinals (W) 37-7*
500th Game	11-14-65 at Cleveland (L) 21-34
600th Game	11-26-72 vs. Philadelphia (W) 62-10
700th Game	11-11-79 vs. Atlanta (W) 24-3
800th Game	10-12-86 vs. Philadelphia (W) 35-3
900th Game	11-22-92 vs. Philadelphia (L) 34-47
1,000th Game	12-20-98 vs. Kansas City (W) 28-7
1,100th Game	9-25-05 at San Diego (L) 28-45
1,200th Game	10-30-11 vs. Miami (W) 20-17
1,300th Game	11-23-17 at Washington (L) 10-20
1,400th Game	12-11-23 vs. Green Bay (W) 24-22

\*Game played in Buffalo, NY

**GIANTS YEAR-BY-YEAR RESULTS**

**1920'S**

**1925 (8-4)**

**4th Place, National Football League**  
**ROBERT FOLWELL, Head Coach**

Date	Opponent	Giants	Opp.
10/11	at Providence (L)	0	14
10/17	at Frankford (L)	3	5
10/18	Frankford (L)	0	14
11/1	Cleveland Bulldogs (W)	19	0
11/3	Buffalo Bisons (W)	7	0
11/8	Columbus (W)	19	0
11/11	Rochester (W)	13	0
11/15	Providence (W)	13	12
11/22	Kansas City Cowboys (W)	9	3
11/29	Dayton (W)	23	0
12/6	Chicago Bears (L)	7	19
12/13	at Chicago Bears (W)	9	0
	<b>(H 7-2, A 1-2)</b>	<b>122</b>	<b>67</b>

**1926 (8-4-1)**

**7th Place, National Football League**  
**JOSEPH ALEXANDER, Head Coach**

Date	Opponent	Giants	Opp.
9/26	at Hartford (W)	21	0
10/3	at Providence (W)	7	6
10/10	at Chicago Bears (L)	0	7
10/16	at Frankford (L)	0	6
10/17	Frankford (L)	0	6
10/24	Kansas City Cowboys (W)	13	0
11/2	Canton (T)	7	7
11/7	Chicago Cardinals (W)	20	0
11/11	Duluth (W)	14	13
11/14	LA Buccaneers (L)	0	6
11/21	Providence (W)	21	0
11/25	at Brooklyn Lions (W)	17	0
11/28	Brooklyn Lions (W)	27	0
	<b>(H 5-2-1, A 3-2)</b>	<b>147</b>	<b>51</b>

**1927 (11-1-1)**

**1st Place, National Football League**  
**EARL POTTEIGER, Head Coach**  
**NFL CHAMPIONS**

Date	Opponent	Giants	Opp.
9/25	at Providence (W)	8	0
10/2	at Cleveland Bulldogs (T)	0	0
10/9	at Pottsville (W)	19	0
10/16	Cleveland Bulldogs (L)	0	6
10/22	at Frankford (W)	13	0
10/23	Frankford (W)	27	0

10/30	Pottsville (W)	16	0
11/6	Duluth (W)	21	0
11/8	Providence (W)	25	0
11/20	Chicago Cardinals (W)	28	7
11/27	Chicago Bears (W)	13	7
12/4	New York Yankees (W)	14	0
12/11	at New York Yankees (W)	13	0
	<b>(H 7-1, A 4-0-1)</b>	<b>197</b>	<b>20</b>

**1928 (4-7-2)**

**6th Place, National Football League**  
**EARL POTTEIGER, Head Coach**

Date	Opponent	Giants	Opp.
9/30	at Pottsville (W)	12	6
10/7	at Green Bay (W)	6	0
10/14	at Chicago Bears (L)	0	13
10/21	at Detroit Wolverines (L)	0	28
10/28	at New York Yankees (W)	10	7
11/4	Frankford (T)	0	0
11/6	Pottsville (W)	13	7
11/11	Detroit Wolverines (T)	19	19
11/18	Green Bay (L)	0	7
11/25	at Providence (L)	0	16
12/2	New York Yankees (L)	13	19
12/8	at Frankford (L)	0	7
12/16	at New York Yankees (L)	6	7
	<b>(H 1-2-2, A 3-5)</b>	<b>79</b>	<b>136</b>

**1929 (13-1-1)**

**2nd Place, National Football League**  
**LeROY ANDREWS, Head Coach**

Date	Opponent	Giants	Opp.
9/29	at Orange (T)	0	0
10/6	at Providence (W)	7	0
10/13	Staten Island (W)	19	9
10/20	Frankford (W)	32	0
10/27	Providence (W)	19	0
11/3	at Chicago Bears (W)	26	14
11/5	at Buffalo Bisons (W)	45	6
11/10	Orange (W)	22	0
11/17	Chicago Bears (W)	34	0
11/24	Green Bay (L)	6	20
11/28	at Staten Island (W)	21	7
12/1	Chicago Cardinals (W)	24	21
12/7	at Frankford (W)	12	0
12/8	Frankford (W)	31	0
12/15	at Chicago Bears (W)	14	9
	<b>(H 7-1, A 6-0-1)</b>	<b>312</b>	<b>86</b>

**1930'S**

**1930 (13-4)**

**2nd Place, National Football League**  
**LeROY ANDREWS, Head Coach (11-4)**  
**STEVE OWEN & BENNIE FRIEDMAN, Co-Head Coaches (2-0)**

Date	Opponent	Giants	Opp.
9/17	at Newark (W)	32	0
9/28	at Providence (W)	27	7
10/5	at Green Bay (L)	7	14
10/12	at Chicago Bears (W)	12	0
10/16	Chicago Cardinals (W)	25	12
10/19	Frankford (W)	53	0
10/26	Providence (W)	25	0
10/30	Newark (W)	34	7
11/2	Staten Island (W)	9	7
11/5	at Portsmouth (W)	19	6
11/9	at Chicago Cardinals (W)	13	7
11/16	Chicago Bears (L)	0	12
11/23	Green Bay (W)	13	6
11/27	at Staten Island (L)	6	7
11/30	Brooklyn Dodgers (L)	6	7
12/6	at Frankford (W)	14	6
12/7	at Brooklyn Dodgers (W)	13	0
	<b>(H 6-2, A 7-2)</b>	<b>308</b>	<b>98</b>

**1931 (7-6-1)**

**5th Place, National Football League**  
**STEVE OWEN, Head Coach**

Date	Opponent	Giants	Opp.
9/27	at Providence (W)	14	6
9/30	at Portsmouth (L)	6	14
10/4	at Green Bay (L)	7	27
10/11	at Chicago Bears (L)	0	6
10/18	Staten Island (W)	7	0
10/25	Brooklyn Dodgers (W)	27	0
11/1	Portsmouth (W)	14	0



11/8	Frankford (W)	13	0
11/15	Chicago Bears (L)	6	12
11/22	Green Bay (L)	10	14
11/26	at Staten Island (L)	6	9
11/29	Providence (T)	0	0
12/6	at Brooklyn Dodgers (W)	19	6
12/13	at Chicago Bears (W)	25	6
	<b>(H 4-2-1, A 3-4)</b>	<b>154</b>	<b>100</b>

1932 (4-6-2)

**5th Place, National Football League**  
**STEVE OWEN, Head Coach**

Date	Opponent	Giants	Opp.
9/25	at Portsmouth (L)	0	7
10/2	at Green Bay (L)	0	13
10/9	at Boston Braves (L)	6	14
10/16	at Brooklyn Dodgers (W)	20	12
10/23	Boston Braves (T)	0	0
10/30	Portsmouth (L)	0	6
11/6	Chicago Bears (L)	8	28
11/13	Staten Island (W)	27	7
11/20	Green Bay (W)	6	0
11/24	at Staten Island (T)	13	13
11/27	at Brooklyn Dodgers (W)	13	7
12/4	at Chicago Bears (L)	0	6
	<b>(H 2-2-1, A 2-4-1)</b>	<b>93</b>	<b>113</b>

1933 (11-3)

**1st Place, Eastern Div.**  
**STEVE OWEN, Head Coach**

Date	Opponent	Giants	Opp.
9/20	at Pittsburgh (W)	23	2
9/24	at Portsmouth (L)	7	17
10/1	Green Bay (Milw.) (W)	10	7
10/8	at Boston Redskins (L)	20	21
10/15	Philadelphia (W)	56	0
10/22	Brooklyn Dodgers (W)	21	7
10/29	at Chicago Bears (L)	10	14
11/5	Portsmouth (W)	13	10
11/12	Boston Redskins (W)	7	0
11/19	Chicago Bears (W)	3	0
11/26	Green Bay (W)	17	6
11/30	at Brooklyn Dodgers (W)	10	0
12/3	Pittsburgh (W)	27	3
12/10	at Philadelphia (W)	20	14
	<b>(H 7-0, A 4-3)</b>	<b>244</b>	<b>101</b>

**NFL Championship Game**

12/17	at Chicago Bears (L)	21	23
-------	----------------------	----	----

1934 (8-5)

**1st Place, Eastern Div**  
**STEVE OWEN, Head Coach**  
**NFL CHAMPIONS**

Date	Opponent	Giants	Opp.
9/23	at Detroit (L)	0	9
9/30	Green Bay (Milw.) (L)	6	20
10/3	at Pittsburgh (W)	14	12
10/7	at Boston Redskins (W)	16	13
10/14	Brooklyn Dodgers (W)	14	0
10/21	Pittsburgh (W)	17	7
10/28	Philadelphia (W)	17	0
11/4	at Chicago Bears (L)	7	27
11/11	Green Bay (W)	17	3
11/18	Chicago Bears (L)	9	10
11/25	Boston Redskins (W)	3	0
11/29	at Brooklyn Dodgers (W)	27	0
12/2	at Philadelphia (L)	0	6
	<b>(H 5-1, A 3-4)</b>	<b>147</b>	<b>107</b>

**NFL Championship Game**

12/9	Chicago Bears (W)	30	13
------	-------------------	----	----

1935 (9-3)

**1st Place, Eastern Div.**  
**STEVE OWEN, Head Coach**

Date	Opponent	Giants	Opp.
9/22	at Pittsburgh (W)	42	7
9/29	at Green Bay (L)	7	16
10/6	at Boston Redskins (W)	20	12
10/13	Brooklyn Dodgers (W)	10	7
10/20	Boston Redskins (W)	17	6
10/27	Chicago Cardinals (L)	13	14
11/3	Chicago Bears (L)	3	20
11/17	at Chicago Bears (W)	3	0
11/24	Philadelphia (W)	10	0
11/28	at Brooklyn Dodgers (W)	21	0
12/1	at Philadelphia (W)	21	14
12/8	Pittsburgh (W)	13	0

(H 4-2, A 5-1)	<b>180</b>	<b>96</b>	
	<b>NFL Championship Game</b>		
12/15	at Detroit (L)	7	26

1936 (5-6-1)

**3rd Place, Eastern Div.**  
**STEVE OWEN, Head Coach**

Date	Opponent	Giants	Opp.
9/13	at Philadelphia (L)	7	10
9/27	at Pittsburgh (L)	7	10
10/4	at Boston Redskins (W)	7	0
10/11	Brooklyn Dodgers (T)	10	10
10/18	Chicago Cardinals (W)	14	6
10/25	Philadelphia (W)	21	17
11/1	Detroit (W)	14	7
11/8	Chicago Bears (L)	7	25
11/15	at Detroit (L)	0	38
11/22	Green Bay (L)	14	26
11/26	at Brooklyn Dodgers (W)	14	0
12/6	Boston Redskins (L)	0	14
	<b>(H 3-3-1, A 2-3)</b>	<b>115</b>	<b>163</b>

1937 (6-3-2)

**2nd Place, Eastern Div.**  
**STEVE OWEN, Head Coach**

Date	Opponent	Giants	Opp.
9/16	at Washington (L)	3	13
9/26	at Pittsburgh (W)	10	7
10/3	at Philadelphia (W)	16	7
10/17	Philadelphia (W)	21	0
10/24	Brooklyn Dodgers (W)	21	0
10/31	Chicago Bears (T)	3	3
11/7	Pittsburgh (W)	17	0
11/14	Detroit (L)	0	17
11/21	Green Bay (W)	10	0
11/25	at Brooklyn Dodgers (T)	13	13
12/5	Washington (L)	14	49
	<b>(H 4-2-1, A 2-1-1)</b>	<b>128</b>	<b>109</b>

1938 (8-2-1)

**1st Place, Eastern Div.**  
**STEVE OWEN, Head Coach**

**NFL CHAMPIONS**

Date	Opponent	Giants	Opp.
9/18	at Pittsburgh (W)	27	14
9/25	at Philadelphia (L)	10	14
10/3	Pittsburgh (L)	10	13
10/9	at Washington (W)	10	7
10/16	Philadelphia (W)	17	7
10/23	Brooklyn Dodgers (W)	28	14
11/6	Chicago Cardinals (W)	6	0
11/13	Cleveland Rams (W)	28	0
11/20	Green Bay (W)	15	3
11/24	at Brooklyn Dodgers (T)	7	7
12/4	Washington (W)	36	0
	<b>(H 6-1, A 2-1-1)</b>	<b>194</b>	<b>79</b>

**NFL Championship Game**

12/11	Green Bay (W)	23	17
-------	---------------	----	----

1939 (9-1-1)

**1st Place, Eastern Div.**  
**STEVE OWEN, Head Coach**

Date	Opponent	Giants	Opp.
9/24	at Philadelphia (W)	13	3
10/1	at Washington (T)	0	0
10/8	at Pittsburgh (W)	14	7
10/15	Philadelphia (W)	27	10
10/22	Chicago Bears (W)	16	13
10/29	at Brooklyn Dodgers (W)	7	6
11/5	at Detroit (L)	14	18
11/12	Chicago Cardinals (W)	17	7
11/19	Pittsburgh (W)	23	7
11/26	Brooklyn Dodgers (W)	28	7
12/3	Washington (W)	9	7
	<b>(H 6-0, A 3-1-1)</b>	<b>168</b>	<b>85</b>

**NFL Championship Game**

12/10	Green Bay (Milw.) (L)	0	27
-------	-----------------------	---	----

**1940'S**

1940 (6-4-1)

**3rd Place, Eastern Div.**  
**STEVE OWEN, Head Coach**

Date	Opponent	Giants	Opp.
9/15	at Pittsburgh (T)	10	10
9/22	at Washington (L)	7	21
9/28	at Philadelphia (W)	20	14
10/13	Philadelphia (W)	17	7

10/20	Pittsburgh (W)	12	0
10/27	Chicago Bears (L)	21	37
11/3	at Brooklyn Dodgers (W)	10	7
11/10	Cleveland Rams (L)	0	13
11/17	Green Bay (W)	7	3
11/24	Washington (W)	21	7
12/1	Brooklyn Dodgers (L)	6	14
	<b>(H 4-3, A 2-1)</b>	<b>131</b>	<b>133</b>

1941 (8-3)

**1st Place, Eastern Div.**  
**STEVE OWEN, Head Coach**

Date	Opponent	Giants	Opp.
9/13	at Philadelphia (W)	24	0
9/28	at Washington (W)	17	10
10/5	at Pittsburgh (W)	37	10
10/12	Philadelphia (W)	16	0
10/19	Pittsburgh (W)	28	7
10/26	at Brooklyn Dodgers (L)	13	16
11/2	Chicago Cardinals (L)	7	10
11/9	Detroit (W)	20	13
11/16	Cleveland Rams (W)	49	14
11/23	Washington (W)	20	13
12/7	Brooklyn Dodgers (L)	7	21
	<b>(H 5-2, A 3-1)</b>	<b>238</b>	<b>114</b>
	<b>NFL Championship Game</b>		
12/21	at Chicago Bears (L)	9	37

1942 (5-5-1)

**3rd Place, Eastern Div.**  
**STEVE OWEN, Head Coach**

Date	Opponent	Giants	Opp.
9/27	at Washington (W)	14	7
10/4	at Pittsburgh (L)	10	13
10/11	Philadelphia (W)	35	17
10/18	at Chicago Bears (L)	7	26
10/25	at Brooklyn Dodgers (L)	7	17
11/1	Pittsburgh (L)	9	17
11/8	at Philadelphia (W)	14	0
11/15	Washington (L)	7	14
11/22	Green Bay (T)	21	21
11/29	Chicago Cardinals (W)	21	7
12/6	Brooklyn Dodgers (W)	10	0
	<b>(H 3-2-1, A 2-3)</b>	<b>155</b>	<b>139</b>

1943 (6-3-1)

**T-1st Place, Eastern Div.**  
**STEVE OWEN, Head Coach**

Date	Opponent	Giants	Opp.
10/9	at Phil-Pitt (L)	14	28
10/17	at Brooklyn Dodgers (W)	20	0
10/24	Phil-Pitt (W)	42	14
10/31	Green Bay (L)	21	35
11/7	at Detroit (T)	0	0
11/14	Chicago Bears (L)	7	56
11/21	Chicago Cardinals (W)	24	13
11/28	Brooklyn Dodgers (W)	24	7
12/5	Washington (W)	14	10
12/12	at Washington (W)	31	1
	<b>(H 4-2, A 2-1-1)</b>	<b>197</b>	<b>170</b>
	<b>Eastern Division Playoff Game</b>		
12/19	Washington (L)	0	28

1944 (8-1-1)

**1st Place, Eastern Div.**  
**STEVE OWEN, Head Coach**

Date	Opponent	Giants	Opp.
10/8	at Boston Yankees (W)	22	10
10/15	at Brooklyn Tigers (W)	14	7
10/22	Card-Pitt (W)	23	0
10/29	Philadelphia (L)	17	24
11/5	Boston Yankees (W)	31	0
11/12	at Philadelphia (T)	21	21
11/19	Green Bay (W)	24	0
11/26	Brooklyn Tigers (W)	7	0
12/3	Washington (W)	16	13
12/10	at Washington (W)	31	0
	<b>(H 5-1, A 3-0-1)</b>	<b>206</b>	<b>75</b>
	<b>NFL Championship Game</b>		
12/17	Green Bay (L)	7	14

1945 (3-6-1)

**T-3rd Place, Eastern Div.**  
**STEVE OWEN, Head Coach**

Date	Opponent	Giants	Opp.
10/7	at Pittsburgh (W)	34	6
10/14	at Boston Yankees* (T)	13	13
10/21	Pittsburgh (L)	7	21

10/28	Washington (L)	14	24
11/4	Cleveland Rams (L)	17	21
11/11	at Philadelphia (L)	17	38
11/18	Detroit (W)	35	14
11/25	Green Bay (L)	14	23
12/2	Philadelphia (W)	28	21
12/9	at Washington (L)	0	17
	<b>(H 2-4, A 1-2-1)</b>	<b>179</b>	<b>198</b>

\* played at Yankee Stadium

1946 (7-3-1)

**1st Place, Eastern Div.**  
**STEVE OWEN, Head Coach**

Date	Opponent	Giants	Opp.
9/30	at Boston Yankees (W)	17	0
10/6	at Pittsburgh (W)	17	14
10/13	at Washington (L)	14	24
10/20	Chicago Cardinals (W)	28	24
10/27	Chicago Bears (W)	14	0
11/3	at Philadelphia (L)	14	24
11/10	Philadelphia (W)	45	17
11/17	Boston Yankees (T)	28	28
11/24	Pittsburgh (W)	7	0
12/1	Los Angeles Rams (L)	21	31
12/8	Washington (W)	31	0
	<b>(H 5-1-1, A 2-2)</b>	<b>236</b>	<b>162</b>
	<b>NFL Championship Game</b>		
12/15	Chicago Bears (L)	14	24

1947 (2-8-2)

**5th Place, Eastern Div.**  
**STEVE OWEN, Head Coach**

Date	Opponent	Giants	Opp.
9/29	at Boston Yankees (T)	7	7
10/5	at Philadelphia (L)	0	23
10/12	at Washington (L)	20	28
10/19	Boston Yankees (L)	0	14
10/26	Pittsburgh (L)	21	38
11/2	at Detroit (L)	7	35
11/9	Philadelphia (L)	24	41
11/16	at Pittsburgh (L)	7	24
11/23	Green Bay (T)	24	24
11/30	Chicago Cardinals (W)	35	31
12/7	Washington (W)	35	10
12/14	at Los Angeles Rams (L)	10	34
	<b>(H 2-3-1, A 0-5-1)</b>	<b>190</b>	<b>309</b>

1948 (4-8)

**3rd Place, Eastern Conf.**  
**STEVE OWEN, Head Coach**

Date	Opponent	Giants	Opp.
9/23	at Boston Yankees (W)	27	7
10/3	at Washington (L)	10	41
10/10	at Philadelphia (L)	0	45
10/17	Chicago Cardinals (L)	35	63
10/24	Pittsburgh (W)	34	27
10/31	at Chicago Bears (L)	14	35
11/7	Philadelphia (L)	14	35
11/14	Los Angeles Rams (L)	37	52
11/21	Green Bay (Milw.) (W)	49	3
11/28	Boston Yankees (W)	28	14
12/5	at Pittsburgh (L)	28	38
12/12	Washington (L)	21	28
	<b>(H 2-4, A 2-4)</b>	<b>297</b>	<b>388</b>

1949 (6-6)

**3rd Place, Eastern Div.**  
**STEVE OWEN, Head Coach**

Date	Opponent	Giants	Opp.
9/25	at Pittsburgh (L)	7	28
9/30	at New York Bulldogs (W)	38	14
10/9	at Washington (W)	45	35
10/16	Pittsburgh (L)	17	21
10/23	Chicago Bears (W)	35	28
10/30	at Chicago Cardinals (W)	41	38
11/6	New York Bulldogs (L)	24	31
11/13	at Green Bay (W)	30	10
11/20	Detroit (L)	21	45
11/27	Washington (W)	23	7
12/4	Philadelphia (L)	3	24
12/11	at Philadelphia (L)	3	17
	<b>(H 2-4, A 4-2)</b>	<b>287</b>	<b>298</b>

**1950'S**

1950 (10-2)

**T-1st Place, American Conf.**  
**STEVE OWEN, Head Coach**

Date	Opponent	Giants	Opp.
9/17	at Pittsburgh (W)	18	7
10/1	at Cleveland (W)	6	0
10/8	at Washington (W)	21	17
10/15	Pittsburgh (L)	6	17
10/22	Cleveland (W)	17	13
10/29	at Chicago Cardinals (L)	3	17
11/5	Washington (W)	24	21
11/12	Chicago Cardinals (W)	51	21
11/19	at Baltimore (W)	55	20
11/26	Philadelphia (W)	7	3
12/3	New York Yanks (W)	51	7
12/10	at Philadelphia (W)	9	7
	<b>(H 5-1, A 5-1)</b>	<b>268</b>	<b>150</b>

**American Conference Playoff Game**

12/17	at Cleveland (L)	3	8
-------	------------------	---	---

**1951 (9-2-1)**

**2nd Place, American Conf.**  
**STEVE OWEN, Head Coach**

Date	Opponent	Giants	Opp.
10/1	at Pittsburgh (T)	13	13
10/7	at Washington (W)	35	14
10/14	Chicago Cardinals (W)	28	17
10/21	Philadelphia (W)	26	24
10/28	at Cleveland (L)	13	14
11/4	New York Yanks (W)	37	31
11/11	Washington (W)	28	14
11/18	Cleveland (L)	0	10
11/25	at Chicago Cardinals (W)	10	0
12/2	Pittsburgh (W)	14	0
12/9	at Philadelphia (W)	23	7
12/16	at New York Yanks (W)	27	17
	<b>(H 5-1, A 4-1-1)</b>	<b>254</b>	<b>161</b>

**1952 (7-5)**

**T-2nd Place, American Conf.**  
**STEVE OWEN, Head Coach**

Date	Opponent	Giants	Opp.
9/28	at Dallas Texans (W)	24	6
10/4	at Philadelphia (W)	31	7
10/12	at Cleveland (W)	17	9
10/19	Chicago Cardinals (L)	23	24
10/26	Philadelphia (L)	10	14
11/2	at Chicago Cardinals (W)	28	6
11/9	San Francisco (W)	23	14
11/16	Green Bay (L)	3	17
11/23	at Washington (W)	14	10
11/30	at Pittsburgh (L)	7	63
12/7	Washington (L)	17	27
12/14	Cleveland (W)	37	34
	<b>(H 2-4, A 5-1)</b>	<b>234</b>	<b>231</b>

**1953 (3-9)**

**5th Place, Eastern Conf.**  
**STEVE OWEN, Head Coach**

Date	Opponent	Giants	Opp.
9/27	at Los Angeles Rams (L)	7	21
10/3	at Pittsburgh (L)	14	24
10/11	at Washington (L)	9	13
10/18	Chicago Cardinals (W)	21	7
10/25	Cleveland (L)	0	7
11/1	at Chicago Cardinals (W)	23	20
11/8	at Philadelphia (L)	7	30
11/15	Pittsburgh (L)	10	14
11/22	Washington (L)	21	24
11/29	Philadelphia (W)	37	28
12/6	at Cleveland (L)	14	62
12/13	Detroit (L)	16	27
	<b>(H 2-4, A 1-5)</b>	<b>179</b>	<b>277</b>

**1954 (7-5)**

**3rd Place, Eastern Conf.**  
**JIM LEE HOWELL, Head Coach**

Date	Opponent	Giants	Opp.
9/26	at Chicago Cardinals (W)	41	10
10/2	at Baltimore (L)	14	20
10/10	at Washington (W)	51	21
10/17	Chicago Cardinals (W)	31	17
10/24	Washington (W)	24	7
10/31	at Cleveland (L)	14	24
11/7	at Pittsburgh (W)	30	6
11/14	Philadelphia (W)	27	14

11/21	Los Angeles Rams (L)	16	17
11/28	Cleveland (L)	7	16
12/5	Pittsburgh (W)	24	3
12/12	at Philadelphia (L)	14	29
	<b>(H 4-2, A 3-3)</b>	<b>293</b>	<b>184</b>

**1955 (6-5-1)**

**3rd Place, Eastern Conf.**  
**JIM LEE HOWELL, Head Coach**

Date	Opponent	Giants	Coach
9/24	at Philadelphia (L)	17	27
10/2	at Chicago Cardinals (L)	17	28
10/9	at Pittsburgh (L)	23	30
10/16	Chicago Cardinals (W)	10	0
10/23	Pittsburgh (L)	17	19
10/30	Washington (W)	35	7
11/6	at Cleveland (L)	14	24
11/13	Baltimore (W)	17	7
11/20	Philadelphia (W)	31	7
11/27	Cleveland (T)	35	35
12/4	at Washington (W)	27	20
12/11	at Detroit (W)	24	19
	<b>(H 4-1-1, A 2-4)</b>	<b>267</b>	<b>223</b>

**1956 (8-3-1)**

**1st Place, Eastern Conf.**  
**JIM LEE HOWELL, Head Coach**  
**NFL CHAMPIONS**

Date	Opponent	Giants	Opp.
9/30	at San Francisco (W)	38	1
10/7	at Chicago Cardinals (L)	27	35
10/14	at Cleveland (W)	21	9
10/21	Pittsburgh (W)	38	10
10/28	Philadelphia (W)	20	3
11/4	at Pittsburgh (W)	17	14
11/11	Chicago Cardinals (W)	23	10
11/18	at Washington (L)	7	33
11/25	Chicago Bears (T)	17	17
12/2	Washington (W)	28	14
12/9	Cleveland (L)	7	24
12/15	at Philadelphia (W)	21	7
	<b>(H 4-1-1, A 4-2)</b>	<b>264</b>	<b>197</b>

**NFL Championship Game**

12/30	Chicago Bears (W)	47	7
-------	-------------------	----	---

**1957 (7-5)**

**2nd Place, Eastern Conf.**  
**JIM LEE HOWELL, Head Coach**

Date	Opponent	Giants	Opp.
9/29	at Cleveland (L)	3	6
10/5	at Philadelphia (W)	24	20
10/13	at Washington (W)	24	20
10/20	Pittsburgh (W)	35	0
10/27	Washington (L)	14	31
11/3	at Green Bay (W)	21	17
11/10	Chicago Cardinals (W)	27	14
11/17	Philadelphia (W)	13	0
11/24	at Chicago Cardinals (W)	28	21
12/1	San Francisco (L)	17	27
12/7	at Pittsburgh (L)	10	21
12/15	Cleveland (L)	28	34
	<b>(H 3-3, A 4-2)</b>	<b>254</b>	<b>211</b>

**1958 (9-3)**

**T-1st Place, Eastern Conf.**  
**JIM LEE HOWELL, Head Coach**

Date	Opponent	Giants	Opp.
9/28	at Chicago Cardinals* (W)	37	7
10/5	at Philadelphia (L)	24	27
10/12	at Washington (W)	21	14
10/19	Chicago Cardinals (L)	6	23
10/26	Pittsburgh (W)	17	6
11/2	at Cleveland (W)	21	17
11/9	Baltimore(W)	24	21
11/16	at Pittsburgh (L)	10	31
11/23	Washington (W)	30	0
11/30	Philadelphia (W)	24	10
12/7	at Detroit (W)	19	17
12/14	Cleveland (W)	13	10
	<b>(H 5-1, A 4-2)</b>	<b>246</b>	<b>183</b>

\* played at Buffalo, N.Y.

**Eastern Conference Playoff Game**

12/21	Cleveland (W)	10	0
-------	---------------	----	---

**NFL Championship Game**

12/28	Baltimore (OT) (L)	17	23
-------	--------------------	----	----

**1959 (10-2)**

**1st Place, Eastern Conf.**

**JIM LEE HOWELL, Head Coach**

Date	Opponent	Giants	Opp.
9/26	at Los Angeles Rams (W)	23	21
10/4	at Philadelphia (L)	21	49
10/11	at Cleveland (W)	10	6
10/18	Philadelphia (W)	24	7
10/25	at Pittsburgh (W)	21	16
11/1	Green Bay (W)	20	3
11/8	Chicago Cardinals (W)	9	3
11/15	Pittsburgh (L)	9	14
11/22	at Chicago Cardinals* (W)	30	20
11/29	Washington (W)	45	14
12/6	Cleveland (W)	48	7
12/13	at Washington (W)	24	10
	<b>(H 5-1, A 5-1)</b>	<b>284</b>	<b>170</b>
* played at Minneapolis, Minn.			
<b>NFL Championship Game</b>			
12/27	at Baltimore (L)	16	31

**1960'S**

**1960 (6-4-2)**

**3rd Place, Eastern Conf.  
JIM LEE HOWELL, Head Coach**

Date	Opponent	Giants	Opp.
9/25	at San Francisco (W)	21	19
10/2	at St. Louis (W)	35	14
10/9	at Pittsburgh (W)	19	17
10/16	Washington (T)	24	24
10/30	St. Louis (L)	13	20
11/6	at Cleveland (W)	17	13
11/13	Pittsburgh (W)	27	24
11/20	Philadelphia (L)	10	17
11/27	at Philadelphia (L)	23	31
12/4	Dallas (T)	31	31
12/11	at Washington (W)	17	3
12/18	Cleveland (L)	34	48
	<b>(H 1-3-2, A 5-1)</b>	<b>271</b>	<b>261</b>

**1961 (10-3-1)**

**1st Place, Eastern Conf.  
ALLIE SHERMAN, Head Coach**

Date	Opponent	Giants	Opp.
9/17	St. Louis (L)	10	21
9/24	at Pittsburgh (W)	17	14
10/1	at Washington (W)	24	21
10/8	at St. Louis (W)	24	9
10/15	at Dallas (W)	31	10
10/22	L.A. Rams (W)	24	14
10/29	Dallas (L)	16	17
11/5	Washington (W)	53	0
11/12	Philadelphia (W)	38	21
11/19	Pittsburgh (W)	42	21
11/26	at Cleveland (W)	37	21
12/3	Green Bay (Milw.) (L)	17	20
12/10	at Philadelphia (W)	28	24
12/17	Cleveland (T)	7	7
	<b>(H 4-2-1, A 6-1)</b>	<b>368</b>	<b>220</b>
<b>NFL Championship Game</b>			
12/31	at Green Bay (L)	0	37

**1962 (12-2)**

**1st Place, Eastern Conference  
ALLIE SHERMAN, Head Coach**

Date	Opponent	Giants	Opp.
9/16	at Cleveland (L)	7	7
9/23	at Philadelphia (W)	29	13
9/30	at Pittsburgh (W)	31	27
10/7	at St. Louis (W)	31	14
10/14	Pittsburgh (L)	17	20
10/21	Detroit (W)	17	14
10/28	Washington (W)	49	34
11/4	St. Louis (W)	31	28
11/11	at Dallas (W)	41	10
11/18	Philadelphia (W)	19	14
11/25	at Washington (W)	42	24
12/2	at Chicago (W)	26	24
12/9	Cleveland (W)	17	13
12/16	Dallas (W)	41	31
	<b>(H 6-1, A 6-1)</b>	<b>398</b>	<b>283</b>
<b>NFL Championship Game</b>			
12/30	Green Bay (L)	7	16

**1963 (11-3)**

**1st Place, Eastern Conference  
ALLIE SHERMAN, Head Coach**

Date	Opponent	Giants	Opp.
------	----------	--------	------

9/15	at Baltimore (W)	37	28
9/22	at Pittsburgh (L)	0	31
9/29	at Philadelphia (W)	37	14
10/6	at Washington (W)	24	14
10/13	Cleveland (L)	24	35
10/20	Dallas (W)	37	21
10/27	at Cleveland (W)	33	6
11/3	at St. Louis (W)	38	21
11/10	Philadelphia (W)	42	14
11/17	San Francisco (W)	48	14
11/24	St. Louis (L)	17	24
12/1	at Dallas (W)	34	27
12/8	Washington (W)	44	14
12/15	Pittsburgh (W)	33	17
	<b>(H 5-2, A 6-1)</b>	<b>448</b>	<b>280</b>

**NFL Championship Game**

12/29	at Chicago (L)	10	14
-------	----------------	----	----

**1964 (2-10-2)**

**7th Place, Eastern Conference  
ALLIE SHERMAN, Head Coach**

Date	Opponent	Giants	Opp.
9/13	at Philadelphia (L)	7	38
9/20	at Pittsburgh (L)	24	27
9/25	Washington (W)	13	10
10/4	at Detroit (L)	3	26
10/11	at Dallas (T)	13	13
10/18	Philadelphia (L)	17	23
10/25	at Cleveland (L)	20	42
11/1	St. Louis (W)	34	17
11/8	Dallas (L)	21	31
11/15	at St. Louis (T)	10	10
11/22	Pittsburgh (L)	17	44
11/29	at Washington (L)	21	36
12/6	Minnesota (L)	21	30
12/12	Cleveland (L)	21	52
	<b>(H 2-5, A 0-5-2)</b>	<b>242</b>	<b>399</b>

**1965 (7-7)**

**T-2nd, Eastern Conference  
ALLIE SHERMAN, Head Coach**

Date	Opponent	Giants	Opp.
9/19	at Dallas (L)	2	31
9/26	at Philadelphia (W)	16	14
10/3	at Pittsburgh (W)	23	13
10/9	at Minnesota (L)	14	40
10/17	Philadelphia (W)	35	27
10/24	Cleveland (L)	14	38
10/31	St. Louis (W)	14	10
11/7	Washington (L)	7	23
11/14	at Cleveland (L)	21	34
11/21	at St. Louis (W)	28	15
11/28	Chicago (L)	14	35
12/5	Pittsburgh (W)	35	10
12/12	at Washington (W)	27	10
12/19	Dallas (L)	20	38
	<b>(H 3-4, A 4-3)</b>	<b>270</b>	<b>338</b>

**1966 (1-12-1)**

**8th Place, Eastern Conf.  
ALLIE SHERMAN, Head Coach**

Date	Opponent	Giants	Opp.
9/11	at Pittsburgh (T)	34	34
9/18	at Dallas (L)	7	52
9/25	at Philadelphia (L)	17	35
10/2	Cleveland (L)	7	28
10/9	at St. Louis (L)	19	24
10/16	Washington (W)	13	10
10/23	Philadelphia (L)	3	31
11/6	St. Louis (L)	17	20
11/13	at Los Angeles Rams (L)	14	55
11/20	Atlanta (L)	16	27
11/27	at Washington (L)	41	72
12/4	at Cleveland (L)	40	49
12/11	Pittsburgh (L)	28	47
12/18	Dallas (L)	7	17
	<b>(H 1-6, A 0-6-1)</b>	<b>263</b>	<b>501</b>

**1967 (7-7)**

**2nd Place, Century Division  
ALLIE SHERMAN, Head Coach**

Date	Opponent	Giants	Opp.
9/17	at St. Louis (W)	37	20
9/24	at Dallas (L)	24	38
10/1	at Washington (L)	34	38



10/8	New Orleans (W)	27	21
10/15	at Pittsburgh (W)	27	24
10/22	Green Bay (L)	21	48
10/29	Cleveland (W)	38	34
11/5	at Minnesota (L)	24	27
11/12	at Chicago (L)	7	34
11/19	Pittsburgh (W)	28	20
11/26	Philadelphia (W)	44	7
12/3	at Cleveland (L)	14	24
12/10	Detroit (L)	7	30
12/17	St. Louis (W)	37	14
	<b>(H 5-2, A 2-5)</b>	<b>369</b>	<b>379</b>

1968 (7-7)

2nd Place, NFC East  
ALLIE SHERMAN, Head Coach

Date	Opponent	Giants	Opp.
9/15	at Pittsburgh (W)	34	20
9/22	at Philadelphia (W)	34	25
9/29	Washington (W)	48	21
10/6	New Orleans (W)	38	21
10/13	at Atlanta (L)	21	24
10/20	San Francisco (L)	10	26
10/27	at Washington (W)	13	10
11/3	Baltimore (L)	0	26
11/10	at Dallas (W)	27	21
11/17	Philadelphia (W)	7	6
11/24	at Los Angeles Rams (L)	21	24
12/1	at Cleveland (L)	10	45
12/8	St. Louis (L)	21	28
12/15	Dallas (L)	10	28
	<b>(H 3-4, A 4-3)</b>	<b>294</b>	<b>325</b>

1969 (6-8)

2nd Place, NFC East  
ALEX WEBSTER, Head Coach

Date	Opponent	Giants	Opp.
9/21	Minnesota	24	23
9/28	at Detroit	0	24
10/5	Chicago	28	24
10/12	Pittsburgh	10	7
10/19	at Washington	14	20
10/27	at Dallas	3	25
11/2	Philadelphia	20	23
11/9	at St. Louis	17	42
11/16	New Orleans	24	25
11/23	at Cleveland	17	28
11/30	Green Bay (Milw.)	10	20
12/7	St. Louis	49	6
12/14	at Pittsburgh	21	17
12/21	Cleveland	27	14
	<b>(H 5-2, A 1-6)</b>	<b>264</b>	<b>298</b>

1970'S

1970 (9-5)

2nd Place, NFC East  
ALEX WEBSTER, Head Coach

Date	Opponent	Giants	Opp.
9/19	Chicago (L)	16	24
9/27	at Dallas (L)	10	28
10/4	at New Orleans (L)	10	14
10/11	Philadelphia (W)	30	23
10/18	at Boston Patriots (W)	16	0
10/25	St. Louis (W)	35	17
11/1	at New York Jets (W)	22	10
11/8	Dallas (W)	23	20
11/15	Washington (W)	35	33
11/23	at Philadelphia (L)	20	23
11/29	at Washington (W)	27	24
12/6	Buffalo (W)	20	6
12/13	at St. Louis (W)	34	17
12/20	Los Angeles Rams (L)	3	31
	<b>(H 5-2, A 4-3)</b>	<b>301</b>	<b>270</b>

1971 (4-10)

5th Place, NFC East  
ALEX WEBSTER, Head Coach

Date	Opponent	Giants	Opp.
9/19	at Green Bay (W)	42	40
9/26	Washington (L)	3	30
10/3	at St. Louis (W)	24	20
10/11	at Dallas (L)	13	20

10/17	Baltimore (L)	7	31
10/24	at Philadelphia (L)	7	23
10/31	Minnesota (L)	10	17
11/7	San Diego (W)	35	17
11/24	at Atlanta (W)	21	17
11/21	at Pittsburgh (L)	13	17
11/28	St. Louis (L)	7	24
12/5	at Washington (L)	7	23
12/12	Dallas (L)	14	42
12/19	Philadelphia (L)	28	41
	<b>(H 1-6, A 3-4)</b>	<b>228</b>	<b>362</b>

1972 (8-6)

3rd Place, NFC East  
ALEX WEBSTER, Head Coach

Date	Opponent	Giants	Opp.
9/17	at Detroit (L)	16	30
9/24	Dallas (L)	14	23
10/2	at Philadelphia (W)	27	12
10/8	New Orleans (W)	45	21
10/15	at San Francisco (W)	23	17
10/22	St. Louis (W)	27	21
10/29	Washington (L)	16	23
11/5	Denver (W)	29	17
11/12	at Washington (L)	13	27
11/19	at St. Louis (W)	13	7
11/26	Philadelphia (W)	62	10
12/3	at Cincinnati (L)	10	13
12/10	Miami (L)	13	23
12/17	at Dallas (W)	23	3
	<b>(H 4-3, A 4-3)</b>	<b>331</b>	<b>247</b>

1973 (2-11-1)

5th Place, NFC East  
ALEX WEBSTER, Head Coach

Date	Opponent	Giants	Opp.
9/16	Houston (W)	34	14
9/23	Philadelphia (T)	23	23
9/30	at Cleveland (L)	10	12
10/7	Green Bay (L)	14	16
10/14	Washington (L)	3	21
10/21	at Dallas (L)	28	45
10/28	at St. Louis (L)	27	35
11/4	at Oakland (L)	0	42
11/11	Dallas (L)	10	23
11/18	St. Louis (W)	24	13
11/25	at Philadelphia (L)	16	20
12/2	at Washington (L)	24	27
12/10	at Los Angeles Rams (L)	6	40
12/16	Minnesota (L)	7	31
	<b>(H 2-4-1, A 0-7)</b>	<b>226</b>	<b>362</b>

(Note: Sept. 16 and Sept. 23 games were played at Yankee Stadium. Remainder of home schedule was played at Yale Bowl, New Haven, Conn.)

1974 (2-12)

5th Place, NFC East  
BILL ARNSPARGER, Head Coach

Date	Opponent	Giants	Opp.
9/15	Washington (L)	10	13
9/22	New England (L)	20	28
9/29	at Dallas (W)	14	6
10/6	Atlanta (L)	7	14
10/13	at Philadelphia (L)	7	35
10/20	at Washington (L)	3	24
10/27	Dallas (L)	7	21
11/3	at Kansas City (W)	33	27
11/10	New York Jets (OT) (L)	20	26
11/17	at Detroit (L)	19	20
11/24	St. Louis (L)	21	23
12/1	at Chicago (L)	13	16
12/8	Philadelphia (L)	7	20
12/15	at St. Louis (L)	14	26
	<b>(H 0-7, A 2-5)</b>	<b>195</b>	<b>299</b>

1975 (5-9)

4th Place, NFC East  
BILL ARNSPARGER, Head Coach

Date	Opponent	Giants	Opp.
9/21	at Philadelphia (W)	23	14
9/28	at Washington (L)	13	49
10/5	at St. Louis (L)	14	26
10/12	Dallas (L)	7	13
10/20	at Buffalo (W)	17	14
10/25	St. Louis (L)	13	20
11/1	San Diego (W)	35	24
11/9	Washington (L)	13	21

11/16	Philadelphia (L)	10	13
11/23	Green Bay (Milw.) (L)	14	40
11/30	at Dallas (L)	3	14
12/7	Baltimore (L)	0	21
12/14	New Orleans (W)	28	14
12/21	at San Francisco (W)	26	23
	(H 2-5, A 3-4)	216	306

1976 (3-11)

5th Place, NFC East  
 BILL ARNSPARGER, Head Coach (0-7)  
 JOHN MCVAY, Head Coach (3-4)

Date	Opponent	Giants	Opp.
9/12	at Washington (L)	17	19
9/19	at Philadelphia (L)	7	20
9/26	at Los Angeles Rams (L)	10	24
10/3	at St. Louis (L)	21	27
10/10	Dallas (L)	14	24
10/17	at Minnesota (L)	7	24
10/24	Pittsburgh (L)	0	27
10/31	Philadelphia (L)	0	10
11/7	at Dallas (L)	3	9
11/14	Washington (W)	12	9
11/21	at Denver (L)	13	14
11/28	Seattle (W)	28	16
12/5	Detroit (W)	24	10
12/12	St. Louis (L)	14	17
	(H 3-4, A 0-7)	170	250

1977 (5-9)

5th Place, NFC East  
 JOHN MCVAY, Head Coach

Date	Opponent	Giants	Opp.
9/18	Washington (W)	20	17
9/25	at Dallas (L)	21	41
10/2	at Atlanta (L)	3	17
10/9	Philadelphia (L)	10	28
10/16	San Francisco (W)	20	17
10/23	at Washington (W)	17	6
10/31	at St. Louis (L)	0	28
11/6	Dallas (L)	10	24
11/13	at Tampa Bay (W)	10	0
11/20	Cleveland (L)	7	21
11/27	at Cincinnati (L)	13	30
12/4	St. Louis (W)	27	7
12/11	at Philadelphia (L)	14	17
12/18	Chicago (OT) (L)	9	12
	(H 3-4, A 2-5)	181	265

1978 (6-10)

5th Place, NFC East  
 JOHN MCVAY, Head Coach

Date	Opponent	Giants	Opp.
9/2	at Tampa Bay (W)	19	13
9/10	Dallas (L)	24	34
9/17	Kansas City (W)	26	10
9/24	San Francisco (W)	27	10
10/1	at Atlanta (L)	20	23
10/8	at Dallas (L)	3	24
10/15	Tampa Bay (W)	17	14
10/22	Washington (W)	17	6
10/29	at New Orleans (L)	17	28
11/5	at St. Louis (L)	10	20
11/12	at Washington (OT) (L)	13	16
11/19	Philadelphia (L)	17	19
11/26	at Buffalo (L)	17	41
12/3	Los Angeles Rams (L)	17	20
12/10	St. Louis (W)	17	0
12/17	Philadelphia (L)	3	20
	(H 5-3, A 1-7)	264	298

1979 (6-10)

4th Place, NFC East  
 RAY PERKINS, Head Coach

Date	Opponent	Giants	Opp.
9/2	at Philadelphia (L)	17	23
9/9	St. Louis (L)	14	27
9/17	at Washington (L)	0	27
9/23	Philadelphia (L)	13	17
9/30	at New Orleans (L)	14	24
10/7	Tampa Bay (W)	17	14
10/14	San Francisco (W)	32	16
10/21	at Kansas City (W)	21	17
10/28	at Los Angeles Rams (W)	20	14
11/4	Dallas (L)	14	16
11/11	Atlanta (W)	24	3

11/18	at Tampa Bay (L)	3	31
11/25	Washington (W)	14	6
12/2	at Dallas (L)	7	28
12/9	at St. Louis (L)	20	29
12/16	Baltimore (L)	7	31
	(H 4-4, A 2-6)	237	323

1980'S

1980 (4-12)

5th Place, NFC East  
 RAY PERKINS, Head Coach

Date	Opponent	Giants	Opp.
9/7	at St. Louis (W)	41	35
9/14	Washington (L)	21	23
9/22	at Philadelphia (L)	3	35
9/28	Los Angeles Rams (L)	7	28
10/5	at Dallas (L)	3	24
10/12	Philadelphia (L)	16	31
10/19	at San Diego (L)	7	44
10/26	Denver (L)	9	14
11/2	at Tampa Bay (L)	13	30
11/9	Dallas (W)	38	35
11/16	Green Bay (W)	27	21
11/23	at San Francisco (L)	0	12
11/30	St. Louis (L)	7	23
12/7	at Seattle (W)	27	21
12/13	at Washington (L)	13	16
12/21	Oakland (L)	17	33
	(H 2-6, A 2-6)	249	425

1981 (9-7)

3rd Place, NFC East  
 RAY PERKINS, Head Coach

Date	Opponent	Giants	Opp.
9/6	Philadelphia (L)	10	24
9/13	at Washington (W)	17	7
9/20	New Orleans (W)	20	7
9/27	at Dallas (L)	10	18
10/4	Green Bay (L)	14	27
10/11	St. Louis (W)	34	14
10/18	at Seattle (W)	32	0
10/25	at Atlanta (OT) (W)	27	24
11/1	New York Jets (L)	7	26
11/8	Green Bay (Milw.) (L)	24	26
11/15	at Washington (L)	27	30
11/22	at Philadelphia (W)	20	10
11/29	at San Francisco (L)	10	17
12/6	Los Angeles Rams (W)	10	7
12/13	at St. Louis (W)	20	10
12/19	at Dallas (OT) (W)	13	10
	(H 4-4, A 5-3)	295	257
	NFC Wild Card Game		
12/27	at Philadelphia (W)	27	21
	NFC Playoff Game		
1/3	at San Francisco (L)	24	38

1982 (4-5)

10th Place, NFC East  
 RAY PERKINS, Head Coach

Date	Opponent	Giants	Opp.
9/12	Atlanta (L)	14	16
9/20	Green Bay (L)	19	27
9/26	at Pittsburgh - Cancelled by Strike		
10/3	at Dallas - Cancelled by Strike		
10/10	St. Louis - Cancelled by Strike		
10/17	Cincinnati - Cancelled by Strike		
10/25	at Philadelphia - Cancelled by Strike		
10/31	Dallas - Cancelled by Strike		
11/7	at Cleveland - Cancelled by Strike		
11/14	at L. A. Rams - Cancelled by Strike		
11/21	Washington (L)	17	27
11/25	at Detroit (W)	13	6
12/5	Houston (W)	17	14
12/11	Philadelphia (W)	23	7
12/19	at Washington (L)	14	15
12/26	at St. Louis (L)	21	24
1/2	at Philadelphia (W)	26	24
	(H 2-3, A 2-2)	164	160

1983 (3-12-1)

5th Place, NFC East  
 BILL PARCELLS, Head Coach

Date	Opponent	Giants	Opp.
9/4	Los Angeles Rams (L)	6	16
9/11	at Atlanta (OT) (W)	16	13
9/18	at Dallas (L)	13	28

9/26	Green Bay (W)	27	3
10/2	San Diego (L)	34	41
10/9	Philadelphia (L)	13	17
10/16	at Kansas City (L)	17	38
10/24	at St. Louis (OT) (L)	20	20
10/30	Dallas (L)	20	38
11/7	at Detroit (L)	9	15
11/13	Washington (L)	17	33
11/20	at Philadelphia (W)	23	0
11/27	at Los Angeles Raiders (L)	12	27
12/4	St. Louis (L)	6	10
12/11	Seattle (L)	12	17
12/17	at Washington (L)	22	31
	<b>(H 1-7, A 2-5-1)</b>	<b>267</b>	<b>347</b>

1984 (9-7)

2nd Place, NFC East  
BILL PARCELLS, Head Coach

Date	Opponent	Giants	Opp.
9/2	Philadelphia (W)	28	27
9/9	Dallas (W)	28	7
9/16	at Washington (L)	14	30
9/23	Tampa Bay (W)	17	14
9/30	at Los Angeles Rams (L)	12	33
10/8	San Francisco (L)	10	31
10/14	at Atlanta (W)	19	7
10/21	at Philadelphia (L)	10	24
10/28	Washington (W)	37	13
11/4	at Dallas (W)	19	7
11/11	at Tampa Bay (L)	17	2
11/18	St. Louis (W)	16	10
11/25	Kansas City (W)	28	27
12/2	at New York Jets (W)	20	10
12/9	at St. Louis (L)	21	31
12/15	New Orleans (L)	3	10
	<b>(H 6-2, A 3-5)</b>	<b>299</b>	<b>301</b>

NFC Wild Card Game

12/23	at Los Angeles Rams (W)	16	13
-------	-------------------------	----	----

NFC Playoff Game

12/29	at San Francisco (L)	10	21
-------	----------------------	----	----

1985 (10-6)

2nd Place, NFC East  
BILL PARCELLS, Head Coach

Date	Opponent	Giants	Opp.
9/8	Philadelphia (W)	21	0
9/15	at Green Bay (L)	20	23
9/22	St. Louis (W)	27	17
9/29	at Philadelphia (OT) (W)	16	10
10/6	Dallas (L)	29	30
10/13	at Cincinnati (L)	30	35
10/20	Washington (W)	17	3
10/27	at New Orleans (W)	21	13
11/3	Tampa Bay (W)	22	20
11/10	Los Angeles Rams (W)	24	19
11/18	at Washington (L)	21	23
11/24	at St. Louis (W)	34	3
12/1	Cleveland (L)	33	35
12/8	at Houston (W)	35	14
12/15	at Dallas (L)	21	28
12/21	Pittsburgh (W)	28	10
	<b>(H 6-2, A 4-4)</b>	<b>399</b>	<b>283</b>

NFC Wild Card Game

12/29	San Francisco (W)	17	3
-------	-------------------	----	---

NFC Playoff Game

1/5	at Chicago (L)	0	21
-----	----------------	---	----

1986 (14-2)

1st Place, NFC East  
BILL PARCELLS, Head Coach  
WORLD CHAMPIONS

Date	Opponent	Giants	Opp.
9/8	at Dallas (L)	28	31
9/14	San Diego (W)	20	7
9/21	at Los Angeles Raiders (W)	14	9
9/28	New Orleans (W)	20	17
10/5	at St. Louis (W)	13	6
10/12	Philadelphia (W)	35	3
10/19	at Seattle (L)	12	17
10/27	Washington (W)	27	20
11/2	Dallas (W)	17	14
11/9	at Philadelphia (W)	17	14
11/16	at Minnesota (W)	22	20
11/23	Denver (W)	19	16
12/1	at San Francisco (W)	21	17
12/7	at Washington (W)	24	14

12/14	St. Louis (W)	27	7
12/20	Green Bay (W)	55	24
	<b>(H 8-0, A 6-2)</b>	<b>371</b>	<b>236</b>

NFC Playoff Game

1/4	San Francisco (W)	49	3
-----	-------------------	----	---

NFC Championship Game

1/11	Washington (W)	17	0
------	----------------	----	---

Super Bowl XXI (Pasadena, Calif.)

1/25	Danver (W)	39	20
------	------------	----	----

1987 (6-9)

5th Place, NFC East  
BILL PARCELLS, Head Coach

Date	Opponent	Giants	Opp.
9/14	at Chicago (L)	19	34
9/20	Dallas (L)	14	16
9/27	at Miami - Cancelled by Strike		
10/5	San Francisco (L)	21	41
10/11	Washington (L)	12	38
10/18	at Buffalo (OT) (L)	3	6
10/25	St. Louis (W)	30	7
11/2	at Dallas (L)	24	33
11/8	New England (W)	17	10
11/15	at Philadelphia (W)	20	17
11/22	at New Orleans (L)	14	23
11/29	at Washington (L)	19	23
12/6	Philadelphia (OT) (W)	23	20
12/13	at St. Louis (L)	24	27
12/19	Green Bay (W)	20	10
12/27	New York Jets (W)	20	7
	<b>(H 5-3, A 1-6)</b>	<b>280</b>	<b>312</b>

1988 (10-6)

2nd Place, NFC East  
BILL PARCELLS, Head Coach

Date	Opponent	Giants	Opp.
9/5	Washington (W)	27	20
9/11	San Francisco (L)	17	20
9/18	at Dallas (W)	12	10
9/25	Los Angeles Rams (L)	31	45
10/2	at Washington (W)	24	12
10/10	at Philadelphia (L)	13	24
10/16	Detroit (W)	30	10
10/23	at Atlanta (W)	23	16
10/30	at Detroit (OT) (W)	13	10
11/6	Dallas (W)	29	21
11/13	at Phoenix (L)	17	24
11/20	Philadelphia (OT) (L)	17	23
11/27	at New Orleans (W)	13	12
12/4	Phoenix (W)	44	7
12/11	Kansas City (W)	28	12
12/18	at New York Jets (L)	21	27
	<b>(H 5-3, A 5-3)</b>	<b>359</b>	<b>304</b>

1989 (12-4)

1st Place, NFC East  
BILL PARCELLS, Head Coach

Date	Opponent	Giants	Opp.
9/11	at Washington (W)	27	24
9/17	Detroit (W)	24	14
9/24	Phoenix (W)	35	7
10/1	at Dallas (W)	30	13
10/8	at Philadelphia (L)	19	21
10/15	Washington (W)	20	17
10/22	at San Diego (W)	20	13
10/30	Minnesota (W)	24	14
11/5	at Phoenix (W)	20	13
11/12	at Los Angeles Rams (L)	10	31
11/19	Seattle (W)	15	3
11/27	at San Francisco (L)	24	34
12/3	Philadelphia (L)	17	24
12/10	at Denver (W)	14	1
12/16	Dallas (W)	15	0
12/24	Los Angeles Raiders (W)	34	17
	<b>(H 7-1, A 5-3)</b>	<b>348</b>	<b>252</b>

NFC Playoff Game

1/7	Los Angeles Rams (OT) (L)	13	19
-----	---------------------------	----	----

1990'S

1990 (13-3)

1st Place, NFC East  
BILL PARCELLS, Head Coach  
WORLD CHAMPIONS

Date	Opponent	Giants	Opp.
9/9	Philadelphia (W)	27	20
9/16	at Dallas (W)	28	7

9/23	Miami (W)	20	3
9/30	Dallas (W)	31	17
10/14	at Washington (W)	24	20
10/21	Phoenix (W)	20	19
10/28	Washington (W)	21	10
11/5	at Indianapolis (W)	24	7
11/11	at Los Angeles Rams (W)	31	7
11/18	Detroit (W)	20	0
11/25	at Philadelphia (L)	13	31
12/3	at San Francisco (L)	3	7
12/9	Minnesota (W)	23	15
12/15	Buffalo (L)	13	17
12/23	at Phoenix (W)	24	21
12/30	at New England (W)	13	10
	<b>(H 7-1, A 6-2)</b>	<b>335</b>	<b>211</b>

**NFC Playoff Game**

1/13	Chicago (W)	31	3
------	-------------	----	---

**NFC Championship Game**

1/20	at San Francisco (W)	15	13
------	----------------------	----	----

**Super Bowl XXV (Tampa, Fla.)**

1/27	Buffalo (W)	20	19
------	-------------	----	----

**1991 (8-8)**

**4th Place, NFC East  
RAY HANDLEY, Head Coach**

Date	Opponent	Giants	Opp.
9/2	San Francisco	16	14
9/8	Los Angeles Rams	13	19
9/15	at Chicago	17	20
9/22	Cleveland	13	10
9/29	at Dallas	16	21
10/6	Phoenix	20	9
10/14	at Pittsburgh	23	20
10/27	Washington	13	17
11/4	at Philadelphia	7	30
11/10	at Phoenix	21	14
11/17	Dallas	22	9
11/24	at Tampa Bay	21	14
12/1	at Cincinnati	24	27
12/8	Philadelphia	14	19
12/15	at Washington	17	34
12/21	Houston	24	20
	<b>(H 5-3, A 3-5)</b>	<b>281</b>	<b>297</b>

**1992 (6-10)**

**4th Place, NFC East  
RAY HANDLEY, Head Coach**

Date	Opponent	Giants	Opp.
9/6	San Francisco (L)	14	31
9/13	Dallas (L)	28	34
9/21	at Chicago (W)	27	14
10/4	at Los Angeles Raiders (L)	10	13
10/11	Phoenix (W)	31	21
10/18	at Los Angeles Rams (L)	17	38
10/25	Seattle (W)	23	10
11/1	at Washington (W)	24	7
11/8	Green Bay (W)	27	7
11/15	at Denver (L)	13	27
11/22	Philadelphia (L)	34	47
11/26	at Dallas (L)	3	30
12/6	Washington (L)	10	28
12/12	at Phoenix (L)	0	19
12/19	Kansas City (W)	35	21
12/27	at Philadelphia (L)	10	20
	<b>(H 4-4, A 2-6)</b>	<b>306</b>	<b>367</b>

**1993 (11-5)**

**2nd Place, NFC East  
DAN REEVES, Head Coach**

Date	Opponent	Giants	Opp.
9/5	at Chicago (W)	26	20
9/12	Tampa Bay (W)	23	7
9/19	Los Angeles Rams (W)	20	10
10/3	at Buffalo (L)	14	17
10/10	at Washington (W)	41	7
10/17	Philadelphia (W)	21	10
10/31	New York Jets (L)	6	10
11/7	at Dallas (L)	9	31
11/14	Washington (W)	20	6
11/21	at Philadelphia (W)	7	3
11/28	Phoenix (W)	19	17
12/5	at Miami (W)	19	14
12/12	Indianapolis (W)	20	6
12/20	at New Orleans (W)	24	14
12/26	at Phoenix (L)	6	17

1/2	Dallas (OT) (L)	13	16
	<b>(H 6-2, A 5-3)</b>	<b>288</b>	<b>205</b>

**NFC Wild Card Game**

1/9	Minnesota	17	10
-----	-----------	----	----

**NFC Playoff Game**

1/15	at San Francisco (L)	3	44
------	----------------------	---	----

**1994 (9-7)**

**2nd Place, NFC East  
DAN REEVES, Head Coach**

Date	Opponent	Giants	Opp.
9/4	Philadelphia (W)	28	23
9/11	at Arizona (W)	20	17
9/18	Washington (W)	31	23
10/2	at New Orleans (L)	22	27
10/10	Minnesota (L)	10	27
10/16	at Los Angeles Rams (L)	10	17
10/23	Pittsburgh (L)	6	10
10/30	Detroit (OT) (L)	25	28
11/7	at Dallas (L)	10	38
11/13	Arizona (L)	9	10
11/21	at Houston (W)	13	10
11/27	at Washington (W)	21	19
12/4	at Cleveland (W)	16	13
12/11	Cincinnati (W)	27	20
12/18	at Philadelphia (W)	16	13
12/24	Dallas (W)	15	10
	<b>(H 4-4, A 5-3)</b>	<b>279</b>	<b>305</b>

**1995 (5-11)**

**4th Place, NFC East  
DAN REEVES, Head Coach**

Date	Opponent	Giants	Opp.
9/4	Dallas (L)	0	35
9/10	at Kansas City (OT) (L)	17	20
9/17	at Green Bay (L)	6	14
9/24	New Orleans (W)	45	29
10/1	at San Francisco (L)	6	20
10/8	Arizona (OT) (W)	27	21
10/15	Philadelphia (L)	14	17
10/29	at Washington (W)	24	15
11/5	at Seattle (L)	28	30
11/12	Oakland (L)	13	17
11/19	at Philadelphia (L)	19	28
11/26	Chicago (L)	24	27
11/30	at Arizona (W)	10	6
12/10	Washington (W)	20	13
12/17	at Dallas (L)	20	21
12/23	San Diego (L)	17	27
	<b>(H 3-5, A 2-6)</b>	<b>290</b>	<b>340</b>

**1996 (6-10)**

**5th Place, NFC East  
DAN REEVES, Head Coach**

Date	Opponent	Giants	Opp.
9/1	Buffalo (OT) (L)	20	23
9/8	at Dallas (L)	0	27
9/15	Washington (L)	10	31
9/22	at New York Jets (W)	13	6
9/29	Minnesota (W)	15	10
10/13	Philadelphia (L)	10	19
10/20	at Washington (L)	21	31
10/27	at Detroit (W)	35	7
11/3	Arizona (W)	16	8
11/10	at Carolina (L)	17	27
11/17	at Arizona (L)	23	31
11/24	Dallas (W)	20	6
12/1	at Philadelphia (L)	0	24
12/8	at Miami (W)	17	7
12/15	New Orleans (L)	3	17
12/21	New England (L)	22	23
	<b>(H 3-5, A 3-5)</b>	<b>242</b>	<b>297</b>

**1997 (10-5-1)**

**1st Place, NFC East  
JIM FASSEL, Head Coach**

Date	Opponent	Giants	Opp.
8/31	Philadelphia (W)	31	17
9/7	at Jacksonville (L)	13	40
9/14	Baltimore (L)	23	24
9/21	at St. Louis (L)	3	13
9/28	New Orleans (W)	14	9
10/5	Dallas (W)	20	17
10/12	at Arizona (W)	27	13
10/19	at Detroit (OT) (W)	26	20
10/26	Cincinnati (W)	29	27



11/9	at Tennessee (L)	6	10
11/16	Arizona (W)	19	10
11/23	at Washington (OT) (T)	7	7
11/30	Tampa Bay (L)	8	20
12/7	at Philadelphia (W)	31	21
12/13	Washington (W)	30	10
12/21	at Dallas (W)	20	7
	<b>(H 6-2, A 4-3-1)</b>	<b>307</b>	<b>265</b>

**NFC Wild Card Game**

12/27	Minnesota (L)	22	23
-------	---------------	----	----

**1998 (8-8)**

**3rd Place, NFC East  
JIM FASSEL, Head Coach**

Date	Opponent	Giants	Opp.
9/6	Washington (W)	31	24
9/13	at Oakland (L)	17	20
9/21	Dallas (L)	7	31
9/27	at San Diego (W)	34	16
10/4	at Tampa Bay (L)	3	20
10/11	Atlanta (L)	20	34
10/18	Arizona (W)	34	7
11/1	at Washington (L)	14	21
11/8	at Dallas (L)	6	16
11/15	Green Bay (L)	3	37
11/22	Philadelphia (W)	20	0
11/30	at San Francisco (L)	7	31
12/6	at Arizona (W)	23	19
12/13	Denver (W)	20	16
12/20	Kansas City (W)	28	7
12/27	at Philadelphia (W)	20	10
	<b>(H 5-3, A 3-5)</b>	<b>287</b>	<b>309</b>

**1999 (7-9)**

**3rd Place, NFC East  
JIM FASSEL, Head Coach**

Date	Opponent	Giants	Opp.
9/12	at Tampa Bay (W)	17	13
9/19	Washington (L)	21	50
9/26	at New England (L)	14	16
10/3	Philadelphia (W)	16	15
10/10	at Arizona (L)	3	14
10/18	Dallas (W)	13	10
10/24	New Orleans (W)	31	3
10/31	at Philadelphia (OT) (W)	23	17
11/14	Indianapolis (L)	19	27
11/21	at Washington (L)	13	23
11/28	Arizona (L)	24	34
12/5	New York Jets (W)	41	28
12/12	at Buffalo (W)	19	17
12/19	at St. Louis (L)	10	31
12/26	Minnesota (L)	17	34
1/2	at Dallas (L)	18	26
	<b>(H 4-4, A 3-5)</b>	<b>299</b>	<b>358</b>

**2000'S**

**2000 (12-4)**

**1st Place, NFC East  
JIM FASSEL, Head Coach**

Date	Opponent	Giants	Opp.
9/3	Arizona (W)	21	16
9/10	at Philadelphia (W)	33	18
9/17	at Chicago (W)	14	7
9/24	Washington (L)	6	16
10/1	at Tennessee (L)	14	28
10/8	at Atlanta (W)	13	6
10/15	Dallas (W)	19	14
10/29	Philadelphia (W)	24	7
11/5	at Cleveland (W)	24	3
11/12	St. Louis (L)	24	38
11/19	Detroit (L)	21	31
11/26	at Arizona (W)	31	7
12/3	at Washington (W)	9	7
12/10	Pittsburgh (W)	30	10
12/17	at Dallas (W)	17	13
12/23	Jacksonville (W)	28	25
	<b>(H 5-3, A 7-1)</b>	<b>328</b>	<b>246</b>

**NFC Playoff Game**

1/7	Philadelphia (W)	20	10
-----	------------------	----	----

**NFC Championship Game**

1/14	Minnesota (W)	41	0
------	---------------	----	---

**Super Bowl XXXV (Tampa, Fla.)**

1/28	Baltimore (L)	7	34
------	---------------	---	----

**2001 (7-9)**

**3rd Place, NFC East**

**JIM FASSEL, Head Coach**

Date	Opponent	Giants	Opp.
9/10	at Denver (L)	20	31
9/23	at Kansas City (W)	13	3
9/30	New Orleans (W)	21	13
10/7	Washington (W)	23	9
10/14	at St. Louis (L)	14	15
10/22	Philadelphia (L)	9	10
10/28	at Washington (L)	21	35
11/4	Dallas (OT) (W)	27	24
11/11	at Arizona (W)	17	10
11/19	at Minnesota (L)	16	28
11/25	Oakland (L)	10	28
12/9	at Dallas (L)	13	20
12/15	Arizona (W)	17	13
12/23	Seattle (W)	27	24
12/30	at Philadelphia (L)	21	24
1/6	Green Bay (L)	25	34
	<b>(H 5-3, A 2-6)</b>	<b>294</b>	<b>321</b>

**2002 (10-6)**

**2nd Place, NFC East  
JIM FASSEL, Head Coach**

Date	Opponent	Giants	Opp.
9/5	San Francisco (L)	13	16
9/15	at St. Louis (W)	26	21
9/22	Seattle (L)	9	6
9/29	at Arizona (W)	7	21
10/6	at Dallas (W)	21	17
10/13	Atlanta (L)	10	17
10/28	at Philadelphia (L)	3	17
11/3	Jacksonville (W)	24	17
11/10	at Minnesota (W)	27	20
11/17	Washington (W)	19	17
11/24	at Houston (L)	14	16
12/1	Tennessee (OT) (L)	29	32
12/8	at Washington (W)	27	21
12/15	Dallas (W)	37	7
12/22	at Indianapolis (W)	44	27
12/28	Philadelphia (OT) (W)	10	7
	<b>(H 5-3, A 5-3)</b>	<b>320</b>	<b>279</b>

**NFC Wild Card**

1/5	at San Francisco (L)	38	39
-----	----------------------	----	----

**2003 (4-12)**

**4th Place, NFC East  
JIM FASSEL, Head Coach**

Date	Opponent	Giants	Opp.
9/7	St. Louis (W)	23	13
9/15	Dallas (OT) (L)	32	35
9/21	at Washington (OT) (W)	24	21
10/5	Miami (L)	10	23
10/12	at New England (L)	6	17
10/19	Philadelphia (L)	10	14
10/26	at Minnesota (W)	29	17
11/2	at New York Jets (OT) (W)	31	28
11/9	Atlanta (L)	7	27
11/16	at Philadelphia (L)	10	28
11/24	at Tampa Bay (L)	13	19
11/30	Buffalo (L)	7	24
12/7	Washington (L)	7	20
12/14	at New Orleans (L)	7	45
12/21	at Dallas (L)	3	19
12/28	Carolina (L)	24	37
	<b>(H 1-7, A 3-5)</b>	<b>243</b>	<b>387</b>

**2004 (6-10)**

**2nd Place, NFC East  
TOM COUGHLIN, Head Coach**

Date	Opponent	Giants	Opp.
9/12	at Philadelphia (L)	17	31
9/19	Washington (W)	20	14
9/26	Cleveland (W)	27	10
10/3	at Green Bay (W)	14	7
10/10	at Dallas (W)	26	10
10/24	Detroit (L)	13	28
10/31	at Minnesota (W)	34	13
11/7	Chicago (L)	21	28
11/14	at Arizona (L)	14	17
11/21	Atlanta (L)	10	14
11/28	Philadelphia (L)	6	27
12/5	at Washington (L)	7	31

12/12	at Baltimore (L)	14	37
12/18	Pittsburgh (L)	30	33
12/26	at Cincinnati (L)	22	23
1/2	Dallas (W)	28	24
	<b>(H 3-5, A 3-5)</b>	<b>303</b>	<b>347</b>

2005 (11-5)

**1st Place, NFC East  
TOM COUGHLIN, Head Coach**

Date	Opponent	Giants	Opp.
9/11	Arizona (W)	42	19
9/19	at *New Orleans (W)	27	10
9/25	at San Diego (L)	23	45
10/2	St. Louis (W)	44	24
10/16	at Dallas (OT) (L)	13	16
10/23	Denver (W)	24	23
10/30	Washington (W)	36	0
11/6	at San Francisco (W)	24	6
11/13	Minnesota (L)	21	24
11/20	Philadelphia (W)	27	17
11/27	at Seattle (OT) (L)	21	24
12/4	Dallas (W)	17	10
12/11	at Philadelphia (OT) (W)	26	23
12/17	Kansas City (W)	27	17
12/24	at Washington (L)	20	35
12/31	at Oakland (W)	30	21
	<b>(H 7-1, A 4-4)</b>	<b>422</b>	<b>314</b>

\*Game played at Giants Stadium

**NFC Wild Card**

1/8	Carolina (L)	0	23
-----	--------------	---	----

2006 (8-8)

**3rd Place, NFC East  
TOM COUGHLIN, Head Coach**

Date	Opponent	Giants	Opp.
9/10	Indianapolis (L)	21	26
9/17	at Philadelphia (OT) (W)	30	24
9/24	at Seattle (L)	30	42
10/8	Washington (W)	19	3
10/15	at Atlanta (W)	27	14
10/23	at Dallas (W)	36	22
10/29	Tampa Bay (W)	17	3
11/5	Houston (W)	14	10
11/12	Chicago (L)	20	38
11/20	at Jacksonville (L)	10	26
11/26	at Tennessee (L)	21	24
12/3	Dallas (L)	20	23
12/10	at Carolina (W)	27	13
12/17	Philadelphia (L)	22	36
12/24	New Orleans (L)	7	30
12/30	at Washington (W)	34	28
	<b>(H 3-5, A 5-3)</b>	<b>355</b>	<b>362</b>

**NFC Wild Card**

1/7	at Philadelphia (L)	20	23
-----	---------------------	----	----

2007 (10-6)

**2nd Place, NFC East  
TOM COUGHLIN, Head Coach  
WORLD CHAMPIONS**

Date	Opponent	Giants	Opp.
9/9	at Dallas (L)	35	45
9/16	Green Bay (L)	13	35
9/23	at Washington (W)	24	17
9/30	Philadelphia (W)	16	3
10/7	New York Jets (W)	35	24
10/15	at Atlanta (W)	31	10
10/21	San Francisco (W)	33	15
10/28	at Miami (W)	13	10
11/11	Dallas (L)	20	31
11/18	at Detroit (W)	16	10
11/25	Minnesota (L)	17	41
12/2	at Chicago (W)	21	16
12/9	at Philadelphia (W)	16	13
12/16	Washington (L)	10	22
12/23	at Buffalo (W)	38	21
12/29	New England (L)	35	38
	<b>(H 3-5, A 7-1)</b>	<b>373</b>	<b>351</b>

**NFC Wild Card**

1/6	at Tampa Bay (W)	24	14
-----	------------------	----	----

**NFC Playoff Game**

1/13	at Dallas (W)	21	17
------	---------------	----	----

**NFC Championship Game**

1/20	at Green Bay (OT) (W)	23	20
------	-----------------------	----	----

**Super Bowl XLII (Glendale, AZ)**

2/3	at New England (W)	17	14
-----	--------------------	----	----

2008 (12-4)

**1st Place, NFC East  
TOM COUGHLIN, Head Coach**

Date	Opponent	Giants	Opp.
9/4	Washington (W)	16	7
9/14	at St. Louis (W)	41	13
9/21	Cincinnati (OT) (W)	26	23
10/5	Seattle (W)	44	6
10/13	at Cleveland (L)	14	35
10/19	San Francisco (W)	29	17
10/26	at Pittsburgh (W)	21	14
11/2	Dallas (W)	35	14
11/9	at Philadelphia (W)	36	31
11/16	Baltimore (W)	30	10
11/23	at Arizona (W)	37	29
11/30	at Washington (W)	23	7
12/7	Philadelphia (L)	14	20
12/14	at Dallas (L)	8	20
12/21	Carolina (OT) (W)	34	28
12/28	at Minnesota (L)	19	20
	<b>(H 7-1, A 5-3)</b>	<b>427</b>	<b>294</b>

**NFC Playoff Game**

1/11	Philadelphia (L)	11	23
------	------------------	----	----

2009 (8-8)

**3rd Place, NFC East  
TOM COUGHLIN, Head Coach**

Date	Opponent	Giants	Opp.
9/13	Washington (W)	23	17
9/20	at Dallas (W)	33	31
9/27	at Tampa Bay (W)	24	0
10/4	at Kansas City (W)	27	16
10/11	Oakland (W)	44	7
10/18	at New Orleans (L)	27	48
10/25	Arizona (L)	17	24
11/1	at Philadelphia (L)	17	40
11/8	San Diego (L)	20	21
11/22	Atlanta (OT) (W)	34	31
11/26	at Denver (L)	6	26
12/6	Dallas (W)	31	24
12/13	Philadelphia (L)	38	45
12/21	at Washington (W)	45	12
12/27	Carolina (L)	9	41
1/3	at Minnesota (L)	7	44
	<b>(H 4-4, A 4-4)</b>	<b>402</b>	<b>427</b>

**2010'S**

2010 (10-6)

**2nd Place, NFC East  
TOM COUGHLIN, Head Coach**

Date	Opponent	Giants	Opp.
9/12	Carolina (W)	31	18
9/19	at Indianapolis (L)	14	38
9/26	Tennessee (L)	10	29
10/3	Chicago (W)	17	3
10/10	at Houston (W)	34	10
10/17	Detroit (W)	28	20
10/25	at Dallas (W)	41	35
11/7	at Seattle (W)	41	7
11/14	Dallas (L)	20	33
11/21	at Philadelphia (L)	17	27
11/28	Jacksonville (W)	24	20
12/5	Washington (W)	31	7
12/13	*at Minnesota (W)	21	3
12/19	Philadelphia (L)	31	38
12/26	at Green Bay (L)	17	45
1/2	at Washington (W)	17	14
	<b>(H 5-3, A 5-3)</b>	<b>394</b>	<b>347</b>

\*Game played in Detroit

2011 (9-7)

**1st Place, NFC East  
TOM COUGHLIN, Head Coach  
WORLD CHAMPIONS**

Date	Opponent	Giants	Opp.
9/11	at Washington (L)	14	28
9/19	St. Louis (W)	28	16
9/25	at Philadelphia (W)	29	16
10/2	at Arizona (W)	31	27
10/9	Seattle (L)	25	36
10/16	Buffalo (W)	27	24
10/30	Miami (W)	20	17

11/6	at New England (W)	24	20
11/13	at San Francisco (L)	20	27
11/20	Philadelphia (L)	10	17
11/28	at New Orleans (L)	24	49
12/4	Green Bay (L)	35	38
12/11	at Dallas (W)	37	34
12/18	Washington (L)	10	23
12/24	at Jets (W)	29	14
1/1	Dallas (W)	31	14
	<b>(H 4-4, A 5-3)</b>	<b>394</b>	<b>400</b>

**NFC Wild Card**

1/8	Atlanta (W)	24	2
	<b>NFC Playoff Game</b>		
1/15	at Green Bay (W)	37	20
	<b>NFC Championship Game</b>		
1/22	at San Francisco (OT) (W)	20	17
	<b>Super Bowl XLVI (Indianapolis)</b>		
2/5	New England (W)	21	17

**3rd Place, NFC East  
TOM COUGHLIN, Head Coach**

Date	Opponent	Giants	Opp.
9/5	Dallas (L)	17	24
9/16	Tampa Bay (W)	41	34
9/20	at Carolina (W)	36	7
9/30	at Philadelphia (L)	17	19
10/7	Cleveland (W)	41	27
10/14	at San Francisco (W)	26	3
10/21	Washington (W)	27	23
10/28	at Dallas (W)	29	24
11/4	Pittsburgh (L)	20	24
11/11	at Cincinnati (L)	13	31
11/25	Green Bay (W)	38	10
12/3	at Washington (L)	16	17
12/9	New Orleans (W)	52	27
12/16	at Atlanta (L)	0	34
12/23	at Baltimore (L)	14	33
12/30	Philadelphia (W)	42	7
	<b>(H-6-2, A 3-5)</b>	<b>424</b>	<b>339</b>

**2013 (7-9)**

**3rd Place, NFC East  
TOM COUGHLIN, Head Coach**

Date	Opponent	Giants	Opp.
9/8	at Dallas (L)	31	36
9/15	Denver (L)	23	41
9/22	at Carolina (L)	0	38
9/29	at Kansas City (L)	7	31
10/6	Philadelphia (L)	21	36
10/10	at Chicago (L)	21	27
10/21	Minnesota (W)	23	7
10/27	at Philadelphia (W)	15	7
11/10	Oakland (W)	24	20
11/17	Green Bay (W)	27	13
11/24	Dallas (L)	21	24
12/1	at Washington (W)	24	17
12/8	at San Diego (L)	14	37
12/15	Seattle (L)	0	23
12/22	at Detroit (OT) (W)	23	20
12/29	Washington (W)	20	6
	<b>(H-4-4, A 3-5)</b>	<b>424</b>	<b>339</b>

**2014 (6-10)**

**3rd Place, NFC East  
TOM COUGHLIN, Head Coach**

Date	Opponent	Giants	Opp.
9/8	at Detroit (L)	14	35
9/14	Arizona (L)	14	25
9/21	Houston (W)	30	17
9/25	at Washington (W)	45	14
10/5	Atlanta (W)	30	20
10/12	at Philadelphia (L)	0	27
10/19	at Dallas (L)	21	31
11/3	Indianapolis (L)	24	40
11/9	at Seattle (L)	17	38
11/16	San Francisco (L)	10	16
11/23	Dallas (L)	28	31
11/30	at Jacksonville (L)	24	25
12/7	at Tennessee (W)	36	7
12/14	Washington (W)	24	13
12/21	at St. Louis (W)	37	27
12/28	Philadelphia (L)	26	34
	<b>(H-3-5, A 3-5)</b>	<b>424</b>	<b>339</b>

**2015 (6-10)**

**3rd Place, NFC East**

Date	Opponent	Giants	Opp.
9/13	at Dallas (L)	26	27
9/20	Atlanta (L)	20	24
9/24	Washington (W)	32	21
10/4	at Buffalo (W)	24	10
10/11	San Francisco (W)	30	27
10/19	at Philadelphia (L)	7	27
10/25	Dallas (W)	27	20
11/1	at New Orleans (L)	49	52
11/8	at Tampa Bay (W)	32	18
11/15	New England (L)	26	27
11/29	at Washington (L)	14	20
12/6	New York Jets (OT) (L)	20	23
12/14	at Miami (W)	31	24
12/20	Carolina (L)	35	38
12/27	at Minnesota (L)	17	49
1/3	Philadelphia (L)	30	35
	<b>(H 3-5, A 3-5)</b>	<b>420</b>	<b>422</b>

**2016 (11-5)**

**2nd Place, NFC East  
BEN McADOO, Head Coach**

Date	Opponent	Giants	Opp.
9/11	at Dallas (W)	20	19
9/18	New Orleans (W)	16	13
9/25	Washington (L)	27	29
10/3	at Minnesota (L)	10	24
10/9	at Green Bay (L)	16	23
10/16	Baltimore (W)	27	23
10/23	at Los Angeles (W)	17	10
11/6	Philadelphia (W)	28	23
11/14	Cincinnati (W)	21	20
11/20	Chicago (W)	22	16
11/27	at Cleveland (W)	27	13
12/4	at Pittsburgh (L)	14	24
12/11	Dallas (W)	10	7
12/18	Detroit (W)	17	6
12/22	at Philadelphia (L)	19	24
1/1	at Washington (W)	19	10
	<b>(H 7-1, A 4-4)</b>	<b>310</b>	<b>284</b>

**NFC Wild Card**

1/8	at Green Bay (L)	13	38
-----	------------------	----	----

**2017 (3-13)**

**4th Place, NFC East  
BEN McADOO, Head Coach (2-10)  
STEVE SPAGNUOLO (1-3)**

Date	Opponent	Giants	Opp.
9/10	at Dallas (L)	3	19
9/18	Detroit (L)	10	24
9/24	at Philadelphia (L)	24	27
10/1	at Tampa Bay (L)	23	25
10/8	LA Chargers (L)	22	27
10/15	at Denver (W)	23	10
10/22	Seattle (L)	7	24
11/5	LA Rams (L)	17	51
11/12	at San Francisco (L)	21	31
11/19	Kansas City (OT) (W)	12	9
11/23	at Washington (L)	10	20
12/3	at Oakland (L)	17	24
12/10	Dallas (L)	10	30
12/17	Philadelphia (L)	29	34
12/24	at Arizona (L)	0	23
12/31	Washington (W)	18	10
	<b>(H 2-6, A 1-7)</b>	<b>246</b>	<b>388</b>

**2018 (5-11)**

**4th Place, NFC East  
PAT SHURMUR, Head Coach**

Date	Opponent	Giants	Opp.
9/9	Jacksonville (L)	15	20
9/16	at Dallas (L)	13	20
9/23	at Houston (W)	27	22
9/30	New Orleans (L)	18	33
10/7	at Carolina (L)	31	33
10/11	Philadelphia (L)	13	34
10/22	at Atlanta (L)	20	23
10/28	Washington (L)	13	20
11/12	at San Francisco (W)	27	23
11/18	Tampa Bay (W)	38	35
11/25	at Philadelphia (L)	22	25
12/2	Chicago (OT) (W)	30	27
12/9	at Washington (W)	40	16
12/16	Tennessee (L)	0	17

12/23	at Indianapolis (L)	27	28
12/30	Dallas (L)	35	36
	<b>(H 2-6, A 3-5)</b>	<b>369</b>	<b>412</b>

2019 (4-12)

3rd Place, NFC East  
PAT SHURMUR, Head Coach

Date	Opponent	Giants	Opp.
9/8	at Dallas (L)	17	35
9/15	Buffalo (L)	14	28
9/22	at Tampa Bay (W)	32	31
9/29	Washington (W)	24	3
10/6	Minnesota (L)	10	28
10/10	at New England (L)	14	35
10/20	Arizona (L)	21	27
10/27	at Detroit (L)	26	31
11/4	Dallas (L)	18	37
11/10	at New York Jets (L)	27	34
11/24	at Chicago (L)	14	19
12/1	Green Bay (L)	14	31
12/9	at Philadelphia (OT) (L)	17	23
12/15	Miami (W)	36	20
12/22	at Washington (OT) (W)	41	35
12/29	Philadelphia (L)	17	34
	<b>(H 2-6, A 2-6)</b>	<b>341</b>	<b>451</b>

2020'S

2020 (6-10)

2nd Place, NFC East  
JOE JUDGE, Head Coach

Date	Opponent	Giants	Opp.
9/14	Pittsburgh (L)	16	26
9/20	at Chicago (L)	13	17
9/27	San Francisco (L)	9	36
10/4	at L.A. Rams (L)	9	17
10/11	at Dallas (L)	34	37
10/18	Washington (W)	20	19
10/22	at Philadelphia (L)	21	22
11/2	Tampa Bay (L)	23	25
11/8	at Washington (W)	23	20
11/15	Philadelphia (W)	27	17
11/29	at Cincinnati (W)	19	17
12/6	at Seattle (W)	17	12
12/13	Arizona (L)	7	26
12/20	Cleveland (L)	6	20
12/27	at Baltimore (L)	13	27
1/3	Dallas (W)	23	19
	<b>(H 3-5, A 3-5)</b>	<b>280</b>	<b>357</b>

2021 (4-13)

4th Place, NFC East  
JOE JUDGE, Head Coach

Date	Opponent	Giants	Opp.
9/12	Denver (L)	13	27
9/16	at Washington (L)	29	30
9/26	Atlanta (L)	14	17
10/3	at New Orleans (OT) (W)	27	21
10/10	at Dallas (L)	20	44
10/17	LA Rams (L)	11	38
10/24	Carolina (W)	25	3
11/1	at Kansas City (L)	17	20
11/7	Las Vegas (W)	23	16
11/22	at Tampa Bay (L)	10	30
11/28	Philadelphia (W)	13	7
12/5	at Miami (L)	9	20
12/12	at Los Angeles Chargers (L)	21	37
12/19	Dallas (L)	6	21
12/26	at Philadelphia (L)	10	34
1/2	at Chicago (L)	3	29
1/9	Washington (L)	7	22
	<b>(H 3-5, A 1-8)</b>	<b>258</b>	<b>416</b>

2022 (9-7-1)

3rd Place, NFC East  
BRIAN DABOLL, Head Coach

Date	Opponent	Giants	Opp.
9/11	at Tennessee (W)	21	20
9/18	Carolina (W)	19	16
9/26	Dallas (L)	16	23
10/2	Chicago (W)	20	12
10/9	at Green Bay (W)	27	22
10/16	Baltimore (W)	24	20
10/23	at Jacksonville (W)	23	17

10/30	at Seattle (L)	13	27
11/13	Houston (W)	24	16
11/20	Detroit (L)	18	31
11/24	at Dallas (L)	20	28
12/4	Washington (T)	20	20
12/11	Philadelphia (L)	22	48
12/18	at Washington (W)	20	12
12/24	at Minnesota (L)	24	27
1/1	Indianapolis (W)	38	10
1/8	at Philadelphia (L)	16	22
	<b>(H 5-3-1, A 4-4)</b>	<b>365</b>	<b>371</b>
	<b>NFC Wild Card</b>		
1/15	at Minnesota (W)	31	24
	<b>NFC Playoff Game</b>		
1/21	at Philadelphia (L)	7	38

2023 (6-11)

3rd Place, NFC East  
BRIAN DABOLL, Head Coach

Date	Opponent	Giants	Opp.
9/10	Dallas (L)	0	40
9/17	at Arizona (W)	31	28
9/21	at San Francisco (L)	12	30
10/2	Seattle (L)	3	24
10/8	at Miami (L)	16	31
10/15	at Buffalo (L)	9	14
10/22	Washington (W)	14	7
10/29	New York Jets (OT) (L)	10	13
11/5	at Las Vegas (L)	6	30
11/12	at Dallas (L)	17	49
11/19	at Washington (W)	31	19
11/26	New England (W)	10	7
12/11	Green Bay (W)	24	22
12/17	at New Orleans (L)	6	24
12/25	at Philadelphia (L)	25	33
12/31	LA Rams (L)	25	26
1/7	Philadelphia (W)	27	10
	<b>(H 4-4, A 2-7)</b>	<b>266</b>	<b>407</b>

GIANTS PRESEASON YEAR-BY-YEAR RESULTS

1950'S

1950 (3-1)

Date	Opponent	Giants	Opp.
8/12	at Ottawa Roughriders (W)	20	6
8/18	Chicago (W)	10	7
	(at Syracuse, N.Y.)		
8/29	Green Bay (L)	0	10
	(at Boston)		
9/7	L.A. Rams (W)	24	14

1951 (3-3)

Date	Opponent	Giants	Opp.
8/11	at Ottawa Roughriders (W)	38	6
8/24	Detroit (L)	21	31
	(at Dallas)		
9/2	Chicago (W)	14	0
	(at Memphis, Tenn.)		
9/8	Washington (L)	10	14
	(at Birmingham, Al.)		
9/20	L.A. Rams (L)	21	23
9/24	Philadelphia (W)	21	6
	(at Hershey, Pa.)		

1952 (3-2)



Date	Opponent	Giants	Opp.
8/16	Green Bay (W) (at Milwaukee)	7	0
8/22	Pittsburgh (W) (at Des Moines, Ia.)	24	10
9/2	at Detroit (L)	17	33
9/14	Chicago (L)	7	17
9/18	L.A. Rams (W)	30	17
<b>1953 (3-2)</b>			
Date	Opponent	Giants	Opp.
8/22	Green Bay (L) (at Minneapolis)	7	31
8/28	Detroit (L) (at Dallas)	7	38
9/3	Chicago (W)	14	7
9/12	Baltimore (W) (at St. Louis, Mo.)	10	6
9/21	San Francisco (W)	28	21
<b>1954 (3-3)</b>			
Date	Opponent	Giants	Opp.
8/9	L.A. Rams (L) (Portland, Or.)	7	30
8/14	at San Francisco (L)	35	43
8/21	Cardinals (W) (at Spokane, Wa.)	26	0
9/4	Detroit (L) (at Norman, Okl.)	13	28
9/12	Chicago (W)	28	24
9/18	Green Bay (W) (at Milwaukee)	38	27
<b>1955 (2-4)</b>			
Date	Opponents	Giants	Opp.
8/13	Green Bay (L) (at Spokane, Wa.)	24	30
8/20	San Francisco (W) (at Seattle, Wa.)	28	43
8/28	L.A. Rams (OT) (L) (Portland, Or.)	17	0
9/6	Baltimore (W) (at Minneapolis, Mn.)	17	28
9/10	Chicago (L)	0	24
9/18	at Detroit (L)	17	27
<b>1956 (4-2)</b>			
Date	Opponent	Giants	Opp.
8/20	Baltimore (W) (at Boston, Ma.)	28	10
8/25	at Green Bay (L)	13	17
9/1	L.A. Rams (W) (at Seattle, Wa.)	20	10
9/8	San Francisco (W) (at Portland, Or.)	21	14
9/15	Chicago (L)	10	20
9/23	Cardinals (W) (at Memphis, Tn.)	42	7
<b>1957 (4-2)</b>			
Date	Opponent	Giants	Opp.
8/9	College All-Stars (W) (at Chicago, Il.)	22	12
8/18	at San Francisco (L)	15	24
8/23	at L.A. Rams (W)	24	7
8/30	Chicago (W)	24	17
9/7	Green Bay (L) (at Boston, Ma.)	10	13
9/22	at Detroit (W)	17	0
<b>1958 (1-5)</b>			
Date	Opponent	Giants	Opp.
8/17	at San Francisco (W)	19	10
8/22	at L.A. Rams (L)	10	38
8/29	at Detroit (L)	17	24
9/6	Green Bay (L) (at Boston)	20	41
9/14	at Baltimore (L)	21	27
9/21	Baltimore (L) (at Louisville, Ky.)	21	42
<b>1959 (3-3)</b>			
Date	Opponent	Giants	Opp.
8/15	Philadelphia (L) (at Hershey, Pa.)	17	21

8/21	Baltimore (L) (at Dallas, Tx.)	3	28
8/29	at Detroit (W)	38	0
9/5	Green Bay (W) (at Bangor, Me.)	14	0
9/11	Chicago (L)	6	18
9/19	San Francisco (W) (at Salt Lake City, Ut.)	17	13

**1960'S**

<b>1960 (1-3-1)</b>			
Date	Opponent	Giants	Opp.
8/15	Chicago (L) (at Toronto)	7	16
8/22	Green Bay (L) (at Jersey City, N.J.)	7	16
8/27	Dallas (L) (at Louisville, Ky.)	3	14
9/11	Detroit (T) (at New Haven, Conn.)	16	16
9/15	at L.A. Rams (W)	20	6
<b>1961 (2-2-1)</b>			
Date	Opponent	Giants	Opp.
8/12	San Francisco (W) (at Portland, Ore.)	21	20
8/19	at L.A. Rams (T)	17	17
8/26	Dallas (W) (at Albuquerque, N.M.)	28	10
9/4	at Green Bay (L)	17	20
9/10	Baltimore (L) (at New Haven, Conn.)	20	49
<b>1962 (2-2-1)</b>			
Date	Opponent	Giants	Opp.
8/11	St. Louis (T) (Hall of Fame Game, Canton, Oh.)	21	21
8/19	at San Francisco (L)	10	42
8/25	at L.A. Rams (W)	31	24
9/3	at Green Bay (L)	17	20
9/8	Philadelphia (W) (at Princeton, N.J.)	27	10
<b>1963 (2-3)</b>			
Date	Opponent	Giants	Opp.
8/10	Chicago (L) (at Ithaca, N.Y.)	7	17
8/17	Detroit (W) (at Cleveland, Oh.)	24	21
8/25	at Minnesota (L)	16	17
9/2	at Green Bay (L)	17	24
9/7	Philadelphia (W) (at Princeton, N.J.)	34	10
<b>1964 (1-4)</b>			
Date	Opponent	Giants	Opp.
8/8	at Minnesota (L)	7	21
8/15	at Green Bay (L)	10	34
8/22	Washington (L) (at Ithaca, N.Y.)	24	27
8/29	Philadelphia (W) (at Princeton, N.J.)	28	17
9/5	Detroit (L) (at Cleveland, Oh.)	10	24
<b>1965 (1-4)</b>			
Date	Opponent	Giants	Opp.
8/14	at Green Bay (L)	7	44
8/22	Pittsburgh (W) (at New Haven, Conn.)	17	7
8/28	Philadelphia (L) (at Princeton, N.J.)	13	34
9/4	Detroit (L) (at Cleveland, Oh.)	21	25
9/11	Minnesota (L) (at Omaha, Neb.)	9	24
<b>1966 (3-2)</b>			
Date	Opponent	Giants	Opp.
8/6	Pittsburgh (W) (at Ithaca, N.Y.)	16	14
8/13	Atlanta (W) (at Nashville, Tenn.)	14	7
8/21	Detroit (W) (at New Haven, Conn.)	17	7
8/27	Philadelphia (L) (at Princeton, N.J.)	23	24

9/3	at Green Bay (L) (Milwaukee, Wis.)	10	37
<b>1967 (1-3-1)</b>			
<b>Date</b>	<b>Opponent</b>	<b>Giants</b>	<b>Opp.</b>
8/12	Atlanta (T) (at Ithaca, N.Y.)	10	10
8/18	Washington (L) (at Raleigh, N. C.)	13	31
8/27	Minnesota (W) at New Haven, Conn.)	21	3
9/2	Philadelphia (L) (at Princeton, N.J.)	13	24
9/9	at Green Bay (L)	14	31
<b>1968 (2-2)</b>			
<b>Date</b>	<b>Opponent</b>	<b>Giants</b>	<b>Opp.</b>
8/10	at Green Bay (W)	15	14
8/17	Atlanta (W) (at Nashville, Tenn.)	17	13
8/25	St. Louis (L) (at New Haven, Conn.)	10	18
9/7	Philadelphia (L) (at Princeton, N.J.)	7	21
<b>1969 (0-5)</b>			
<b>Date</b>	<b>Opponent</b>	<b>Giants</b>	<b>Opp.</b>
8/9	at Green Bay (L)	21	22
8/17	New York Jets (L) (at New Haven, Conn.)	14	37
8/30	Philadelphia (L) (at Princeton, N.J.)	17	24
9/6	at Minnesota (L)	27	28
9/11	Pittsburgh (L) (at Montreal)	13	17

**1970'S**

<b>1970 (2-3-1)</b>			
<b>Date</b>	<b>Opponent</b>	<b>Giants</b>	<b>Opp.</b>
8/8	at Green Bay (T)	31	31
8/15	at San Diego (L)	27	30
8/23	New York Jets (W) (at New Haven, Conn.)	28	24
8/28	at Pittsburgh (L)	6	21
9/5	Philadelphia (W) (at Princeton, N.J.)	27	7
9/12	Cleveland (L)	29	30
<b>1971 (0-6)</b>			
<b>Date</b>	<b>Opponent</b>	<b>Giants</b>	<b>Opp.</b>
8/9	at Houston (L)	6	35
8/15	at New England (L)	14	20
8/22	New York Jets (L) (at New Haven, Conn.)	14	27
8/28	Philadelphia (L) (at Princeton, N.J.)	14	26
9/4	at Cleveland (L)	7	30
9/12	Pittsburgh (L)	3	20
<b>1972 (3-2-1)</b>			
<b>Date</b>	<b>Opponent</b>	<b>Giants</b>	<b>Opp.</b>
7/29	Kansas City (L) (Hall of Fame Game, Canton, Oh. )	17	23
8/5	at Pittsburgh (L)	10	28
8/20	New York Jets (T) (at New Haven, Conn.)	31	31
8/27	at New England (W)	31	10
9/2	Philadelphia (W) (at Princeton, N.J.)	27	12
9/10	Cleveland (W)	28	21
<b>1973 (6-0)</b>			
<b>Date</b>	<b>Opponent</b>	<b>Giants</b>	<b>Opp.</b>
8/4	at San Diego (W)	28	3
8/12	at New England (W)	13	7
8/19	New York Jets (W) (at New Haven, Conn.)	45	30
8/26	Pittsburgh (W)	29	24
9/1	Philadelphia (W) (at Princeton, N. J.)	42	21
9/8	Cleveland (W) (at Akron, Oh.)	21	10
<b>1974 (2-4)</b>			
<b>Date</b>	<b>Opponent</b>	<b>Giants</b>	<b>Opp.</b>
8/3	at Houston (L)	7	16
8/11	at New England (W)	21	6
8/17	New York Jets (W)	21	13

8/24	(at New Haven, Conn.) at Pittsburgh (L)	7	17
8/31	Philadelphia (L) (at Princeton, N.J.)	21	24
9/6	at Buffalo (L)	17	23
<b>1975 (4-2)</b>			
<b>Date</b>	<b>Opponent</b>	<b>Giants</b>	<b>Opp.</b>
8/10	at New England (W)	28	14
8/16	at San Diego (W)	17	7
8/24	New York Jets (W) (at New Haven, Conn.)	21	20
8/30	Pittsburgh (W) (at Princeton, N.J.)	24	7
9/7	Cleveland (L) (at Seattle, Wash.)	20	24
9/13	at Miami (L)	13	31
<b>1976 (4-2)</b>			
<b>Date</b>	<b>Opponent</b>	<b>Giants</b>	<b>Opp.</b>
8/1	at New England (L)	7	13
8/9	New York Jets (W) (at Yankee Stadium)	16	14
8/14	at Houston (W)	30	14
8/20	at Pittsburgh (W)	17	0
8/28	at Green Bay (W)	20	16
9/4	at San Diego (L)	13	14
<b>1977 (1-5)</b>			
<b>Date</b>	<b>Opponent</b>	<b>Giants</b>	<b>Opp.</b>
8/6	New England (L)	3	19
8/13	at New Orleans (L)	7	23
8/20	at San Diego (L)	17	29
8/29	Buffalo (OT) (W)	24	21
9/4	New York Jets (L)	0	10
9/11	Miami (L)	21	27
<b>1978 (2-2)</b>			
<b>Date</b>	<b>Opponent</b>	<b>Giants</b>	<b>Opp.</b>
8/7	at Cleveland (W)	21	7
8/12	New York Jets (L)	23	27
8/19	Pittsburgh (W)	13	6
8/26	San Diego (L)	6	17
<b>1979 (1-3)</b>			
<b>Date</b>	<b>Opponent</b>	<b>Giants</b>	<b>Opp.</b>
8/4	Cleveland (W)	27	7
8/11	at Pittsburgh (L)	3	10
8/18	San Diego (L)	3	7
8/25	New York Jets (L)	6	14

**1980**

<b>1980 (1-3)</b>			
<b>Date</b>	<b>Opponent</b>	<b>Giants</b>	<b>Opp.</b>
8/9	Pittsburgh (L)	0	13
8/16	Denver (W)	9	6
8/22	at Baltimore (L)	20	37
8/30	New York Jets (L)	7	32
<b>1981 (2-2)</b>			
<b>Date</b>	<b>Opponent</b>	<b>Giants</b>	<b>Opp.</b>
8/8	at Chicago (W)	23	7
8/15	Baltimore (W)	20	17
8/22	New York Jets (L)	24	37
8/29	at Pittsburgh (L)	6	31
<b>1982 (1-3)</b>			
<b>Date</b>	<b>Opponent</b>	<b>Giants</b>	<b>Opp.</b>
8/14	at Baltimore (L)	14	19
8/21	Pittsburgh (L)	10	13
8/28	New York Jets (W)	22	10
9/3	at Miami (OT) (L)	13	16
<b>1983 (3-1)</b>			
<b>Date</b>	<b>Opponent</b>	<b>Giants</b>	<b>Opp.</b>
8/7	New York Jets (W)	23	16
8/12	at Pittsburgh (W)	22	13
8/20	Baltimore (W)	27	24
8/26	Miami (L)	3	24
<b>1984 (3-1)</b>			
<b>Date</b>	<b>Opponent</b>	<b>Giants</b>	<b>Opp.</b>
8/3	at New England (W)	48	20
8/11	at Indianapolis (L)	20	26
8/18	New York Jets (W)	20	14
8/25	Pittsburgh (W)	16	9
<b>1985 (5-0)</b>			
<b>Date</b>	<b>Opponent</b>	<b>Giants</b>	<b>Opp.</b>
8/3	Houston (W)	21	20

(HOF Game Canton, OH)			
8/10	at Denver (W)	30	20
8/17	Green Bay (W)	10	2
8/24	New York Jets (OT) (W)	34	31
8/30	at Pittsburgh (W)	24	14

<b>1986 (3-1)</b>			
<b>Date</b>	<b>Opponent</b>	<b>Giants</b>	<b>Opp.</b>
8/6	at Atlanta (L)	24	31
8/16	at Green Bay (W)	22	14
8/23	New York Jets (W)	20	16
8/30	Pittsburgh (W)	17	3

<b>1987 (3-1)</b>			
<b>Date</b>	<b>Opponent</b>	<b>Giants</b>	<b>Opp.</b>
8/16	at New England (W)	19	17
8/22	Cleveland (W)	24	10
8/29	New York Jets (L)	23	30
9/5	at Pittsburgh (W)	26	20

<b>1988 (3-1)</b>			
<b>Date</b>	<b>Opponent</b>	<b>Giants</b>	<b>Opp.</b>
8/6	at Green Bay (W)	34	3
8/13	New York Jets (W)	24	21
8/20	Pittsburgh (W)	28	17
8/26	at Cleveland (L)	13	17

<b>1989 (3-1)</b>			
<b>Date</b>	<b>Opponent</b>	<b>Giants</b>	<b>Opp.</b>
8/12	at New England (W)	20	17
8/20	at Kansas City (W)	45	7
8/26	New York Jets (W)	21	17
9/2	Pittsburgh (L)	10	13

**1990'S**

<b>1990 (4-0)</b>			
<b>Date</b>	<b>Opponent</b>	<b>Giants</b>	<b>Opp.</b>
8/13	at Buffalo (W)	20	6
8/18	at Houston (W)	13	10
8/25	New York Jets (W)	17	7
9/1	Cleveland (W)	28	10

<b>1991 (2-2)</b>			
<b>Date</b>	<b>Opponent</b>	<b>Giants</b>	<b>Opp.</b>
8/5	Buffalo (W)	23	17
8/10	at Cleveland (L)	10	16
8/17	New York Jets (W)	24	20
8/24	at New England (L)	3	24

<b>1992 (2-2)</b>			
<b>Date</b>	<b>Opponent</b>	<b>Giants</b>	<b>Opp.</b>
8/9	Cincinnati (W)	13	7
8/15	Cleveland (W)	16	7
8/22	at New York Jets (L)	14	20
8/29	at Pittsburgh (L)	3	24

<b>1993 (2-2)</b>			
<b>Date</b>	<b>Opponent</b>	<b>Giants</b>	<b>Opp.</b>
8/7	at Cincinnati (W)	27	16
8/14	Pittsburgh (L)	17	23
8/21	New York Jets (W)	14	13
8/28	at Miami (L)	17	23

<b>1994 (1-4)</b>			
<b>Date</b>	<b>Opponent</b>	<b>Giants</b>	<b>Opp.</b>
7/30	Miami (L)	19	20
8/6	Cleveland (L)	15	24
8/13	San Diego (Berlin) (W)	28	20
8/20	at New York Jets (L)	10	13
8/27	at Chicago (L)	21	27

<b>1995 (3-1)</b>			
<b>Date</b>	<b>Opponent</b>	<b>Giants</b>	<b>Opp.</b>
8/6	at Cleveland (W)	19	13
8/11	vs. New Orleans (W)	14	13
8/19	vs. New York Jets (W)	32	31
8/26	at Carolina (L)	3	6

<b>1996 (1-3)</b>			
<b>Date</b>	<b>Opponent</b>	<b>Giants</b>	<b>Opp.</b>
8/2	at Jacksonville (W)	24	17
8/10	Baltimore (L)	27	37
8/17	at New York Jets (L)	6	13
8/23	Carolina (L)	7	34

<b>1997 (1-3)</b>			
<b>Date</b>	<b>Opponent</b>	<b>Giants</b>	<b>Opp.</b>
8/2	at Baltimore (W)	21	20

8/9	Jacksonville (L)	16	38
8/16	New York Jets (L)	17	27
8/22	Green Bay (L) (at Madison, WI)	17	22

<b>1998 (1-3)</b>			
<b>Date</b>	<b>Opponent</b>	<b>Giants</b>	<b>Opp.</b>
8/8	Cincinnati (W)	24	17
8/14	at Jacksonville (L)	10	24
8/20	at New York Jets (L)	23	27
8/28	Baltimore (L)	6	14

<b>1999 (2-2)</b>			
<b>Date</b>	<b>Opponent</b>	<b>Giants</b>	<b>Opp.</b>
8/13	at Minnesota (W)	36	21
8/21	Jacksonville (W)	27	20
8/28	New York Jets (L)	10	16
9/3	at Baltimore (L)	28	24

**2000'S**

<b>2000 (0-4)</b>			
<b>Date</b>	<b>Opponent</b>	<b>Giants</b>	<b>Opp.</b>
8/5	Chicago (L)	8	20
8/11	at Jacksonville (L)	13	16
8/19	at New York Jets (L)	24	27
8/25	Baltimore (L)	17	24

<b>2001 (1-3)</b>			
<b>Date</b>	<b>Opponent</b>	<b>Giants</b>	<b>Opp.</b>
8/11	at New England (L)	0	14
8/16	Jacksonville (W)	27	5
8/25	New York Jets (L)	14	17
8/31	at Baltimore (L)	9	38

<b>2002 (3-2)</b>			
<b>Date</b>	<b>Opponent</b>	<b>Giants</b>	<b>Opp.</b>
8/5	vs. Houston (W) (HOF Game Canton, OH)	34	17
8/10	New England (W)	22	19
8/17	at Atlanta (L)	24	36
8/24	at New York Jets (L)	7	28
8/29	Baltimore (W)	13	0

<b>2003 (1-3)</b>			
<b>Date</b>	<b>Opponent</b>	<b>Giants</b>	<b>Opp.</b>
8/7	at New England (L)	6	26
8/15	Carolina (L)	10	20
8/23	New York Jets (L)	14	15
8/28	at Baltimore (W)	30	24

<b>2004 (1-3)</b>			
<b>Date</b>	<b>Opponent</b>	<b>Giants</b>	<b>Opp.</b>
8/13	Kansas City (W)	34	24
8/19	at Carolina (L)	20	27
8/27	at New York Jets (L)	10	17
9/2	Baltimore (L)	17	27

<b>2005 (3-1)</b>			
<b>Date</b>	<b>Opponent</b>	<b>Giants</b>	<b>Opp.</b>
8/13	at Cleveland (L)	14	17
8/20	Carolina (W)	27	21
8/23	New York Jets (W)	15	14
9/1	at New England (W)	27	3

<b>2006 (4-0)</b>			
<b>Date</b>	<b>Opponent</b>	<b>Giants</b>	<b>Opp.</b>
8/11	at Baltimore (W)	17	16
8/17	Kansas City (W)	17	0
8/25	at New York Jets (W)	13	7
8/31	New England (W)	31	23

<b>2007 (1-3)</b>			
<b>Date</b>	<b>Opponent</b>	<b>Giants</b>	<b>Opp.</b>
8/11	Carolina (L)	21	24
8/19	at Baltimore (W)	13	12
8/25	New York Jets (L)	12	20
8/30	at New England (L)	20	27

<b>2008 (2-2)</b>			
<b>Date</b>	<b>Opponent</b>	<b>Giants</b>	<b>Opp.</b>
8/7	at Detroit (L)	10	13
8/18	Cleveland (W)	37	34
8/23	at New York Jets (L)	7	10
8/28	New England (W)	19	14

<b>2009 (1-3)</b>			
<b>Date</b>	<b>Opponent</b>	<b>Giants</b>	<b>Opp.</b>
8/17	vs. Carolina (W)	24	17

8/22	at Chicago (L)	3	17
8/29	vs. New York Jets (L)	25	27
9/3	at New England (L)	27	38

**2010'S**

**2010 (2-2)**

Date	Opponent	Giants	Opp.
8/16	at New York Jets (W)	31	16
8/21	Pittsburgh (L)	17	24
8/28	at Baltimore (L)	10	24
9/2	New England (W)	20	17

**2011 (2-2)**

Date	Opponent	Giants	Opp.
8/13	at Carolina (L)	10	20
8/22	Chicago (W)	41	13
8/29	New York Jets (L)	3	17
9/1	at New England (W)	18	17

**2012 (2-2)**

Date	Opponent	Giants	Opp.
8/10	at Jacksonville (L)	31	32
8/18	at New York Jets (W)	26	3
8/24	Chicago (L)	17	20
9/1	New England (W)	6	3

**2013 (1-3)**

Date	Opponent	Giants	Opp.
8/10	at Pittsburgh (W)	18	13
8/18	Indianapolis (L)	12	20
8/24	New York Jets (OT) (L)	24	21
8/29	at New England (L)	20	28

**2014 (5-0)**

Date	Opponent	Giants	Opp.
8/3	at Buffalo (HOF) (W)	17	30
8/9	Pittsburgh (W)	20	16
8/16	at Indianapolis (W)	27	26
8/24	at New York Jets (W)	35	24
8/29	New England (W)	16	13

**2015 (2-2)**

Date	Opponent	Giants	Opp.
8/14	at Cincinnati (L)	10	23
8/22	Jacksonville (W)	22	12
8/29	New York Jets (L)	28	18
9/3	at New England (W)	12	9

**2016 (2-2)**

Date	Opponent	Giants	Opp.
8/12	Miami (L)	10	27
8/20	at Buffalo (L)	0	21
8/27	at New York Jets (W)	21	20
9/1	New England (W)	17	9

**2017 (2-2)**

Date	Opponent	Giants	Opp.
8/11	Pittsburgh (L)	12	20
8/21	at Cleveland (L)	6	10
8/26	New York Jets (W)	32	31
8/31	at New England (W)	40	38

**2018 (2-2)**

Date	Opponent	Giants	Opp.
8/9	Cleveland (L)	10	20
8/17	at Detroit (W)	30	17
8/24	at New York Jets (W)	22	16
8/30	New England (L)	12	17

**2019 (4-0)**

Date	Opponent	Giants	Opp.
8/8	New York Jets (W)	31	22
8/16	Chicago (W)	32	13
8/22	at Cincinnati (W)	25	23
8/29	at New England (W)	31	29

**2020'S**

2020  
No Preseason Games

**2021 (0-3)**

Date	Opponent	Giants	Opp.
8/24	New York Jets (L)	7	12
8/22	at Cleveland (L)	13	17
8/29	New England (L)	20	22

**2022 (2-1)**

Date	Opponent	Giants	Opp.
8/11	at New England (W)	23	21
8/21	Cincinnati (W)	25	22
8/28	at Jets (L)	27	31

**2023 (1-2)**

Date	Opponent	Giants	Opp.
8/11	at Detroit (L)	16	21
8/18	Carolina (W)	21	19
8/26	Jets (L)	24	32

**ALL-TIME SERIES RESULTS**

**\*ARIZONA VS. N.Y. GIANTS**

RS: Giants lead series, 81-46-2

1926	Giants, 20-0 (NY)
1927	Giants, 28-7 (NY)
1929	Giants, 24-21 (NY)
1930	Giants, 25-12 (NY)
	Giants, 13-7 (C)
1935	Cardinals, 14-13 (NY)
1936	Giants, 14-6 (NY)
1938	Giants, 6-0 (NY)
1939	Giants, 17-7 (NY)
1941	Cardinals, 10-7 (NY)
1942	Giants, 21-7 (NY)
1943	Giants, 24-13 (NY)
1946	Giants, 28-24 (NY)
1947	Giants, 35-31 (NY)
1948	Cardinals, 63-35 (NY)
1949	Giants, 41-38 (C)
1950	Cardinals, 17-3 (C)
	Giants, 51-21 (NY)
1951	Giants, 28-17 (NY)
	Giants, 10-0 (C)
1952	Cardinals, 24-23 (NY)
	Giants, 28-6 (C)
1953	Giants, 21-7 (NY)
	Giants, 23-20 (C)
1954	Giants, 41-10 (C)
	Giants, 31-17 (NY)
1955	Cardinals, 28-17 (C)
	Giants, 10-0 (NY)
1956	Cardinals, 35-27 (C)
	Giants, 23-10 (NY)
1957	Giants, 27-14 (NY)
	Giants, 28-21 (C)
1958	Giants, 37-7 (Buffalo)
	Cardinals, 23-6 (NY)
1959	Giants, 9-3 (NY)
	Giants, 30-20 (Minn)
1960	Giants, 35-14 (StL)
	Cardinals, 20-13 (NY)
1961	Cardinals, 21-10 (NY)
	Giants, 24-9 (StL)
1962	Giants, 31-14 (StL)
	Giants, 31-28 (NY)
1963	Giants, 38-21 (StL)
	Cardinals, 24-17 (NY)
1964	Giants, 34-17 (NY)
	Tie, 10-10 (StL)
1965	Giants, 14-10 (NY)
	Giants, 28-15 (StL)
1966	Cardinals, 24-19 (StL)
	Cardinals, 20-17 (NY)
1967	Giants, 37-20 (StL)
	Giants, 37-14 (NY)
1968	Cardinals, 28-21 (NY)
1969	Cardinals, 42-17 (StL)
	Giants, 49-6 (NY)
1970	Giants, 35-17 (NY)
	Giants, 34-17 (StL)
1971	Giants, 21-20 (StL)
	Cardinals, 24-7 (NY)
1972	Giants, 27-21 (NY)
	Giants, 13-7 (StL)
1973	Cardinals, 35-27 (StL)
	Giants, 24-13 (New Haven)
1974	Cardinals, 23-21 (New Haven)
	Cardinals, 26-14 (StL)
1975	Cardinals, 26-14 (StL)
	Cardinals, 20-13 (NY)
1976	Cardinals, 27-21 (StL)
	Cardinals, 17-14 (NY)
1977	Cardinals, 28-0 (StL)
	Giants, 27-7 (NY)



1978	Cardinals, 20-10 (StL)
	Giants, 17-0 (NY)
1979	Cardinals, 27-14 (NY)
	Cardinals, 29-20 (StL)
1980	Giants, 41-35 (StL)
	Cardinals, 23-7 (NY)
1981	Giants, 34-14 (NY)
	Giants, 20-10 (StL)
1982	Cardinals, 24-21 (StL)
1983	Tie, 20-20 (StL) OT
	Cardinals, 10-6 (NY)
1984	Giants, 16-10 (NY)
	Cardinals, 31-21 (StL)
1985	Giants, 27-17 (NY)
	Giants, 34-3 (StL)
1986	Giants, 13-6 (StL)
	Giants, 27-7 (NY)
1987	Giants, 30-7 (NY)
	Cardinals, 27-24 (StL)
1988	Cardinals, 24-17 (P)
	Giants, 44-7 (NY)
1989	Giants, 35-7 (NY)
	Giants, 20-13 (P)
1990	Giants, 20-19 (NY)
	Giants, 24-21 (P)
1991	Giants, 20-9 (NY)
	Giants, 21-14 (P)
1992	Giants, 31-21 (NY)
	Cardinals, 19-0 (P)
1993	Giants, 19-17 (NY)
	Cardinals, 17-6 (P)
1994	Giants, 20-17 (A)
	Cardinals, 10-9 (NY)
1995	Giants, 27-21 (NY) OT
	Giants, 10-6 (A)
1996	Giants, 16-8 (NY)
	Cardinals, 31-23 (A)
1997	Giants, 27-13 (A)
	Giants, 19-10 (NY)
1998	Giants, 34-7 (NY)
	Giants, 23-19 (A)
1999	Cardinals, 14-3 (A)
	Cardinals, 34-24 (NY)
2000	Giants, 21-16 (NY)
	Giants, 31-7 (A)
2001	Giants, 17-10 (A)
	Giants, 17-13 (NY)
2002	Cardinals, 21-7 (A)
2004	Cardinals, 17-14 (A)
2005	Giants, 42-19 (NY)
2008	Giants, 37-29 (A)
2009	Cardinals, 24-17 (NY)
2011	Giants, 31-27 (A)
2014	Cardinals, 25-14 (NY)
2017	Cardinals, 23-0 (A)
2019	Cardinals, 27-21 (NY)
2020	Cardinals, 26-7 (NY)
2023	Giants, 31-28 (A)

**RS Pts.—Giants 2,819, Cardinals 2,255**

\*Franchise known as Phoenix prior to 1994, in St. Louis prior to 1988, and in Chicago prior to 1960

**ATLANTA VS. N.Y. GIANTS**

**RS: Falcons lead series, 14-11  
PS: Giants lead series, 1-0**

1966	Falcons, 27-16 (NY)
1968	Falcons, 24-21 (A)
1971	Giants, 21-17 (A)
1974	Falcons, 14-7 (New Haven)
1977	Falcons, 17-3 (A)
1978	Falcons, 23-20 (A)
1979	Giants, 24-3 (NY)
1981	Giants, 27-24 (A) OT
1982	Falcons, 16-14 (NY)
1983	Giants, 16-13 (A) OT
1984	Giants, 19-7 (A)
1988	Giants, 23-16 (A)
1998	Falcons, 34-20 (NY)
2000	Giants, 13-6 (A)
2002	Falcons, 17-10 (NY)
2003	Falcons, 27-7 (NY)
2004	Falcons, 14-10 (NY)
2006	Giants, 27-14 (A)

2007	Giants, 31-10 (A)
2009	Giants, 34-31 (NY) OT
2011	*Giants, 24-2 (NY)
2012	Falcons, 34-0 (A)
2014	Giants, 30-20 (NY)
2015	Falcons, 24-20 (NY)
2018	Falcons, 23-20 (A)
2021	Falcons, 17-14 (NY)

**RS Pts.—Falcons 478 - Giants 453  
PS Pts.—Giants 24, Falcons 2**

\*NFC First-Round Playoff

**BALTIMORE VS. N.Y. GIANTS**

**RS: Ravens lead series, 4-3  
PS: Ravens lead series, 1-0**

1997	Ravens, 24-23 (NY)
2000	*Ravens, 34-7 (Tampa)
2004	Ravens, 37-14 (B)
2008	Giants, 30-10 (NY)
2012	Ravens, 33-14 (B)
2016	Giants, 27-13 (NY)
2020	Ravens, 27-13 (B)
2022	Giants, 24-20 (NY)

**RS Pts.—Ravens 174, Giants 145  
PS Pts.—Ravens 34, Giants 7**

\*Super Bowl XXXV

**BUFFALO VS. N.Y. GIANTS**

**RS: Bills lead series, 8-6  
PS: Giants lead series, 1-0**

1970	Giants, 20-6 (NY)
1975	Giants, 17-14 (B)
1978	Bills, 41-17 (B)
1987	Bills, 6-3 (B) OT
1990	Bills, 17-13 (NY)
	*Giants, 20-19 (Tampa)
1993	Bills, 17-14 (B)
1996	Bills, 23-20 (NY) OT
1999	Giants, 19-17 (B)
2003	Bills, 24-7 (NY)
2007	Giants, 38-21 (B)
2011	Giants, 27-24 (NY)
2015	Giants, 24-10 (B)
2019	Bills, 28-14 (NY)
2023	Bills, 14-9 (B)

**RS Pts.—Bills 262, Giants 242  
PS Pts.—Giants 20, Bills 19**

\*Super Bowl XXV

**CAROLINA VS. N.Y. GIANTS**

**RS: Series tied, 6-6  
PS: Panthers lead series, 1-0**

1996	Panthers, 27-17 (C)
2003	Panthers, 37-24 (NY)
2005	*Panthers, 23-0 (NY)
2006	Giants, 27-13 (C)
2008	Giants, 34-28 (NY) OT
2009	Panthers, 41-9 (NY)
2010	Giants, 31-18 (NY)
2012	Giants, 36-7 (C)
2013	Panthers, 38-0 (C)
2015	Panthers, 38-35 (NY)
2018	Panthers, 33-31 (C)
2021	Giants, 25-3 (NY)
2022	Giants, 19-16 (NY)

**RS Pts.—Panthers 299, Giants 288  
PS Pts.—Panthers 23, Giants 0**

\*NFC First-Round Playoff

**CHICAGO VS. N.Y. GIANTS**

**RS: Bears lead series, 31-22-2  
PS: Bears lead series, 5-3**

1925	Bears, 19-7 (NY)
	Giants, 9-0 (C)
1926	Bears, 7-0 (C)
1927	Giants, 13-7 (NY)
1928	Bears, 13-0 (C)
1929	Giants, 26-14 (C)
	Giants, 34-0 (NY)
	Giants, 14-9 (C)
1930	Giants, 12-0 (C)
	Bears, 12-0 (NY)
1931	Bears, 6-0 (C)
	Bears, 12-6 (NY)
	Giants, 25-6 (C)
1932	Bears, 28-8 (NY)
	Bears, 6-0 (C)

1933	Bears, 14-10 (C)
	Giants, 3-0 (NY)
	*Bears, 23-21 (C)
1934	Bears, 27-7 (C)
	Bears, 10-9 (NY)
	*Giants, 30-13 (NY)
1935	Bears, 20-3 (NY)
	Giants, 3-0 (C)
1936	Bears, 25-7 (NY)
1937	Tie, 3-3 (NY)
1939	Giants, 16-13 (NY)
1940	Bears, 37-21 (NY)
1941	*Bears, 37-9 (C)
1942	Bears, 26-7 (NY)
1943	Bears, 56-7 (NY)
1946	Giants, 14-0 (NY)
	*Bears, 24-14 (NY)
1948	Bears, 35-14 (C)
1949	Giants, 35-28 (NY)
1956	Tie, 17-17 (NY)
	*Giants, 47-7 (NY)
1962	Giants, 26-24 (C)
1963	*Bears, 14-10 (C)
1965	Bears, 35-14 (NY)
1967	Bears, 34-7 (C)
1969	Giants, 28-24 (NY)
1970	Bears, 24-16 (NY)
1974	Bears, 16-13 (C)
1977	Bears, 12-9 (NY) OT
1985	**Bears, 21-0 (C)
1987	Bears, 34-19 (C)
1990	**Giants, 31-3 (NY)
1991	Bears, 20-17 (C)
1992	Giants, 27-14 (C)
1993	Giants, 26-20 (C)
1995	Bears, 27-24 (NY)
2000	Giants, 14-7 (C)
2004	Bears, 28-21 (NY)
2006	Bears, 38-20 (NY)
2007	Giants, 21-16 (C)
2010	Giants, 17-3 (NY)
2013	Bears, 27-21 (C)
2016	Giants, 22-16 (NY)
2018	Giants, 30-27 (NY) OT
2019	Bears, 19-14 (NY)
2020	Bears, 17-13 (CHI)
2021	Bears, 29-3 (CHI)
2022	Giants, 20-12 (NY)

RS Pts.—Bears 973, Giants 772  
PS Pts.—Giants 162, Bears 142

\*NFL Championship  
\*\*NFC Divisional Playoff

**CINCINNATI VS. N.Y. GIANTS**

RS: Bengals lead series, 6-4

1972	Bengals, 13-10 (C)
1977	Bengals, 30-13 (C)
1985	Bengals, 35-30 (C)
1991	Bengals, 27-24 (C)
1994	Giants, 27-20 (NY)
1997	Giants, 29-27 (NY)
2004	Bengals, 23-22 (C)
2008	Giants, 26-23 (NY) OT
2012	Bengals, 31-13 (C)
2016	Giants, 21-10 (NY)
2020	Giants, 19-17 (NY)

RS Pts.—Bengals 266, Giants 234

**CLEVELAND VS. N.Y. GIANTS**

RS: Browns lead series, 27-21-2  
PS: Series tied, 1-1

1950	Giants, 6-0 (C)
	Giants, 17-13 (NY)
	*Browns, 8-3 (C)
1951	Browns, 14-13 (C)
	Browns, 10-0 (NY)
1952	Giants, 17-9 (C)
	Giants, 37-34 (NY)
1953	Browns, 7-0 (NY)
	Browns, 62-14 (C)
1954	Browns, 24-14 (C)

1955	Browns, 16-7 (NY)
	Browns, 24-14 (C)
	Tie, 35-35 (NY)
1956	Giants, 21-9 (C)
	Browns, 24-7 (NY)
1957	Browns, 6-3 (C)
	Browns, 34-28 (NY)
1958	Giants, 21-17 (C)
	Giants, 13-10 (NY)
	*Giants, 10-0 (NY)
1959	Giants, 10-6 (C)
	Giants, 48-7 (NY)
1960	Giants, 17-13 (C)
	Browns, 48-34 (NY)
1961	Giants, 37-21 (C)
	Tie, 7-7 (NY)
1962	Browns, 17-7 (C)
	Giants, 17-13 (NY)
1963	Browns, 35-24 (NY)
	Giants, 33-6 (C)
1964	Browns, 42-20 (C)
	Browns, 52-20 (NY)
1965	Browns, 38-14 (NY)
	Browns, 34-21 (C)
1966	Browns, 28-7 (NY)
	Browns, 49-40 (C)
1967	Giants, 38-34 (NY)
	Browns, 24-14 (C)
1968	Browns, 45-10 (C)
1969	Browns, 28-17 (C)
	Giants, 27-14 (NY)
1973	Browns, 12-10 (C)
1977	Browns, 21-7 (NY)
1985	Browns, 35-33 (NY)
1991	Giants, 13-10 (NY)
1994	Giants, 16-13 (C)
2000	Giants, 24-3 (C)
2004	Giants, 27-10 (NY)
2008	Browns, 35-14 (C)
2012	Giants, 41-27 (NY)
2016	Giants, 27-13 (C)
2020	Browns, 20-6 (NY)

RS Pts.—Browns 1,108, Giants 947  
PS Pts.—Giants 13, Browns 8

\*Conference Playoff

**DALLAS VS. N.Y. GIANTS**

RS: Cowboys lead series, 75-47-2  
PS: Giants lead series, 1-0

1960	Tie, 31-31 (NY)
1961	Giants, 31-10 (D)
	Cowboys, 17-16 (NY)
1962	Giants, 41-10 (D)
	Giants, 41-31 (NY)
1963	Giants, 37-21 (NY)
	Giants, 34-27 (D)
1964	Tie, 13-13 (D)
	Cowboys, 31-21 (NY)
1965	Cowboys, 31-2 (D)
	Cowboys, 38-20 (NY)
1966	Cowboys, 52-7 (D)
	Cowboys, 17-7 (NY)
1967	Cowboys, 38-24 (D)
1968	Giants, 27-21 (D)
	Cowboys, 28-10 (NY)
1969	Cowboys, 25-3 (D)
1970	Cowboys, 28-10 (D)
	Giants, 23-20 (NY)
1971	Cowboys, 20-13 (D)
	Cowboys, 42-14 (NY)
1972	Cowboys, 23-14 (NY)
	Giants, 23-3 (D)
1973	Cowboys, 45-28 (D)
	Cowboys, 23-10 (New Haven)
1974	Giants, 14-6 (D)
	Cowboys, 21-7 (New Haven)
1975	Cowboys, 13-7 (NY)
	Cowboys, 14-3 (D)
1976	Cowboys, 24-14 (NY)
	Cowboys, 9-3 (D)
1977	Cowboys, 41-21 (D)
	Cowboys, 24-10 (NY)
1978	Cowboys, 34-24 (NY)

1979 Cowboys, 24-3 (D)  
Cowboys, 16-14 (NY)  
Cowboys, 28-7 (D)

1980 Cowboys, 24-3 (D)  
Giants, 38-35 (NY)

1981 Cowboys, 18-10 (D)  
Giants, 13-10 (NY) OT

1983 Cowboys, 28-13 (D)  
Cowboys, 38-20 (NY)

1984 Giants, 28-7 (NY)  
Giants, 19-7 (D)

1985 Cowboys, 30-29 (NY)  
Cowboys, 28-21 (D)

1986 Cowboys, 31-28 (D)  
Giants, 17-14 (NY)

1987 Cowboys, 16-14 (NY)  
Cowboys, 33-24 (D)

1988 Giants, 12-10 (D)  
Giants, 29-21 (NY)

1989 Giants, 30-13 (D)  
Giants, 15-0 (NY)

1990 Giants, 28-7 (D)  
Giants, 31-17 (NY)

1991 Cowboys, 21-16 (D)  
Giants, 22-9 (NY)

1992 Cowboys, 34-28 (NY)  
Cowboys, 30-3 (D)

1993 Cowboys, 31-9 (D)  
Cowboys, 16-13 (NY) OT

1994 Cowboys, 38-10 (D)  
Giants, 15-10 (NY)

1995 Cowboys, 35-0 (NY)  
Cowboys, 21-20 (D)

1996 Cowboys, 27-0 (D)  
Giants, 20-6 (NY)

1997 Giants, 20-17 (NY)  
Giants, 20-7 (D)

1998 Cowboys, 31-7 (NY)  
Cowboys, 16-6 (D)

1999 Giants, 13-10 (NY)  
Cowboys, 26-18 (D)

2000 Giants, 19-14 (NY)  
Giants, 17-13 (D)

2001 Giants, 27-24 (NY) OT  
Cowboys, 20-13 (D)

2002 Giants, 21-17 (D)  
Giants, 37-7 (NY)

2003 Cowboys, 35-32 (NY) OT  
Cowboys, 19-3 (D)

2004 Giants, 26-10 (D)  
Giants, 28-24 (NY)

2005 Cowboys, 16-13 (D) OT  
Giants, 17-10 (NY)

2006 Giants, 36-22 (D)  
Cowboys, 23-20 (NY)

2007 Cowboys, 45-35 (D)  
Cowboys, 31-20 (NY)  
\*Giants, 21-17 (D)

2008 Giants, 35-14 (NY)  
Cowboys, 20-8 (D)

2009 Giants, 33-31 (D)  
Giants, 31-24 (NY)

2010 Giants, 41-35 (D)  
Cowboys, 33-20 (NY)

2011 Giants 37-34 (D)  
Giants 31-14 (NY)

2012 Cowboys, 24-17 (NY)  
Giants, 29-24 (D)

2013 Cowboys, 36-31 (D)  
Cowboys, 24-21 (NY)

2014 Cowboys, 31-21 (D)  
Cowboys, 31-28 (NY)

2015 Cowboys, 27-26 (D)  
Giants, 27-20 (NY)

2016 Giants, 20-19 (D)  
Giants, 10-7 (NY)

2017 Cowboys, 19-3 (D)  
Cowboys, 30-10 (NY)

2018 Cowboys, 20-13 (D)  
Cowboys, 35-36 (NY)

2019 Cowboys, 35-17 (D)

Cowboys, 37-18 (NY)  
Cowboys, 37-34 (D)  
Giants, 23-19 (NY)

2021 Cowboys, 44-20 (D)  
Cowboys, 21-6 (NY)

2022 Cowboys, 23-16 (NY)  
Cowboys, 28-20 (D)

2023 Cowboys, 40-0 (NY)  
Cowboys, 49-17 (D)

**RS Pts. — Cowboys 2,887, Giants 2,351**  
**PS Pts. — Giants 21, Cowboys 17**

\*NFC Divisional Playoff

**DENVER VS. N.Y. GIANTS**

**RS: Broncos lead series, 7-6**  
**PS: Giants lead series, 1-0**

1972 Giants, 29-17 (NY)

1976 Broncos, 14-13 (D)

1980 Broncos, 14-9 (NY)

1986 Giants, 19-16 (NY)  
\*Giants, 39-20 (Pasadena)

1989 Giants, 14-7 (D)

1992 Broncos, 27-13 (D)

1998 Giants, 20-16 (NY)

2001 Broncos, 31-20 (D)

2005 Giants, 24-23 (NY)

2009 Broncos, 26-6 (D)

2013 Broncos, 41-23 (NY)

2017 Giants, 23-10 (D)

2021 Broncos, 27-13 (D)

**RS Pts. — Broncos 269, Giants 226**  
**PS Pts. — Giants 39, Broncos 20**

\*Super Bowl XXI

**\*DETROIT VS. N.Y. GIANTS**

**RS: Lions leads series, 24-21-1**  
**PS: Lions lead series, 1-0**

1930 Giants, 19-6 (P)

1931 Spartans, 14-6 (P)  
Giants, 14-0 (NY)

1932 Spartans, 7-0 (P)  
Spartans, 6-0 (NY)  
Spartans, 17-7 (P)  
Giants, 13-10 (NY)

1934 Lions, 9-0 (D)

1935 \*\*Lions, 26-7 (D)

1936 Giants, 14-7 (NY)  
Lions, 38-0 (D)  
Lions, 17-0 (NY)

1937 Lions, 18-14 (D)

1939 Giants, 20-13 (NY)

1941 Tie, 0-0 (D)

1943 Giants, 35-14 (NY)

1945 Lions, 35-7 (D)

1947 Lions, 45-21 (NY)

1949 Lions, 27-16 (NY)

1953 Giants, 24-19 (D)

1955 Giants, 19-17 (D)

1958 Giants, 17-14 (NY)

1962 Lions, 26-3 (D)

1964 Lions, 30-7 (NY)

1967 Lions, 24-0 (D)

1969 Lions, 30-16 (D)

1972 Lions, 20-19 (D)

1974 Giants, 24-10 (NY)

1976 Giants, 13-6 (D)

1977 Lions, 15-9 (D)

1978 Giants, 30-10 (NY)  
Giants, 13-10 (D) OT

1989 Giants, 24-14 (NY)

1990 Giants, 20-0 (NY)

1994 Lions, 28-25 (NY) OT

1996 Giants, 35-7 (D)

1997 Giants, 26-20 (D) OT

2000 Lions, 31-21 (NY)

2004 Lions, 28-13 (NY)

2007 Giants, 16-10 (D)

2010 Giants, 28-20 (NY)

2013 Giants, 23-20 (D) OT

2014 Lions, 35-14 (D)

2016 Giants, 17-6 (NY)

2017 Lions, 24-10 (NY)

2019 Lions, 31-26 (D)

2022 Lions, 31-18 (NY)

RS Pts.—Lions 819, Giants 696  
PS Pts.—Lions 26, Giants 7

\*Franchise in Portsmouth prior to 1934 and known as the Spartans  
\*\*NFL Championship

**GREEN BAY VS. N.Y. GIANTS**

RS: Packers lead series, 29-25-2  
PS: Packers lead series, 5-3

1928	Giants, 6-0 (GB)
	Packers, 7-0 (NY)
1929	Packers, 20-6 (NY)
1930	Packers, 14-7 (GB)
	Giants, 13-6 (NY)
1931	Packers, 27-7 (GB)
	Packers, 14-10 (NY)
1932	Packers, 13-0 (GB)
	Giants, 6-0 (NY)
1933	Giants, 10-7 (Mil)
	Giants, 17-6 (NY)
1934	Packers, 20-6 (Mil)
	Giants, 17-3 (NY)
1935	Packers, 16-7 (GB)
1936	Packers, 26-14 (NY)
1937	Giants, 10-0 (NY)
1938	Giants, 15-3 (NY)
	*Giants, 23-17 (NY)
1939	*Packers, 27-0 (Mil)
1940	Giants, 7-3 (NY)
1942	Tie, 21-21 (NY)
1943	Packers, 35-21 (NY)
1944	Giants, 24-0 (NY)
	*Packers, 14-7 (NY)
1945	Packers, 23-14 (NY)
1947	Tie, 24-24 (NY)
1948	Giants, 49-3 (Mil)
1949	Giants, 30-10 (GB)
1952	Packers, 17-3 (NY)
1957	Giants, 31-17 (GB)
1959	Giants, 20-3 (NY)
1961	Packers, 20-17 (Mil)
	*Packers, 37-0 (GB)
1962	*Packers, 16-7 (NY)
1967	Packers, 48-21 (NY)
1969	Packers, 20-10 (Mil)
1971	Giants, 42-40 (GB)
1973	Packers, 16-14 (New Haven)
1975	Packers, 40-14 (Mil)
1980	Giants, 27-21 (NY)
1981	Packers, 27-14 (NY)
	Packers, 26-24 (Mil)
	Packers, 27-19 (NY)
1982	Giants, 27-3 (NY)
1985	Packers, 23-20 (GB)
1986	Giants, 55-24 (NY)
1987	Giants, 20-10 (NY)
1992	Giants, 27-7 (NY)
1995	Packers, 14-6 (GB)
1998	Packers, 37-3 (NY)
2001	Packers, 34-25 (NY)
2004	Giants, 14-7 (GB)
2007	Packers, 35-13 (NY)
	**Giants, 23-20 (GB) OT
2010	Packers 45-17 (GB)
2011	Packers, 38-35 (NY)
	***Giants, 37-20 (GB)
2012	Giants, 38-10 (NY)
2013	Giants, 27-13 (NY)
2016	Packers, 23-16 (GB)
	****Packers, 38-13 (GB)
2019	Packers, 31-13 (NY)
2022	Giants, 27-22 (London)
2023	Giants, 24-22 (NY)

RS Pts.—Packers 1,021, Giants 1,004  
PS Pts.—Packers 189, Giants 110

\*NFL Championship  
\*\*NFC Championship Game  
\*\*\*Divisional Playoff  
\*\*\*\*Wild Card

**HOUSTON VS. N.Y. GIANTS**

RS: Giants lead series, 5-1

2002	Texans, 16-14 (H)
2006	Giants, 14-10 (NY)
2010	Giants, 34-10 (H)

2014	Giants, 30-17 (NY)
2018	Giants, 27-22 (H)
2022	Giants, 24-16 (NY)

RS Pts.—Giants 143, Texans 91

**INDIANAPOLIS VS. N.Y. GIANTS**

RS: Colts lead series, 10-7  
PS: Colts lead series, 2-0

1954	Colts, 20-14 (B)
1955	Giants, 17-7 (NY)
1958	Giants, 24-21 (NY)
	**Colts, 23-17 (NY) OT
1959	**Colts, 31-16 (B)
1963	Giants, 37-28 (B)
1968	Colts, 26-0 (NY)
1971	Colts, 31-7 (NY)
1975	Colts, 21-0 (NY)
1979	Colts, 31-7 (NY)
1990	Giants, 24-7 (I)
1993	Giants, 20-6 (NY)
1999	Colts, 27-19 (NY)
2002	Giants, 44-27 (I)
2006	Colts, 26-21 (NY)
2010	Colts, 38-14 (I)
2014	Colts, 40-24 (NY)
2018	Colts, 28-27 (I)
2022	Giants, 38-10 (NY)

RS Pts.—Colts 394, Giants 337  
PS Pts.—Colts 54, Giants 33

\*Franchise in Baltimore prior to 1984  
\*\*NFL Championship

**JACKSONVILLE VS. N.Y. GIANTS**

RS: Series tied, 4-4

1997	Jaguars, 40-13 (J)
2000	Giants, 28-25 (NY)
2002	Giants, 24-17 (NY)
2006	Jaguars, 26-10 (J)
2010	Giants 24-20 (NY)
2014	Jaguars, 25-24 (J)
2018	Jaguars, 20-15 (NY)
2022	Giants, 23-17

RS Pts.—Jaguars 190, Giants 161

**KANSAS CITY VS. N.Y. GIANTS**

RS: Giants lead series, 11-4

1974	Giants, 33-27 (KC)
1978	Giants, 26-10 (NY)
1979	Giants, 21-17 (KC)
1983	Chiefs, 38-17 (KC)
1984	Giants, 28-27 (NY)
1988	Giants, 28-12 (NY)
1992	Giants, 35-21 (NY)
1995	Chiefs, 20-17 (KC) OT
1998	Giants, 28-7 (NY)
2001	Giants, 13-3 (KC)
2005	Giants, 27-17 (NY)
2009	Giants, 27-16 (KC)
2013	Chiefs, 31-7 (KC)
2017	Giants, 12-9 (NY) OT
2021	Chiefs, 20-7 (KC)

RS Pts.—Giants 326, Chiefs 275

**\*LOS ANGELES CHARGERS VS. N.Y. GIANTS**

RS: Chargers lead series, 8-5

1971	Giants, 35-17 (NY)
1975	Giants, 35-24 (NY)
1980	Chargers, 44-7 (SD)
1983	Chargers, 41-34 (NY)
1986	Giants, 20-7 (NY)
1989	Giants, 20-13 (SD)
1995	Chargers, 27-17 (NY)
1998	Giants, 34-16 (SD)
2005	Chargers, 45-23 (SD)
2009	Chargers, 21-20 (NY)
2013	Chargers, 37-14 (SD)
2017	Chargers, 27-22 (NY)
2021	Chargers, 37-21 (LA)

RS Pts.—Chargers 356, Giants 302

\*Franchise in San Diego from 1961 to 2016

**\*LOS ANGELES RAMS VS. N.Y. GIANTS**

RS: Rams lead series, 28-16  
PS: Series tied, 1-1

1938	Giants, 28-0 (NY)
1940	Rams, 13-0 (NY)
1941	Giants, 49-14 (NY)
1945	Rams, 21-17 (NY)



1946	Rams, 31-21 (NY)
1947	Rams, 34-10 (LA)
1948	Rams, 52-37 (NY)
1953	Rams, 21-7 (LA)
1954	Rams, 17-16 (NY)
1959	Giants, 23-21 (LA)
1961	Giants, 24-14 (NY)
1966	Rams, 55-14 (LA)
1968	Rams, 24-21 (LA)
1970	Rams, 31-3 (NY)
1973	Rams, 40-6 (LA)
1976	Rams, 24-10 (LA)
1978	Rams, 20-17 (NY)
1979	Giants, 20-14 (LA)
1980	Rams, 28-7 (NY)
1981	Giants, 10-7 (NY)
1983	Rams, 16-6 (NY)
1984	Rams, 33-12 (LA)
	**Giants, 16-13 (LA)
1985	Giants, 24-19 (NY)
1988	Rams, 45-31 (NY)
1989	Rams, 31-10 (LA)
	***Rams, 19-13 (NY) OT
1990	Giants, 31-7 (LA)
1991	Rams, 19-13 (NY)
1992	Rams, 38-17 (LA)
1993	Giants, 20-10 (NY)
1994	Rams, 17-10 (LA)
1997	Rams, 13-3 (StL)
1999	Rams, 31-10 (StL)
2000	Rams, 38-24 (NY)
2001	Rams, 15-14 (StL)
2002	Giants, 26-21 (StL)
2003	Giants, 23-13 (NY)
2005	Giants, 44-24 (NY)
2008	Giants, 41-13 (StL)
2011	Giants, 28-16 (NY)
2014	Giants 37-27 (StL)
2016	Giants 17-10 (London)
2017	Rams, 51-17 (NY)
2020	Rams, 17-9 (L.A.)
2023	Rams, 26-25 (NY)

**RS Pts.—Rams 1,031, Giants 832**  
**PS Pts.—Rams 32, Giants 29**

\*Franchise in St. Louis from 1995 to 2015 and in Cleveland prior to 1946  
 \*\*NFC First-Round Playoff  
 \*\*\*NFC Divisional Playoff

**MIAMI VS. N.Y. GIANTS**

**RS: Giants lead series, 7-4**

1972	Dolphins, 23-13 (NY)
1990	Giants, 20-3 (NY)
1993	Giants, 19-14 (M)
1996	Giants, 17-7 (M)
2003	Dolphins, 23-10 (NY)
2007	Giants, 13-10 (London)
2011	Giants, 20-17 (NY)
2015	Giants, 31-24 (M)
2019	Giants, 36-20 (NY)
2021	Dolphins, 20-9 (M)
2023	Dolphins, 31-16 (M)

**RS Pts.—Giants 204, Dolphins 192**

**MINNESOTA VS. N.Y. GIANTS**

**RS: Vikings lead series, 17-10**  
**PS: Giants lead series, 3-1**

1964	Vikings, 30-21 (NY)
1965	Vikings, 40-14 (M)
1967	Vikings, 27-24 (M)
1969	Giants, 24-23 (NY)
1971	Vikings, 17-10 (NY)
1973	Vikings, 31-7 (New Haven)
1976	Vikings, 24-7 (M)
1986	Giants, 22-20 (M)
1989	Giants, 24-14 (NY)
1990	Giants, 23-15 (NY)
1993	*Giants, 17-10 (NY)
1994	Vikings, 27-10 (NY)
1996	Giants, 15-10 (NY)
1997	*Vikings, 23-22 (NY)
1999	Vikings, 34-17 (NY)
2000	**Giants, 41-0 (NY)
2001	Vikings, 28-16 (M)
2002	Giants, 27-20 (M)

2003	Giants, 29-17 (M)
2004	Giants, 34-13 (M)
2005	Vikings, 24-21 (NY)
2007	Vikings, 41-17 (NY)
2008	Vikings, 20-19 (M)
2009	Vikings, 44-7 (M)
2010	***Giants, 21-3 (M)
2013	Giants, 23-7 (NY)
2015	Vikings, 49-17 (M)
2016	Vikings, 24-10 (M)
2019	Vikings, 28-10 (NY)
2022	Vikings, 27-24 (M)

\*Giants, 31-24 (M)  
**RS Pts.—Vikings 657, Giants 493**  
**PS Pts.—Giants 111, Vikings 57**

\*NFC First-Round Playoff  
 \*\*NFC Championship  
 \*\*\*Game played in Detroit, MI.

**\*NEW ENGLAND VS. N.Y. GIANTS**

**RS: Patriots lead series, 7-5**  
**PS: Giants lead series, 2-0**

1970	Giants, 16-0 (B)
1974	Patriots, 28-20 (New Haven)
1987	Giants, 17-10 (NY)
1990	Giants, 13-10 (NE)
1996	Patriots, 23-22 (NY)
1999	Patriots, 16-14 (NE)
2003	Patriots, 17-6 (NE)
2007	Patriots, 38-35 (NY)
	**Giants, 17-14 (Arizona)
2011	Giants, 24-20 (NE)
	***Giants, 21-17 (Indianapolis)
2015	Patriots, 27-26 (NY)
2019	Patriots, 35-14 (NE)
2023	Giants, 10-7 (NY)

**RS Pts.—Patriots 231, Giants 217**  
**PS Pts.—Giants 38, Patriots 31**

\*Franchise in Boston prior to 1971  
 \*\*Super Bowl XLII \*\*\*Super Bowl XLVI

**NEW ORLEANS VS. N.Y. GIANTS**

**RS: Giants lead series, 17-15**

1967	Giants, 27-21 (NY)
1968	Giants, 38-21 (NY)
1969	Saints, 25-24 (NY)
1970	Saints, 14-10 (NO)
1972	Giants, 45-21 (NY)
1975	Giants, 28-14 (NY)
1978	Saints, 28-17 (NO)
1979	Saints, 24-14 (NO)
1981	Giants, 20-7 (NY)
1984	Saints, 10-3 (NY)
1985	Giants, 21-13 (NO)
1986	Giants, 20-17 (NY)
1987	Saints, 23-14 (NO)
1988	Giants, 13-12 (NO)
1993	Giants, 24-14 (NO)
1994	Saints, 27-22 (NO)
1995	Giants, 45-29 (NY)
1996	Saints 17-3 (NY)
1997	Giants, 14-9 (NY)
1999	Giants, 31-3 (NY)
2001	Giants, 21-13 (NY)
2003	Saints, 45-7 (NO)
2005	Giants, 27-10 (NY*)
2006	Saints, 30-7 (NY)
2009	Saints, 48-27 (NO)
2011	Saints, 49-24 (NO)
2012	Giants, 52-27 (NY)
2015	Saints, 52-49 (NO)
2016	Giants, 16-13 (NY)
2018	Saints, 33-18 (NY)
2021	Giants, 27-21 (NO)
2023	Saints, 24-6 (NO)

**RS Pts.—Giants 714, Saints 714**  
 \*Saints home game

**N.Y. JETS VS. N.Y. GIANTS**

**RS: Giants lead series, 8-6**

1970	Giants, 22-10 (NYJ)
1974	Jets, 26-20 (New Haven) OT
1981	Jets, 26-7 (NYG)
1984	Giants, 20-10 (NYJ)
1987	Giants, 20-7 (NYG)
1988	Jets, 27-21 (NYJ)

1993 Jets, 10-6 (NYG)  
 1996 Giants, 13-6 (NYJ)  
 1999 Giants, 41-28 (NYG)  
 2003 Giants, 31-28 (NYJ) OT  
 2007 Giants, 35-24 (NYG)  
 2011 Giants, 29-14 (NYJ)  
 2015 Jets, 23-20 (NYG) OT  
 2019 Jets, 34-27 (NYJ)  
 2023 Jets, 13-10 (NYG) OT

**RS Pts. — Giants 322, Jets 286**

**\*LAS VEGAS VS. N.Y. GIANTS**

**RS: Raiders lead series, 9-6**

1973 Raiders, 42-0 (O)  
 1980 Raiders, 33-17 (NY)  
 1983 Raiders, 27-12 (LA)  
 1986 Giants, 14-9 (LA)  
 1989 Giants, 34-17 (NY)  
 1992 Raiders, 13-10 (LA)  
 1995 Raiders, 17-13 (NY)  
 1998 Raiders, 20-17 (O)  
 2001 Raiders, 28-10 (NY)  
 2005 Giants, 30-21 (O)  
 2009 Giants, 44-7 (NY)  
 2013 Giants, 24-20 (NY)  
 2017 Raiders, 24-17 (O)  
 2021 Giants, 23-16 (NY)  
 2023 Raiders, 30-6 (LV)

**RS Pts. — Raiders 324, Giants 271**

\*Franchise in LA from 1982-1994 and Oakland from 1995-2019

**PHILADELPHIA VS. N.Y. GIANTS**

**RS: Eagles lead series, 90-86-2**

**PS: Eagles lead series, 3-2**

1933 Giants, 56-0 (NY)  
 Giants, 20-14 (P)  
 1934 Giants, 17-0 (NY)  
 Eagles, 6-0 (P)  
 1935 Giants, 10-0 (NY)  
 Giants, 21-14 (P)  
 1936 Eagles, 10-7 (P)  
 Giants, 21-17 (NY)  
 1937 Giants, 16-7 (P)  
 Giants, 21-0 (NY)  
 1938 Eagles, 14-10 (P)  
 Giants, 17-7 (NY)  
 1939 Giants, 13-3 (P)  
 Giants, 27-10 (NY)  
 1940 Giants, 20-14 (P)  
 Giants, 17-7 (NY)  
 1941 Giants, 24-0 (P)  
 Giants, 16-0 (NY)  
 1942 Giants, 35-17 (NY)  
 Giants, 14-0 (P)  
 1944 Eagles, 24-17 (NY)  
 Tie, 21-21 (P)  
 1945 Eagles, 38-17 (P)  
 Giants, 28-21 (NY)  
 1946 Eagles, 24-14 (P)  
 Giants, 45-17 (NY)  
 1947 Eagles, 23-0 (P)  
 Eagles, 41-24 (NY)  
 1948 Eagles, 45-0 (P)  
 Eagles, 35-14 (NY)  
 1949 Eagles, 24-3 (NY)  
 Eagles, 17-3 (P)  
 1950 Giants, 7-3 (NY)  
 Giants, 9-7 (P)  
 1951 Giants, 26-24 (NY)  
 Giants, 23-7 (P)  
 1952 Giants, 31-7 (P)  
 Eagles, 14-10 (NY)  
 1953 Eagles, 30-7 (P)  
 Giants, 37-28 (NY)  
 1954 Giants, 27-14 (NY)  
 Eagles, 29-14 (P)  
 1955 Eagles, 27-17 (P)  
 Giants, 31-7 (NY)  
 1956 Giants, 20-3 (NY)  
 Giants, 21-7 (P)  
 1957 Giants, 24-20 (P)  
 Giants, 13-0 (NY)  
 1958 Eagles, 27-24 (P)  
 Giants, 24-10 (NY)

1959 Eagles, 49-21 (P)  
 Giants, 24-7 (NY)  
 1960 Eagles, 17-10 (NY)  
 Eagles, 31-23 (P)  
 1961 Giants, 38-21 (NY)  
 Giants, 28-24 (P)  
 1962 Giants, 29-13 (P)  
 Giants, 19-14 (NY)  
 1963 Giants, 37-14 (P)  
 Giants, 42-14 (NY)  
 1964 Eagles, 38-7 (P)  
 Eagles, 23-17 (NY)  
 1965 Giants, 16-14 (P)  
 Giants, 35-27 (NY)  
 1966 Eagles, 35-17 (P)  
 Eagles, 31-3 (NY)  
 1967 Giants, 44-7 (NY)  
 1968 Giants, 34-25 (P)  
 Giants, 7-6 (NY)  
 1969 Eagles, 23-20 (NY)  
 1970 Giants, 30-23 (NY)  
 Eagles, 23-20 (P)  
 1971 Eagles, 23-7 (P)  
 Eagles, 41-28 (NY)  
 1972 Giants, 27-12 (P)  
 Giants, 62-10 (NY)  
 Tie, 23-23 (NY)  
 1973 Eagles, 20-16 (P)  
 1974 Eagles, 35-7 (P)  
 Eagles, 20-7 (New Haven)  
 1975 Giants, 23-14 (P)  
 Eagles, 13-10 (NY)  
 1976 Eagles, 20-7 (P)  
 Eagles, 10-0 (NY)  
 1977 Eagles, 28-10 (NY)  
 Eagles, 17-14 (P)  
 1978 Eagles, 19-17 (NY)  
 Eagles, 20-3 (P)  
 1979 Eagles, 23-17 (P)  
 Eagles, 17-13 (NY)  
 1980 Eagles, 35-3 (P)  
 Eagles, 31-16 (NY)  
 1981 Eagles, 24-10 (NY)  
 Giants, 20-10 (P)  
 \*Giants, 27-21 (P)  
 1982 Giants, 23-7 (NY)  
 Giants, 26-24 (P)  
 1983 Eagles, 17-13 (NY)  
 Giants, 23-0 (P)  
 1984 Giants, 28-27 (NY)  
 Eagles, 24-10 (P)  
 1985 Giants, 21-0 (NY)  
 Giants, 16-10 (P) OT  
 1986 Giants, 35-3 (NY)  
 Giants, 17-14 (P)  
 1987 Giants, 20-17 (P)  
 Giants, 23-20 (NY) OT  
 1988 Eagles, 24-13 (P)  
 Eagles, 23-17 (NY) OT  
 1989 Eagles, 21-19 (P)  
 Eagles, 24-17 (NY)  
 1990 Giants, 27-20 (NY)  
 Eagles, 31-13 (P)  
 1991 Eagles, 30-7 (P)  
 Eagles, 19-14 (NY)  
 1992 Eagles, 47-34 (NY)  
 Eagles, 20-10 (P)  
 1993 Giants, 21-10 (NY)  
 Giants, 7-3 (P)  
 1994 Giants, 28-23 (NY)  
 Giants, 16-13 (P)  
 1995 Eagles, 17-14 (NY)  
 Eagles, 28-19 (P)  
 1996 Eagles, 19-10 (NY)  
 Eagles, 24-0 (P)  
 1997 Giants, 31-17 (NY)  
 Giants, 31-21 (P)  
 1998 Giants, 20-0 (NY)  
 Giants, 20-10 (P)  
 1999 Giants, 16-15 (NY)  
 Giants, 23-17 (P) OT

2000	Giants, 33-18 (P) Giants, 24-7 (NY) **Giants, 20-10 (NY)
2001	Eagles, 10-9 (NY) Eagles, 24-21 (P)
2002	Eagles, 17-3 (P) Giants, 10-7 (NY) OT
2003	Eagles, 14-10 (NY) Eagles, 28-10 (P)
2004	Eagles, 31-17 (P) Eagles, 27-6 (NY))
2005	Giants, 27-17 (NY) Giants, 26-23 (P) OT
2006	Giants, 30-24 (P) OT Eagles, 36-22 (NY) *Eagles, 23-20 (P) Giants, 16-3 (NY)
2007	Giants, 16-13 (P) Giants, 36-31 (P)
2008	Eagles, 20-14 (NY) **Eagles, 23-11 (NY)
2009	Eagles, 40-17 (P) Eagles, 45-38 (NY)
2010	Eagles, 27-17 (P) Eagles, 38-31 (NY)
2011	Giants, 29-16 (P) Eagles, 17-10 (NY)
2012	Eagles, 19-17 (P) Giants, 42-7 (NY)
2013	Eagles, 36-21 (NY) Giants, 15-7 (P)
2014	Eagles, 27-0 (P) Eagles, 34-26 (NY)
2015	Eagles, 27-7 (P) Eagles, 35-30 (NY)
2016	Giants, 28-23 (NY) Eagles, 24-19 (P)
2017	Eagles, 27-24 (P) Eagles, 34-29 (NY)
2018	Eagles, 34-13 (NY) Eagles, 25-22 (P)
2019	Eagles, 23-17 (P) Eagles, 34-17 (NY)
2020	Eagles, 22-21 (P) Giants, 27-17 (NY)
2021	Giants, 13-7 (NY) Eagles, 34-10 (P)
2022	Eagles, 48-22 (NY) Eagles, 22-16 (P) **Eagles, 38-7 (P)
2023	Eagles, 33-25 (P) Giants, 27-10 (NY)

RS Pts.—Eagles 3,501, Giants 3,492  
PS Pts.—Giants 82, Eagles 115

\*NFC First-Round Playoff \*\*NFC Divisional Playoff

**\*PITTSBURGH VS. N.Y. GIANTS**

RS: Giants lead series, 44-31-3

1933	Giants, 23-2 (P) Giants, 27-3 (NY)
1934	Giants, 14-12 (P) Giants, 17-7 (NY)
1935	Giants, 42-7 (P) Giants, 13-0 (NY)
1936	Pirates, 10-7 (P)
1937	Giants, 10-7 (P) Giants, 17-0 (NY)
1938	Giants, 27-14 (P) Pirates, 13-10 (NY)
1939	Giants, 14-7 (P) Giants, 23-7 (NY)
1940	Tie, 10-10 (P) Giants, 12-0 (NY)
1941	Giants, 37-10 (P) Giants, 28-7 (NY)
1942	Steelers, 13-10 (P) Steelers, 17-9 (NY)
1945	Giants, 34-6 (P) Steelers, 21-7 (NY)
1946	Giants, 17-14 (P) Giants, 7-0 (NY)
1947	Steelers, 38-21 (NY) Steelers, 24-7 (P)

1948	Giants, 34-27 (NY) Steelers, 38-28 (P)
1949	Steelers, 28-7 (P) Steelers, 21-17 (NY)
1950	Giants, 18-7 (P) Steelers, 17-6 (NY)
1951	Tie, 13-13 (P) Giants, 14-0 (NY)
1952	Steelers, 63-7 (P)
1953	Steelers, 24-14 (P) Steelers, 14-10 (NY)
1954	Giants, 30-6 (P) Giants, 24-3 (NY)
1955	Steelers, 30-23 (P) Steelers, 19-17 (NY)
1956	Giants, 38-10 (NY) Giants, 17-14 (P)
1957	Giants, 35-0 (NY) Steelers, 21-10 (P)
1958	Giants, 17-6 (NY) Steelers, 31-10 (P)
1959	Giants, 21-16 (P) Steelers, 14-9 (NY)
1960	Giants, 19-17 (P) Giants, 27-24 (NY)
1961	Giants, 17-14 (P) Giants, 42-21 (NY)
1962	Giants, 31-27 (P) Steelers, 20-17 (NY)
1963	Steelers, 31-0 (P) Giants, 33-17 (NY)
1964	Steelers, 27-24 (P) Steelers, 44-17 (NY)
1965	Giants, 23-13 (P) Giants, 35-10 (NY)
1966	Giants, 35-10 (NY) Giants, 35-10 (NY)
1967	Giants, 27-24 (P) Giants, 27-24 (P)
1968	Giants, 27-24 (P)
1969	Giants, 10-7 (NY) Giants, 21-17 (P)
1971	Steelers, 17-13 (P)
1976	Steelers, 27-0 (NY)
1985	Giants, 28-10 (NY)
1991	Giants, 23-20 (P)
1994	Steelers, 10-6 (NY)
2000	Giants, 30-10 (NY)
2004	Steelers, 33-30 (NY)
2008	Giants, 21-14 (P)
2012	Giants, 21-14 (P)
2016	Steelers, 24-14 (P)
2020	Steelers, 24-14 (P)

RS Pts.—Giants 1,530, Steelers 1,320  
\*Steelers known as Pirates prior to 1940

**SAN FRANCISCO VS. N.Y. GIANTS**

RS: 49ers lead series, 18-17  
PS: Series tied, 4-4

1952	Giants, 23-14 (NY)
1956	Giants, 38-21 (SF)
1957	49ers, 27-17 (NY)
1960	Giants, 21-19 (SF)
1963	Giants, 48-14 (NY)
1968	49ers, 26-10 (NY)
1972	Giants, 23-17 (SF)
1975	Giants, 26-23 (SF)
1977	Giants, 20-17 (NY)
1978	Giants, 27-10 (NY)
1979	Giants, 32-16 (NY)
1980	49ers, 12-0 (SF)
1981	49ers, 17-10 (SF) *49ers, 38-24 (SF)
1984	49ers, 31-10 (NY) *49ers, 21-10 (SF)
1985	**Giants, 17-3 (NY)
1986	Giants, 21-17 (SF) *Giants, 49-3 (NY)
1987	49ers, 41-21 (NY)
1988	49ers, 20-17 (NY)
1989	49ers, 34-24 (SF)
1990	49ers, 7-3 (SF) ***Giants, 15-13 (SF)

1991	Giants, 16-14 (NY)
1992	49ers, 31-14 (NY)
1993	*49ers, 44-3 (SF)
1995	49ers, 20-6 (SF)
1998	49ers, 31-7 (SF)
2002	49ers, 16-13 (NY)
	**49ers, 39-38 (SF)
2005	Giants, 24-6 (SF)
2007	Giants, 33-15 (NY)
2008	Giants, 29-17 (NY)
2011	49ers, 27-20 (SF)
	***Giants 20-17 (OT)
2012	Giants, 26-3 (SF)
2014	49ers, 16-10 (NY)
2015	Giants, 30-27 (NY)
2017	49ers, 31-21 (SF)
2018	Giants, 27-23 (SF)
2020	49ers, 36-9 (NY)
2023	49ers, 30-12 (SF)

**RS Pts.—49ers 726, Giants 688**  
**PS Pts.—49ers 178, Giants 176**

\*NFC Divisional Playoff  
 \*\*NFC First-Round Playoff  
 \*\*\*NFC Championship

**SEATTLE VS. N.Y. GIANTS**

**RS: Seahawks lead, 11-10**

1976	Giants, 28-16 (NY)
1980	Giants, 27-21 (S)
1981	Giants, 32-0 (S)
1983	Seahawks, 17-12 (NY)
1986	Seahawks, 17-12 (S)
1989	Giants, 15-3 (NY)
1992	Giants, 23-10 (NY)
1995	Seahawks, 30-28 (S)
2001	Giants, 27-24 (NY)
2002	Giants, 9-6 (NY)
2005	Seahawks, 24-21 (S) OT
2006	Seahawks, 42-30 (S)
2008	Giants, 44-6 (NY)
2010	Giants, 41-7 (S)
2011	Seahawks, 36-25 (NY)
2013	Seahawks, 23-0 (NY)
2014	Seahawks, 38-17 (S)
2017	Seahawks, 24-7 (NY)
2020	Giants, 17-12 (S)
2022	Seahawks, 27-13 (S)
2023	Seahawks, 24-3 (NYG)

**RS Pts.—Giants 431, Seahawks 407**

**TAMPA BAY VS. N.Y. GIANTS**

RS: Giants lead series, 15-9

PS: Giants lead series, 1-0

1977	Giants, 10-0 (TB)
1978	Giants, 19-13 (TB)
	Giants, 17-14 (NY)
1979	Giants, 17-14 (NY)
	Buccaneers, 31-3 (TB)
1980	Buccaneers, 30-13 (TB)
1984	Giants, 17-14 (NY)
	Buccaneers, 20-17 (TB)
1985	Giants, 22-20 (NY)
1991	Giants, 21-14 (TB)
1993	Giants, 23-7 (NY)
1997	Buccaneers, 20-8 (NY)
1998	Buccaneers, 20-3 (TB)
1999	Giants, 17-13 (TB)
2003	Buccaneers, 19-13 (TB)
2006	Giants, 17-3 (NY)
2007	*Giants, 24-14 (TB)
2009	Giants, 24-0 (TB)
2012	Giants, 41-34 (NY)
2015	Giants, 32-18 (TB)
2017	Buccaneers, 25-23 (TB)
2018	Giants, 38-35 (NY)
2019	Giants, 32-31 (TB)
2020	Buccaneers, 25-23 (NY)
2021	Buccaneers, 30-10 (TB)

RS Pts.—Giants 460, Buccaneers 450

PS Pts.—Giants 24, Buccaneers 14

\*NFC First-Round Playoff

**\*TENNESSEE VS. N.Y. GIANTS**

RS: Series tied, 6-6

1973	Giants, 34-14 (NY)
------	--------------------

1982	Giants, 17-14 (NY)
1985	Giants, 35-14 (H)
1991	Giants, 24-20 (NY)
1994	Giants, 13-10 (H)
1997	Oilers, 10-6 (T)
2000	Titans, 28-14 (T)
2002	Titans, 32-29 (NY) OT
2006	Titans, 24-21 (T)
2010	Titans, 29-10 (NY)
2014	Giants, 36-7 (T)
2018	Titans, 17-0 (NY)
2022	Giants, 21-20 (T)

**RS Pts.—Giants 260, Titans 239**

\*Franchise in Houston prior to 1997; known as Oilers prior to 1999

**\*WASHINGTON VS. N.Y. GIANTS**

**RS: Giants lead series, 107-70-5**

**PS: Series tied, 1-1**

1932	Braves, 14-6 (B)
	Tie, 0-0 (NY)
1933	Washington, 21-20 (B)
	Giants, 7-0 (NY)
1934	Giants, 16-13 (B)
	Giants, 3-0 (NY)
1935	Giants, 20-12 (B)
	Giants, 17-6 (NY)
1936	Giants, 7-0 (B)
	Washington, 14-0 (NY)
1937	Washington, 13-3 (W)
	Washington, 49-14 (NY)
1938	Giants, 10-7 (W)
	Giants, 36-0 (NY)
1939	Tie, 0-0 (W)
	Giants, 9-7 (NY)
1940	Washington, 21-7 (W)
	Giants, 21-7 (NY)
1941	Giants, 17-10 (W)
	Giants, 20-13 (NY)
1942	Giants, 14-7 (W)
	Washington, 14-7 (NY)
1943	Giants, 14-10 (NY)
	Giants, 31-7 (W)
	**Washington, 28-0 (NY)
1944	Giants, 16-13 (NY)
	Giants, 31-0 (W)
1945	Washington, 24-14 (NY)
	Washington, 17-0 (W)
1946	Washington, 24-14 (W)
	Giants, 31-0 (NY)
1947	Washington, 28-20 (W)
	Giants, 35-10 (NY)
1948	Washington, 41-10 (W)
	Washington, 28-21 (NY)
1949	Giants, 45-35 (W)
	Giants, 23-7 (NY)
1950	Giants, 21-17 (W)
	Giants, 24-21 (NY)
1951	Giants, 35-14 (W)
	Giants, 28-14 (NY)
1952	Giants, 14-10 (W)
	Washington, 27-17 (NY)
1953	Washington, 13-9 (W)
	Washington, 24-21 (NY)
1954	Giants, 51-21 (W)
	Giants, 24-7 (NY)
1955	Giants, 35-7 (NY)
	Giants, 27-20 (W)
1956	Washington, 33-7 (W)
	Giants, 28-14 (NY)
1957	Giants, 24-20 (W)
	Washington, 31-14 (NY)
1958	Giants, 21-14 (W)
	Giants, 30-0 (NY)
1959	Giants, 45-14 (NY)
	Giants, 24-10 (W)
1960	Tie, 24-24 (NY)
	Giants, 17-3 (W)
1961	Giants, 24-21 (W)
	Giants, 53-0 (NY)
1962	Giants, 49-34 (NY)
	Giants, 42-24 (W)
1963	Giants, 24-14 (W)



1964	Giants, 44-14 (NY) Giants, 13-10 (NY) Washington, 36-21 (W)	1995	Giants, 24-15 (W) Giants, 20-13 (NY)
1965	Washington, 23-7 (NY) Giants, 27-10 (W)	1996	Washington, 31-10 (NY) Washington, 31-21 (W)
1966	Giants, 13-10 (NY) Washington, 72-41 (W)	1997	Tie, 7-7 (W) OT Giants, 30-10 (NY) Giants, 31-24 (NY)
1967	Washington, 38-34 (W)	1998	Washington, 21-14 (W) Washington, 50-21 (NY) Washington, 23-13 (W)
1968	Giants, 48-21 (NY) Giants, 13-10 (W)	1999	Washington, 16-6 (NY) Giants, 9-7 (W)
1969	Washington, 20-14 (W)	2000	Giants, 23-9 (NY) Washington, 35-21 (W)
1970	Giants, 35-33 (NY) Giants, 35-33 (NY)	2001	Washington, 35-21 (W) Giants, 19-17 (NY)
1971	Washington, 30-3 (NY) Washington, 23-7 (W)	2002	Giants, 27-21 (W) Giants, 24-21 (W) OT Washington, 20-7 (NY)
1972	Washington, 23-16 (NY) Washington, 27-13 (W)	2003	Washington, 20-14 (NY) Washington, 31-7 (W)
1973	Washington, 21-3 (New Haven) Washington, 27-24 (W)	2004	Giants, 36-0 (NY) Washington, 35-20 (W)
1974	Washington, 13-10 (New Haven) Washington, 24-3 (W)	2005	Giants, 19-3 (NY) Giants, 34-28 (W)
1975	Washington, 49-13 (W) Washington, 21-13 (NY)	2006	Giants, 24-17 (W) Washington, 22-10 (NY)
1976	Washington, 19-17 (W) Giants, 12-9 (NY)	2007	Washington, 22-10 (NY) Giants, 16-7 (NY)
1977	Giants, 20-17 (NY) Giants, 17-6 (W)	2008	Giants, 23-7 (W) Giants, 23-17 (NY)
1978	Giants, 17-6 (NY) Washington, 16-13 (W) OT Washington, 27-0 (W)	2009	Giants, 45-12 (W) Giants, 31-7 (NY)
1979	Giants, 14-6 (NY) Washington, 23-21 (NY)	2010	Giants, 17-14 (W) Washington, 28-14 (W)
1980	Washington, 16-13 (W) Giants, 17-7 (W)	2011	Washington, 23-10 (NY) Giants, 27-23 (NY)
1981	Washington, 30-27 (NY) OT Washington, 27-17 (NY)	2012	Washington, 17-16 (W) Giants, 24-17 (W)
1982	Washington, 15-14 (W) Washington, 33-17 (NY)	2013	Giants, 20-6 (NY) Giants, 45-14 (W)
1983	Washington, 31-22 (W) Washington, 30-14 (W)	2014	Giants, 24-13 (NY) Giants, 32-21 (NY)
1984	Giants, 37-13 (NY) Giants, 17-3 (NY)	2015	Washington, 20-14 (W) Washington, 27-19 (NY)
1985	Washington, 23-21 (W) Giants, 27-20 (NY)	2016	Giants, 19-10 (W) Washington, 20-10 (W)
1986	Giants, 24-14 (W) ***Giants, 17-0 (NY)	2017	Washington, 18-10 (NY) Washington, 20-13 (NY)
1987	Washington, 38-12 (NY) Washington, 23-19 (W)	2018	Giants, 40-16 (W) Giants, 24-3 (NY)
1988	Giants, 27-20 (NY) Giants, 24-23 (W)	2019	Giants, 41-35 (W) Giants, 20-19 (NY)
1989	Giants, 27-24 (W) Giants, 20-17 (NY)	2020	Giants, 23-20 (W) Washington, 30-29 (W)
1990	Giants, 24-20 (W) Giants, 21-10 (NY)	2021	Washington, 30-29 (W) Washington, 22-7 (NY)
1991	Washington, 17-13 (NY) Washington, 34-17 (W)	2022	Tied, 20-20 (NY) OT Giants, 20-12 (W)
1992	Giants, 24-7 (W) Washington, 28-10 (NY)	2023	Giants, 14-7 (NY) Giants, 31-19 (W)
1993	Giants, 41-7 (W) Giants, 20-6 (NY)		<b>RS Pts.—Giants 3,716, Washington 3,268</b> <b>PS Pts.—Washington 28, Giants 17</b>
1994	Giants, 31-23 (NY) Giants, 21-19 (W)		