
















2024 PHILADELPHIA EAGLES


MEDIA GUIDE

PRESENTED BY





PRESEASON 1	PRESEASON 2	PRESEASON 3	WEEK 1	WEEK 2
 <p>FRI • AUG 9 7:30 PM M&T BANK STADIUM COZI</p>	 <p>THU • AUG 15 7:00 PM GILLETTE STADIUM 10</p>	 <p>SAT • AUG 24 1:00 PM LINCOLN FINANCIAL FIELD 10</p>	 <p>FRI • SEP 6 8:15 PM ARENA CORINTHIANS peacock</p>	 <p>MON • SEP 16 8:15 PM LINCOLN FINANCIAL FIELD ESPN</p>
WEEK 3	WEEK 4	WEEK 6	WEEK 7	WEEK 8
 <p>SUN • SEP 22 1:00 PM CAESARS SUPERDOME FOX</p>	 <p>SUN • SEP 29 1:00 PM RAYMOND JAMES STADIUM FOX</p>	 <p>SUN • OCT 13 1:00 PM LINCOLN FINANCIAL FIELD FOX</p>	 <p>SUN • OCT 20 1:00 PM METLIFE STADIUM FOX</p>	 <p>SUN • OCT 27 4:25 PM PAYCOR STADIUM CBS</p>
WEEK 9	WEEK 10	WEEK 11	WEEK 12	WEEK 13
 <p>SUN • NOV 3 8:20 PM LINCOLN FINANCIAL FIELD NBC</p>	 <p>SUN • NOV 10 4:25 PM AT&T STADIUM CBS</p>	 <p>THU • NOV 14 8:15 PM LINCOLN FINANCIAL FIELD prime video</p>	 <p>SUN • NOV 24 8:20 PM SOFI STADIUM NBC</p>	 <p>SUN • DEC 1 4:25 PM M&T BANK STADIUM CBS</p>
WEEK 14	WEEK 15	WEEK 16	WEEK 17	WEEK 18
 <p>SUN • DEC 8 1:00 PM LINCOLN FINANCIAL FIELD FOX</p>	 <p>SUN • DEC 15 4:25 PM LINCOLN FINANCIAL FIELD FOX</p>	 <p>SUN • DEC 22 1:00 PM COMMANDERS FIELD FOX</p>	 <p>SUN • DEC 29 4:25 PM LINCOLN FINANCIAL FIELD FOX</p>	 <p>TBD TBD LINCOLN FINANCIAL FIELD TBD</p>
HOME	AWAY	WILD CARD JAN 11-13 DIVISIONAL JAN 18-19 CHAMPIONSHIP JAN 26 SUPER BOWL LIX FEB 9		



PHILADELPHIA EAGLES COMMUNICATIONS DEPARTMENT

Bob Lange, Senior Vice President, Communications (blange@eagles.nfl.com) • Brett Strohsacker, Vice President of Football Communications (bstrohsacker@eagles.nfl.com) • Anthony Bonagura, Director of Corporate Communications (abonagura@eagles.nfl.com) • John Gonoude, Senior Manager, Football Communications (jgonoude@eagles.nfl.com) • Emily Heineman, Communications Coordinator (eheineman@eagles.nfl.com) • Shane Ramsey, Communications Coordinator (sramsey@eagles.nfl.com)



#	NAME	POS	HT	WT	DOB	AGE	EXP	COLLEGE	HOMETOWN	HOW ACQ
61	Ayedze, Gottlieb	T	6-4	309	4/10/00	24	R	Maryland	Germantown, MD	UDFA-24
26	Barkley, Saqoun	RB	6-0	232	2/9/97	27	7	Penn State	Coplay, PA	FA-NYG-24
53	Baun, Zack	LB	6-3	225	12/30/96	27	5	Wisconsin	Brown Deer, WI	FA-NO-24
77	Becton, Mekhi	T	6-7	363	4/18/99	25	5	Louisville	Highland Springs, VA	FA-NYJ-24
32	Blankenship, Reed	S	6-1	203	3/2/99	25	3	Middle Tennessee State	Lester, AL	UDFA-22
59	Booker, Thomas	DT	6-3	301	11/11/99	24	2	Stanford	Baltimore, MD	FA-23
24	Bradbrery, James	CB	6-1	212	8/4/93	30	9	Samford	Pleasant Grove, AL	FA-22
11	Brown, A.J.	WR	6-1	226	6/30/97	27	6	Mississippi	Starkville, MS	T-Ten-22
21	Brown, Sydney	S	5-10	211	3/21/00	24	2	Illinois	London, Ontario, Canada	D3b-23
42	Burks, Oren	LB	6-3	233	3/21/95	29	7	Vanderbilt	Lorton, VA	FA-SF-24
81	Calcaterra, Grant	TE	6-4	240	12/4/98	25	3	Southern Methodist	Rancho Santa Margarita, CA	D6b-22
80	Campbell, Parris	WR	6-1	205	7/16/97	27	6	Ohio State	Akron, OH	FA-NYG-24
98	Carter, Jalen	DT	6-3	314	4/4/01	23	2	Georgia	Apopka, FL	D1a-23
43o	Castles, McCallan	TE	6-4	250	12/3/99	24	R	Tennessee	South Lake Tahoe, CA	UDFA-24
18	Covey, Britain	WR	5-8	173	3/18/97	27	3	Utah	Provo, UT	UDFA-22
78	Dankwah, Anim	T	6-7	330	10/19/00	23	R	Howard	Brampton, Ontario, Canada	UDFA-24
90	Davis, Jordan	DT	6-6	336	1/12/00	24	3	Georgia	Charlotte, NC	D1-22
47o	Davis, Shaquan	WR	6-5	215	2/8/00	24	1	South Carolina State	Summerville, SC	FA-24
35o	Davis-Price, Tyron	RB	6-1	219	10/23/00	23	3	LSU	Baton Rouge, LA	FA-24
17	Dean, Nakobe	LB	5-11	231	12/13/00	23	3	Georgia	Horn Lake, MS	D3-22
33	DeJean, Cooper	DB	6-0	198	2/9/03	21	R	Iowa	Odebolt, IA	D2-24
69	Dickerson, Landon	G	6-6	332	9/30/98	25	4	Alabama	Hudson, NC	D2-21
4	Elliott, Jake	K	5-9	167	1/21/95	29	8	Memphis	La Grange, IL	PS-Cin-17
14	Gainwell, Kenneth	RB	5-9	200	3/14/99	25	4	Memphis	Yazoo City, MS	D5-21
8	Gardner-Johnson, C.J.	S	5-11	208	12/20/97	26	6	Florida	Cocoa, FL	FA-Det-24
43d	Garner, Mekhi	CB	6-2	212	1/11/00	24	1	LSU	Mesquite, TX	UDFA-23
88	Goedert, Dallas	TE	6-5	256	1/3/95	29	7	South Dakota State	Britton, SD	D2-18
37	Goodrich, Mario	CB	6-0	186	1/12/00	24	2	Clemson	Lee's Summit, MO	UDFA-22
55	Graham, Brandon	DE	6-2	265	4/3/88	36	15	Michigan	Detroit, MI	D1-10
13	Grier, Will	QB	6-1	220	4/3/95	29	6	West Virginia	Davidson, NC	FA-LAC-24
96	Hall, Gabe	DT	6-6	295	1/12/01	23	R	Baylor	Waller, TX	UDFA-24
31	Hall, Tyler	CB	5-10	190	10/31/98	25	5	Wyoming	Gardena, CA	FA-LV-24
46o	Harris, Jacob	WR	6-5	211	4/16/97	27	3	Central Florida	Palm Harbor, FL	FA-24
76	Hennessy, Matt	OL	6-4	309	11/17/97	26	5	Temple	Bardonia, NY	FA-Atl-24
0	Huff, Bryce	DE	6-3	254	4/17/98	26	5	Memphis	Mobile, AL	FA-NYJ-24
58	Hunt, Jalyx	OLB	6-3	252	3/13/01	23	R	Houston Christian	DeBarry, FL	D3-24
1	Hurts, Jalen	QB	6-1	223	8/7/98	25	5	Oklahoma	Channelview, TX	D2-20
75	Jackson, Tarron	DE	6-2	254	6/22/98	26	3	Coastal Carolina	Aiken, SC	D6b-21
84	Jenkins, E.J.	TE	6-6	245	1/3/98	25	1	Georgia Tech	Fredericksburg, VA	FA-24
28	Jobe, Josh	CB	5-11	190	4/9/98	26	3	Alabama	Miami, FL	UDFA-22
74	Johnson, Fred	T	6-7	326	6/5/97	27	6	Florida	Royal Palm Beach, FL	FA-22
65	Johnson, Lane	T	6-6	325	5/8/90	34	12	Oklahoma	Groveton, TX	D1-13
48	Johnson, Patrick	OLB	6-2	248	1/10/98	26	4	Tulane	Chattanooga, TN	D7-21
51	Jurgens, Cam	C/G	6-3	303	8/21/99	24	3	Nebraska	Beatrice, NE	D2-22
79	Keegan, Trevor	G	6-5	306	8/30/00	23	R	Michigan	Crystal Lake, IL	D5c-24
72	Kinnard, Darian	G/T	6-5	322	12/29/99	24	2	Kentucky	Cleveland, OH	FA-24
46d	Lewis, Terrell	OLB	6-5	262	8/25/98	25	4	Alabama	Washington, D.C.	FA-24
49	Lovato, Rick	LS	6-2	249	9/9/92	31	8	Old Dominion	Middletown, NJ	FA-16
29	Maddox, Avonte	CB	5-9	184	3/31/96	28	7	Pittsburgh	Detroit, MI	D4a-18
68	Mailata, Jordan	T	6-8	365	3/31/97	27	7	---	Sydney, Australia	D7-18
10	Mann, Braden	P	5-11	198	11/24/97	26	5	Texas A&M	Cypress, TX	FA-23
36d	McCollum, Tristin	S	6-3	195	5/3/99	25	1	Sam Houston State	Galveston, TX	FA-23
16	McKee, Tanner	QB	6-6	231	4/27/00	24	2	Stanford	Corona, CA	D6-23
63	McMahon, Dylan	C/G	6-3	298	1/22/01	23	R	North Carolina State	Savannah, GA	D6b-24
27	McPhearson, Zech	CB	5-11	191	3/21/98	26	4	Texas Tech	Upper Marlboro, MD	D4-21
36o	Milton, Kendall	RB	6-1	232	2/10/02	22	R	Georgia	Fresno, CA	UDFA-24
30	Mitchell, Quinyon	CB	6-0	193	7/18/01	23	R	Toledo	Williston, FL	D1-24
94	Mustipher, P.J.	DT	6-4	318	11/10/98	25	2	Penn State	Owings Mills, MD	FA-24
86	Ngata, Joseph	WR	6-3	217	1/9/01	23	1	Clemson	Folsom, CA	UDFA-23
38o	Nichols, Lew	RB	5-10	220	8/16/01	22	1	Central Michigan	Detroit, MI	FA-23
38d	Nickerson, Parry	DB	5-10	182	10/11/94	29	6	Tulane	New Orleans, LA	FA-24
97	Ojomo, Moro	DT	6-3	292	8/15/01	22	2	Texas	Katy, TX	D7-23
52	Okwara, Julian	OLB	6-4	239	12/27/97	26	5	Notre Dame	Charlotte, NC	FA-24
85	Okwuegbunam, Albert	TE	6-5	258	4/25/98	26	5	Missouri	Springfield, IL	T-Den-23
7	Pickett, Kenny	QB	6-3	220	6/6/98	26	3	Pittsburgh	Oakhurst, NJ	T-Pit-24
6	Poe, Jason	G/C	6-1	300	7/27/98	25	1	Mercer	Fitzgerald, GA	FA-24
23	Ricks, Eli	CB	6-2	188	9/26/01	22	2	Alabama	Rancho Cucamonga, CA	UDFA-23
22	Ringo, Kelee	CB	6-2	207	6/27/02	22	2	Georgia	Tacoma, WA	D4-23
34	Rodgers, Isaiah	CB	5-10	176	1/7/98	26	4	Massachusetts	Tampa, FL	FA-23
83	Ross, John	WR	5-11	190	11/27/95	28	6	Washington	Long Beach, CA	FA-24
35d	Sam, Andre	S	5-10	194	2/9/99	25	R	LSU	Iowa, LA	UDFA-24
50	Scharping, Max	G	6-6	325	8/10/96	27	6	Northern Illinois	Green Bay, WI	FA-Cin-24
39	Shiple, Will	RB	5-11	209	8/29/02	21	R	Clemson	Weddington, NC	D4-24
2	Slay, Darius	CB	6-0	190	1/1/91	33	12	Mississippi State	Brunswick, GA	T-Det-20
82	Smith, Ainas	WR	5-9	176	5/31/01	23	R	Texas A&M	Missouri City, TX	D5a-24
47d	Smith, Brandon	LB	6-3	240	4/12/01	23	2	Penn State	Louisa, VA	FA-23
6	Smith, DeVonta	WR	6-0	170	11/14/98	25	4	Alabama	Amite, LA	D1-21
3	Smith, Nolan	OLB	6-2	238	1/18/01	23	2	Georgia	Savannah, GA	D1b-23
56	Steen, Tyler	G/T	6-6	321	6/24/00	24	2	Alabama	Miami, FL	D3a-23
41d	Stephens, Shon	CB	5-9	180	12/15/98	25	R	Ferris State	Bakersfield, CA	UDFA-24
19	Sweat, Josh	OLB	6-5	265	3/29/97	27	7	Florida State	Chesapeake, VA	D4b-18
64	Toth, Brett	T/G	6-6	304	9/1/96	27	6	Army	Charleston, SC	FA-23
54	Trotter Jr., Jeremiah	LB	6-0	225	12/24/02	21	R	Clemson	Hainesport, NJ	D5b-24
95	Tuipulotu, Marlon	DT	6-2	307	5/31/99	25	4	USC	Independence, OR	D6a-21
87	Uzomah, C.J.	TE	6-6	262	1/14/93	31	10	Auburn	Suwanee, GA	FA-24
67	Vakalahi, Laekin	T	6-5	320	1/28/03	21	R	---	Melbourne, Australia	UDFA-24
57	VanSumeren, Ben	LB	6-2	231	5/5/00	24	2	Michigan State	Bay City, MI	UDFA-23
41o	Watkins, Austin	WR	6-3	210	2/16/98	26	1	UAB	Fort Myers, FL	FA-24
45	White, Devin	LB	6-0	237	2/17/98	26	6	LSU	Springhill, LA	FA-TB-24
93	Williams, Milton	DT	6-3	290	4/6/99	25	4	Louisiana Tech	Crowley, TX	D3-21
89	Wilson, Johnny	WR	6-6	228	4/3/01	23	R	Florida State	Pacoima, CA	D6a-24

RESERVE/INJURED

73	Clark, Le'Raven	T	6-5	311	4/22/93	31	8	Texas Tech	Rockdale, TX	FA-23
----	-----------------	---	-----	-----	---------	----	---	------------	--------------	-------



#	NAME	POS	HT	WT	DOB	AGE	EXP	COLLEGE	HOMETOWN	HOW ACQ
0	Bryce Huff	DE	6-3	254	4/17/98	26	5	Memphis	Mobile, AL	FA-NYJ-24
1	Jalen Hurts	QB	6-1	223	8/7/98	25	5	Oklahoma	Channelview, TX	D2-20
2	Darius Slay	CB	6-0	190	1/1/91	33	12	Mississippi State	Brunswick, GA	T-Det-20
3	Nolan Smith	OLB	6-2	238	1/18/01	23	2	Georgia	Savannah, GA	D1b-23
4	Jake Elliott	K	5-9	167	1/21/95	29	8	Memphis	La Grange, IL	PS-Cin-17
6	DeVonta Smith	WR	6-0	170	11/14/98	25	4	Alabama	Amite, LA	D1-21
7	Kenny Pickett	QB	6-3	220	6/6/98	26	3	Pittsburgh	Oakhurst, NJ	T-Pit-24
8	C.J. Gardner-Johnson	S	5-11	208	12/20/97	26	6	Florida	Cocoa, FL	FA-Det-24
10	Braden Mann	P	5-11	198	11/24/97	26	5	Texas A&M	Cypress, TX	FA-23
11	A.J. Brown	WR	6-1	226	6/30/97	27	6	Mississippi	Starkville, MS	T-Ten-22
13	Will Grier	QB	6-1	220	4/3/95	29	6	West Virginia	Davidson, NC	FA-LAC-24
14	Kenneth Gainwell	RB	5-9	200	3/14/99	25	4	Memphis	Yazoo City, MS	D5-21
16	Tanner McKee	QB	6-6	231	4/27/00	24	2	Stanford	Corona, CA	D6-23
17	Nakobe Dean	LB	5-11	231	12/13/00	23	3	Georgia	Horn Lake, MS	D3-22
18	Britain Covey	WR	5-8	173	3/18/97	27	3	Utah	Provo, UT	UDFA-22
19	Josh Sweat	OLB	6-5	265	3/29/97	27	7	Florida State	Chesapeake, VA	D4b-18
21	Sydney Brown	S	5-10	211	3/21/00	24	2	Illinois	London, Ontario, Canada	D3b-23
22	Kelee Ringo	CB	6-2	207	6/27/02	22	2	Georgia	Tacoma, WA	D4-23
23	Eli Ricks	CB	6-2	188	9/26/01	22	2	Alabama	Rancho Cucamonga, CA	UDFA-23
24	James Bradberry	CB	6-1	212	8/4/93	30	9	Samford	Pleasant Grove, AL	FA-22
26	Saquon Barkley	RB	6-0	232	2/9/97	27	7	Penn State	Coplay, PA	FA-NYG-24
27	Zech McPhearson	CB	5-11	191	3/21/98	26	4	Texas Tech	Upper Marlboro, MD	D4-21
28	Josh Jobe	CB	5-11	190	4/9/98	26	3	Alabama	Miami, FL	UDFA-22
29	Avonte Maddox	CB	5-9	184	3/31/96	28	7	Pittsburgh	Detroit, MI	D4a-18
30	Quinyon Mitchell	CB	6-0	193	7/18/01	23	R	Toledo	Williston, FL	D1-24
31	Tyler Hall	CB	5-10	190	10/31/98	25	5	Wyoming	Gardena, CA	FA-LV-24
32	Reed Blankenship	S	6-1	203	3/2/99	25	3	Middle Tennessee State	Lester, AL	UDFA-22
33	Cooper DeJean	DB	6-0	198	2/9/03	21	R	Iowa	Odebolt, IA	D2-24
34	Isaiah Rodgers	CB	5-10	176	1/7/98	26	4	Massachusetts	Tampa, FL	FA-23
35o	Tyrion Davis-Price	RB	6-1	219	10/23/00	23	3	LSU	Baton Rouge, LA	FA-24
35d	Andre Sam	S	5-10	194	2/9/99	25	R	LSU	Iowa, LA	UDFA-24
36d	Tristin McCollum	S	6-3	195	5/3/99	25	1	Sam Houston State	Galveston, TX	FA-23
36o	Kendall Milton	RB	6-1	232	2/10/02	22	R	Georgia	Fresno, CA	UDFA-24
37	Mario Goodrich	CB	6-0	186	1/12/00	24	2	Clemson	Lee's Summit, MO	UDFA-22
38o	Lew Nichols	RB	5-10	220	8/16/01	22	1	Central Michigan	Detroit, MI	FA-23
38d	Parry Nickerson	DB	5-10	182	10/11/94	29	6	Tulane	New Orleans, LA	FA-24
39	Will Shipley	RB	5-11	209	8/29/02	21	R	Clemson	Weddington, NC	D4-24
41d	Shon Stephens	CB	5-9	180	12/15/98	25	R	Ferris State	Bakersfield, CA	UDFA-24
41o	Austin Watkins	WR	6-3	210	2/16/98	26	1	UAB	Fort Myers, FL	FA-24
42	Oren Burks	LB	6-3	233	3/21/95	29	7	Vanderbilt	Lorton, VA	FA-SF-24
43o	McCallan Castles	TE	6-4	250	12/3/99	24	R	Tennessee	South Lake Tahoe, CA	UDFA-24
43d	Mekhi Garner	CB	6-2	212	1/11/00	24	1	LSU	Mesquite, TX	UDFA-23
45	Devin White	LB	6-0	237	2/17/98	26	6	LSU	Springhill, LA	FA-TB-24
46o	Jacob Harris	WR	6-5	211	4/16/97	27	3	Central Florida	Palm Harbor, FL	FA-24
46d	Terrell Lewis	OLB	6-5	262	8/25/98	25	4	Alabama	Washington, D.C.	FA-24
47o	Shaquan Davis	WR	6-5	215	2/8/00	24	1	South Carolina State	Summerville, SC	FA-24
47d	Brandon Smith	LB	6-3	240	4/12/01	23	2	Penn State	Louisia, VA	FA-23
48	Patrick Johnson	OLB	6-2	248	1/10/98	26	4	Tulane	Chattanooga, TN	D7-21
49	Rick Lovato	LS	6-2	249	9/9/92	31	8	Old Dominion	Middletown, NJ	FA-16
50	Max Scharping	G	6-6	325	8/10/96	27	6	Northern Illinois	Green Bay, WI	FA-Cin-24
51	Cam Jurgens	C/G	6-3	303	8/21/99	24	3	Nebraska	Beatrice, NE	D2-22
52	Julian Okwara	OLB	6-4	239	12/27/97	26	5	Notre Dame	Charlotte, NC	FA-24
53	Zack Baun	LB	6-3	225	12/30/96	27	5	Wisconsin	Brown Deer, WI	FA-NO-24
54	Jeremiah Trotter Jr.	LB	6-0	225	12/24/02	21	R	Clemson	Hainesport, NJ	D5b-24
55	Brandon Graham	DE	6-2	265	4/3/88	36	15	Michigan	Detroit, MI	D1-10
56	Tyler Steen	G/T	6-6	321	6/24/00	24	2	Alabama	Miami, FL	D3a-23
57	Ben VanSumeren	LB	6-2	231	5/5/00	24	2	Michigan State	Bay City, MI	UDFA-23
58	Jalyx Hunt	OLB	6-3	252	3/13/01	23	R	Houston Christian	DeBary, FL	D3-24
59	Thomas Booker	DT	6-3	301	11/11/99	24	2	Stanford	Baltimore, MD	FA-23
61	Gottlieb Ayedze	T	6-4	309	4/10/00	24	R	Maryland	Germantown, MD	UDFA-24
63	Dylan McMahon	C/G	6-3	298	1/22/01	23	R	North Carolina State	Savannah, GA	D6b-24
64	Brett Toth	T/G	6-6	304	9/1/96	27	6	Army	Charleston, SC	FA-23
65	Lane Johnson	T	6-6	325	5/8/90	34	12	Oklahoma	Groveton, TX	D1-13
66	Jason Poe	G/C	6-1	300	7/27/98	25	1	Mercer	Fitzgerald, GA	FA-24
67	Laekin Vakalahi	T	6-5	320	1/28/03	21	R	---	Melbourne, Australia	UDFA-24
68	Jordan Mailata	T	6-8	365	3/31/97	27	7	---	Sydney, Australia	D7-18
69	Landon Dickerson	G	6-6	332	9/30/98	25	4	Alabama	Hudson, NC	D2-21
72	Darian Kinnard	G/T	6-5	322	12/29/99	24	2	Kentucky	Cleveland, OH	FA-24
74	Fred Johnson	T	6-7	326	6/5/97	27	6	Florida	Royal Palm Beach, FL	FA-22
75	Tarron Jackson	DE	6-2	254	6/22/98	26	3	Coastal Carolina	Aiken, SC	D6b-21
76	Matt Hennessy	OL	6-4	309	11/17/97	26	5	Temple	Bardonia, NY	FA-Atl-24
77	Mekhi Becton	T	6-7	363	4/18/99	25	5	Louisville	Highland Springs, VA	FA-NYJ-24
78	Anim Dankwah	T	6-7	330	10/19/00	23	R	Howard	Brampton, Ontario, Canada	UDFA-24
79	Trevor Keegan	G	6-5	306	8/30/00	23	R	Michigan	Crystal Lake, IL	D5c-24
80	Parris Campbell	WR	6-1	205	7/16/97	27	6	Ohio State	Akron, OH	FA-NYG-24
81	Grant Calcaterra	TE	6-4	240	12/4/98	25	3	Southern Methodist	Rancho Santa Margarita, CA	D6b-22
82	Ainias Smith	WR	5-9	176	5/31/01	23	R	Texas A&M	Missouri City, TX	D5a-24
83	John Ross	WR	5-11	190	11/27/95	28	6	Washington	Long Beach, CA	FA-24
84	E.J. Jenkins	TE	6-6	245	11/3/98	25	1	Georgia Tech	Fredericksburg, VA	FA-24
85	Albert Okwuegbunam	TE	6-5	258	4/25/98	26	5	Missouri	Springfield, IL	T-Den-23
86	Joseph Ngata	WR	6-3	217	1/9/01	23	1	Clemson	Folsom, CA	UDFA-23
87	C.J. Uzomah	TE	6-6	262	1/14/93	31	10	Auburn	Swansea, GA	FA-24
88	Dallas Goedert	TE	6-5	256	1/3/95	29	7	South Dakota State	Britton, SD	D2-18
89	Johnny Wilson	WR	6-6	228	4/3/01	23	R	Florida State	Pacoima, CA	D6a-24
90	Jordan Davis	DT	6-6	336	1/12/00	24	3	Georgia	Charlotte, NC	D1-22
93	Milton Williams	DT	6-3	290	4/6/99	25	4	Louisiana Tech	Crowley, TX	D3-21
94	P.J. Mustipher	DT	6-4	318	11/10/98	25	2	Penn State	Owings Mills, MD	FA-24
95	Marlon Tuipulotu	DT	6-2	307	5/31/99	25	4	USC	Independence, OR	D6a-21
96	Gabe Hall	DT	6-6	295	1/12/01	23	R	Baylor	Waller, TX	UDFA-24
97	Moro Ojomo	DT	6-3	292	8/15/01	22	2	Texas	Katy, TX	D7-23
98	Jalen Carter	DT	6-3	314	4/4/01	23	2	Georgia	Apopka, FL	D1a-23

RESERVE/INJURED

73	Le'Raven Clark	T	6-5	311	4/22/93	31	8	Texas Tech	Rockdale, TX	FA-23
----	----------------	---	-----	-----	---------	----	---	------------	--------------	-------



	#	NAME	POS	HT	WT	DOB	AGE	EXP	COLLEGE	HOMETOWN	HOW ACQ
QB	1	Jalen Hurts	QB	6-1	223	8/7/98	25	5	Oklahoma	Channelview, TX	D2-20
	7	Kenny Pickett	QB	6-3	220	6/6/98	26	3	Pittsburgh	Oakhurst, NJ	T-Pit-24
	13	Will Grier	QB	6-1	220	4/3/95	29	6	West Virginia	Davidson, NC	FA-LAC-24
	16	Tanner McKee	QB	6-6	231	4/27/00	24	2	Stanford	Corona, CA	D6-23
RB	14	Kenneth Gainwell	RB	5-8	201	3/14/99	25	4	Memphis	Yazoo City, MS	D5-21
	26	Saquon Barkley	RB	6-0	232	2/9/97	27	7	Penn State	Coplay, PA	FA-NYG-24
	35	Tyrion Davis-Price	RB	6-1	219	10/23/00	23	3	LSU	Baton Rouge, LA	FA-24
	36	Kendall Milton	RB	6-1	232	2/10/02	22	R	Georgia	Fresno, CA	UDFA-24
	38	Lew Nichols	RB	5-10	220	8/16/01	22	1	Central Michigan	Detroit, MI	FA-23
39	Will Shipley	RB	5-11	209	8/29/02	21	R	Clemson	Weddington, NC	D4-24	
WR	6	DeVonta Smith	WR	6-0	170	11/14/98	25	4	Alabama	Amite, LA	D1-21
	11	A.J. Brown	WR	6-1	226	6/30/97	27	6	Mississippi	Starkville, MS	T-Ten-22
	18	Britain Covey	WR	5-8	173	3/18/97	27	3	Utah	Provo, UT	UDFA-22
	41	Austin Watkins	WR	6-3	210	2/16/98	26	1	UAB	Fort Myers, FL	FA-24
	46	Jacob Harris	WR	6-5	211	4/16/97	27	3	Central Florida	Palm Harbor, FL	FA-24
	47	Shaquan Davis	WR	6-5	215	2/8/00	24	1	South Carolina State	Summerville, SC	FA-24
	80	Parris Campbell	WR	6-1	205	7/16/97	27	6	Ohio State	Akron, OH	FA-NYG-24
	82	Ainias Smith	WR	5-9	176	5/31/01	23	R	Texas A&M	Missouri City, TX	D5a-24
	83	John Ross	WR	5-11	190	11/27/95	28	6	Washington	Long Beach, CA	FA-24
86	Joseph Ngata	WR	6-3	217	1/9/01	23	1	Clemson	Folsom, CA	UDFA-23	
89	Johnny Wilson	WR	6-6	228	4/3/01	23	R	Florida State	Pacoima, CA	D6a-24	
TE	43	McCallan Castles	TE	6-4	250	12/3/99	24	R	Tennessee	South Lake Tahoe, CA	UDFA-24
	81	Grant Calcaterra	TE	6-4	240	12/4/98	25	3	Southern Methodist	Rancho Santa Margarita, CA	D6b-22
	84	E.J. Jenkins	TE	6-6	245	11/3/98	25	1	Georgia Tech	Fredericksburg, VA	FA-24
	85	Albert Okwuegbunam	TE	6-5	258	4/25/98	26	5	Missouri	Springfield, IL	T-Den-23
	87	C.J. Uzomah	TE	6-6	262	1/14/93	31	10	Auburn	Suwanee, GA	FA-24
88	Dallas Goedert	TE	6-5	256	1/3/95	29	7	South Dakota State	Britton, SD	D2-18	
OFFENSIVE LINE	50	Max Scharping	G	6-6	325	8/10/96	27	6	Northern Illinois	Green Bay, WI	FA-Cin-24
	51	Cam Jurgens	C/G	6-3	303	8/21/99	24	3	Nebraska	Beatrice, NE	D2-22
	56	Tyler Steen	G/T	6-6	321	6/24/00	24	2	Alabama	Miami, FL	D3a-23
	61	Gottlieb Ayedze	T	6-4	309	4/10/00	24	R	Maryland	Germantown, MD	UDFA-24
	63	Dylan McMahon	C/G	6-3	298	1/22/01	23	R	North Carolina State	Savannah, GA	D6b-24
	64	Brett Toth	T/G	6-6	304	9/1/96	27	6	Army	Charleston, SC	FA-23
	65	Lane Johnson	T	6-6	325	5/8/90	34	12	Oklahoma	Groveton, TX	D1-13
	66	Jason Poe	G/C	6-1	300	7/27/98	25	1	Mercer	Fitzgerald, GA	FA-24
	67	Laekin Vakalahi	T	6-5	320	1/28/03	21	R	---	Melbourne, Australia	UDFA-24
	68	Jordan Mailata	T	6-8	365	3/31/97	27	7	---	Sydney, Australia	D7-18
	69	Landon Dickerson	G	6-6	332	9/30/98	25	4	Alabama	Hudson, NC	D2-21
	72	Darian Kinnard	G/T	6-5	322	12/29/99	24	2	Kentucky	Cleveland, OH	FA-24
	73	Le'Raven Clark (IR)	T	6-5	311	4/22/93	31	8	Texas Tech	Rockdale, TX	FA-23
	74	Fred Johnson	T	6-7	326	6/5/97	27	6	Florida	Royal Palm Beach, FL	FA-22
	76	Matt Hennessy	OL	6-4	309	11/17/97	26	5	Temple	Bardonia, NY	FA-Atl-24
77	Mekhi Becton	T	6-7	363	4/18/99	25	5	Louisville	Highland Springs, VA	FA-NYJ-24	
78	Anim Dankwah	T	6-7	330	10/19/00	23	R	Howard	Brampton, Ontario, Canada	UDFA-24	
79	Trevor Keegan	G	6-5	306	8/30/00	23	R	Michigan	Crystal Lake, IL	D5c-24	
DEFENSIVE LINE	0	Bryce Huff	DE	6-3	254	4/17/98	26	5	Memphis	Mobile, AL	FA-NYJ-24
	55	Brandon Graham	DE	6-2	265	4/3/88	36	15	Michigan	Detroit, MI	D1-10
	59	Thomas Booker	DT	6-3	301	11/11/99	24	2	Stanford	Baltimore, MD	FA-23
	75	Tarron Jackson	DE	6-2	254	6/22/98	26	3	Coastal Carolina	Aiken, SC	D6b-21
	90	Jordan Davis	DT	6-6	336	1/12/00	24	3	Georgia	Charlotte, NC	D1-22
	93	Milton Williams	DT	6-3	290	4/6/99	25	4	Louisiana Tech	Crowley, TX	D3-21
	94	P.J. Mustipher	DT	6-4	318	11/10/98	25	2	Penn State	Owings Mills, MD	FA-24
	95	Marlon Tuipulotu	DT	6-2	307	5/31/99	25	4	USC	Independence, OR	D6a-21
	96	Gabe Hall	DT	6-6	295	1/12/01	23	R	Baylor	Waller, TX	UDFA-24
	97	Moro Ojomo	DT	6-3	292	8/15/01	22	2	Texas	Katy, TX	D7-23
98	Jalen Carter	DT	6-3	314	4/4/01	23	2	Georgia	Apopka, FL	D1a-23	
LB	3	Nolan Smith	OLB	6-2	238	1/18/01	23	2	Georgia	Savannah, GA	D1b-23
	17	Nakobe Dean	LB	5-11	231	12/13/00	23	3	Georgia	Horn Lake, MS	D3-22
	19	Josh Sweat	OLB	6-5	265	3/29/97	27	7	Florida State	Chesapeake, VA	D4b-18
	42	Oren Burks	LB	6-3	233	3/21/95	29	7	Vanderbilt	Lorton, VA	FA-SF-24
	45	Devin White	LB	6-0	237	2/17/98	26	6	LSU	Springhill, LA	FA-TB-24
	46	Terrell Lewis	OLB	6-5	262	8/25/98	25	4	Alabama	Washington, D.C.	FA-24
	47	Brandon Smith	LB	6-3	240	4/12/01	23	2	Penn State	Louisa, VA	FA-23
	48	Patrick Johnson	OLB	6-2	248	1/10/98	26	4	Tulane	Chattanooga, TN	D7-21
	52	Julian Okwara	OLB	6-4	239	12/27/97	26	5	Notre Dame	Charlotte, NC	FA-24
	53	Zack Baun	LB	6-3	225	12/30/96	27	5	Wisconsin	Brown Deer, WI	FA-NO-24
54	Jeremiah Trotter Jr.	LB	6-0	225	12/24/02	21	R	Clemson	Hainesport, NJ	D5b-24	
57	Ben VanSumeren	LB	6-2	231	5/5/00	24	2	Michigan State	Bay City, MI	UDFA-23	
58	Jalyn Hunt	OLB	6-3	252	3/13/01	23	R	Houston Christian	DeBary, FL	D3-24	
DEFENSIVE BACKS	2	Darius Slay	CB	6-0	190	1/1/91	33	12	Mississippi State	Brunswick, GA	T-Det-20
	8	C.J. Gardner-Johnson	S	5-11	208	12/20/97	26	6	Florida	Cocoa, FL	FA-Det-24
	21	Sydney Brown	S	5-10	211	3/21/00	24	2	Illinois	London, Ontario, Canada	D3b-23
	22	Kelee Ringo	CB	6-2	207	6/27/02	22	2	Georgia	Tacoma, WA	D4-23
	23	Eli Ricks	CB	6-2	188	9/26/01	22	2	Alabama	Rancho Cucamonga, CA	UDFA-23
	24	James Bradberry	CB	6-1	212	8/4/93	30	9	Samford	Pleasant Grove, AL	FA-22
	27	Zech McPhearson	CB	5-11	191	3/21/98	26	4	Texas Tech	Upper Marlboro, MD	D4-21
	28	Josh Jobe	CB	5-11	190	4/9/98	26	3	Alabama	Miami, FL	UDFA-22
	29	Avonte Maddox	CB	5-9	184	3/31/96	28	7	Pittsburgh	Detroit, MI	D4a-18
	30	Quinyon Mitchell	CB	6-0	193	7/18/01	23	R	Toledo	Williston, FL	D1-24
	31	Tyler Hall	CB	5-10	190	10/31/98	25	5	Wyoming	Gardena, CA	FA-LV-24
	32	Reed Blankenship	S	6-1	203	3/2/99	25	3	Middle Tennessee State	Lester, AL	UDFA-22
	33	Cooper DeJean	DB	6-0	198	2/9/03	21	R	Iowa	Odebolt, IA	D2-24
	34	Isaiah Rodgers	CB	5-10	176	1/7/98	26	4	Massachusetts	Tampa, FL	FA-23
	35	Andre Sam	S	5-10	194	2/9/99	25	R	LSU	Iowa, LA	UDFA-24
	36	Tristin McCollum	S	6-3	195	5/3/99	25	1	Sam Houston State	Galveston, TX	FA-23
	37	Mario Goodrich	CB	6-0	186	1/12/00	24	2	Clemson	Lee's Summit, MO	UDFA-22
	38	Parry Nickerson	DB	5-10	182	10/11/94	29	6	Tulane	New Orleans, LA	FA-24
41	Shon Stephens	CB	5-9	180	12/15/98	25	R	Ferris State	Bakersfield, CA	UDFA-24	
43	Mekhi Garner	CB	6-2	212	1/11/00	24	1	LSU	Mesquite, TX	UDFA-23	
ST	4	Jake Elliott	K	5-9	167	1/21/95	29	8	Memphis	La Grange, IL	PS-Cin-17
	10	Braden Mann	P	5-11	198	11/24/97	26	5	Texas A&M	Cypress, TX	FA-23
	49	Rick Lovato	LS	6-2	249	9/9/92	31	8	Old Dominion	Middletown, NJ	FA-16



HOW ACQUIRED		
Year	Player	Acq
2010	Brandon Graham	D1
2013	Lane Johnson	D1
2016	Rick Lovato	FA
2017	Jake Elliott	PS-Cin
2018	Dallas Goedert	D2
	Avonte Maddox	D4a
	Josh Sweat	D4b
	Jordan Mailata	D7
2020	Jalen Hurts	D2
	Darius Slay	T-Det
2021	DeVonta Smith	D1
	Landon Dickerson	D2
	Milton Williams	D3
	Zech McPhearson	D4
	Kenneth Gainwell	D5
	Marlon Tuipulotu	D6a
	Tarron Jackson	D6b
	Patrick Johnson	D7
2022	Jordan Davis	D1
	Cam Jurgens	D2
	Nakobe Dean	D3
	Grant Calcaterra	D6b
	James Bradberry	FA
	Fred Johnson	FA
	Reed Blankenship	UDFA
	Britain Covey	UDFA
	Mario Goodrich	UDFA
	Josh Jobe	UDFA
	A.J. Brown	T-Ten
2023	Jalen Carter	D1a
	Nolan Smith	D1b
	Tyler Steen	D3a
	Sydney Brown	D3b
	Kelee Ringo	D4
	Tanner McKee	D6
	Moro Ojomo	D7
	Thomas Booker	FA
	Le'Raven Clark (IR)	FA
	Braden Mann	FA
	Tristin McCollum	FA
	Lew Nichols	FA
	Isaiah Rodgers	FA
	Brandon Smith	FA
	Brett Toth	FA
	Mekhi Garner	UDFA
	Joseph Ngata	UDFA
	Eli Ricks	UDFA
	Ben VanSumeren	UDFA
	Albert Okwuegbunam	T-Den
2024	Quinyon Mitchell	D1
	Cooper DeJean	D2
	Jalyx Hunt	D3
	Will Shipley	D4
	Ainias Smith	D5a
	Jeremiah Trotter Jr.	D5b
	Trevor Keegan	D5c
	Johnny Wilson	D6a
	Dylan McMahon	D6b
	Saquon Barkley	FA-NYG
	Zack Baun	FA-NO
	Mekhi Becton	FA-NYJ
	Oren Burks	FA-SF
	Parris Campbell	FA-NYG
	C.J. Gardner-Johnson	FA-Det
	Will Grier	FA-LAC
	Tyler Hall	FA-LV
	Matt Hennessy	FA-Atl
	Bryce Huff	FA-NYJ
	P.J. Mustipher	FA-NO
	Max Scharping	FA-Cin
	Devin White	FA-TB
	Shaquan Davis	FA
	Tyrion Davis-Price	FA
	Jacob Harris	FA
	E.J. Jenkins	FA
	Darian Kinnard	FA
	Terrell Lewis	FA
	Parry Nickerson	FA
	Julian Okwara	FA
	Jason Poe	FA
	John Ross	FA
	C.J. Uzomah	FA
	Austin Watkins	FA
	Gottlieb Ayedze	UDFA
	McCallan Castles	UDFA
	Anim Dankwah	UDFA
	Gabe Hall	UDFA
	Kendall Milton	UDFA
	Andre Sam	UDFA
	Shon Stephens	UDFA
	Laekin Vakalahi	UDFA
	Kenny Pickett	T-Pit

BY DRAFT ROUND			
Rd	Player	Team	Year
1st	Brandon Graham	Phi	2010
	Lane Johnson	Phi	2013
	John Ross	Cin	2017
	Saquon Barkley	NYG	2018
	Devin White	TB	2019
	Mekhi Becton	NYJ	2020
	DeVonta Smith	Phi	2021
	Jordan Davis	Phi	2022
	Kenny Pickett	Pit	2022
	Jalen Carter	Phi	2023
	Nolan Smith	Phi	2023
	Quinyon Mitchell	Phi	2024
2nd	Darius Slay	Det	2013
	James Bradberry	Car	2016
	Dallas Goedert	Phi	2018
	A.J. Brown	Ten	2019
	Parris Campbell	Ind	2019
	Max Scharping	Cin	2019
	Jalen Hurts	Phi	2020
	Landon Dickerson	Phi	2021
	Cam Jurgens	Phi	2022
	Cooper DeJean	Phi	2024
3rd	Le'Raven Clark (IR)	Ind	2016
	Oren Burks	GB	2018
	Will Grier	Car	2019
	Zack Baun	NO	2020
	Matt Hennessy	Atl	2020
	Terrell Lewis	LAR	2020
	Julian Okwara	Det	2020
	Milton Williams	Phi	2021
	Tyrion Davis-Price	SF	2022
	Nakobe Dean	Phi	2022
	Sydney Brown	Phi	2023
	Tyler Steen	Phi	2023
	Jalyx Hunt	Phi	2024
4th	Avonte Maddox	Phi	2018
	Josh Sweat	Phi	2018
	C.J. Gardner-Johnson	NO	2019
	Albert Okwuegbunam	Den	2020
	Jacob Harris	LAR	2021
	Zech McPhearson	Phi	2021
	Brandon Smith	Car	2022
	Kelee Ringo	Phi	2023
	Will Shipley	Phi	2024
5th	C.J. Uzomah	Cin	2015
	Jake Elliott	Cin	2017
	Kenneth Gainwell	Phi	2021
	Thomas Booker	Hou	2022
	Darian Kinnard	KC	2022
	Trevor Keegan	Phi	2024
	Ainias Smith	Phi	2024
	Jeremiah Trotter Jr.	Phi	2024
6th	Parry Nickerson	NYJ	2018
	Braden Mann	NYJ	2020
	Isaiah Rodgers	Ind	2020
	Tarron Jackson	Phi	2021
	Marlon Tuipulotu	Phi	2021
	Grant Calcaterra	Phi	2022
	Tanner McKee	Phi	2023
	Dylan McMahon	Phi	2024
	Johnny Wilson	Phi	2024
7th	Jordan Mailata	Phi	2018
	Patrick Johnson	Phi	2021
	Lew Nichols	GB	2023
	Moro Ojomo	Phi	2023
FA	Rick Lovato	Chi	2015
	Fred Johnson	Pit	2019
	Brett Toth	Phi	2019
	Tyler Hall	Atl	2020
	Bryce Huff	NYJ	2020
	Austin Watkins	SF	2021
	Reed Blankenship	Phi	2022
	Britain Covey	Phi	2022
	Mario Goodrich	Phi	2022
	Josh Jobe	Phi	2022
	Tristin McCollum	Hou	2022
	Jason Poe	SF	2022
	Shaquan Davis	NO	2023
	Mekhi Garner	Phi	2023
	E.J. Jenkins	NYJ	2023
	P.J. Mustipher	Den	2023
	Joseph Ngata	Phi	2023
	Eli Ricks	Phi	2023
	Ben VanSumeren	Phi	2023
	Gottlieb Ayedze	Phi	2024
	McCallan Castles	Phi	2024
	Anim Dankwah	Phi	2024
	Gabe Hall	Phi	2024
	Kendall Milton	Phi	2024
	Andre Sam	Phi	2024
	Shon Stephens	Phi	2024
	Laekin Vakalahi	Phi	2024

BY EXPERIENCE			
Player	Exp	G/S	w/Phi
Brandon Graham	15	195/105	
Lane Johnson	12	143/143	
Darius Slay	12	163/153	60/59
C.J. Uzomah	10	106/82	0/0
James Bradberry	9	125/124	33/33
Le'Raven Clark (IR)	8	64/18	4/1
Jake Elliott	8	113/0	
Rick Lovato	8	122/0	118/0
Saquon Barkley	7	74/74	0/0
Oren Burks	7	91/15	0/0
Dallas Goedert	7	83/66	
Avonte Maddox	7	64/38	
Jordan Mailata	7	62/57	
Josh Sweat	7	88/49	
A.J. Brown	6	77/69	34/33
Parris Campbell	6	44/27	0/0
C.J. Gardner-Johnson	6	58/45	12/12
Will Grier	6	2/2	0/0
Fred Johnson	6	45/8	17/0
Parry Nickerson	6	30/3	0/0
John Ross	6	37/21	0/0
Max Scharping	6	79/33	0/0
Brett Toth	6	20/2	17/1
Devin White	6	76/75	0/0
Zack Baun	5	62/14	0/0
Mekhi Becton	5	31/30	0/0
Tyler Hall	5	31/6	0/0
Matt Hennessy	5	41/22	0/0
Bryce Huff	5	54/7	0/0
Jalen Hurts	5	62/51	
Braden Mann	5	58/0	15/0
Julian Okwara	5	38/4	0/0
Albert Okwuegbunam	5	30/7	4/0
Landon Dickerson	4	47/46	
Kenneth Gainwell	4	49/3	
Patrick Johnson	4	48/2	
Terrell Lewis	4	30/7	0/0
Zech McPhearson	4	33/1	
Isaiah Rodgers	4	45/10	0/0
DeVonta Smith	4	50/49	
Marlon Tuipulotu	4	28/1	
Milton Williams	4	50/12	
Reed Blankenship	3	25/19	
Grant Calcaterra	3	30/3	
Britain Covey	3	33/0	
Jordan Davis	3	30/22	
Tyrion Davis-Price	3	7/0	0/0
Nakobe Dean	3	22/4	
Jacob Harris	3	18/0	0/0
Tarron Jackson	3	21/0	
Josh Jobe	3	28/3	
Cam Jurgens	3	28/11	
Kenny Pickett	3	25/24	0/0
Thomas Booker	2	10/1	0/0
Sydney Brown	2	14/6	
Jalen Carter	2	16/1	
Mario Goodrich	2	4/1	
Darian Kinnard	2	1/0	0/0
Tanner McKee	2	0/0	
P.J. Mustipher	2	4/0	0/0
Moro Ojomo	2	8/0	
Eli Ricks	2	16/0	
Kelee Ringo	2	17/4	
Brandon Smith	2	14/1	2/0
Nolan Smith	2	17/0	
Tyler Steen	2	11/1	
Ben VanSumeren	2	9/1	
Shaquan Davis	1	0/0	
Mekhi Garner	1	3/0	
E.J. Jenkins	1	0/0	
Tristin McCollum	1	3/0	
Joseph Ngata	1	0/0	
Lew Nichols	1	0/0	
Jason Poe	1	0/0	
Austin Watkins	1	0/0	
Gottlieb Ayedze	R	0/0	
McCallan Castles	R	0/0	
Anim Dankwah	R	0/0	
Cooper DeJean	R	0/0	
Gabe Hall	R	0/0	
Jalyx Hunt	R	0/0	
Trevor Keegan	R	0/0	
Dylan McMahon	R	0/0	
Kendall Milton	R	0/0	
Quinyon Mitchell	R	0/0	
Andre Sam	R	0/0	
Will Shipley	R	0/0	
Ainias Smith	R	0/0	
Shon Stephens	R	0/0	
Jeremiah Trotter Jr.	R	0/0	
Laekin Vakalahi	R	0/0	
Johnny Wilson	R	0/0	



JANUARY

- ▶ **1/22/24** - Signed the following players to reserve/future contracts: T **Le'Raven Clark**, WR **Shaquan Davis**, DT **Noah Elliss**, CB **Mekhi Garner**, CB **Mario Goodrich**, WR **Jacob Harris**, WR **Griffin Hebert**, DE **Tarron Jackson**, TE **E.J. Jenkins**, LB **Terrell Lewis**, S **Tristin McCollum**, CB **Tiawan Mullen**, WR **Joseph Ngata**, RB **Lew Nichols**, G **Jason Poe**, LB **Brandon Smith**, OL **Lecitus Smith**, T/G **Brett Toth** and WR **Austin Watkins**
- ▶ **1/30/24** - Signed TE **Noah Togiai** to reserve/future contract

FEBRUARY

- ▶ **2/14/24** - Signed OLB **Julian Okwara**
- ▶ **2/20/24** - Signed RB **Tyrion Davis-Price** and T **Darian Kinnard**
- ▶ **2/23/24** - Signed TE **Albert Okwuegbunam** to 1-year contract extension

MARCH

- ▶ **3/1/24** - Released S **Kevin Byard**
- ▶ **3/7/24** - Released CB **Avonte Maddox**
- ▶ **3/9/24** - Agreed to terms with DE **Brandon Graham** on 1-year contract extension
- ▶ **3/11/24** - Agreed to terms with G **Landon Dickerson** on 4-year contract extension
- ▶ **3/12/24** - Agreed to terms with LS **Rick Lovato** on 1-year contract extension ... Agreed to terms with P **Braden Mann** on 2-year contract extension
- ▶ **3/13/24** - Agreed to terms with K **Jake Elliott** to 4-year contract extension ... Agreed to terms with RB **Saquon Barkley** on 3-year contract ... Agreed to terms with DE **Bryce Huff** on 3-year contract ... Agreed to terms with LB **Zack Baun** on 1-year contract ... Agreed to terms with OL **Matt Hennessy** on 1-year contract
- ▶ **3/14/24** - Agreed to terms with S **C.J. Gardner-Johnson** on 3-year contract ... Agreed to terms with WR **DeVante Parker** on 1-year contract
- ▶ **3/16/24** - Agreed to acquire QB **Kenny Pickett** and 2024 4th-round draft pick (120th overall) from Pittsburgh in exchange for 2024 3rd-round draft pick (98th overall) and two 2025 7th-round draft picks
- ▶ **3/18/24** - Agreed to terms with LB **Devin White** on 1-year contract
- ▶ **3/19/24** - Signed LB **Oren Burks** to 1-year contract ... Signed DT **P.J. Mustipher** to 1-year contract
- ▶ **3/21/24** - Signed CB **Tyler Hall** to 1-year contract ... Agreed to terms with WR **Parris Campbell** on 1-year contract
- ▶ **3/23/24** - Agreed to terms with QB **Will Grier** on 1-year contract

APRIL

- ▶ **4/1/24** - Signed S **Reed Blankenship** to 1-year contract extension through 2025 ... Agreed to terms with N.Y. Jets to trade LB **Haason Reddick** in exchange for conditional 2026 3rd-round pick
- ▶ **4/4/24** - Agreed to terms with T **Jordan Mailata** on 3-year contract extension through 2028 ... Signed CB **Avonte Maddox** to 1-year contract
- ▶ **4/11/24** - Signed TE **C.J. Uzomah** to 1-year contract
- ▶ **4/15/24** - Exercised 5th-year option on WR **DeVonta Smith** ... Agreed to terms with WR **DeVonta Smith** on 3-year contract extension
- ▶ **4/23/24** - Activated CB **Isaiah Rodgers** from Reserve/Suspended
- ▶ **4/25/24** - Agreed to terms with WR **A.J. Brown** on 3-year contract extension through 2029 ... Selected QB **Quinyon Mitchell** with 22nd overall pick (1st round)
- ▶ **4/26/24** - Traded pair of 2024 2nd-round picks (Nos. 50 and 53 overall) and 2024 5th-round pick (No. 161 overall) to Washington in exchange for 2024 2nd-round pick (No. 40 overall), 2024 3rd-round pick (No. 78 overall), and 2024 5th-round pick (No. 152 overall) ... Selected DB **Cooper DeJean** with 40th overall pick (2nd round) ... Traded 2024 3rd-round pick (No. 78 overall) to Houston in exchange for 2024 3rd-round pick (No. 86 overall) and 2024 4th-round pick (No. 123 overall) ... Traded 2024 3rd-round pick (No. 86 overall) to San Francisco in exchange for

2024 3rd-round pick (No. 94 overall) and 2024 4th-round pick (No. 132 overall) ... Selected OLB **Jalyx Hunt** with 94th overall pick (3rd round)

- ▶ **4/27/24** - Traded 2024 4th-round pick (No. 120 overall) to Miami in exchange for 2025 3rd-round pick ... Traded 2024 4th-round pick (No. 123 overall) to Houston in exchange for 2024 4th-round pick (No. 127 overall) and 2025 5th-round pick ... Selected RB **Will Shipley** with 127th overall pick (4th round) ... Traded 2024 4th-round pick (No. 132 overall) and 2024 6th-round pick (No. 210 overall) to Detroit in exchange for 2024 5th-round pick (No. 164 overall), 2024 6th-round pick (No. 201 overall), and 2025 4th-round pick ... Selected WR **Ainias Smith** with 152nd overall pick (5th round) ... Traded 2024 5th-round pick (No. 164 overall) and 2024 6th-round pick (No. 201 overall) to Indianapolis in exchange for 2024 5th-round pick (No. 155 overall) ... Selected LB **Jeremiah Trotter Jr.** with 155th overall pick (5th round) ... Traded 2024 5th-round pick (No. 171 overall) to N.Y. Jets in exchange for pair of 2024 6th-round picks (Nos. 185 and 190 overall) ... Selected G **Trevor Keegan** with 172nd overall pick (6th round) ... Selected WR **Johnny Wilson** with 185th overall pick (6th round) ... Selected OL **Dylan McMahon** with 190th overall pick (6th round)
- ▶ **4/29/24** - Signed T **Mekhi Becton** to 1-year contract
- ▶ **4/30/24** - Waived DT **Noah Elliss**, WR **Griffin Hebert**, CB **Tiawan Mullen** and OL **Lecitus Smith**

MAY

- ▶ **5/3/24** - Signed WR **Johnny Wilson** to 4-year contract ... Signed the following undrafted free agents: T **Gottlieb Ayedze**, TE **McCallan Castles**, T **Anim Dankwah**, DT **Gabe Hall**, RB **Kendall Milton**, S **Andre Sam**, and T **Laekin Vakalahi** ... Received roster exemption for international player T **Laekin Vakalahi** ... Placed T **Le'Raven Clark** on Reserve/Injured
- ▶ **5/4/24** - Signed G **Trevor Keegan** to 4-year contract
- ▶ **5/13/24** - Signed OLB **Jalyx Hunt**, RB **Will Shipley**, and WR **Ainias Smith** to 4-year contract ... Signed CB **Shon Stephens** ... Released TE **Noah Togiai**
- ▶ **5/15/24** - Signed C/G **Dylan McMahon** and LB **Jeremiah Trotter Jr.** to 4-year contracts
- ▶ **5/20/24** - Signed DB **Cooper DeJean** to 4-year contract
- ▶ **5/22/24** - Placed WR **DeVante Parker** on Reserve/Retired
- ▶ **5/23/24** - Signed WR **John Ross** to 1-year contract

JUNE

- ▶ **6/3/24** - Signed G **Max Scharping**
- ▶ **6/6/24** - Signed CB **Quinyon Mitchell** to 4-year contract
- ▶ **6/7/24** - Signed DB **Parry Nickerson**



FRONT OFFICE & COACHING STAFF



FRONT OFFICE & COACHING STAFF

PLAYER BIOS

2023 EAGLES STATISTICS

RECORD BOOK

ALL-TIME RESULTS

ALL-TIME ROSTERS

HONORS & HISTORY

YEAR-BY-YEAR STATISTICS

OFF THE FIELD



JEFFREY LURIE

CHAIRMAN AND CHIEF EXECUTIVE OFFICER



NFC East Championships (10): '01 • '02 • '03 • '04 • '06 • '10 • '13 • '17 • '19 • '22

NFC Championship Games (7): '01 • '02 • '03 • '04 • '08 • '17 • '22 Super Bowl Appearances (3): '04 • '17 • '22

SUPER BOWL CHAMPION: 2017 (LII)

Jeffrey Lurie embarks on his 31st season as Chairman and Chief Executive Officer of the Philadelphia Eagles. Lurie purchased the franchise on May 6, 1994, and instituted an organizational infrastructure that reflects the pride and passion of the region, where tireless work ethic and innovation deeply coincides with consistent results. His commitment to excellence has launched an unprecedented era of success, including the first Super Bowl Championship in team history, when the Philadelphia Eagles defeated the New England Patriots, 41-33, in **Super Bowl LII** on February 4, 2018.

Today regarded among the most prominent franchises in professional sports, the Eagles began their ascent during the first full year of Lurie's ownership in 1995 and have since grown into a customary presence in the NFL's postseason. The Eagles are one of six teams with three Super Bowl appearances (XXXIX, LII, and LVII) since 2004 and lead the NFC (second overall) in conference title games (seven) dating back to 2001. Impressively, almost a third of the Eagles' seasons since 2001 have resulted in NFC Championship Game or Super Bowl appearances. In addition, the Eagles have earned 10 of their 12 all-time NFC East Championships since the 2001 campaign, which leads the division in that span.

Overall, the Philadelphia Eagles have made the playoffs 18 times under Lurie's direction and have produced the third-most postseason bids in the NFL since the turn of the century (16), including trips in six of the last seven seasons (2017-19, 2021-23). During that stretch, the Eagles became the fourth franchise to win a Super Bowl and then follow it with back-to-back playoff appearances since 1994, when the salary cap was introduced. Moreover, including the postseason, the Eagles have recorded the sixth-highest winning percentage (.586, 244-172-2) in the NFL since 2000.

Lurie's blueprint for success has had a profound impact on the field, leading to a greater overall winning percentage (.556, 286-228-3), more play-

off games (34), and more playoff victories (17) than all previous ownership groups combined. That model, however, is not just limited to football, as the Philadelphia Eagles organization has wholly embraced a championship mentality in all aspects of its operations, especially in the community.

EAGLES AUTISM FOUNDATION

A thoughtful and compassionate philanthropist who has family ties to autism, Lurie is dedicated to raising critical research funds for the developmental disorder and has leveraged his resources as a professional sports owner to turn autism awareness into action.

In 2019, Lurie expanded on this commitment by launching the team's signature charitable initiative, the Eagles Autism Foundation, which has since raised more than \$30 million to help drive scientific breakthroughs and establish Philadelphia as a major center for autism research and care.

Through the Eagles Autism Foundation, the organization is viewed nationally as a progressive leader in the autism community. Most notably, the Eagles Autism Challenge presented by Lincoln Financial Group, which is the foundation's annual cycling and 5K run/walk event, contributes 100 percent of the participant-raised funds toward groundbreaking and exploratory work in the field of autism, including a record \$8.1 million in 2024.

To ensure the most transformational projects are supported, Lurie organizes a nationally recognized independent peer review panel each year that is tasked with evaluating and approving submitted proposals. A total of 125 research projects and community grants have been funded.

In addition, the Eagles became one of the first sports franchises in the country to build a state-of-the-art sensory room, presented by the Children's Hospital of Philadelphia, and received Sensory Inclusive Certification for Lincoln Financial Field in partnership with Kulture City. The Eagles also became





Favorite area restaurants: Amada, Barclay Prime, Estia, Pizzeria Beddia, Sagami, Suraya, Tequilas, Vernick, and Vietnam ... **Favorite Philadelphia breakfast spot:** Honey's Sit N Eat ... **Favorite music:** Ranges from The Doors to Bob Marley to Shakira ... **First concert attended:** Beach Boys ... **Favorite player growing up:** Bobby Orr ... **Favorite all-time movies:** *The Great Escape*, *The Godfather Part II*, *Silver Linings Playbook*, and *Lion* ... **Favorite all-time TV shows:** *Hogan's Heroes*, *The Fugitive*, and *24* ... **Favorite recent movies and TV shows:** *Coda*, *Summer of Soul*, *Extraordinary Attorney Woo*, and *My Octopus Teacher* ... **Favorite books:** *When Breath Becomes Air*, *The Kite Runner*, and *Sapiens: A Brief History of Humankind* ... **Favorite dog breeds:** Bernese Mountain Dog, Golden Doodle, and Wheaten Terrier

EAGLES IN THE SUPER BOWL

The Philadelphia Eagles are one of six NFL teams with three Super Bowl appearances (XXXIX, LII and LVII) since the 2004 season, joining the New England Patriots (seven), Kansas City Chiefs (four), Pittsburgh Steelers (three), San Francisco 49ers (three), and Seattle Seahawks (three).

MOST CONFERENCE TITLE GAMES SINCE 2001

Rk	Team	Total
1.	New England Patriots.....	13
2.	Philadelphia Eagles	7
3t.	Green Bay Packers	6
	Pittsburgh Steelers.....	6
	San Francisco 49ers	6

MOST NFC EAST CHAMPIONSHIPS SINCE 2001

Rk	Team	Total
1.	Philadelphia Eagles	10
2.	Dallas Cowboys.....	7
3t.	New York Giants	3
	Washington.....	3

MOST PLAYOFF APPEARANCES SINCE 2000

Rk	Team	Total
1.	New England Patriots.....	18
2.	Green Bay Packers	17
3.	Philadelphia Eagles	16
4t.	Baltimore Ravens.....	15
	Indianapolis Colts.....	15
	Pittsburgh Steelers.....	15
	Seattle Seahawks	15

the first professional sports team to partner with Popcorn for the People, a nonprofit organization that is devoted to creating meaningful employment for those with autism and developmental disabilities.

On May 8, 2019, Lurie was presented the Commitment to Cures Award by the American Brain Foundation for his ongoing work to find cures for neurodevelopmental diseases and disorders.

Lurie is a director of the NLM Family Foundation, which commits significant resources to autism research and education. He also established the Lurie Family Foundation to strengthen efforts toward autism research.

CHAMPIONS IN THE COMMUNITY

Under Lurie's ownership, the Philadelphia Eagles' dedication to serving the community has manifested in a variety of ways, as the organization continues to set a powerful example within professional sports.

In response to the COVID-19 pandemic, the Eagles contributed \$1 million in donations to help relief efforts in Philadelphia, focusing on providing critical assistance to the well-being of essential healthcare workers and their families, as well as supporting local businesses. The Eagles also hosted numerous community blood drives and vaccination clinics at Lincoln Financial Field. Additionally, Lurie personally donated \$1 million to Penn Medicine to establish the COVID-19 Immunology Defense Fund.

Over the past seven years, the Eagles Social Justice Council, which is a committee of select players and staff, has awarded more than \$2 million to local organizations working to improve education, mentoring, health services, criminal justice reform, reentry programs, and workplace development.

In 2018, Lurie was recognized by the Fritz Pollard Alliance with the Paul "Tank" Younger Award, which is annually granted to an NFL executive, coach, or owner who promotes gender and racial diversity. As a result of his efforts to foster civic responsibility throughout the organization, Lurie was the recipient of the Torch of Liberty Award conferred by the Anti-Defamation League of Philadelphia and was honored by Philadelphia's Operation Understanding, an acclaimed group that advances interracial harmony among future leaders of the African American and Jewish communities.

Go Green, a groundbreaking initiative launched by the Eagles in 2003, aims to reduce the organization's footprint on the environment and creates programs that improve quality of life in the Philadelphia area. Lincoln Financial Field is one of only two previously constructed NFL stadiums to achieve Platinum status – the highest of all LEED certifications – and the only one that is more than 10 years old. Lincoln Financial Field has earned three levels of accreditation from USGBC, going from LEED Silver in 2013 to LEED Gold in 2018 to now LEED Platinum in 2024. On top of that, the Eagles became the first professional sports team in the world to receive the prestigious ISO 20121 Event Sustainability Management System certification.

One of Lurie's first philanthropic endeavors was the creation of the Eagles Youth Partnership in 1995. For 20 years, the organization's charitable wing served more than 50,000 at-risk children in the Philadelphia region, focusing on health and education programming. In 2015, Lurie oversaw the Eagles Youth Partnership's transition to the Eagles Charitable Foundation. Its signature program, the Eagles Eye Mobile, today provides children with greater access to vision care in partnership with Vision To Learn.

The Eagles have conducted community-changing playground builds in Philadelphia since 1997 maintaining a belief that every child deserves a safe place to play and learn. The entire organization – including players, coaches, and staff – contributes to the installation of a large play structure, a mini-turf field, colorful murals, and mosaic tables.

In 2011, in acknowledgment of their community efforts as well as their Tackling Breast Cancer and Go Green campaigns, the Eagles were presented with the coveted Sports Team of the Year Award by *Beyond Sport*.

PROGRESSIVE LEADERSHIP

Widely considered one of the most progressive owners in professional sports, Lurie embraces innovative thought. His commitment to enhancing every element of the organization through forward-thinking decisions has been a hallmark of his tenure as Chairman and Chief Executive Officer.

Lurie invests in both people and ideas. Throughout his ownership, he has



gone beyond traditional football practices by focusing on infusing talented individuals from other industries into the Eagles’ business operations. As a result, the Philadelphia Eagles have become a leader in professional sports with regards to gender diversity in the workplace.

The Eagles’ organic effort toward staying ahead of the curve and mining for value where others may not see it has also been fundamental to the football team’s success over the years.

During the 2021 offseason, Lurie hired a 39-year-old first-time head coach in **Nick Sirianni** – the second-youngest head coach in Eagles history – following a highly productive, three-year stint as the Indianapolis Colts’ offensive coordinator. Sirianni has directed playoff campaigns in each of his first three seasons in Philadelphia, including a record-breaking 14-3 campaign in 2022 that culminated with an appearance in Super Bowl LVII.

Doug Pederson was hired by the Eagles as a first-time head coach in 2016. In his second season at the helm, Pederson led the team to its first Super Bowl Championship in franchise history when the Philadelphia Eagles outduelled the New England Patriots in **Super Bowl LII**.

In 1999, Lurie found a match with former Green Bay Packers quarterbacks coach **Andy Reid**, who at 40 years old took on a lead role for the first time in his career and was the second-youngest head coach in the NFL at the time of his hiring. Reid enjoyed a 14-year stay with Philadelphia (franchise record) and became the winningest head coach (140-102-1, .578 – including playoffs) in Eagles history. Named the 2002 NFL Coach of the Year by *The Associated Press*, Reid led the team to nine postseasons, which included five conference title games and an appearance in Super Bowl XXXIX.

Lurie’s first head coaching hire, **Ray Rhodes**, came to Philadelphia in 1995 as just the third African American head coach in modern NFL history. In his first season with the Eagles, Rhodes guided the team to a 10-6 record and playoff berth and earned *AP* NFL Coach of the Year honors.

Lurie is the fourth individual owner in NFL history to have three different head coaches reach the Super Bowl. Overall, each of his first five head coaching hires have earned postseason trips within their first two seasons.

Lurie, who was named NFL Owner of the Year by *Sporting News* in 1995 and by *Pro Football Insider* in 2000, currently serves on numerous NFL committees, including the Finance Committee, Media Committee, and International Committee.

BUILDING A NEW HOME

After purchasing the Eagles, Lurie recognized that the organization’s facilities needed a total reconstruction, which required the design and relocation of its office headquarters, practice facility, and stadium. He immediately committed to providing the franchise with everything it needed to succeed and constructed two state-of-the-art facilities in South Philadelphia – the NoVaCare Complex (2001) and Lincoln Financial Field (2003).

Although Lincoln Financial Field was erected to house its main tenant, the Philadelphia Eagles, Lurie also created a destination that could hold a wide variety of events. Fittingly, the first ticketed event at the new stadium was a soccer match between Manchester United and FC Barcelona in August 2003, followed by a Bruce Springsteen concert soon after.

Since then, Lincoln Financial Field has evolved with an ever-changing entertainment landscape and underwent a two-year, \$125 million revitalization in 2013. Over the years, the venue has hosted high-profile events including sold-out concerts, national and international soccer matches, the NCAA Lacrosse Championships, the Army-Navy Game, Monster Jam, Temple University football games, and will host the FIFA World Cup matches in 2026

FILM CAREER

Prior to purchasing the Philadelphia Eagles, Lurie joined General Cinema Corporation, a major movie theater company founded by his grandfa-

MOST PLAYOFF VICTORIES SINCE 2000		
Rk	Team	Total
1.	New England Patriots.....	30
2t.	Philadelphia Eagles	16
	Baltimore Ravens.....	16
4t.	Green Bay Packers	15
	Pittsburgh Steelers.....	15
6.	Seattle Seahawks	14

HIGHEST WINNING PERCENTAGE SINCE 2000			
Rk	Team	W-L	Pct
1.	New England Patriots.....	296-133.....	.690
2.	Pittsburgh Steelers.....	260-152-3630
3.	Green Bay Packers.....	255-160-2614
4.	Baltimore Ravens.....	248-167598
5.	Indianapolis Colts.....	243-170-1588
6.	Philadelphia Eagles	244-172-2.....	.586
7.	New Orleans Saints	230-176.....	.567

(including playoffs)

MOST WINNING SEASONS SINCE 1995		
Rk	Team	Total
1.	New England Patriots.....	23
2t.	Green Bay Packers	22
	Pittsburgh Steelers.....	22
4.	Indianapolis Colts.....	20
5t.	Philadelphia Eagles	19
	Kansas City Chiefs	19

ther, Philip Smith. Two years later, he started Chestnut Hill Productions and produced a variety of films. In 2008, Lurie established Screen Pass Pictures and served as an executive producer of *Inside Job*, the 2010 documentary film, which earned the Academy Award for Best Documentary Feature, and *Inocente*, which earned an Academy Award for Best Short Documentary in 2013. Most recently, Lurie formed Play/Action Pictures to produce socially impactful documentary films, including *The League* (2023), *Summer of Soul (Or, When the Revolution Could Not Be Televised)* (2021), *The Meaning of Hitler* (2020), *MLK/FBI* (2020), and *Totally Under Control* (2020). *Summer of Soul* earned the Academy Award for Best Documentary Feature in 2022, along with a Peabody Award and GRAMMY award for Best Music Film.

PERSONAL

Lurie’s passion and love of sports began when he was a young boy growing up outside of Boston. Lurie became an avid fan of the NFL after watching the first-ever sudden-death overtime NFL Championship between the Baltimore Colts and New York Giants with his father in 1958. Prior to entering business, Lurie served as an adjunct assistant professor of social policy at Boston University.

He earned a B.A. from Clark University, a master’s in psychology from Boston University, and a Ph.D. in social policy from Brandeis University. Lurie served as Clark University’s commencement speaker to the graduating class in May 2019.

Born on September 8, 1951, Lurie has two children and a dog named Sydney. He resides in the Philadelphia area with his wife, Tina. In his free time, he enjoys traveling, golfing, tennis, movies, music, and discovering great restaurants.



DON SMOLENSKI

PRESIDENT

NFL Experience: 27th Year (27th with Eagles)
College: Amherst College Hometown: Pittsford, NY



SUPER BOWL CHAMPION: 2017 (LII)

Don Smolenski, now in his 27th season with the organization, was named team president in 2012 after originally joining the team in 1998 as chief financial officer. He served as senior vice president, chief financial officer from 2001-10 and then as the team's chief operating officer from 2010-12.

As president, Smolenski directs the club's business and strategic efforts, including sales, marketing, communications, and operations. He has played a key role in significant projects from the construction of Lincoln Financial Field to the club's internationally recognized environmental and philanthropic programs.

Smolenski has infused energy and creativity throughout the organization with his engaging leadership style. In 2024, he was recognized by the Philadelphia Inquirer's Top Workplaces program in the special awards category for leadership and, in 2015, was named to the Most Admired CEOs list by the Philadelphia Business Journal. Under his direction, the Eagles have been a Top Workplace in 2012, 2014, 2016, 2018, 2020, 2022, and 2024.

During his time as the team's president, Smolenski and the Eagles celebrated their first Super Bowl victory in franchise history after defeating the New England Patriots, 41-33, in **Super Bowl LII**.

In his first year as president, Smolenski spearheaded a two-year, \$125 million Lincoln Financial Field revitalization project that added 1,600 seats, HD video boards, and graphics paying tribute to the team's history. In 2019, Smolenski's leadership was instrumental to the Lincoln Financial Group naming rights extension, which stands as one of the longest stadium naming rights relationships in the NFL. Over the years, Lincoln Financial Field has hosted high-profile events, including sold-out concerts, national and international soccer matches, the NCAA Lacrosse Championships, the Army-Navy Game, the NHL Stadium Series, WrestleMania, Monster Jam, Temple University football, and more. In June 2022, Lincoln Financial Field was selected as a FIFA World Cup 2026 host venue, becoming one of 16 stadiums across the United States, Canada, and Mexico to earn the prestigious honor.

Smolenski plays an important role in the team's environmental initiatives. As a result of their Go Green program, which features the NFL's largest solar array with 10,456 panels, the Eagles have emerged as a leader in environmental stewardship. Lincoln Financial Field is LEED Platinum certified and the Eagles are the first professional sports team to earn ISO 20121 certification. In June 2021, the Eagles entered into a landmark, first-of-its-kind partnership with Ocean Conservancy and The Ocean Foundation to offset team travel through seagrass and mangrove restoration in Puerto Rico.

In 2018, Smolenski helped launch the Eagles Autism Challenge, a one-day bike ride and family-friendly 5K run/walk dedicated to raising funds for cutting-edge autism research and care programs. In 2019, the team's signature fundraising event expanded and led to the formation of the Eagles Autism Foundation, a new charitable endeavor that unified the team's various autism activities into one organization. Through its mission to turn autism awareness into action, the Eagles became one of the first sports franchises to build a state-of-the-art sensory room in its home stadium, have partnered with organizations to help combat the unemployment rate in the autism community, and have even leveraged home games and open practices to drive critical funds. The Eagles Autism Challenge celebrated a record-breaking year in 2024, raising more than \$8.1 million for the cause and bringing the total raised to \$30 million-plus since 2018.

As an extension of the team's ongoing inclusion efforts, the Eagles launched the state's first girls high school flag football league in 2022. The program, which started with 16 schools and now features 92 across Philadelphia and South Jersey, contributed to the PIAA's decision to designate girls flag football as an emerging sport in Pennsylvania. In May 2024, the PIAA Board of Directors approved the first reading in the process of sanctioning girls flag football in the state with a unanimous 30-0 vote.

Building on Smolenski and the team's support around young female athletes, the Eagles forged a partnership with Operation Warm to address the lack of access to essential sports equipment for girls. It led to the formation of a new sports bra line called FLY:FWD, ensuring girls of all ages and backgrounds are properly outfitted for competition.

In 2013, Smolenski helped launch the Eagles Care initiative, which has fostered strategic partnerships with 30 area-based nonprofits in an effort to help strengthen the core work of each charitable organization.

In addition to his leadership roles within the Eagles organization, Smolenski serves as the PHL Sports Advisory Board Chair, Children's Hospital of Philadelphia's Corporate Council co-Chair, is a member of the Greater Philadelphia Chamber of Commerce Board and FM Global Advisory Board, and is involved in the city's FIFA World Cup planning efforts as a member of the Philadelphia Soccer 2026 Board.

Smolenski serves as the vice president and treasurer of the Eagles Autism Foundation, as well as treasurer of the Eagles Charitable Foundation, which provides area-based children with greater access to vision care.

Before joining the Eagles, Smolenski served as chief financial officer for the International Hockey League, where he oversaw all league financial matters and played an integral role in growing the league from 12 to 19 teams.

Smolenski began his career as a public accountant with Arthur Andersen. An outdoor enthusiast, Smolenski has completed the Detroit, Pittsburgh, and Boston Marathons. He earned a bachelor's degree in biology from Amherst College and a master's degree in accounting from the University of Hartford. Don and his wife, Karen, have two sons, Jake and Shane.





HOWIE ROSEMAN

EXECUTIVE VICE PRESIDENT/GENERAL MANAGER



NFL Experience: 25th Year (25th with Eagles)
College: Florida, Fordham Hometown: Brooklyn, NY

SUPER BOWL CHAMPION: 2017 (LII) NFL EXECUTIVE OF THE YEAR: 2017 (SPORTING NEWS, PFWA), 2022 (PFWA)

A two-time NFL Executive of the Year and architect of the first Super Bowl championship in franchise history, Executive Vice President/General Manager **Howie Roseman** is in his 25th season with the Philadelphia Eagles. After working his way up through the Eagles' football operations and scouting departments, Roseman has cemented himself as one of the most accomplished and respected front office executives in the league.

Roseman has greatly impacted decades of sustained success in Philadelphia. Since he was hired in 2000, the Eagles rank third in the league in playoff victories (16, tied) and postseason berths (16), which includes a division-leading 10 NFC East crowns during that stretch. Philadelphia also ranks second in the NFL with seven conference title games since 2001.

One of just four general managers to receive multiple NFL Executive of the Year honors from the Pro Football Writers of America, Roseman has revitalized the Eagles' football operations with a collaborative and progressive approach to roster building and player development. As a result, Philadelphia has earned playoff trips in six of the last seven seasons, won three NFC championships (2017, '19, '22) and made two Super Bowl appearances (LII and LVIII), including a 41-33 victory over the New England Patriots in **Super Bowl LII**. In 2022, Roseman became the second general manager to reach multiple Super Bowls with both a different head coach and quarterback in each season (only one to accomplish the feat in a six-year span), joining **Ozzie Newsome** with the Baltimore Ravens (2000, '12).

In addition, the Eagles' recent track record of excellence has created opportunities for numerous personnel executives to step into senior roles with other clubs, including two general managers (**Andrew Berry**, Cleveland Browns; **Joe Douglas**, New York Jets) as well as four assistant general managers (**Brandon Brown**, New York Giants; **Ian Cunningham**, Chicago Bears; **Catherine Raiche**, Cleveland Browns; **Andy Weidl**, Pittsburgh Steelers).

Roseman's roster-building prowess has been critical in returning Philadelphia to perennial playoff contention. Having made three straight post-season appearances, including a trip to Super Bowl LVII, the Eagles have produced the fifth-best winning percentage (.667, 34-17) in the league since 2021. In that window, Roseman has protected the short-term and long-term outlook of the franchise through innovative decision making, signing a number of key players through extensions and free agency while infusing a wave of foundational talent through the NFL Draft. Furthermore, over the last three seasons, 12 players have collected 21 Pro Bowl honors, along with seven players earning 12 All-Pro accolades from the *Associated Press*.

In 2017, Roseman played a pivotal role in ensuring the success of the Eagles' **Super Bowl LII**-winning team. Faced with season-ending injuries to key players, Roseman's focused leadership and in-season roster management helped Philadelphia produce a 13-3 regular-season campaign while also securing the top seed in the NFC playoffs ahead of its championship run.

Roseman, who served as the Eagles' Executive Vice President of Football Operations from 2016-18 before adding the title of General Manager in 2019, is responsible for managing the organization's personnel and scouting staffs. He also oversees the executives who specialize in all areas of football operations, including but not limited to sports medicine and performance, analytics, football administration, football technology, and player development. Under Roseman's guidance, and in concert with the vision created by Chairman and Chief Executive Officer **Jeffrey Lurie**, Philadelphia has become one of the

NFL's most admired and innovative operations.

Before he was elevated to Executive Vice President of Football Operations, Roseman served as the general manager from 2010-14. At the time of his promotion, the 34-year-old Roseman became the youngest NFL executive to be named to the post in three decades. He directed a major overhaul of the roster in his first year, making it one of the youngest in the league. The revamped Eagles delivered NFC East titles in 2010 and 2013 and sent a conference-high nine players to the Pro Bowl following the 2014 season.

From 2008-09, Roseman managed the college scouting staff, organized and ran draft meetings, and scouted the top college prospects around the country as the vice president of player personnel.

Roseman was named Philadelphia's vice president of football administration (2006-07) after spending three years as the team's director of football administration (2003-05). In that role, he evaluated players around the NFL and for the draft while representing the team on contract, salary cap, and player personnel matters. In 2007, Roseman was invited to participate in the NFL-Stanford Program for managers at the Stanford Graduate School of Business, an NFL program created to develop leaders within the league.

After relentlessly pursuing jobs in NFL front offices, Roseman finally got his foot in the door as an intern with the Eagles, when the team was headquartered at Veterans Stadium. He quickly rose to salary cap staff counsel, a role he held with Philadelphia from 2000-02.

Roseman serves on the General Managers Advisory Committee, which provides feedback and recommendations to the League office and the Competition Committee, ensures the NFL continues to develop pipelines for players, coaches, and front office personnel, and promotes innovation around the game. He also is a member of the Future of Football Advisory Committee, contributing to a panel of executives organized through the Football Operations Innovation Forum to showcase various initiatives.

Roseman, the club's nominee for the 2018 NFL Salute to Service Award, is very active in the Philadelphia community and contributes to a variety of initiatives that involve the military and children. He was named Honorary Commander for the Joint Base McGuire-Dix-Lakehurst for his continued efforts with the military. His charitable endeavors have also benefited the Alex's Lemonade Stand Foundation, the Boys & Girls Clubs of America, USA Football, Pop Warner, and Cop Wheels. In 2018, the Maxwell Football Club presented Roseman with the Steinberg-DeNicola Humanitarian Award, an annual honor that recognizes an NFL representative who is committed to doing good in their community. In addition, Roseman is a member of the Governing Body of the Global Sports Management Summit and YPO.

Born in Brooklyn, NY, Roseman earned his bachelor's degree from Florida before earning a J.D. degree from Fordham Law School. He and his wife, Mindy, reside in suburban Philadelphia with their four children.





NICK SIRIANNI

HEAD COACH

NFL Experience: 16th Year (4th with Eagles)
 College: Mount Union Hometown: Jamestown, NY



Nick Sirianni is in his fourth season as head coach of the Philadelphia Eagles with a combined 34-17 (.667) record, marking the most victories by a head coach in their first three years with the team as well as the highest winning percentage by a head coach in franchise history.

The product of a family of football coaches and educators, Sirianni developed a curriculum for building a winning culture that is grounded in five core values – *connect, compete, accountability, football IQ, and fundamentals*. Through these principles, he has led Philadelphia to three consecutive postseason berths, including a record-breaking 2022 campaign that resulted in a Super Bowl LVII appearance. One of four head coaches in Eagles history to advance to a Super Bowl, Sirianni is the team’s only head coach to make the playoffs in each of their first three seasons.

Sirianni has guided Philadelphia to the fifth-best winning percentage in the league since he was hired during the 2021 offseason. In that span, the Eagles are first in red zone offense (46.6 pct.), third in rushing offense (145.4 ypg) and third-down offense (46.6 pct.), fourth in scoring offense (26.6 ppg), and fifth in total offense (367.8 ypg). In addition, Philadelphia’s defense has registered the third-most sacks (142) over the last three years. During Sirianni’s Eagles tenure, 12 players have earned a combined 21 Pro Bowl nods, along with seven players collecting 12 All-Pro honors.

In 2023, Sirianni directed the Eagles to an 11-6 record and a playoff bid, signaling the first time the team captured 11-plus wins in back-to-back seasons since 2003-04. Philadelphia ranked among the top 10 in scoring (seventh, 25.5 ppg), total yards (eighth, 354.4 ypg), rushing yards (eighth, 128.8 ypg), third-down conversions (third, team-record 48.0 pct.), and red zone touchdown efficiency (ninth, 60.0 pct.). **Jalen Hurts** established franchise records in both total yards (4,463) and total touchdowns (38) while also tying for the most rushing scores (15) by a quarterback in NFL history. **A.J. Brown** finished with the most catches (106) ever by an Eagles wide receiver and set an NFL record with six straight games of at least 125 receiving yards.

In navigating Philadelphia to its fourth all-time trip to the Super Bowl in 2022, Sirianni became the youngest Eagles head coach to reach the game’s biggest stage. He also became the fourth NFL head coach to produce a 14-win campaign within their first two years at the helm. Furthermore, only two head coaches in NFL history have added five-or-more wins to their team’s record in consecutive seasons – Sirianni and **Bill Walsh** (1983-84).

Under Sirianni’s guidance in 2022, Philadelphia cemented a number of other single-season team records, including points (477), total touchdowns (59), scrimmage touchdowns (57), rushing touchdowns (32, tied for fourth in NFL history), first downs (385), red zone touchdown efficiency (67.8 pct.), as well as defensive sacks (70, tied for third in NFL history). The Eagles also finished among the top three teams in both total offense (third, 389.1 ypg) and defense (second, 301.5 ypg) for the first time since the 1970 merger.

Sirianni helped many players accomplish prominent showings in 2022, including Hurts, who finished as the *Associated Press* NFL MVP runner-up after tying a then-team record with 35 total touchdowns and logging a career-high 101.5 passer rating, and Brown, who broke a 38-year franchise record with 1,496 receiving yards. Philadelphia also became the first club to feature four different players with 10-plus sacks in the same year.

Following the 2022 season, two of Sirianni’s top lieutenants were hired to head coaching positions – defensive coordinator **Jonathan Gannon** (Car-

COACHING TIMELINE		
Years	Team	Position
2021-	Philadelphia Eagles	Head Coach
2018-20	Indianapolis Colts	Offensive Coordinator
2016-17	L.A./S.D. Chargers	Wide Receivers
2014-15	San Diego Chargers	Quarterbacks
2013	San Diego Chargers	Offensive Quality Control
2012	Kansas City Chiefs	Wide Receivers
2009-11	Kansas City Chiefs	Offensive Quality Control
2006-08	Indiana (PA)	Wide Receivers
2004-05	Mount Union	Defensive Backs

SIRIANNI vs. THE NFL				
	Team	Regular	Playoffs	Total
AMERICAN FOOTBALL CONFERENCE	Baltimore Ravens	---	---	---
	Buffalo Bills	1-0	0-0	1-0
	Cincinnati Bengals	---	---	---
	Cleveland Browns	---	---	---
	Denver Broncos	1-0	0-0	1-0
	Houston Texans	1-0	0-0	1-0
	Indianapolis Colts	1-0	0-0	1-0
	Jacksonville Jaguars	1-0	0-0	1-0
	Kansas City Chiefs	1-1	0-1	1-2
	Las Vegas Raiders	0-1	0-0	0-1
	Los Angeles Chargers	0-1	0-0	0-1
	Miami Dolphins	1-0	0-0	1-0
	New England Patriots	1-0	0-0	1-0
	New York Jets	1-1	0-0	1-1
Pittsburgh Steelers	1-0	0-0	1-0	
Tennessee Titans	1-0	0-0	1-0	
NATIONAL FOOTBALL CONFERENCE	Arizona Cardinals	1-1	0-0	1-1
	Atlanta Falcons	1-0	0-0	1-0
	Carolina Panthers	1-0	0-0	1-0
	Chicago Bears	1-0	0-0	1-0
	Dallas Cowboys	2-4	0-0	2-4
	Detroit Lions	2-0	0-0	2-0
	Green Bay Packers	1-0	0-0	1-0
	Los Angeles Rams	1-0	0-0	1-0
	Minnesota Vikings	2-0	0-0	2-0
	New Orleans Saints	1-1	0-0	1-1
	New York Giants	4-2	1-0	5-2
	Philadelphia Eagles	---	---	---
	San Francisco 49ers	0-2	1-0	1-2
	Seattle Seahawks	0-1	0-0	0-1
Tampa Bay Buccaneers	1-1	0-2	1-3	
Washington Commanders	5-1	0-0	5-1	
Career Totals		34-17	2-3	36-20



WINNING PERCENTAGE

EAGLES HEAD COACHES (CAREER)

Rk	Head Coach (Years)	W-L	W%
1.	Nick Sirianni (2021-present)	34-17	.667
2.	Greasy Neale (1941-50)	63-43-5	.594
3.	Andy Reid (1999-2012)	130-93-1	.583
4.	Rich Kotite (1991-94)	36-28	.563
5.	Jim Trimble (1952-55)	25-20-3	.556

EAGLES HEAD COACHES (FIRST THREE SEASONS)

Rk	Head Coach (Years)	W-L	W%
1.	Nick Sirianni (2021-23)	34-17	.667
2t.	Doug Pederson (2016-18)	29-19	.604
	Rich Kotite (1995-97)	29-19	.604
4t.	Chip Kelly (2013-15)	27-21	.563
	Andy Reid (1999-2001)	27-21	.563

NFL HEAD COACHES (SINCE 2021)

Rk	Head Coach (Team)	W-L	W%
1.	Andy Reid (Chiefs)	37-14	.725
2.	Mike McCarthy (Cowboys)	36-15	.706
3.	Sean McDermott (Bills)	35-15	.700
4.	Kyle Shanahan (49ers)	35-16	.686
5.	Nick Sirianni (Eagles)	34-17	.667



dinals) and offensive coordinator **Shane Steichen** (Colts), who was voted a finalist for the AP NFL Assistant Coach of the Year award.

In 2021, Sirianni’s debut season as a head coach elicited a 9-8 record and postseason appearance, with the Eagles capturing seven of the last 10 regular-season games to clinch a spot in the playoffs. In total, Philadelphia rushed for a team-record 2,715 yards and allowed only 16 giveaways, which marked the franchise’s fewest in a season in over 30 years. The Eagles had the second-most defensive touchdowns (five) in the league as well.

Prior to arriving in Philadelphia, Sirianni spent three years (2018-20) as the Indianapolis Colts’ offensive coordinator. In that span, the Colts ranked sixth in third-down conversion rate (43.4 pct.), seventh in red zone touch-down efficiency (63.9 pct.), and eighth in points per game (25.9). Indianapolis also surrendered the second-fewest sacks (71) in the league.

Five offensive players received Pro Bowl recognition during Sirianni’s time with the Colts, including **Quenton Nelson** (2019-21), **Ryan Kelly** (2020-21), **Jack Doyle** (2019), **Eric Ebron** (2018), and **Andrew Luck** (2018), who was named AP NFL Comeback Player of the Year after finishing second in touch-down passes (39) in 2018. Moreover, Nelson was first-team All-Pro all three seasons, while Kelly was a second-team All-Pro selection in 2020.

Before he joined Indianapolis, Sirianni was a member of the Los Angeles/San Diego Chargers’ staff for five years (2013-17), including two seasons as the wide receivers coach (2016-17). In 2017, he assisted the top-ranked passing offense (276.9 ypg), which featured a career year from **Keenan Allen**, who was selected as the AP NFL Comeback Player of the Year after ranking third in receiving yards (career-high 1,393) that season.

From 2014-15, Sirianni coached the Chargers’ quarterbacks and helped **Philip Rivers** earn consecutive Pro Bowls while averaging 30 passing touchdowns per season. In 2015, Rivers led the league with a team-record 437 completions for a career-high 4,792 yards (second in the NFL and 10 yards shy of the club record). In 2013, when Sirianni originally joined the Chargers as an offensive quality control coach, Rivers threw for 4,478 yards and 32 touchdowns and recorded a career-high 69.5 completion percentage (378-of-544) en route to AP NFL Comeback Player of the Year honors.

Sirianni began his NFL coaching career with the Kansas City Chiefs, serving as the wide receivers coach (2012) and offensive quality control coach (2009-11). He also worked with the Chiefs’ quarterbacks in 2010 and helped **Matt Cassel** earn his first career Pro Bowl after totaling 3,116 passing yards, 27 touchdowns and a career-high 93.0 passer rating.

Before the NFL, Sirianni spent five years at the collegiate level as the wide receivers coach at Indiana University of Pennsylvania (2006-08) and defensive backs coach at Mount Union (2004-05), his alma mater, helping the Purple Raiders capture a national title during the 2005 season.

A native of Jamestown, NY, Sirianni was a three-year starter at wide receiver at Mount Union, winning three NCAA Division III National Championships (2000-02) and earning All-Ohio Athletic Conference honors as a senior after catching a career-high 13 touchdowns. He also played one year in the Atlantic Indoor Football League with the Canton Legends in 2005.

Sirianni’s brother, Mike, is the head coach at Washington & Jefferson College. His winning percentage of .808 (185-44) is the best in school history and currently ranks fourth-best among all NCAA football coaches with at least 10 years of experience. His brother, Jay, is a former head coach at their alma mater, Southwestern Central High School (Jamestown, NY), where their father, Fran, also spent nine years in the same position and served as the school’s head track coach for 46 seasons. Under Jay, Southwestern Central won New York state titles in 2008 and 2009.

Sirianni and his wife, Brett, have two sons, Jacob and Miles, and one daughter, Taylor.

**MICHAEL
CLAY**

SPECIAL TEAMS COORDINATOR

NFL Experience: 11th Year (6th with Eagles)
College: Oregon Hometown: San Jose, CA

- ▶ Enters his fourth season as Philadelphia's special teams coordinator ... Rejoined the Eagles in 2021 following a five-year stint with the 49ers (2016-20), including four seasons as a special teams assistant
- ▶ Directed one of the top groups in the league in 2023, as Philadelphia ranked 1st in special teams DVOA (4.2%) as well as 5th in *Pro Football Focus* special teams grade (89.0) ... **Jake Elliott** earned All-Pro honors after establishing a team record in FG percentage (93.8%) and **Braden Mann** set club marks in gross (49.8) and net (43.9) punting average
- ▶ Also helped **Britain Covey** cement himself as one of the top punt returners in the league in 2023 ... Covey, who finished as the only player with multiple 50+ yard punt returns (2) that season, was named a Pro Bowl alternate after leading the NFL in punt return yards (417)
- ▶ A member of an Eagles staff that guided the team to a Super Bowl LVII appearance in 2022 ... **Britain Covey** finished 3rd in the NFC in punt return yards (308) and punt return average (9.3) as a rookie
- ▶ Oversaw one of the best years of **Jake Elliott's** career in 2021 ... Elliott was selected to his first Pro Bowl after producing a then-team-record 90.9% FG percentage ... He was one of three NFL kickers to make at least 90% of their FGs and all of their XP attempts (44-of-44)
- ▶ Played LB at Oregon from 2009-12 and was an All-Pac-12 selection ... Signed by the Dolphins as a UDFA in 2013

**VIC
FANGIO**

DEFENSIVE COORDINATOR

NFL Experience: 38th Year (2nd with Eagles)
College: East Stroudsburg Hometown: Dunmore, PA

- ▶ Hired as the Eagles' defensive coordinator during the 2024 offseason ... Brings 38 years of experience to the coaching staff, including 25 as a coordinator ... Has mentored five Pro Football Hall of Famers (**Kevin Greene, Rickey Jackson, Ray Lewis, Sam Mills, and Patrick Willis**)
- ▶ During the 2023 campaign, oversaw the Miami Dolphins' defense and helped the team earn a spot in the AFC playoff picture ... Under his direction, Miami established a franchise record with 56 sacks
- ▶ Prior to his time with the Dolphins, spent the 2022 season working as a consultant for the Eagles, when they advanced to Super Bowl LVII
- ▶ Served as the head coach of the Denver Broncos from 2019-21
- ▶ Voted the AP NFL Assistant Coach of the Year with Chicago in 2018
- ▶ As the 49ers' defensive coordinator (2011-14), helped San Francisco make three playoff appearances, win two NFC West crowns, and reach three NFC Championship Games, including a Super Bowl XLVII bid
- ▶ Spent three years with the Ravens (2006-09) after serving as the defensive coordinator with the Texans (2002-05), Colts (1999-2001) and Panthers (1995-98) ... In 1996, Carolina led the NFL in sacks (60) while allowing just 56 second-half points (Super Bowl-era record)
- ▶ Entered the NFL as a LBs coach with New Orleans (1986-94) ... Started his pro coaching career with the USFL's Philadelphia Stars in 1984

**KELLEN
MOORE**

OFFENSIVE COORDINATOR

NFL Experience: 7th Year (1st with Eagles)
College: Boise State Hometown: Prosser, WA

- ▶ Named the Eagles' offensive coordinator in 2024 ... A former NFL QB, enters his sixth year as an offensive coordinator in the pro ranks
- ▶ Served as the Chargers' offensive coordinator in 2023 ... Helped lead **Keenan Allen** to the Pro Bowl after finishing 6th in the NFL with 108 receptions for 1,243 yards and 7 TDs ... Also guided **Justin Herbert** to the 6th-best TD-INT ratio (2.9) and 9th-most passing TDs (20) in the NFL through Week 14 before sustaining a season-ending injury
- ▶ Spent the first five seasons of his coaching career in Dallas (2018-22), including the last four years as offensive coordinator ... While overseeing the offense, the Cowboys ranked 2nd in the NFL in total offense (391.0 ypg), scoring offense (27.7 ppg) and TDs (210) ... Helped Dallas to three playoff appearances and two NFC East championships while mentoring nine players to a combined 13 Pro Bowl accolades
- ▶ Under Moore's direction in 2022, Dallas navigated an early-season injury to **Dak Prescott** and finished with a 12-5 record and trip to the postseason ... Returning from injury, Prescott ranked T-2nd in the NFL with 20 passing TDs from Week 10-18 ... **CeeDee Lamb**, who had 107 catches for 1,359 yards and 9 TDs, and **Tony Pollard**, who set career highs in rushing yards (1,007) and TDs (9), were voted Pro Bowlers
- ▶ Played collegiately at Boise State, where he finished with a 50-3 (.943) record, marking the most wins by a QB in NCAA history

**JEMAL
SINGLETON**

RUNNING BACKS/ASSISTANT HEAD COACH

NFL Experience: 9th Year (4th with Eagles)
College: Air Force Hometown: Incirlik, Turkey

- ▶ Joined Philadelphia's coaching staff during the 2021 offseason
- ▶ During the 2023 season, coached **D'Andre Swift** to his first career Pro Bowl after finishing 5th in the NFL in rushing yards (1,049)
- ▶ Helped the Eagles advance to Super Bowl LVII in 2022 ... Philadelphia led the league with a team-record 32 rushing TDs, which tied for the 3rd-most in NFL history, behind the 1962 Packers (36) and 1976 Steelers (33) ... Under his tutelage, **Miles Sanders** earned his first Pro Bowl nod after becoming the team's first 1,000+ yard rusher since 2014
- ▶ Assisted the Eagles to a club-record 2,715 rushing yards in 2021
- ▶ In 2020, helped Cincinnati's RBs register a combined 1,891 scrimmage yards ... Also guided **Joe Mixon** to 1,137 rushing yards in 2019
- ▶ Served as the Colts' RBs coach from 2016-17 ... Worked closely with **Frank Gore**, who became just the fourth RB in NFL history to surpass 1,000 rushing yards (1,025) at age 33-or-older in 2016
- ▶ Was the special teams coordinator/RBs coach at Arkansas in 2015
- ▶ Tutored the RBs at Oklahoma State (2011-14) ... In 2014, Cowboys RBs combined for more than 500 touches without a turnover
- ▶ Spent nine seasons coaching at Air Force (2000, '03-10) ... Worked as the Falcons' RBs coach from 2006-10, producing a conference rushing title and Top 10 national ranking in rushing offense each year

**CHRISTIAN PARKER**

PASSING GAME COORDINATOR/DEF. BACKS

NFL Experience: 6th Year (1st with Eagles)
College: Richmond Hometown: Richmond, VA

- ▶ Named the Eagles' passing game coordinator/DBs coach during the 2024 offseason following a three-year stint with Denver (2021-23)
- ▶ Oversaw a Broncos secondary in 2023 that featured second-team AP All-Pro **Justin Simmons** as well as Pro Bowler **Pat Surtain** ... Simmons paced Denver's defense with 3 INTs to go along with 70 tackles and 8 PDs, while Surtain finished the season with 12 PDs and 1 INT
- ▶ Helped the Broncos finish 7th in the NFL in yards allowed per game (320.0) during the 2022 campaign ... Under his tutelage, Denver's DBs accounted for 11 of the team's 15 picks, including a league-leading 6 INTs by **Justin Simmons** ... Simmons joined **Pat Surtain** as the only DBs from the same team to earn AP All-Pro accolades that year
- ▶ In his first season with Denver in 2021, assisted a unit that was 8th in the NFL in total defense (326.1 ypg) ... Led **Justin Simmons** to All-Pro honors while **Pat Surtain** was named to the PFWA All-Rookie Team
- ▶ Prior to the Broncos, spent his first two NFL seasons as a defensive quality control coach with the Green Bay Packers (2019-20) ... In 2020, helped **Jaire Alexander** collect his first career AP All-Pro and Pro Bowl accolades after registering 13 pass breakups with 1 INT
- ▶ Spent six seasons coaching in the collegiate ranks, holding stints with Texas A&M (2018), Notre Dame (2017), Norfolk State (2015-16), and Virginia State (2013-14) ... Also played collegiately at Richmond

**KEVIN PATULLO**

PASSING GAME COORDINATOR/ASSOCIATE HC

NFL Experience: 15th Year (4th with Eagles)
College: South Florida Hometown: Hillsborough, NJ

- ▶ Joined the Eagles as passing game coordinator in 2021 ... Took on the added title of associate head coach during the 2023 offseason
- ▶ Contributed to the 7th-best scoring offense (25.5 ppg) and 8th-best total offense (354.4 ypg) in the NFL in 2023 ... **Jalen Hurts** threw for career highs in yards (3,858) and TDs (23) ... **A.J. Brown** earned AP All-Pro and Pro Bowl recognition after recording 1,456 yards (5th in the NFL) and 7 TDs on 106 receptions (most by a WR in Eagles history)
- ▶ A member of Philadelphia's staff that helped the team make a trip to Super Bowl LVII in 2022 ... Helped the growth of **Jalen Hurts** (top-3 in TD-INT ratio, passer rating, yards per attempt), who finished 2nd in MVP voting, and **A.J. Brown** (team-record 1,496 receiving yards)
- ▶ During his first season with Philadelphia, helped guide **DeVonta Smith** to an Eagles rookie record for receiving yards (916)
- ▶ Served as the Colts' pass game specialist in 2020 ... Indianapolis gave up the 2nd-fewest sacks (21) and 3rd-fewest giveaways (15)
- ▶ Coached the Jets' QBs from 2015-16 ... In 2015, **Ryan Fitzpatrick** had a career-high 3,905 yards and a franchise-record 31 TDs
- ▶ In 2014, worked as the Titans' assistant WRs coach
- ▶ Was an offensive quality control coach with the Bills from 2010-12 ... Started his NFL coaching career with the Chiefs (2007-08)

**JEFF STOUTLAND**

RUN GAME COORDINATOR/OFFENSIVE LINE

NFL Experience: 12th Year (12th with Eagles)
College: Southern Conn. St. Hometown: New York, NY**SUPER BOWL CHAMPION: 2017 (LII)**

- ▶ One of the most respected OL coaches in the country ... Boasts 41 years of coaching experience ... Is the longest-tenured member of the Eagles' coaching staff (named run game coordinator in 2018)
- ▶ Has mentored Pro Bowl players during each of his first 11 seasons in Philadelphia ... Is one of only two OL coaches since the 1970 merger to produce Pro Bowl selections in 11 consecutive years with the same franchise, joining **Jim McNally** (1981-91, Bengals) ... In total, has navigated six individual players to 23 combined Pro Bowl nods
- ▶ Has coached five of the eight OLs with multiple All-Pros in team history (2013, 2017, 2021-23) ... Has also directed four of the six Eagles OLs with three Pro Bowlers (2014, 2019, 2022-23) ... Under his guidance, **Jason Kelce** (seven) and **Brandon Brooks** (three) have the most Pro Bowls at their positions in team history, while **Jason Peters** is the only Eagles tackle to ever earn four straight Pro Bowl selections
- ▶ Helped Philadelphia advance to Super Bowl LVII in 2022
- ▶ Mentored one of the most dominant OLs in the NFL during Philadelphia's **Super Bowl LII**-winning campaign in 2017 ... The Eagles OL has blocked for numerous record-breaking offenses under Stoutland
- ▶ Coached one of the best OLs in college football history at Alabama in 2012 ... Featured two first-team All-Americans and helped the Crimson Tide win their second straight BCS National Championship

**CLINT HURTT**

SENIOR DEFENSIVE ASSISTANT/DEFENSIVE LINE

NFL Experience: 11th Year (1st with Eagles)
College: Miami (FL) Hometown: Rochester, NY

- ▶ Named the Eagles' senior defensive assistant/DL coach in 2024 after spending seven seasons with the Seahawks (2017-23), including two as defensive coordinator (2022-23) ... A coaching veteran with more than two decades of experience working in the NFL and collegiate ranks
- ▶ His Seahawks defense featured three Pro Bowlers (**Julian Love**, **Bobby Wagner**, and **Devon Witherspoon**) in 2023 ... Wagner, a second-team AP All-Pro, led the NFL with a team-record-tying 183 tackles ... Witherspoon, who earned PFWA All-Rookie honors, finished with the 5th-most PDs (16) in the NFL while tallying 79 tackles, 3.0 sacks and 1 INT-TD ... Love made 110 tackles with career highs in PDs (10) and INTs (4)
- ▶ Leading significant changes to Seattle's scheme in the switch to a 3-4 defense in 2022, his first year as defensive coordinator resulted in an improved pass rush as the Seahawks ranked T-7th in sacks (45) ... Seattle also ranked 3rd in FFs (18) and 8th in takeaways (25, tied)
- ▶ Served as the Seahawks' DL coach from 2017-21, including adding the title and responsibilities of assistant head coach in 2018
- ▶ Served as the OLBs coach for the Chicago Bears from 2015-16 after originally joining the staff as an assistant DL coach in 2014
- ▶ Before the NFL, spent 13 seasons in the collegiate ranks with stints at Louisville (2010-13), Miami (FL) (2001-04, 2006-09) and Florida International (2005) ... Was a three-year letterman at Miami (1997-2000)



ROY ANDERSON

CORNERBACKS



NFL Experience: 16th Year (1st with Eagles)
College: Howard Hometown: Tallahassee, FL

- ▶ Joined the Eagles' staff as the CBs coach during the 2024 offseason
- ▶ Spent the 2023 campaign as Seattle's secondary coach ... Worked with two Pro Bowlers – **Julian Love** and **Devon Witherspoon** ... Love registered 110 tackles with career highs in PDs (10) and INTs (4) ... Witherspoon, who received PFWA All-Rookie honors, had the 5th-most PDs (16) in the NFL while adding 79 tackles, 3.0 sacks and 1 INT-TD
- ▶ Served as the Vikings' assistant DBs/safeties coach from 2020-22 ... In 2022, **Harrison Smith** ranked T-5th in the league with 5 INTs ... Smith additionally recorded a team-high 5 INTs during the 2020 season
- ▶ Worked as the Chicago Bears' assistant DBs coach from 2017-18
- ▶ Coached the safeties in Indianapolis during the 2012-15 seasons ... In that role, helped **Mike Adams** receive consecutive Pro Bowl nods in 2014-15 ... In 2015, Adams posted 5 INTs, including 1 TD, while adding 93 tackles and tying a career best with 11 PDs ... Adams also tied for the league lead in takeaways (7) during the 2014 campaign
- ▶ A member of the Ravens' defensive coaching staff from 2008-11 ... In 2010, assisted **Ed Reed** in collecting first-team AP All-Pro accolades after pacing the NFL with 8 INTs and a career-high 16 PDs
- ▶ Also held stints in college at LSU (2004, '19), Florida State (2003) and Florida A&M (2002) ... Played QB at Howard from 1998-2001



JOE KASPER

SAFETIES



NFL Experience: 6th Year (3rd with Eagles)
College: Baldwin Wallace Hometown: Mentor, OH

- ▶ Re-joined the Eagles as the team's safeties coach during the 2024 offseason after spending the 2023 campaign with the Dolphins
- ▶ Coached Miami's safeties in 2023, assisting a unit that finished 8th in takeaways (27, tied) and 10th in total defense (318.3 ypg)
- ▶ As a second-year defensive quality control coach with the Eagles in 2022, contributed to a staff that helped the team advance to Super Bowl LVII ... Philadelphia totaled the 3rd-most sacks (70, tied) in NFL history and finished first in passing defense (179.8 ypg)
- ▶ In his first year with Philadelphia's coaching staff, aided a defense that allowed the 5th-fewest explosive plays (117) in the league
- ▶ With the Blue Devils, worked with the QBs (2020) and DBs (2019) as a graduate assistant ... During the 2019 season, Duke's defense ranked 3rd in the ACC and 24th nationally in passing yards allowed per game ... Helped the Blue Devils rank 4th in the conference in passing yards allowed per game and 5th in pass efficiency defense in 2018
- ▶ Coached the WRs at John Carroll in 2017 ... Also coached the DBs at Mentor (OH) High School during the 2015-16 seasons
- ▶ During his first stint in the NFL, served as a player personnel and development assistant with the Cleveland Browns from 2013-14
- ▶ Played safety in college at Baldwin Wallace (Berea, OH)



BOBBY KING

INSIDE LINEBACKERS



NFL Experience: 15th Year (1st with Eagles)
College: Texas-El Paso Hometown: Louisville, KY

- ▶ Named the Eagles' inside LBs coach during the 2024 offseason after spending two years (2022-23) as the Titans' inside LBs coach
- ▶ In his second season with Tennessee in 2023, assisted a defense that ranked 1st in the league in red zone TD efficiency (37.7%) ... Steered **Azeez Al-Shaair** to a career-high 163 tackles (5th-most in NFL)
- ▶ Oversaw a group of LBs that helped Tennessee pace the NFL in both rushing defense (76.9 ypg) and opponent yards per rush (3.4) in 2022 ... The Titans' LBs also helped limit opponents to just 9 rushing TDs
- ▶ Spent five seasons with the Texans (2017-21), working with the DL (2021), inside LBs (2018-20) and LBs (2017) ... In 2020, directed **Zach Cunningham** to a league-leading and career-best 163 tackles
- ▶ In 2019, facilitated a standout season by **Zach Cunningham**, who recorded the 6th-most tackles (137) in Texans history at the time ... Also guided **Bernardrick McKinney** to his first Pro Bowl nod after the 2018 season, when he produced 105 tackles, 7 PDs and 1.5 sacks
- ▶ Served as the assistant LBs coach for the San Diego Chargers during the 2014-16 seasons ... In 2015, helped guide **Melvin Ingram** to his first career year with double-digit sacks (10.5, T-12th in NFL)
- ▶ Began his NFL coaching career in 2010 as a defensive quality control coach with the Dallas Cowboys under **Wade Phillips'** direction



JASON MICHAEL

TIGHT ENDS



NFL Experience: 19th Year (4th with Eagles)
College: Western Kentucky Hometown: Louisa, KY

- ▶ Joined the Eagles as the TEs coach during the 2021 offseason
- ▶ Guided **Dallas Goedert** to a career-high 59 catches in 2023
- ▶ During the 2022 season, when Philadelphia advanced to Super Bowl LVII, coached **Dallas Goedert** to his second straight year with 700 receiving yards (702) ... Despite missing five games, Goedert still ranked 3rd among TEs in yards after the catch (420) and receiving yards
- ▶ Facilitated a breakout campaign by Goedert in 2021 ... Totaled the 5th-most receiving yards (career-high 830) among NFL TEs ... Ranked 2nd among his position in yards per reception (career-high 14.8)
- ▶ Served as the Colts' TEs coach from 2019-20, where he coached with **Nick Sirianni** ... In 2020, guided **Jack Doyle** to his second Pro Bowl honor after he totaled 43 receptions for 448 yards and 4 TDs
- ▶ Spent four years with the Titans as the QBs coach (2016-17) and offensive coordinator (2014-15) ... Played a key role developing **Marcus Mariota** ... In 2015, **Delanie Walker** made the Pro Bowl after leading all TEs in catches (94) and posting a career-high in yards (1,088)
- ▶ Coached the Chargers' TEs from 2011-13 ... During that span, **Antonio Gates** registered the 4th-most receptions (190) among NFL TEs
- ▶ Worked as a QBs/quality control coach with the Jets in 2006 ... Held a quality control role with the Raiders during the 2005 season



AARON MOOREHEAD

WIDE RECEIVERS

NFL Experience: 5th Year (5th with Eagles)
College: Illinois Hometown: Deerfield, IL



SUPER BOWL CHAMPION: 2006 (XLI)

- ▶ Enters his fifth overall season as the Eagles' WRs coach
- ▶ Helped **A.J. Brown** earn AP All-Pro and Pro Bowl honors in 2023, when he produced 1,456 yards (5th in NFL) on 106 catches (most by WR in team history) ... Brown also set an NFL record with 125+ receiving yards in 6 consecutive games between Weeks 3-8 ... Brown and **DeVonta Smith** (1,066) totaled 1,000+ yards for the second year in a row
- ▶ Oversaw record-breaking performances by **A.J. Brown** and **DeVonta Smith** in 2022, when Philadelphia reached Super Bowl LVII ... The pair became the first 1,000+ yard receiving duo in Eagles history ... Brown produced a franchise-record 1,496 receiving yards
- ▶ Led **DeVonta Smith** to a team rookie receiving record (916) in 2021
- ▶ Served in the same capacity at Vanderbilt from 2018-19
- ▶ Mentored the WRs at Texas A&M from 2015-17, where he led a group that featured **Christian Kirk** and **Josh Reynolds**
- ▶ From 2013-14, worked as the WRs coach at Virginia Tech
- ▶ Spent the 2010-12 seasons as an offensive assistant at Stanford
- ▶ Played five seasons (2003-07) in the NFL with the Indianapolis Colts, including a **Super Bowl XLI** championship after the 2006 campaign
- ▶ Moorehead and his father, Emery (played in NFL from 1977-88), were the first father-son duo to play in and win a Super Bowl



DOUG NUSSMEIER

QUARTERBACKS

NFL Experience: 9th Year (1st with Eagles)
College: Idaho Hometown: Portland, OR



- ▶ Hired as Philadelphia's QBs coach during the 2024 offseason ... Brings more than two decades of coaching experience to the Eagles' staff
- ▶ Coached the L.A. Chargers' QBs in 2023 ... Under his guidance, **Justin Herbert** completed 295-of-517 (65.1%) attempts for 3,134 yards, 20 TDs, 7 INTs, and a 93.2 passer rating in 13 games ... Herbert registered the 6th-best TD-INT ratio (2.9) and 9th-most passing TDs in the NFL through Week 14 before sustaining a season-ending injury
- ▶ Spent five seasons with the Dallas Cowboys (2018-22), including stints as the QBs coach (2020-22) and TEs coach (2018-19) ... From 2020-22, Dallas produced the 4th-most total yards per game (378.0) in the league, despite using five different starting QBs in that span
- ▶ In 2022, **Dak Prescott** returned from injury midseason and ranked T-1st in the NFL with 20 passing TDs from Weeks 10-18 ... In 2021, Prescott threw for a franchise-record 37 TDs while ranking 3rd in the NFL with a 104.2 passer rating ... Prescott also averaged 371.2 passing yards per game through the first five weeks of the 2020 season, setting an NFL record before enduring an injury that ended his year prematurely
- ▶ From 2008-17, served as an offensive coordinator/QBs coach in the collegiate ranks at Florida (2015-17), Michigan (2014), Alabama (2012-13), Washington (2009-11) and Fresno State (2008) ... Captured the 2013 BCS National Championship with the Crimson Tide



JEREMIAH WASHBURN

DEFENSIVE ENDS/OUTSIDE LINEBACKERS

NFL Experience: 23rd Year (6th with Eagles)
College: Arkansas Hometown: Shelby, NC



- ▶ Begins his sixth season with the Eagles and third as the team's DEs/OLBs coach ... Served as Philadelphia's senior defensive assistant from 2020-21 after joining as an advanced projects coordinator in 2019
- ▶ In 2023, helped **Haason Reddick** earn his second Pro Bowl honor after recording a career-high 70 pressures with 23 QB hits, 13 TFLs and 11.0 sacks ... **Josh Sweat** also produced a career-high 75 pressures
- ▶ A member of an Eagles staff that helped the team reach Super Bowl LVII in 2022 ... Oversaw a group of edge rushers that helped engineer the 3rd-most sacks (70) in NFL history ... Philadelphia also became the first team to have four different players record double-digit sacks in the same year ... **Haason Reddick** received first-team AP All-Pro honors after finishing 2nd in the league with a career-high 16.0 sacks
- ▶ In 2021, helped an Eagles defense that allowed the 9th-fewest rushing yards per game (107.9) and 10th-fewest total yards per game (328.8)
- ▶ Served as the OL coach for the Dolphins in 2018 ... Spent the 2017 season coaching the Bears' OL after working as the assistant OL coach with the Dolphins in 2016 ... Began his NFL coaching career with the Lions as an OL coach (2013-15) and assistant OL coach (2009-12)
- ▶ Spent six years with the Ravens working as an area scout (2005-08) and player personnel assistant (2003-04) ... Also served as a football operations assistant for the Panthers in 2002




JOE PANNUNZIO

ASSISTANT SPECIAL TEAMS COORDINATOR

NFL Experience: 8th Year (8th with Eagles)
College: Southern Colorado Hometown: Pueblo, CO



- ▶ Named the Eagles' assistant special teams coordinator in 2021
- ▶ In 2023, assisted a unit that saw **Jake Elliott** establish a team record in FG percentage (93.8%), while **Braden Mann** set club marks in gross (49.8) and net (43.9) punting average ... **Britain Covey** led the NFL in punt return yards (417) and ranked 2nd in punt return average (14.4)
- ▶ Helped Philadelphia advance to Super Bowl LVII in 2022
- ▶ Supported a special teams operation that featured Pro Bowler **Jake Elliott**, who posted a then-team-record 90.9% FG percentage
- ▶ Re-joined Philadelphia's coaching staff in 2019 as the director of team development and held that role for two years
- ▶ Served as the special teams coordinator/TEs coach (2017) and RBs coach (2018) at Alabama after working as the Eagles' director of personnel operations (2015-16) ... Also spent 2011-14 at Alabama
- ▶ Worked as the TEs coach/special teams coordinator at Miami (FL) from 2006-10 ... Tutored players such as **Greg Olsen** and **Jimmy Graham**
- ▶ Was the head coach at Murray State from 2000-05
- ▶ Coached under **Tommy Tuberville** at both Auburn (1999) and Mississippi (1995-98), working with the TEs and special teams ... Also had the same position with **Jim Wacker** at Minnesota (1992-94) ... Was the OL/TEs/special teams coach under Wacker at TCU (1990-91)



TYLER BROWN

SPECIAL TEAMS ASSISTANT

NFL Experience: 4th Year (4th with Eagles)
College: Rowan Hometown: Marlton, NJ



- ▶ Named a special teams assistant during the 2023 offseason after originally joining the staff as special teams quality control coach in 2021
- ▶ Supported a special teams group that ranked 1st in the NFL in special teams DVOA (4.2%) and 5th in *Pro Football Focus* special teams grade (89.0) in 2023 ... **Jake Elliott** established a franchise record in FG percentage (93.8%) and **Braden Mann** set team marks in gross (49.8) and net (43.9) punting average ... **Britain Covey** also led the NFL in punt return yards (417) and ranked 2nd in punt return average (14.4)
- ▶ Aided a special teams coaching staff that helped guide the Eagles to a Super Bowl LVII appearance during the 2022 campaign
- ▶ In his first year with the Eagles, aided a special teams unit led by **Jake Elliott**, who registered a then-club-record 90.9% FG percentage
- ▶ Spent five seasons at Michigan as a special teams graduate assistant (2019-20) and special teams analyst (2016-18) under **Jim Harbaugh**
- ▶ Was a special teams consultant under **Matt Rhule** at Temple (2014-15)
- ▶ Mentored by his father, Randy, who is a special teams coach with the Ravens and previously worked with the Eagles from 2004-05
- ▶ While attending Rowan University, trained specialists and established a track record of working with some of the top all-conference and all-state high school kickers in New Jersey



T.J. PAGANETTI

RUN GAME SPECIALIST/ASSISTANT OL

NFL Experience: 10th Year (10th with Eagles)
College: Oregon Hometown: Bedford, MA



SUPER BOWL CHAMPION: 2017 (LII)

- ▶ Named the Eagles' run game specialist/assistant OL coach in 2024
- ▶ Served as Philadelphia's run game specialist/assistant TEs coach in 2023 ... Assisted **Dallas Goedert** to a career-high 59 receptions
- ▶ Helped Philadelphia advance to Super Bowl LVII in 2022
- ▶ As an offensive quality control coach in 2021, helped the Eagles rank 1st in the NFL with team records in rushing yards (2,715) and rushing TDs (25) ... The Eagles also produced the 4th-highest third-down percentage (franchise-record 45.7%) and ranked 5th in turnovers (16)
- ▶ Served as the Eagles' assistant RBs coach for two seasons (2019-20) and was also the assistant run game coordinator in 2020
- ▶ Assisted **Miles Sanders'** PFWA All-Rookie season in 2019
- ▶ Helped coach one of the NFL's most dominant OLs during the Eagles' **Super Bowl LII**-winning campaign in 2017 ... That season, Philadelphia ranked 3rd in the NFL in rushing yards per game (132.2)
- ▶ Returned to the Eagles' coaching staff as an offensive quality control/assistant OL coach in 2017 and served in that role for two seasons
- ▶ During his time as an analyst, the Eagles established team records in points (474), TDs (54), passing yards (4,581) and first downs (356) in 2014 and total yards (6,676) and fewest turnovers (19) in 2013
- ▶ Held various coaching roles at Oregon (2007-12, 2015-16)



KYLE VALERO

OFFENSIVE ASSISTANT

NFL Experience: 14th Year (1st with Eagles)
College: Florida State Hometown: Fountain Valley, CA



- ▶ Hired by Philadelphia as an offensive assistant in 2024 after spending the previous nine years of his career with the Cowboys (2014-22)
- ▶ From 2020-22, served as Dallas' quality control/analytics coach while working closely with the team's WRs ... In 2022, helped Dallas rank 4th in the NFL in scoring (27.5 ppg) while assisting **CeeDee Lamb** to top-6 finishes among WRs in catches (107), yards (1,359) and TDs (9)
- ▶ During the 2021 season, helped in the Cowboys' offensive game-planning that produced the No. 1-ranked total offense (407.0 ypg) and scoring offense (31.2 ppg) in the league ... **CeeDee Lamb** (1,102) also recorded his first 1,000+ yard season en route to Pro Bowl honors
- ▶ In 2020, the Cowboys' WR corps finished 3rd in the NFC in receiving yards (4,511) and 1st in receptions (413) despite undergoing four QB changes that season ... Helped **CeeDee Lamb** set a franchise rookie mark for receptions (74) while totaling 934 yards ... **Amari Cooper** also finished with a career-high 92 catches for 1,114 yards and 5 TDs
- ▶ Prior to joining the Cowboys, spent four years as an offensive assistant with the Lions, holding the titles of assistant WRs coach (2013) and offensive quality control coach (2010-12) ... During his time in Detroit, worked with Pro Football Hall of Famer **Calvin Johnson**, who set the NFL single-season record for receiving yards (1,964) in 2012
- ▶ Spent two years as a student assistant at Florida State (2008-09)



RONELL WILLIAMS

ASSISTANT LINEBACKERS/DEFENSIVE QC

NFL Experience: 6th Year (2nd with Eagles)
College: West Chester Hometown: Chester, PA



- ▶ Enters his first year as Philadelphia's assistant LBs/defensive quality control coach after serving as the nickels coach in 2023
- ▶ Helped navigate injuries throughout the 2023 season by developing a group of young DBs and mixing in veteran experience at the slot
- ▶ Prior to joining the Eagles' staff, spent five years working as a defensive quality control coach with Chicago (2019-22),
- ▶ In 2021, supported a Bears defense that led the NFL in sacks per pass attempt (10.3%) and totaled the 4th-most sacks (48) overall, including a franchise-record 18.5 sacks by **Robert Quinn** ... Chicago finished 3rd in passing defense (191.6 ypg) and 6th in total defense (316.7 ypg)
- ▶ During the 2020 campaign, helped the Bears rank 5th in red zone defense (54.7%) as well as 8th in third-down defense (38.1%)
- ▶ In his first year with Chicago in 2019, aided a unit that registered top 10 rankings in total defense (324.1 ypg, 8th), passing defense (222.1 ypg, 9th) and rushing defense (102.0 ypg, 9th)
- ▶ Before his time with the Bears, spent the 2017-18 seasons as a graduate assistant/defensive analyst at Temple ... Also served as the LBs coach at Widener during the 2016 campaign
- ▶ A native of Chester, PA, who played collegiately at West Chester as a LB, where he led the team in tackles from 2011-13



ERIC DICKERSON

OFFENSIVE QUALITY CONTROL



NFL Experience: 4th Year (4th with Eagles)
College: South Carolina State Hometown: Goose Creek, SC

- ▶ Named an offensive quality control coach in 2022 after working as a defensive assistant in 2021 ... First joined the Eagles' staff through the NFL's Bill Walsh Diversity Coaching Fellowship Program
- ▶ Supported an offense that set an Eagles record in third-down percentage (48.0%, 3rd in NFL) for the second consecutive year in 2023
- ▶ Aided an Eagles coaching staff that helped the team advance to Super Bowl LVII in 2022 ... Assisted a record-breaking offense that set club marks in points (477), scrimmage TDs (57), rushing TDs (32), third-down conversion rate (45.9%) and red zone TD efficiency (67.8%)
- ▶ During the 2021 season, contributed to an Eagles defensive unit that allowed the 5th-fewest explosive plays (117) in the NFL, while ranking 10th in opponent yards per game (328.8) ... Philadelphia also tied for the 2nd-most defensive TDs (5) in the league
- ▶ Before the Eagles, spent three years at Duke as a football analyst from 2018-20, working on special teams and with the WRs/TEs on offense ... In that span, the Blue Devils produced Top 3 ACC finishes in kickoff return yards and punt return yards in 2019 and 2020 ... Helped guide **Noah Gray** to second-team All-America accolades after he totaled the 2nd-most receptions (51) by a TE in program history in 2019
- ▶ Started his coaching career working with the TEs and FBs at his alma mater, South Carolina State, during the 2017 campaign



TYLER SCUDDER

DEFENSIVE QUALITY CONTROL



NFL Experience: 4th Year (4th with Eagles)
College: West Virginia Hometown: Gettysburg, PA

- ▶ Named a defensive quality control coach during the 2024 offseason
- ▶ Served as an assistant LBs coach in 2023 ... Helped coach **Nicholas Morrow** to 93 tackles with career highs in TFLs (12) and sacks (3.0)
- ▶ In 2022, supported Philadelphia's defense en route to Super Bowl LVII ... The Eagles posted the 3rd-most sacks (70) in NFL history while also ranking 1st in passing defense (179.8 ypg), 2nd in total defense (301.5 ypg), 3rd in opponent passer rating (81.6) and 4th in takeaways (27)
- ▶ In his debut season with Philadelphia, aided a staff that guided the team to a 9-8 record and playoff berth, producing numerous franchise records and Top 10 NFL rankings in all three phases
- ▶ Prior to Philadelphia, enjoyed a three-year stint as a senior defensive quality control coach at Iowa State (2018-20) ... With the Cyclones, helped Iowa State reach Top 3 Big 12 rankings in scoring defense in 2018 (22.9 ppg, 1st), 2019 (25.9 ppg, 3rd) and 2020 (21.4 ppg, 2nd)
- ▶ Spent four years at Duquesne as co-defensive coordinator/LBs coach (2015-17) and LBs coach (2014) ... **Christian Kuntz**, became the NEC's all-time sack leader (30.5) and was a three-time FCS All-American
- ▶ Mentored the CBs and LBs at Indiana University of Pennsylvania (2010-12) ... The Crimson Hawks ranked 1st in Division II football in scoring defense (12.5 ppg) and total defense (257.9 ypg) in 2012



TYLER YELK

HEAD COACH QUALITY CONTROL



NFL Experience: 2nd Year (2nd with Eagles)
College: Minnesota-Duluth Hometown: Arlington, WI

- ▶ Enters his second year with the Eagles' coaching staff ... Named head coach quality control during the 2024 offseason after originally joining the organization as the assistant to the head coach in 2023 ... Prior to that, spent the previous 14 seasons working in the collegiate ranks
- ▶ Supported a staff that helped guide the team to an 11-6 record and playoff appearance during his first season in Philadelphia in 2023
- ▶ In 2022, coached the safeties at Idaho and assisted a defense that led the conference and ranked T-5th overall in the FCS in INTs (16) ... In addition, the Vandals finished 2nd among Big Sky programs in total defense (336.8 ypg) as well as 3rd in passing defense (190.0 ypg)
- ▶ Coached the safeties and nickels at Temple from 2019-21
- ▶ Worked with the safeties at Northern Illinois in 2018 ... Helped the Huskies rank 1st in the conference in both scoring and total defense
- ▶ From 2016-17, served as the co-defensive coordinator and safeties coach at South Dakota ... Also worked at Western Illinois as the DBs/special teams coach (2013-14) and co-defensive coordinator (2015)
- ▶ Began his coaching career at his alma mater, Minnesota-Duluth, in 2009 ... In 2010, when Minnesota-Duluth claimed the NCAA Division II title, he became the first Bulldog to win a national championship as both a player and coach



DOM DISANDRO

SENIOR ADVISOR TO THE G.M./CHIEF SECURITY OFFICER/GAMEDAY COACHING OPERATIONS



NFL Experience: 26th Year (26th with Eagles)

SUPER BOWL CHAMPION: 2017 (LII)

- ▶ Enters his 26th year with the Eagles ... Added the title and responsibilities of gameday coaching operations during the 2024 offseason
- ▶ Oversees all safety and security matters for players, coaches, and executives ... Also directs security at the team's training complex, is responsible for security measures related to team travel and logistics, and provides education on the NFL's personal conduct policy
- ▶ Originally joined the organization in 1999



EXECUTIVE ADMINISTRATION

Jeffrey Lurie Chairman and Chief Executive Officer
Don Smolenski President
Aileen Dargosa Senior Vice President, General Counsel and Administrative Officer
Tina D’Orazio Senior Vice President & Chief of Staff, Office of the Chairman/CEO
Frank Gumieny Senior Vice President, Chief Operating Officer
Jen Kavanagh Senior Vice President, Media and Marketing
Bob Lange Senior Vice President, Communications
Jason Miller Senior Vice President, Operations
Brian Napoli Senior Vice President, Corporate Partnerships

EXECUTIVE ADMINISTRATION SUPPORT

Lee Ann Hartley Vice President & Senior Advisor to the Chairman/CEO
Christian Molnar Director of Team Relationships
Daniel Goldsmith Business Manager
Alexandra Gunther Operations Coordinator, Office of the Chairman/CEO
Katy Moroz Executive Assistant
Liz Reed Executive Assistant to President
Tara Sutphen Operations and Event Manager, Office of the Chairman/CEO
Jessica Teson Executive Assistant

FOOTBALL OPERATIONS

Howie Roseman Executive Vice President/General Manager
Jon Ferrari Assistant General Manager
Alec Halaby Assistant General Manager
Bryce Johnston Senior Vice President/Tertiary Football Executive
Dom DiSandro Senior Advisor to the General Manager/Chief Security Officer/Gameday Coaching Operations
Adam Berry Vice President of Football Operations and Strategy
Anthony Cozzi Vice President of Software Innovation
Greg Delimitros Vice President of Equipment Operations
Patrick Dolan Vice President of Football Technology
Jeff Scott Vice President of Football Operations
Connor Barwin Head of Football Development and Strategy
Paul Lancaster Senior Director of Player Engagement
Katie David Chief of Staff to the General Manager
Kevin Dougherty Director of Video Operations
James Gilman Director of Football Analytics
Dan Ryan Director of Team Travel and Football Logistics
Jon Liu Assistant Director of Football Analytics
Kathy Mair Player Resource Coordinator/Assistant Director of Player Engagement
Tom Rossi Assistant Director of Football Technology
Craig Blake Assistant Equipment Manager
Nick Church Lead Software Innovator
Zach Drapkin Senior Quantitative Analyst
Kanisha Gonzalez Video Assistant
Peter Gould Assistant Equipment Manager
Matt Leo Player Development Assistant
Ryan Maddocks Manager of Video Operations
Kevin Mahon Football Creative Services Producer
Patrick McDowell Player Development Assistant/Scout
Edward Miller Assistant Equipment Manager
Isabel Pantle Quantitative Analyst
Elsie Reyes Administrative Assistant, Football Operations
Marlon Sanders Video Assistant
Zachary Steever Senior Quantitative Analyst
Nick Still Assistant Equipment Manager

SCOUTING

Charles Walls Vice President of Player Personnel
Alan Wolking Vice President of Player Personnel
Dave Caldwell Senior Personnel Director/Advisor to the General Manager
Matt Russell Senior Personnel Director/Advisor to the General Manager
Brandon Hunt Senior Director of Scouting
Anthony Patch Senior Director of College Scouting
Phil Bhaya Director of Player Personnel
Ameena Soliman Director of Football Operations/Pro Scout
Jeremy Gray Assistant Director of Player Personnel
Ryan Myers Assistant Director of College Scouting
Cam Bradfield Southwest Area Scout
Lee DiValerio Southeast Area Scout
Jordon Dizon National Scout
Matt Holland Midwest Area Scout
Ben Ijalana Northeast Area Scout
Jarrold Kilburn College/Pro Scout
Rod Streater NFS Scout
Chris Naeole International Scout
Terrence Braxton Player Personnel Coordinator
Laurel McHale Scouting Assistant
Duke Tobin Scouting Assistant

SPORTS MEDICINE AND PERFORMANCE

Tom Hunkele Vice President of Sports Medicine/Head Athletic Trainer
Fernando Noriega Director of Player Performance and Sports Science/Head Strength and Conditioning Coach
Ben Wagner Associate Head Strength and Conditioning Coach
Dustin Woods Interpersonal Performance Director/Associate Strength and Conditioning Coach
Jerome Reid Senior Athletic Trainer
Joseph O’Pella Associate Athletic Trainer
Stephanie Coppola Performance Nutrition Coordinator
Steven Feldman Coordinator of Rehabilitation
Edward Grayer Associate Strength and Conditioning Coach
Shaniece Jackson Assistant Athletic Trainer
Autumn Lockwood Associate Performance Coach
Monte Wong Coordinator of Rehabilitation

ACCOUNTING

Tony Orazi Vice President of Financial Reporting
Andrea Sorli Vice President of Finance and Accounting
Jeanine Burness Payroll & HRIS Manager
Jessica Campbell Staff Accountant
Sasha Jones Accounting Coordinator
Alison Neville Accounting Manager
Kathleen Rosi Accounts Payable Manager

HUMAN RESOURCES

Kristie Pappal Vice President of Human Resources
Erik Rausch Director of Human Resources
Lauren Durr Human Resources Generalist
Ellie Hodgkin Human Resources Coordinator
Ari Manelis HR Engagement Specialist
Colleen Scoles Talent Acquisition Manager
Kelly Whitt HRIS Specialist

JOY

Reggie White Lurie Director of Joy

STRATEGY

Julian Lurie Business and Football Operations Strategy



LEGAL

Marla Axelrod Vice President, Deputy General Counsel

EAGLES ENTERTAINMENT

Sarah Zangrilli Vice President of Digital Strategy
 Julie Bacanskas Director of Social Media
 Ray Doyle Director of Feature and Creative Production
 Stacy Kelleher Director of Production
 Alessandra Lane Director of Live Event Production
 Chris Barletto Senior Feature Producer
 Blaise Basile Senior Feature Producer and Cinematographer
 JohnPaul Beattie Audio Engineer
 Jamal Cooley Senior Digital Designer, Graphics
 Fran Duffy Analysis Content Manager
 Donovan Edwards Special Projects Producer and Editor
 Melissa Higgins Studio Production Manager
 Matt Hill Associate Producer
 Erin Hodges Social Media Manager
 Wes Lauria Digital Asset Coordinator
 Joshua Lee Senior Digital Designer, Motion
 Kiel Leggere Photography Director
 Chris McPherson Senior Manager, Digital Media
 Mike O'Connor Senior Editor
 Chris Rutledge Digital Product Manager
 Miyah Sizer Social Media Coordinator
 Dave Spadaro Eagles Insider
 Gino Tomac Lead Content Producer
 Melissa Ward Digital Product Coordinator
 Kelsey Welsh Short Form Content Specialist
 Jennifer White Senior Manager, Digital Assets

BUSINESS DATA AND ANALYTICS

Tanmay Patel Vice President of Business Data and Analytics
 Andrew Kromer Data Engineer
 Julia Nowels Consumer Insights Manager

COMMUNICATIONS

Brett Strohsacker Vice President of Football Communications
 Anthony Bonagura Director of Corporate Communications
 John Gonoude Senior Manager, Football Communications
 Emily Heineman Communications Coordinator
 Shane Ramsey Communications Coordinator

COMMUNITY RELATIONS

Julie Hirshey Vice President of Community Relations
 Carly Pennacchia Director of Community Relations
 Brendan Clark Community Relations & Youth Football Coordinator
 Daniel Levy Youth Football and Community Relations Manager
 Taylor Wilson Community Relations Senior Coordinator

INFORMATION TECHNOLOGY

John Pawling Vice President of Information Technology
 Bill Mizell Director of Information Security and Network Infrastructure
 Christiaan Coslett Solutions Engineer
 Mike Gibboni Senior Systems Administrator
 Terrance Hopkins Technical Support Specialist
 Scott Jaudas Telecommunications Administrator
 Steve Jones Technical Support Specialist
 Michael Le Technical Support Specialist

MARKETING

Brian Papson Vice President of Marketing
 Poorya Nayerahmadi Director of Marketing
 Lamar Bustion Marketing Communications Coordinator

Jessica Cashin Senior Manager, Marketing
 Christine Dorn Graphic Design Manager
 Andrew Gerdes Marketing Coordinator
 Denise Kozul Marketing and Executive Assistant
 Scarlet Morgan Junior Graphic Designer
 Joey Petti Marketing Coordinator
 Matthew Schwenk Senior Designer

ENTERTAINMENT TEAMS

Barbara Zaun Director of Entertainment Teams
 Kevin di Girolamo Assistant to SWOOP

CORPORATE PARTNERSHIP SALES AND ACTIVATION

Tracy Foster Vice President of Corporate Partner Activation
 Maura Strohsacker Director of Corporate Partner Activation
 Ernie Burrell Senior Sales Director, Corporate Partnerships
 Shane Campbell Corporate Partner Activation Manager
 Ryan Cullen Partnerships Activation Account Executive
 Mark DiFrancesco Corporate Partnership Activation Coordinator
 Nikki Jost Senior Manager, Corporate Partner Activation
 Griffin Kennedy Account Executive, Corporate Partnerships
 Nick Michaels Corporate Partnerships Director
 Ryan Sheehan Corporate Partnerships Director
 Emily Shields Corporate Partnership Activation Manager
 Erica Sorrels Activation and Partner Solutions Manager

PREMIUM SALES AND SERVICES

Greg DeLuca Vice President of Premium Development and Services
 Mat Warner Vice President of Premium Sales
 Pat Jeffries Premium Sales Director
 Joe Malatesta Senior Sales Director, Premium Suite Sales
 Drew Masciangelo Senior Manager, Premium Sales and Service
 Clark Minken Premium Sales Director
 Brandon Pickett Premium Services Account Executive
 Jessica Philippou Assistant Manager, Suite Services
 Emma Danner Premium Services Account Executive
 Brandon Sochovka Assistant Manager, Suite Services

FACILITIES AND STADIUM OPERATIONS

JP Hayslip Vice President of Facility Security
 Ryan Hummel Vice President of Facilities Operations
 Tom Brennan Director of Facilities
 Otha Bledsoe Electrician
 John Candelori Carpenter
 Tom Caracciolo Senior Manager, Event Conversions
 James Carter A/V Systems Manager
 Edward Dean Facilities
 Steph DeAngelis Facility Operations Coordinator
 Chris DeBellis NovaCare Facility Manager
 Fred DeVice Controls Technician
 William Dunfee Plumber
 Robert Ferrara Carpenter
 Chris Fink Project Manager
 Mike Giovinetti Carpenter
 Colleen Iskenian Senior Manager, Facility Security
 Cristian Narino Garcia Building Maintenance Coordinator
 Chris Golderer Steamfitter
 Lou Giorla Carpenter/Foreman
 Tajmir Harris Shipping and Receiving Coordinator
 Michael Hartman Carpenter
 Bob Hellmuth Steamfitter
 Shawn James Carpenter
 Herbert Keyser Electrician/Foreman
 Vimal Koruth Conversions Coordinator
 Ray Murphy Plumber/Foreman



Jennifer Mastrangelo Operations Administration Manager
 Josh Mayer Event AV Technician
 Greg Poda Operations Services Director
 Rich Prutzman Warehouse Supervisor
 Tom Riley Steamfitter/Foreman
 David Sullivan Senior Broadcast and Media Engineer
 Bridget Waldron Facilities Security Coordinator
 Stephen Weingarten Lincoln Financial Field Facility Manager
 Wayne Zarnowski Electrician

TICKET OPERATIONS

Kevin Sorli Vice President of Ticket Operations
 Doug Lesser Ticket Operations Finance Manager
 Nicki Luff Ticket Operations Manager
 Jim McCafferty Senior Manager, Special Event Ticketing

FAN SERVICES

Norman Vosschulte Vice President of Fan Experience
 and Sustainability
 Brian Dea Assistant Director, Fan Services
 Paige Davenport Season Ticket Member Services Coordinator
 Megan McGuire Event Staff Operations Manager
 Katherine Mulders Event Staff Experience Coordinator
 Kobie Tuckson Event Staff Operations Coordinator
 Lillian Shevlin Fan Services Coordinator

MERCHANDISE

Emily McNichol Vice President of Merchandise
 Isaac Brubaker Merchandise Inventory Operations Manager
 Timothy Crouch Senior Manager, Merchandise
 Adam Geremski Merchandise Warehouse Coordinator
 MK Meagher Rockvale Pro Shop Coordinator
 Brittany Mecca Pro Shop Manager,
 Lincoln Financial Field/Cherry Hill
 Josh Kulp Rockvale ProShop Coordinator

GROUNDS

Tony Leonard Vice President of Grounds
 John Ferraro Landscape Coordinator
 Eddie Harbaugh Senior Manager, Sports Field
 Shawn Mackin Field Maintenance Coordinator
 Josh Riley Mechanic
 Chris Weaver Landscape Manager

EVENT OPERATIONS

Chris Sharkoski Vice President of Event Operations
 Evan Andersen Event Operations Coordinator
 Colette Brandt Events Coordinator
 Lauren Hayes Events Coordinator

EAGLES AUTISM FOUNDATION

Ryan Hammond Executive Director
 Cathryn Antonacio Strategic Partnerships & Fundraising Coordinator
 Makayla Brant EAF Peer to Peer Fundraising Coordinator
 Sloan Maas Program Coordinator
 Kirsten Saraceni Scientific Programs and Inclusion Initiatives Director
 Olivia Schaller Marketing and Communications Manager to EAF
 Broklynn Gomez Scientific Programs and
 Inclusion Initiatives Coordinator



PLAYER BIOS



[FRONT OFFICE & COACHING STAFF](#)

[PLAYER BIOS](#)

[2023 EAGLES STATISTICS](#)

[RECORD BOOK](#)

[ALL-TIME RESULTS](#)

[ALL-TIME ROSTERS](#)

[HONORS & HISTORY](#)

[YEAR-BY-YEAR STATISTICS](#)

[OFF THE FIELD](#)



GOTTLIEB AYEDZE

TACKLE | 61

(pronounced AH-yed-jay)

Height: 6-4 Weight: 309 DOB: April 10, 2000 (Age 24)
 NFL Experience: Rookie (1st with Eagles) Draft: UDFA-24 by PHI
 College: Maryland Hometown (HS): Germantown, MD (Northwest)



COLLEGE STATISTICS

Year	School	GP	OFF SNAPS	
			No	Pct
2019	Frostburg State	11	---	---
2020	Frostburg State	4	---	---
2021	Frostburg State	11	---	---
2022	Frostburg State	11	---	---
2023	Maryland	11	---	---
Totals		48	---	---

BIRDSEED

- ▶ Was born in the United States, but moved to Togo, a country in West Africa, when he was 5 years old ... Returned to the United States when he was 15 years old and moved in with his uncle ... Is fluent in French and speaks it when communicating with family and friends in Togo
- ▶ Began playing football during his senior year at Northwest (MD) High School ... Didn't know what football was prior to that ... Originally competed in soccer when he arrived at Northwest, but was encouraged by others to play football considering his 6-foot-4, 250-pound frame
- ▶ His head coach at Frostburg State (MD), DeLane Fitzgerald, gives credit to Ayedze as a major reason why the school was able to move from Division III to Division II ... Following a 10-1 season during the Bobcats' second year at the Division II level, Ayedze transferred to Maryland

COLLEGE HIGHLIGHTS

- ▶ Played five collegiate seasons at Maryland (2023) and Frostburg State (2019-22), appearing in 48 combined games ... Earned three first-team All-Mountain East Conference selections while at Frostburg State
- ▶ During his lone season at Maryland, helped QB Taulia Tagovailoa establish a new record as the Big Ten's all-time leader in passing yards (11,256) ... Earned an invite to the East-West Shrine Bowl after helping the Terrapins lead the conference in passing offense (278.9 ypg)

TRANSACTIONS

- ▶ **2024** - Signed by PHI as UDFA





SAQUON BARKLEY

RUNNING BACK | 26

(pronounced SAY-kwon)

Height: 6-0 Weight: 232 DOB: Feb. 9, 1997 (Age 27)

NFL Experience: 7th Year (1st with Eagles) Draft: D1-18 (2nd overall) by NYG Acquired: FA-NYG-24

College: Penn State Hometown (HS): Coplay, PA (Whitehall)



PRO BOWL: 2019, 2023 NFL OROY: 2018 ALL-ROOKIE: 2018

CAREER STATISTICS

Year	Team	GP/S	RUSHING					RECEIVING					TYS	OFF SNAPS	
			Att	Yds	Avg	Lg	TD	Rec	Yds	Avg	Lg	TD		No	Pct
2018	N.Y. Giants	16/16	261	1,307	5.0	78t	11	91	721	7.9	57t	4	2,028	852	83%
2019	N.Y. Giants	13/13	217	1,003	4.6	68t	6	52	438	8.4	65	2	1,441	728	68%
2020	N.Y. Giants	2/2	19	34	1.8	18	0	6	60	10.0	38	0	94	67	7%
2021	N.Y. Giants	13/13	162	593	3.7	41	2	41	263	6.4	54t	2	856	513	47%
2022	N.Y. Giants	16/16	295	1,312	4.4	68	10	57	338	5.9	41	0	1,650	856	75%
2023	N.Y. Giants	14/14	247	962	3.9	36	6	41	280	6.8	46	4	1,242	717	65%
Totals		74/74	1,201	5,211	4.3	78t	35	288	2,100	7.3	65	12	7,311	---	---

PLAYOFFS

2022	N.Y. Giants	2/2	18	114	6.3	39	2	7	77	11.0	24	0	191	---	---
Totals		2/2	18	114	6.3	39	2	7	77	11.0	24	0	191	---	---

ADDITIONAL STATISTICS

Fumbles/Lost: 6/3 - 2019 (1/0), 2021 (2/1), 2022 (1/0), 2023 (2/2) Fumble Recoveries: 3 - 2019 (1), 2023 (2)

CAREER HIGHS

Rush Attempts	36	10/29/23 vs. NYJ
Rushing Yards	189	12/22/19 at Was.
Rushing Long	78t	12/9/18 at Was.
Rushing TDs	2	4x, last: 1/7/24 vs. Phi.
Receptions	14	9/16/18 at Dal.
Receiving Yards	99	10/11/18 vs. Phi.
Receiving Long	65	11/4/19 vs. Dal.
Receiving TDs	2	2x, last: 11/19/23 at Was.
Scrimmage Yards	279	12/22/19 at Was.
Scrimmage TDs	3	11/18/18 vs. TB

BIRDSEED

- ▶ Honored as the Giants' Walter Payton NFL Man of the Year candidate in 2022 and 2023 ... The award is considered the NFL's most prestigious honor and recognizes players who have exhibited excellence on the field as well as a passion to impact the lives of others
- ▶ Created the Michael Ann and Saquon Barkley Hope Foundation ... The group's mission is to support the goals and dreams of youth through scholarships, educational assistance and athletics guidance
- ▶ Established the Saquon Barkley Center of Excellence with St. Luke's University Health Network in Whitehall, PA, to bring opportunities to underserved youth with a focus on physical activity and academics
- ▶ Comes from a family with a boxing history ... His father, Alibay, was an amateur boxer, while his great uncle, Iran Barkley, was a professional boxer and world champion in three different weight divisions

CAREER HIGHLIGHTS

- ▶ Originally selected by the Giants with the 2nd-overall pick in the 2018 NFL Draft ... Spent the first six seasons (2018-23) of his career in New York, rushing for 5,211 yards and 35 TDs on 1,201 carries (4.3 avg.) while catching 288 passes for 2,100 yards (7.3 avg.) and 12 TDs
- ▶ Earned his second **Pro Bowl** nod and was named one of three finalists for the NFL Comeback Player of the Year Award after the 2022 campaign ... Totaled career highs in carries (295) and rushing yards (1,312) while producing 10 TDs and hauling in 57 passes for 338 yards
- ▶ Voted the **NFL Offensive Rookie of the Year** while earning **Pro Bowl** and PFWA **All-Rookie** honors following the 2018 season, when he produced Giants rookie records with 1,307 rushing yards (2nd in the NFL in 2018), 91 catches and 15 total TDs (11 rushing, 4 receiving)





2023 GAME-BY-GAME STATISTICS (NYG)																	
Date	Opp			RUSHING					RECEIVING					OFF SNAPS			
				Att	Yds	Avg	Lg	TD	Rec	Yds	Avg	Lg	TD	TYS	No	Pct	
Sep 10	Dal		L	1/1	12	51	4.3	18	0	3	12	4.0	7	0	63	45	64%
Sep 17	at Ari		W	1/1	17	63	3.7	16	1	6	29	4.8	10	1	92	66	97%
Sep 21	at SF		L	0/0	INACTIVE												
Oct 2	Sea		L	0/0	INACTIVE												
Oct 8	at Mia		L	0/0	INACTIVE												
Oct 15	at Buf		L	1/1	24	93	3.9	34	0	4	5	1.3	3	0	98	60	78%
Oct 22	Was		W	1/1	21	77	3.7	12	0	3	41	13.7	32t	1	118	57	84%
Oct 29	at NYJ		L	1/1	36	128	3.6	34	0	3	0	0.0	1	0	128	67	89%
Nov 5	at LV		L	1/1	16	90	5.6	26	0	3	23	7.7	12	0	113	47	75%
Nov 12	at Dal		L	1/1	13	66	5.1	21	0	1	-5	-5.0	-5	0	61	35	61%
Nov 19	at Was		W	1/1	14	83	5.9	36	0	4	57	14.3	24t	2	140	50	91%
Nov 26	NE		W	1/1	12	46	3.8	19	0	1	6	6.0	6	0	52	42	81%
Dec 11	GB		W	1/1	20	86	4.3	34	2	3	15	5.0	7	0	101	48	86%
Dec 17	at NO		L	1/1	9	14	1.6	4	0	2	23	11.5	17	0	37	31	50%
Dec 25	at Phi		L	1/1	23	80	3.5	12	1	3	4	1.3	4	0	84	56	89%
Dec 31	LAR		L	1/1	12	39	3.3	13	0	3	19	6.3	9	0	58	66	89%
Jan 7	Phi		W	1/1	18	46	2.6	11	2	2	51	25.5	46	0	97	47	70%
Totals				14/14	247	962	3.9	36	6	41	280	6.8	46	4	1,242	717	65%

MOST RUSHING YARDS		
Date	Opponent	Yds
12/22/19	at Washington Redskins (W, 41-35)	189
12/9/18	at Washington Redskins (W, 40-16)	170
9/11/22	at Tennessee Titans (W, 21-20)	164
11/13/22	vs. Houston Texans (W, 24-16)	152
10/2/22	vs. Chicago Bears (W, 20-12)	146
11/18/18	vs. Tampa Bay Buccaneers (W, 38-35)	142
10/11/18	vs. Philadelphia Eagles (L, 13-34)	130
10/29/23	vs. New York Jets (L, 10-13)	128
12/2/18	vs. Chicago Bears (W, 30-27)	125
9/8/19	at Dallas Cowboys (L, 17-35)	120

Hobbies: Hanging out with his family and playing golf (loves finding and exploring new courses) ... **If he could have a career outside of football:** TV personality talking about sports and life ... **Surprisingly good at:** Connect Four ... **Karaoke song of choice:** "Let Me Love You" by Mario ... **Favorite athletes to watch:** Shakur Stevenson and Ger-vonta Davis ... **Favorite TV show:** Martin



NOTES TO KNOW

- ▶ Is one of five NFL RBs with 5,000+ rushing yards (5,211) and 2,000+ receiving yards (2,100) since 2018, joining **Ezekiel Elliott**, **Aaron Jones**, **Alvin Kamara** and **Christian McCaffrey** in that category

2023 SEASON - GIANTS

- ▶ Combined for 1,242 scrimmage yards (962 rushing, 280 receiving) and 10 scrimmage TDs (6 rushing, career-high-tying 4 receiving) across 14 games ... Marked his second consecutive season with 1,000+ scrimmage yards and 10+ scrimmage TDs, joining **Derrick Henry** and **Christian McCaffrey** as the only NFL RBs to do so from 2022-23
- ▶ Posted a season-high 140 scrimmage yards (83 rushing, 57 receiving) and 2 TDs in the 31-19 win at Washington (11/19/23) ... Recorded a season-high 128 rushing yards at N.Y. Jets (10/29/23)

COLLEGE HIGHLIGHTS

- ▶ Played collegiately at Penn State (2015-17), finishing his time with 671 carries for 3,843 yards (5.7 avg.) and 43 TDs while catching 102 passes for 1,195 yards (11.7 avg.) with 8 TDs ... Amassed 5,538 total yards on 791 touches for averages of 7.0 yards per play and 145.7 yards per game ... Ended his career as the Nittany Lions' all-time leader in all-purpose yards (5,538), total TDs (53) and rushing TDs (43) ... Additionally, his 318 points were the most ever by a Penn State non-kicker
- ▶ A two-time Big Ten Most Valuable Player (2016-17), Big Ten Offensive Player of the Year (2016-17), Big Ten Running Back of the Year (2016-17) and first-team All-Big Ten selection (2016-17) ... Received the Paul Hornung Award (nation's most versatile player) and was a consensus All-America selection in 2017, when he rushed for 1,271 yards on 217 attempts (5.9 avg.) with 18 TDs, along with 2 kickoff return TDs ... Collected six Big Ten Player of the Week honors in his junior year

TRANSACTIONS

- ▶ **2018** - Drafted by NYG in 1st round (2nd overall) ... **4/28/21** - 5th-year option exercised by NYG ... **11/3/21** - Placed on Reserve/COVID-19 ... **11/5/21** - Activated from Reserve/COVID-19 ... **3/7/23** - Signed by NYG to franchise tag ... **3/13/24** - Agreed to terms with PHI on 3-year contract



ZACK BAUN

LINEBACKER | 53



Height: 6-3 Weight: 225 DOB: Dec. 30, 1996 (Age 27)
 NFL Experience: 5th Year (1st with Eagles) Draft: D3-20 (74th overall) by NO Acquired: FA-NO-24
 College: Wisconsin Hometown (HS): West Bend, WI (Brown Deer)

CAREER STATISTICS

Year	Team	GP/S	TACKLES				PASS RUSH			INTERCEPTIONS				FUMBLES		DEF SNAPS		
			Total	Solo	Asst	TFL	Sacks	QBH	QBP	Int	Yds	Lg	TD	PD	FF	FR	No	Pct
2020	New Orleans	15/3	8	3	5	1	0.0	0	1	0	0	--	0	0	0	0	82	8%
2021	New Orleans	17/4	22	16	6	0	0.0	2	2	0	0	--	0	0	0	0	194	17%
2022	New Orleans	13/1	8	6	2	1	0.0	2	1	0	0	--	0	0	0	0	83	7%
2023	New Orleans	17/6	27	18	9	4	2.0	4	16	1	10	10	0	2	0	0	301	27%
Totals		62/14	65	43	22	6	2.0	8	20	1	10	10	0	2	0	0	---	---

PLAYOFFS

2020	New Orleans	2/0	2	1	1	0	0.0	0	0	0	0	--	0	0	0	0	20	16%
Totals		2/0	2	1	1	0	0.0	0	0	0	0	--	0	0	0	0	---	---

ADDITIONAL STATISTICS

Special Teams Tackles: 17 - 2020 (4) 2021 (6), 2022 (5), 2023 (2) Fumbles/Lost: 1/1 - 2023 (1/1)

CAREER HIGHS

Tackles	7	2x, last: 12/27/21 vs. Mia.
Sacks	1.0	2x, last: 12/31/23 at TB
INTs	1	10/15/23 at Hou.
PDs	1	2x, last: 12/31/23 at TB
FFs	--	--
FRs	--	--



BIRDSEED

- ▶ Has represented the Special Olympics through the NFL's *My Cause My Cleats* initiative ... The Special Olympics offers sports and health programs to athletes with intellectual disabilities around the world
- ▶ Played QB and OLB at Brown Deer (WI) High School ... Threw for 3,061 yards and ran for 3,923 yards while recording 94 total TDs (67 rushing, 27 passing) ... Selected a first-team all-state QB ... Also rated as the No. 2 OLB, No. 4 athlete and No. 23 QB in Wisconsin as a senior

CAREER HIGHLIGHTS

- ▶ Spent the first four years of his NFL career with the Saints (2020-23) ... In 62 games (14 starts) with New Orleans, logged 65 tackles (43 solo), 8 QB hits, 6 TFLs, 2 PDs and 1 INT with 17 special teams tackles

2023 SEASON - SAINTS

- ▶ Appeared in 17 regular-season games and recorded career highs in games started (six), defensive snaps (301), tackles (27), TFLs (4), sacks (2.0), QB hits (4), pressures (16), INTs (1) and PDs (2)

COLLEGE HIGHLIGHTS

- ▶ Played collegiately at Wisconsin (2016-19) ... Totaled 154 tackles (99 solo), 30 TFLs, 15.0 sacks, 3 FFs and 2 INTs in 39 games (27 starts)
- ▶ As a junior in 2019, became the first consensus All-America LB in Badgers history ... Finished with 76 tackles (53 solo), 19.5 TFLs (2nd in Big Ten), 12.5 sacks (3rd in program history), 2 FFs and 1 INT-TD

TRANSACTIONS

- ▶ **2020** - Drafted by NO in 3rd round (74th overall) ... **12/17/22** - Placed on Reserve/Injured ... **3/13/24** - Agreed to terms with PHI on 1-year contract



2023 GAME-BY-GAME STATISTICS (NO)

Date	Opp		GP/S	Tot	Solo	Sk	Int	PD	FF	FR	Snaps	Pct
Sep 10	Ten	W	1/1	0	0	0.0	0	0	0	0	16	25%
Sep 18	at Car	W	1/1	0	0	0.0	0	0	0	0	4	7%
Sep 24	at GB	L	1/0	0	0	0.0	0	0	0	0	19	24%
Oct 1	TB	L	1/1	4	3	0.0	0	0	0	0	10	14%
Oct 8	at NE	W	1/0	0	0	0.0	0	0	0	0	14	26%
Oct 15	at Hou	L	1/1	5	2	0.0	1	1	0	0	21	33%
Oct 19	Jax	L	1/0	3	2	0.0	0	0	0	0	20	36%
Oct 29	at Ind	W	1/0	0	0	0.0	0	0	0	0	2	3%
Nov 5	Chi	W	1/1	2	2	0.0	0	0	0	0	21	31%
Nov 12	at Min	L	1/0	2	0	0.0	0	0	0	0	15	21%
Nov 26	at Atl	L	1/0	2	1	0.0	0	0	0	0	17	27%
Dec 3	Det	L	1/1	1	1	1.0	0	0	0	0	20	35%
Dec 10	Car	W	1/0	2	2	0.0	0	0	0	0	29	36%
Dec 17	NYG	W	1/0	1	1	0.0	0	0	0	0	34	55%
Dec 21	at LAR	L	1/0	1	1	0.0	0	0	0	0	9	13%
Dec 31	at TB	W	1/0	3	3	1.0	0	1	0	0	24	43%
Jan 7	Atl	W	1/0	1	0	0.0	0	0	0	0	26	43%
Totals			17/6	27	18	2.0	1	2	0	0	301	27%





MEKHI BECTON

TACKLE | 77



Height: 6-7 Weight: 363 DOB: April 18, 1999 (Age 25)
 NFL Experience: 5th Year (1st with Eagles) Draft: D1-20 (11th overall) by NYJ Acquired: FA-NYJ-24
 College: Louisville Hometown (HS): Highland Springs, VA (Highland Springs)

CAREER STATISTICS

Year	Team	GP/S	STARTS		OFF SNAPS	
			LT	RT	No	Pct
2020	N.Y. Jets	14/13	13	0	691	70%
2021	N.Y. Jets	1/1	1	0	48	4%
2023	N.Y. Jets	16/16	14	2	987	90%
Totals		31/30	28	2	---	---

ADDITIONAL STATISTICS

Fumble Recoveries: 1 - 2023 (1)

BIRDSEED

- ▶ Has represented the Breast Cancer Research Foundation through the NFL's *My Cause My Cleats* initiative ... The non-profit aims to prevent and cure breast cancer by advancing promising cancer research
- ▶ Contributed to two state championship offenses as the starting LT at Highland Springs (VA) High School, where he earned Class 5A all-state recognition ... Additionally was ranked as the No. 1 OL in the state of Virginia and was a four-star recruit, according to Rivals.com
- ▶ Played basketball in high school and credits his on-court experience to making him a more well-rounded football player ... His former coach at Louisville, Bobby Petrino, wanted to offer him a scholarship immediately after seeing him do a reverse dunk on his highlight reel

CAREER HIGHLIGHTS

- ▶ Originally selected by the Jets with the 11th-overall pick in the 2020 NFL Draft ... Spent the first four years of his career in New York, appearing in 31 games (30 starts — 28 at LT, two at RT) in that span

2023 SEASON - JETS

- ▶ Saw action in a career-high 987 offensive snaps over a career-best 16 starts ... Started 14 games at LT as well as two games at RT

COLLEGE HIGHLIGHTS

- ▶ A three-year starter at Louisville (2017-19), where he played both LT and RT while starting all 33 games he appeared in ... Earned first-team All-ACC recognition in 2019, helping the Cardinals increase their win total by six games from the previous year ... Also aided QB **Malik Cunningham** to a school record in passing efficiency (194.45) and helped RB **Javian Hawkins** rank 7th in the country in rushing (1,525)

TRANSACTIONS

- ▶ **2020** - Drafted by NYJ in 1st round (11th overall) ... **9/15/21** - Placed on Reserve/Injured ... **8/16/22** - Placed on Reserve/Injured ... **4/29/24** - Signed by PHI to 1-year contract





REED BLANKENSHIP

SAFETY | 32



Height: 6-1 Weight: 203 DOB: March 2, 1999 (Age 25)
 NFL Experience: 3rd Year (3rd with Eagles) Draft: UDFA-22 by PHI
 College: Middle Tennessee State Hometown (HS): Lester, AL (West Limestone)

CAREER STATISTICS

Year	Team	GP/S	TACKLES				PASS RUSH			INTERCEPTIONS					FUMBLES		DEF SNAPS	
			Total	Solo	Asst	TFL	Sacks	QBH	QBP	Int	Yds	Lg	TD	PD	FF	FR	No	Pct
2022	Philadelphia	10/4	32	19	13	0	0.0	0	0	1	4	4	0	2	0	0	291	26%
2023	Philadelphia	15/15	108	75	33	2	0.0	1	2	3	17	17	0	11	0	1	943	81%
Totals		25/19	140	94	46	2	0.0	1	2	4	21	17	0	13	0	1	---	---

PLAYOFFS

2022	Philadelphia	3/1	9	3	6	1	0.0	0	0	0	0	--	0	1	1	1	56	37%
2023	Philadelphia	0/0	0	0	0	0	0.0	0	0	0	0	--	0	0	0	0	---	---
Totals		3/1	9	3	6	1	0.0	0	0	0	0	--	0	1	1	1	---	---

ADDITIONAL STATISTICS

Special Teams Tackles: 6 - 2022 (1), 2023 (5) Postseason Special Teams Tackles: 2 - 2022 (2) Offensive Snaps: 3 - 2023 (3)

CAREER HIGHS

Tackles	11	2x, last: 12/31/23 vs. Ari.
Sacks	--	---
INTs	1	4x, last: 1/7/24 at NYG
PDs	3	10/1/23 vs. Was.
FFs	1	1/29/23 vs. SF (NFCC)
FRs	1	2x, last: 11/5/23 vs. Dal.

First job: "The only 'job' I ever had was working on a farm in high school. Pretty much everybody did in the area, hauling hay and doing that kind of stuff." ... **Bucket list:** Travel to Bora Bora ... **Prized possession:** "I collected knives when I was younger. My granddad collected knives and he would let me take one from his collection every year for my birthday and add it to my collection. I still cherish that." ... **Someone he would like to meet:** "Morgan Wallen. He's my favorite country artist." ... **Favorite athlete growing up:** "Minkah Fitzpatrick. I was a big Alabama fan growing up and seeing him fly around the field, I just wanted to be like him." ... **Favorite movie:** *Step Brothers* ... **Favorite TV show:** *Peaky Blinders* ... **Favorite food:** "Pizza. Plain, pepperoni, with ranch dip. Ranch makes a world of difference."



BIRDSEED

- ▶ Has represented Ronald McDonald House Charities through the NFL's *My Cause My Cleats* campaign ... RMHC is a family and children's charity dedicated to supporting families with sick children in times of need
- ▶ Hosts a youth football camp at West Limestone (AL) High School, his alma mater, which welcomed over 100 participants in its first year
- ▶ Is from Athens, AL, which also is the hometown of **Philip Rivers** ... Attended school in Lester, AL, whose population is roughly 130

CAREER HIGHLIGHTS

- ▶ A member of the Eagles' Super Bowl LVII roster in 2022 ... One of just three UDFA's to make Philadelphia's roster out of training camp

2023 SEASON - EAGLES

- ▶ Led the defense with career highs in tackles (108) and INTs (3) ... Also registered a career-high 11 PDs with 2 TFLs and 1 FR ... His 108 tackles were the most by an Eagles safety since 1994 ... One of six NFL players to post 100+ tackles, 10+ PDs and 3+ INTs, joining **Jessie Bates**, **Julian Love**, **Xavier McKinney**, **Fred Warner** and **Antoine Winfield Jr.**
- ▶ Picked off QB **Tyrod Taylor** at N.Y. Giants (1/7/24)
- ▶ Made a career-high-tying 11 tackles vs. Arizona (12/31/23)
- ▶ Logged 8 tackles and 1 INT in the 38-31 win at Washington (10/29/23) ... Intercepted Commanders QB **Sam Howell** during the fourth quarter to set up an Eagles TD that gave them a lead they did not surrender
- ▶ Registered 7 tackles and 1 INT in the 25-11 win at Tampa Bay (9/25/23) ... Picked off Buccaneers QB **Baker Mayfield** in the second quarter
- ▶ Had a career-high 11 tackles in the win at New England (9/10/23)

COLLEGE HIGHLIGHTS

- ▶ Played collegiately at Middle Tennessee State (2017-21), where he was a five-year starter and three-year captain ... Is the Blue Raiders' all-time leader with 419 tackles (265 solo) ... Also registered 26.5 TFLs, 19 PDs, 9 INTs, 4 FRs, 3 FFs and 3.0 sacks in 55 career games (50 starts)



2023 GAME-BY-GAME STATISTICS (PHI)												
Date	Opp		GP/S	Tot	Solo	Sk	Int	PD	FF	FR	Snaps	Pct
Sep 10	at NE	W	1/1	11	7	0.0	0	2	0	0	78	98%
Sep 14	Min	W	0/0	INACTIVE								
Sep 25	at TB	W	1/1	7	6	0.0	1	1	0	0	47	100%
Oct 1	Was	W	1/1	8	4	0.0	0	3	0	0	78	100%
Oct 8	at LAR	W	1/1	7	5	0.0	0	0	0	0	56	100%
Oct 15	at NYJ	L	1/1	5	4	0.0	0	1	0	0	42	65%
Oct 22	Mia	W	0/0	INACTIVE								
Oct 29	at Was	W	1/1	8	7	0.0	1	1	0	0	72	100%
Nov 5	Dal	W	1/1	7	4	0.0	0	2	0	1	75	100%
Nov 20	at KC	W	1/1	7	6	0.0	0	0	0	0	79	100%
Nov 26	Buf	W	1/1	10	7	0.0	0	0	0	0	95	100%
Dec 3	SF	L	1/1	7	3	0.0	0	0	0	0	59	100%
Dec 10	at Dal	L	1/1	3	3	0.0	0	0	0	0	27	33%
Dec 18	at Sea	L	1/1	6	3	0.0	0	0	0	0	61	100%
Dec 25	NYG	W	1/1	6	4	0.0	0	0	0	0	63	100%
Dec 31	Ari	L	1/1	11	7	0.0	0	0	0	0	73	96%
Jan 7	at NYG	L	1/1	5	5	0.0	1	1	0	0	38	57%
Totals			15/15	108	75	0.0	3	11	0	1	943	81%
PLAYOFFS												
Jan 15	at TB	L	0/0	INACTIVE								
Totals			0/0	0	0	0.0	0	0	0	0	---	---



- ▶ Voted first-team All-Conference USA following the 2021 season, when he posted career highs with 110 tackles (75 solo), 10 TFLs and 8 PDs along with 3 FRs (1 TD), 2 FFs, 1 INT and 1.0 sack
- ▶ Totaled 58 tackles (40 solo), 3 PDs, 2 INTs, 1 FF and 1 FR en route to second-team All-C-USA honors in 2019 ... Recorded 2 blocked kicks (1 FG, 1 PAT), which tied for the most in the nation
- ▶ Garnered first-team All-C-USA accolades in 2018 after notching 107 tackles (69 solo), 8 TFLs, 7 PDs and 4 INTs (1 TD)

TRANSACTIONS

- ▶ **2022** - Signed by PHI as UDFA ... **4/1/24** - Agreed to terms with PHI on 1-year extension through 2025



THOMAS BOOKER

DEFENSIVE TACKLE | 59



Height: 6-3 Weight: 301 DOB: Nov. 11, 1999 (Age 24)
 NFL Experience: 2nd Year (1st with Eagles) Draft: D5a-22 (150th overall) by HOU Acquired: FA-23
 College: Stanford Hometown (HS): Baltimore, MD (Gilman)

CAREER STATISTICS

Year	Team	GP/S	TACKLES				PASS RUSH			INTERCEPTIONS					FUMBLES		DEF SNAPS	
			Total	Solo	Asst	TFL	Sacks	QBH	QBP	Int	Yds	Lg	TD	PD	FF	FR	No	Pct
2022	Houston	10/1	15	11	4	1	0.5	1	5	0	0	--	0	1	0	0	206	31%
Totals		10/1	15	11	4	1	0.5	1	5	0	0	--	0	1	0	0	---	---

CAREER HIGHS

Tackles	2	7x, last: 12/24/22 at Ten.
Sacks	0.5	10/2/22 vs. LAC
INTs	--	---
PDs	1	12/11/22 at Dal.
FFs	--	---
FRs	--	---



BIRDSEED

- ▶ Participated in a panel discussion at the White House on gun violence and how it affects communities alongside celebrity activists such as rapper Bun B and award-winning actor Shameik Moore in June 2024
- ▶ A three-sport athlete at Gilman (MD) High School, where he lettered in football, basketball and track ... Comes from an athletic family as his sister, Sydney, played tennis at Princeton; his cousin, Corbin, played lacrosse at Brown; his uncle, Richard, played football at St. Francis; and his father, Earl Thomas Booker III, was a LB at Wisconsin
- ▶ Became just the fourth player in Stanford history to be recognized as a two-time first-team Academic All-America selection

CAREER HIGHLIGHTS

- ▶ Originally selected by the Texans in the 5th round (150th overall) of the 2022 NFL Draft ... Played in 10 games (one start) as a rookie, recording 15 tackles (11 solo) with 5 pressures, 1 PD and 0.5 sacks

2023 SEASON - EAGLES

- ▶ Spent the entire season on Philadelphia's practice squad

COLLEGE HIGHLIGHTS

- ▶ Played collegiately at Stanford (2018-21), where he totaled 158 tackles (89 solo), 20.5 TFLs, 10.0 sacks, 9 PDs and 1 INT in 43 career contests (27 starts) ... A two-time All-Pac-12 selection with the Cardinal
- ▶ Started all 12 games as a senior in 2021, producing 59 tackles, 5 TFLs and 1.5 sacks en route to All-Pac-12 accolades

TRANSACTIONS

- ▶ **2022** - Drafted by HOU in 5th round (150th overall) ... **8/29/23** - Waived by HOU ... **8/31/23** - Signed by PHI to practice squad ... **1/18/24** - Signed by PHI to reserve/future contract

Little known fact: First sport was tennis ... **If he could own a business:** Would love to manage a tech company ... **Hobbies:** Reading, listening to audiobooks and playing Halo ... **If he could witness any sports moment in person:** Game 7 of the 2016 NBA Finals ... **Favorite show:** Spongebob ... **Favorite sports moment:** Beating No. 3 ranked Oregon



JAMES BRADBERRY

CORNERBACK | 24



Height: 6-1 Weight: 212 DOB: Aug. 4, 1993 (Age 30)
 NFL Experience: 9th Year (3rd with Eagles) Draft: D2-16 (62nd overall) by CAR Acquired: FA-22
 College: Samford Hometown (HS): Pleasant Grove, AL (Pleasant Grove)

ALL-PRO: 2022 PRO BOWL: 2021

CAREER STATISTICS

Year	Team	GP/S	TACKLES				PASS RUSH			INTERCEPTIONS					FUMBLES		DEF SNAPS	
			Total	Solo	Asst	TFL	Sacks	QBH	QBP	Int	Yds	Lg	TD	PD	FF	FR	No	Pct
2016	Carolina	13/13	59	47	12	3	0.0	0	0	2	21	16	0	10	0	0	799	75%
2017	Carolina	16/16	85	66	19	2	1.0	1	2	2	3	3	0	10	1	0	986	99%
2018	Carolina	16/16	70	58	12	1	1.0	1	2	1	29	29	0	15	1	0	993	99%
2019	Carolina	15/15	65	51	14	1	1.0	1	1	3	0	0	0	12	0	0	1,020	92%
2020	N.Y. Giants	15/15	53	43	10	0	0.0	0	0	3	19	19	0	18	2	1	1,021	94%
2021	N.Y. Giants	17/16	47	37	10	0	0.0	0	0	4	19	14	0	17	0	2	1,159	99%
2022	Philadelphia	17/17	44	39	5	2	0.0	0	0	3	54	27t	1	17	0	0	1,078	98%
2023	Philadelphia	16/16	54	39	15	0	0.0	0	0	1	5	5	0	13	0	1	1,052	91%
Totals		125/124	477	380	97	9	3.0	3	5	19	150	29	1	112	4	4	---	---

PLAYOFFS

2017	Carolina	1/1	8	7	1	1	0.0	0	0	0	0	--	0	0	0	0	58	100%
2022	Philadelphia	3/3	10	9	1	0	0.0	0	0	1	8	8	0	2	0	0	144	94%
2023	Philadelphia	1/1	3	2	1	0	0.0	0	0	0	0	0	0	0	0	0	39	56%
Totals		5/5	21	18	3	1	0.0	0	0	1	8	8	0	2	0	0	---	---

ADDITIONAL STATISTICS

Special Teams Tackles: 1 - 2020 (1)

CAREER HIGHS

Tackles	11	10/13/19 at TB
Sacks	1.0	3x, last: 9/8/19 vs. LAR
INTs	2	10/13/19 at TB
PDs	5	11/26/23 vs. Buf.
FFs	1	4x, last: 12/6/20 at Sea.
FRs	1	4x, last: 9/25/23 at TB



BIRDSEED

- ▶ Previously represented the Covenant House New Jersey through the NFL's *My Cause My Cleats* initiative ... CHNJ supports homeless youth via education, employment and financial literacy ... Also supported the Arthritis Foundation through MCMC to honor his grandmother
- ▶ Contributed to the Food Bank for New York City by providing meals and pantry bags at the Community Kitchen & Pantry in West Harlem for families facing hunger ... Distributed much needed supplies to the Birmingham, AL, community after it was hit by tornadoes

CAREER HIGHLIGHTS

- ▶ Voted second-team **All-Pro** in 2022 after registering the 3rd-most PDs (17) in the NFL while helping the Eagles reach Super Bowl LVII
- ▶ Selected to the **Pro Bowl** after tying for the 2nd-most PDs (career-high 18) in the NFL and leading the Giants with 3 INTs in 2020
- ▶ Originally selected by the Panthers in the 2nd round (62nd overall) of the 2016 NFL Draft and spent the first four seasons of his career with Carolina (2016-19), producing 279 tackles, 47 PDs and 8 INTs in 60 games (all starts) ... Also spent two years with the Giants (2020-21), tallying 101 tackles, 35 PDs and 7 INTs in 32 games (31 starts)

NOTES TO KNOW

- ▶ Leads all NFL players with 92 PDs since the 2018 campaign



2023 GAME-BY-GAME STATISTICS (PHI)												
Date	Opp		GP/S	Tot	Solo	Sk	Int	PD	FF	FR	Snaps	Pct
Sep 10	at NE	W	1/1	5	2	0.0	0	1	0	0	72	90%
Sep 14	Min	W	0/0	INACTIVE								
Sep 25	at TB	W	1/1	1	1	0.0	0	0	0	1	46	98%
Oct 1	Was	W	1/1	5	3	0.0	0	0	0	0	78	100%
Oct 8	at LAR	W	1/1	3	2	0.0	0	1	0	0	56	100%
Oct 15	at NYJ	L	1/1	5	4	0.0	0	2	0	0	65	100%
Oct 22	Mia	W	1/1	3	3	0.0	0	0	0	0	49	100%
Oct 29	at Was	W	1/1	3	2	0.0	0	1	0	0	72	100%
Nov 5	Dal	W	1/1	6	6	0.0	0	1	0	0	73	97%
Nov 20	at KC	W	1/1	1	1	0.0	0	0	0	0	79	100%
Nov 26	Buf	W	1/1	3	3	0.0	1	5	0	0	95	100%
Dec 3	SF	L	1/1	1	0	0.0	0	0	0	0	59	100%
Dec 10	at Dal	L	1/1	5	4	0.0	0	0	0	0	72	88%
Dec 18	at Sea	L	1/1	5	2	0.0	0	0	0	0	59	97%
Dec 25	NYG	W	1/1	3	3	0.0	0	1	0	0	63	100%
Dec 31	Ari	L	1/1	1	0	0.0	0	0	0	0	76	100%
Jan 7	at NYG	L	1/1	4	3	0.0	0	1	0	0	38	57%
Totals			16/16	54	39	0.0	1	13	0	1	1,052	91%
PLAYOFFS												
Jan 15	at TB	L	1/0	3	2	0.0	0	0	0	0	39	56%
Totals			1/0	3	2	0.0	0	0	0	0	39	56%

Surprisingly good at: "I think I can grill steak and chicken. I season it well, that's the key to it." ... **Desired talent:** Ability to sing ... **Dream job outside of playing sports:** "I would say an architect. I used to like to draw, and I didn't want to be an artist because I used to always lose the art contests when I was younger in school. With architecture, I saw people drawing houses and stuff, so I wanted to do that." ... **Favorite athlete growing up:** Marshall Faulk ... **Favorite pregame song:** "News or Somethin" by Future ... **Favorite food:** Pepperoni pizza



2023 SEASON - EAGLES

- ▶ Started all 16 regular-season games and appeared in 1,052 defensive snaps ... Finished with 54 tackles (39 solo), 13 PDs, 1 INT and 1 FR
- ▶ Recorded a career-high 5 PDs with 1 INT against Bills QB **Josh Allen** during the 37-34 OT comeback victory vs. Buffalo (11/26/23)

COLLEGE HIGHLIGHTS

- ▶ A three-time All-Southern Conference selection at Samford, where he earned first-team honors as a senior and second-team honors as a sophomore and junior ... Compiled 128 tackles, 27 PDs and 8 INTs in 46 career games (45 starts) after opening his career at Arkansas State (named to the Southern Conference All-Freshman Team in 2012)

TRANSACTIONS

- ▶ **2016** - Drafted by CAR in 2nd round (62nd overall) ... **3/6/20** - Signed by NYG ... **12/17/20** - Placed on Reserve/COVID-19 ... **12/21/20** - Activated from Reserve/COVID-19 ... **5/9/22** - Released by NYG ... **5/18/22** - Agreed to terms with PHI on 1-year contract ... **3/15/23** - Agreed to terms with PHI on 3-year contract



A.J. BROWN

WIDE RECEIVER | 11



Height: 6-1 Weight: 226 DOB: June 30, 1997 (Age 27)
 NFL Experience: 6th Year (3rd with Eagles) Draft: D2-19 (51st overall) by TEN Acquired: T-Ten-22
 College: Mississippi Hometown (HS): Starkville, MS (Starkville)

ALL-PRO: 2022, 2023 PRO BOWL: 2020, 2023, 2024 ALL-ROOKIE: 2019

CAREER STATISTICS

Year	Team	GP/S	RECEIVING					OFF SNAPS	
			Rec	Yds	Avg	Lg	TD	No	Pct
2019	Tennessee	16/11	52	1,051	20.2	91t	8	678	69%
2020	Tennessee	14/12	70	1,075	15.4	73t	11	760	71%
2021	Tennessee	13/13	63	869	13.8	57t	5	604	51%
2022	Philadelphia	17/16	88	1,496	17.0	78t	11	1,004	85%
2023	Philadelphia	17/17	106	1,456	13.7	59t	7	1,019	89%
Totals		77/69	379	5,947	15.7	91t	42	---	---

PLAYOFFS

2019	Tennessee	3/3	5	64	12.8	37	0	164	90%
2020	Tennessee	1/1	6	83	13.8	28	1	45	90%
2021	Tennessee	1/1	5	142	28.4	41	1	46	87%
2022	Philadelphia	3/3	13	146	11.2	45t	1	179	82%
2023	Philadelphia	0/0	0	0	---	--	0	---	---
Totals		8/8	29	435	15.0	45t	3	---	---

ADDITIONAL STATISTICS

Fumbles/Lost: 7/5 - 2019 (1/0), 2020 (2/1), 2022 (2/2), 2023 (2/2)
Fumble Recoveries: 1 - 2021 (1) **Rushing:** 5-70-1 - 2019 (3-60-1), 2021 (2-10)
Kickoff Returns: 1-42-1 - 2020 (1-42-1)

CAREER HIGHS

Receptions	11	12/23/21 vs. SF
Receiving Yards	181	12/18/22 at Chi.
Receiving Long	91t	12/8/19 at Oak.
Receiving TDs	3	10/30/22 vs. Pit.



BIRDSEED

- ▶ Considers **Jalen Hurts** one of his best friends ... Both members of the 2016 high school recruiting cycle, Hurts attempted to bring Brown to Alabama, but he opted to play at Ole Miss instead ... The two stayed in contact ever since and have developed a strong bond
- ▶ Opened up about his battle with depression in a video he posted on social media during the 2021 season ... "I wanted to encourage others to seek help whenever they are down. I didn't take into consideration what depression really was. ... Us as men, our feelings aren't too much cared about. Get things off your chest. It's okay to talk to someone. You have to take care of your brain just like you take care of your body."
- ▶ In 2023, launched the A.J. Brown Foundation with a mission to create a pathway for success that fosters resilience, confidence and a brighter future for our youth ... In May 2024, the foundation announced a scholarship program that is dedicated to empowering deserving students in their pursuit of post-secondary educational opportunities
- ▶ A standout high school baseball player who was selected by the San Diego Padres as an outfielder in the 19th round (564th overall) of the 2016 MLB Draft ... Participated in the Padres' extended spring training during the summers of 2016, 2017 and 2018

CAREER HIGHLIGHTS

- ▶ A three-time **Pro Bowl** selection (2020, '23, '24) and two-time *Associated Press All-Pro* (2022, '23) who has eclipsed 1,000+ receiving yards in four of his first five NFL seasons ... Became the first Eagle to produce multiple 1,400+ yard seasons, doing so in back-to-back years (2022, '23) with each of the top two receiving marks in franchise history
- ▶ Logged the most receptions (career-high 106) ever by a WR in Eagles history in 2023 ... Also posted an NFL-record six consecutive games with 125+ receiving yards, breaking a mark that was previously held by **Calvin Johnson** (2012) and **Pat Studstill** (1966) (five games)
- ▶ Registered 96 yards and 1 TD on 6 catches (16.0 avg.) vs. Kansas City in Super Bowl LVII on 2/12/23 ... His 45-yard TD in the second quarter marked the longest TD reception in Eagles Super Bowl history
- ▶ Broke a 38-year, single-season team record in receiving yards (1,496) during the 2022 campaign, surpassing **Mike Quick** in 1983 (1,409)
- ▶ Joined **DeVonta Smith** (1,196) in becoming the first Eagles combo to each produce 1,000+ receiving yards in the same season in 2022 ... The tandem then repeated the feat during the 2023 campaign
- ▶ Selected to the 2019 PFWA **All-Rookie** Team after becoming the third rookie in Tennessee history with 1,000+ receiving yards

NOTES TO KNOW

- ▶ Leads the league with a 15.7 receiving average since 2019 (min. 300 receptions) ... Also ranks 1st in 50+ yard TDs (14) in that span
- ▶ Has produced the 5th-most receiving yards (5,947) in the NFL since 2019, behind **Tyreek Hill** (6,884), **Davante Adams** (6,584), **Stefon Diggs** (6,502) and **Travis Kelce** (6,092) ... Owns the 3rd-most receiving yards since 2022, behind Hill (3,509) and **CeeDee Lamb** (3,108) ... Joins Hill as the only players with 1,400+ yards in each of the last two years



2023 GAME-BY-GAME STATISTICS (PHI)

Date	Opp	GP/S	Rec	Yds	Avg	Lg	TD	Snaps	Pct	
Sep 10	at NE	W	1/1	7	79	11.3	23	0	60	91%
Sep 14	Min	W	1/1	4	29	7.3	12	0	74	96%
Sep 25	at TB	W	1/1	9	131	14.6	28	0	66	82%
Oct 1	Was	W	1/1	9	175	19.4	59t	2	68	96%
Oct 8	at LAR	W	1/1	6	127	21.2	38	0	78	99%
Oct 15	at NYJ	L	1/1	7	131	18.7	49	0	67	96%
Oct 22	Mia	W	1/1	10	137	13.7	42	1	59	82%
Oct 29	at Was	W	1/1	8	130	16.3	25t	2	62	98%
Nov 5	Dal	W	1/1	7	66	9.4	20	1	60	97%
Nov 20	at KC	W	1/1	1	8	8.0	8	0	53	95%
Nov 26	Buf	W	1/1	5	37	7.4	11	1	62	94%
Dec 3	SF	L	1/1	8	114	14.3	38	0	62	86%
Dec 10	at Dal	L	1/1	9	94	10.4	24	0	51	93%
Dec 18	at Sea	L	1/1	5	56	11.2	15	0	66	96%
Dec 25	NYG	W	1/1	6	80	13.3	32	0	73	97%
Dec 31	Ari	L	1/1	4	53	13.3	18	0	46	94%
Jan 7	at NYG	L	1/1	1	9	9.0	9	0	12	18%
Totals			17/17	106	1,456	13.7	59t	7	1,019	89%

PLAYOFFS										
Jan 15	at TB	L	0/0	INACTIVE						
Totals			0/0	0	0	---	--	0	---	---

2023 SEASON - EAGLES

- ▶ Recorded a career-high 106 receptions (most by a WR in team history) for 1,456 yards (2nd-most in team history) and 7 TDs ... Ranked 5th in the NFL in receiving yards, trailing only **Tyreek Hill** (1,799), **CeeDee Lamb** (1,749), **Amon-Ra St. Brown** (1,515) and **Puka Nacua** (1,486)
- ▶ Finished with 100+ receiving yards seven times, tying **Terrell Owens** (2004) for the most such games in Eagles single-season history ... Also became the first player in NFL history to post six consecutive games with 125+ receiving yards, breaking a mark that was previously shared by **Calvin Johnson** (2012) and **Pat Studstill** (1966) (five games)
- ▶ Named the **NFC Offensive Player of the Month** for October following a five-game stretch that resulted in 700 yards and 5 TDs on 40 receptions (17.5 avg.) ... Led the NFL in receiving yards during that stretch
- ▶ Posted 130 yards and 2 TDs during the 38-31 victory at Washington (10/29/23) ... Set an NFL record for consecutive games with 125+ receiving yards with a 16-yard reception in the fourth quarter
- ▶ Earned **NFC Offensive Player of the Week** honors after recording 137 yards on 10 catches in the 31-17 victory vs. Miami (10/22/23)
- ▶ Caught 7 passes for 131 yards (18.7 avg.) at N.Y. Jets (10/15/23)
- ▶ Led the Eagles with 127 yards on 6 receptions (21.2 avg.) in the 23-14 win at L.A. Rams (10/8/23) ... His 36-yard catch followed by back-to-back penalties drawn in the final series of the first half helped set up a TD that gave the Eagles a lead they did not surrender
- ▶ Totaled 175 yards and 2 TDs on 9 receptions (19.4 avg.) in the 34-31 OT victory vs. Washington (10/1/23) ... Caught a season-long, 59-yard TD pass in the third quarter to give Philadelphia a lead ... Became the first Eagle to produce 175+ receiving yards and 2 TDs in a game since **Jeremy Maclin** on 10/26/14 at Arizona (187 yards, 2 TDs)
- ▶ Tallied 131 yards in the 25-11 win at Tampa Bay (9/25/23)

COLLEGE HIGHLIGHTS

- ▶ Played collegiately at Ole Miss, where he left as the program's all-time leading receiver with 2,984 yards ... Also finished his Rebels career 3rd in school history in receptions (189) and 5th in receiving TDs (19)

MOST RECEIVING YARDS

Date	Opponent	Yds
12/18/22	at Chicago Bears (W, 25-20)	181
10/1/23	vs. Washington Commanders (W, 34-31)	175
10/30/22	vs. Pittsburgh Steelers (W, 35-13)	156
9/11/22	at Detroit Lions (W, 38-35)	155
10/31/21	at Indianapolis Colts (W, 34-31)	155
10/25/20	vs. Pittsburgh Steelers (L, 24-27)	153
12/8/19	at Oakland Raiders (W, 42-21)	153
1/3/21	at Houston Texans (W, 41-38)	151
12/23/21	vs. San Francisco 49ers (W, 20-17)	145
1/22/22	vs. Cincinnati Bengals (L, 16-19) (AFC Div)	142

MULTI-TOUCHDOWN GAMES

Date	Opponent	TD
10/30/22	vs. Pittsburgh Steelers (W, 35-13)	3
10/29/23	at Washington Commanders (W, 38-31)	2
10/1/23	vs. Washington Commanders (W, 34-31)	2
12/4/22	vs. Tennessee Titans (W, 35-10)	2
10/18/20	vs. Houston Texans (W, 42-36)	2
12/8/19	at Oakland Raiders (W, 42-21)	2
9/29/19	at Atlanta Falcons (W, 24-10)	2

Nicknames: 1K, Mr. UPS, Swolo Batman ... **Places he'd like to visit:** Paris and Greece ... **If he could play another sport, what position/team:** "I would want to play center field for the Padres. I was drafted by the Padres." ... **Favorite athlete growing up:** Julio Jones ... **Favorite movie:** *Bad Boys II* ... **Favorite TV show:** *Martin*



- ▶ Earned All-America and first-team All-SEC honors as a junior in 2018, when he set single-season school records in yards (1,320) and receptions (85) and combined for 6 TDs ... Led the conference and ranked in the top 10 nationally in yards per game (110.0) and catches
- ▶ Received All-America and All-SEC recognition as a sophomore in 2017 after tying Ole Miss' single-season record for TDs (11)

TRANSACTIONS

- ▶ **2019** - Drafted by TEN in 2nd round (51st overall) ... **11/27/21** - Placed on Reserve/Injured ... **12/23/21** - Activated from Reserve/Injured ... **4/28/22** - Acquired by PHI from TEN in exchange for 2022 1st-round draft choice and 2022 3rd-round draft choice ... Re-signed by PHI to 4-year extension



SYDNEY BROWN

SAFETY | 21



Height: 5-10 Weight: 211 DOB: March 21, 2000 (Age 24)
 NFL Experience: 2nd Year (2nd with Eagles) Draft: D3b-23 (66th overall) by PHI
 College: Illinois Hometown (HS): London, Ontario, Canada (Saint Stephen's - Bradenton, FL)

CAREER STATISTICS

Year	Team	GP/S	TACKLES				PASS RUSH			INTERCEPTIONS					FUMBLES		DEF SNAPS	
			Total	Solo	Asst	TFL	Sacks	QBH	QBP	Int	Yds	Lg	TD	PD	FF	FR	No	Pct
2023	Philadelphia	14/6	38	26	12	1	0.0	0	0	1	99	99t	1	3	1	0	335	29%
Totals		14/6	38	26	12	1	0.0	0	0	1	99	99t	1	3	1	0	---	---

PLAYOFFS

2023	Philadelphia	0/0	0	0	0	0	0.0	0	0	0	0	--	0	0	0	0	0	0%
Totals		0/0	0	0	0	0	0.0	0	0	0	0	--	0	0	0	0	---	---

ADDITIONAL STATISTICS

Special Teams Tackles: 7 - 2023 (7)

CAREER HIGHS

Tackles	8	2x, last: 12/10/23 at Dal.
Sacks	--	---
INTs	1	12/31/23 vs. Ari.
PDs	1	3x, last: 12/31/23 vs. Ari.
FFs	1	11/5/23 vs. Dal.
FRs	--	---

Nicknames: Syd, S.B., Crazy Ivan ... Bucket list: Travel to Italy ... Desired talent: "Playing the guitar, singing, doing something instrumental." ... If he could have a career outside of sports: "Working in real estate. I feel like I just want to keep doing more and investing more." ... Biggest influence: His identical twin brother, Chase ... Favorite TV show: *Kenny vs. Spenny* ... Favorite movie: *The Dark Knight Rises*



BIRDSEED

- ▶ Sydney and his twin brother, Chase, overcame extreme poverty when they were younger by pursuing their football dreams together ... Estimated to have lived in 20 homes and shelters with their mother, Raechel, and younger sister, Mya, before turning 16 years old
- ▶ Realizing football would be the outlet that would lift them out of their circumstances, Sydney and Chase moved from Canada to the United States without their mother and sister after connecting with recruiters who identified Saint Stephen's Episcopal School (Bradenton, FL) as a destination for them to play football ... In a leap of faith for her sons, Raechel drove them 20 hours to Florida to live with their host family, Phil and Karen Yates, who were empty nesters ... The Yates family helped tutor the twins off the field while Sydney and Chase led Saint Stephen's to back-to-back state championship appearances
- ▶ Sydney and Chase, who were teammates at Illinois for five seasons (2018-22), became the sixth set of twins to be taken in the same draft over the past 40 years ... Also became the first twins selected during the first five rounds since **Ronde Barber** and **Tiki Barber** in 1997 ... Chase was chosen in the 5th round (163rd overall) by Cincinnati

CAREER HIGHLIGHTS

- ▶ Entered the NFL as a 3rd-round draft choice (66th overall) by Philadelphia in 2023 ... Saw action in 14 games (six starts) as a rookie and led the team with 7 special teams tackles (T-8th among NFL rookies)

2023 SEASON - EAGLES

- ▶ Appeared in 14 games (six starts) in his first NFL season, producing 38 tackles (26 solo), 3 PDs, 1 FF and 1 INT-TD ... Also ranked 1st on the Eagles with 7 special teams tackles (T-8th among NFL rookies)
- ▶ Picked off Cardinals QB **Kyle Murray** on third-and-7 at the PHI 1 and returned the ball 99 yards for a TD in the second quarter vs. Arizona (12/31/23) ... The pick-6 tied for the 4th-longest in franchise history ... Became the first Eagle rookie to return an INT for a TD since **Jordan Hicks** accomplished the feat on 11/8/15 vs. Dallas (67 yards)
- ▶ Forced a fumble by Cowboys WR **CeeDee Lamb** at the PHI 3 as time expired in the 28-23 win vs. Dallas (11/5/23) ... The victory-sealing take-away (recovered by **Reed Blankenship**) marked his first career FF



2023 GAME-BY-GAME STATISTICS (PHI)												
Date	Opp	GP/S	Tot	Solo	Sk	Int	PD	FF	FR	Snaps	Pct	
Sep 10	at NE	W	1/0	0	0	0.0	0	0	0	0	0%	
Sep 14	Min	W	1/0	0	0	0.0	0	0	0	4	7%	
Sep 25	at TB	W	1/0	2	1	0.0	0	1	0	12	26%	
Oct 1	Was	W	0/0	INACTIVE								
Oct 8	at LAR	W	0/0	INACTIVE								
Oct 15	at NYJ	L	0/0	INACTIVE								
Oct 22	Mia	W	1/1	3	2	0.0	0	0	0	46	94%	
Oct 29	at Was	W	1/1	8	7	0.0	0	0	0	40	56%	
Nov 5	Dal	W	1/1	3	2	0.0	0	0	1	25	33%	
Nov 20	at KC	W	1/0	3	3	0.0	0	0	0	27	34%	
Nov 26	Buf	W	1/0	0	0	0.0	0	0	0	12	13%	
Dec 3	SF	L	1/0	1	1	0.0	0	0	0	7	12%	
Dec 10	at Dal	L	1/0	8	5	0.0	0	1	0	58	71%	
Dec 18	at Sea	L	1/1	6	4	0.0	0	0	0	48	79%	
Dec 25	NYG	W	1/1	0	0	0.0	0	0	0	26	41%	
Dec 31	Ari	L	1/0	4	1	0.0	1	1	0	28	37%	
Jan 7	at NYG	L	1/1	0	0	0.0	0	0	0	2	3%	
Totals			14/6	38	26	0.0	1	3	1	0	335	29%
PLAYOFFS												
Jan 15	at TB	L	0/0	INACTIVE								
Totals			0/0	0	0	0.0	0	0	0	0	--	---



COLLEGE HIGHLIGHTS

- ▶ Played collegiately at Illinois (2018-22), where he was a team captain, three-time All-Big Ten selection and 2022 All-America honoree ... Finished his career with 319 tackles (186 solo), including 10 TFLs, 26 PDs, 10 INTs, 4 FFs, 1 FR and 3 defensive TDs in 51 games (50 starts)
- ▶ As a senior in 2022, posted 59 tackles (40 solo) while adding career highs with 13 PDs, 6 INTs, 3.5 TFLs and 2 defensive TDs en route to All-America and first-team All-Big Ten recognition ... His 6 INTs ranked 3rd nationally ... Named Big Ten Defensive Player of the Week after becoming the first player to total 2 INTs, 1 INT-TD and 1 FR-TD in the same game in over 10 years at Northwestern (11/26/22)
- ▶ Garnered all-conference accolades following his junior year in 2021 ... Logged a career-high 81 tackles (50 solo) with 3 PDs and 2 FFs

TRANSACTIONS

- ▶ **2023** - Drafted by PHI in 3rd round (66th overall)



OREN BURKS

LINEBACKER | 42



Height: 6-3 Weight: 233 DOB: March 21, 1995 (Age 29)
 NFL Experience: 7th Year (1st with Eagles) Draft: D3-18 (88th overall) by GB Acquired: FA-SF-24
 College: Vanderbilt Hometown (HS): Lorton, VA (South County)

CAREER STATISTICS

Year	Team	GP/S	TACKLES				PASS RUSH			INTERCEPTIONS					FUMBLES		DEF SNAPS	
			Total	Solo	Asst	TFL	Sacks	QBH	QBP	Int	Yds	Lg	TD	PD	FF	FR	No	Pct
2018	Green Bay	14/4	16	12	4	0	0.0	0	2	0	0	--	0	0	0	0	122	11%
2019	Green Bay	12/0	6	3	3	0	0.0	0	0	0	0	--	0	0	0	0	57	5%
2020	Green Bay	16/0	11	8	3	1	0.0	0	0	0	0	--	0	0	2	0	96	9%
2021	Green Bay	17/3	26	16	10	1	0.5	2	2	0	0	--	0	0	0	1	205	19%
2022	San Francisco	17/3	26	9	17	1	0.5	1	1	0	0	--	0	1	0	0	144	15%
2023	San Francisco	15/5	45	29	16	3	1.0	1	6	1	11	11	0	1	0	2	326	30%
Totals		91/15	130	77	53	6	2.0	4	11	1	11	11	0	2	2	2	---	---

PLAYOFFS

2019	Green Bay	2/0	3	0	3	0	0.0	0	0	0	0	--	0	0	0	0	12	10%
2020	Green Bay	2/0	0	0	0	0	0.0	0	0	0	0	--	0	0	0	0	0	0%
2021	Green Bay	1/0	0	0	0	0	0.0	0	0	0	0	--	0	0	0	0	5	9%
2022	San Francisco	3/0	1	1	0	0	0.0	0	0	0	0	--	0	0	0	0	21	10%
2023	San Francisco	3/1	8	5	3	0	0.0	0	1	0	0	--	0	0	0	0	107	49%
Totals		11/1	12	6	6	0	0.0	0	1	0	0	--	0	0	0	0	---	---

ADDITIONAL STATISTICS

Special Teams Tackles: 46 - 2018 (8), 2019 (5), 2020 (10), 2021 (10), 2022 (12), 2023 (1) **Postseason Special Teams Tackles:** 10 - 2019 (3), 2020 (3), 2021 (2), 2022 (2)

CAREER HIGHS

Tackles	8	10/15/23 at Cle.
Sacks	1.0	1/7/24 vs. LAR
INTs	1	10/8/23 vs. Dal.
PDs	1	2x, last: 10/8/23 at Dal.
FFs	1	2x, last: 10/25/20
FRs	1	2x, last: 11/23/23



BIRDSEED

- ▶ Has previously represented the South County Football Alumni Association through the NFL's *My Cause My Cleats* campaign ... The group develops his home region's football program while providing players future growth through scholarships, wellness, and leadership training
- ▶ Has been an advocate for House of Hope, whose mission is to help support children who have lived experience with housing instability as well as homelessness ... Has also worked with Sherman Phoenix in Wisconsin to support entrepreneurship and build community wealth

CAREER HIGHLIGHTS

- ▶ Spent the first six seasons of his NFL career with Green Bay (2018-21) and San Francisco (2022-23), posting 130 tackles (77 solo), 6 TFLs, 2.0 sacks, 2 PDs, 2 FFs and 2 FRs in 91 games (15 starts) ... Also logged 46 special teams tackles and 10 postseason special teams tackles
- ▶ Has made four trips to the NFC Championship Game with the Packers (2019, '20) and 49ers (2022, '23) ... Additionally made an appearance in Super Bowl LVIII with San Francisco during the 2023 campaign

2023 SEASON - 49ERS

- ▶ Saw action in 15 games (five starts) and recorded 45 tackles (29 solo) with 3 TFLs, 2 FRs, 1.0 sack and 1 INT in 326 defensive snaps
- ▶ Registered his first career start postseason start in Super Bowl LVIII at Kansas City (2/11/24) ... Finished with 5 tackles (3 solo)



2023 GAME-BY-GAME STATISTICS (SF)												
Date	Opp		GP/S	Tot	Solo	Sk	Int	PD	FF	FR	Snaps	Pct
Sep 10	at Pit	W	1/0	0	0	0.0	0	0	0	0	8	13%
Sep 17	at LAR	W	1/0	0	0	0.0	0	0	0	0	2	2%
Sep 21	NYG	W	1/0	5	4	0.0	0	0	0	0	21	42%
Oct 1	Ari	W	1/0	2	1	0.0	0	0	0	0	19	27%
Oct 8	Dal	W	1/0	5	2	0.0	1	1	0	0	25	51%
Oct 15	at Cle	L	1/1	8	4	0.0	0	0	0	0	76	100%
Oct 23	at Min	L	1/1	6	6	0.0	0	0	0	0	28	40%
Oct 29	Cin	L	1/0	1	1	0.0	0	0	0	0	9	14%
Nov 12	at Jax	W	1/0	0	0	0.0	0	0	0	0	12	21%
Nov 19	TB	W	1/1	1	1	0.0	0	0	0	0	14	20%
Nov 23	at Sea	W	1/1	4	3	0.0	0	0	0	1	12	21%
Dec 3	at Phi	W	1/0	4	3	0.0	0	0	0	0	26	36%
Dec 10	Sea	W	1/0	1	0	0.0	0	0	0	0	6	10%
Dec 17	at Ari	W	0/0	INACTIVE								
Dec 25	Bal	L	0/0	INACTIVE								
Dec 31	at Was	W	1/0	1	0	0.0	0	0	0	0	15	33%
Jan 7	at LAR	L	1/1	7	4	1.0	0	0	0	0	53	79%
Totals			15/5	45	29	1.0	1	1	0	1	326	30%
PLAYOFFS												
Jan 20	GB	W	1/0	2	2	0.0	0	0	0	0	20	30%
Jan 28	Det	W	1/0	1	0	0.0	0	0	0	0	16	22%
Feb 11	at KC	L	1/1	5	3	0.0	0	0	0	0	71	90%
Totals			3/1	8	5	0.0	0	0	0	0	107	49%



COLLEGE HIGHLIGHTS

- ▶ Played collegiately at Vanderbilt (2013-17), where he saw action at LB and safety ... Garnered All-SEC honors as a LB in 2017 and as a DB in 2015 ... Finished his career with 237 tackles, 27 PDs, 5 INTs, 4.5 sacks, 3 FRs and 2 FFs in 45 contests (40 starts) ... Registered 82 tackles with 4 PDs, 1.0 sack, 1 INT and 1 FR in 12 games (11 starts) as a senior

TRANSACTIONS

- ▶ **2018** - Drafted by GB in 3rd round (88th overall) ... **12/28/21** - Placed on Reserve/COVID-19 ... **1/1/22** - Activated from Reserve/COVID-19 ... **3/17/22** - Signed by SF to 2-year contract ... **3/17/24** - Signed by PHI to 1-year contract



GRANT CALCATERRA

TIGHT END | 81



Height: 6-4 Weight: 240 DOB: Dec. 4, 1998 (Age 25)

NFL Experience: 3rd Year (3rd with Eagles) Draft: D6b-22 (198th overall) by PHI

College: Southern Methodist Hometown (HS): Rancho Santa Margarita, CA (Santa Margarita Catholic)

CAREER STATISTICS

Year	Team	GP/S	RECEIVING					OFF SNAPS	
			Rec	Yds	Avg	Lg	TD	No	Pct
2022	Philadelphia	15/2	5	81	16.2	40	0	227	19%
2023	Philadelphia	15/1	4	39	9.8	12	0	118	10%
Totals		30/3	9	120	13.3	40	0	---	---

PLAYOFFS

2022	Philadelphia	3/0	0	0	---	--	0	23	11%
2023	Philadelphia	1/0	0	0	---	--	0	1	2%
Totals		4/0	0	0	---	--	0	---	---

ADDITIONAL STATISTICS

Special Teams Tackles: 2 - 2023 (2)

CAREER HIGHS

Receptions	2	2x, last: 1/7/24 at NYG
Receiving Yards	40	9/25/22 at Was.
Receiving Long	40	9/25/22 at Was.
Receiving TDs	--	---



BIRDSEED

- ▶ Briefly retired from football following the 2019 season after sustaining multiple concussions ... During his time away from the game, pursued a career as a firefighter while also working in construction ... Attended EMT classes as well as fire technology school and was then hired as an EMT ... However, one day before he was set to begin, he decided to return to football after receiving favorable feedback from doctors
- ▶ Has supported the National Fallen Firefighters Foundation through the NFL's *My Cause My Cleats* initiative ... The National Fallen Firefighters Foundation honors fallen fire heroes by providing support for families and friends while working to reduce firefighter death and injury
- ▶ Played with **Jalen Hurts** at Oklahoma during the 2019 season
- ▶ Is a triplet ... Has a twin brother, Andrew, and sister, Claire, who played soccer at Kansas State ... Also has an older brother, Nick
- ▶ Participated in football, basketball, volleyball and lacrosse during his time at Santa Margarita Catholic (CA) High School

CAREER HIGHLIGHTS

- ▶ A member of the Eagles' Super Bowl LVII roster in 2022

2023 SEASON - EAGLES

- ▶ Saw action in 15 games (one start), appearing in 118 offensive snaps and a career-high 155 special teams snaps ... Posted 4 receptions for 39 yards (9.8 avg.) and recorded 2 special teams tackles

COLLEGE HIGHLIGHTS

- ▶ Played collegiately at Southern Methodist (2021) and Oklahoma (2017-19) ... Totaled 1,102 yards and 13 TDs on 79 catches (13.9 avg.)
- ▶ Earned second-team All-AAC honors after posting career highs in receiving yards (465) and receptions (38) at SMU in 2021
- ▶ Received first-team All-Big 12 accolades as a sophomore at Oklahoma after registering 26 catches for 396 yards and a career-high 6 TDs ... Produced 162 yards and 3 TDs on 10 receptions during his freshman campaign, collecting All-Big 12 honorable mention

TRANSACTIONS

- ▶ **2022** - Drafted by PHI in 6th round (198th overall)

Nicknames: "My dad called me 'Boomer' when I was a kid and then in college it was 'Scrappy.'" ... **Desired talent:** "I wish I could play an instrument, something basic like piano. I mess around with the ukulele sometimes." ... **Somewhere he would like to visit:** "Alaska. I feel like it's untouched and I love the outdoors." ... **Favorite movie:** *Forrest Gump* ... **Favorite TV show:** *The Office* ... **Favorite music band:** "The Growlers. They're really unheard of, but they're from back in my hometown." ... **Favorite food:** Italian food



2023 GAME-BY-GAME STATISTICS (PHI)										
Date	Opp		GP/S	Rec	Yds	Avg	Lg	TD	Snaps	Pct
Sep 10	at NE	W	1/0	0	0	---	--	0	4	6%
Sep 14	Min	W	1/0	0	0	---	--	0	10	13%
Sep 25	at TB	W	1/0	0	0	---	--	0	12	15%
Oct 1	Was	W	1/0	0	0	---	--	0	1	1%
Oct 8	at LAR	W	1/0	0	0	---	--	0	6	8%
Oct 15	at NYJ	L	1/0	0	0	---	--	0	5	7%
Oct 22	Mia	W	1/0	0	0	---	--	0	15	21%
Oct 29	at Was	W	1/0	0	0	---	--	0	0	0%
Nov 5	Dal	W	0/0	INACTIVE						
Nov 20	at KC	W	1/1	0	0	---	--	0	12	21%
Nov 26	Buf	W	0/0	INACTIVE						
Dec 3	SF	L	1/0	0	0	---	--	0	13	18%
Dec 10	at Dal	L	1/0	0	0	---	--	0	3	5%
Dec 18	at Sea	L	1/0	0	0	---	--	0	0	0%
Dec 25	NYG	W	1/0	2	21	10.5	12	0	14	19%
Dec 31	Ari	L	1/0	0	0	---	--	0	5	10%
Jan 7	at NYG	L	1/0	2	18	9.0	11	0	18	28%
Totals			15/1	4	39	9.8	12	0	118	10%
PLAYOFFS										
Jan 15	at TB	L	1/0	0	0	---	--	0	1	2%
Totals			1/0	0	0	---	--	0	1	2%





PARRIS CAMPBELL

WIDE RECEIVER | 80



Height: 6-1 Weight: 205 DOB: July 16, 1997 (Age 27)
 NFL Experience: 6th Year (1st with Eagles) Draft: D2c-19 (59th overall) by IND Acquired: FA-NYG-24
 College: Ohio State Hometown (HS): Akron, OH (St. Vincent-St. Mary)

CAREER STATISTICS

Year	Team	GP/S	RECEIVING					OFF SNAPS	
			Rec	Yds	Avg	Lg	TD	No	Pct
2019	Indianapolis	7/3	18	127	7.1	27	1	196	18%
2020	Indianapolis	2/2	6	71	11.8	21	0	63	6%
2021	Indianapolis	6/3	10	162	16.2	51t	1	177	16%
2022	Indianapolis	17/16	63	623	9.9	49	3	980	85%
2023	N.Y. Giants	12/3	20	104	5.2	17	0	207	27%
Totals		44/27	117	1,087	9.3	51t	5	---	---

ADDITIONAL STATISTICS

Fumbles/Lost: 4/1 - 2019 (3/1), 2022 (1/0) **Fumble Recoveries:** 2 - 2022 (1), 2023 (1)
Rushing: 11-108 - 2019 (4-34), 2020 (2-16), 2022 (5-58)
Kickoff Returns: 15-366 - 2019 (7-175), 2023 (8-191)

CAREER HIGHS

Receptions	10	10/23/22 at Ten.
Receiving Yards	76	11/13/22 at LV
Receiving Long	51t	10/17/21 vs. Hou.
Receiving TDs	1	5x, last: 11/13/22 at LV

2023 GAME-BY-GAME STATISTICS (NYG)

Date	Opp	GP/S	Rec	Yds	Avg	Lg	TD	Snaps	Pct
Sep 10	Dal	L 1/1	1	2	2.0	2	0	47	67%
Sep 17	at Ari	W 1/1	4	21	5.3	9	0	45	66%
Sep 21	at SF	L 1/1	6	24	4.0	7	0	21	42%
Oct 2	Sea	L 1/0	3	15	5.0	8	0	23	31%
Oct 8	at Mia	L 1/0	2	23	11.5	17	0	16	22%
Oct 15	at Buf	L 1/0	0	0	---	--	0	0	0%
Oct 22	Was	W 1/0	0	0	---	--	0	4	6%
Oct 29	NYJ	L 1/0	0	0	---	--	0	3	4%
Nov 5	LV	L 1/0	2	15	7.5	10	0	14	22%
Nov 12	at Dal	L 1/0	1	6	6.0	6	0	17	30%
Nov 19	at Was	W 1/0	0	0	---	--	0	11	20%
Nov 26	NE	W 1/0	1	-2	-2.0	-2	0	6	12%
Dec 11	GB	W 0/0	INACTIVE						
Dec 17	at NO	L 0/0	INACTIVE						
Dec 25	at Phi	L 0/0	INACTIVE						
Dec 31	LAR	L 0/0	INACTIVE						
Jan 7	Phi	W 0/0	INACTIVE						
Totals		12/3	20	104	5.2	17	0	207	27%

BIRDSEED

- ▶ Prepped at St. Vincent-St. Mary (Akron, OH) High School, which is LeBron James' alma mater ... Considers James a friend and mentor
- ▶ Represented LeBron James' I Promise Program through the NFL's *My Cause My Cleats* initiative in 2023 ... The program works to provide students with resources to excel academically while creating change for families in Akron, OH ... Also aided the Local Legend Foundation through MCMC, as he is inspired by its commitment to empowering youth through sports, mentorship, and community events
- ▶ A two-time state champion at St. Vincent-St. Mary ... Earned all-state honors as a senior after rushing for 1,584 yards and 22 TDs ... Logged 1,353 yards and 28 TDs during his junior year ... Also participated in track and field, breaking the Ohio state record in the 60-meter dash (6.85) at the 2014 indoor championships and helping St. Vincent-St. Mary to the 2013 Ohio outdoor track and field championship

CAREER HIGHLIGHTS

- ▶ Selected by Indianapolis in the 2nd round (59th overall) of the 2019 NFL Draft ... Spent the first five years of his NFL career with the Colts (2019-22) and Giants (2023), appearing in 44 contests (27 starts) and registering 1,087 yards and 5 TDs on 117 receptions (9.3 avg.)

2023 SEASON - GIANTS

- ▶ Appeared in 207 offensive snaps over 12 games (three starts) with the Giants ... Finished the year with 20 catches for 104 yards

COLLEGE HIGHLIGHTS

- ▶ Played collegiately at Ohio State (2016-19), where he recorded 1,647 yards and 15 TDs on 130 catches (12.7 avg.) in 48 games (38 starts)
- ▶ Voted first-team All-Big Ten by the conference's coaches as a senior in 2018 ... Caught 90 passes for 1,063 yards (11.8 avg.) and 12 TDs, becoming the fifth Buckeyes WR to post 1,000+ yards in a season
- ▶ Also garnered All-Big Ten recognition in 2016 and 2017 ... A member of Ohio State's CFP National Championship roster in 2015

TRANSACTIONS

- ▶ **2019** - Drafted by IND in 2nd round (59th overall) ... **12/9/19** - Placed on Reserve/Injured ... **9/22/20** - Placed on Reserve/Injured ... **10/19/21** - Placed on Reserve/Injured ... **3/16/23** - Signed by NYG to 1-year contract ... **3/21/24** - Agreed to terms with PHI on 1-year contract





JALEN CARTER

DEFENSIVE TACKLE | 98



Height: 6-3 Weight: 314 DOB: April 4, 2001 (Age 23)
 NFL Experience: 2nd Year (2nd with Eagles) Draft: D1a-23 (9th overall) by PHI
 College: Georgia Hometown (HS): Apopka, FL (Apopka)

ALL-ROOKIE: 2023

CAREER STATISTICS

Year	Team	GP/S	TACKLES				PASS RUSH			INTERCEPTIONS					FUMBLES		DEF SNAPS	
			Total	Solo	Asst	TFL	Sacks	QBH	QBP	Int	Yds	Lg	TD	PD	FF	FR	No	Pct
2023	Philadelphia	16/1	33	20	13	8	6.0	9	47	0	0	--	0	0	2	1	563	48%
Totals		16/1	33	20	13	8	6.0	9	47	0	0	--	0	0	2	1	---	---

PLAYOFFS

2023	Philadelphia	1/0	2	1	1	0	0.0	0	1	0	0	--	0	0	0	0	37	53%
Totals		1/0	2	1	1	0	0.0	0	1	0	0	--	0	0	0	0	---	---

ADDITIONAL STATISTICS

Blocked FGs: 1 - 2023 (1) Fumble Recovery TDs: 1 - 2023 (1)

CAREER HIGHS

Tackles	4	2x, last: 11/26/23 vs. Buf.
Sacks	2.0	10/8/23 at LAR
INTs	--	---
PDs	--	---
FFs	2	9/25/23 at TB
FRs	1	12/10/23 at Dal.

Nicknames: J.C., Breadman ... Hobbies: Loves fishing and wants to do more deep sea fishing ... Has a goal of catching a Goliath Grouper ... If he could play another sport, what team: Basketball, Miami Heat ... Favorite TV show: *Spongebob* ... Favorite music genre: Hip-hop



BIRDSEED

- ▶ An outstanding athlete at Apopka (FL) High School, which is also the alma mater of Pro Football Hall of Fame DT **Warren Sapp** ... Played at multiple positions throughout his high school career, including DT, TE, FB and punter ... Booted a 60+ yard punt in the state championship game ... In addition to football, lettered in basketball and competed in heavyweight lifting competitions ... In middle school, saw action at RB, CB, WR and QB, throwing a 70+ yard TD pass in an AAU game
- ▶ During his pre-draft visit with the Eagles, served **Nick Sirianni** a quick 'H' competing in a game of 'HORSE' by delivering a flat-footed windmill dunk on his first try, leaving the head coach in disbelief ... Rumored to have been able to dunk as early as 5th grade, Carter previously went viral in high school after throwing down a windmill dunk in a game
- ▶ Used his scholarship money at Georgia to cover daily meals for his teammate, Weston Wallace, who was a walk-on DL for the Bulldogs ... Walk-on student athletes don't receive the same benefits, but Carter made sure Wallace wasn't the only DL not getting lunches
- ▶ Inspired to give back to his community in Apopka, organized his first youth football camp with the help of his mother in 2022 ... Grew up going to camps, which helped him become the player he is today

CAREER HIGHLIGHTS

- ▶ Voted to the 2023 PFWA **All-Rookie** Team after producing 33 tackles with 47 pressures, 9 QB hits, 8 TFLs, 6.0 sacks, 2 FFs and 1 FR-TD

2023 SEASON - EAGLES

- ▶ Collected PFWA **All-Rookie** honors after registering 47 pressures, 33 tackles (20 solo), 9 QB hits, 8 TFLs, 6.0 sacks, 2 FFs, 1 FR-TD and 1 blocked FG in 16 games (one start) ... Tied for the 2nd-most sacks by an Eagles rookie since 1982, behind **Corey Simon** (9.5 in 2000)
- ▶ Posted his first NFL TD when he returned a fumble (forced by **Fletcher Cox**) 42 yards for a score in the third quarter at Dallas (12/10/23) ... Became the second Eagles rookie DT since 1950 to return a fumble for a TD, joining **Kevin Johnson** on 10/29/95 vs. St. Louis
- ▶ Logged 2.0 sacks against QB **Matthew Stafford** in the win at L.A. Rams (10/8/23) ... Became the first Eagles rookie DT to record 2.0 sacks in a game since **Corey Simon** on 9/24/00 at New Orleans



2023 GAME-BY-GAME STATISTICS (PHI)												
Date	Opp		GP/S	Tot	Solo	Sk	Int	PD	FF	FR	Snaps	Pct
Sep 10	at NE	W	1/0	1	1	1.0	0	0	0	0	40	50%
Sep 14	Min	W	1/0	2	2	0.0	0	0	0	0	28	48%
Sep 25	at TB	W	1/0	2	1	0.5	0	0	2	0	21	45%
Oct 1	Was	W	1/0	3	0	0.0	0	0	0	0	36	46%
Oct 8	at LAR	W	1/0	4	3	2.0	0	0	0	0	39	70%
Oct 15	at NYJ	L	0/0	INACTIVE								
Oct 22	Mia	W	1/0	1	1	0.0	0	0	0	0	19	39%
Oct 29	at Was	W	1/0	1	0	0.0	0	0	0	0	17	24%
Nov 5	Dal	W	1/0	2	1	0.5	0	0	0	0	51	68%
Nov 20	at KC	W	1/0	3	2	0.0	0	0	0	0	43	54%
Nov 26	Buf	W	1/0	4	3	0.0	0	0	0	0	76	80%
Dec 3	SF	L	1/0	3	2	0.0	0	0	0	0	38	64%
Dec 10	at Dal	L	1/0	1	0	0.0	0	0	0	1	35	43%
Dec 18	at Sea	L	1/0	1	1	1.0	0	0	0	0	28	46%
Dec 25	NYG	W	1/0	1	0	0.0	0	0	0	0	21	33%
Dec 31	Ari	L	1/0	1	1	1.0	0	0	0	0	36	47%
Jan 7	at NYG	L	1/1	3	2	0.0	0	0	0	0	35	52%
Totals			16/1	33	20	6.0	0	0	2	1	563	48%
PLAYOFFS												
Jan 15	at TB	L	1/0	2	1	0.0	0	0	0	0	37	53%
Totals			1/0	2	1	0.0	0	0	0	0	37	53%



- ▶ Finished with 5 pressures, 2 FFs, 1 QB hit and 0.5 sacks in the 25-11 victory at Tampa Bay (9/25/23) ... Posted FFs on back-to-back plays in the second quarter, including on a split sack of Buccaneers QB **Baker Mayfield** ... Became the first NFL rookie DT to record multiple FFs in a game since **Karl Klug** on 9/18/11 vs. Baltimore with Tennessee
- ▶ Posted 6 pressures with 1.0 sack in his NFL debut in the 25-20 win at New England (9/10/23) ... Became the first Eagle to log a sack in their first career game since **Fletcher Cox** on 9/9/12 at Cleveland

COLLEGE HIGHLIGHTS

- ▶ A two-time CFP National Champion at Georgia (2021, '22), where he played three seasons (2020-22) ... Totaled 83 tackles (44 solo), 18.5 TFLs, 6.0 sacks, 4 PDs and 2 FFs in 38 career games (13 starts)
- ▶ Received first-team All-America honors and was voted first-team All-SEC as a junior in 2022 ... Named a finalist for the Rotary Lombardi Award (nation's top lineman) ... Finished the season with 32 tackles (16 solo), 7 TFLs, 3.0 sacks, 3 PDs and 2 FFs in 13 games (nine starts)

TRANSACTIONS

- ▶ **2023** - Drafted by PHI in 1st round (9th overall)



MCCALLAN CASTLES

TIGHT END | 43



Height: 6-4 Weight: 250 DOB: Dec. 3, 1999 (Age 24)
 NFL Experience: Rookie (1st with Eagles) Draft: UDFA-24 by PHI
 College: Tennessee Hometown (HS): South Lake Tahoe, CA (South Lake Tahoe)

COLLEGE STATISTICS

Year	School	GP/S	RECEIVING					OFF SNAPS	
			Rec	Yds	Avg	Lg	TD	No	Pct
2018	California	3/0	1	15	15.0	15	0	---	---
2019	California	2/1	0	0	---	--	0	---	---
2020	UC Davis	5/0	12	194	16.2	44	3	---	---
2021	UC Davis	12/12	27	387	14.2	49	4	---	---
2022	UC Davis	11/11	30	347	11.6	29	2	---	---
2023	Tennessee	13/0	22	283	12.9	43	5	---	---
Totals		46/24	92	1,226	13.3	49	14	---	---

BIRDSEED

- ▶ Comes from an athletic background as both parents were college athletes ... His father, Thomas, participated in track and field at UC Riverside while his mother, Alison, played basketball at Idaho State
- ▶ Was a four-sport athlete at South Lake Tahoe (CA) High School, playing baseball, basketball, football and running track and field
- ▶ Earned a master's degree in agricultural leadership, education and communication after completing his studies at Tennessee

COLLEGE HIGHLIGHTS

- ▶ Spent six seasons in the collegiate ranks (2018-23), producing 1,226 yards and 14 TDs on 92 receptions (13.3 avg.) in 46 career games (24 starts) ... Held stints at California (2018-19), UC Davis (2020-22) and Tennessee (2023), earning numerous honors along the way
- ▶ Produced a career-high 5 TDs with 283 yards on 22 catches (12.9 avg.) with the Volunteers in 2023 ... Garnered second-team All-Big Sky accolades with UC Davis in 2022 after registering 347 yards and 2 TDs on 30 receptions (11.6 avg.) ... Also received second-team All-Big Sky recognition in 2021, when he posted 27 catches for 387 yards (14.2 avg.) and 4 TDs, finishing as UC Davis' 2nd-leading receiver ... Won the Jim Ferrier Award as the most outstanding transfer at UC Davis in 2020, when he tied for the most receiving TDs (3) on the Aggies



TRANSACTIONS

- ▶ **2024** - Signed by PHI as UDFA



LE'RAVEN CLARK (IR)

TACKLE | 73



Height: 6-5 Weight: 311 DOB: April 22, 1993 (Age 31)

NFL Experience: 8th Year (2nd with Eagles) Draft: D3-16 (82nd overall) by IND Acquired: FA-23

College: Texas Tech Hometown (HS): Rockdale, TX (Rockdale)

CAREER STATISTICS

Year	Team	GP/S	STARTS			OFF SNAPS	
			LT	RG	RT	No	Pct
2016	Indianapolis	8/3	0	1	2	200	37%
2017	Indianapolis	15/5	0	5	0	323	33%
2018	Indianapolis	12/4	4	0	0	365	44%
2020	Indianapolis	12/3	2	0	1	148	18%
2021	Philadelphia	4/1	0	0	1	74	28%
2022	Tennessee	13/2	0	0	2	114	14%
Totals		64/18	6	6	6	---	---
PLAYOFFS							
2021	Philadelphia	1/0	0	0	0	23	35%
Totals		1/0	0	0	0	---	---

BIRDSEED

- ▶ Cites woodworking as one of his favorite hobbies ... Has created furniture for his house and also uses the items he crafts as gifts
- ▶ When a tornado struck Kokomo, IN, helped with food donations, working with the Red Cross, and meeting with locals to provide help

CAREER HIGHLIGHTS

- ▶ Spent the first seven seasons of his career with Indianapolis (2016-20), Philadelphia (2021) and Tennessee (2022), starting contests at LT, LG and RT ... Re-joined the Eagles following training camp in 2023

2023 SEASON - EAGLES

- ▶ Spent the entirety of the season on the practice squad

COLLEGE HIGHLIGHTS

- ▶ Played collegiately at Texas Tech (2012-15), where he started each of his 51 career games ... Earned All-Big 12 honors in all four years, including two first-team all-conference selections as well as All-Big 12 Offensive Lineman of the Year honorable mention as a freshman

TRANSACTIONS

- ▶ **2016** - Drafted by IND in the 3rd round (82nd overall) ... **3/21/20** - Signed by IND to 1-year contract ... **5/19/21** - Signed by PHI ... **8/31/21** - Released by PHI ... **9/1/21** - Signed by PHI to practice squad ... **9/14/21** - Placed on Reserve/Injured ... **10/6/21** - Activated from Reserve/Injured ... **10/9/21** - Elevated by PHI from practice squad for Week 5 at Carolina ... **10/14/21** - Elevated by PHI from practice squad for Week 6 vs Tampa Bay ... **12/8/21** - Elevated by PHI from practice squad for Week 15 vs Washington ... **12/22/21** - Placed on Reserve/COVID-19 ... **12/29/21** - Activated from Reserve/COVID-19... **8/30/22** - Released by PHI ... **8/31/22** - Signed by PHI to practice squad ... **9/27/22** - Signed by Tennessee to active roster from PHI practice squad ... **3/24/23** - Signed by PIT to 1-year contract ... **8/30/23** - Released by PIT ... **8/31/23** - Signed by PHI to practice squad ... **1/18/24** - Signed by PHI to reserve/future contract ... **5/3/24** - Placed on Reserve/Injured



Nicknames: "Raven, Crow, Meathead, Nibbles. That's just a few." ... **Hobbies:** Fishing, hunting, furniture making ... **Favorite movie:** *Forrest Gump* ... **Favorite music artist:** Lil Boosie ... **Favorite food:** Cornbread and milk ... **Strangest thing he's ever eaten:** "I wouldn't consider them strange. I'm from a small country town, so we hunt and fish a lot. Squirrels and rabbits are like common things."



BRITAIN COVEY

WIDE RECEIVER | 18

(pronounced CUHV-ee)

Height: 5-8 Weight: 173 DOB: March 18, 1997 (Age 27)
 NFL Experience: 3rd Year (3rd with Eagles) Draft: UDFA-22 by PHI
 College: Utah Hometown (HS): Provo, UT (Timpview)



CAREER STATISTICS

Year	Team	GP/S	RECEIVING					OFF SNAPS		PUNT RETURNS					
			Rec	Yds	Avg	Lg	TD	No	Pct	Ret	FC	Yds	Avg	Lg	TD
2022	Philadelphia	17/0	0	0	---	--	0	19	2%	33	18	308	9.3	27	0
2023	Philadelphia	16/0	4	42	10.5	22	0	58	5%	29	18	417	14.4	54	0
Totals		33/0	4	42	10.5	22	0	---	---	62	36	725	11.7	54	0

PLAYOFFS

2022	Philadelphia	3/0	0	0	---	--	0	2	1%	2	7	35	17.5	27	0
2023	Philadelphia	1/0	0	0	---	--	0	3	5%	1	2	0	0.0	0	0
Totals		4/0	0	0	---	--	0	---	---	3	9	35	11.7	27	0

ADDITIONAL STATISTICS

Fumbles/Lost: 3/0 - 2022 (2/0), 2023 (1/0) Kickoff Returns: 11-236 - 2022 (10-206), 2023 (1-30)

Special Teams Fumble Recoveries: 3 - 2022 (2), 2023 (1) Postseason Special Teams Fumble Recoveries: 1 - 2023 (1)

CAREER HIGHS

Receptions	3	1/7/24 at NYG
Receiving Yards	35	1/7/24 at NYG
Receiving Long	22	1/7/24 at NYG
Receiving TDs	--	---
Punt Returns	6	12/4/22 vs. Ten.
Punt Return Yards	105	12/4/22 vs. Ten.
Punt Return TDs	--	---

First job: Mowing lawns ... Surprisingly good at: "Golf. I'm like a three or four handicap right now." ... Desired talent: "Singing. An unknown fact about me is that I love musical theater. I love plays, drama, and Broadway. If I wasn't playing football, I would be doing that... if I could sing, of course." ... Famous relative: "My grandpa, Stephen Covey, is an author. He wrote *The 7 Habits of Highly Effective People*." ... Favorite athlete: Tiger Woods ... Favorite movie: *Warrior* ... Favorite TV show: *Parks and Recreation* ... Favorite food: "My wife's white bean chili or my wife's chicken tacos with avocado lime sauce on it."



BIRDSEED

- ▶ His grandfather, Stephen R. Covey, wrote the best-selling book, *The 7 Habits of Highly Successful People*, which sold more than 40 million copies worldwide ... Considers his grandfather one of his biggest influences and strives to exemplify the principles taught in his book
- ▶ A devout member of The Church of Jesus Christ of Latter-Day Saints, embarked on a mission trip to Chile after a promising start to his football career ... Reflects on the mission as the best two years of his life ... Returned two years later and continued to have on-field success
- ▶ Uses his platform to raise awareness for Bridle Up Hope, a foundation that was established in memory of his cousin, Rachel, who tragically passed away after a battle with depression ... Also lost another cousin, Jenna, to suicide a few years after Rachel ... Bridle Up Hope combines equestrian training, a pastime loved by Rachel, with life skills development, services at the barn, as well as self-renewal activities
- ▶ Attended Timpview (UT) High School, where he posted almost 7,400 yards of total offense ... Ranked 4th in Utah state history with 111 TDs responsible for in less than two years playing QB ... Led Timpview to back-to-back 4A state titles, winning 26 consecutive games at QB

CAREER HIGHLIGHTS

- ▶ Led the NFL with a career-high 417 punt return yards during the 2023 campaign ... Finished as the only player with multiple 50+ yard punt returns (2) that year while pacing the NFL in punt returns of 10+ yards (16, tied), 15+ yards (13), 20+ yards (7) and 25+ yards (5, tied)
- ▶ A member of the Eagles' Super Bowl LVIII roster in 2022

NOTES TO KNOW

- ▶ Has produced the most punt returns (62) and punt return yards (725) in the NFL since 2022 ... Owns the most punt returns of 15+ yards (20), 20+ yards (10), 25+ yards (7) and 50+ yards (2) during that stretch
- ▶ Ranks 3rd in the NFL in punt return average (11.7) since 2022 (min. 40 returns), behind **Kalif Raymond** (12.1) and **Rashid Shaheed** (11.8)



2023 GAME-BY-GAME STATISTICS (PHI)

Date	Opp	GP/S	RECEIVING					OFF SNAPS		PUNT RETURNS						
			Rec	Yds	Avg	Lg	TD	No	Pct	Ret	FC	Yds	Avg	Lg	TD	
Sep 10	at NE	W	1/0	0	0	---	--	0	0	0%	2	1	30	15.0	25	0
Sep 14	Min	W	1/0	0	0	---	--	0	0	0%	1	1	2	2.0	2	0
Sep 25	at TB	W	1/0	0	0	---	--	0	4	5%	3	1	81	27.0	52	0
Oct 1	Was	W	1/0	0	0	---	--	0	6	8%	3	1	38	12.7	20	0
Oct 8	at LAR	W	1/0	0	0	---	--	0	0	0%	2	1	35	17.5	20	0
Oct 15	at NYJ	L	1/0	0	0	---	--	0	2	3%	3	1	9	3.0	9	0
Oct 22	Mia	W	1/0	0	0	---	--	0	7	10%	0	0	0	---	--	0
Oct 29	at Was	W	1/0	0	0	---	--	0	0	0%	1	1	25	25.0	25	0
Nov 5	Dal	W	1/0	0	0	---	--	0	0	0%	1	1	4	4.0	4	0
Nov 20	at KC	W	1/0	0	0	---	--	0	1	2%	3	0	53	17.7	26	0
Nov 26	Buf	W	1/0	0	0	---	--	0	0	0%	1	3	18	18.0	18	0
Dec 3	SF	L	1/0	0	0	---	--	0	0	0%	1	1	0	0.0	0	0
Dec 10	at Dal	L	1/0	0	0	---	--	0	2	4%	1	0	18	18.0	18	0
Dec 18	at Sea	L	1/0	0	0	---	--	0	0	0%	3	2	30	10.0	16	0
Dec 25	NYG	W	1/0	1	7	7.0	7	0	1	1%	3	1	66	22.0	54	0
Dec 31	Ari	L	0/0	DID NOT PLAY												
Jan 7	at NYG	L	1/0	3	35	11.7	22	0	35	54%	1	3	8	8.0	8	0
Totals			16/0	4	42	10.5	22	0	58	5%	29	18	417	14.4	54	0

PLAYOFFS

Jan 15	at TB	L	1/0	0	0	---	--	0	3	5%	1	2	0	0.0	0	0
Totals			1/0	0	0	---	--	0	3	5%	1	2	0	0.0	0	0

2023 SEASON - EAGLES

- ▶ Registered a league-leading, career-best 417 punt return yards ... Finished as the only player with multiple 50+ yard punt returns (2) while ranking 1st in the NFL in punt returns of 10+ yards (16, tied), 15+ yards (13), 20+ yards (7) and 25+ yards (5, tied) ... His career-high 14.4 punt return average was the 4th-highest mark in Eagles history, trailing only **Steve Van Buren** in 1944 (15.3), **Brian Westbrook** in 2003 (15.3) and **DeSean Jackson** in 2009 (15.2) ... Added 42 yards on 4 receptions
- ▶ Logged a career-long, 54-yard punt return in the 33-25 win vs. N.Y. Giants (12/25/23) ... The field-flipping, first-quarter return positioned the Eagles offense at the 13-yard line for its opening series, requiring only 2 plays to reach the end zone to claim an early advantage
- ▶ Became the first Eagle to tally punt returns of 20+ yards in three consecutive games (Weeks 3-5) since **Darren Sproles** in 2014
- ▶ Combined for a career-high 111 return yards (3 punt returns for 81 yards and 1 kickoff return for 30 yards) in the 25-11 victory at Tampa Bay (9/25/23) ... Tallied a 52-yard punt return during the first quarter that helped set up the Eagles' first scoring drive of the game

COLLEGE HIGHLIGHTS

- ▶ Played collegiately at Utah (2015, '18-21), where he received five All-Pac-12 accolades, including four as a returner (first-team in 2018, '20, '21) and one as a WR (honorable mention in 2020) ... Also earned All-America honors following the 2015, '20 and '21 seasons
- ▶ Amassed 2,011 receiving yards with 11 TDs, 1,092 punt return yards (school record) with 4 TDs, 838 kickoff return yards with 1 TD, 300 rushing yards and 71 passing yards with 2 TDs in 47 career games (23 starts) ... Ranked among the top 10 in program history in punt returns (92, 2nd), receptions (184, 2nd), all-purpose yards (4,241, 3rd) and receiving yards (6th) ... Led Utah in receiving yards in 2015, '18 and '20

LONGEST PUNT RETURNS

Date	Opponent	Yds
12/25/23	vs. New York Giants (W, 33-25)	54
9/25/23	at Tampa Bay Buccaneers (W, 25-11)	52
2/12/23	at Kansas City Chiefs (L, 35-38) (SB)	27
12/4/22	vs. Tennessee Titans (W, 35-10)	27
11/20/23	at Kansas City Chiefs (W, 21-17)	26



TRANSACTIONS

- ▶ **2022** - Signed by PHI as UDFA ... **8/30/22** - Waived by PHI ... **8/31/22** - Signed by PHI to practice squad ... **9/10/22** - Elevated by PHI from practice squad for Week 1 at Detroit ... **9/19/22** - Elevated by PHI from practice squad for Week 2 vs. Minnesota ... **9/24/22** - Elevated by PHI from practice squad for Week 3 at Washington ... **10/1/22** - Signed by PHI to active roster from practice squad ... **8/29/23** - Waived by PHI ... **8/30/23** - Signed by PHI to practice squad ... **9/9/23** - Elevated by PHI from practice squad for Week 1 at New England ... **9/14/23** - Elevated by PHI from practice squad for Week 2 vs Minnesota ... **9/19/23** - Signed by PHI to active roster from practice squad



ANIM DANKWAH

TACKLE | 78

(pronounced ah-NEEM)

Height: 6-7 Weight: 330 DOB: Oct. 19, 2000 (Age 23)
 NFL Experience: Rookie (1st with Eagles) Draft: UDFA-24 by PHI
 College: Howard Hometown (HS): Brampton, Ontario, Canada (Taft School - Watertown, CT)



COLLEGE STATISTICS				
Year	School	GP	OFF SNAPS	
			No	Pct
2019	Howard	8	---	---
2021	Howard	6	---	---
2022	Howard	7	---	---
2023	Howard	12	---	---
Totals		33	---	---



BIRDSEED

- ▶ Grew up in Ghana, where he spent two hours each day commuting to school ... Credits his mother, who could speak English very well at a young age, for his academic achievements as she taught him how to read, write and do math ... To ensure his continued education, had to live with one of his teachers to combat the challenging commute, but when that teacher left, he had to move back home and spent nearly a year without attending classes ... Because of that, his father, who lived in Canada, had to make arrangements for him to live with him ... At 9 years old, Dankwah flew 16 hours alone from Ghana to Canada
- ▶ Had not played football before attending St. Roch Catholic Secondary School in Brampton, Ontario, Canada ... The coach encouraged him to try out, which opened new opportunities for him ... Later found himself competing in States at Taft High School in Watertown, CT in 2018
- ▶ Howard University was the first school to offer him a scholarship despite the eligibility challenges he faced with the NCAA since he was an international prospect ... Cited the family environment and sense of belonging as to why he chose and never considered leaving Howard
- ▶ Majored in criminology and strategic and legal communications

COLLEGE HIGHLIGHTS

- ▶ Played collegiately at Howard (2019-23), where he appeared in 33 career games and earned three All-MEAC honors (first-team recognition in 2022 and 2023) while being named a 2023 HBCU All-American ... Helped Howard earn a share of the MEAC regular-season title while making its first Cricket Celebration Bowl appearance in 2023

TRANSACTIONS

- ▶ **2024** - Signed by PHI as UDFA



JORDAN DAVIS

DEFENSIVE TACKLE | 90



Height: 6-6 Weight: 336 DOB: Jan. 12, 2000 (Age 24)
 NFL Experience: 3rd Year (3rd with Eagles) Draft: D1-22 (13th overall) by PHI
 College: Georgia Hometown (HS): Charlotte, NC (Mallard Creek)

ALL-ROOKIE: 2022

CAREER STATISTICS

Year	Team	GP/S	TACKLES				PASS RUSH			INTERCEPTIONS					FUMBLES		DEF SNAPS	
			Total	Solo	Asst	TFL	Sacks	QBH	QBP	Int	Yds	Lg	TD	PD	FF	FR	No	Pct
2022	Philadelphia	13/5	18	8	10	1	0.0	0	4	0	0	--	0	1	0	0	224	20%
2023	Philadelphia	17/17	45	18	27	2	2.5	5	16	0	0	--	0	1	1	0	519	45%
Totals		30/22	63	26	37	3	2.5	5	20	0	0	--	0	2	1	0	---	---

PLAYOFFS																		
Year	Team	GP/S	Total	Solo	Asst	TFL	Sacks	QBH	QBP	Int	Yds	Lg	TD	PD	FF	FR	No	Pct
2022	Philadelphia	3/0	4	3	1	0	0.0	2	4	0	0	--	0	0	0	0	45	29%
2023	Philadelphia	1/1	2	1	1	0	0.0	0	0	0	0	--	0	0	0	0	42	60%
Totals		4/1	6	4	2	0	0.0	2	4	0	0	--	0	0	0	0	---	---

CAREER HIGHS

Tackles	6	9/10/23 at NE
Sacks	1.0	9/14/23 vs. Min.
INTs	--	---
PDs	1	2x, last: 12/3/23 vs. SF
FFs	1	9/10/23 at NE
FRs	--	---

First job: Worked at an amusement park called Carowinds ... **What he wanted to grow up to be when he was younger:** "An astronaut. I was always so fascinated with space." ... **Bucket list:** Travel to Europe ... **Someone he would like to meet:** "I want to meet the President when we win the Super Bowl." ... **Favorite athletes:** LeBron James and Kobe Bryant ... **Favorite movie:** *Love and Basketball* ... **Favorite TV show:** *Family Guy* ... **Favorite food:** Carne asada tacos ... **Favorite candy:** "Swedish fish. It's got to be the red ones and it's got to be the small ones. The small ones are better than the bigger ones."



BIRDSEED

- ▶ Is very close with his mother, Shay Allen, and two younger brothers, Donovan and Yashua ... Even before he was drafted, Shay was a huge fan of the Eagles, due to her love for **Donovan McNabb**
- ▶ Credits his mother for getting him into football ... When he hit a growth spurt before entering 10th grade, she struggled to keep pace with his increased appetite and would often come home from her second job to find the refrigerator and cabinets almost bare ... Shay was sold on Mallard Creek (NC) High School's football team when she learned that summer practices included free breakfast and lunch
- ▶ At the 2022 NFL Combine, recorded a 4.78 time in the 40-yard dash, which was the fastest by any player over 330 pounds since 2006 and is believed to be one of the fastest times ever for a player his size ... In addition, his 10'3" standing broad jump is thought to be the record for a 300-pound player at the NFL Combine ... Earned a perfect 10 on the Relative Athletic Score due to his rare measurables
- ▶ Has supported Camp Sunshine and Northwest Victims Services through the league's *My Cause My Cleats* initiative ... Camp Sunshine offers retreats for children with life-threatening illnesses to enable hope and promote joy among them and their families ... Northwest Victims Services is a nonprofit organization that provides services to victims of crime in Philadelphia while promoting safety in the community

CAREER HIGHLIGHTS

- ▶ A member of the Eagles' Super Bowl LVII roster in 2022
- ▶ Selected to the 2022 PFWA **All-Rookie** Team after producing 18 total tackles, 4 QB pressures, 1 TFL and 1 PD in his debut season

2023 SEASON - EAGLES

- ▶ Started all 17 games and finished with career highs in defensive snaps (519), tackles (45), pressures (16), QB hits (5) and sacks (2.5)
- ▶ Recorded 2 tackles, 2 QB hits and 1.0 sack in the win vs. Minnesota (9/14/23) ... Sacked Vikings QB **Kirk Cousins** in the first quarter
- ▶ Finished with 6 tackles (3 solo), 2 pressures, 1 FF and 0.5 sacks in the 25-20 win at New England (9/10/23) ... Tallied his first career FF against Patriots RB **Ezekiel Elliott** ... Also teamed up with **Josh Sweat** for his first career sack contribution against Patriots QB **Mac Jones**



2023 GAME-BY-GAME STATISTICS (PHI)												
Date	Opp		GP/S	Tot	Solo	Sk	Int	PD	FF	FR	Snaps	Pct
Sep 10	at NE	W	1/1	6	3	0.5	0	0	1	0	35	44%
Sep 14	Min	W	1/1	2	1	1.0	0	0	0	0	17	29%
Sep 25	at TB	W	1/1	3	2	0.0	0	0	0	0	21	45%
Oct 1	Was	W	1/1	2	0	0.0	0	0	0	0	29	37%
Oct 8	at LAR	W	1/1	1	0	0.0	0	0	0	0	23	41%
Oct 15	at NYJ	L	1/1	3	0	0.5	0	0	0	0	44	68%
Oct 22	Mia	W	1/1	2	0	0.5	0	0	0	0	28	57%
Oct 29	at Was	W	1/1	0	0	0.0	0	0	0	0	17	24%
Nov 5	Dal	W	1/1	2	1	0.0	0	0	0	0	18	24%
Nov 20	at KC	W	1/1	3	1	0.0	0	0	0	0	37	47%
Nov 26	Buf	W	1/1	5	1	0.0	0	0	0	0	62	65%
Dec 3	SF	L	1/1	3	1	0.0	0	1	0	0	31	65%
Dec 10	at Dal	L	1/1	5	2	0.0	0	0	0	0	43	52%
Dec 18	at Sea	L	1/1	2	2	0.0	0	0	0	0	25	41%
Dec 25	NYG	W	1/1	2	2	0.0	0	0	0	0	32	51%
Dec 31	Ari	L	1/1	1	0	0.0	0	0	0	0	40	53%
Jan 7	at NYG	L	1/1	3	2	0.0	0	0	0	0	17	25%
Totals			17/17	45	18	2.5	0	1	1	0	519	45%
PLAYOFFS												
Jan 15	at TB	L	1/0	2	1	0.0	0	0	0	0	42	60%
Totals			1/0	2	1	0.0	0	0	0	0	42	60%



COLLEGE HIGHLIGHTS

- ▶ Played collegiately at Georgia (2018-21), totaling 91 tackles (37 solo), 12.5 TFLs, 7.0 sacks and 1 PD in 47 career games (33 starts) ... A key member of the 2021 CFP National Championship-winning defense
- ▶ Honored with the Outland Trophy (nation’s best interior lineman) and Chuck Bednarik Award (best defensive player in college football) as a senior in 2021 ... Also voted first-team All-America by the *Associated Press* and earned first-team All-SEC honors (media and coaches) after recording 32 tackles (17 solo), 5.5 TFLs, 2.0 sacks and 1 PD

TRANSACTIONS

- ▶ **2022** - Drafted by PHI in 1st round (13th overall) ... **11/2/22** - Placed on Reserve/Injured ... **12/3/22** - Activated from Reserve/Injured



SHAQUAN DAVIS

WIDE RECEIVER | 47



Height: 6-5 Weight: 215 DOB: Feb. 8, 2000 (Age 24)

NFL Experience: 1st Year (1st with Eagles) Draft: UDFA-23 by NO Acquired: FA-24

College: South Carolina State Hometown (HS): Summerville, SC (Summerville)



BIRDSEED

- ▶ Was a dual-sport athlete at Summerville (SC) High School, where he competed in both football and basketball

CAREER HIGHLIGHTS

- ▶ Entered the NFL as an undrafted rookie with New Orleans in 2023 ... Contributed to the Saints' practice squad during his first season

2023 SEASON - SAINTS

- ▶ Spent parts of the year on New Orleans' practice squad

COLLEGE HIGHLIGHTS

- ▶ A four-year letterman at South Carolina State (2019-22), where he combined for 2,452 yards and 25 TDs on 116 receptions (21.1 avg.)
- ▶ Caught 43 passes for 864 yards (20.1 avg.) and 8 TDs as a sophomore in 2021 ... Helped the Bulldogs capture the MEAC Championship and earn an appearance in the Celebration Bowl, which is played between the MEAC and SWAC conference winners ... Went on to win MVP of the Celebration Bowl with 95 yards and 3 TDs on just 5 receptions

TRANSACTIONS

- ▶ **2023** - Signed by NO as UDFA ... **8/29/23** - Waived by NO ... **8/30/23** - Signed by NO to practice squad ... **10/9/23** - Released by NO from practice squad ... **12/7/23** - Signed by NO to practice squad ... **1/18/24** - Signed by PHI to reserve/future contract



TYRION DAVIS-PRICE

RUNNING BACK | 35

(pronounced TIE-ree-on)

Height: 6-1 Weight: 219 DOB: Oct. 23, 2000 (Age 23)

NFL Experience: 3rd Year (1st with Eagles) Draft: D3a-22 (93rd overall) by SF Acquired: FA-24

College: LSU Hometown (HS): Baton Rouge, LA (Southern University Laboratory)



CAREER STATISTICS

			RUSHING					RECEIVING					OFF SNAPS		
Year	Team	GP/S	Att	Yds	Avg	Lg	TD	Rec	Yds	Avg	Lg	TD	TYS	No	Pct
2022	San Francisco	6/0	34	99	2.9	20	0	0	0	---	--	0	99	70	6%
2023	San Francisco	1/0	6	21	3.5	15	0	0	0	---	--	0	21	7	1%
Totals		7/0	40	120	3.0	20	0	0	0	---	--	0	120	---	---

PLAYOFFS															
Year	Team	GP/S	Att	Yds	Avg	Lg	TD	Rec	Yds	Avg	Lg	TD	TYS	No	Pct
2022	San Francisco	0/0	0	0	---	--	0	0	0	---	--	0	0	0	0%
Totals		0/0	0	0	---	--	0	0	0	---	--	0	0	---	---

CAREER HIGHS

Rush Attempts	14	9/18/22 vs. Sea.
Rushing Yards	33	9/18/22 vs. Sea.
Rushing Long	20	9/18/22 vs. Sea.
Rushing TDs	--	---
Receptions	--	---
Receiving Yards	--	---
Receiving Long	--	---
Receiving TDs	--	---
Scrimmage Yards	33	9/18/22 vs. Sea.
Scrimmage TDs	--	---

BIRDSEED

- ▶ Prepped at Southern University Laboratory (LA) High School, where he was considered one of the nation's top RBs for the class of 2019 ... Rushed for 2,500 yards and 29 TDs as a senior, averaging nearly 14 yards per carry ... A finalist for the Warrick Dunn Award, which is given annually to the top high school player in the Baton Rouge region

CAREER HIGHLIGHTS

- ▶ Originally a 3rd-round draft choice (93rd overall) by San Francisco in 2022 ... Spent the first two seasons of his NFL career with the 49ers, rushing for 120 yards on 40 attempts (3.0 avg.) in seven games ... Contributed to an offense that reached two NFC Championship Games (2022-23), including an appearance in Super Bowl LVIII

2023 SEASON - 49ERS

- ▶ Saw action in one game, posting 21 yards on 6 carries (3.5 avg.) in the win vs. Dallas (10/8/23) ... A member of San Francisco's practice squad during its playoff run that resulted in a trip to Super Bowl LVIII

COLLEGE HIGHLIGHTS

- ▶ Played collegiately at LSU (2019-21), where he rushed for 1,744 yards and 15 TDs on 379 attempts (4.6 avg.) in 36 career contests
- ▶ Totaled 1,003 yards and 15 TDs on 211 carries (4.8 avg.) as a junior in 2021 ... Recognized as the Walter Camp National Player of the Week and SEC Player of the Week after setting the LSU single-game rushing record with a 287-yard performance vs. Florida (10/16/21)
- ▶ A member of LSU's CFP National Championship team as a freshman in 2019 ... Rushed for 295 yards and 6 TDs on 64 carries (4.6 avg.)

TRANSACTIONS

- ▶ **2022** - Drafted by SF in 3rd round (93rd overall) ... **12/5/23** - Waived by SF ... **12/7/23** - Signed by SF to practice squad ... **2/20/24** - Signed by PHI





2023 GAME-BY-GAME STATISTICS (SF)

Date	Opp		GP/S	RUSHING					RECEIVING					OFF SNAPS		
				Att	Yds	Avg	Lg	TD	Rec	Yds	Avg	Lg	TD	TYS	No	Pct
Sep 10	at Pit	W	0/0	INACTIVE												
Sep 17	at LAR	W	0/0	INACTIVE												
Sep 21	NYG	W	0/0	INACTIVE												
Oct 1	Ari	W	0/0	DID NOT PLAY												
Oct 8	Dal	W	1/0	6	21	3.5	15	0	0	0	---	--	0	21	7	10%
Oct 15	at Cle	L	0/0	INACTIVE												
Oct 23	at Min	L	0/0	INACTIVE												
Oct 29	Cin	L	0/0	INACTIVE												
Nov 12	at Jax	W	0/0	INACTIVE												
Nov 19	TB	W	0/0	INACTIVE												
Nov 23	at Sea	W	0/0	INACTIVE												
Dec 3	at Phi	W	0/0	INACTIVE												
Dec 10	Sea	W	---	49ERS PRACTICE SQUAD												
Dec 17	at Ari	W	---	49ERS PRACTICE SQUAD												
Dec 25	Bal	L	---	49ERS PRACTICE SQUAD												
Dec 31	at Was	W	---	49ERS PRACTICE SQUAD												
Jan 7	LAR	L	---	49ERS PRACTICE SQUAD												
Totals			1/0	6	21	3.5	15	0	0	0	---	--	0	21	7	1%
PLAYOFFS																
Jan 20	GB	W	---	49ERS PRACTICE SQUAD												
Jan 28	Det	W	---	49ERS PRACTICE SQUAD												
Feb 11	at KC	L	---	49ERS PRACTICE SQUAD												
Totals			0/0	0	0	---	--	0	0	0	---	--	0	0	0	0%



NAKOBE DEAN

LINEBACKER | 17



Height: 5-11 Weight: 231 DOB: Dec. 13, 2000 (Age 23)
 NFL Experience: 3rd Year (3rd with Eagles) Draft: D3-22 (83rd overall) by PHI
 College: Georgia Hometown (HS): Horn Lake, MS (Horn Lake)

CAREER STATISTICS

Year	Team	GP/S	TACKLES				PASS RUSH			INTERCEPTIONS					FUMBLES		DEF SNAPS	
			Total	Solo	Asst	TFL	Sacks	QBH	QBP	Int	Yds	Lg	TD	PD	FF	FR	No	Pct
2022	Philadelphia	17/0	6	5	1	1	0.0	0	0	0	0	--	0	0	0	0	34	3%
2023	Philadelphia	5/4	30	22	8	2	0.5	1	4	0	0	--	0	0	0	0	182	16%
Totals		22/4	36	27	9	3	0.5	1	4	0	0	--	0	0	0	0	---	---

PLAYOFFS

2022	Philadelphia	3/0	0	0	0	0	0.0	0	0	0	0	--	0	0	0	0	9	6%
Totals		3/0	0	0	0	0	0.0	0	0	0	0	--	0	0	0	0	---	---

ADDITIONAL STATISTICS

Special Teams Tackles: 7 - 2022 (7) Postseason Special Teams Tackles: 2 - 2022 (2)

CAREER HIGHS

Tackles	13	10/29/23 at Was.
Sacks	0.5	11/5/23 vs. Dal.
INTs	--	---
PDs	--	---
FFs	--	---
FRs	--	---

What he wanted to grow up to be when he was younger: "I wanted to be an engineer, an architect, or a doctor. I always wanted to help people and I was good at math and science." ... Surprisingly good at: "If you ask me, I think I can sing. I can perform and dance a little bit." ... Desired talent: "I wish I was good at making songs, producing." ... Favorite athletes growing up: Troy Polamalu and James Harrison ... Favorite music artists: Rod Wave and Kevin Gates ... Favorite pre-game music: "I mix it up, but I always listen to some Lil Boosie. He gets me going." ... Favorite food: Salmon and chicken



BIRDSEED

- ▶ Studied mechanical engineering at Georgia and is interested in prosthetics ... His passion for the field stems from many visits to Veterans Affairs with his mother, Neketta Dean, who served in the military ... He decided at a young age that he wanted to aid veterans who lost their limbs by building prosthetics to improve their lives
- ▶ Maintained a 3.55 GPA in the mechanical engineering program during his time at Georgia ... During the 2023 offseason, returned to school to continue working toward finishing his degree requirements ... Would consider pursuing pre-med studies following his NFL career
- ▶ Raised by his mother, Neketta, in a single-parent household with his older brother, Nikolas, and younger sister, Brooklyn ... Neketta worked as the director of community affairs in Tunica County, MS, and prioritized community service in her family, bringing her children to various neighborhood events where they often volunteered
- ▶ With the help of his mother, used his NIL opportunities in college to make an impact in the community ... As a result, he was able to help local children get game tickets, provide canned foods to families in need, and sponsor a bed in an Athens homeless shelter
- ▶ Selected to the 2021 AFCA Good Works Team, which recognizes 22 college football players' community service and outstanding football play ... Also helped launch the "Dawgs for Pups" program at Georgia, raising money for students in Clarke County and the surrounding area to help donate WiFi hotspots for virtual schooling

CAREER HIGHLIGHTS

- ▶ A member of the Eagles' Super Bowl LVII roster in 2022

2023 SEASON - EAGLES

- ▶ Appeared in five games (four starts), recording 30 tackles (22 solo), 4 pressures, 2 TFLs, 1 QB hit and 0.5 sacks in 182 defensive snaps
- ▶ Made a career-high 13 tackles in the win at Washington (10/29/23)



2023 GAME-BY-GAME STATISTICS (PHI)												
Date	Opp		GP/S	Tot	Solo	Sk	Int	PD	FF	FR	Snaps	Pct
Sep 10	at NE	W	1/1	7	4	0.0	0	0	0	0	49	61%
Sep 14	Min	W	0/0	RESERVE/INJURED								
Sep 25	at TB	W	0/0	RESERVE/INJURED								
Oct 1	Was	W	0/0	RESERVE/INJURED								
Oct 8	at LAR	W	0/0	RESERVE/INJURED								
Oct 15	at NYJ	L	1/0	4	3	0.0	0	0	0	0	32	49%
Oct 22	Mia	W	1/1	3	3	0.0	0	0	0	0	30	61%
Oct 29	at Was	W	1/1	13	11	0.0	0	0	0	0	50	69%
Nov 5	Dal	W	1/1	3	1	0.5	0	0	0	0	21	28%
Nov 20	at KC	W	0/0	RESERVE/INJURED								
Nov 26	Buf	W	0/0	RESERVE/INJURED								
Dec 3	SF	L	0/0	RESERVE/INJURED								
Dec 10	at Dal	L	0/0	RESERVE/INJURED								
Dec 18	at Sea	L	0/0	RESERVE/INJURED								
Dec 25	NYG	W	0/0	RESERVE/INJURED								
Dec 31	Ari	L	0/0	RESERVE/INJURED								
Jan 7	at NYG	L	0/0	RESERVE/INJURED								
Totals			5/4	30	22	0.5	0	0	0	0	182	16%
PLAYOFFS												
Jan 15	at TB	L	0/0	RESERVE/INJURED								
Totals			0/0	0	0	0.0	0	0	0	0	---	---



COLLEGE HIGHLIGHTS

- ▶ Played collegiately at Georgia (2019-21), where he totaled 168 tackles (89 solo), 13.5 TFLs, 10 PDs, 7.5 sacks, 3 FFs and 2 INTs in 39 career games (25 starts) ... A team captain who helped guide the Bulldogs to the CFP National Championship during the 2021 campaign
- ▶ Voted the recipient of the 2021 Butkus Award (nation’s best LB) along with first-team All-SEC honors ... Selected as the SEC Defensive Player of the Year by *Pro Football Focus* and was a semifinalist for the 2021 Chuck Bednarik Award, which recognizes the best defensive player in college football ... Finished his junior campaign with 72 tackles (career high), 10.5 TFLs (team high), 8 PDs, 6.0 sacks, 2 INTs and 2 FFs
- ▶ Named a semifinalist for the Butkus Award as a sophomore in 2020, leading Georgia in tackles (71) and producing 1.5 sacks

TRANSACTIONS

- ▶ **2022** - Drafted by PHI in 3rd round (83rd overall) ... **9/12/23** - Placed on Reserve/Injured ... **10/14/23** - Activated from Reserve/Injured ... **11/16/23** - Placed on Reserve/Injured



COOPER DEJEAN

DEFENSIVE BACK | 33



Height: 6-0 Weight: 198 DOB: Feb. 9, 2003 (Age 21)
 NFL Experience: Rookie (1st with Eagles) Draft: D2-24 (40th overall) by PHI
 College: Iowa Hometown (HS): Odebolt, IA (Odebolt-Arthur-Battle Creek-Ida Grove)

COLLEGE STATISTICS

Year	School	GP/S	TACKLES				PASS RUSH			INTERCEPTIONS					FUMBLES		DEF SNAPS	
			Total	Solo	Asst	TFL	Sacks	QBH	QBP	Int	Yds	Lg	TD	PD	FF	FR	No	Pct
2021	Iowa	7/1	4	3	1	0	0.0	---	---	0	0	--	0	0	0	0	---	---
2022	Iowa	13/13	75	56	19	3	0.0	---	---	5	91	45t	3	13	0	0	---	---
2023	Iowa	10/10	41	26	15	2	0.0	---	---	2	41	41	0	7	0	0	---	---
Totals		30/24	120	85	35	5	0.0	---	---	7	132	45t	3	20	0	0	---	---

ADDITIONAL STATISTICS

Punt Returns: 31-406 - 2022 (10-165), 2023 (21-241) Punt Return TDs: 1 - 2023 (1) Kickoff Returns: 1-20 - 2021 (1-20) Passing TDs: 1 - 2022 (1) Rushing: 1-8 - 2023 (1-8)

Nickname: Coop ... **Hobbies:** Playing pick-up basketball, golfing, and playing video games ... **Bucket list:** Travel to Italy ... **Little known fact:** His hometown has zero stoplights — only stop signs and yield signs ... **If he could have a career outside of sports:** Real estate because he feels like it's an enjoyable business and he loves looking at new houses ... **Favorite athlete to watch:** LeBron James ... **Favorite TV show:** Suits ... **Favorite music/artists:** Rap and country; favorite artists are Drake, Lil Baby, Morgan Wallen and Zach Bryan

BIRDSEED

- ▶ Participated in numerous volunteer activities during his time at Iowa, including staffing Special Olympics events, working with Safe Haven of Iowa County, assisting CommUnity Crisis Services, and more ... Voted a semifinalist for the Lott IMPACT Trophy, which is awarded to a student-athlete who makes the biggest impact on and off the field
- ▶ Turned in a legendary football career at OA-BCIG (IA) High School as a QB and DB ... Set school career records in passing yards, passing TDs, completions and receiving TDs, in addition to single-season marks in passing yards, receptions, receiving yards and total yards ... Won back-to-back state championships as a junior and senior ... Scored the game-winning TD in the final minute of the state title game as a senior after his younger brother, Beckett, recovered a fumble on a kickoff
- ▶ Also lettered in basketball, baseball, and track at OA-BCIG ... Won the long jump and 100-meter dash state championships as a senior ... His 1,832 career points in basketball ranked just 58 points behind Vikings TE T.J. Hockenson on Iowa's all-time high school scoring list

COLLEGE HIGHLIGHTS

- ▶ Played collegiately at Iowa (2021-23), where he recorded 120 tackles (85 solo) with 20 PDs and 7 INTs (3 TDs) in 30 games (24 starts) ... Also returned 31 punts for 406 yards (13.1 avg.) and 1 TD in his career
- ▶ Earned unanimous consensus All-America honors and was voted a finalist for the Bronko Nagurski (nation's best defensive player) and Jim Thorpe (nation's best DB) Awards in 2023 ... Also recognized as the Big Ten Defensive Back of the Year ... Registered 41 tackles (26 solo) with 2 INTs and returned 21 punts for 241 yards in 10 appearances
- ▶ Collected the first of two first-team All-Big Ten honors in his career in 2022, when he started all 13 games and produced 75 tackles (56 solo) with 8 PDs and 5 INTs, including a school-record 3 INT-TDs

TRANSACTIONS

- ▶ **2024** - Drafted by PHI in 2nd round (40th overall)





LANDON DICKERSON

GUARD | 69



Height: 6-6 Weight: 332 DOB: Sept. 30, 1998 (Age 25)
 NFL Experience: 4th Year (4th with Eagles) Draft: D2-21 (37th overall) by PHI
 College: Alabama Hometown (HS): Hudson, NC (South Caldwell)

PRO BOWL: 2023, 2024

CAREER STATISTICS

Year	Team	GP/S	STARTS		OFF SNAPS	
			LG	RG	No	Pct
2021	Philadelphia	14/13	12	1	859	77%
2022	Philadelphia	17/17	17	0	1,096	93%
2023	Philadelphia	16/16	16	0	1,046	91%
Totals		47/46	45	1	---	---

PLAYOFFS						
Year	Team	GP/S	LG	RG	No	Pct
2021	Philadelphia	1/1	1	0	66	100%
2022	Philadelphia	3/3	3	0	201	92%
2023	Philadelphia	1/1	1	0	57	97%
Totals		5/5	5	0	---	---

Nickname: Big Country ... **Hobbies:** Woodworking, hunting, fishing, working on cars, home improvement, landscaping, mowing grass and Legos ... **Bucket list:** Visit every continent ... **Guilty pleasures:** Rita's birthday cake custard ... **Memorable fan interactions:** "There was a woman at Alabama. Every single game, I mean at the team hotel, warm-ups, bus ride, she was there for everything. It didn't matter if we were in Texas, Florida, Arkansas, it didn't matter." ... **Favorite movie:** Forrest Gump ... **Favorite meal:** Steak and sweet potato fries ... **Favorite athlete growing up:** Lawrence Taylor



BIRDSEED

- ▶ Has built an inseparable friendship with **Jordan Mailata**, who served as the best man at his wedding during the 2023 offseason
- ▶ In college, replaced his damaged front bumper with a wooden railroad tie and bolted a "BAMA" license plate on it, which gained noteworthy attention ... In 2021, upon learning about Captain Brian Wolnewitz, a firefighter who was diagnosed with Stage 4 lung cancer, organized the Landon Dickerson Bama Bumper Fundraiser ... Auctioned his famous 'bumper' with all proceeds benefiting Wolnewitz's family
- ▶ Is an Eagle Scout ... Announced on National Signing Day in 2016 that he would finish his Eagle Scout service project installing park benches to restore a recreation center instead of enrolling in college early
- ▶ Learned discipline through martial arts at a young age ... Earned a black belt in karate when he was 11 years old, becoming the youngest black belt in the history of the dojo he attended

CAREER HIGHLIGHTS

- ▶ Originally selected by the Eagles in the 2nd round (37th overall) of the 2021 NFL Draft ... Has become a two-time **Pro Bowler** (2023, '24) over his first three NFL seasons ... Contributed to a unit that paved the way to a Super Bowl LVII appearance during the 2022 campaign

2023 SEASON - EAGLES

- ▶ Voted to the **Pro Bowl** for the second straight season after starting all 16 games at LG ... Blocked for an Eagles OL that established a franchise record in third-down conversion rate (48.0%, 3rd in NFL)

COLLEGE HIGHLIGHTS

- ▶ Named the recipient of the Rimington Trophy (awarded to the nation's top center) and voted a unanimous first-team All-American and first-team All-SEC honoree as a fifth-year senior in 2020
- ▶ Helped lead Alabama to an undefeated 2020 season, which resulted in a CFP National Championship ... Anchored an OL that blocked for the Power 5's top-ranked scoring offense (48.5 ppg) ... The Crimson Tide also ranked 1st in pass efficiency rating (198.9) and 2nd in passing offense (358.2 ypg) and total offense (541.6 ypg)
- ▶ Received All-America honorable mention accolades from *Pro Football Focus* in 2019 ... Voted second-team All-SEC as a guard (Associated Press) and center (league's coaches) ... Paved the way for a unit that ranked 2nd in the nation in scoring offense (47.2 ppg), 3rd in passing offense (342.2 ypg) and 6th in total offense (510.8 ypg)
- ▶ Began his collegiate career at Florida State (2016-18)

TRANSACTIONS

- ▶ **2021** - Drafted by PHI in 2nd round (37th overall) ... **7/28/21** - Placed on Active/Non-Football Injury ... **8/30/21** - Activated from Active/Non-Football Injury ... **12/19/21** - Placed on Reserve/COVID-19 ... **12/24/21** - Activated from Reserve/COVID-19... **3/11/24** - Agreed to terms with PHI on 4-year contract extension



JAKE ELLIOTT

KICKER | 4



Height: 5-9 Weight: 167 DOB: Jan. 21, 1995 (Age 29)
 NFL Experience: 8th Year (8th with Eagles) Draft: D5a-17 (153rd overall) by CIN Acquired: PS-Cin-17
 College: Memphis Hometown (HS): La Grange, IL (Lyons Township)

SUPER BOWL CHAMPION: 2017 (LII) ALL-PRO: 2023 PRO BOWL: 2022

CAREER STATISTICS

Year	Team	GP	FG-FGA	Pct	0-19	20-29	30-39	40-49	50+	Lg	XP-XPA	Pct	Pts	KO	TB
2017	Philadelphia	15	26-31	83.9	0-0	5-5	4-7	12-13	5-6	61	39-42	92.9	117	83	42
2018	Philadelphia	16	26-31	83.9	0-0	7-7	10-11	7-8	2-5	56	33-35	94.3	111	81	57
2019	Philadelphia	16	22-26	84.6	0-0	7-7	8-8	5-7	2-4	53	35-37	94.6	101	79	52
2020	Philadelphia	16	14-19	73.7	0-0	1-3	6-6	5-5	2-5	54	24-26	92.3	66	70	46
2021	Philadelphia	17	30-33	90.9	0-0	7-7	10-10	10-13	3-3	58	44-44	100.0	134	94	61
2022	Philadelphia	16	20-23	87.0	0-0	6-6	8-9	1-2	5-6	56	51-53	96.2	111	91	63
2023	Philadelphia	17	30-32	93.8	0-0	9-9	7-8	7-7	7-8	61	45-46	97.8	135	90	73
Totals		113	168-195	86.2	0-0	42-44	53-59	47-55	26-37	61	271-283	95.8	775	588	394

PLAYOFFS

2017	Philadelphia	3	7-7	100.0	0-0	2-2	2-2	2-2	1-1	53	7-9	77.8	28	19	13
2018	Philadelphia	2	1-1	100.0	0-0	0-0	0-0	1-1	0-0	43	3-3	100.0	6	7	2
2019	Philadelphia	1	3-3	100.0	0-0	1-1	1-1	1-1	0-0	46	0-0	---	9	4	1
2021	Philadelphia	1	0-0	---	0-0	0-0	0-0	0-0	0-0	--	1-1	100.0	1	2	1
2022	Philadelphia	3	4-4	100.0	0-0	0-0	4-4	0-0	0-0	35	12-12	100.0	24	19	11
2023	Philadelphia	1	1-1	100.0	0-0	0-0	0-0	1-1	0-0	47	0-0	---	3	3	3
Totals		11	16-16	100.0	0-0	3-3	7-7	5-5	1-1	53	23-25	92.0	71	54	31

ADDITIONAL STATISTICS

Successful Onside Kicks: 1 - 2017 (1) Punting: 3-112 - 2020 (2-77), 2022 - (1-35) Pass Attempts: 1 - 2019 (1)

CAREER HIGHS

Points	16	2x, last: 1/8/23 vs. NYG
FGs	5	1/8/23 vs. NYG
FG Attempts	5	1/8/23 vs. NYG
Longest FG	61	2x, last: 9/14/23 vs. Min.
Longest Attempt	61	2x, last: 9/14/23 vs. Min.
PATs	6	2x, last: 12/11/22 at NYG



BIRDSEED

- ▶ Has supported Street Tails Animal Rescue (STAR) through the NFL's *My Cause My Cleats* initiative ... The organization, where Elliott adopted his dog, Willy, is dedicated to helping the homeless, unwanted and abandoned dogs in the Philadelphia area find their forever homes ... Also represented Everytown for Gun Safety, which builds awareness and teaches people about the issues of gun violence in America
- ▶ Grew up playing multiple sports and had interest from colleges to play tennis ... Credits tennis with helping his mental toughness for kicking
- ▶ Is a very skilled golfer who qualified for The Philadelphia Open Championship during the summer of 2022 ... The local pro-am tournament is held annually at the Philadelphia Cricket Club-Wissahickon
- ▶ Originally joined the football team at Lyons Township (IL) High School when the head coach pulled him aside after winning a student kicking competition at the school's pep rally

CAREER HIGHLIGHTS

- ▶ Voted second-team **All-Pro** by the *Associated Press* in 2023, when he established a single-season franchise record in FG percentage (93.8%) ... Also set a career high with 135 kicking points (5th in team history)
- ▶ A member of the Eagles' Super Bowl LVII roster in 2022
- ▶ Named to his first career **Pro Bowl** appearance following the 2021 season after producing a then-team-record 90.9% FG percentage



2023 GAME-BY-GAME STATISTICS (PHI)

Date	Opp	FG-FGA	Pct	0-19	20-29	30-39	40-49	50+	Lg	XP-XPA	Pct	Pts	Kick by Kick	
Sep 10	at NE	W	4-4	100	0-0	0-0	1-1	1-1	2-2	56	1-2	50	13	(32), (56), (48), (51)
Sep 14	Min	W	2-3	66.6	0-0	1-1	0-0	0-0	1-2	61	4-4	100	10	(24), 55WR, (61)
Sep 25	at TB	W	3-3	100	0-0	1-1	2-2	0-0	0-0	38	2-2	100	11	(36), (38), (26)
Oct 1	Was	W	4-4	100	0-0	0-0	1-1	2-2	1-1	54	2-2	100	14	(41), (47), (36), (54)
Oct 8	at LAR	W	3-3	100	0-0	2-2	1-1	0-0	0-0	34	2-2	100	11	(34), (26), (26)
Oct 15	at NYJ	L	0-1	0	0-0	0-0	0-1	0-0	0-0	--	2-2	100	2	37WR
Oct 22	Mia	W	1-1	100	0-0	1-1	0-0	0-0	0-0	24	4-4	100	7	(24)
Oct 29	at Was	W	1-1	100	0-0	0-0	0-0	0-0	1-1	51	5-5	100	8	(51)
Nov 5	Dal	W	0-0	---	0-0	0-0	0-0	0-0	0-0	--	4-4	100	4	---
Nov 20	at KC	W	0-0	---	0-0	0-0	0-0	0-0	0-0	--	3-3	100	3	---
Nov 26	Buf	W	1-1	100	0-0	0-0	0-0	0-0	1-1	59	4-4	100	7	(59)
Dec 3	SF	L	2-2	100	0-0	1-1	1-1	0-0	0-0	39	1-1	100	7	(26), (39)
Dec 10	at Dal	L	2-2	100	0-0	0-0	0-0	1-1	1-1	52	1-1	100	7	(52), (44)
Dec 18	at Sea	L	1-1	100	0-0	1-1	0-0	0-0	0-0	27	2-2	100	5	(27)
Dec 25	NYG	W	4-4	100	0-0	2-2	0-0	2-2	0-0	44	3-3	100	15	(28), (21), (44), (43)
Dec 31	Ari	L	1-1	100	0-0	0-0	0-0	1-1	0-0	41	4-4	100	7	(43)
Jan 7	at NYG	L	1-1	100	0-0	0-0	1-1	0-0	0-0	36	1-1	100	4	(36)
Totals			30-32	93.8	0-0	9-9	7-8	7-7	7-8	61	45-46	97.8	135	---

PLAYOFFS

Jan 15	at TB	L	1-1	100	0-0	0-0	0-0	1-1	0-0	47	0-0	---	3	(47)
Totals			1-1	100	0-0	0-0	0-0	1-1	0-0	47	0-0	---	3	---

Hobbies: Golf ... **First job:** Tennis instructor ... **If he could play another sport:** Shortstop, Chicago Cubs ... **Player he models his game after:** Stephen Gostkowski ... **Favorite meal:** Deep dish pizza ... **Favorite quote:** "Success isn't owned. It's rented, and rent is due every day."

- ▶ Recorded the longest FGs (43 and 46 yards) by a rookie in Super Bowl history during the 41-33 win over New England in **Super Bowl LII**
- ▶ Connected on the longest postseason FG (53 yards) in Eagles history during the 2017 NFC Divisional Playoff victory vs. Atlanta (1/13/18)
- ▶ Kicked a game-winning, 61-yard FG (franchise record and NFL rookie record) as time expired in the 27-24 win vs. N.Y. Giants on 9/24/17 ... Matched his Eagles record with another 61-yard FG as time expired in the first half of the 34-28 victory vs. Minnesota on 9/14/23

NOTES TO KNOW

- ▶ Is tied for the 2nd-highest FG percentage (90.9%) among NFL kickers with 80+ FG attempts since 2021, trailing only **Nick Folk** (91.5%) ... Also ranked 6th in the NFL in kicking points (380) during that stretch
- ▶ His 775 career points are the 3rd-most in team history, behind **David Akers** (1,323, 1999-2010) and **Bobby Walston** (881, 1951-62) ... Is the fastest player in Eagles history to reach 500 points (77 games)
- ▶ Owns the 2nd-most career FGs (168) in franchise history, trailing only **David Akers** (294, 1999-2010) ... Has recorded the most 50+ yard FGs (27) ever recorded by an Eagle (including playoffs)

2023 SEASON - EAGLES

- ▶ Earned his first career *Associated Press All-Pro* selection after setting an Eagles single-season record with a 93.8% FG percentage, breaking his previous mark that he established in 2021 (90.9%) ... Ranked 6th in the NFL in FG percentage and kicking points (135) ... His 135 kicking points marked the 5th-most in single-season franchise history

LONGEST FIELD GOALS

Date	Opponent	Yds
9/14/23	vs. Minnesota Vikings (W, 34-28)	61
9/24/17	vs. New York Giants (W, 27-24)	61
11/26/23	vs. Buffalo Bills (W, 37-34)	59
10/10/21	at Carolina Panthers (W, 21-18)	58
9/10/23	at New England Patriots (W, 25-20)	56
1/1/23	vs. New Orleans Saints (L, 10-20)	56
11/11/18	vs. Dallas Cowboys (L, 20-27)	56
10/1/23	vs. Washington Commanders (W, 34-31)	54
1/8/23	vs. New York Giants (W, 22-16)	54
11/27/22	vs. Green Bay Packers (W, 40-33)	54
9/27/20	vs. Cincinnati Bengals (T, 23-23)	54





- ▶ Received **NFC Special Teams Player of the Week** honors after kicking a 59-yard FG with 20 seconds remaining in the fourth quarter to force OT in the Eagles' 37-34 comeback victory vs. Buffalo (11/26/23)
- ▶ Voted **NFC Special Teams Player of the Week** after totaling 14 points, including 4-of-4 FGs from 41, 47, 36 and 54 yards, to give the Eagles a 34-31 win vs. Washington (10/1/23) ... His game-winning, 54-yard FG tied for the 2nd-longest OT FG in NFL history, trailing only **Sebastian Janikowski** (57 yards on 10/19/08 vs. N.Y. Jets with Oakland)
- ▶ Tied his franchise record with a 61-yard FG as time expired during the first half of the 34-28 win vs. Minnesota (9/14/23) ... Became the fifth player in NFL history to produce multiple 61+ yard FGs, joining **Brett Maher** (3), **Sebastian Janikowski**, **Matt Prater** and **Justin Tucker**
- ▶ Earned **NFC Special Teams Player of the Week** honors after registering 13 points after kicking 4 FGs from 32, 56, 48 and 51 yards with 1 PAT in the 25-20 win at New England (9/10/23) ... Accounted for more than half of the team's points in the victory ... Marked just the second time in his career that he converted multiple 50+ yard FGs in a game

COLLEGE HIGHLIGHTS

- ▶ A four-time Lou Groza Award semifinalist (top collegiate placekicker), including a finalist in 2015 ... Totaled a school-best 445 career points, topping **Stephen Gostkowski** (369) and **DeAngelo Williams** (362)
- ▶ During his four seasons at Memphis, ranked 2nd among NCAA kickers in points (445), behind **Zane Gonzalez** (492) ... Holds the school record for longest FG (56 yards) and kicked 4 of the 5 longest FGs in program history from 56, 54, 53 and 53 yards



TRANSACTIONS

- ▶ **2017** - Drafted by CIN in 5th round (153rd overall) ... **9/2/17** - Waived by CIN ... **9/3/17** - Signed by CIN to practice squad ... **9/12/17** - Signed by PHI from CIN practice squad ... **2/22/19** - Signed by PHI to 1-year contract ... **11/27/19** - Signed by PHI to 5-year contract extension ... **3/13/24** - Agreed to terms with PHI on 4-year contract extension



KENNETH GAINWELL

RUNNING BACK | 14



Height: 5-9 Weight: 200 DOB: March 14, 1999 (Age 25)
 NFL Experience: 4th Year (4th with Eagles) Draft: D5-21 (150th overall) by PHI
 College: Memphis Hometown (HS): Yazoo City, MS (Yazoo County)

CAREER STATISTICS

Year	Team	GP/S	RUSHING					RECEIVING					TYS	OFF SNAPS	
			Att	Yds	Avg	Lg	TD	Rec	Yds	Avg	Lg	TD		No	Pct
2021	Philadelphia	16/1	68	291	4.3	18t	5	33	253	7.7	19	1	544	298	27%
2022	Philadelphia	17/0	53	240	4.5	13	4	23	169	7.3	20	0	409	331	28%
2023	Philadelphia	16/2	84	364	4.3	32	2	30	183	6.1	19	0	547	442	39%
Totals		49/3	205	895	4.4	32	11	86	605	7.0	20	1	1,500	---	---

PLAYOFFS

2021	Philadelphia	1/0	1	6	6.0	6	0	5	49	9.8	20	1	55	25	38%
2022	Philadelphia	3/0	33	181	5.5	35t	1	7	55	7.9	17	0	236	95	43%
2023	Philadelphia	1/0	4	3	0.8	4	0	2	10	5.0	9	0	12	19	32%
Totals		5/0	38	190	5.5	35t	1	14	110	8.7	20	1	304	---	---

ADDITIONAL STATISTICS

Fumbles/Lost: 3/2 - 2021 (2/1), 2023 (1/1) **Passing:** 1/1-17 - 2023 (1/1-17) **Special Teams Tackles:** 1 - 2023 (1)
Kickoff Returns: 8-137 - 2021 (8-137) **Postseason Kickoff Returns:** 3-57 - 2021 (3-57) **Postseason Fumble Recoveries:** 1 - 2021 (1)

CAREER HIGHS

Rush Attempts	14	3x, last: 9/25/23 at TB
Rushing Yards	112	1/21/23 vs. NYG (Div.)
Rushing Long	35t	1/21/23 vs. NYG (Div.)
Rushing TDs	1	12x, last: 11/5/23 vs. Dal.
Receptions	6	10/3/21 vs. KC
Receiving Yards	58	10/3/21 vs. KC
Receiving Long	20	2x, last: 12/24/22 at Dal.
Receiving TDs	1	10/24/21 at LV
Scrimmage Yards	121	1/21/23 vs. NYG (Div.)
Scrimmage TDs	1	14x, last: 11/5/23 vs. Dal.



BIRDSEED

- ▶ Is cousins with Eagles legend **Fletcher Cox** ... Grew up an Eagles fan
- ▶ His family was significantly impacted by the COVID-19 pandemic, with four relatives passing away due to the virus ... Resulted in his decision to opt out of his final collegiate season at Memphis in 2020
- ▶ Considers his older brother, Curtis, his biggest inspiration ... In 2013, Curtis suffered a ruptured blood vessel in his brain causing a hemorrhagic stroke, requiring four surgeries to save his life at 18 years old ... Though he needed to learn to walk and talk again, Curtis has done incredible with his recovery, deeply motivating Kenneth
- ▶ Has supported the Pediatric Stroke Program at the Children’s Hospital of Philadelphia through the NFL’s *My Cause My Cleats* campaign

CAREER HIGHLIGHTS

- ▶ Led the Eagles in both rushing yards (181) and scrimmage yards (236) during the 2022 playoffs, which resulted in a Super Bowl LVII appearance ... Averaged 5.5 yards per carry with 1 TD on 33 attempts
- ▶ In 2021, tied for the most rushing TDs (5) in franchise rookie history, joining **Don Johnson** (1953) and **Steve Van Buren** (1944)

2023 SEASON - EAGLES

- ▶ Appeared in a career-high 442 offensive snaps and combined for 547 scrimmage yards, including a career-best 364 yards with 2 TDs on 84 carries (4.3 avg.) ... Also totaled 183 yards on 30 receptions

COLLEGE HIGHLIGHTS

- ▶ Played in 18 career games (14 starts) at Memphis and recorded 2,212 scrimmage yards (1,550 rushing, 662 receiving) with 17 TDs



2023 GAME-BY-GAME STATISTICS (PHI)

Date	Opp	GP/S	RUSHING					RECEIVING					TYS	OFF SNAPS		
			Att	Yds	Avg	Lg	TD	Rec	Yds	Avg	Lg	TD		No	Pct	
Sep 10	at NE	W	1/1	14	54	3.9	16	0	4	20	5.0	8	0	74	41	62%
Sep 14	Min	W	0/0	INACTIVE												
Sep 25	at TB	W	1/0	14	43	3.1	8	0	1	5	5.0	5	0	48	37	46%
Oct 1	Was	W	1/0	4	14	3.5	13	0	2	7	3.5	4	0	21	27	38%
Oct 8	at LAR	W	1/0	7	17	2.4	4	0	1	7	7.0	7	0	24	30	38%
Oct 15	at NYJ	L	1/0	2	13	6.5	12	0	1	4	4.0	4	0	16	29	41%
Oct 22	Mia	W	1/0	8	16	2.0	5	1	0	0	---	--	0	16	23	32%
Oct 29	at Was	W	1/0	2	-4	-2.0	0	0	5	30	6.0	17	0	26	19	30%
Nov 5	Dal	W	1/0	3	22	7.3	12t	1	1	1	1.0	1	0	23	23	37%
Nov 20	at KC	W	1/0	1	1	1.0	1	0	1	4	4.0	4	0	5	17	30%
Nov 26	Buf	W	1/0	2	26	13.0	23	0	2	10	5.0	6	0	36	23	35%
Dec 3	SF	L	1/0	2	5	2.5	3	0	5	42	8.4	15	0	47	39	54%
Dec 10	at Dal	L	1/0	4	28	7.0	11	0	0	0	---	--	0	28	25	45%
Dec 18	at Sea	L	1/0	6	21	3.5	8	0	0	0	---	--	0	21	28	41%
Dec 25	NYG	W	1/0	6	41	6.8	22	0	3	38	12.7	19	0	79	30	40%
Dec 31	Ari	L	1/0	2	5	2.5	3	0	4	15	3.8	6	0	20	26	53%
Jan 7	at NYG	L	1/1	7	62	8.9	32	0	0	0	---	--	0	62	25	38%
Totals			16/2	84	364	4.3	32	2	30	183	6.1	19	0	547	442	39%
PLAYOFFS																
Jan 15	at TB	L	1/0	4	3	0.8	4	0	2	10	5.0	9	0	12	19	32%
Totals			1/0	4	3	0.8	4	0	2	10	5.0	9	0	12	19	32%



Nicknames: Kenny, Kenny G and Iceman ... Hobbies: Fishing ... Favorite meal: Meatlovers pizza ... Favorite movie: Spider-Man ... Favorite TV show: Sanford and Son, Good Times and Scooby-Doo

- ▶ Led the Tigers to an AAC Championship behind an FBS-leading 2,069 all-purpose yards along with 1,459 rushing yards (12th nationally) as a redshirt freshman in 2019 ... Became just the third player in program history to register 2,000+ all-purpose yards in a season, joining **DeAngelo Williams** (2003-05) and **Darrell Henderson** (2018)

TRANSACTIONS

- ▶ **2021** - Drafted by PHI in 5th round (150th overall)



C.J. GARDNER-JOHNSON

SAFETY | 8



Height: 5-11 Weight: 208 DOB: Dec. 20, 1997 (Age 26)
 NFL Experience: 6th Year (2nd with Eagles) Draft: D4-19 (105th overall) by NO Acquired: FA-Det-24
 College: Florida Hometown (HS): Cocoa, FL (Cocoa)

ALL-ROOKIE: 2019

CAREER STATISTICS

Year	Team	GP/S	TACKLES				PASS RUSH			INTERCEPTIONS					FUMBLES		DEF SNAPS	
			Total	Solo	Asst	TFL	Sacks	QBH	QBP	Int	Yds	Lg	TD	PD	FF	FR	No	Pct
2019	New Orleans	16/7	46	35	11	6	0.0	4	5	1	28	28	0	8	1	1	546	52%
2020	New Orleans	15/13	65	51	14	5	1.0	4	7	1	3	3	0	13	0	0	861	82%
2021	New Orleans	12/11	46	32	14	4	2.0	4	6	3	45	26	0	7	0	0	626	56%
2022	Philadelphia	12/12	67	61	6	5	1.0	2	5	6	54	25	0	8	0	0	729	66%
2023	Detroit	3/2	17	16	1	0	0.0	0	1	1	0	0	0	3	0	0	187	17%
Totals		58/45	241	195	46	20	4.0	14	24	12	130	28	0	39	1	1	---	---

PLAYOFFS

2019	New Orleans	1/1	3	2	1	0	0.0	0	0	0	0	--	0	1	0	0	50	64%
2020	New Orleans	2/2	10	7	3	0	0.0	0	0	0	0	--	0	1	0	0	99	85%
2022	Philadelphia	3/3	12	7	5	0	0.0	0	0	0	0	--	0	1	0	0	144	94%
2023	Detroit	3/0	12	5	7	0	0.0	0	3	1	0	--	0	1	0	0	105	56%
Totals		9/6	37	21	16	0	0.0	0	3	1	0	--	0	4	0	0	---	---

ADDITIONAL STATISTICS

Special Teams Tackles: 4 - 2019 (3), 2020 (1)

CAREER HIGHS

Tackles	11	11/20/22 at Ind.
Sacks	1.0	4x, last: 10/30/22 vs. Pit.
INTs	2	10/16/22 vs. Dal.
PDs	3	12/20/20 vs. KC
FFs	1	12/22/19 at Ten.
FRs	1	12/22/19 at Ten.



BIRDSEED

- ▶ Previously represented Boys Town and Raintree Family Services as a part of the NFL's *My Cause My Cleats* initiative ... Each group provides services to at-risk youth, including opportunities for growth ... Also supported Adopt.org through MCMC, an organization that supports the adoption community in Pennsylvania, New Jersey and Delaware

CAREER HIGHLIGHTS

- ▶ A member of the Eagles' Super Bowl LVII defense in 2022
- ▶ Despite missing five games due to injury in 2022, finished tied for the league lead with a career-high 6 INTs ... Became the first Eagle to produce 6+ INTs in a season since **Brandon Boykin** in 2013
- ▶ Named to the PFWA **All-Rookie** Team in 2019

2023 SEASON - LIONS

- ▶ Saw action in 187 defensive snaps over three games (two starts) and registered 17 tackles (16 solo) with 3 PDs and 1 INT ... Returned from injury in Week 18 and played in all three playoff contests, totaling 12 tackles (5 solo), 3 pressures, 1 PD and 1 INT in 105 snaps

COLLEGE HIGHLIGHTS

- ▶ Played collegiately at Florida (2016-18) ... Totaled 161 tackles, 17 PDs, 9 INTs (3 TDs) and 4.0 sacks in 37 career games (26 starts)
- ▶ Was a two-time *Associated Press* All-Bowl Team selection (2016 and 2018) ... Selected the 2018 Chick-fil-A Peach Bowl Defensive MVP after recording 2 INTs and returning 1 for a score against Michigan ... Named the 2016 Outback Bowl MVP for his 2-INT performance against Iowa, which included 1 TD ... Became the second true freshman in Gators history to win a Bowl MVP Award, joining **Emmitt Smith** (1987)



2023 GAME-BY-GAME STATISTICS (DET)

Date	Opp	GP/S	Tot	Solo	Sk	Int	PD	FF	FR	Snaps	Pct	
Sep 7	at KC	W	1/1	5	5	0.0	0	2	0	0	65	100%
Sep 17	Sea	L	1/1	8	7	0.0	0	0	0	0	70	97%
Sep 24	Atl	W	RESERVE/INJURED									
Sep 28	at GB	W	RESERVE/INJURED									
Oct 8	Car	W	RESERVE/INJURED									
Oct 15	at TB	W	RESERVE/INJURED									
Oct 22	at Bal	L	RESERVE/INJURED									
Oct 30	LV	W	RESERVE/INJURED									
Nov 12	at LAC	W	RESERVE/INJURED									
Nov 19	Chi	W	RESERVE/INJURED									
Nov 23	GB	L	RESERVE/INJURED									
Dec 3	at NO	W	RESERVE/INJURED									
Dec 10	at Chi	L	RESERVE/INJURED									
Dec 16	Den	W	RESERVE/INJURED									
Dec 24	at Min	W	RESERVE/INJURED									
Dec 30	at Dal	L	RESERVE/INJURED									
Jan 7	Min	W	1/0	4	4	0.0	1	1	0	0	52	71%
Totals			3/2	17	16	0.0	1	3	0	0	187	17%
PLAYOFFS												
Jan 14	LAR	W	1/0	7	4	0.0	0	0	0	0	38	66%
Jan 21	TB	W	1/0	1	1	0.0	1	1	0	0	34	53%
Jan 28	at SF	L	1/0	4	0	0.0	0	0	0	0	33	50%
Totals			3/0	12	5	0.0	1	0	0	0	105	56%



Place he'd like to visit: The Moon ... Someone he'd like to meet one day: Joel Embiid ... Favorite athletes growing up: LeBron James and Randy Moss ... Favorite movies: The Madagascar series ... Favorite TV show: SpongeBob SquarePants ... Favorite pregame music: NBA Youngboy ... Favorite food: Hibachi seafood

TRANSACTIONS

- **2019** - Drafted by NO in 4th round (105th overall) ... **12/30/20** - Placed on Reserve/COVID-19 ... **1/8/21** - Activated from Reserve/COVID-19 ... **12/11/21** - Placed on Reserve/Injured ... **12/11/21** - Activated from Reserve/Injured ... **8/30/22** - Acquired by PHI from NO with 2025 7th-round draft choice in exchange for 2023 5th-round draft choice and later of Eagles' two 2024 6th-round draft choices ... **12/3/22** - Placed on Reserve/Injured ... **1/7/23** - Activated from Reserve/Injured ... **3/19/23** - Signed by DET to 1-year contract ... **9/19/23** - Placed on Reserve/Injured ... **1/6/24** - Activated from Reserve/Injured ... **3/13/24** - Agreed to terms with PHI on 3-year contract



MEKHI GARNER

CORNERBACK | 43



Height: 6-2 Weight: 212 DOB: Jan. 11, 2000 (Age 24)
 NFL Experience: 1st Year (1st with Eagles) Draft: UDFA-23 by PHI
 College: LSU Hometown (HS): Mesquite, TX (Poteet)

CAREER STATISTICS

Year	Team	GP/S	TACKLES				PASS RUSH			INTERCEPTIONS					FUMBLES		DEF SNAPS	
			Total	Solo	Asst	TFL	Sacks	QBH	QBP	Int	Yds	Lg	TD	PD	FF	FR	No	Pct
2023	Philadelphia	3/0	0	0	0	0	0.0	0	0	0	0	--	0	0	0	0	27	2%
Totals		3/0	0	0	0	0	0.0	0	0	0	0	--	0	0	0	0	---	---

PLAYOFFS

2023	Philadelphia	1/0	0	0	0	0	0	0	0	0	0	0	0	0	0	0	0	0	0%
Totals		1/0	0	0	0	0	0.0	0	0	0	0	--	0	0	0	0	0	0	0%

ADDITIONAL STATISTICS

Postseason Special Teams Tackles: 1 - 2023 (1)

CAREER HIGHS

Tackles	--	---
Sacks	--	---
INTs	--	---
PDs	--	---
FFs	--	---
FRs	--	---

BIRDSEED

- ▶ Majored in marine biology during his time in college

CAREER HIGHLIGHTS

- ▶ Entered the NFL as an undrafted rookie with Philadelphia in 2023

2023 SEASON - EAGLES

- ▶ Elevated from the practice squad for three regular-season contests as well as the NFC Wild Card Playoff at Tampa Bay (1/15/24)

COLLEGE HIGHLIGHTS

- ▶ Recorded 105 tackles (71 solo), 26 PDs, 5 TFLs, 2 FFs and 1.5 sacks in 39 career games between Louisiana (2019-21) and LSU (2022)
- ▶ Started all 13 games at LSU in 2022, totaling 43 tackles and 8 PDs
- ▶ Earned All-Sun Belt recognition as a sophomore at Louisiana in 2020, when he produced career highs in both PDs (10) and INTs (3)
- ▶ Originally began his collegiate career at Navarro College (Corsicana, TX) in 2018 ... Tallied 2 INTs in 10 games before transferring

TRANSACTIONS

- ▶ **2023** - Signed by PHI as UDFA ... **8/29/23** - Waived by PHI ... **8/30/23** - Signed by PHI to practice squad ... **10/14/23** - Elevated by PHI from practice squad for Week 6 at N.Y. Jets ... **10/21/23** - Elevated by PHI from practice squad for Week 7 vs. Miami ... **12/18/23** - Elevated by PHI from practice squad for Week 15 at Seattle ... **1/18/24** - Signed by PHI to reserve/future contract



Nickname: Heavy Champ ... Hobbies: Watching movies and playing video games ... "I'm on *Call of Duty*, but I'm an *NBA 2K* kind of guy."
 ... If he could play another sport, what team: Basketball playing with Stephen Curry on the Golden State Warriors ... If he could have a career outside of sports: Marine biology ... Favorite movies: *Boyz n the Hood*, *Training Day*, and *The Conjuring*



2023 GAME-BY-GAME STATISTICS (PHI)												
Date	Opp	GP/S	Tot	Solo	Sk	Int	PD	FF	FR	Snaps	Pct	
Sep 10	at NE	W	EAGLES PRACTICE SQUAD									
Sep 14	Min	W	EAGLES PRACTICE SQUAD									
Sep 25	at TB	W	EAGLES PRACTICE SQUAD									
Oct 1	Was	W	EAGLES PRACTICE SQUAD									
Oct 8	at LAR	W	EAGLES PRACTICE SQUAD									
Oct 15	at NYJ	L	1/0	0	0	0.0	0	0	0	0	23	35%
Oct 22	Mia	W	1/0	0	0	0.0	0	0	0	0	4	8%
Oct 29	at Was	W	EAGLES PRACTICE SQUAD									
Nov 5	Dal	W	EAGLES PRACTICE SQUAD									
Nov 20	at KC	W	EAGLES PRACTICE SQUAD									
Nov 26	Buf	W	EAGLES PRACTICE SQUAD									
Dec 3	SF	L	EAGLES PRACTICE SQUAD									
Dec 10	at Dal	L	EAGLES PRACTICE SQUAD									
Dec 18	at Sea	L	1/0	0	0	0.0	0	0	0	0	0	0%
Dec 25	NYG	W	EAGLES PRACTICE SQUAD									
Dec 31	Ari	L	EAGLES PRACTICE SQUAD									
Jan 7	at NYG	L	EAGLES PRACTICE SQUAD									
Totals			3/0	0	0	0.0	0	0	0	0	27	2%
PLAYOFFS												
Jan 15	at TB	L	1/0	0	0	0.0	0	0	0	0	0	0%
Totals			1/0	0	0	0.0	0	0	0	0	0	0%





DALLAS GOEDERT

TIGHT END | 88

(pronounced GOD-ert)

Height: 6-5 Weight: 256 DOB: Jan. 3, 1995 (Age 29)

NFL Experience: 7th Year (7th with Eagles) Draft: D2-18 (49th overall) by PHI

College: South Dakota State Hometown (HS): Britton, SD (Britton-Hecla)



CAREER STATISTICS

Year	Team	GP/S	RECEIVING					OFF SNAPS	
			Rec	Yds	Avg	Lg	TD	No	Pct
2018	Philadelphia	16/8	33	334	10.1	32t	4	525	48%
2019	Philadelphia	15/9	58	607	10.5	28t	5	781	66%
2020	Philadelphia	11/9	46	524	11.4	41	3	602	53%
2021	Philadelphia	15/14	56	830	14.8	45	4	781	70%
2022	Philadelphia	12/12	55	702	12.8	31	3	735	62%
2023	Philadelphia	14/14	59	592	10.0	49	3	809	71%
Totals		83/66	307	3,589	11.7	49	22	---	---

PLAYOFFS

Year	Team	GP/S	Rec	Yds	Avg	Lg	TD	No	Pct
2018	Philadelphia	2/0	2	20	10.0	10t	1	50	42%
2019	Philadelphia	1/1	7	73	10.4	17	0	67	97%
2021	Philadelphia	1/1	6	92	15.3	28	0	59	89%
2022	Philadelphia	3/3	16	141	8.8	23	1	203	93%
2023	Philadelphia	1/1	4	21	5.3	10	1	48	81%
Totals		8/6	35	347	9.9	28	3	---	---

ADDITIONAL STATISTICS

Fumbles/Lost: 4/3 - 2019 (2/2), 2021 (1/0), 2022 (1/1)
Fumble Recoveries: 2 - 2018 (1), 2021 (1) Rushing: 1-1 - 2023 (1-1)
Kickoff Returns: 1-16 - 2019 (1-16) Special Teams Tackles: 5 - 2018 (3), 2019 (2)
Postseason Special Teams Tackles: 1 - 2018 (1)

CAREER HIGHS

Receptions	9	12/22/19 vs. Dal.
Receiving Yards	135	12/21/21 vs. Was.
Receiving Long	49	10/8/23 at LAR
Receiving TDs	2	12/5/21 at NYJ



BIRDSEED

- ▶ Lived with **Avonte Maddox** during the first four years of his NFL career ... The inseperable duo is famously known for their “big brother, little brother” relationship, which has been captured in Wawa commercials as well as Amazon/NFL Films’ 2019 season of *All or Nothing*
- ▶ Represented the Wawa Foundation through the league’s *My Cause My Cleats* campaign in 2022 ... The non-profit organization is committed to building communities by providing care for those in need, leading hunger relief efforts and supporting military members
- ▶ Is a skilled unicyclist who used to ride in parades throughout neighborhoods around Britton, SD ... Considers learning how to ride a six-foot unicycle at 12 years old as the greatest feat of his unicycling career
- ▶ Played nine-man football lining up as a WR, RB and LB at Britton-Hecla (SD) High School due to the small population of his hometown

CAREER HIGHLIGHTS

- ▶ Has been a part of five playoff teams during his first six seasons in Philadelphia ... A major contributor to the Eagles’ postseason run that resulted in an appearance in Super Bowl LVII in 2022 ... Led the team with 16 receptions for 141 yards and 1 TD during the 2022 playoffs

NOTES TO KNOW

- ▶ Since taking over as the Eagles’ primary TE in 2021, ranks 6th at his position in receiving yards (2,124), behind **Travis Kelce** (3,447), **Mark Andrews** (2,752), **George Kittle** (2,695), **T.J. Hockenson** (2,457) and **Evan Engram** (2,137) ... Also ranks 3rd among NFL TEs in receiving average (12.5) in that span, after **Kyle Pitts** (13.8) and **George Kittle** (13.8)
- ▶ Is one of five NFL TEs with 1,000+ yards after the catch (1,125) since the 2021 season, trailing only **Travis Kelce** (1,691), **George Kittle** (1,319), **David Njoku** (1,178) and **Evan Engram** (1,166)

2023 SEASON - EAGLES

- ▶ Appeared in a career-high 809 offensive snaps in 14 games (all starts) and produced 592 yards and 3 TDs on 59 receptions (10.0 avg.)
- ▶ Registered 117 yards and 1 TD on 8 catches (14.6 avg.) in the 23-14 victory at L.A. Rams (10/8/23) ... Became the first Eagles TE to record 115+ receiving yards and 1+ TD in a road game since **Keith Jackson** on 9/17/89 at Washington (126 yards, 3 TDs) ... Hauled in a career-long, 49-yard reception during the third quarter

COLLEGE HIGHLIGHTS

- ▶ A two-time first-team FCS All-America selection (2016-17) and two-time FCS Walter Payton Award finalist (2016-17) at South Dakota State, where he finished with the 3rd-most catches (198), 4th-most receiving yards (2,988) and 5th-most receiving TDs (21) in school history
- ▶ Over his last two years with the Jackrabbits, led all FCS TEs in receptions (164) and receiving yards (2,404) while ranking 2nd in TDs (18)
- ▶ As a senior in 2017, earned first-team All-MVFC honors after leading nationally-ranked South Dakota State with 72 receptions and 1,111 receiving yards ... Ranked 2nd on the team with 7 TDs



2023 GAME-BY-GAME STATISTICS (PHI)

Date	Opp	GP/S	Rec	Yds	Avg	Lg	TD	Snaps	Pct	
Sep 10	at NE	W	1/1	0	0	---	--	0	61	93%
Sep 14	Min	W	1/1	6	22	3.7	9	0	74	96%
Sep 25	at TB	W	1/1	5	41	8.2	13	0	74	92%
Oct 1	Was	W	1/1	2	25	12.5	17	0	71	100%
Oct 8	at LAR	W	1/1	8	117	14.6	49	1	75	95%
Oct 15	at NYJ	L	1/1	5	42	8.4	13	0	54	77%
Oct 22	Mia	W	1/1	5	77	15.4	22	1	57	79%
Oct 29	at Was	W	1/1	4	36	9.0	16	0	58	92%
Nov 5	Dal	W	1/1	3	50	16.7	28	0	48	77%
Nov 20	at KC	W	0/0	INACTIVE						
Nov 26	Buf	W	0/0	INACTIVE						
Dec 3	SF	L	0/0	INACTIVE						
Dec 10	at Dal	L	1/1	4	30	7.5	15	0	46	84%
Dec 18	at Sea	L	1/1	4	30	7.5	18	0	58	84%
Dec 25	NYG	W	1/1	7	71	10.1	21	0	64	85%
Dec 31	Ari	L	1/1	5	47	9.4	23	1	46	94%
Jan 7	at NYG	L	1/1	1	4	4.0	4	0	23	35%
Totals			14/14	59	592	10.0	49	3	809	71%
PLAYOFFS										
Jan 15	at TB	L	1/1	4	21	5.3	10	1	48	81%
Totals			1/1	4	21	5.3	10	1	48	81%

First job: Owned a lawn care company ... **Surprisingly good at:** Unicycling ... **Favorite athletes growing up:** Brett Favre and Aaron Rodgers ... **Favorite TV show:** *The Office* ... **Favorite music:** Country

MOST RECEIVING YARDS

Date	Opponent	Yds
12/21/21	vs. Washington (W, 27-17)	135
10/8/23	at Los Angeles Rams (W, 23-14)	117
12/5/21	at New York Jets (W, 33-18)	105
9/13/20	at Washington (L, 17-27)	101
11/3/22	at Houston Texans (W, 29-17)	100



- Received all-conference honors as a junior in 2016 after setting a school single-season record with 92 catches ... His 1,293 yards were the 5th-most in Jackrabbits history (most by a TE)

TRANSACTIONS

- **2018** - Drafted by PHI in 2nd round (49th overall) ... **9/29/20** - Placed on Reserve/Injured ... **10/31/20** - Activated from Reserve/Injured ... **10/12/21** - Placed on Reserve/COVID-19 ... **10/21/21** - Activated from Reserve/COVID-19 ... **11/19/21** - Signed by PHI to 4-year contract extension ... **1/3/22** - Placed on Reserve/COVID-19 ... **1/10/22** - Activated from Reserve/COVID-19 ... **11/16/22** - Placed on Reserve/Injured ... **12/20/22** - Activated from Reserve/Injured



MARIO GOODRICH

CORNERBACK | 37



Height: 6-0 Weight: 186 DOB: Jan. 12, 2000 (Age 24)
 NFL Experience: 2nd Year (2nd with Eagles) Draft: UDFA-22 by PHI
 College: Clemson Hometown (HS): Lee's Summit, MO (Lee's Summit West)

CAREER STATISTICS

Year	Team	GP/S	TACKLES				PASS RUSH			INTERCEPTIONS					FUMBLES		DEF SNAPS	
			Total	Solo	Asst	TFL	Sacks	QBH	QBP	Int	Yds	Lg	TD	PD	FF	FR	No	Pct
2022	Philadelphia	0/0	0	0	0	0	0.0	0	0	0	0	--	0	0	0	0	0	0%
2023	Philadelphia	4/1	5	3	2	0	0.0	0	0	0	0	--	0	0	0	0	70	6%
Totals		4/1	5	3	2	0	0.0	0	0	0	0	--	0	0	0	0	---	---

CAREER HIGHS

Tackles	4	9/14/23 vs. Min.
Sacks	--	---
INTs	--	---
PDs	--	---
FFs	--	---
FRs	--	---

First job: Mowing lawns ... **Bucket list:** "I want to go to Dubai and ride four wheelers in the sand and all that." ... **Desired talent:** Golf ... **What he wanted to grow up to be when he was younger:** "I wanted to be a hooper or an actor." ... **Someone he'd like to meet:** Meagan Good ... **Favorite athletes:** LeBron James and Champ Bailey ... **Favorite movie:** Taken ... **Favorite TV show:** Power ... **Favorite music artists:** NBA YoungBoy and Lil Durk ... **Favorite food:** Shrimp fried rice



BIRDSEED

- ▶ Played DB and WR at Lee's Summit West (MO) High School ... Rated as the No. 6 CB in the nation by 247Sports ... Recorded 140 tackles, 24 PDs, 13 TFLs and 11 INTs while adding 38 catches for 641 yards, 26 kickoff returns for 721 yards, and 28 punt returns for 487 yards ... Combined for 22 TDs five different ways over his career

CAREER HIGHLIGHTS

- ▶ Contributed to the Eagles' practice squad for the majority of the 2022 campaign, when Philadelphia appeared in Super Bowl LVII

2023 SEASON - EAGLES

- ▶ Saw action in four games (one start), totaling 5 tackles (3 solo)

COLLEGE HIGHLIGHTS

- ▶ Concluded his four-year career at Clemson (2018-21) with 69 tackles (39 solo), 21 PDs, 5 INTs (1 TD), 1 FF and 1 FR in 47 career games (16 starts) ... Voted a team captain during his senior campaign
- ▶ Earned first-team All-ACC status and received third-team All-America accolades from Pro Football Focus as a senior in 2021 ... Teamed up with **Andrew Booth** to become the first single-school duo to sweep all-conference CB honors since 1997 ... Credited with 42 tackles (26 solo), 12 PDs, 2 INTs (1 TD) and 1 FF in 12 games (all starts) ... Named Cheez-It Bowl MVP after picking off a batted ball and returning it 18 yards for a TD as well as forcing a fumble on Iowa State's final play on offense to seal a game-winning turnover on downs
- ▶ Contributed to the Tigers' CFP National Championship-winning season in 2018, seeing action in 14 games as a freshman

TRANSACTIONS

- ▶ **2022** - Signed by PHI as UDFA ... **8/30/22** - Waived by PHI ... **8/31/22** - Signed by PHI to practice squad ... **11/14/22** - Elevated by PHI from practice squad for Week 10 vs. Washington ... **2/15/23** - Signed by PHI to reserve/future contract ... **10/17/23** - Waived by PHI ... **10/19/23** - Signed by PHI to practice squad ... **1/18/24** - Signed by PHI to reserve/future contract



2023 GAME-BY-GAME STATISTICS (PHI)												
Date	Opp		GP/S	Tot	Solo	Sk	Int	PD	FF	FR	Snaps	Pct
Sep 10	at NE	W	0/0	INACTIVE								
Sep 14	Min	W	1/0	4	3	0.0	0	0	0	0	39	67%
Sep 25	at TB	W	0/0	INACTIVE								
Oct 1	Was	W	1/0	0	0	0.0	0	0	0	0	0	0%
Oct 8	at LAR	W	1/1	1	0	0.0	0	0	0	0	18	32%
Oct 15	at NYJ	L	1/0	0	0	0.0	0	0	0	0	13	20%
Oct 22	Mia	W	---	EAGLES PRACTICE SQUAD								
Oct 29	at Was	W	---	EAGLES PRACTICE SQUAD								
Nov 5	Dal	W	---	EAGLES PRACTICE SQUAD								
Nov 20	at KC	W	---	EAGLES PRACTICE SQUAD								
Nov 26	Buf	W	---	EAGLES PRACTICE SQUAD								
Dec 3	SF	L	---	EAGLES PRACTICE SQUAD								
Dec 10	at Dal	L	---	EAGLES PRACTICE SQUAD								
Dec 18	at Sea	L	---	EAGLES PRACTICE SQUAD								
Dec 25	NYG	W	---	EAGLES PRACTICE SQUAD								
Dec 31	Ari	L	---	EAGLES PRACTICE SQUAD								
Jan 7	at NYG	L	---	EAGLES PRACTICE SQUAD								
Totals			4/1	5	3	0.0	0	0	0	0	70	6%
PLAYOFFS												
Jan 15	at TB	L	---	EAGLES PRACTICE SQUAD								
Totals			0/0	0	0	0.0	0	0	0	0	0	0%





BRANDON GRAHAM

DEFENSIVE END | 55



Height: 6-2 Weight: 265 DOB: April 3, 1988 (Age 36)
 NFL Experience: 15th Year (15th with Eagles) Draft: D1-10 (13th overall) by PHI
 College: Michigan Hometown (HS): Detroit, MI (Crockett Vocational Technical)

SUPER BOWL CHAMPION: 2017 (LII) ALL-PRO: 2016 PRO BOWL: 2021

CAREER STATISTICS

Year	Team	GP/S	TACKLES				PASS RUSH			INTERCEPTIONS					FUMBLES		DEF SNAPS	
			Total	Solo	Asst	TFL	Sacks	QBH	QBP	Int	Yds	Lg	TD	PD	FF	FR	No	Pct
2010	Philadelphia	13/6	13	12	1	3	3.0	8	N/A	0	0	--	0	0	2	0	N/A	N/A
2011	Philadelphia	3/0	4	4	0	1	0.0	0	N/A	0	0	--	0	0	0	0	N/A	N/A
2012	Philadelphia	16/6	38	30	8	7	5.5	11	N/A	0	0	--	0	1	2	1	420	40%
2013	Philadelphia	16/0	15	11	4	4	3.0	5	N/A	0	0	--	0	0	1	0	323	27%
2014	Philadelphia	16/1	41	32	9	12	5.5	9	N/A	0	0	--	0	0	4	0	499	43%
2015	Philadelphia	16/10	51	39	12	11	6.5	10	N/A	0	0	--	0	1	3	0	858	71%
2016	Philadelphia	16/16	59	41	18	14	5.5	22	54	0	0	--	0	1	2	1	764	75%
2017	Philadelphia	15/15	47	33	14	15	9.5	14	47	0	0	--	0	2	2	1	666	65%
2018	Philadelphia	16/16	39	31	8	9	4.0	11	44	0	0	--	0	2	1	1	753	72%
2019	Philadelphia	16/16	50	35	15	15	8.5	17	53	0	0	--	0	0	1	2	791	76%
2020	Philadelphia	16/16	46	35	11	13	8.0	16	36	0	0	--	0	0	2	1	757	69%
2021	Philadelphia	2/2	2	2	0	1	0.0	1	3	0	0	--	0	0	0	0	51	5%
2022	Philadelphia	17/1	35	19	16	11	11.0	16	41	0	0	--	0	1	2	0	474	43%
2023	Philadelphia	17/0	16	11	5	4	3.0	6	30	0	0	--	0	1	0	0	395	34%
Totals		195/105	456	335	121	120	73.0	146	---	0	0	--	0	9	22	7	---	---

PLAYOFFS

2013	Philadelphia	1/0	2	1	1	1	1.0	2	N/A	0	0	--	0	0	0	0	22	31%
2017	Philadelphia	3/3	4	4	0	1	1.0	5	12	0	0	--	0	0	1	0	162	79%
2018	Philadelphia	2/2	5	3	2	0	1.5	1	9	0	0	--	0	0	1	0	123	87%
2019	Philadelphia	1/1	0	0	0	0	0.0	0	1	0	0	--	0	0	0	0	38	59%
2022	Philadelphia	3/0	3	3	0	1	1.0	1	5	0	0	--	0	0	0	0	50	33%
2023	Philadelphia	1/0	5	5	0	3	1.0	1	1	0	0	--	0	0	0	0	33	47%
Totals		11/6	19	16	3	6	5.5	10	---	0	0	--	0	0	2	0	---	---

ADDITIONAL STATISTICS

Fumble Recovery TDs: 1 - 2017 (1) Special Teams Tackles: 11 - 2013 (5), 2014 (6) Postseason Special Teams Tackles: 1 - 2013 (1) Kickoff Returns: 2-14 - 2013 (2-14)



BIRDSEED

- ▶ Nominated as the Eagles' 2022 Walter Payton Man of the Year candidate ... The award is considered the NFL's most prestigious honor and recognizes players who have exhibited excellence on the field as well as a passion to impact the lives of others in their community
- ▶ His foundation, Team Graham, offers its time and resources to various organizations ... Its activities include mentoring girls and boys, giving away clothes and feeding needy families, and fundraising events
- ▶ Has represented the Detroit Police Athletic League and the Eagles Autism Foundation through the NFL's My Cause My Cleats campaign ... The Detroit PAL is the youth football organization he originally played in growing up ... The Eagles Autism Foundation helps support impactful autism research and care to improve the lives of affected individuals and families while aiming to drive scientific breakthroughs



CAREER HIGHS		
Tackles	9	12/4/16 at Cin.
Sacks	3.0	2x, last: 12/11/22 at NYG
INTs	--	---
PDs	1	9x, last: 10/1/23 at Was.
FFs	2	11/8/15 at Dal.
FRs	1	7x, last: 11/1/20 vs. Dal.

Bucket list: Drive a NASCAR car ... **First jersey:** Dave Bing, Detroit Pistons ... **First job:** Working the grill at McDonald's ... **Favorite Halloween costume:** Batman, when he was 10 ... **Favorite movie:** *Equalizer* ... **Favorite book:** *New Money: Staying Rich* by Phillip Buchanon ... **Favorite quote:** "Those who stay, will be champions." - Bo Schembechler

CAREER HIGHLIGHTS

- ▶ Earned his first career **Pro Bowl** nod following the 2020 season after leading the Eagles in sacks (8.0), TFLs (13) and pressures (36) ... Voted second-team **All-Pro** by the *Associated Press* in 2016, when he registered career highs in both pressures (54) and QB hits (22)
- ▶ Posted one of the top defensive plays in team history when he strip-sacked Patriots QB **Tom Brady** in the fourth quarter of **Super Bowl LII** (recovered by Derek Barnett) ... The takeaway set up a 46-yard FG by **Jake Elliott** that gave the Eagles a 41-33 lead with 1:05 remaining
- ▶ A key member of an Eagles defense that advanced to Super Bowl LVII in 2022 ... Finished the year with double-digit sacks (11.0) for the first time in his career at age 34 during his 13th NFL campaign

NOTES TO KNOW

- ▶ Embarks on his 15th NFL season, breaking his tie with Pro Football Hall of Famer and Eagles legend **Chuck Bednarik** (14, 1946-62)
- ▶ Has played in the most regular-season games (195) in Eagles history
- ▶ Owns the 4th-most sacks (73.0) in team history, behind **Reggie White** (124.0, 1985-92), **Trent Cole** (85.5, 2005-14) and **Clyde Simmons** (76.0, 1986-93) ... Leads the Eagles with 44.0 sacks since 2017

2023 SEASON - EAGLES

- ▶ Saw action in all 17 games, posting 16 tackles (11 solo) with 30 pressures, 6 QB hits, 4 TFLs and 3.0 sacks in 395 defensive snaps
- ▶ Brought down Bills QB **Josh Allen** on third-and-14 during the fourth quarter of the 37-34 comeback win vs. Buffalo (11/26/23)
- ▶ Sacked Cowboys QB **Dak Prescott** twice (full and split sack) on consecutive plays late in the fourth quarter vs. Dallas (11/5/23) ... Forced a third-and-21 to stifle the Cowboys' comeback effort

COLLEGE HIGHLIGHTS

- ▶ Played in 46 games (28 starts) at Michigan, registering 138 tackles (85 solo), 56 TFLs, 29.5 sacks, 8 FFs and 3 FRs ... Finished his collegiate career ranked 2nd in school history in TFLs, sacks and FFs
- ▶ Named a second-team All-America and first-team All-Big Ten selection as a senior in 2009 ... Named a Ted Hendricks Award finalist, which is given annually to the nation's top college defensive end ... Recorded a team-high 10.5 sacks while leading the NCAA with 26 TFLs
- ▶ Earned All-Big Ten honors in 2008 after totaling 46 tackles (29 solo), 20 TFLs (2nd in the nation) and 10.0 sacks (2nd in the Big Ten)

2023 GAME-BY-GAME STATISTICS (PHI)

Date	Opp		GP/S	Tot	Solo	Sk	Int	PD	FF	FR	Snaps	Pct
Sep 10	at NE	W	1/0	1	1	0.0	0	0	0	0	21	26%
Sep 14	Min	W	1/0	0	0	0.0	0	0	0	0	17	29%
Sep 25	at TB	W	1/0	2	2	0.0	0	0	0	0	17	36%
Oct 1	Was	W	1/0	0	0	0.0	0	1	0	0	28	36%
Oct 8	at LAR	W	1/0	0	0	0.0	0	0	0	0	18	32%
Oct 15	at NYJ	L	1/0	2	0	0.5	0	0	0	0	19	29%
Oct 22	Mia	W	1/0	0	0	0.0	0	0	0	0	12	24%
Oct 29	at Was	W	1/0	0	0	0.0	0	0	0	0	14	19%
Nov 5	Dal	W	1/0	2	1	1.5	0	0	0	0	18	24%
Nov 20	at KC	W	1/0	0	0	0.0	0	0	0	0	25	32%
Nov 26	Buf	W	1/0	2	2	1.0	0	0	0	0	26	27%
Dec 3	SF	L	1/0	1	1	0.0	0	0	0	0	25	42%
Dec 10	at Dal	L	1/0	1	1	0.0	0	0	0	0	42	51%
Dec 18	at Sea	L	1/0	1	1	0.0	0	0	0	0	18	30%
Dec 25	NYG	W	1/0	0	0	0.0	0	0	0	0	29	46%
Dec 31	Ari	L	1/0	4	2	0.0	0	0	0	0	36	47%
Jan 7	at NYG	L	1/0	0	0	0.0	0	0	0	0	30	45%
Totals			17/0	16	11	3.0	0	1	0	0	395	34%
PLAYOFFS												
Jan 15	at TB	L	1/0	5	5	1.0	0	0	0	0	33	47%
Totals			1/0	5	5	1.0	0	0	0	0	33	47%



TRANSACTIONS

- ▶ **2010** - Drafted by PHI in 1st round (13th overall) ... **12/14/10** - Placed on Reserve/Injured ... **9/3/11** - Placed on Reserve/PUP ... **11/5/11** - Activated from Reserve/PUP ... **3/9/15** - Re-signed by PHI to 4-year contract ... **7/26/18** - Placed on Active/PUP ... **8/20/18** - Activated from Active/PUP ... **3/1/19** - Agreed to terms with PHI on 3-year contract ... **9/21/21** - Placed on Reserve/Injured ... **3/10/23** - Agreed to terms with PHI on 1-year contract ... **3/9/24** - Agreed to terms with PHI on 1-year contract extension



WILL GRIER

QUARTERBACK | 13



Height: 6-1 Weight: 220 DOB: April 3, 1995 (Age 29)
 NFL Experience: 6th Year (1st with Eagles) Draft: D3-19 (100th overall) by CAR Acquired: FA-LAC-24
 College: West Virginia Hometown (HS): Davidson, NC (Davidson Day)

CAREER STATISTICS

Year	Team	GP/S	PASSING										RUSHING					OFF SNAPS	
			Att	Cmp	Pct	Yds	Y/A	TD	Int	Lg	Sk/Yds	Rate	Att	Yds	Avg	Lg	TD	No	Pct
2019	Carolina	2/2	52	28	53.8	228	4.4	0	4	28	6/44	33.2	7	22	3.1	11	0	87	8%
2020	Carolina	0/0	0	0	---	0	---	0	0	--	0/0	---	0	0	---	--	0	0	0%
2021	Dallas	0/0	0	0	---	0	---	0	0	--	0/0	---	0	0	---	--	0	0	0%
2022	Dallas	0/0	0	0	---	0	---	0	0	--	0/0	---	0	0	---	--	0	0	0%
2023	New England	0/0	0	0	---	0	---	0	0	--	0/0	---	0	0	---	--	0	0	0%
	L.A. Chargers	0/0	0	0	---	0	---	0	0	--	0/0	---	0	0	---	--	0	0	0%
	<i>Totals</i>	<i>0/0</i>	<i>0</i>	<i>0</i>	<i>---</i>	<i>0</i>	<i>---</i>	<i>0</i>	<i>0</i>	<i>--</i>	<i>0/0</i>	<i>---</i>	<i>0</i>	<i>0</i>	<i>---</i>	<i>--</i>	<i>0</i>	<i>0</i>	<i>0%</i>
Totals		2/2	52	28	53.8	228	4.4	0	4	28	6/44	33.2	7	22	3.1	11	0	---	---

PLAYOFFS

2022	Dallas	0/0	0	0	---	0	---	0	0	--	0/0	---	0	0	---	--	0	0	0%
Totals		0/0	0	0	---	0	---	0	0	--	0/0	---	0	0	---	--	0	---	---

ADDITIONAL STATISTICS

Fumbles/Lost: 1/1 - 2019 (1/1)

CAREER HIGHS

Pass Attempts	44	12/22/19 at Ind.
Completions	27	12/22/19 at Ind.
Passing Yards	224	12/22/19 at Ind.
Yards/Attempt	5.1	12/22/19 at Ind.
Passing Long	28	12/22/19 at Ind.
Passing TDs	--	---
Completion %	61.4	12/22/19 at Ind.
Passer Rating	46.0	12/22/19 at Ind.
Rush Attempts	4	12/22/19 at Ind.
Rushing Yards	17	12/22/19 at Ind.
Rushing Long	11	12/22/19 at Ind.
Rushing TDs	--	---

BIRDSEED

- Prepped at Davidson Day (NC) School, where he played QB under his father, Chad ... Earned 2013 *Parade* National Player of the Year and Maxwell Player of the Year as a senior after passing for 4,989 yards and a nation-leading 77 TDs, while rushing for 1,251 yards and 13 TDs ... Threw for a national-record 837 yards in a game as a junior

CAREER HIGHLIGHTS

- Enters his sixth NFL season after being selected by the Panthers in the 3rd round (100th overall) of the 2019 NFL Draft ... Has been on active rosters with Carolina (2019-20), Dallas (2021-22), New England (2023) and L.A. Chargers (2023) ... Has appeared in two career starts

2023 SEASON - BENGALS, PATRIOTS & CHARGERS

- Spent time on active rosters in New England and L.A. Chargers, while also serving on the Bengals' and Patriots' practice squads ... Began the year with the Cowboys, where he played through the preseason

COLLEGE HIGHLIGHTS

- Finished his collegiate career at West Virginia (2017-18) after originally beginning at Florida (2014-15) ... Started 22 contests for the Mountaineers, completing 516-of-785 (65.7%) attempts for 7,354 yards and 71 TDs ... Eclipsed 300+ yards in 19 of his 22 games (school record)
- As a senior in 2018, threw for 3,864 yards and 37 TDs, averaging over 351 yards per game ... Ranked 4th in the Heisman Trophy race, tying **Steve Slaton** for the highest Heisman finalist finish by a West Virginia player since 1989 ... Also garnered *Athlon Sports* All-America honors and was voted a finalist for both the Maxwell Award (nation's best player) and Davey O'Brien Award (nation's top QB)





2023 GAME-BY-GAME STATISTICS (CIN, NE & LAC)																				
Date	Opp	GP/S	PASSING										RUSHING					OFF SNAPS		
			Att	Cmp	Pct	Yds	Y/A	TD	Int	Lg	Sk/Yds	Rate	Att	Yds	Avg	Lg	TD	No	Pct	
Sep 10	at Cle	L	---	BENGALS PRACTICE SQUAD																
Sep 17	Bal	L	---	BENGALS PRACTICE SQUAD																
SIGNED BY PATRIOTS TO ACTIVE ROSTER FROM BENGALS PRACTICE SQUAD (9/22/23)																				
Sep 24	at NYJ	W	0/0	INACTIVE																
Oct 1	at Dal	L	0/0	INACTIVE																
Oct 8	NO	L	0/0	INACTIVE																
Oct 15	at LV	L	0/0	INACTIVE																
Oct 22	Buf	W	0/0	INACTIVE																
Oct 29	at Mia	L	0/0	INACTIVE																
Nov 5	Was	L	0/0	INACTIVE																
Nov 12	Ind	L	0/0	INACTIVE																
Nov 26	at NYG	L	---	PATRIOTS PRACTICE SQUAD																
Dec 3	LAC	L	---	PATRIOTS PRACTICE SQUAD																
Dec 7	at Pit	W	---	PATRIOTS PRACTICE SQUAD																
Dec 17	KC	L	---	PATRIOTS PRACTICE SQUAD																
SIGNED BY CHARGERS TO ACTIVE ROSTER FROM PATRIOTS PRACTICE SQUAD (12/18/23)																				
Dec 23	Buf	L	0/0	DID NOT PLAY																
Dec 31	at Den	L	0/0	DID NOT PLAY																
Jan 7	KC	L	0/0	DID NOT PLAY																
Totals			0/0	0	0	---	0	---	0	0	--	0/0	---	0	0	---	--	0	0	0%



TRANSACTIONS

- ▶ **2019** - Drafted by CAR in 3rd round (100th overall) ... **8/31/21** - Waived by CAR ... **9/1/21** - Claimed off waivers by DAL ... **1/10/22** - Placed on Reserve/Injured ... **8/30/22** - Waived by DAL ... **8/31/22** - Signed by DAL to practice squad ... **9/17/22** - Elevated by DAL from practice squad for Week 2 vs. Cincinnati ... **9/26/22** - Elevated by DAL from practice squad for Week 3 at N.Y. Giants ... **10/1/22** - Elevated by DAL from practice squad for Week 4 vs. Washington ... **10/5/22** - Signed by DAL to active roster from practice squad ... **8/29/23** - Released by DAL ... **8/30/23** - Signed by CIN to practice squad ... **9/22/23** - Signed by NE to active roster from practice squad ... **11/25/23** - Released by NE ... **11/29/23** - Signed by NE to practice squad ... **12/18/23** - Signed by LAC to active roster from NE practice squad ... **3/23/24** - Agreed to terms with PHI on 1-year contract



GABE HALL

DEFENSIVE TACKLE | 96



Height: 6-6 Weight: 295 DOB: Jan. 12, 2001 (Age 23)
 NFL Experience: Rookie (1st with Eagles) Draft: UDFA-24 by PHI
 College: Baylor Hometown (HS): Waller, TX (Waller)

COLLEGE STATISTICS

Year	School	GP/S	TACKLES				PASS RUSH			INTERCEPTIONS					FUMBLES		DEF SNAPS	
			Total	Solo	Asst	TFL	Sacks	QBH	QBP	Int	Yds	Lg	TD	PD	FF	FR	No	Pct
2019	Baylor	8/0	3	1	2	0.5	0.0	---	---	0	0	--	0	0	0	0	---	---
2020	Baylor	1/0	2	2	0	0.5	0.0	---	---	0	0	--	0	0	0	0	---	---
2021	Baylor	13/8	17	11	6	7.0	6.0	---	---	0	0	--	0	0	1	0	---	---
2022	Baylor	13/12	36	16	20	5.5	4.5	---	---	0	0	--	0	2	0	1	---	---
2023	Baylor	12/12	18	8	10	3.5	2.0	---	---	0	0	--	0	1	0	0	---	---
Totals		47/32	76	38	38	17.0	12.5	---	---	0	0	--	0	3	1	1	---	---

ADDITIONAL STATISTICS

Fumble Recovery TDs: 1 - 2022 (1)



BIRDSEED

- ▶ A three-star, dual-sport athlete out of Waller (TX) High School ... Played football and competed in track and field throwing shot put
- ▶ Majored in communications during his time at Baylor

COLLEGE HIGHLIGHTS

- ▶ Spent five seasons at Baylor (2019-23), recording 76 tackles (38 solo), 17 TFLs, 12.5 sacks, 3 PDs, 1 FF and 1 FR in 47 games (32 starts)
- ▶ Earned All-Big 12 honorable mention in 2022, when he recorded 36 tackles (16 solo), 5.5 TFLs, 4.5 sacks and 1 FR-TD ... Voted the Big 12 Defensive Player of the Week after posting 3.0 sacks vs. Texas Tech (10/29/22) ... In 2021, helped Baylor capture the Big 12 Championship along with a Sugar Bowl victory over Ole Miss (1/1/22) ... Registered 17 tackles (11 solo) with a career-high 7 TFLs and 6.0 sacks in 2021

TRANSACTIONS

- ▶ **2024** - Signed by PHI as UDFA



TYLER HALL

CORNERBACK | 31



Height: 5-10 Weight: 190 DOB: Oct. 31, 1998 (Age 25)
 NFL Experience: 5th Year (1st with Eagles) Draft: UDFA-22 by ATL Acquired: FA-LV-24
 College: Wyoming Hometown (HS): Gardena, CA (Junipero Serra)

SUPER BOWL CHAMPION: 2021 (LVI) (PS)

CAREER STATISTICS

Year	Team	GP/S	TACKLES				PASS RUSH			INTERCEPTIONS				FUMBLES		DEF SNAPS		
			Total	Solo	Asst	TFL	Sacks	QBH	QBP	Int	Yds	Lg	TD	PD	FF	FR	No	Pct
2020	Atlanta	9/0	2	2	0	0	0.0	0	0	0	0	--	0	0	0	0	6	1%
2021	L.A. Rams	3/0	0	0	0	0	0.0	0	0	0	0	--	0	0	0	0	0	0%
2022	Las Vegas	7/3	20	12	8	2	1.0	1	1	0	0	--	0	4	0	0	219	19%
2023	Las Vegas	11/3	20	16	4	0	0.0	0	0	0	0	--	0	0	0	0	160	14%
Totals		30/6	42	30	12	2	1.0	1	1	0	0	--	0	4	0	0	---	---

ADDITIONAL STATISTICS

Special Teams Tackles: 4 - 2020 (4)

CAREER HIGHS

Tackles	6	2x, last: 10/15/23 vs. NE
Sacks	1.0	11/20/22 at Den.
INTs	--	---
PDs	2	1/1/23 vs. SF
FFs	--	---
FRs	--	---



BIRDSEED

- ▶ Majored in social science during his time at Wyoming

CAREER HIGHLIGHTS

- ▶ A member of the Rams' **Super Bowl LVI**-winning team in 2021
- ▶ Originally a UDFA signing by Atlanta in 2020 ... Prior to the Eagles, held stints with the Falcons (2020), Rams (2021) and Raiders (2022-23), producing 42 tackles, 4 PDs and 1.0 sack in 30 games (six starts)

2023 SEASON - RAIDERS

- ▶ Appeared in 243 combined snaps (160 defense, 83 special teams) in 11 contests (three starts) ... Registered 20 tackles (16 solo)

COLLEGE HIGHLIGHTS

- ▶ Played collegiately at Wyoming (2016-19), where he recorded 107 tackles (74 solo), 22 PDs, 4 INTs (1 TD), 4 FFs, 2 kickoff return TDs and 1 FR in 43 career appearances ... As a senior with the Cowboys in 2019, finished with 37 tackles (26 solo), 8 PDs, 1 INT-TD and 1 FF

TRANSACTIONS

- ▶ **2020** - Signed by ATL as UDFA ... **9/5/20** - Waived by ATL ... **9/6/20** - Signed by ATL to practice squad ... **9/26/20** - Elevated by ATL from practice squad for Week 3 vs. Chicago ... **10/10/20** - Elevated by ATL from practice squad for Week 5 vs. Carolina ... **10/13/20** - Elevated by ATL from practice squad for Week 6 at Minnesota ... **3/11/21** - Re-signed by ATL to 1-year contract ... **8/9/21** - Waived by ATL ... **8/10/21** - Claimed off waivers by LAR ... **8/31/21** - Waived by LAR ... **9/1/21** - Signed by LAR to practice squad ... **9/11/21** - Elevated by LAR from practice squad for Week 1 vs. Chicago ... **9/25/21** - Elevated by LAR from practice squad for Week 3 vs. Tampa Bay ... **10/30/21** - Elevated by LAR from practice squad for Week 8 at Houston ... **12/15/21** - Released by LAR from practice squad ... **12/22/21** - Signed by LAR to practice squad ... **2/15/22** - Signed by LAR ... **8/31/22** - Placed on Reserve/Injured ... **9/6/22** - Activated from Reserve/Injured ... **9/6/22** - Waived by LAR ... **10/11/22** - Signed by LV to practice squad ... **11/19/22** - Elevated by LV from practice squad for Week 11 at Denver ... **11/26/22** - Elevated by LV from practice squad for Week 12 at Seattle ... **11/29/22** - Signed by LV to active roster from practice squad ...



2023 GAME-BY-GAME STATISTICS (LV)													
Date	Opp	GP/S	Tot	Solo	Sk	Int	PD	FF	FR	Snaps	Pct		
Sep 10	at Den	W	RAIDERS PRACTICE SQUAD										
Sep 17	at Buf	L	RAIDERS PRACTICE SQUAD										
Sep 24	Pit	L	RAIDERS PRACTICE SQUAD										
Oct 1	at LAC	L	1/0	0	0	0.0	0	0	0	0	0%		
Oct 9	GB	W	1/1	4	3	0.0	0	0	0	30	52%		
Oct 15	NE	W	1/1	6	5	0.0	0	0	0	46	77%		
Oct 22	at Chi	L	1/0	0	0	0.0	0	0	0	0	0%		
Oct 30	at Det	L	0/0	INACTIVE									
Nov 5	NYG	W	1/0	0	0	0.0	0	0	0	3	5%		
Nov 12	NYJ	W	1/0	3	3	0.0	0	0	0	15	23%		
Nov 19	at Mia	L	1/1	4	2	0.0	0	0	0	41	59%		
Nov 26	KC	L	1/0	0	0	0.0	0	0	0	1	2%		
Dec 10	Min	L	1/0	0	0	0.0	0	0	0	2	3%		
Dec 14	LAC	W	1/0	3	3	0.0	0	0	0	22	34%		
Dec 25	KC	W	1/0	0	0	0.0	0	0	0	0	0%		
Dec 31	at Ind	L	0/0	INACTIVE									
Jan 7	Den	W	0/0	INACTIVE									
Totals			11/3	20	16	0.0	0	0	0	160	14%		



8/29/23 - Waived by LV ... **8/31/23** - Signed by LV to practice squad ... **9/30/23** - Elevated by LV from practice squad for Week 4 at Los Angeles ... **10/9/23** - Elevated by LV from practice squad for Week 5 vs. Green Bay ... **10/14/23** - Elevated by LV from practice squad for Week 6 vs. New England ... **10/18/23** - Signed by LV to active roster from practice squad ... **3/20/24** - Signed by PHI to 1-year contract



JACOB HARRIS

WIDE RECEIVER | 46



Height: 6-5 Weight: 211 DOB: April 16, 1997 (Age 27)

NFL Experience: 3rd Year (1st with Eagles) Draft: D4C-21 (141st overall) by LAR Acquired: FA-24

College: Central Florida Hometown (HS): Palm Harbor, FL (Palm Harbor University)

SUPER BOWL CHAMPION: 2021 (LVI)

CAREER STATISTICS

Year	Team	GP/S	RECEIVING					OFF SNAPS	
			Rec	Yds	Avg	Lg	TD	No	Pct
2021	L.A. Rams	9/0	0	0	---	--	0	15	1%
2022	L.A. Rams	7/0	1	6	6.0	6	0	1	1%
2023	Jacksonville	2/0	0	0	---	--	0	14	1%
Totals		18/0	1	6	6.0	6	0	---	---

ADDITIONAL STATISTICS

Special Teams Tackles: 2 - 2022 (2)

CAREER HIGHS

Receptions	1	11/27/22 at KC
Receiving Yards	6	11/27/22 at KC
Receiving Long	6	11/27/22 at KC
Receiving TDs	---	---

2023 GAME-BY-GAME STATISTICS (JAX)

Date	Opp	GP/S	Rec	Yds	Avg	Lg	TD	Snaps	Pct	
Sep 10	at Ind	W	---	JAGUARS PRACTICE SQUAD						
Sep 17	KC	L	---	JAGUARS PRACTICE SQUAD						
Sep 24	Hou	L	1/0	0	0	---	--	0	7	10%
Oct 1	Atl	W	1/0	0	0	---	--	0	7	11%
Oct 8	at Buf	W	---	JAGUARS PRACTICE SQUAD						
Oct 15	Ind	W	---	JAGUARS PRACTICE SQUAD						
Oct 19	at NO	W	---	JAGUARS PRACTICE SQUAD						
Oct 29	at Pit	W	---	JAGUARS PRACTICE SQUAD						
Nov 12	SF	L	---	JAGUARS PRACTICE SQUAD						
Nov 19	Ten	W	---	JAGUARS PRACTICE SQUAD						
Nov 26	at Hou	W	---	JAGUARS PRACTICE SQUAD						
Dec 4	Cin	L	---	JAGUARS PRACTICE SQUAD						
Dec 10	at Cle	L	---	JAGUARS PRACTICE SQUAD						
Dec 17	Bal	L	---	JAGUARS PRACTICE SQUAD						
Dec 24	at TB	L	---	JAGUARS PRACTICE SQUAD						
Dec 31	Car	W	---	JAGUARS PRACTICE SQUAD						
Jan 7	at Ten	L	---	JAGUARS PRACTICE SQUAD						
Totals		2/0	0	0	---	--	0	14	1%	

BIRDSEED

- ▶ Began playing football as a senior at Palm Harbor University (FL) High School ... Had more than 10+ NCAA Division I offers, and briefly committed to play soccer at Florida Gulf Coast before choosing football

CAREER HIGHLIGHTS

- ▶ Appeared in 18 games with the L.A. Rams (2021-22) and Jacksonville (2023) during his first three NFL seasons ... Originally selected by the Rams in the 4th round (141st overall) of the 2021 NFL Draft
- ▶ Contributed to the Rams' special teams during the 2021 season, when Los Angeles defeated Cincinnati in **Super Bowl LVI**

2023 SEASON - JAGUARS

- ▶ Spent time on Jacksonville's practice squad ... Elevated to the active roster for two games (Week 3 vs. Houston and Week 4 vs. Atlanta)

COLLEGE HIGHLIGHTS

- ▶ Played collegiately at Central Florida (2017-20), where he totaled 987 yards and 9 TDs on 49 receptions (20.1 avg.) in 36 career games
- ▶ Saw action in 10 games (seven starts) as a senior in 2020, logging 30 catches for 539 yards (17.9 avg.) and 8 TDs ... Appeared in 13 games as a junior and finished with 448 yards and 1 TD on 19 receptions
- ▶ Earned a scholarship as a sophomore at Central Florida ... Started his college career as a walk-on at Western Kentucky in 2015

TRANSACTIONS

- ▶ **2021** - Drafted by LAR in 4th round (141st overall) ... **11/9/21** - Placed on Reserve/Injured ... **8/30/22** - Waived by LAR ... **8/31/22** - Signed by LAR to practice squad ... **9/17/22** - Elevated by LAR from practice squad for Week 2 vs. Atlanta ... **9/26/22** - Elevated by LAR from practice squad for Week 3 at Arizona ... **10/17/22** - Elevated by LAR from practice squad for Week 5 vs. Dallas ... **11/19/22** - Signed by LAR to active roster from practice squad ... **12/12/22** - Placed on Reserve/Injured ... **5/15/23** - Signed by JAX ... **8/29/23** - Waived by JAX ... **8/30/23** - Signed by JAX to practice squad ... **9/23/23** - Elevated by JAX from practice squad for Week 3 vs. Houston ... **9/30/23** - Elevated by JAX from practice squad for Week 4 vs. Atlanta ... **1/18/24** - Signed by PHI to reserve/future contract





MATT HENNESSY

OFFENSIVE LINEMAN | 76



Height: 6-4 Weight: 309 DOB: Nov. 17, 1997 (Age 26)
 NFL Experience: 5th Year (1st with Eagles) Draft: D3-20 (78th overall) by ATL Acquired: FA-Atl-24
 College: Temple Hometown (HS): Bardonia, NY (Don Bosco Prep - Ramsey, NJ)

CAREER STATISTICS

Year	Team	GP/S	STARTS			OFF SNAPS	
			LG	C	RG	No	Pct
2020	Atlanta	13/2	0	2	0	225	20%
2021	Atlanta	17/17	0	17	0	991	94%
2022	Atlanta	11/3	3	0	0	157	15%
Totals		41/22	3	19	0	---	---

BIRDSEED

- ▶ Is the older brother of Jets LS **Thomas Hennessy**
- ▶ Excelled academically in college ... Named AAC Scholar-Athlete of the Year while earning the Temple Owl Club Academic Award in 2018 ... Additionally was named to the Temple All-Academic Team and Athletic Director's and President's Honor Roll in 2016, 2017 and 2018
- ▶ During his time at Temple, was awarded a single-digit jersey numbers, which is given to each of the nine toughest players on the team ... Due to linemen not being allowed to wear single digits, he practiced in the No. 3 jersey and wore No. 3 on his helmet during games

CAREER HIGHLIGHTS

- ▶ Originally selected by the Falcons in the 3rd round (78th overall) of the 2020 NFL Draft ... Spent the first four years of his career with the Falcons, appearing in 41 career games (22 starts — 3 at LG, 19 at C)

2023 SEASON - FALCONS

- ▶ Spent the entirety of the season on Reserve/Injured

COLLEGE HIGHLIGHTS

- ▶ Played collegiately at Temple (2016-19), where he became a starter during his redshirt freshman year in 2017 and went on to appear in 38 total games for the Owls ... Voted a midseason first-team All-America selection by *Pro Football Focus* and earned second-team All-America honors from the *Associated Press* in 2019 ... Also earned ECAC First Team All-East recognition following the 2017 campaign

TRANSACTIONS

- ▶ **2020** - Drafted by ATL in 3rd round (78th overall) ... **11/8/22** - Placed on Reserve/Injured ... **12/31/22** - Activated from Reserve/Injured ... **8/16/23** - Placed on Reserve/Injured ... **3/13/24** - Signed by PHI to 1-year contract





BRYCE HUFF

DEFENSIVE END | 0



Height: 6-3 Weight: 254 DOB: April 17, 1998 (Age 26)
 NFL Experience: 5th Year (1st with Eagles) Draft: UDFA-22 by NYJ Acquired: FA-NYJ-24
 College: Memphis Hometown (HS): Mobile, AL (St. Paul's Episcopal)

CAREER STATISTICS

Year	Team	GP/S	TACKLES				PASS RUSH			INTERCEPTIONS					FUMBLES		DEF SNAPS	
			Total	Solo	Asst	TFL	Sacks	QBH	QBP	Int	Yds	Lg	TD	PD	FF	FR	No	Pct
2020	N.Y. Jets	14/0	15	12	3	4	2.0	4	9	0	0	0	0	1	0	0	295	26%
2021	N.Y. Jets	9/7	14	5	9	1	2.0	8	15	0	0	0	0	0	0	0	337	28%
2022	N.Y. Jets	14/0	6	4	2	2	3.5	10	33	0	0	0	0	1	1	0	191	17%
2023	N.Y. Jets	17/0	29	19	10	10	10.0	21	68	0	0	0	0	1	0	0	480	42%
Totals		54/7	64	40	24	17	17.5	43	125	0	0	0	0	3	1	0	---	---

ADDITIONAL STATISTICS

Special Teams Tackles: 1 - 2020 (1)

CAREER HIGHS

Tackles	5	10/29/23 at NYG
Sacks	2.0	1/7/24 at NE
INTs	--	---
PDs	1	3x, last 12/24/23 vs. Was.
FFs	1	11/6/22 vs Buf
FRs	--	---

Nickname: Bugatti ... Hobbies: Loves cars, gaming, business deals, and considers himself a foodie ... Little known fact: He and his brother have been acquiring logistics companies and plan to acquire more businesses ... If he could play another sport: Would be a NASCAR or Formula One racecar driver ... Favorite athlete to watch right now: Max Verstappen (F1) ... Favorite TV show: *Trailer Park Boys* ... Favorite music genre/artist: R&B, favorite artist is SZA



BIRDSEED

- Embodies a true 'underdog' story having started as an undersized high school athlete (stood at 5-foot-7 as a freshman at St. Paul's Episcopal School), to being rated a two-star recruit, to not receiving an invite to the Senior Bowl in his hometown (Mobile, AL), to going undrafted ... Believes in manifesting through positivity, which he adopted after his pastor preached the power of speaking things into existence
- He and his brother, Jordan, invest in businesses together ... When they were in grade school, they started their own lawnmowing business ... Jordan was an All-MAC honoree as a RB at Northern Illinois

CAREER HIGHLIGHTS

- Entered the NFL as an undrafted rookie with the Jets in 2020 ... Played in 54 games (seven starts) during his four years with New York, logging 125 pressures, 64 tackles (40 solo), 17.5 sacks and 17 TFLs

NOTES TO KNOW

- According to *Pro Football Focus*, leads the NFL with a 20.9% pressure percentage since 2022 ... Also ranks 2nd in pass rush win rate (23.5%), trailing only **Myles Garrett** (25.2%) (min. 500 pass rush snaps)

2023 SEASON - JETS

- Registered career highs in games played (17), defensive snaps (480), tackles (29), TFLs (10), sacks (10.0), QB hits (21) and pressures (68) ... Per *PF*, ranked 2nd in the NFL in pressure percentage (20.1%), behind **Micah Parsons** (21.8%) ... Also finished 5th in the NFL in pass rush win rate (22.2%), trailing only **Myles Garrett** (28.1%), **Parsons** (24.2%), **Nick Bosa** (22.8%) and **Aaron Donald** (22.3%) (min. 300 pass rush snaps)
- Brought down Patriots QB **Bailey Zappe** for a career-high 2.0 sacks in the 17-3 victory at New England (1/7/24) ... Had a career-best 5 tackles (2 solo) with 1.0 sack in the 13-10 win at N.Y. Giants (10/29/23)

COLLEGE HIGHLIGHTS

- Played collegiately at Memphis (2016-19), where he posted 136 tackles (95 solo), 39 TFLs and 18.0 sacks in 52 career games ... Finished with the 4th-most TFLs and 6th-most sacks in Tigers history



2023 GAME-BY-GAME STATISTICS (NYJ)

Date	Opp		GP/S	Tot	Solo	Sk	Int	PD	FF	FR	Snaps	Pct
Sep 11	Buf	W	1/0	2	0	0.0	0	0	0	0	23	33%
Sep 17	at Dal	L	1/0	1	1	0.0	0	0	0	0	18	21%
Sep 24	NE	L	1/0	1	1	0.0	0	0	0	0	16	22%
Oct 1	KC	L	1/0	0	0	0.0	0	0	0	0	27	39%
Oct 8	at Den	W	1/0	2	2	1.0	0	0	0	0	28	44%
Oct 15	Phi	W	1/0	3	2	1.5	0	0	0	0	35	50%
Oct 29	at NYG	W	1/0	5	2	1.0	0	0	0	0	28	37%
Nov 6	LAC	L	1/0	3	1	1.5	0	0	0	0	28	48%
Nov 12	at LV	L	1/0	0	0	0.0	0	0	0	0	32	50%
Nov 19	at Buf	L	1/0	2	2	0.0	0	0	0	0	33	43%
Nov 24	Mia	L	1/0	1	1	1.0	0	0	0	0	34	49%
Dec 3	Atl	L	1/0	1	1	0.0	0	0	0	0	33	49%
Dec 10	Hou	W	1/0	2	1	1.0	0	0	0	0	30	54%
Dec 17	at Mia	L	1/0	2	2	1.0	0	0	0	0	34	56%
Dec 24	Was	W	1/0	2	1	0.0	0	1	0	0	31	51%
Dec 28	at Cle	L	1/0	0	0	0.0	0	0	0	0	24	40%
Jan 7	at NE	L	1/0	2	2	2.0	0	0	0	0	26	46%
Totals			17/0	29	19	10.0	0	1	0	0	480	42%



- ▶ Earned second-team All-AAC recognition in 2019, when he led Memphis' defense in sacks (6.5), TFLs (15.5), hurries (16) and FFs (2) ... Also garnered all-conference accolades after tallying 49 tackles (35 solo) with team highs in sacks (9.5) and TFLs (19) in 2018

TRANSACTIONS

- ▶ **2020** - Signed by NYJ as UDFA ... **11/4/21** - Placed on Reserve/Injured ... **12/18/21** - Activated from Reserve/Injured ... **1/4/22** - Placed on Reserve/Injured ... **4/20/23** - Re-signed by NYJ to 1-year contract ... **3/13/24** - Agreed to terms with PHI on 3-year contract



JALYX HUNT

OUTSIDE LINEBACKER | 58



Height: 6-3 Weight: 252 DOB: March 13, 2001 (Age 23)
 NFL Experience: Rookie (1st with Eagles) Draft: D3-24 (94th overall) by PHI
 College: Houston Christian Hometown (HS): DeBary, FL (University)

COLLEGE STATISTICS

Year	School	GP	TACKLES				PASS RUSH			INTERCEPTIONS					FUMBLES		DEF SNAPS	
			Total	Solo	Asst	TFL	Sacks	QBH	QBP	Int	Yds	Lg	TD	PD	FF	FR	No	Pct
2019	Cornell	7	3	2	1	0	0.0	---	---	0	0	--	0	0	0	0	---	---
2021	Cornell	10	26	14	12	0	0.0	---	---	0	0	--	0	1	0	1	---	---
2022	Hou. Christian	11	87	39	48	11.5	7.0	---	---	0	0	--	0	3	3	1	---	---
2023	Hou. Christian	10	46	19	27	9	6.5	---	---	1	16	16t	1	2	2	2	---	---
Totals		38	162	74	88	20.5	13.5	---	---	1	16	16t	1	6	5	4	---	---

ADDITIONAL STATISTICS

Blocked FGs: 1 - 2021 (1)

Hobbies: Solving puzzles, watching anime, playing video games, and listening to music ... **Surprisingly good at:** Drawing and painting ... **If he could play another sport, what position/team:** Shortstop, Baltimore Orioles ... **If he could have a career outside of sports:** Would be a video producer for TV shows or YouTube channels ... **Favorite movie:** *Now You See Me* ... **Favorite TV show:** *The Office* ... **Favorite music/artists:** Hip-hop and R&B; Aaliyah, SZA, J. Cole, The Internet

BIRDSEED

- ▶ Is the first Houston Christian alum to be drafted by an NFL team
- ▶ Originally started his collegiate career as a safety at Cornell before experiencing a growth spurt that led him to transition to DL/LB ... Was a standout WR and DB at University (FL) High School, where he earned all-county honors after leading in yards per catch (23.8) as a senior
- ▶ Was given his name, Jalyx, because his mother's favorite fragrance is Calyx, and everyone in his family's name begins with the letter 'J' ... Credits his love for cologne to the origin of his unique name

COLLEGE HIGHLIGHTS

- ▶ Spent four seasons at Houston Christian (2022-23) and Cornell (2019-21) ... Combined for 162 tackles (74 solo), 20.5 TFLs, 13.5 sacks, 6 PDs, 5 FFs, 4 FRs and 1 INT-TD in 38 career games ... Finished his career at Houston Christian playing 22 contests at the hybrid/EDGE position
- ▶ Voted the Southland Conference Defensive Player of the Year in 2023 after recording 46 tackles (19 solo), 9 TFLs, 6.5 safcks, 3 PDs, 2 FFs, 2 FRs and 1 INT-TD in 10 games ... In his first season at Houston Christian in 2022, garnered second-team All-Southland Conference recognition after posting 87 tackles (39 solo), 11.5 TFLs (led conference), 7.0 sacks (2nd in conference), 3 FFs, 2 PDs and 1 FR in 11 appearances
- ▶ Began his career at Cornell, where he played safety and produced 29 tackles (16 solo) with 1 PD and 1 FR in 17 contests

TRANSACTIONS

- ▶ **2024** - Drafted by PHI in 3rd round (94th overall)





JALEN HURTS

QUARTERBACK | 1



Height: 6-1 Weight: 223 DOB: Aug. 7, 1998 (Age 25)
 NFL Experience: 5th Year (5th with Eagles) Draft: D2-20 (53rd overall) by PHI
 College: Oklahoma Hometown (HS): Channelview, TX (Channelview)

ALL-PRO: 2022 PRO BOWL: 2023, 2024

CAREER STATISTICS

Year	Team	GP/S	PASSING										RUSHING					OFF SNAPS	
			Att	Cmp	Pct	Yds	Y/A	TD	Int	Lg	Sk/Yds	Rate	Att	Yds	Avg	Lg	TD	No	Pct
2020	Philadelphia	15/4	148	77	52.0	1,061	7.2	6	4	81t	13/59	77.6	63	354	5.6	24	3	334	30%
2021	Philadelphia	15/15	432	265	61.3	3,144	7.3	16	9	91	26/150	87.2	139	784	5.6	31	10	954	85%
2022	Philadelphia	15/15	460	306	66.5	3,701	8.1	22	6	68	38/231	101.5	165	760	4.6	42	13	1,028	87%
2023	Philadelphia	17/17	538	352	65.4	3,858	7.2	23	15	63t	36/222	89.1	157	605	3.9	24	15	1,103	96%
Totals		62/51	1,578	1,000	63.4	11,764	7.5	67	34	91	113/662	91.1	524	2,503	4.8	42	41	---	---

PLAYOFFS

2021	Philadelphia	1/1	43	23	53.5	258	6.0	1	2	35	2/14	60.0	8	39	4.9	11	0	66	100%
2022	Philadelphia	3/3	87	58	66.7	579	6.7	3	0	45t	4/8	96.9	35	143	4.1	28	5	210	96%
2023	Philadelphia	1/1	35	25	71.4	250	7.1	1	0	55	3/16	100.9	1	5	5.0	5	0	57	97%
Totals		5/5	165	106	64.2	1,087	6.6	5	2	55	9/38	88.1	44	187	4.3	28	5	---	---

ADDITIONAL STATISTICS

Fumbles/Lost: 35/11 - 2020 (9/2), 2021 (9/2), 2022 (9/2), 2023 (9/5) Postseason Fumbles/Lost: 3/1 - 2021 (1/0), 2022 (2/1) Receptions: 1-3 - 2020 (1-3)

CAREER HIGHS

Pass Attempts	48	10/3/21 vs. KC
Completions	32	10/3/21 vs. KC
Passing Yards	387	10/3/21 vs. KC
Yards/Attempt	11.4	12/21/21 vs. Was.
Passing Long	91	9/19/21 vs. SF
Passing TDs	4	2x, last: 10/29/23 at Was.
Completion %	83.9	9/19/22 vs. Min
Passer Rating	140.6	10/30/22 vs. Pit
Rush Attempts	18	2x, last: 11/21/21 vs. NO
Rushing Yards	157	11/27/22 vs. GB
Rushing Long	42	11/27/22 vs. GB
Rushing TDs	3	3x, last: 2/12/23 vs. KC (SB)
Total Yards	434	10/3/21 vs. KC
Total TDs	5	11/26/23 vs. Buf.

BIRDSEED

- ▶ Grew up in a proud football family ... Coached by his father, Averion, at Channelview (TX) High School ... His brother, Averion Jr., was a QB at Texas Southern and is a coach at Baytown (TX) High School ... Credits his success to the example his father set for him as a coach's kid
- ▶ Is an avid supporter of women in sports and has surrounded himself with an all-female team as his representation ... Driven by his mother, Pamela, who worked so hard for him and his siblings throughout their upbringing, and sister, Kynneddy, Hurts believes in empowering women and validating that they have equality in what they strive to do
- ▶ Embraces the Eagles' legacy of Black QBs and maintains relationships with legends such as **Randall Cunningham**, **Donovan McNabb** and **Michael Vick** ... Each of them motivated him growing up, as he used to watch their highlights for inspiration during personal workouts
- ▶ Has frequently spoken on the need for change regarding gun violence as a public health crisis in our country ... Previously visited healthcare workers in Philadelphia to learn about the caring for victims of gun violence while also spending time with impacted families
- ▶ Donated \$200,000 to Philadelphia schools in April 2024 to install 300 air conditioners after learning about the lack of AC units across city classrooms ... His donation impacted more than 5,000 students

CAREER HIGHLIGHTS

- ▶ Earned his second career **Pro Bowl** nod following the 2023 campaign, when he tied for the most rushing TDs (15) by a QB in NFL history and established team records in total yards (4,463) and total TDs (38)
- ▶ Led the Eagles to Super Bowl LVII in 2022 ... In Super Bowl LVII against Kansas City, registered 374 total yards (304 passing, 70 rushing) and a career-high 4 total TDs, including a career-high 3 rushing TDs (most by a QB and tied for the most by any player in Super Bowl history)





2023 GAME-BY-GAME STATISTICS (PHI)

				PASSING									RUSHING					OFF SNAPS		
Date	Opp		GP/S	Att	Cmp	Pct	Yds	Y/A	TD	Int	Lg	Sk/Yds	Rate	Att	Yds	Avg	Lg	TD	No	Pct
Sep 10	at NE	W	1/1	33	22	66.7	170	5.2	1	0	23	3/16	89.2	9	37	4.1	14	0	66	100%
Sep 14	Min	W	1/1	23	18	78.3	193	8.4	1	1	63t	4/22	98.0	12	35	2.9	8	2	77	100%
Sep 25	at TB	W	1/1	37	23	62.2	277	7.5	1	2	34t	1/6	71.6	10	28	2.8	8	1	80	100%
Oct 1	Was	W	1/1	37	25	67.6	319	8.6	2	0	59t	3/8	112.3	9	34	3.8	24	0	71	100%
Oct 8	at LAR	W	1/1	38	25	65.8	303	7.8	1	1	49	1/8	87.9	15	72	4.8	17	1	79	100%
Oct 15	at NYJ	L	1/1	45	28	62.2	280	6.2	1	3	49	2/12	59.5	8	47	5.9	11	1	70	100%
Oct 22	Mia	W	1/1	31	23	74.2	279	9.0	2	1	42	3/23	109.5	11	21	1.9	1	1	72	100%
Oct 29	at Was	W	1/1	39	29	76.3	319	8.4	4	0	38t	2/4	135.7	4	6	1.5	7	0	63	100%
Nov 5	Dal	W	1/1	23	17	73.9	207	9.0	2	0	29t	3/24	130.2	10	36	3.6	6	1	62	100%
Nov 20	at KC	W	1/1	22	14	63.6	150	6.8	0	1	41	5/26	64.6	12	29	2.4	10t	2	56	100%
Nov 26	Buf	W	1/1	31	18	58.1	200	6.5	3	1	33	2/7	96.2	14	65	4.6	16	2	66	100%
Dec 3	SF	L	1/1	45	26	57.8	298	6.6	1	0	38	3/27	85.2	7	20	2.9	7	1	67	93%
Dec 10	at Dal	L	1/1	27	18	66.7	197	7.3	0	0	30	1/7	88.0	5	30	6.0	11	0	53	96%
Dec 18	at Sea	L	1/1	31	17	54.8	143	4.6	0	2	18	0/0	40.1	13	82	6.3	20	2	69	100%
Dec 25	NYG	W	1/1	38	24	63.2	301	7.9	1	1	36t	1/6	85.5	8	34	4.3	16	1	75	100%
Dec 31	Ari	L	1/1	23	18	78.3	167	7.3	3	1	23	0/0	118.4	8	25	3.1	13	0	49	100%
Jan 7	at NYG	L	1/1	16	7	43.8	55	3.4	0	1	12	2/26	26.8	2	4	2.0	2	0	28	43%
Totals			17/17	538	352	65.4	3,858	7.2	23	15	63t	36/222	89.1	157	605	3.9	24	15	1,103	96%
PLAYOFFS																				
Jan 15	at TB	L	1/1	35	25	71.4	250	7.1	1	0	55	3/16	100.9	1	5	5.0	5	0	57	97%
Totals			1/1	35	25	71.4	250	7.1	1	0	55	3/16	100.9	1	5	5.0	5	0	57	97%

Bucket list: Meet Denzel Washington ... **Desired talent:** Ability to sing ... **If he could play another sport, what team/position:** "I'd go team up with Bryce Harper and the Phillies and play shortstop or center field." ... **Moments left starstruck:** Meeting Frankie Beverly and Kobe Bryant ... **Favorite movies:** *Friday Night Lights* and *He Got Game* ... **Favorite music:** Frankie Beverly and Maze, Al Green, The Isley Brothers, Anita Baker, Jaydayoungan ... **Favorite meal:** Seafood, boiled crawfish



- ▶ Became the eighth Black QB to start in a Super Bowl ... Super Bowl LVII was the first Super Bowl to feature two Black starting QBs, with Hurts and Chiefs QB **Patrick Mahomes** headlining the historic matchup
- ▶ Named second-team **All-Pro** by the *Associated Press*, earned his first career **Pro Bowl** honor and finished second in AP NFL MVP voting in 2022 ... Guided Philadelphia to Super Bowl LVII after going 14-1 in the regular season at 24 years old, becoming the second youngest QB to ever win 14 games, behind **Dan Marino** with Miami in 1984 (23)
- ▶ In 2021, became the youngest Eagles QB (23 years old) to start in a playoff game (previously **Donovan McNabb** at 24 in 2000)

NOTES TO KNOW

- ▶ Ranks 2nd in the league in total TDs (73) since 2022, behind **Josh Allen** (86) ... Also owns the 4th-most total yards (8,924) in that span, trailing only **Patrick Mahomes** (10,180), Allen (9,875) and **Jared Goff** (9,107)
- ▶ Leads the NFL in rushing TDs (38) dating back to 2021 ... Is the first QB to record 10+ rushing TDs in three consecutive seasons, doing so in 2021 (10), 2022 (13) and 2023 (15) ... Joins **Cam Newton** (2011, '15, '20) as the only QBs with three 10+ rushing TDs campaigns

2023 SEASON - EAGLES

- ▶ Named to the Pro Bowl for the second time in his career after setting franchise records in total yards (4,463) and total TDs (38), while tying **Josh Allen** for the most rushing TDs (15) by a QB in NFL history ... His 38 total TDs tied for 2nd in the league, trailing only Allen (42) ... Logged career highs in passing yards (3,858) and passing TDs (23)
- ▶ Registered a career-high 5 total TDs (3 passing, 2 rushing) in the 37-34 comeback victory vs. Buffalo (11/26/23) ... Combined for 4 total TDs and completed 14-of-20 (70.0%) attempts for 167 yards (8.4 avg.) and a 134.8 passer rating during the second half/OT ... Scored the game-winning TD on a 12-yard run, capping a 9-play, 75-yard drive in OT



MOST TOTAL TOUCHDOWNS

Date	Opponent	Pass	Rush	Total
11/26/23	vs. Buffalo Bills (W, 37-34)	3	2	5
10/29/23	at Washington Commanders (W, 38-31)	4	0	4
2/12/23	vs. Kansas City Chiefs (SB) (L, 35-38)	1	3	4
12/4/22	vs. Tennessee Titans (W, 35-10)	3	1	4
10/30/22	vs. Pittsburgh Steelers (W, 35-13)	4	0	4
12/20/20	at Arizona Cardinals (L, 26-33)	3	1	4

MOST TOTAL YARDS

Date	Opponent	Pass	Rush	Total
10/3/21	vs. Kansas City Chiefs (L, 30-42)	387	47	434
12/27/20	at Dallas Cowboys (L, 17-37)	342	69	411
12/20/20	at Arizona Cardinals (L, 26-33)	338	63	401
12/4/22	vs. Tennessee Titans (W, 35-10)	380	12	392
9/19/22	vs. Minnesota Vikings (W, 24-7)	333	57	390
12/18/22	at Chicago Bears (W, 25-20)	315	61	376
10/8/23	at Los Angeles Rams (W, 23-14)	303	72	375
2/12/23	vs. Kansas City Chiefs (SB) (L, 35-38)	304	70	374
9/27/21	at Dallas Cowboys (L, 21-41)	326	35	361
9/25/22	at Washington Commanders (W, 24-8)	340	20	360
10/1/23	vs. Washington Commanders (W, 34-31)	319	34	353



- ▶ Voted **NFC Offensive Player of the Week** after completing 29-of-38 (76.3%) passes for 319 yards (8.4 avg.), 4 TDs, 0 INTs and a 135.7 rating in the 38-31 win at Washington (10/29/23) ... His passing yards (tied), passing TDs and passer rating all marked season highs ... Threw for 2 TDs during the fourth quarter of the come-from-behind effort

COLLEGE HIGHLIGHTS

- ▶ Started 42 of 56 games at Alabama (2016-18) and Oklahoma (2019), posting a 38-4 record ... Threw for 9,477 yards and 80 TDs on 682-of-1,047 (65.1%) passing, while rushing for 3,274 yards and 43 TDs
- ▶ As a senior at Oklahoma, finished as the runner-up for the Heisman Trophy and also earned All-America and first-team All-Big 12 honors ... Tallied 5,149 total yards (3,851 passing, 1,298 rushing) ... Set school records for rushing yards and points scored (126) by a QB
- ▶ Rallied Alabama to the 2018 SEC Championship as a junior ... Helped the Crimson Tide win a CFP National Championship in 2017

TRANSACTIONS

- ▶ **2020** - Drafted by PHI in 2nd round (53rd overall) ... **4/17/23** - Agreed to terms with PHI on 5-year contract extension



TARRON JACKSON

DEFENSIVE END | 75

(pronounced tuh-RON)

Height: 6-2 Weight: 254 DOB: June 22, 1998 (Age 26)
 NFL Experience: 3rd Year (3rd with Eagles) Draft: D6b-21 (191st overall) by PHI
 College: Coastal Carolina Hometown (HS): Aiken, SC (Silver Bluff)



CAREER STATISTICS

Year	Team	GP/S	TACKLES				PASS RUSH			INTERCEPTIONS					FUMBLES		DEF SNAPS	
			Total	Solo	Asst	TFL	Sacks	QBH	QBP	Int	Yds	Lg	TD	PD	FF	FR	No	Pct
2021	Philadelphia	17/0	17	11	6	2	1.0	1	9	0	0	--	0	0	1	0	253	22%
2022	Philadelphia	4/0	0	0	0	0	0.0	0	0	0	0	--	0	0	0	0	27	2%
Totals		21/0	17	11	6	2	1.0	1	9	0	0	--	0	0	1	0	---	---

PLAYOFFS

2021	Philadelphia	1/0	1	1	0	0	0.0	0	0	0	0	--	0	0	0	0	15	21%
Totals		1/0	1	1	0	0	0.0	0	0	0	0	--	0	0	0	0	---	---

ADDITIONAL STATISTICS

Special Teams Tackles: 1 - 2021 (1)

CAREER HIGHS

Tackles	3	2x, last: 1/8/22 vs. Dal.
Sacks	1.0	10/31/21 at Det.
INTs	--	---
PDs	--	---
FFs	1	10/31/21 at Det.
FRs	--	---



BIRDSEED

- ▶ His brother, Daron, died of leukemia at age 12 in 2008 ... Promised his older brother he would make it to the NFL one day ... Wore No. 9 in college because he was only 9 years old when Daron passed away
- ▶ Annually participates in the 'Big Climb' for the Leukemia & Lymphoma Society in Philadelphia, honoring his late brother ... Climbs the steps of Lincoln Financial Field with many others to help raise critical funds in support of blood cancer research and patient support
- ▶ Earned a bachelor's degree in applied mathematics and also minored in actuarial science ... If football had not worked out for him, his plan was to become an actuary at an insurance firm
- ▶ Prepped at Silver Bluff (SC) High School, where he led his team to two state championship games ... Did not have a Division I offer other than Coastal Carolina, which earned FBS status after he arrived

CAREER HIGHLIGHTS

- ▶ A member of the Eagles' 2022 team that advanced to Super Bowl LVII ... Contributed on the active roster as well as the practice squad

2023 SEASON - EAGLES

- ▶ Spent the entire season on Philadelphia's practice squad

COLLEGE HIGHLIGHTS

- ▶ In 48 career games at Coastal Carolina (2016-20), totaled 195 tackles (93 solo) 44.5 TFLs, 26.5 sacks, 6 FFs, 3 PDs and 1 FR ... Finished his career as the Chanticleers' career leader in sacks and TFLs
- ▶ Named a consensus All-American and Sun Belt Defensive Player of the Year in 2020 ... Helped guide Coastal Carolina to an 11-1 record, producing a team-high 14 TFLs and 8.5 sacks along with 54 tackles (25 solo), 3 FFs and 1 FR ... Voted a finalist for the Lombardi Award, Lott IMPACT Trophy and Bronko Nagurski Trophy, in addition to being named a semifinalist for the Chuck Bednarik Award
- ▶ Earned first-team all-conference honors after setting a Sun Belt and school single-season record with 10.0 sacks (career high) in 2019 ... Added 60 tackles (28 solo), 13 TFLs and 2 FFs



Hobbies: Enjoys cooking on the grill, especially ribs ... **First job:** Helping out with his dad's construction business, including remodeling houses, painting walls, and delivering supplies ... **Jersey number significance:** 7 and 5 add up to 12, the age of his older brother and biggest inspiration, Daron, when he passed away from leukemia in 2008 ... **Another family inspiration:** His uncle, Dean Bryant, who passed away in 2020 ... Dean was an Eagles fan and always wished for Tarron to get drafted by his favorite team ... **Favorite TV show:** *Snowfall* ... **Favorite music:** A little bit of everything: '90s, modern-day rap, hip-hop ... **Favorite meal:** Mac and cheese ... **Favorite athlete growing up:** Kobe Bryant ... **Favorite quote:** "Effort without detail is just good effort."

TRANSACTIONS

- ▶ **2021** - Drafted by PHI in 6th round (191st overall) ... **12/27/21** - Placed on Reserve/COVID-19 ... **12/29/21** - Activated from Reserve/COVID-19 ... **10/26/22** - Waived by PHI ... **10/29/22** - Signed by PHI to practice squad ... **8/29/23** - Waived by PHI ... **8/30/23** - Signed by PHI to practice squad ... **1/18/24** - Signed by PHI to reserve/future contract



E.J. JENKINS

TIGHT END | 84

Height: 6-6 Weight: 245 DOB: Nov. 3, 1998 (Age 25)

NFL Experience: 1st Year (*1st with Eagles*) Draft: UDFA-23 by NYJ Acquired: FA-24

College: Georgia Tech Hometown (HS): Fredricksburg, VA (Chancellor)



BIRDSEED

- ▶ Originally played WR in college prior to moving to TE in the NFL
- ▶ Prepped at Chancellor (VA) High School, where he set the records for career receiving yards, career receiving TDs, most TDs in a season and most receiving TDs in a single game ... Also played basketball in high school, averaging 21.5 points and 12 rebounds as a senior

CAREER HIGHLIGHTS

- ▶ Entered the NFL as an undrafted rookie with the Jets in 2023 ... Spent time on the Eagles' and Raiders' practice squads in his first year

2023 SEASON - EAGLES & RAIDERS


- ▶ Contributed to Philadelphia's and Las Vegas' practice squads

COLLEGE HIGHLIGHTS

- ▶ Saw action in 46 career games during stints with St. Francis (PA) (2017-20), South Carolina (2021) and Georgia Tech (2022) ... Finished his collegiate career with 1,264 yards and 18 TDs on 69 catches (18.3 avg.)
- ▶ As a senior at Georgia Tech in 2022, appeared in 12 games (11 starts) and posted 316 yards and 3 TDs on 17 receptions (18.6 avg.)
- ▶ Hauled in 44 passes for 831 yards in two years of action at St. Francis (PA) ... Earned All-NEC honors in 2019, when he registered 779 yards and a school-record 13 TDs on 39 receptions (20.0 avg.)

TRANSACTIONS

- ▶ **2023** - Signed by NYJ as UDFA ... **8/29/23** - Waived by NYJ ... **11/1/23** - Signed by PHI to practice squad ... **11/14/23** - Released by PHI from practice squad ... **1/2/24** - Signed by LV to practice squad ... **1/18/24** - Signed by PHI to reserve/future contract



JOSH JOBE

CORNERBACK | 28

(pronounced JOHB)

Height: 5-11 Weight: 190 DOB: April 9, 1998 (Age 26)
 NFL Experience: 3rd Year (3rd with Eagles) Draft: UDFA-22 by PHI
 College: Alabama Hometown (HS): Miami, FL (Cheshire Academy)



CAREER STATISTICS

Year	Team	GP/S	TACKLES				PASS RUSH			INTERCEPTIONS					FUMBLES		DEF SNAPS	
			Total	Solo	Asst	TFL	Sacks	QBH	QBP	Int	Yds	Lg	TD	PD	FF	FR	No	Pct
2022	Philadelphia	11/0	0	0	0	0	0.0	0	0	0	0	--	0	0	0	0	12	1%
2023	Philadelphia	17/3	16	14	2	0	0.0	0	0	0	0	--	0	4	1	0	240	21%
Totals		28/3	16	14	2	0	0.0	0	0	0	0	--	0	4	1	0	---	---

PLAYOFFS

2022	Philadelphia	3/0	1	1	0	0	0.0	0	0	0	0	--	0	0	0	0	9	9%
2023	Philadelphia	1/0	0	0	0	0	0.0	0	0	0	0	0	0	0	0	0	0	0%
Totals		4/0	1	1	0	0	0.0	0	0	0	0	--	0	0	0	0	---	---

ADDITIONAL STATISTICS

Special Teams Tackles: 7 - 2022 (1), 2023 (6)

CAREER HIGHS

Tackles	6	9/14/23 vs. Min.
Sacks	--	---
INTs	--	---
PDs	2	10/15/23 at NYJ
FFs	1	9/10/23 at NE
FRs	--	---



BIRDSEED

- ▶ Grew up in Miami, FL, where he originally attended Christopher Columbus High School ... Moved to Connecticut prior to his senior year and played his final season at Cheshire Academy

CAREER HIGHLIGHTS

- ▶ A member of the Eagles' Super Bowl LVII roster in 2022

2023 SEASON - EAGLES

- ▶ Recorded 16 tackles (14 solo) and 4 PDs in 17 games (three starts) ... Played in a team-high 323 special teams snaps while ranking 2nd on the Eagles in special teams tackles (6), behind **Sydney Brown** (7)

COLLEGE HIGHLIGHTS

- ▶ Played four seasons at Alabama (2018-21), recording 129 tackles (95 solo), 19 PDs, 3 INTs, 2.0 sacks, 2 FFs and 1 FR in 51 career games
- ▶ Helped the Crimson Tide clinch the SEC Championship during his senior season in 2021 ... Contributed to Alabama's CFP National Championship-winning campaign as a junior in 2020, recording career highs with 55 tackles (39 solo), 11 PDs, 2.0 sacks and 2 FFs en route to *Pro Football Focus* honorable mention All-America accolades

TRANSACTIONS

- ▶ **2022** - Signed by PHI as UDFA

Nickname: Woogie ... Place he'd like to visit: Puerto Rico ... Surprisingly good at: Dancing ... What he wanted to grow up to be when he was younger: "A model. It was just interesting to me." ... Someone he'd like to meet: Kevin Hart ... Favorite movie: *Bad Boys* ... Favorite TV show: "I like to watch anime, like *Naruto*." ... Favorite music artist: Drake ... Favorite food: Penne pasta with vodka sauce



2023 GAME-BY-GAME STATISTICS (PHI)												
Date	Opp		GP/S	Tot	Solo	Sk	Int	PD	FF	FR	Snaps	Pct
Sep 10	at NE	W	1/0	0	0	0.0	0	1	1	0	8	10%
Sep 14	Min	W	1/1	6	5	0.0	0	0	0	0	58	100%
Sep 25	at TB	W	1/0	4	4	0.0	0	0	0	0	27	57%
Oct 1	Was	W	1/1	2	2	0.0	0	1	0	0	68	87%
Oct 8	at LAR	W	1/0	0	0	0.0	0	0	0	0	0	0%
Oct 15	at NYJ	L	1/1	3	2	0.0	0	2	0	0	53	82%
Oct 22	Mia	W	1/0	0	0	0.0	0	0	0	0	0	0%
Oct 29	at Was	W	1/0	0	0	0.0	0	0	0	0	0	0%
Nov 5	Dal	W	1/0	0	0	0.0	0	0	0	0	1	1%
Nov 20	at KC	W	1/0	0	0	0.0	0	0	0	0	0	0%
Nov 26	Buf	W	1/0	0	0	0.0	0	0	0	0	0	0%
Dec 3	SF	L	1/0	0	0	0.0	0	0	0	0	4	7%
Dec 10	at Dal	L	1/0	0	0	0.0	0	0	0	0	0	0%
Dec 18	at Sea	L	1/0	0	0	0.0	0	0	0	0	2	3%
Dec 25	NYG	W	1/0	0	0	0.0	0	0	0	0	0	0%
Dec 31	Ari	L	1/0	0	0	0.0	0	0	0	0	0	0%
Jan 7	at NYG	L	1/0	1	1	0.0	0	0	0	0	19	28%
Totals			17/3	16	14	0.0	0	4	1	0	240	21%
PLAYOFFS												
Jan 15	at TB	L	1/0	0	0	0.0	0	0	0	0	0	0%
Totals			1/0	0	0	0.0	0	0	0	0	0	0%





FRED JOHNSON

TACKLE | 74



Height: 6-7 Weight: 326 DOB: June 5, 1997 (Age 27)
 NFL Experience: 6th Year (2nd with Eagles) Draft: UDFA-19 by PIT Acquired: FA-22
 College: Florida Hometown (HS): Royal Palm Beach, FL (Royal Palm Beach)

CAREER STATISTICS

Year	Team	GP/S	STARTS			OFF SNAPS	
			LT	RG	RT	No	Pct
2019	Cincinnati	6/1	1	0	0	146	13%
2020	Cincinnati	12/6	3	2	1	491	46%
2021	Cincinnati	5/1	0	0	1	90	8%
2022	Tampa Bay	5/0	0	0	0	2	1%
2023	Philadelphia	17/0	0	0	0	35	3%
Totals		45/8	4	2	2	---	---

PLAYOFFS							
Year	Team	GP/S	LT	RG	RT	No	Pct
2023	Philadelphia	1/0	0	0	0	2	3%
Totals		1/0	0	0	0	2	3%

BIRDSEED

- ▶ During his time in college at Florida, mentored youth in juvenile detention centers through the VERB Kind program ... VERB Kind encourages individuals to give at-risk youth a second chance through mentoring, education and connecting them with community resources
- ▶ Named to the 2018 SEC Football Community Service Team in recognition of the hours he dedicated to community service with 17 different organizations ... Also received a spot on the 2018 Wuerffel Trophy Watch List in honor of his work in the community

CAREER HIGHLIGHTS

- ▶ Contributed to the Eagles' practice squad during the 2022 campaign, when Philadelphia appeared in Super Bowl LVII ... Also a part of the Bengals' 2021 roster that advanced to Super Bowl LVI
- ▶ Has appeared in 45 games (eight starts at LT, RG and RT) through five NFL seasons with Cincinnati, Tampa Bay and Philadelphia
- ▶ Entered the NFL as a UDFA with Pittsburgh in 2019

2023 SEASON - EAGLES

- ▶ Saw action in all 17 regular-season contests and played in 113 snaps (35 offense, 78 special teams) in his first full year in Philadelphia

COLLEGE HIGHLIGHTS

- ▶ Played in 44 career contests and made 31 starts across four seasons at Florida ... During his career, started games at RG and RT

TRANSACTIONS

- ▶ **2019** - Signed by PIT as UDFA ... **10/11/19** - Waived by PIT ... **10/14/19** - Claimed off waivers by CIN ... **11/6/20** - Placed on Reserve/COVID-19 ... **11/20/20** - Activated from Reserve/COVID-19 ... **3/22/22** - Signed by CIN to reserve/future contract ... **3/23/22** - Waived by CIN ... **4/4/22** - Signed by TB to reserve/future contract ... **11/1/22** - Waived by TB ... **11/8/22** - Signed by PHI to practice squad ... **2/16/23** - Signed by PHI to reserve/future contract ... **8/24/23** - Signed by PHI to 2-year contract



First job: Worked at an insurance claim call center ... **Bucket list:** Travel to all seven wonders of the world and visit each continent ... **Jersey number significance:** "74 is a number I want to keep throughout my career. It means a lot." ... His grandfather passed at age 74, while Fred wore No. 74 at the time ... **Favorite TV show:** *Friends*



LANE JOHNSON

TACKLE | 65



Height: 6-6 Weight: 325 DOB: May 8, 1990 (Age 34)
 NFL Experience: 12th Year (12th with Eagles) Draft: D1-13 (4th overall) by PHI
 College: Oklahoma Hometown (HS): Groveton, TX (Groveton)

SUPER BOWL CHAMPION: 2017 (LII) ALL-PRO: 2017, 2021, 2022, 2023 PRO BOWL: 2018, 2019, 2020, 2023, 2024

CAREER STATISTICS

Year	Team	GP/S	STARTS		OFF SNAPS	
			LT	RT	No	Pct
2013	Philadelphia	16/16	0	16	1,102	100%
2014	Philadelphia	12/12	0	12	889	76%
2015	Philadelphia	16/16	2	14	1,156	100%
2016	Philadelphia	6/6	0	6	407	36%
2017	Philadelphia	15/15	0	15	964	85%
2018	Philadelphia	15/15	0	15	962	88%
2019	Philadelphia	12/12	0	12	773	65%
2020	Philadelphia	7/7	0	7	404	36%
2021	Philadelphia	13/13	0	13	821	73%
2022	Philadelphia	15/15	0	15	974	83%
2023	Philadelphia	16/16	0	16	981	86%
Totals		143/143	2	141	---	---

PLAYOFFS

Year	Team	GP/S	LT	RT	No	Pct
2013	Philadelphia	1/1	0	1	58	100%
2017	Philadelphia	3/3	0	3	207	100%
2018	Philadelphia	2/2	0	2	119	100%
2019	Philadelphia	0/0	0	0	0	0%
2021	Philadelphia	1/1	0	1	43	65%
2022	Philadelphia	3/3	0	3	202	92%
2023	Philadelphia	1/1	0	1	57	97%
Totals		11/11	0	11	---	---

ADDITIONAL STATISTICS

Receiving TDs: 1 - 2021 (1)

BIRDSEED

- ▶ Nominated as the Eagles' 2023 Walter Payton NFL Man of the Year candidate ... The award is considered the NFL's most prestigious honor and recognizes players who have exhibited excellence on the field as well as a passion to impact the lives of others in their community ... Has strongly advocated for mental health awareness while raising money for numerous charities ... Hosted Gold Star Families (those who have experienced the loss of loved ones in military action) and Silver Star Medal recipients (awarded to service members who exhibit gallantry in combat) during the 2023 season, providing a unique experience to exchange stories and help each other overcome adversity
- ▶ Opened up about his struggles with anxiety and depression in 2021 ... Aimed to help further the conversation about mental health with professional athletes ... Diagnosed with an anxiety disorder in 2008
- ▶ Co-created the OL Masterminds Summit with his friend and OL guru Duke Manyweather in 2018 ... The annual meeting brings together OL from the NFL and college to discuss the technical and mental aspects of their craft, invest in each other and advance OL appreciation
- ▶ During the 2022 offseason, recorded a Christmas album, entitled *A Philly Special Christmas*, with **Jason Kelce** and **Jordan Mailata** ... The album was an instant success, gaining national attention and raising over \$1.25 million for local charities in the Philadelphia area ... The trio released another album in 2023 – *A Philly Special Christmas Special* – which debuted at No. 25 on the *Billboard* 200 music rankings
- ▶ Converted a horse barn on his property into a world-class home gym that is famously known as the "Bro Barn" ... Hosts groups of Eagles and other NFL players for competitive workouts in the offseason
- ▶ Began his collegiate career at Kilgore College (TX), where he served as the Rangers' QB playing at a 202-pound weight ... After transferring to Oklahoma as a TE in 2009, he redshirted for one year before playing TE and DE in 2010 ... Later settled in as a RT in 2011 prior to moving to the left side of the OL as a senior during the 2012 campaign

CAREER HIGHLIGHTS

- ▶ Is a five-time **Pro Bowler** (2018, '19, '20, '23, '24), four-time *Associated Press All-Pro* (2017, '21, '22, '23) and **Super Bowl LII** champion ... Additionally helped Philadelphia earn a berth in Super Bowl LVII
- ▶ Is one of three Eagles OTs to earn four AP All-Pro accolades, joining **Bob Brown** (five) and **Jason Peters** (four) ... Selected to the 2nd-most Pro Bowls by an OT in franchise history, trailing only Peters (seven)
- ▶ Joined **Jason Peters** (2013-16) and **Frank "Bucko" Kilroy** (1953-55) as the only Eagles OTs to earn three consecutive Pro Bowl nods

2023 SEASON - EAGLES

- ▶ Earned his fifth career **Pro Bowl** honor and was named a second-team **All-Pro** by the *Associated Press* after finishing with the 2nd-highest *PFF* offensive grade (82.6) among NFL RTs (min. 800 snaps) ... Also led RTs with a 79.4 *PFF* pass-blocking grade ... Blocked for an OL that helped set a club record in third-down percentage (48.0%, 3rd in NFL)





First job: Grave digger in high school ... **Biggest pet peeve:** Drivers that take a long time to make a turn ... **Hobbies:** Hunting and fishing ... **Favorite teams/athletes growing up:** Houston Rockets, Green Bay Packers and Brett Favre ... **If he could play another sport, what position/team:** Small forward, Houston Rockets ... **Favorite movie:** *Forrest Gump* ... **Favorite TV show:** *Impractical Jokers* ... **Three favorite throwback jerseys:** Hakeem Olajuwon, Rockets; Michael Vick, Falcons; Bo Jackson, Raiders

COLLEGE HIGHLIGHTS

- ▶ As a senior in 2012, started 11 games at LT and garnered third-team All-America honors from CBSSports.com and second-team All-Big 12 recognition from the league's coaches ... Anchored a Sooners offense that ranked 12th in the nation with 497.9 yards per game ... Posted 123 knockdowns and led the Big 12 with 19 TD-resulting blocks
- ▶ Started 12 games at RT as a junior in 2011, as Oklahoma ranked 10th nationally in scoring (39.5 ppg), 5th in total offense (512.3 ypg), 5th in passing offense (349.4 ypg) and 7th in fewest sacks allowed (11)
- ▶ Appeared in nine games as a reserve QB at Kilgore College in 2008 ... Completed 32-of-61 (52.5%) attempts for 510 yards, 3 TDs and 7 INTs, while adding 24 yards and 1 TD on 17 rushing attempts

TRANSACTIONS

- ▶ **2013** - Drafted by PHI in 1st round (4th overall) ... **7/23/14** - Placed on Reserve/Suspended ... **9/29/14** - Activated from Reserve/Suspended ... **1/29/16** - Signed by PHI to 6-year contract through 2021 ... **10/11/16** - Placed on Reserve/Suspended ... **12/20/16** - Activated from Reserve/Suspended ... **11/29/19** - Signed by PHI to 4-year contract extension ... **7/29/20** - Placed on Reserve/COVID-19 ... **8/11/20** - Activated from Reserve/COVID-19 ... **12/2/20** - Placed on Reserve/Injured ... **3/24/23** - Signed by PHI to new contract



PATRICK JOHNSON

OUTSIDE LINEBACKER | 48



Height: 6-2 Weight: 248 DOB: Jan. 10, 1998 (Age 26)
 NFL Experience: 4th Year (4th with Eagles) Draft: D7-21 (234th overall) by PHI
 College: Tulane Hometown (HS): Chattanooga, TN (Notre Dame)

CAREER STATISTICS

Year	Team	GP/S	TACKLES				PASS RUSH			INTERCEPTIONS					FUMBLES		DEF SNAPS	
			Total	Solo	Asst	TFL	Sacks	QBH	QBP	Int	Yds	Lg	TD	PD	FF	FR	No	Pct
2021	Philadelphia	17/2	12	7	5	1	0.0	0	1	0	0	--	0	0	0	0	111	10%
2022	Philadelphia	16/0	7	5	2	0	0.0	3	8	0	0	--	0	0	1	1	213	19%
2023	Philadelphia	15/0	1	0	1	0	0.0	0	2	0	0	--	0	0	0	0	38	3%
Totals		48/2	20	12	8	1	0.0	3	11	0	0	--	0	0	1	1	---	---

PLAYOFFS

2021	Philadelphia	1/0	0	0	0	0	0.0	0	0	0	0	--	0	0	0	0	1	1%
2022	Philadelphia	3/0	1	1	0	1	0.0	0	0	0	0	--	0	0	0	0	16	10%
2023	Philadelphia	1/0	0	0	0	0	0.0	0	0	0	0	--	0	0	0	0	0	0%
Totals		5/0	1	1	0	1	0.0	0	0	0	0	--	0	0	0	0	---	---

ADDITIONAL STATISTICS

Special Teams Tackles: 15 - 2021 (5), 2022 (4), 2023 (6) Postseason Special Teams Tackles: 1 - 2021 (1)

CAREER HIGHS

Tackles	5	1/8/22 vs. Dal.
Sacks	--	---
INTs	--	---
PDs	--	---
FFs	1	10/2/22 vs. Jax.
FRs	1	12/11/22 at NYG



BIRDSEED

- ▶ Represented Girls on the Run Philadelphia as part of the league's *My Cause My Cleats* initiative ... Girls on the Run Philadelphia helps inspire girls to build their confidence, kindness and decision-making skills
- ▶ Spent his teenage years routinely scheduling workout sessions with his grandfather, Jerry Fitzgerald, a Vietnam War veteran with a passion for weightlifting ... Considered his grandfather one of his best friends growing up and learned a lot from him on how to train his body
- ▶ Did not participate in the 2020 Famous Idaho Potato Bowl due to the death of his father, Kevin, who passed away unexpectedly while visiting Patrick in New Orleans ... Had a very strong bond with his father, who also played collegiately at Tennessee-Chattanooga as a LT

CAREER HIGHLIGHTS

- ▶ A member of the Eagles' Super Bowl LVIII roster in 2022

2023 SEASON - EAGLES

- ▶ Tied for the 2nd-most special teams tackles (6) on the Eagles, trailing only **Sydney Brown** (7) ... Also appeared in the 3rd-most special teams snaps (299) on the team ... Saw action in 38 snaps on defense

COLLEGE HIGHLIGHTS

- ▶ Played collegiately at Tulane, where he totaled 135 tackles (92 solo), 40 TFLs, 24.5 sacks, 11 PDs, 6 FFs and 1 FR in 49 career games ... Finished as the Green Wave's all-time sacks leader
- ▶ Garnered first-team All-AAC accolades following his senior campaign in 2020, when he notched 14.5 TFLs and 10.0 sacks
- ▶ As a junior in 2019, started all 13 games and led Tulane's defense in TFLs (8.5) and sacks (4.0) en route to second-team All-AAC honors
- ▶ Played in all 13 contests (12 starts) as a sophomore in 2018 and received All-AAC recognition after leading the team and ranking 2nd in the conference with a career-high 10.5 sacks



2023 GAME-BY-GAME STATISTICS (PHI)												
Date	Opp		GP/S	Tot	Solo	Sk	Int	PD	FF	FR	Snaps	Pct
Sep 10	at NE	W	1/0	0	0	0.0	0	0	0	0	0	0%
Sep 14	Min	W	1/0	0	0	0.0	0	0	0	0	0	0%
Sep 25	at TB	W	1/0	0	0	0.0	0	0	0	0	0	0%
Oct 1	Was	W	1/0	0	0	0.0	0	0	0	0	0	0%
Oct 8	at LAR	W	1/0	0	0	0.0	0	0	0	0	0	0%
Oct 15	at NYJ	L	1/0	0	0	0.0	0	0	0	0	0	0%
Oct 22	Mia	W	0/0	INACTIVE								
Oct 29	at Was	W	0/0	INACTIVE								
Nov 5	Dal	W	1/0	0	0	0.0	0	0	0	0	0	0%
Nov 20	at KC	W	1/0	0	0	0.0	0	0	0	0	0	0%
Nov 26	Buf	W	1/0	0	0	0.0	0	0	0	0	0	0%
Dec 3	SF	L	1/0	0	0	0.0	0	0	0	0	0	0%
Dec 10	at Dal	L	1/0	0	0	0.0	0	0	0	0	0	0%
Dec 18	at Sea	L	1/0	0	0	0.0	0	0	0	0	8	13%
Dec 25	NYG	W	1/0	0	0	0.0	0	0	0	0	0	0%
Dec 31	Ari	L	1/0	0	0	0.0	0	0	0	0	1	1%
Jan 7	at NYG	L	1/0	1	0	0.0	0	0	0	0	29	43%
Totals			15/0	1	0	0.0	0	0	0	0	38	3%
PLAYOFFS												
Jan 15	at TB		1/0	0	0	0.0	0	0	0	0	0	0%
Totals			1/0	0	0	0.0	0	0	0	0	0	0%



Nicknames: PJ or Pat ... **Hobbies:** Love to golf and is around a 6-10 handicap ... **Bucket list:** Start his own training gym and also travel to Europe ... **Biggest pet peave:** When someone doesn't live up to their word ... **Biggest influence:** "My father. Me and him, we bonded over football a lot. He actually played in college. Me and him were very, very close and very similar people" ... **Players he models his game after:** Marvin Ingram, Khlil Mack and Von Miller ... **Desired talent:** Ability to play piano ... **If he could play another sport:** Golf on the PGA Tour ... **Favorite TV shows:** *Game of Thrones* ... **Favorite meal:** Hibachi ... **Favorite athletes growing up:** Derek Jeter

TRANSACTIONS

- ▶ 2021 - Drafted by PHI in 7th round (234th overall)



CAM JURGENS

CENTER/GUARD | 51



Height: 6-3 Weight: 303 DOB: Aug. 21, 1999 (Age 24)
 NFL Experience: 3rd Year (3rd with Eagles) Draft: D2-22 (51st overall) by PHI
 College: Nebraska Hometown (HS): Beatrice, NE (Beatrice)

CAREER STATISTICS

Year	Team	GP/S	STARTS			OFF SNAPS	
			LG	C	RG	No	Pct
2022	Philadelphia	17/0	0	0	0	35	3%
2023	Philadelphia	11/11	0	0	11	654	57%
Totals		28/11	0	0	11	---	---
PLAYOFFS							
2022	Philadelphia	3/0	0	0	0	9	4%
2023	Philadelphia	1/1	0	0	1	59	100%
Totals		4/1	0	0	1	---	---

Bucket list: Play golf at Augusta National and Sandhills ... **Dream job outside of playing football:** "Probably a NASCAR driver, especially when I was a real little kid." ... **Favorite athletes growing up:** "Lavonte David and Ndamukong Suh. I was a big Huskers football fan, so those were guys I looked up to." ... **Favorite movies:** "I've got a lot. I'd put *Warrior* up there. *The Departed* and *Titanic*, both are fire." ... **Favorite TV show:** *Yellowstone* ... **Favorite music:** Jon Pardi, Whiskey Myers, and Zach Bryan ... **Favorite food:** Buffalo wings with ranch



BIRDSEED

- ▶ Created his own beef jerky business with the assistance of family and friends ... A product of NIL, "Beef Jurgy's Beef Jerky," which is based on his nickname, is a proud distributor of Midwest beef jerky and has a website — beefjurgy.com — that sells homemade food and apparel ... Gave out samples to coaches during his pre-draft interviews
- ▶ Waited for his name to be called during the NFL Draft in the middle of a tornado warning ... 10 minutes before the Eagles contacted him, his phone began vibrating and loud, thunderous booms with a downpour of hail could be heard outside ... As the WiFi kept going in and out of service, his family went downstairs, except for his grandmother, who replied to their pleas, "It's been a great night. I'm not moving." ... When the storm subsided, they rejoined her upstairs to celebrate
- ▶ Grew up on a cattle ranch in Nebraska ... Days after being selected by the Eagles, a video of him practicing his pass-blocking skills against a steer went viral on social media ... Considers a steer's change-of-direction ability greater than any defensive player he faces
- ▶ Has represented the Eagles Autism Foundation through the NFL's *My Cause My Cleats* campaign ... The foundation helps support impactful autism research and care to improve the lives of affected individuals and families while aiming to drive scientific breakthroughs

CAREER HIGHLIGHTS

- ▶ A member of the Eagles' Super Bowl LVII roster in 2022

2023 SEASON - EAGLES

- ▶ Saw action in a career-high 11 starts, allowing 0 sacks and only 2 QB hits in 383 pass-block snaps at RG ... Named a Pro Bowl alternate in his first season as a starter ... Blocked for an Eagles OL that helped set a franchise record in third-down percentage (48.0%, 3rd in NFL)

COLLEGE HIGHLIGHTS

- ▶ Started 31 of 32 career games at Nebraska (2018-21) ... Earned All-Big Ten accolades from the league's coaches and media after his junior season in 2021 ... Became the first Huskers freshman (true or redshirt) to start a game at center since 1972 ... Originally recruited as a TE and appeared in one game at the position ... Gained 45 pounds over the 2019 offseason after being approached about the change

TRANSACTIONS

- ▶ **2022** - Drafted by PHI in 2nd round (51st overall) ... **10/7/23** - Placed on Reserve/Injured ... **11/18/23** - Activated from Reserve/Injured



TREVOR KEEGAN

GUARD | 79

Height: 6-5 Weight: 306 DOB: Aug. 30, 2000 (Age 23)
 NFL Experience: Rookie (1st with Eagles) Draft: D5c-24 (172nd overall) by PHI
 College: Michigan Hometown (HS): Crystal Lake, IL (Crystal Lake)



COLLEGE STATISTICS				
Year	School	GP/S	OFF SNAPS	
			No	Pct
2020	Michigan	5/0	---	---
2021	Michigan	13/11	---	---
2022	Michigan	11/11	---	---
2023	Michigan	15/15	---	---
Totals		44/37	---	---



BIRDSEED

- ▶ Wore a **DeSean Jackson** jersey for his introductory press conference after being selected by the Eagles in the 2023 NFL Draft ... Owned the jersey dating back to sixth grade and admitted it was “a little snug”
- ▶ Embodied the famous Michigan motto, “Those who stay will be champions,” coined by legendary coach Bo Schembechler ... Returned for a fifth season in 2023 and captured a CFP National Championship
- ▶ Partnered with Michigan teammate **Zak Zinter** for the “Let’s Go Zak Campaign” that benefited the ChadTough Defeat DIPG Foundation and Hav A Sole Sneaker Donations ... The ChadTough Defeat DIPG Foundation funds research and helps patients navigate their journey through dealing with brain tumors ... Hav A Sole helps provide marginalized populations with quality footwear to encourage healthy lifestyles
- ▶ Rated the No. 1 player in Illinois and was voted a Rivals.com all-state selection during his senior year at Crystal Lake High School

COLLEGE HIGHLIGHTS

- ▶ Finished his collegiate career at Michigan (2020-23) as a three-time All-Big Ten honoree and 2023 CFP National Champion ... Appeared in 44 career games (37 starts) and was a pivotal part of the first ever group to win the Joe Moore Award (nation’s best OL) in back-to-back years
- ▶ Recognized as a team captain as a senior in 2023, when he started all 15 games at LG en route to second-team All-Big Ten accolades ... Received five team-shared Offensive Player of the Week honors

TRANSACTIONS

- ▶ **2024** - Drafted by PHI in 5th round (172nd overall)

Hobbies: Hanging out with friends and family, playing video games ... **Famous cell phone contact:** Shane Gillis ... **If he could play another sport, what position/team:** Designated hitter, Boston Red Sox ... **If he could witness a sports moment:** Would attend the Game 7 of an NBA Finals ... **Food items he would never eat:** Onions or mushrooms ... **Favorite movie:** *Transformers 3* ... **Favorite music:** Rap, country, house ... **Favorite artists** are Gunna, NoCap, Morgan Wallen, Luke Combs



DARIAN KINNARD

GUARD/TACKLE | 72



Height: 6-5 Weight: 322 DOB: Dec. 29, 1999 (Age 24)
 NFL Experience: 2nd Year (1st with Eagles) Draft: D5-22 (145th overall) by KC Acquired: FA-24
 College: Kentucky Hometown (HS): Cleveland, OH (St. Ignatius)

SUPER BOWL CHAMPION: 2022 (LVII), 2023 (LVIII) (PS)

CAREER STATISTICS

Year	Team	GP/S	STARTS				OFF SNAPS	
			LT	LG	RG	RT	No	Pct
2022	Kansas City	1/0	0	0	0	0	0	0%
Totals		1/0	0	0	0	0	---	---

PLAYOFFS

2022	Kansas City	0/0	0	0	0	0	0	0%
Totals		0/0	0	0	0	0	---	---



BIRDSEED

- ▶ Views his mother, Mandy Headrick, as his best friend ... Mandy worked full-time and attended classes to both pay the rent and pursue an education that would set them up for success ... Mandy, who considers Darian her motivation, is a registered nurse with multiple degrees
- ▶ Born in Youngstown, OH, and grew up in Knoxville, TN, before moving back to Ohio in the Cleveland area where he attended high school ... Raised by his mother, grandmother, and great-grandparents
- ▶ Is related to Grammy Award-winning and legendary country music star Dolly Parton ... Kinnard's aunt is first cousins with Parton ... Has seen photos of the two together, who each grew up on the same street
- ▶ Majored in kinesiology during his time at Kentucky ... Has aspirations to train athletes when he decides to retire from playing football

CAREER HIGHLIGHTS

- ▶ A two-time Super Bowl champion with Kansas City ... Originally a 5th-round draft choice (145th overall) by the Chiefs in 2022, was part of Kansas City's roster when it won **Super Bowl LVII** ... Contributed to the Chiefs' practice squad during their **Super Bowl LVIII** run in 2023

2023 SEASON - CHIEFS

- ▶ Spent the entire season on the Kansas City's practice squad

COLLEGE HIGHLIGHTS

- ▶ Played collegiately at Kentucky (2018-22), appearing in 46 career contests while making 39 consecutive starts ... A member of an OL that was a finalist for the Joe Moore Award (nation's top OL) in 2021
- ▶ As a senior in 2021, earned consensus first-team All-America honors, becoming just the 12th consensus All-American in program history as well as the first Kentucky OL to earn the accolade since 1965

TRANSACTIONS

- ▶ **2022** - Drafted by KC in 5th round (145th overall) ... **8/29/23** - Waived by KC ... **8/31/23** - Signed by KC to practice squad ... **2/20/24** - Signed by PHI



TERRELL LEWIS

OUTSIDE LINEBACKER | 46



Height: 6-5 Weight: 262 DOB: Aug. 25, 1998 (Age 25)
 NFL Experience: 4th Year (1st with Eagles) Draft: D3a-20 (84th overall) by LAR Acquired: FA-24
 College: Alabama Hometown (HS): Washington, D.C. (St. John's College)

SUPER BOWL CHAMPION: 2021 (LVI)

CAREER STATISTICS

Year	Team	GP/S	TACKLES				PASS RUSH			INTERCEPTIONS				FUMBLES		DEF SNAPS		
			Total	Solo	Asst	TFL	Sacks	QBH	QBP	Int	Yds	Lg	TD	PD	FF	FR	No	Pct
2020	L.A. Rams	8/0	5	3	2	2	2.0	4	8	0	0	--	0	0	0	0	124	12%
2021	L.A. Rams	11/4	22	15	7	4	3.0	3	19	0	0	--	0	1	1	0	367	32%
2022	L.A. Rams	11/3	13	9	4	2	1.0	3	5	1	0	--	0	2	0	0	332	30%
	Chicago	0/0	0	0	0	0	0.0	0	0	0	0	--	0	0	0	0	0	0%
	<i>Totals</i>	<i>11/3</i>	<i>13</i>	<i>9</i>	<i>4</i>	<i>2</i>	<i>1.0</i>	<i>3</i>	<i>5</i>	<i>1</i>	<i>0</i>	<i>--</i>	<i>0</i>	<i>2</i>	<i>0</i>	<i>0</i>	<i>---</i>	<i>---</i>
Totals		30/7	40	27	13	8	6.0	10	32	1	0	--	0	3	1	0	---	---

PLAYOFFS

2020	L.A. Rams	1/0	0	0	0	0	0.0	0	1	0	0	--	0	0	0	0	9	14%
Totals		1/0	0	0	0	0	0.0	0	1	0	0	--	0	0	0	0	---	---

CAREER HIGHS

Tackles	4	10/3/21 vs. Ari.
Sacks	2.0	11/15/20 vs. Sea.
INTs	1	9/8/22 vs. Buf.
PDs	1	3x, last: 11/6/22 at TB
FFs	1	10/3/21 vs. Ari.
FRs	--	---



BIRDSEED

▶ Attended St. John's College (Washington, D.C.) High School, where he was ranked as the No. 1 weakside DE and the highest-rated overall prospect in the D.C. metro area ... Additionally garnered recognition as the 2016 Gatorade District of Columbia Player of the Year

CAREER HIGHLIGHTS

▶ Prior to joining the Eagles, held stints with the Rams (2020-22), Bears (2022) and Saints (2023) ... Appeared in 30 games (seven starts) from 2020-23, combining for 40 tackles (27 solo), 32 pressures, 10 QB hits, 8 TFLs, 6.0 sacks, 3 PDs, 1 INT and 1 FF during that stretch

2023 SEASON - SAINTS

▶ Contributed to New Orleans' practice squad

COLLEGE HIGHLIGHTS

▶ Played collegiately at Alabama (2016-19), totaling 58 tackles (38 solo) with 14.5 TFLs, 8.0 sacks, 3 PDs and 1 FR in 26 games ... A member of the Crimson Tide's 2018 CFP National Championship defense

▶ Named second-team All-SEC and was selected to the Butkus Award (nation's top LB) watch list as a junior in 2019, when he recorded 31 tackles (21 solo), 11.5 TFLs (5th in SEC), 2 PDs and 1 FR

TRANSACTIONS

▶ **2020** - Drafted by LAR in 3rd round (84th overall) ... **7/31/20** - Placed on Reserve/COVID-19 ... **8/14/20** - Activated from Reserve/COVID-19 ... **9/9/20** - Placed on Reserve/Injured ... **10/10/20** - Activated from Reserve/Injured ... **12/16/22** - Waived by LAR ... **12/20/22** - Signed by CHI to practice squad ... **1/4/23** - Elevated by CHI from practice squad for Week 18 vs Minnesota ... **8/30/23** - Waived by CHI ... **9/13/23** - Signed by NO to practice squad ... **10/2/23** - Released by NO from practice squad ... **1/18/24** - Signed by PHI to reserve/future contract



RICK LOVATO

LONG SNAPPER | 49



Height: 6-2 Weight: 249 DOB: Sept. 9, 1992 (Age 31)
 NFL Experience: 8th Year (8th with Eagles) Draft: UDFA-15 by CHI Acquired: FA-16
 College: Old Dominion Hometown (HS): Middletown, NJ (Middletown South)

SUPER BOWL CHAMPION: 2017 (LII) PRO BOWL: 2020

CAREER STATISTICS

Year	Team	GP	ST		
			Tackles	No	Pct
2015	Green Bay	2	0	14	3%
2016	Washington	2	0	15	3%
	Philadelphia	3	0	25	6%
	<i>Totals</i>	5	0	---	---
2017	Philadelphia	16	3	149	33%
2018	Philadelphia	16	2	130	30%
2019	Philadelphia	16	4	135	30%
2020	Philadelphia	16	6	122	29%
2021	Philadelphia	17	2	135	30%
2022	Philadelphia	17	3	139	31%
2023	Philadelphia	17	3	133	30%
Totals		122	23	---	---

PLAYOFFS

Year	Team	GP	Tackles	No	Pct
2015	Green Bay	2	0	17	31%
2017	Philadelphia	3	0	23	32%
2018	Philadelphia	2	0	14	28%
2019	Philadelphia	1	0	6	27%
2021	Philadelphia	1	0	7	25%
2022	Philadelphia	3	1	26	34%
2023	Philadelphia	1	1	7	26%
Totals		13	2	---	---

ADDITIONAL STATISTICS

Forced Fumbles: 1 - 2023 (1)

First job: Worked at his dad's sub shop ... **Hobbies:** Playing guitar and skateboarding ... **Surprisingly good at:** "I'm probably the most flexible person on the team." ... **Favorite athlete growing up:** Derek Jeter ... **Favorite movie:** *Fast and Furious* ... **Favorite TV show:** *The Office*



BIRDSEED

- ▶ Has supported the Adalyn Rose Foundation as well as the Baby Quest Foundation through the NFL's *My Cause My Cleats* initiative, championing infertility, pregnancy, and infant loss awareness ... In September 2023, his wife, Jordan, was just six weeks pregnant when she was diagnosed with an ectopic pregnancy, which is a life-threatening condition that occurs when a fertilized egg grows outside of the uterus with the risk of major internal bleeding for the mother ... Jordan, who had to undergo surgery three days after her diagnosis, and Rick struggled with the loss of the pregnancy after they tried getting pregnant for the previous two years ... However, in May 2024, Jordan and Rick announced they were once again pregnant following a successful IVF treatment
- ▶ Worked at his family's deli - Joyce's Subs and Pizza in Lincroft, NJ - while training to earn a spot on an NFL roster after graduating college ... Served as a cashier, washed dishes and helped prepare food
- ▶ Became the first Old Dominion alumnus to play in an NFL regular-season game after making his debut with Green Bay in 2015

CAREER HIGHLIGHTS

- ▶ In 2023, long snapped for **Jake Elliott**, who registered the highest FG percentage (93.8%) in Eagles history, as well as **Braden Mann**, who set team records in both gross (49.8) and net punting (43.9) average
- ▶ A member of the Eagles' Super Bowl LVII roster in 2022
- ▶ Named to his first career **Pro Bowl** after helping **Jake Elliott** become the first kicker in Eagles history to start a season with 16 straight FGs in 2019 ... Elliott's 20 consecutive FGs from 12/23/18-12/1/19 marked the 2nd-longest streak in franchise history, trailing only **Alex Henery** in 2012 (22) ... Became the first Eagles LS to garner a Pro Bowl nod since **Jon Dorenbos** following the 2014 campaign
- ▶ Served as the Eagles' LS during their **Super Bowl LII**-winning season in 2017 ... Helped **Jake Elliott** kick the most 50+ yard FGs (5) in franchise history, including the longest ever by an Eagle (61 yards)

2023 SEASON - EAGLES

- ▶ Helped **Jake Elliott** set a single-season franchise record in FG percentage (93.8%) ... Also contributed to **Braden Mann** producing the best gross (49.8) and net punting (43.9) averages in Eagles history

COLLEGE HIGHLIGHTS

- ▶ Long snapped for Old Dominion in all 50 games during his four-year collegiate career ... Named FCS All-America in 2012

TRANSACTIONS

- ▶ **2015** - Signed by CHI as UDFA ... **8/31/15** - Waived by CHI ... **12/22/15** - Signed by GB ... **9/3/16** - Waived by GB ... **11/19/16** - Signed by WAS ... **11/29/16** - Waived by WAS ... **12/12/16** - Signed by PHI ... **11/19/19** - Signed by PHI to 4-year contract extension ... **10/25/21** - Released by PHI ... **10/26/21** - Signed by PHI ... **3/12/24** - Agreed to terms with PHI on 1-year extension



AVONTE MADDOX

CORNERBACK | 29



Height: 5-9 Weight: 184 DOB: March 31, 1996 (Age 28)
 NFL Experience: 7th Year (7th with Eagles) Draft: D4a-18 (125th overall) by PHI
 College: Pittsburgh Hometown (HS): Detroit, MI (Martin Luther King)

CAREER STATISTICS

Year	Team	GP/S	TACKLES				PASS RUSH			INTERCEPTIONS					FUMBLES		DEF SNAPS	
			Total	Solo	Asst	TFL	Sacks	QBH	QBP	Int	Yds	Lg	TD	PD	FF	FR	No	Pct
2018	Philadelphia	13/9	32	25	7	1	0.5	1	1	2	23	23	0	4	1	0	540	52%
2019	Philadelphia	12/6	47	38	9	2	1.0	2	3	0	8	8	0	10	1	0	525	51%
2020	Philadelphia	10/8	40	36	4	1	0.0	0	0	0	0	--	0	3	0	0	508	46%
2021	Philadelphia	16/5	71	51	20	5	0.5	3	2	1	-1	-1	0	9	2	0	730	65%
2022	Philadelphia	9/8	43	28	15	3	1.0	2	4	1	2	2	0	3	3	1	457	41%
2023	Philadelphia	4/2	12	8	4	1	0.0	0	0	0	0	--	0	2	1	0	141	12%
Totals		64/38	245	186	59	13	3.0	8	10	4	32	23	0	31	8	1	---	---

PLAYOFFS

2018	Philadelphia	2/2	13	11	2	0	0.0	0	0	0	0	--	0	4	0	0	135	96%
2019	Philadelphia	1/1	3	3	0	1	0.0	0	0	0	0	--	0	0	0	0	60	94%
2021	Philadelphia	1/1	6	3	3	0	0.0	0	0	0	0	--	0	0	0	0	51	70%
2022	Philadelphia	2/1	10	8	2	1	0.0	0	0	0	0	--	0	0	0	0	66	43%
2023	Philadelphia	1/1	7	4	3	0	0.0	0	0	0	0	0	0	0	0	0	70	100%
Totals		7/6	39	29	10	2	0.0	0	0	0	0	--	0	4	0	0	---	---

ADDITIONAL STATISTICS

Special Teams Tackles: 5 - 2018 (3), 2021 (2)

CAREER HIGHS

Tackles	8	7x, last: 9/19/22 vs. Min.
Sacks	1.0	2x, last: 12/24/22 at Dal.
INTs	1	4x, last: 9/19/22 vs. Min.
PDs	3	1/6/19 at Chi. (NFC WC)
FFs	2	12/18/22 at Chi.
FRs	1	10/30/22 vs. Pit.



BIRDSEED

- ▶ Lived with **Dallas Goedert** during the first four years of his NFL career ... The inseperable duo is famously known for their “big brother, little brother” relationship, which has been captured in Wawa commercials as well as Amazon/NFL Films’ 2019 season of *All or Nothing*
- ▶ Has competed in multiple Twitch Rivals Streamer Bowls ... The tournament teams up NFL stars and streamers to compete in Fortnite
- ▶ His journey started on Detroit’s East Side, where his father, Michael, raised him as a single parent living in Avonte’s grandmother’s house ... By the time he entered middle school, his father was able to afford a place of his own for them to live in ... Moved out of his father’s house to stay with his aunt and uncle when he started high school ... His father, aunt and uncle all worked in Detroit’s automobile industry
- ▶ To avoid the potential pitfalls of growing up in a hardened neighborhood, his family kept him occupied with after-school activities, such as football, basketball, baseball, and even piano lessons

CAREER HIGHLIGHTS

- ▶ A member of the Eagles’ Super Bowl LVII roster in 2022 ... Has been on five playoff teams during his first six seasons in Philadelphia

2023 SEASON - EAGLES

- ▶ Produced 12 tackles (8 solo) with 2 PDs and 1 FF over 141 defensive snaps in four games (two starts) ... Missed time due to injury



2023 GAME-BY-GAME STATISTICS (PHI)

Date	Opp	GP/S	Tot	Solo	Sk	Int	PD	FF	FR	Snaps	Pct		
Sep 10	at NE	W	1/0	6	4	0.0	0	2	0	0	71	89%	
Sep 14	Min	W	1/1	2	1	0.0	0	0	1	0	13	22%	
Sep 25	at TB	W	0/0	RESERVE/INJURED									
Oct 1	Was	W	0/0	RESERVE/INJURED									
Oct 8	at LAR	W	0/0	RESERVE/INJURED									
Oct 15	at NYJ	L	0/0	RESERVE/INJURED									
Oct 22	Mia	W	0/0	RESERVE/INJURED									
Oct 29	at Was	W	0/0	RESERVE/INJURED									
Nov 5	Dal	W	0/0	RESERVE/INJURED									
Nov 20	at KC	W	0/0	RESERVE/INJURED									
Nov 26	Buf	W	0/0	RESERVE/INJURED									
Dec 3	SF	L	0/0	RESERVE/INJURED									
Dec 10	at Dal	L	0/0	RESERVE/INJURED									
Dec 18	at Sea	L	0/0	RESERVE/INJURED									
Dec 25	NYG	W	0/0	RESERVE/INJURED									
Dec 31	Ari	L	1/1	3	2	0.0	0	0	0	0	29	38%	
Jan 7	at NYG	L	1/0	1	1	0.0	0	0	0	0	28	42%	
Totals			4/2	12	8	0.0	0	2	1	0	141	12%	
PLAYOFFS													
Jan 15	at TB	L	1/1	7	4	0.0	0	0	0	0	70	100%	
Totals			1/1	7	4	0.0	0	0	0	0	70	100%	

Hobbies: Bowling and playing video games ... **Surprisingly good at:** Playing the piano ... **Favorite movie:** *All About the Benjamins* ... **Favorite TV show:** *The Flash* ... **Favorite music:** R&B, hip-hop ... **Favorite meal:** Crab legs and shrimp ... **If he could play another sport, what position/team:** Shortstop, Detroit Tigers



COLLEGE HIGHLIGHTS

- ▶ One of the top DBs in the ACC during his time at Pitt ... Registered 183 tackles (136 solo), 42 PDs, 8 INTs (including 2 TDs), 7.0 sacks, 3 FFs and 1 FR in 46 career games ... From 2015-17, his 8 INTs led the Panthers and tied for 5th overall in the conference
- ▶ As a senior in 2017, recorded a team-high 11 PDs and 2 INTs ... Also ranked 2nd in the ACC with a team-leading 3 FFs and led all ACC DBs with a career-high 4.0 sacks ... Earned All-ACC honors and was named the ECAC Defensive Player of the Year

TRANSACTIONS

- ▶ **2018** - Drafted by PHI in 4th round (125th overall) ... **12/18/20** - Placed on Reserve/Injured ... **11/20/21** - Signed by PHI to 3-year contract extension ... **1/3/22** - Placed on Reserve/COVID-19 ... **1/10/22** - Activated from Reserve/COVID-19 ... **11/14/22** - Placed on Reserve/Injured ... **12/10/22** - Activated from Reserve/Injured ... **9/20/23** - Placed on Reserve/Injured ... **12/30/23** - Activated from Reserve/Injured ... **4/4/24** - Signed by PHI to 1-year contract



JORDAN MAILATA

TACKLE | 68

(pronounced my-LOT-uh)

Height: 6-8 Weight: 365 DOB: March 31, 1997 (Age 27)

NFL Experience: 7th Year (7th with Eagles) Draft: D7-18 (233rd overall) by PHI

Hometown (HS): Sydney, Australia (Condell Park)



CAREER STATISTICS

Year	Team	GP/S	STARTS		OFF SNAPS	
			LT	RT	No	Pct
2018	Philadelphia	0/0	0	0	0	0%
2019	Philadelphia	0/0	0	0	0	0%
2020	Philadelphia	15/10	9	1	731	65%
2021	Philadelphia	14/14	12	2	914	82%
2022	Philadelphia	16/16	16	0	1,026	87%
2023	Philadelphia	17/17	17	0	1,147	100%
Totals		62/57	54	3	---	---

PLAYOFFS

Year	Team	GP/S	LT	RT	No	Pct
2021	Philadelphia	1/1	1	0	66	100%
2022	Philadelphia	3/3	3	0	219	100%
2023	Philadelphia	1/1	1	0	59	100%
Totals		5/5	5	0	---	---

ADDITIONAL STATISTICS

Miscellaneous Tackles: 1 - 2022 (1)

First job: McDonald's ... **Hobbies:** Playing guitar ... **Desired talent:** Swimming ... **If he could play another sport:** Horse jockey ... **Player he models his game after:** Jason Peters ... **Favorite athlete growing up:** Usain Bolt ... **Moment left starstruck:** Getting drafted ... **Favorite sports moment:** Winning the Rugby Grand Final when he was 14 years old ... **Favorite quote:** "You think darkness is your ally? I was born in it, molded by it." - Bane, *The Dark Knight Rises* ... **Favorite movies:** *The Lord of the Rings* trilogy and *Star Wars* movies ... **Favorite TV show:** *The Walking Dead* ... **Favorite music:** Everything



BIRDSEED

- ▶ A former rugby player from Australia who had never played a snap of football prior to being selected by the Eagles in the 2018 NFL Draft
- ▶ Played professional rugby for the South Sydney Rabbitohs, a club that is owned by actor Russell Crowe ... Was not afforded a large salary as a member of the team's second unit ... Earned his keep by waking up at 5 a.m. most mornings to work on a high-end demolition crew
- ▶ Did not initially receive his family's blessing to leave Australia, though they eventually granted permission ... Departed from his home at 20 years old to pursue a career in a sport he had never played before
- ▶ Participated in rigorous training at IMG Academy in Brandenton, FL, as part of the NFL's International Player Pathway Program in 2018
- ▶ Is a talented singer who views music as a form of therapy ... Has gone viral for his singing ability on multiple occasions, including a rendition of Chris Stapleton's "Tennessee Whiskey" during a team meeting
- ▶ Appeared on FOX's *The Masked Singer* during the 2022 offseason, singing undercover as "Thingamabob" ... Was unmasked during the third episode after he performed the songs "Wanted Dead or Alive" by Bon Jovi, "Perfect" by Ed Sheeran, and "Classic" by MKTO
- ▶ During the 2022 offseason, recorded a Christmas album, entitled *A Philly Special Christmas*, with **Lane Johnson** and **Jason Kelce** ... The album was an instant success, gaining national attention and raising over \$1.25 million for local charities in the Philadelphia area ... The trio released another album in 2023 – *A Philly Special Christmas Special* – which debuted at No. 25 on the *Billboard* 200 music rankings
- ▶ Has built an inseperable friendship with **Landon Dickerson** ... Served as the best man at Dickerson's wedding during the 2023 offseason
- ▶ Has supported the American Association for Cancer Research through the NFL's *My Cause My Cleats* campaign ... The AACR aims to prevent and cure cancer through research, education, communication, collaboration, science policy and advocacy ... Chose to support AACR due to his wife's mother, who is a colon cancer survivor

CAREER HIGHLIGHTS

- ▶ A two-time Pro Bowl alternate (2023, '24) and key contributor on an Eagles OL that helped the team reach Super Bowl LVII in 2022

2023 SEASON - EAGLES

- ▶ Started all 17 games and appeared in 100% of the team's offensive snaps (1,147) ... Finished 2nd among NFL LTs in *PFF* offensive grade (86.3) and *PFF* run-blocking grade (83.3) ... Blocked for an OL that set a franchise record in third-down percentage (48.0%, 3rd in NFL)

TRANSACTIONS

- ▶ **2018** - Drafted by PHI in 7th round (233rd overall) ... **12/14/18** - Placed on Reserve/Injured ... **9/21/19** - Placed on Reserve/Injured ... **7/29/20** - Placed on Reserve/COVID-19 ... **8/13/20** - Activated from Reserve/COVID-19 ... **9/11/21** - Signed by PHI to 4-year contract extension ... **4/4/24** - Agreed to terms with PHI on 3-year contract extension



BRADEN MANN

PUNTER | 10



Height: 5-11 Weight: 198 DOB: Nov. 24, 1997 (Age 26)
 NFL Experience: 5th Year (2nd with Eagles) Draft: D6-20 (191st overall) by NYJ Acquired: FA-23
 College: Texas A&M Hometown (HS): Cypress, TX (Cypress Fairbanks)

CAREER STATISTICS

Year	Team	GP	No	Yds	Avg	Lg	TB	In20	Opp Ret	Opp Yds	Net Yds	Net Avg	Blk	ST
2020	N.Y. Jets	16	82	3,598	43.9	60	5	19	38	446	3,052	37.2	0	4
2021	N.Y. Jets	10	41	1,875	45.7	63	1	14	16	151	1,704	40.6	1	0
2022	N.Y. Jets	17	83	3,889	46.9	72	8	27	32	363	3,366	40.6	0	0
2023	Philadelphia	15	44	2,190	49.8	63	1	15	27	237	1,933	43.9	0	0
Totals		58	250	11,552	46.2	72	15	75	113	1,197	10,055	40.1	1	4

PLAYOFFS

2023	Philadelphia	1	4	188	47.0	57	0	0	2	24	164	41.0	0	0
Totals		1	4	188	47.0	57	0	0	2	24	164	41.0	0	0

ADDITIONAL STATISTICS

Kickoffs: 64 - 2020 (28), 2021 (22), 2022 (14) **Passing:** 2/3 - 45 - 2022 (1/2-17), 2023 (1/1-28) **Rushing:** 1-4 - 2022 (1-4) **Fumble Recoveries:** 1 - 2022 (1)

CAREER HIGHS

Punts	10	3x, last: 11/20/22 at NE
Punt Yards	497	1/9/22 at Buf.
Punt Long	72	10/23/22 at Den.
Inside 20	5	12/27/20 vs. Cle.
Gross Average	59.0	11/27/22 vs. Chi.
Net Average	53.0	11/27/22 vs. Chi.

Nickname: "My family calls me 'B.' No one has come up with that creative of a nickname. I need to find one." ... **Hobbies:** Golfing, cornhole, darts, other mini-games ... **Bucket list:** Travel to Africa and Italy ... **Little known fact:** Has done Taekwondo for 13 years while only playing football for 12 years ... **If he could witness any sports moment:** Tiger Woods winning The Masters in 2019 ... **Favorite movie:** *Interstellar* ... **Favorite music/artists:** Hip-hop (Lil Wayne is his all-time favorite)



BIRDSEED

- Originally played LB at Cypress Fairbanks (TX) High School ... After fracturing his back during his freshman season, he refused to quit football and instead switched his focus to learning how to kick and punt ... Following the change of position, went on to become an Under Armour All-American and was rated the No. 2 kicker recruit in the country

CAREER HIGHLIGHTS

- In his first year with the Eagles in 2023, established single-season franchise records in both gross (49.8) and net (43.9) punting average
- Spent the first three seasons of his NFL career with the Jets (2020-22) ... Totaled 206 punts for 9,362 yards and a 45.4 gross punting average and 39.2 net punting average in 43 career games with New York

2023 SEASON - EAGLES

- Set single-season franchise records in both gross (49.8) and net (43.9) punting average, eclipsing the previous Eagles marks that were established by **Cameron Johnston** in 2018 (48.2 gross, 42.7 net)
- Ranked 5th in the NFL in net punting average (43.9), behind **A.J. Cole** (45.1), **Bryan Anger** (44.9), **Michael Dickson** (44.1) and **Cameron Johnston** (44.0) (min. 40 punts) ... Also finished the year with the 7th-highest gross punting average (49.8) in the league (min. 40 punts)

COLLEGE HIGHLIGHTS

- Played collegiately at Texas A&M (2016-19), where he produced 109 punts for 5,328 yards (48.9 avg.) in 52 career appearances
- Voted the recipient of the Ray Guy Award (nation's top punter) in 2018 ... Also received SEC Special Teams Player of the Year honors and was recognized as a unanimous All-America selection ... Established an NCAA record with a 51.0 punting average ... Set the NCAA record for single-game punting average (60.8 at Alabama) and single-season 60+ yard punts (14) ... Served as a kickoff specialist from 2016-17



2023 GAME-BY-GAME STATISTICS (PHI)										
Date	Opp		No	Yds	Avg	Net	Lg	TB	In20	Blk
NOT ON NFL ROSTER										
NOT ON NFL ROSTER										
Sep 25	at TB	W	1	38	38.0	38	38	0	1	0
Oct 1	Was	W	3	129	43.0	115	48	0	1	0
Oct 8	at LAR	W	1	41	41.0	41	41	0	1	0
Oct 15	at NYJ	L	2	81	40.5	81	41	0	1	0
Oct 22	Mia	W	1	57	57.0	41	57	0	0	0
Oct 29	at Was	W	2	117	58.5	86	59	1	0	0
Nov 5	Dal	W	5	259	51.8	236	57	0	2	0
Nov 20	at KC	W	7	334	47.7	276	63	0	1	0
Nov 26	Buf	W	5	269	53.8	232	59	0	1	0
Dec 3	SF	L	3	152	50.7	149	52	0	3	0
Dec 10	at Dal	L	1	39	39.0	39	39	0	0	0
Dec 18	at Sea	L	5	248	49.6	241	61	0	3	0
Dec 25	NYG	W	2	108	54.0	98	54	0	0	0
Dec 31	Ari	L	2	117	58.5	88	61	0	0	0
Jan 7	at NYG	L	4	201	50.3	172	55	0	1	0
Totals			44	2,190	49.8	1,933	63	1	15	0
PLAYOFFS										
Jan 15	at TB	L	4	188	47.0	164	57	0	0	0
Totals			4	188	47.0	164	57	0	0	0



TRANSACTIONS

► **2020** - Drafted by NYJ in 6th round (191st overall) ... **9/15/21** - Placed on Reserve/Injured ... **11/13/21** - Activated from Reserve/Injured ... **4/13/23** - Waived by NYJ ... **4/14/23** - Claimed off waivers by PIT ... **8/30/23** - Waived by PIT ... **9/18/23** - Signed by PHI to practice squad ... **9/25/23** - Elevated by PHI from practice squad for Week 3 at Tampa Bay ... **9/30/23** - Elevated by PHI from practice squad for Week 4 vs Washington ... **10/7/23** - Elevated by PHI from practice squad for Week 5 at L.A. Rams ... **10/12/23** - Signed by PHI to active roster from practice squad ... **3/12/24** - Signed by PHI to 2-year extension



TRISTIN MCCOLLUM

SAFETY | 36



Height: 6-3 Weight: 195 DOB: May 3, 1999 (Age 25)
 NFL Experience: 1st Year (1st with Eagles) Draft: UDFA-22 by HOU Acquired: FA-23
 College: Sam Houston State Hometown (HS): Galveston, TX (Ball)

CAREER STATISTICS

Year	Team	GP/S	TACKLES				PASS RUSH			INTERCEPTIONS					FUMBLES		DEF SNAPS	
			Total	Solo	Asst	TFL	Sacks	QBH	QBP	Int	Yds	Lg	TD	PD	FF	FR	No	Pct
2023	Philadelphia	3/0	6	4	2	0	0.0	0	0	0	0	--	0	0	0	0	29	3%
Totals		3/0	6	4	2	0	0.0	0	0	0	0	--	0	0	0	0	---	---

PLAYOFFS

2023	Philadelphia	1/0	0	0	0	0	0.0	0	0	0	0	--	0	0	0	0	0	0%
Totals		1/0	0	0	0	0	0.0	0	0	0	0	--	0	0	0	0	---	---

CAREER HIGHS

Tackles	6	1/7/24 at NYG
Sacks	--	---
INTs	--	---
PDs	--	---
FFs	--	---
FRs	--	---

Hobbies: Hanging out with family, writing, and drawing ... **Moment left starstruck:** Seeing John Legend in concert (was impressed with how well he sang) ... **Bucket list:** Traveling to Egypt and explore the wonders of the world ... **Favorite TV show:** Family Guy ... **Favorite music artists:** Veeze, Babyface Ray, and Gunna



BIRDSEED

- ▶ Has an identical twin brother, Zyon, who was selected by the Tampa Bay Buccaneers in the 5th round (157th overall) of the 2022 NFL Draft ... Both brothers verbally committed to play college football at Utah before deciding to attend Sam Houston State to be closer to home

CAREER HIGHLIGHTS

- ▶ Entered the NFL as a UDFA with the Texans in 2022 ... Spent his rookie year on Houston's practice squad before joining the Eagles

2023 SEASON - EAGLES

- ▶ Elevated from the practice squad for three regular-season games and recorded 6 tackles (4 solo) in 29 defensive snaps ... Also elevated for the NFC Wild Card Playoff at Tampa Bay (1/15/24)

COLLEGE HIGHLIGHTS

- ▶ A four-year starter at Sam Houston State who posted 229 tackles, 20 PDs, 12 TFLs, 4.0 sacks, 3 INTs and 1 blocked kick in 57 games
- ▶ Helped lead the Bearkats to an FCS National Championship in 2021 ... Earned All-WAC second-team accolades after recording a career-high 52 tackles in nine games ... Voted second-team all-conference as a junior when he produced 50 tackles with 4 PDs and 2 INTs

TRANSACTIONS

- ▶ **2022** - Signed by HOU as UDFA ... **8/30/22** - Waived by HOU ... **8/31/22** - Signed by HOU to practice squad ... **1/18/23** - Signed by PHI to future/reserve contract ... **8/29/23** - Waived by PHI ... **8/30/23** - Signed by PHI to practice squad ... **9/30/23** - Elevated by PHI from practice squad for Week 4 vs Washington ... **12/24/23** - Elevated by PHI from practice squad for Week 16 vs NYG ... **1/6/24** - Elevated by PHI from practice squad for Week 18 at NYG ... **1/18/24** - Signed by PHI to reserve/future contract



2023 GAME-BY-GAME STATISTICS (PHI)												
Date	Opp	GP/S	Tot	Solo	Sk	Int	PD	FF	FR	Snaps	Pct	
Sep 10	at NE	W	---	EAGLES PRACTICE SQUAD								
Sep 14	Min	W	---	EAGLES PRACTICE SQUAD								
Sep 25	at TB	W	---	EAGLES PRACTICE SQUAD								
Oct 1	Was	W	1/0	0	0	0	0	0	0	0	0%	
Oct 8	at LAR	W	---	EAGLES PRACTICE SQUAD								
Oct 15	at NYJ	L	---	EAGLES PRACTICE SQUAD								
Oct 22	Mia	W	---	EAGLES PRACTICE SQUAD								
Oct 29	at Was	W	---	EAGLES PRACTICE SQUAD								
Nov 5	Dal	W	---	EAGLES PRACTICE SQUAD								
Nov 20	at KC	W	---	EAGLES PRACTICE SQUAD								
Nov 26	Buf	W	---	EAGLES PRACTICE SQUAD								
Dec 3	SF	L	---	EAGLES PRACTICE SQUAD								
Dec 10	at Dal	L	---	EAGLES PRACTICE SQUAD								
Dec 18	at Sea	L	---	EAGLES PRACTICE SQUAD								
Dec 25	NYG	W	1/0	0	0	0.0	0	0	0	0	0%	
Dec 31	Ari	L	---	EAGLES PRACTICE SQUAD								
Jan 7	at NYG	L	1/0	6	4	0.0	0	0	0	29	3%	
Totals			3/0	6	4	0.0	0	0	0	29	3%	
PLAYOFFS												
Jan 15	at TB	L	1/0	0	0	0.0	0	0	0	0	0%	
Totals			1/0	0	0	0.0	0	0	0	0	0%	





TANNER MCKEE

QUARTERBACK | 16



Height: 6-6 Weight: 231 DOB: April 27, 2000 (Age 24)
 NFL Experience: 2nd Year (2nd with Eagles) Draft: D6-23 (188th overall) by PHI
 College: Stanford Hometown (HS): Corona, CA (Centennial)

CAREER STATISTICS

			PASSING										RUSHING					OFF SNAPS	
Year	Team	GP/S	Att	Cmp	Pct	Yds	Y/A	TD	Int	Lg	Sk/Yds	Rate	Att	Yds	Avg	Lg	TD	No	Pct
2023	Philadelphia	0/0	0	0	---	0	---	0	0	--	0/0	---	0	0	---	--	0	0	0%
Totals		0/0	0	0	---	0	---	0	0	--	0/0	---	0	0	---	--	0	---	---

PLAYOFFS

2023	Philadelphia	0/0	0	0	---	0	---	0	0	--	0/0	---	0	0	---	--	0	0	0%
Totals		0/0	0	0	---	0	---	0	0	--	0/0	---	0	0	---	--	0	---	---

CAREER HIGHS

Pass Attempts	--	---
Completions	--	---
Passing Yards	--	---
Yards/Attempt	--	---
Passing Long	--	---
Passing TDs	--	---
Completion %	--	---
Passer Rating	--	---
Rush Attempts	--	---
Rushing Yards	--	---
Rushing Long	--	---
Rushing TDs	--	---

BIRDSEED

- ▶ Overcame cancer when he was 16 years old ... Diagnosed with melanoma, a serious form of skin cancer, after his mother noticed a concerning mole on his face ... Had surgery to remove the mole and, as a precaution, doctors removed two lymph nodes in his neck
- ▶ Before his Stanford career began, took a two-year pause from football in order to complete his missionary service for the Church of Jesus Christ of Latter-Day Saints in Curitiba, Brazil ... During that 21-month experience, he learned how to read and speak Portuguese
- ▶ Previously had an opportunity to play with **Jalen Hurts** at Alabama ... A four-star prospect who was recruited by the Crimson Tide in 2017, visited Tuscaloosa on a weekend when Hurts beat LSU

CAREER HIGHLIGHTS

- ▶ Originally entered the NFL as a 6th-round draft pick (188th overall) by Philadelphia in 2023 ... As a rookie, served as the Eagles' emergency third QB for every regular-season and postseason contest

2023 SEASON - EAGLES

- ▶ In his debut campaign, backed up **Jalen Hurts** and **Marcus Mariota** as Philadelphia's emergency third QB during all 17 regular-season games and the NFC Wild Card Playoff at Tampa Bay (1/15/24)

COLLEGE HIGHLIGHTS

- ▶ A team captain who started 21 of 23 career games at Stanford (2020-22), where he completed 473-of-748 (63.0%) passes for 5,336 yards (7.1 avg.), 28 TDs, 15 INTs and a 131.5 passer efficiency rating
- ▶ In 2022, totaled the 9th-most passing yards (2,947) in single-season program history, averaging 245.6 yards per game with 13 TDs ... In his first year as a starter in 2021, set the school freshman record with 19 total TDs en route to All-Pac-12 honorable mention accolades

TRANSACTIONS

- ▶ **2023** - Drafted by PHI in 6th round (188th overall)





DYLAN MCMAHON

CENTER/GUARD | 63



Height: 6-3 Weight: 298 DOB: Jan. 22, 2001 (Age 23)
 NFL Experience: Rookie (1st with Eagles) Draft: D6b-24 (190th overall) by PHI
 College: North Carolina State Hometown (HS): Savannah, GA (Savannah Christian)

COLLEGE STATISTICS				
Year	School	GP/S	OFF SNAPS	
			No	Pct
2019	N.C. State	4/1	---	---
2020	N.C. State	9/7	---	---
2021	N.C. State	12/12	---	---
2022	N.C. State	13/13	---	---
2023	N.C. State	11/11	---	---
Totals		49/44	---	---

BIRDSEED

- ▶ Married his high school sweetheart, Emma, in April 2024 ... During the NFL Draft, his wife asked him about the possibility of being selected by Philadelphia and McMahon thought the Eagles would choose another player ... Minutes later, Philadelphia drafted him with the 190th pick
- ▶ Gained interest in football at a young age watching his brother, Ryan, who started all four years at Florida State while playing center
- ▶ Played both OL and DL at Savannah Christian (GA) Prep ... Finished his defensive career with 131 tackles (89 solo) and 18 TFLs

COLLEGE HIGHLIGHTS

- ▶ Played five collegiate seasons at North Carolina State (2019-23), where he saw action in 49 career games (44 starts) at center, LG and RG
- ▶ Voted a team captain in 2023 and was named to the Rimington Trophy (nation's best center) preseason watch list ... Started 11 contests while helping Brennan Armstrong set a school QB rushing record (665)
- ▶ Made 13 starts for the Wolfpack in 2022 ... Played in 10 games at RG before moving to center for the final three games of the season

TRANSACTIONS

- ▶ **2024** - Drafted by PHI in 6th round (190th overall)



Hobbies: Loves the outdoors, fishing and hunting ... **Bucket list:** Fly fishing in the Maldives ... **Surprisingly good at:** Juggling and fly fishing ... **If he could play another sport:** Golf, because it's one of the most difficult sports ... **Foods he would never eat:** "I'm not very picky. I got to be an offensive lineman for a reason." ... **Favorite athlete to watch now:** Scottie Scheffler ... **Favorite TV show:** *Blacklist* ... **Favorite music:** Zach Bryan, George Strait, Morgan Wallen and Garth Brooks



ZECH MCPHEARSON

CORNERBACK | 27

(pronounced ZACK)

Height: 5-11 Weight: 191 DOB: March 21, 1998 (Age 26)
 NFL Experience: 4th Year (4th with Eagles) Draft: D4-21 (123rd overall) by PHI
 College: Texas Tech Hometown (HS): Upper Marlboro, MD (Riverdale Baptist)



CAREER STATISTICS

Year	Team	GP/S	TACKLES				PASS RUSH			INTERCEPTIONS					FUMBLES		DEF SNAPS	
			Total	Solo	Asst	TFL	Sacks	QBH	QBP	Int	Yds	Lg	TD	PD	FF	FR	No	Pct
2021	Philadelphia	16/1	12	5	7	0	0.0	0	0	0	0	--	0	1	0	0	179	16%
2022	Philadelphia	17/0	5	5	0	1	1.0	1	0	0	0	--	0	1	0	0	99	9%
Totals		33/1	17	10	7	1	1.0	1	0	0	0	--	0	2	0	0	---	---

PLAYOFFS

2021	Philadelphia	1/0	0	0	0	0	0.0	0	0	0	0	--	0	0	0	0	0	0%
2022	Philadelphia	3/0	1	0	1	0	0.0	0	0	0	0	--	0	0	0	0	9	6%
Totals		4/0	1	0	1	0	0.0	0	0	0	0	--	0	0	0	0	---	---

ADDITIONAL STATISTICS

Special Teams Tackles: 13 - 2021 (4), 2022 (9) Postseason Special Teams Tackles: 1 - 2022 (1)

CAREER HIGHS

Tackles	5	11/7/21 vs. LAC
Sacks	1.0	1/8/23 vs. NYG
INTs	--	---
PDs	1	2x, last: 9/19/22 vs. Min.
FFs	--	---
FRs	--	---

Hobbies: Backpacking (has done this in places such as Hawaii and Texas and would like to go to Arizona next) ... **Bucket list:** Travel to Morocco ... **Surprisingly good at:** Baseball. "I was thinking about going to Penn State to play." ... **Desired talent:** Being multilingual ... **Biggest influence on his life:** His grandfather. "He was a hardworking guy and laid the foundation in terms of making sure his immediate family was taken care of. He was a good mentor." ... **If he could play another sport, what position/team:** Shooting guard, Los Angeles Lakers ... **Pre-game ritual:** Listens to a playlist he created called "Vibes" (calming R&B music) ... **If he could choose any karaoke song:** "Moving On" - Rod Wave ... **Favorite TV show:** *Schitt's Creek* ... **Favorite movie:** *John Wick* ... **Favorite athlete growing up:** Carl Crawford



BIRDSEED

- ▶ Comes from a family full of athletes ... Is the son of Gerrick and Kim McPhearson ... Has six brothers (Gerrick Jr., Derrick, Emmanuel, Jeremiah, Matthew and Joshua) and a sister (Kimberly)
- ▶ His father, Gerrick, played at Boston College and earned a tryout with the New England Patriots in 1988 ... His mother, Kim, played RB and OL in the National Women's Football League ... Gerrick Jr. played DB at Maryland and was drafted by the New York Giants in 2006 ... Derrick played WR at Illinois and spent time in the Milwaukee Brewers' minors ... Emmanuel played DB at New Mexico ... Matthew was selected in the 4th round of the 2013 MLB Draft and spent six years in the New York Yankees' and Arizona Diamondbacks' farm system before switching to football at Texas Tech ... Jeremiah played football at Indiana University of Pennsylvania ... Joshua played RB at Penn State prior to a stint in the CFL in 2018 ... Kimberly played soccer at UW-Green Bay
- ▶ During the 2023 offseason, hosted a 7-on-7 football tournament with **Milton Williams** to support Philadelphia-area high school programs
- ▶ Has represented the Eagles Autism Foundation through the NFL's *My Cause My Cleats* campaign ... The foundation helps support impactful autism research and care to improve the lives of affected individuals and families while aiming to drive scientific breakthroughs

CAREER HIGHLIGHTS

- ▶ A member of the Eagles' Super Bowl LVII roster in 2022

2023 SEASON - EAGLES

- ▶ Spent the entire season on Reserve/Injured

COLLEGE HIGHLIGHTS

- ▶ Recorded 120 tackles, 14 PDs, 4 INTs and 3 FRs in 46 career games between Texas Tech (2019-20) and Penn State (2017-18)
- ▶ Played in all 10 games (nine starts) as a senior team captain in 2020, leading Texas Tech with 4 INTs and 2 FRs (each were the 2nd-most by a Red Raider since 2000) ... Also registered 53 tackles and 6 PDs



2023 GAME-BY-GAME STATISTICS (PHI)												
Date	Opp	GP/S	Tot	Solo	Sk	Int	PD	FF	FR	Snaps	Pct	
Sep 10	at NE	W	0/0	RESERVE/INJURED								
Sep 14	Min	W	0/0	RESERVE/INJURED								
Sep 25	at TB	W	0/0	RESERVE/INJURED								
Oct 1	Was	W	0/0	RESERVE/INJURED								
Oct 8	at LAR	W	0/0	RESERVE/INJURED								
Oct 15	at NYJ	L	0/0	RESERVE/INJURED								
Oct 22	Mia	W	0/0	RESERVE/INJURED								
Oct 29	at Was	W	0/0	RESERVE/INJURED								
Nov 5	Dal	W	0/0	RESERVE/INJURED								
Nov 20	at KC	W	0/0	RESERVE/INJURED								
Nov 26	Buf	W	0/0	RESERVE/INJURED								
Dec 3	SF	L	0/0	RESERVE/INJURED								
Dec 10	at Dal	L	0/0	RESERVE/INJURED								
Dec 18	at Sea	L	0/0	RESERVE/INJURED								
Dec 25	NYG	W	0/0	RESERVE/INJURED								
Dec 31	Ari	L	0/0	RESERVE/INJURED								
Jan 7	at NYG	L	0/0	RESERVE/INJURED								
Totals			0/0	0	0	0.0	0	0	0	0	0%	
PLAYOFFS												
Jan 15	at TB	L	0/0	RESERVE/INJURED								
Totals			0/0	0	0	0.0	0	0	0	0	0%	



- ▶ Started all 12 games as a junior in 2019 and notched 51 tackles (42 solo) and 5 PDs (T-1st on the team) ... Became just the second Texas Tech player since 2000 to block 2 kicks on special teams
- ▶ Saw action in 13 contests as a sophomore at Penn State ... Also competed in 11 games as a redshirt freshman

TRANSACTIONS

- ▶ **2021** - Drafted by PHI in 4th round (123rd overall) ... **8/19/23** - Waived/injured by PHI ... **8/20/23** - Placed on Reserve/Injured



KENDALL MILTON

RUNNING BACK | 36



Height: 6-1 Weight: 232 DOB: Feb. 10, 2002 (Age 22)
 NFL Experience: Rookie (1st with Eagles) Draft: UDFA-24 by PHI
 College: Georgia Hometown (HS): Fresno, CA (Buchanan)

COLLEGE STATISTICS

Year	School	GP/S	RUSHING					RECEIVING					OFF SNAPS		
			Att	Yds	Avg	Lg	TD	Rec	Yds	Avg	Lg	TD	TYS	No	Pct
2020	Georgia	7/1	35	193	5.5	24	0	1	22	22.0	22	0	215	N/A	N/A
2021	Georgia	8/0	56	264	4.7	35	1	2	5	0.3	4	0	269	N/A	N/A
2022	Georgia	13/1	85	592	7.0	51	8	5	64	12.8	35	1	656	N/A	N/A
2023	Georgia	13/2	121	790	6.5	51	14	4	25	6.3	12	0	815	N/A	N/A
Totals		41/4	297	1,839	6.2	51	23	12	116	9.7	35	1	1,955	---	---



BIRDSEED

- ▶ His uncle, **Kevin Hardy**, was selected by Jacksonville with the 2nd-overall pick in the 1996 NFL Draft ... Hardy, who was inducted into the University of Illinois Athletics Hall of Fame, also earned consensus All-America and Butkus Award (nation’s best LB) honors in college ... Milton’s older brother, Ka’Lonn, played DB at Fresno State
- ▶ Participated on “The Players’ Lounge” at Georgia, a platform that helps connect student athletes to Bulldogs fans by providing a space where they can create content, conduct interviews, and much more
- ▶ Majored in consumer economics during his time at Georgia

COLLEGE HIGHLIGHTS

- ▶ Played collegiately at Georgia (2020-23), where he finished his career as a two-time CFP National Champion ... Saw action in 41 career games (four starts) with the Bulldogs, totaling 1,839 yards and 23 TDs on 297 carries (6.2 avg.) and 116 yards and 1 TD on 12 receptions
- ▶ Appeared in 13 games (two starts) during his senior season at Georgia ... Recorded career highs in both rushing yards (790) and rushing TDs (team-leading 14) ... Ran for a career-high 156 yards and 2 TDs in the victory against rival Georgia Tech (11/25/23)

TRANSACTIONS

- ▶ **2024** - Signed by PHI as UDFA



QUINYON MITCHELL

CORNERBACK | 30



Height: 6-0 Weight: 193 DOB: July 18, 2001 (Age 23)
 NFL Experience: Rookie (1st with Eagles) Draft: D1-24 (22nd overall) by PHI
 College: Toledo Hometown (HS): Williston, FL (Williston)

COLLEGE STATISTICS

Year	School	GP/S	TACKLES				PASS RUSH			INTERCEPTIONS					FUMBLES		DEF SNAPS	
			Total	Solo	Asst	TFL	Sacks	QBH	QBP	Int	Yds	Lg	TD	PD	FF	FR	No	Pct
2020	Toledo	6/0	7	6	1	0	0.0	---	---	0	0	--	0	0	0	0	---	---
2021	Toledo	13/13	34	28	6	2	1.0	---	---	0	0	--	0	8	1	1	---	---
2022	Toledo	14/14	41	27	14	3.5	0.0	---	---	5	51	25	2	25	0	0	---	---
2023	Toledo	13/13	40	31	9	1	0.0	---	---	1	3	3	0	19	0	0	---	---
Totals		46/40	122	92	30	6.5	1.0	---	---	6	54	25	2	52	1	1	---	---

ADDITIONAL STATISTICS

Blocked Punts: 1 - 2023 (1)

Nicknames: Q, Bill, Speed Buggy ... **Bucket list:** Travel to Paris ... **If he could play another sport, what position/team:** Pitcher, Philadelphia Phillies ... **Food he would never eat:** Pig feet ... **If he could witness any sports moment:** Golden State Warriors NBA Finals game ... **Favorite athlete to watch:** Darius Slay ... **Favorite movies:** *Forrest Gump* and *Set It Off* ... **Favorite TV show:** *Criminal Minds* ... **Favorite music:** Rap/hip-hop (Young Jeezy, Yo Gotti and Kodak Black)



BIRDSEED

- ▶ Became the first Toledo player to be selected in the 1st round of the NFL Draft since **Dan Williams** in 1993 (11th overall by Denver)
- ▶ Credits Toledo for sticking with him and giving him a chance to play college football when he struggled academically in high school ... Says the relationships he built with coaches, staff, and teammates are why he never considered leaving Toledo for Power Five opportunities
- ▶ A three-sport athlete at Williston (FL) High School, where he competed in football, basketball, and track ... Produced 8 INTs and ran for 983 yards and 11 TDs with a 9.5 rushing average as a senior

COLLEGE HIGHLIGHTS

- ▶ Played collegiately at Toledo (2020-23), finishing as the program's all-time leader in PDs (52) ... Became the first Rocket to ever be named to all five major All-America teams (*AP*, *FWAA*, *AFCA*, *Sporting News*, and *Walter Camp*) during his career ... Also became the second player in school history to be selected to an All-America team in consecutive seasons (2022-23) by one of the five major publications
- ▶ As a senior 2023, earned second-team All-America honors and was voted first-team All-MAC for the second straight year after recording 40 tackles, 19 PDs (2nd in nation), 1 INT and 1 blocked punt ... Led the country with a program-record 25 PDs as a junior in 2022, receiving first-team All-MAC and second-team All-America recognition

TRANSACTIONS

- ▶ **2024** - Drafted by PHI in 1st round (22nd overall)



P.J. MUSTIPHER

DEFENSIVE TACKLE | 94



Height: 6-4 Weight: 318 DOB: Nov. 10, 1998 (Age 25)
 NFL Experience: 2nd Year (1st with Eagles) Draft: UDFA-23 by DEN Acquired: FA-24
 College: Penn State Hometown (HS): Owings Mills, MD (McDonogh)

CAREER STATISTICS

Year	Team	GP/S	TACKLES				PASS RUSH			INTERCEPTIONS					FUMBLES		DEF SNAPS	
			Total	Solo	Asst	TFL	Sacks	QBH	QBP	Int	Yds	Lg	TD	PD	FF	FR	No	Pct
2023	New Orleans	4/0	4	1	3	0	0.0	0	1	0	0	--	0	0	0	0	42	4%
Totals		4/0	4	1	3	0	0.0	0	1	0	0	--	0	0	0	0	---	---

CAREER HIGHS

Tackles	3	12/21/23 at LAR
Sacks	--	---
INTs	--	---
PDs	--	---
FFs	--	---
FRs	--	---

BIRDSEED

- ▶ His older brother, **Sam Mustipher**, plays center for the Broncos ... Sam first entered the league as an undrafted rookie in 2019 and has held stints with Chicago (2019-22), Baltimore (2023) and Denver (2024)
- ▶ Prepped at the McDonogh School (MD), where he was a two-time captain and helped lead the team to a Maryland Interscholastic Athletic Association championship ... Rated by *247Sports* and *ESPN.com* as the No. 4 prospect in Maryland ... Additionally was a state championship wrestler at McDonogh, capturing titles in 2017 and 2018

2023 GAME-BY-GAME STATISTICS (DEN & NO)

Date	Opp	GP/S	Tot	Solo	Sk	Int	PD	FF	FR	Snaps	Pct
Sep 10	LV	L	---	BRONCOS PRACTICE SQUAD							
Sep 17	Was	L	---	BRONCOS PRACTICE SQUAD							
Sep 24	at Mia	L	---	BRONCOS PRACTICE SQUAD							
Oct 1	at Chi	W	---	BRONCOS PRACTICE SQUAD							
Oct 8	NYJ	L	---	BRONCOS PRACTICE SQUAD							
Oct 12	at KC	L	---	BRONCOS PRACTICE SQUAD							
Oct 22	GB	W	---	BRONCOS PRACTICE SQUAD							
Oct 29	KC	W	---	BRONCOS PRACTICE SQUAD							
Nov 13	at Buf	W	---	BRONCOS PRACTICE SQUAD							
Nov 19	Min	W	---	BRONCOS PRACTICE SQUAD							
Nov 26	Cle	W	---	BRONCOS PRACTICE SQUAD							
Dec 3	at Hou	L	---	BRONCOS PRACTICE SQUAD							
SIGNED BY NO TO ACTIVE ROSTER FROM DEN PRACTICE SQUAD (12/6/23)											
Dec 10	Car	W	0/0	INACTIVE							
Dec 17	NYG	W	1/0	0	0	0.0	0	0	0	7	11%
Dec 21	at LAR	L	1/0	3	0	0.0	0	0	0	18	26%
Dec 31	at TB	W	1/0	1	1	0.0	0	0	0	10	18%
Jan 7	Atl	W	1/0	0	0	0.0	0	0	0	7	11%
Totals		4/0	4	1	0.0	0	0	0	0	42	4%

CAREER HIGHLIGHTS

- ▶ Originally signed by the Broncos as a UDFA in 2023 ... Spent time on Denver's practice squad as well as New Orleans' active roster during his rookie campaign, totaling 4 tackles and 1 pressure in 4 games

2023 SEASON - BRONCOS & SAINTS

- ▶ Totaled 4 tackles and 1 pressure in 4 games with the Saints ... Started his debut season as a member of Denver's practice squad

COLLEGE HIGHLIGHTS

- ▶ Played collegiately at Penn State (2018-22), where he registered 145 tackles (68 solo), 11 TFLs, 3.0 sacks, 2 FFs and 1 PD in 53 career contests (29 starts) ... Earned second-team All-Big Ten accolades in 2021 and 2022 ... Also received All-Big Ten honorable mention in 2020

TRANSACTIONS

- ▶ **2023** - Signed by DEN as UDFA ... **8/29/23** - Waived by DEN ... **8/31/23** - Signed by DEN to practice squad ... **12/6/23** - Signed by NO to active roster from DEN practice squad ... **3/19/24** - Signed by PHI to 1-year contract





JOSEPH NGATA

WIDE RECEIVER | 86

(pronounced en-GOT-uh)

Height: 6-3 Weight: 217 DOB: Jan. 9, 2001 (Age 23)

NFL Experience: 1st Year (1st with Eagles) Draft: UDFA-23 by PHI

College: Clemson Hometown (HS): Folsom, CA (Folsom)



Nickname: Family calls him 'Tata,' friends call him 'JoJo' or 'Jodie' ...
Hobbies: Jet skiing, traveling and basketball ... **Bucket list:** Travel to Tokyo, Japan ... **If he could play another sport, what position/team:** Left-back, Manchester City ... **Favorite TV show:** *Rick and Morty* ...
Favorite movie: *Scarface* ... **Favorite music/artists:** Hip-hop, Lucki ...
Favorite athlete: LeBron James ... **Favorite quote:** "If you want to go fast, go alone. If you want to go far, go together."



BIRDSEED

- ▶ Is one of three sons to Cameroonian-born parents, Patricia and Ray ... His parents originally moved to the United States to pursue an education, although they settled apart from one another ... Patricia started in Georgia and then moved to Nevada to finish her degree, while Ray began in Washington, D.C. before rejoining his wife in Nevada ... Later, the family moved to California for the boys to attend high school
- ▶ All three of Patricia and Ray's sons – Ariel, Joseph and Daniyel – went on to become Power 5 football players ... Ariel was a LB at Washington and Sacramento State; Joseph was a WR at Clemson; and Daniyel was a RB at Arizona State and Washington ... Each were three-sport athletes in high school who began their athletic careers playing soccer

CAREER HIGHLIGHTS

- ▶ Entered the NFL as an undrafted rookie with the Eagles in 2023 ... Contributed to Philadelphia's practice squad during his first year

2023 SEASON - EAGLES

- ▶ Spent the entire season on the Eagles' practice squad

COLLEGE HIGHLIGHTS

- ▶ Played collegiately at Clemson (2019-22), where he logged 88 receptions for 1,287 yards (14.6 avg.) and 6 TDs in 45 games (25 starts)
- ▶ Started all 14 games as a senior in 2022, posting career highs in both catches (41) and receiving yards (526) while adding 2 TDs ... Recorded 438 yards and 1 TD on 23 receptions (career-high 19.0 avg.) in 2021 ... As a freshman in 2019, registered 240 yards and a career-high 3 TDs while also adding 325 yards on 14 kickoff returns (23.2 avg.)

TRANSACTIONS

- ▶ **2023** - Signed by PHI as UDFA ... **8/29/23** - Waived by PHI ... **8/30/23** - Signed by PHI to practice squad ... **9/7/23** - Released by PHI from practice squad ... **9/8/23** - Signed by PHI to practice squad ... **1/18/24** - Signed by PHI to reserve/future contract



LEW NICHOLS

RUNNING BACK | 38



Height: 5-10 Weight: 220 DOB: Aug. 16, 2001 (Age 22)

NFL Experience: 1st Year (*1st with Eagles*) Draft: D7b-23 (235th overall) by GB Acquired: FA-23

College: Central Michigan Hometown (HS): Detroit, MI (Cass Technical)



BIRDSEED

- ▶ Attended Cass Technical (MI) High School, where he won a state title during his sophomore year in 2016 ... Scored 23 TDs and rushed for 1,078 yards as a senior in 2018, earning all-state recognition
- ▶ Majored in entrepreneurship at Central Michigan

CAREER HIGHLIGHTS

- ▶ Entered the NFL as a 7th-round draft pick (235th overall) by Green Bay in 2023 ... Signed by the Eagles to the practice squad during the 2023 campaign and returned on a reserve/future contract in 2024

2023 SEASON - EAGLES

- ▶ Signed to Philadelphia's practice squad in Week 7 after spending part of training camp and preseason with the Packers

COLLEGE HIGHLIGHTS

- ▶ Rushed for 3,061 yards and 26 TDs while producing 575 yards and 3 TDs on 71 catches in 32 career games at Central Michigan (2019-22) ... Finished his career as the program's 6th all-time leading rusher
- ▶ Produced one of the best seasons in school history as a sophomore in 2021, registering an FBS-leading 1,848 rushing yards en route to Mid-American Conference Offensive Player of the Year honors ... Tied for 9th nationally with 16 rushing TDs (4th-most in program history) ... Paced the FBS in all-purpose yards (2,186) and ranked T-11th in total TDs (18) ... Also recorded seven games with 150+ rushing yards
- ▶ In 2020, rushed for a team-high 508 yards along with 4 TDs and a 6.5 rushing average en route to MAC Freshman of the Year recognition

TRANSACTIONS

- ▶ **2023** - Drafted by GB in 7th round (235th overall) ... **8/29/23** - Placed on Reserve/Injured ... **9/7/23** - Waived by GB ... **10/16/23** - Signed by PHI to practice squad ... **1/18/24** - Signed by PHI to reserve/future contract



2023 GAME-BY-GAME STATISTICS (PHI)

			RUSHING					RECEIVING					OFF SNAPS		
Date	Opp	GP/S	Att	Yds	Avg	Lg	TD	Rec	Yds	Avg	Lg	TD	TYS	No	Pct
NOT ON NFL ROSTER															
NOT ON NFL ROSTER															
NOT ON NFL ROSTER															
NOT ON NFL ROSTER															
NOT ON NFL ROSTER															
NOT ON NFL ROSTER															
Oct 22	Mia	W	---	EAGLES PRACTICE SQUAD											
Oct 29	at Was	W	---	EAGLES PRACTICE SQUAD											
Nov 5	Dal	W	---	EAGLES PRACTICE SQUAD											
Nov 20	at KC	W	---	EAGLES PRACTICE SQUAD											
Nov 26	Buf	W	---	EAGLES PRACTICE SQUAD											
Dec 3	SF	L	---	EAGLES PRACTICE SQUAD											
Dec 10	at Dal	L	---	EAGLES PRACTICE SQUAD											
Dec 18	at Sea	L	---	EAGLES PRACTICE SQUAD											
Dec 25	NYG	W	---	EAGLES PRACTICE SQUAD											
Dec 31	Ari	L	---	EAGLES PRACTICE SQUAD											
Jan 7	at NYG	L	---	EAGLES PRACTICE SQUAD											
Totals			0/0	0	0	---	--	0	0	0	---	--	0	0	0%
PLAYOFFS															
Jan 15	at TB	L	---	EAGLES PRACTICE SQUAD											
Totals			0/0	0	0	---	--	0	0	0	---	--	0	0	---



PARRY NICKERSON

DEFENSIVE BACK | 38



Height: 5-10 Weight: 182 DOB: Oct. 11, 1994 (Age 29)
 NFL Experience: 6th Year (1st with Eagles) Draft: D6a-18 (179th overall) by NYJ Acquired: FA-24
 College: Tulane Hometown (HS): New Orleans, LA (West Harvey)

CAREER STATISTICS

Year	Team	GP/S	TACKLES				PASS RUSH			INTERCEPTIONS					FUMBLES		DEF SNAPS	
			Total	Solo	Asst	TFL	Sacks	QBH	QBP	Int	Yds	Lg	TD	PD	FF	FR	No	Pct
2018	N.Y. Jets	16/2	19	16	3	1	0.0	0	0	0	0	--	0	1	0	0	212	19%
2019	Jacksonville	4/1	3	2	1	0	0.0	0	0	0	0	--	0	0	0	0	38	14%
2020	Green Bay	1/0	0	0	0	0	0.0	0	0	0	0	--	0	0	0	0	0	0%
2021	Minnesota	4/0	1	1	0	0	0.0	0	0	0	0	--	0	0	0	0	17	6%
2023	Miami	5/0	5	5	0	0	0.0	0	0	0	0	--	0	0	0	0	84	24%
Totals		30/3	28	24	4	1	0.0	0	0	0	0	--	0	1	0	0	---	---

ADDITIONAL STATISTICS

Special Teams Tackles: 5 - 2018 (2), 2019 (3)

CAREER HIGHS

Tackles	6	2x, last: 10/21/18 vs. Min.
Sacks	--	---
INTs	--	---
PDs	1	10/14/18 vs. Ind.
FFs	--	---
FRs	--	---



BIRDSEED

- ▶ Is the co-owner of the E. Robert Art Gallery in New Orleans, LA
- ▶ Majored in public relations during his time at Tulane

CAREER HIGHLIGHTS

- ▶ Spent the first five seasons of his NFL career with the Jets (2018), Jaguars (2019), Packers (2020), Vikings (2021) and Dolphins (2023) ... Has recorded 28 tackles (24 solo) and 1 PD in 30 games (three starts)

2023 SEASON - DOLPHINS

- ▶ Saw action in five games and registered 5 solo tackles

COLLEGE HIGHLIGHTS

- ▶ Played collegiately at Tulane (2013-17), tallying 188 tackles (152 solo), 31 PDs, 16 INTs, 8 TFLs, 4 FRs and 3 FFs in 48 games (46 starts) ... Finished his career with the 2nd-most INTs in Green Wave history
- ▶ Earned second-team All-America and first-team All-AAC recognition in 2017 after posting 55 tackles (46 solo), 14 PDs, 6 INTs and 2 TFLs

TRANSACTIONS

- ▶ **2018** - Drafted by NYJ in 6th round (179th overall) ... **8/31/19** - Acquired by SEA from NYJ in exchange for 2021 7th-round draft choice ... **9/10/19** - Waived by SEA ... **9/12/19** - Signed by SEA to practice squad ... **10/15/19** - Released by SEA from practice squad ... **10/17/19** - Signed by JAX ... **10/21/19** - Waived by JAX ... **10/23/19** - Signed by JAX to practice squad ... **12/3/19** - Elevated by JAX from practice squad for Week 15 vs. Los Angeles ... **7/30/20** - Placed on Reserve/COVID-19 ... **8/5/20** - Activated from Reserve/COVID-19 ... **9/5/20** - Waived by JAX ... **9/7/20** - Signed by GB ... **10/20/20** - Placed on Reserve/Injured ... **5/17/21** - Signed by MIN ... **8/31/21** - Waived by MIN ... **9/1/21** - Signed by MIN to practice squad ... **9/25/21** - Elevated by MIN from practice squad for Week 3 vs. Seattle ... **10/2/21** - Elevated by MIN from practice squad for Week 4 vs. Cleveland ... **10/9/21** - Elevated by MIN from practice squad for Week 5 vs. Detroit ... **1/4/22** - Released by MIN from practice squad ... **1/8/22** - Signed by MIN to practice squad ... **1/8/22** - Elevated by MIN from practice squad for Week 18 vs. Chicago ... **1/10/22** - Signed by MIN ... **8/30/22** - Released by MIN



2023 GAME-BY-GAME STATISTICS (MIA)												
Date	Opp		GP/S	Tot	Solo	Sk	Int	PD	FF	FR	Snaps	Pct
Sep 10	at LAC	W	0/0	DID NOT PLAY								
Sep 17	at NE	W	1/0	0	0	0.0	0	0	0	0	0	0%
Sep 24	Den	W	1/0	0	0	0.0	0	0	0	0	19	31%
Oct 1	at Buf	L	0/0	DID NOT PLAY								
Oct 8	NYG	W	1/0	0	0	0.0	0	0	0	0	0	0%
Oct 15	Car	W	1/0	3	3	0.0	0	0	0	0	20	29%
Oct 22	at Phi	L	1/0	2	2	0.0	0	0	0	0	45	62%
NOT ON NFL ROSTER												
Nov 5	at KC	L	---	DOLPHINS PRACTICE SQUAD								
Nov 19	LV	W	---	DOLPHINS PRACTICE SQUAD								
Nov 24	at NYJ	W	---	DOLPHINS PRACTICE SQUAD								
Dec 3	at Was	W	---	DOLPHINS PRACTICE SQUAD								
Dec 11	Ten	L	---	DOLPHINS PRACTICE SQUAD								
Dec 17	NYJ	W	---	DOLPHINS PRACTICE SQUAD								
Dec 24	Dal	W	---	DOLPHINS PRACTICE SQUAD								
Dec 31	at Bal	L	---	DOLPHINS PRACTICE SQUAD								
Jan 7	Buf	L	---	DOLPHINS PRACTICE SQUAD								
Totals			5/0	5	5	0.0	0	0	0	0	84	24%
PLAYOFFS												
Jan 13	at KC	L	---	DOLPHINS PRACTICE SQUAD								
Totals			0/0	0	0	0.0	0	0	0	0	0	0%



... **8/31/22** - Signed by MIN to practice squad ... **9/27/22** - Released by MIN from practice squad ... **11/15/22** - Signed by MIN to practice squad ... **12/16/22** - Elevated by MIN from practice squad for Week 15 vs. Indianapolis ... **8/7/23** - Signed by MIA ... **8/29/23** - Released by MIA ... **8/31/23** - Signed by MIA ... **10/28/23** - Released by MIA ... **10/30/23** - Signed by MIA to practice squad ... **6/7/24** - Signed by PHI



MORO OJOMO

DEFENSIVE TACKLE | 97

(pronounced MOH-roh uh-JUH-muh)

Height: 6-3 Weight: 292 DOB: Aug. 15, 2001 (Age 22)
 NFL Experience: 2nd Year (2nd with Eagles) Draft: D7-23 (249th overall) by PHI
 College: Texas Hometown (HS): Katy, TX (Katy)



CAREER STATISTICS

Year	Team	GP/S	TACKLES				PASS RUSH			INTERCEPTIONS					FUMBLES		DEF SNAPS	
			Total	Solo	Asst	TFL	Sacks	QBH	QBP	Int	Yds	Lg	TD	PD	FF	FR	No	Pct
2023	Philadelphia	8/0	3	2	1	0	0.0	0	1	0	0	--	0	0	0	0	68	6%
Totals		8/0	3	2	1	0	0.0	0	1	0	0	--	0	0	0	0	---	---

PLAYOFFS

2023	Philadelphia	0/0	0	0	0	0	0.0	0	0	0	0	--	0	0	0	0	0	0%
Totals		0/0	0	0	0	0	0.0	0	0	0	0	--	0	0	0	0	---	---

CAREER HIGHS

Tackles	2	1/7/24 at NYG
Sacks	--	---
INTs	--	---
PDs	--	---
FFs	--	---
FRs	--	---

Hobbies: Reading about finance, networking, watching Liverpool ...
First job: Working at Hat Creek headquarters ... **Biggest influence:** His dad, who's always speaking positivity into his life ...
If he could have a career outside of sports: Would work in private equity and venture capital ... **Favorite movie:** *The Great Gatsby*



BIRDSEED

- ▶ Originally born in Lagos, Nigeria ... His family emigrated from Nigeria to Santa Clarita, CA, when he was 8 years old after his mother, Bimbo, received an offer to work for an IT company ... His father, Ololade, is a pastor who opened a church in California after the move ... Early on during their time in the United States, his older sister, Omodele, was diagnosed with leukemia ... After several years of hospital visits and chemotherapy, the family moved to Katy, TX, for a fresh start
- ▶ Enrolled at the University of Texas when he was 16 years old ... Began kindergarten at 3 years old at a British school in Nigeria and remained on that educational path after moving to the United States
- ▶ While at Katy (TX) High School, served as a backup on the freshman team and didn't earn a spot on junior varsity the following year ... Had to push himself to keep up with the older players and began investing time in weight training before his junior year ... Made the varsity team and went on to become a highly-recruited, all-state player
- ▶ Majored in business finance and plans to have a career as a corporate lawyer after football ... A four-time first-team Academic All-Big 12 honoree and eight-time Big 12 Commissioner's Honor Roll member ... Served on the student athlete advisory committee for three years to advocate and address issues student athletes faced

CAREER HIGHLIGHTS

- ▶ Selected by Philadelphia in the 7th round (249th overall) in 2023

2023 SEASON - EAGLES

- ▶ Appeared in eight games during his rookie campaign, totaling 3 tackles (2 solo) and 1 pressure in 68 defensive snaps

COLLEGE HIGHLIGHTS

- ▶ Played collegiately at Texas (2018-22), where he was a two-time All-Big 12 honoree ... During his five-year career with the Longhorns, totaled 95 tackles (50 solo), 13.5 TFLs, 5.0 sacks, 1 FF and 1 FR in 50 games
- ▶ Registered career highs in tackles (32 solo), TFLs (5.5), sacks (3.0) and FFs (1) over 12 games (five starts) as a senior in 2022, earning second-team All-Big 12 accolades ... Also voted an all-conference honorable mention selection following his junior campaign in 2021

TRANSACTIONS

- ▶ **2023** - Drafted by PHI in 7th round (249th overall)



2023 GAME-BY-GAME STATISTICS (PHI)												
Date	Opp	GP/S	Tot	Solo	Sk	Int	PD	FF	FR	Snaps	Pct	
Sep 10	at NE	W	0/0	INACTIVE								
Sep 14	Min	W	0/0	INACTIVE								
Sep 25	at TB	W	0/0	INACTIVE								
Oct 1	Was	W	0/0	INACTIVE								
Oct 8	at LAR	W	1/0	0	0	0.0	0	0	0	4	7%	
Oct 15	at NYJ	L	1/0	0	0	0.0	0	0	0	5	8%	
Oct 22	Mia	W	0/0	INACTIVE								
Oct 29	at Was	W	0/0	INACTIVE								
Nov 5	Dal	W	0/0	INACTIVE								
Nov 20	at KC	W	0/0	INACTIVE								
Nov 26	Buf	W	1/0	0	0	0.0	0	0	0	1	1%	
Dec 3	SF	L	1/0	0	0	0.0	0	0	0	1	2%	
Dec 10	at Dal	L	0/0	INACTIVE								
Dec 18	at Sea	L	1/0	0	0	0.0	0	0	0	6	10%	
Dec 25	NYG	W	1/0	0	0	0.0	0	0	0	1	2%	
Dec 31	Ari	L	1/0	1	1	0.0	0	0	0	13	17%	
Jan 7	at NYG	L	1/0	2	1	0.0	0	0	0	37	55%	
Totals			8/0	3	2	0.0	0	0	0	68	6%	
PLAYOFFS												
Jan 15	at TB	L	0/0	INACTIVE								
Totals			0/0	0	0	0.0	0	0	0	---	---	





JULIAN OKWARA

OUTSIDE LINEBACKER | 52

(pronounced OAK-wara)

Height: 6-4 Weight: 239 DOB: Dec. 27, 1997 (Age 26)
 NFL Experience: 5th Year (1st with Eagles) Draft: D3a-20 (67th overall) by DET Acquired: FA-24
 College: Notre Dame Hometown (HS): Charlotte, NC (Ardrey Kell)



CAREER STATISTICS

Year	Team	GP/S	TACKLES				PASS RUSH			INTERCEPTIONS					FUMBLES		DEF SNAPS	
			Total	Solo	Asst	TFL	Sacks	QBH	QBP	Int	Yds	Lg	TD	PD	FF	FR	No	Pct
2020	Detroit	6/0	3	1	2	1	0.0	0	3	0	0	--	0	0	0	0	69	6%
2021	Detroit	13/1	27	18	9	6	5.0	9	18	1	9	9	0	2	1	1	362	32%
2022	Detroit	10/2	17	10	7	3	2.0	3	14	0	0	--	0	0	0	222	20%	
2023	Detroit	9/1	6	5	1	2	2.0	4	12	0	0	--	0	1	0	121	11%	
Totals		38/4	53	34	19	12	9.0	16	47	1	9	--	0	3	1	---	---	

PLAYOFFS

2023	Detroit	0/0	0	0	0	0	0.0	0	0	0	0	--	0	0	0	0	---	---
Totals		0/0	0	0	0	0	0.0	0	0	0	0	--	0	0	0	0	---	---

ADDITIONAL STATISTICS

Special Teams Tackles: 1 - 2023 (1)

CAREER HIGHS

Tackles	5	11/6/22 vs. GB
Sacks	2.0	1/9/22 vs. GB
INTs	1	11/14/21 at Pit.
PDs	1	3x, last: 10/15/23 at TB
FFs	1	1/9/22 vs. GB
FRs	1	12/5/21 vs. Min.



BIRDSEED

- ▶ Is the younger brother of **Romeo Okwara**, who played eight seasons in the NFL with the Giants (2016-17) and Lions (2018-23) ... Romeo, an undrafted DE, retired after the 2023 campaign ... The brothers were teammates in Detroit as well as at the collegiate level at Notre Dame
- ▶ Born in London, England, and raised in Nigeria ... Moved from Nigeria to the United States when he was in third grade

CAREER HIGHLIGHTS

- ▶ Originally a 3rd-round draft choice (67th overall) by Detroit in 2020 ... Spent the first four seasons of his career with the Lions (2020-23), logging 53 tackles (34 solo), 47 pressures, 16 QB hits, 12 TFLs, 9.0 sacks, 1 INT, 1 FF and 1 FR in 38 games (four starts) in that span

2023 SEASON - LIONS

- ▶ Appeared in nine contests (one start) and registered 12 pressures with 6 tackles (5 solo), 4 QB hits and 2.0 sacks in 121 defensive snaps

COLLEGE HIGHLIGHTS

- ▶ Played collegiately at Notre Dame (2016-19), totaling 65 tackles, 17 TFLs, 10.5 sacks, 2 INTs and 2 FFs in 39 games ... Named to the Bronko Nagurski Trophy (nation's best defensive player) watch list and was voted a preseason All-American by the *Associated Press* in 2019

TRANSACTIONS

- ▶ **2020** - Drafted by DET in 3rd round (67th overall) ... **10/21/20** - Placed on Reserve/Injured ... **12/22/20** - Activated from Reserve/Injured ... **12/3/22** - Placed on Reserve/Injured ... **8/31/23** - Placed on Reserve/Injured ... **10/7/23** - Activated from Reserve/Injured ... **1/18/24** - Released by DET ... **1/20/24** - Signed by DET to practice squad ... **2/14/24** - Signed by PHI



2023 GAME-BY-GAME STATISTICS (DET)													
Date	Opp	GP/S	Tot	Solo	Sk	Int	PD	FF	FR	Snaps	Pct		
Sep 7	at KC	W	0/0	RESERVE/INJURED									
Sep 17	Sea	L	0/0	RESERVE/INJURED									
Sep 24	Atl	W	0/0	RESERVE/INJURED									
Sep 28	at GB	W	0/0	RESERVE/INJURED									
Oct 8	Car	W	1/0	0	0	0.0	0	0	0	0	3	4%	
Oct 15	at TB	W	1/0	1	1	1.0	0	1	0	0	15	27%	
Oct 22	at Bal	L	1/0	0	0	0.0	0	0	0	0	8	13%	
Oct 30	LV	W	1/1	2	2	1.0	0	0	0	0	18	39%	
Nov 12	at LAC	W	1/0	2	1	0.0	0	0	0	0	22	31%	
Nov 19	Chi	W	1/0	0	0	0.0	0	0	0	0	12	16%	
Nov 23	GB	L	0/0	INACTIVE									
Dec 3	at NO	W	0/0	INACTIVE									
Dec 10	at Chi	L	1/0	0	0	0.0	0	0	0	0	17	24%	
Dec 16	Den	W	0/0	INACTIVE									
Dec 24	at Min	W	1/0	0	0	0.0	0	0	0	0	15	27%	
Dec 30	at Dal	L	0/0	INACTIVE									
Jan 7	Min	W	1/0	1	1	0.0	0	0	0	0	11	15%	
Totals			9/1	6	5	2.0	0	1	0	0	121	11%	
PLAYOFFS													
Jan 14	LAR	W	0/0	INACTIVE									
Jan 21	TB	W	---	LIONS PRACTICE SQUAD									
Jan 28	at SF	L	---	LIONS PRACTICE SQUAD									
Totals			0/0	0	0	0	0	0	0	0	---	---	





ALBERT OKWUEGBUNAM

TIGHT END | 85



(pronounced OH-kwoo-AY-boo-nahm)

Height: 6-5 Weight: 258 DOB: April 25, 1998 (Age 26)
 NFL Experience: 5th Year (2nd with Eagles) Draft: D4-20 (118th overall) by DEN Acquired: T-Den-23
 College: Missouri Hometown (HS): Springfield, IL (Sacred Heart-Griffin)

CAREER STATISTICS

Year	Team	GP/S	RECEIVING					OFF SNAPS	
			Rec	Yds	Avg	Lg	TD	No	Pct
2020	Denver	4/0	11	121	11.0	27	1	86	31%
2021	Denver	14/6	33	330	10.0	64	2	421	47%
2022	Denver	8/1	10	95	9.5	25t	1	190	35%
2023	Philadelphia	4/0	0	0	---	--	0	57	5%
Totals		30/7	54	546	10.1	64	4	---	---

PLAYOFFS

2023	Philadelphia	0/0	0	0	---	--	0	0	0%
Totals		0/0	0	0	---	--	0	---	---

ADDITIONAL STATISTICS

Fumbles/Lost: 1/1 - 2021 (1/1) Fumble Recoveries: 1 - 2021 (1)

CAREER HIGHS

Receptions	7	10/25/20 vs. Ten.
Receiving Yards	77	11/14/21 vs. Phi.
Receiving Long	64	11/14/21 vs. Phi.
Receiving TDs	1	4x, last: 1/1/23 vs KC



BIRDSEED

- ▶ The Nigerian meaning of his last name is "evil cannot bring us down"
- ▶ Is the son of Albert Okwuegbunam Sr. and Lisa Raehl ... His father left Nigeria at 19 years old to pursue an education and a better life
- ▶ During the 2020 NFL Combine, logged a 4.49 40-yard dash time ... At that moment, it was the 4th-fastest time by a TE since 2003

CAREER HIGHLIGHTS

- ▶ Spent the first three years of his NFL career with Denver (2020-22) ... Caught 54 passes for 546 yards (10.1 avg.) and 4 TDs in 26 games ... Acquired by Philadelphia via trade prior to the 2023 season

2023 SEASON - EAGLES

- ▶ Appeared in four contests and saw action in 57 offensive snaps

COLLEGE HIGHLIGHTS

- ▶ Played collegiately at Missouri (2017-19), where he recorded 79 receptions for 928 yards (11.7 avg.) and 17 TDs in 33 games (24 starts) ... As a redshirt junior, saw action in 11 games with nine starts, catching 26 passes for 306 yards (11.8 avg.) and a team-leading 6 TDs
- ▶ During his freshman season in 2017, earned All-SEC honors from the *Associated Press* after posting 415 yards on 29 receptions (14.3 avg.) ... Led all freshman WRs and TEs nationally with 11 receiving TDs

TRANSACTIONS

- ▶ **2020** - Drafted by DEN in 4th round (118th overall) ... **11/10/20** - Placed on Reserve/Injured ... **10/9/21** - Placed on Reserve/Injured ... **10/30/21** - Activated from Reserve/Injured ... **8/29/23** - Acquired by PHI with 2025 7th-round draft choice from DEN in exchange for 2025 6th-round draft choice ... **12/30/23** - Placed on Reserve/Injured ... **2/23/24** - Signed by PHI to 1-year contract

Nicknames: Big O, AO ... **Hobbies:** Fishing and playing video games ... **Biggest influence:** Both parents, credits his dad for coming from Africa and making something from nothing ... **If he could play another sport:** Golf ... **If he could witness any sport moment:** Seeing Usain Bolt set the 100-meter world record ... **Favorite TV show:** *Breaking Bad*



2023 GAME-BY-GAME STATISTICS (PHI)										
Date	Opp		GP/S	Rec	Yds	Avg	Lg	TD	Snaps	Pct
Sep 10	at NE	W	0/0	INACTIVE						
Sep 14	Min	W	0/0	INACTIVE						
Sep 25	at TB	W	0/0	INACTIVE						
Oct 1	Was	W	0/0	DID NOT PLAY						
Oct 8	at LAR	W	0/0	INACTIVE						
Oct 15	at NYJ	L	0/0	INACTIVE						
Oct 22	Mia	W	0/0	INACTIVE						
Oct 29	at Was	W	0/0	INACTIVE						
Nov 5	Dal	W	1/0	0	0	---	--	0	6	10%
Nov 20	at KC	W	1/0	0	0	---	--	0	10	18%
Nov 26	Buf	W	1/0	0	0	---	--	0	9	14%
Dec 3	SF	L	1/0	0	0	---	--	0	32	44%
Dec 10	at Dal	L	0/0	INACTIVE						
Dec 18	at Sea	L	0/0	INACTIVE						
Dec 25	NYG	W	0/0	INACTIVE						
Dec 31	Ari	L	0/0	RESERVE/INJURED						
Jan 7	at NYG	L	0/0	RESERVE/INJURED						
Totals			4/0	0	0	---	--	0	57	5%
PLAYOFFS										
Jan 15	at TB	L	0/0	RESERVE/INJURED						
Totals			0/0	0	0	---	--	0	0	0%





KENNY PICKETT

QUARTERBACK | 7



Height: 6-3 Weight: 220 DOB: June 6, 1998 (Age 26)
 NFL Experience: 3rd year (1st with Eagles) Draft: D1-22 (20th overall) by PIT Acquired: T-Pit-24
 College: Pittsburgh Hometown (HS): Oakhurst, NJ (Ocean Township)

CAREER STATISTICS

Year	Team	GP/S	PASSING										RUSHING					OFF SNAPS	
			Att	Cmp	Pct	Yds	Y/A	TD	Int	Lg	Sk/Yds	Rate	Att	Yds	Avg	Lg	TD	No	Pct
2022	Pittsburgh	13/12	389	245	63.0	2,404	6.2	7	9	57	27/182	76.7	55	237	4.3	23	3	804	69%
2023	Pittsburgh	12/12	324	201	62.0	2,070	6.4	6	4	72t	23/173	81.4	42	54	1.3	11	1	670	63%
Totals		25/24	713	446	62.6	4,474	6.3	13	13	72t	50/355	78.8	97	291	3.0	23	4	---	---

PLAYOFFS

2023	Pittsburgh	0/0	0	0	---	0	---	0	0	--	0/0	---	0	0	---	--	0	0	0%
Totals		0/0	0	0	---	0	---	0	0	--	0/0	---	0	0	---	--	0	---	---

ADDITIONAL STATISTICS

Fumbles/Lost: 6/1 - 2022 (4/1), 2023 (2/0)

CAREER HIGHS

Pass Attempts	52	10/9/22 at Buf.
Completions	34	10/9/22 at Buf.
Passing Yards	327	10/9/22 at Buf.
Yards/Attempt	9.2	10/2/22 vs. NYJ
Passing Long	72t	9/24/23 at LV
Passing TDs	2	9/24/23 at LV
Completion %	76.9	10/2/22 vs. NYJ
Passer Rating	108.5	9/24/23 at LV
Rush Attempts	8	2x, last: 10/22/23 at LAR
Rushing Yards	51	11/13/22 vs. NO
Rushing Long	23	11/13/22 vs. NO
Rushing TDs	2	10/2/22 vs. NYJ

BIRDSEED

- ▶ Grew up an Eagles fan as his father, Ken, grew up in the Philadelphia area and raised his family in New Jersey ... Pickett prepped at Ocean Township (NJ) High School, where he was rated as the nation's No. 10 pro-style QB by *247Sports* after throwing for 4,670 yards and 43 TDs and rushing for 873 yards and 17 TDs during his career
- ▶ Comes from an athletic family ... His father was an All-American LB at Shippensburg and his mother, Kasey, played soccer at Kutztown ... In addition, his sister, Alex, played soccer at East Stroudsburg
- ▶ Is a dedicated advocate of the Mya Lin Terry Foundation, which was developed to honor the memory and continue the legacy of Pickett's cousin, Mya, who passed away from leukemia when she was 10 years old ... Is a member of the board of trustees and annually represents the foundation through the NFL's *My Cause My Cleats* initiative

CAREER HIGHLIGHTS

- ▶ Originally selected by Pittsburgh in the 1st round (20th overall) of the 2022 NFL Draft ... Spent the first two years of his career with the Steelers, completing 446-of-713 (62.6) attempts for 4,474 yards (6.3 avg.), 13 TDs, 13 INTs and a 78.8 passer rating in 25 games (24 starts)
- ▶ In his first season with Pittsburgh, set franchise rookie records in pass attempts (389) and completions (245), while ranking 2nd in passing yards (2,404), passing TDs (7) and completion percentage (63.0%)

2023 SEASON - STEELERS

- ▶ Threw for 2,070 yards, 6 TDs, 4 INTs and a career-high 81.4 rating on 201-of-324 (62.0%) passing across 12 starts with Pittsburgh
- ▶ Completed 16-of-28 attempts for 235 yards (8.4 avg.), a career-high 2 TDs and a career-best 108.5 passer rating in the 23-18 victory at Las Vegas (9/24/23) ... During the first quarter, connected with Steelers WR **Calvin Austin** on a career-long 72-yard TD pass

COLLEGE HIGHLIGHTS

- ▶ Played collegiately at Pittsburgh (2017-21), where he ended his career as the Panthers' all-time leader in total yards (13,112), passing yards (12,303), completions (1,045), total TDs (102) and passing TDs (81)





2023 GAME-BY-GAME STATISTICS (PIT)

Date	Opp	GP/S	PASSING											RUSHING					OFF SNAPS	
			Att	Cmp	Pct	Yds	Y/A	TD	Int	Lg	Sk/Yds	Rate	Att	Yds	Avg	Lg	TD	No	Pct	
Sep 10	at SF	L	1/1	46	31	67.4	232	5.0	1	2	31	5/34	68.4	1	4	4.0	4	0	63	100%
Sep 18	Cle	W	1/1	30	15	50.0	222	7.4	1	1	71t	2/22	71.8	4	-6	-1.5	-1	0	54	100%
Sep 24	at LV	W	1/1	28	16	57.1	235	8.4	2	0	72t	1/7	108.5	3	11	3.7	10	0	62	100%
Oct 1	at Hou	L	1/1	23	15	65.2	114	5.0	0	1	32	3/21	59.0	2	9	4.5	8	0	49	83%
Oct 8	Bal	W	1/1	32	18	56.3	224	7.0	1	0	41t	3/22	88.5	6	-6	-1.0	2	0	66	100%
Oct 22	at LAR	W	1/1	25	17	68.0	230	9.2	0	0	39	2/16	97.1	8	0	0.0	2	1	59	100%
Oct 29	Jax	L	1/1	16	10	62.5	73	4.6	0	0	16	1/5	73.2	1	10	10.0	10	0	28	42%
Nov 2	Ten	W	1/1	30	19	63.3	160	5.3	1	0	32	0/0	88.2	1	-1	-1.0	-1	0	65	100%
Nov 12	GB	W	1/1	23	14	60.9	126	5.5	0	0	28	1/7	75.6	4	16	4.0	11	0	65	100%
Nov 19	at Cle	L	1/1	28	15	53.6	106	3.8	0	0	14	3/29	62.5	4	9	2.3	5	0	58	100%
Nov 26	at Cin	W	1/1	33	24	72.7	278	8.4	0	0	43	2/10	97.8	5	5	1.0	5	0	71	100%
Dec 3	Ari	L	1/1	10	7	70.0	70	7.0	0	0	38	0/0	89.6	3	3	1.0	2	0	30	49%
Dec 7	NE	L	0/0	INACTIVE																
Dec 16	at Ind	L	0/0	INACTIVE																
Dec 23	Cin	W	0/0	INACTIVE																
Dec 31	at Sea	W	0/0	INACTIVE																
Jan 7	at Bal	W	0/0	INACTIVE																
Totals			12/12	324	201	62.0	2,070	6.4	6	4	72t	23/173	81.4	42	54	1.3	11	1	670	63%

PLAYOFFS

Jan 15	at Buf	L	0/0	DID NOT PLAY																
Totals			0/0	0	0	---	0	---	0	0	--	0/0	---	0	0	---	--	0	0	0%



First job: Maintenance worker at Ocean Beach Club (also worked as a lifeguard there) ... **Hobbies:** Fishing and golfing ... **If he could witness any sports moment:** Would go to a Conor McGregor UFC title fight ... **Favorite TV show:** *Entourage* ... **Favorite music:** Country (favorite artists are Morgan Wallen, Hardy and Luke Combs) ... **Favorite quote:** "The Man in the Arena" speech by Theodore Roosevelt

- ▶ Recognized as a first-team All-American as well as a Heisman Trophy and Maxwell Award (nation's most outstanding player) finalist following his senior campaign in 2021 ... Led Pitt to its first ACC Championship and helped the team win its most games (11) since 1981 ... Totaled 4,319 passing yards, 42 passing TDs (ACC single-season record) and 334 completions, all of which were tops in program history

TRANSACTIONS

- ▶ **2023** - Drafted by PIT in 1st round (20th overall) ... **3/15/24** - Acquired by PHI from PIT in exchange for 2024 3rd-round draft choice and pair of 2025 7th-round draft choices



JASON POE

GUARD/CENTER | 66



Height: 6-1 Weight: 300 DOB: July 27, 1998 (Age 25)

NFL Experience: 1st Year (*1st with Eagles*) Draft: UDFA-22 by SF Acquired: FA-24

College: Mercer Hometown (HS): Fitzgerald, GA (Fitzgerald)



BIRDSEED

- ▶ Played fullback at Hutchinson C.C. (KS) to begin his collegiate career ... Added 50 pounds to become an OL at Lenoir-Rhyne (NC)
- ▶ Earned a bachelor's degree in information technology ... Maintained a 4.0 GPA in his pursuit of a master's degree in IT and received an SAP certificate to become a software technology consultant

CAREER HIGHLIGHTS

- ▶ Entered the NFL as an undrafted rookie with the 49ers in 2022 ... Has spent time with San Francisco (2022) and N.Y. Jets (2023)

2023 SEASON - JETS

- ▶ Contributed to the N.Y. Jets' practice squad

COLLEGE HIGHLIGHTS

- ▶ Played five collegiate seasons with stints at Mercer (GA) (2020-21), Lenoir-Rhyne (NC) (2018-19), and Hutchinson C.C. (KS) (2017)
- ▶ Appeared in nine games over two years at Mercer ... In 2021, helped pave the way for 2,000+ yards (3rd in Southern Conference)
- ▶ Started 27 contests at Lenoir-Rhyne, where he was named a Division II first-team All-American by the *Associated Press* in 2019... Earned the Jacobs Blocking Trophy in 2018 and 2019 as the South Atlantic Conference's top OL ... Additionally received both first-team All-SAC and first-team all-region accolades during the 2018 season
- ▶ Originally began his career as a fullback at Hutchinson C.C. in 2017 ... Tallied 5 carries for 18 yards in four appearances

TRANSACTIONS

- ▶ **2022** - Signed by SF as UDFA ... **8/30/22** - Waived by SF ... **8/31/22** - Signed by SF to practice squad ... **1/31/23** - Signed by SF ... **8/29/23** - Waived by SF ... **8/31/23** - Signed by NYJ to practice squad ... **11/6/23** - Released by NYJ from practice squad ... **1/18/24** - Signed by PHI to reserve/future contract



ELI RICKS

CORNERBACK | 23



Height: 6-2 Weight: 188 DOB: Sept. 26, 2001 (Age 22)
 NFL Experience: 2nd Year (2nd with Eagles) Draft: UDFA-23 by PHI
 College: Alabama Hometown (HS): Rancho Cucamonga, CA (IMG Academy - Bradenton, FL)

CAREER STATISTICS

Year	Team	GP/S	TACKLES				PASS RUSH			INTERCEPTIONS					FUMBLES		DEF SNAPS	
			Total	Solo	Asst	TFL	Sacks	QBH	QBP	Int	Yds	Lg	TD	PD	FF	FR	No	Pct
2023	Philadelphia	16/0	18	12	6	1	0.0	0	0	0	0	--	0	3	0	0	301	26%
Totals		16/0	18	12	6	1	0.0	0	0	0	0	--	0	3	0	0	---	---

PLAYOFFS

2023	Philadelphia	1/0	0	0	0	0	0.0	0	0	0	0	0	0	0	0	0	15	21%
Totals		1/0	0	0	0	0	0.0	0	0	0	0	0	0	0	0	0	15	21%

ADDITIONAL STATISTICS

Special Teams Tackles: 1 - 2023 (1) Postseason Special Teams Tackles: 1 - 2023 (1)

CAREER HIGHS

Tackles	4	11/5/23 vs. Dal.
Sacks	--	---
INTs	--	---
PDs	1	3x, last: 12/31/23 vs. Ari.
FFs	--	---
FRs	--	---

BIRDSEED

- ▶ Began his high school career at Mater Dei in Santa Ana, CA, where he won back-to-back national championships before transferring to IMG Academy in Bradenton, FL, for his senior year ... His performance at IMG Academy resulted in an invite to the All-American Bowl
- ▶ Rated the No. 1 CB in the 2020 recruiting class ... Earned the nickname of "Pick-6 Ricks" during his freshman season at LSU

CAREER HIGHLIGHTS

- ▶ Entered the NFL as an undrafted rookie with the Eagles in 2023 ... Was the only UDFA to make Philadelphia's roster out of training camp

2023 SEASON - EAGLES

- ▶ Appeared in 16 games after being the only UDFA to make the Eagles' roster out of training camp ... Recorded 18 tackles (12 solo) with 3 PDs and 1 TFL in 301 defensive snaps ... Made 1 special teams tackle

COLLEGE HIGHLIGHTS

- ▶ Played collegiately at LSU (2020-21) and Alabama (2022) ... Combined for 44 tackles, 10 PDs and 5 INTs with 2 TDs in 26 career games
- ▶ Appeared in 10 contests (five starts) during his lone season with the Crimson Tide in 2022 ... Totaled 13 tackles with 4 PDs
- ▶ Earned All-America honors from the *Associated Press* and FWAA as a freshman at LSU in 2020 ... Finished his debut season with 20 tackles, 5 PDs and 4 INTs ... Returned a pair of picks for TDs

TRANSACTIONS

- ▶ **2023** - Signed by PHI as UDFA



Hobbies: Watching Formula 1, MMA and soccer ... Bucket list: Travel to Fiji to see the water ... Desired talent: Jiu-jitsu ... Biggest influence: His mother ... Moment left starstruck: Saw Conor McGregor in a hotel ... If he could play another sport, what position/team: Left wing for Liverpool ... Favorite movies: *The Wolf of Wall Street* and *James Bond: No Time to Die* ... Favorite TV show: *Peaky Blinders*



2023 GAME-BY-GAME STATISTICS (PHI)													
Date	Opp		GP/S	Tot	Solo	Sk	Int	PD	FF	FR	Snaps	Pct	
Sep 10	at NE	W	0/0	INACTIVE									
Sep 14	Min	W	1/0	0	0	0.0	0	0	0	0	1	2%	
Sep 25	at TB	W	1/0	0	0	0.0	0	0	0	0	0	0%	
Oct 1	Was	W	1/0	0	0	0.0	0	0	0	0	0	0%	
Oct 8	at LAR	W	1/0	2	2	0.0	0	0	0	0	13	23%	
Oct 15	at NYJ	L	1/0	1	0	0.0	0	0	0	0	12	18%	
Oct 22	Mia	W	1/0	0	0	0.0	0	1	0	0	14	29%	
Oct 29	at Was	W	1/0	2	1	0.0	0	0	0	0	25	35%	
Nov 5	Dal	W	1/0	4	3	0.0	0	0	0	0	47	63%	
Nov 20	at KC	W	1/0	0	0	0.0	0	0	0	0	13	16%	
Nov 26	Buf	W	1/0	0	0	0.0	0	1	0	0	19	20%	
Dec 3	SF	L	1/0	2	1	0.0	0	0	0	0	5	8%	
Dec 10	at Dal	L	1/0	0	0	0.0	0	0	0	0	18	22%	
Dec 18	at Sea	L	1/0	2	1	0.0	0	0	0	0	29	48%	
Dec 25	NYG	W	1/0	1	1	0.0	0	0	0	0	29	46%	
Dec 31	Ari	L	1/0	3	2	0.0	0	1	0	0	33	43%	
Jan 7	at NYG	L	1/0	1	1	0.0	0	0	0	0	43	64%	
Totals			16/0	18	12	0.0	0	3	0	0	301	26%	
PLAYOFFS													
Jan 15	at TB	L	1/0	0	0	0.0	0	0	0	0	15	21%	
Totals			1/0	0	0	0.0	0	0	0	0	15	21%	





KELEE RINGO

CORNERBACK | 22

(pronounced KEE-lee)

Height: 6-2 Weight: 207 DOB: June 27, 2002 (Age 22)
 NFL Experience: 2nd Year (2nd with Eagles) Draft: D4-23 (105th overall) by PHI
 College: Georgia Hometown (HS): Tacoma, WA (Saguaro - Scottsdale, AZ)



CAREER STATISTICS

Year	Team	GP/S	TACKLES				PASS RUSH			INTERCEPTIONS					FUMBLES		DEF SNAPS	
			Total	Solo	Asst	TFL	Sacks	QBH	QBP	Int	Yds	Lg	TD	PD	FF	FR	No	Pct
2023	Philadelphia	17/4	16	14	2	0	1.0	1	1	1	0	0	0	2	0	1	199	17%
Totals		17/4	16	14	2	0	1.0	1	1	1	0	0	0	2	0	1	---	---

PLAYOFFS

2023	Philadelphia	1/0	2	1	1	0	0.0	0	0	0	0	--	0	0	0	0	35	50%
Totals		1/0	2	1	1	0	0.0	0	0	0	0	--	0	0	0	0	35	50%

ADDITIONAL STATISTICS

Special Teams Tackles: 5 - 2023 (5)

CAREER HIGHS

Tackles	5	12/25/23 vs. NYG
Sacks	1.0	1/7/24 at NYG
INTs	1	12/25/23 vs. NYG
PDs	1	2x, last: 12/25/23 vs. NYG
FFs	--	---
FRs	1	9/14/23 vs. Min.

Nicknames: Key, Lee, Ring ... **Hobbies:** Traveling, playing video games, watching/listening to podcasts ... **Biggest influence:** Credits his father for raising him with great positive energy and being a role model ... **Bucket list:** Travel to Bali and Cancun ... **If he could have a career outside of sports:** Own a real estate company ... **If he could witness any sports moment in person:** Malcolm Butler's interception in Super Bowl XLIX ... **Favorite sports moment:** His pick-6 that sealed the win in the National Championship vs. Alabama ... **Favorite music/artist:** Hip-hop, Rylo Rodriguez ... **Favorite TV show:** *The Boondocks*



BIRDSEED

- ▶ Has a special bond with his mother, Tralee Hale, who moved across the country to Athens, GA, to support her son's college football dreams ... Shortly after, she was diagnosed with triple-negative ductal carcinoma, a rare form of breast cancer ... She underwent surgery, multiple rounds of chemotherapy, and endured complications ... As she battled, she never missed a single game during Georgia's run to the 2022 CFP National Championship ... In February 2022, she was declared cancer free
- ▶ Alongside his mother, launched the Ringo Family Foundation during the 2023 offseason ... The aim of the foundation is to raise awareness and provide education on triple-negative breast cancer through outreach, education and treatment to improve outcomes for all women
- ▶ Originally born in Tacoma, WA, and moved to Scottsdale, AZ, as a sophomore, attending Saguaro High School ... Had only played RB and WR to that point, but his new coaches asked him to move to CB because they were thin at the position ... Went on to become a first-team All-America selection and five-star recruit, helping Saguaro to a state title

CAREER HIGHLIGHTS

- ▶ Selected by Philadelphia in the 3rd round (105th overall) of the 2023 NFL Draft ... Played in all 17 games (four starts) in his debut season

2023 SEASON - EAGLES

- ▶ Saw action in 199 defensive snaps over 17 games (four starts), totaling 16 tackles (14 solo) with 2 PDs, 1.0 sack and 1 FR ... Additionally appeared in the 2nd-most special teams snaps (305) on the team, trailing only **Josh Jobe** (323), while registering 5 special teams tackles
- ▶ Logged his first career INT when he picked off QB **Tyrod Taylor** as time expired in the 33-25 victory vs. N.Y. Giants (12/25/23)

COLLEGE HIGHLIGHTS

- ▶ A two-time CFP National Champion at Georgia (2021-22), where he had 76 tackles (63 solo), 19 PDs and 4 INTs in 30 career games (27 starts)
- ▶ Started all 15 games as a redshirt sophomore in 2022, registering 42 tackles (37 solo), 9 PDs, 2 INTs and 1 FF en route to All-SEC honors



2023 GAME-BY-GAME STATISTICS (PHI)												
Date	Opp		GP/S	Tot	Solo	Sk	Int	PD	FF	FR	Snaps	Pct
Sep 10	at NE	W	1/0	0	0	0.0	0	0	0	0	0	0%
Sep 14	Min	W	1/0	0	0	0.0	0	0	0	1	1	2%
Sep 25	at TB	W	1/0	0	0	0.0	0	0	0	0	0	0%
Oct 1	Was	W	1/0	0	0	0.0	0	0	0	0	0	0%
Oct 8	at LAR	W	1/0	0	0	0.0	0	0	0	0	0	0%
Oct 15	at NYJ	L	1/0	0	0	0.0	0	0	0	0	0	0%
Oct 22	Mia	W	1/0	0	0	0.0	0	0	0	0	0	0%
Oct 29	at Was	W	1/0	0	0	0.0	0	0	0	0	0	0%
Nov 5	Dal	W	1/0	0	0	0.0	0	0	0	0	0	0%
Nov 20	at KC	W	1/0	0	0	0.0	0	0	0	0	0	0%
Nov 26	Buf	W	1/0	0	0	0.0	0	0	0	0	0	0%
Dec 3	SF	L	1/0	0	0	0.0	0	0	0	0	0	0%
Dec 10	at Dal	L	1/0	1	0	0.0	0	0	0	0	22	27%
Dec 18	at Sea	L	1/1	3	3	0.0	0	1	0	0	32	52%
Dec 25	NYG	W	1/1	5	5	0.0	1	1	0	0	51	81%
Dec 31	Ari	L	1/1	4	3	0.0	0	0	0	0	53	70%
Jan 7	at NYG	L	1/1	3	3	1.0	0	0	0	0	40	60%
Totals			17/4	16	14	1.0	1	2	0	1	199	17%
PLAYOFFS												
Jan 15	at TB	L	1/0	2	1	0.0	0	0	0	0	35	50%
Totals			1/0	2	1	0.0	0	0	0	0	35	50%



- ▶ Voted to the 2021 All-SEC Freshman Team after totaling 34 tackles (26 solo), 10 PDs and 2 INTs in 15 games (12 starts) ... Sealed the Bulldogs' victory vs. Alabama in the CFP National Championship with a 79-yard INT-TD, marking one of the greatest moments in program history

TRANSACTIONS

- ▶ **2023** - Drafted by PHI in 4th round (105th overall)



ISAIAH RODGERS

CORNERBACK | 34



Height: 5-10 Weight: 176 DOB: Jan. 7, 1998 (Age 26)
 NFL Experience: 4th Year (1st with Eagles) Draft: D6b-20 (211th overall) by IND Acquired: FA-23
 College: Massachusetts Hometown (HS): Tampa, FL (Blake)

ALL-ROOKIE: 2020

CAREER STATISTICS

Year	Team	GP/S	TACKLES				PASS RUSH			INTERCEPTIONS					FUMBLES		DEF SNAPS	
			Total	Solo	Asst	TFL	Sacks	QBH	QBP	Int	Yds	Lg	TD	PD	FF	FR	No	Pct
2020	Indianapolis	13/0	5	4	1	0	0.0	0	0	0	0	--	0	0	0	0	51	5%
2021	Indianapolis	17/1	49	39	10	1	0.0	0	0	3	24	12	0	7	0	0	525	48%
2022	Indianapolis	15/9	34	24	10	1	0.0	0	0	0	0	--	0	3	1	4	430	38%
Totals		45/10	88	67	21	2	0.0	0	0	3	24	12	0	10	1	4	---	---

PLAYOFFS

2020	Indianapolis	1/0	0	0	0	0	0.0	0	0	0	0	--	0	1	0	0	5	8%
Totals		1/0	0	0	0	0	0.0	0	0	0	0	--	0	1	0	0	---	---

ADDITIONAL STATISTICS

Kickoff Returns: 61-1,645 - 2020 (24-692), 2021 (19-501), 2022 (18-452) **Kickoff Return TDs:** 1 - 2020 (1) **Punt Returns:** 3-25 - 2020 (1-12), 2022 (2-13)
Postseason Punt Returns: 2-59 - 2020 (2-59) **Fumbles/Lost:** 2/0 - 2021 (1/0), 2022 (1/0)

CAREER HIGHS

Tackles	6	4x, last: 12/17/22 at Min.
Sacks	--	---
INTs	1	3x, last: 1/2/22 vs. LV
PDs	2	2x, last: 11/13/22 at LV
FFs	1	11/6/22 at NE
FRs	1	4x, last: 12/17/22 at Min.

Nicknames: Fuzzy, Zay ... **Hobbies:** Being a father and bowling (once bowled seven strikes in a row through his legs) ... **Bucket list:** Travel to Tulum or Bora Bora ... **Jersey number significance:** Chose 34 because he was the 7th player drafted by the Colts (3+4), his birthday is on the 7th, and it had been 7 years since his father passed away when he was drafted in 2020 ... **Favorite athlete to watch now:** Kenny Moore ... **Favorite TV show:** SportsCenter



BIRDSEED

- ▶ His cousin, **Dominique Rodgers-Cromartie**, played CB for 12 seasons in the NFL (2008-19), including two years with the Eagles (2011-12) ... Considers Rodgers-Cromartie both a mentor and role model

CAREER HIGHLIGHTS

- ▶ Spent his first three NFL seasons in Indianapolis (2020-22), posting 88 tackles (67 solo), 10 PDs, 4 FRs, 3 INTs and 1 FF in 45 games (10 starts) ... Also returned 61 kickoffs for 1,645 yards (27.0 avg.) and 1 TD
- ▶ Named to the PFWA **All-Rookie** Team in 2020

NOTES TO KNOW

- ▶ In his most recent season in 2022, ranked 5th among NFL CBs in PFF defensive grade (82.1), trailing only **Sauce Gardner** (87.9), **Patrick Surtain II** (86.8), **Jalen Ramsey** (86.4) and **Charvarius Ward** (83.2) (min. 400 defensive snaps) ... Was also 5th in PFF coverage grade (81.5) among CBs that year, behind Gardner (90.0), Surtain II (86.7), **Patrick Peterson** (82.5) and **Jaire Alexander** (82.1) (min. 250 coverage snaps)

COLLEGE HIGHLIGHTS

- ▶ Played collegiately at Massachusetts (2016-19), appearing in 45 games and producing 188 tackles (126 solo), 46 PDs, 11 INTs (3 TDs), 4 FFs, 4 FRs and 1 punt return TD ... A three-time **Phil Steele** All-Independent Team selection ... As a senior in 2019, voted to the **PFF College All-America First Team** as a kick returner after leading the FBS with 1,295 yards on 53 kickoff returns (24.4 avg.)

TRANSACTIONS

- ▶ **2021** - Drafted by IND in 6th round (211th overall) ... **12/28/22** - Placed on Reserve/Injured ... **2/15/23** - Activated from Reserve/Injured ... **6/29/23** - Placed on Reserve/Suspended ... **6/29/23** - Waived by IND ... **8/28/23** - Signed by PHI ... **4/23/24** - Activated from Reserve/Suspended



JOHN ROSS

WIDE RECEIVER | 83



Height: 5-11 Weight: 190 DOB: Nov. 27, 1995 (Age 28)
 NFL Experience: 6th Year (1st with Eagles) Draft: D1-17 (9th overall) by CIN Acquired: FA-24
 College: Washington Hometown (HS): Long Beach, CA (Jordan)

CAREER STATISTICS

Year	Team	GP/S	RECEIVING					OFF SNAPS	
			Rec	Yds	Avg	Lg	TD	No	Pct
2017	Cincinnati	3/1	0	0	---	0	0	17	2%
2018	Cincinnati	13/10	21	210	10.0	39t	7	602	60%
2019	Cincinnati	8/8	28	506	18.1	66t	3	403	37%
2020	Cincinnati	3/1	2	17	8.5	15	0	86	8%
2021	N.Y. Giants	10/1	11	224	20.4	52t	1	213	33%
Totals		37/21	62	957	15.4	66t	11	---	---

ADDITIONAL STATISTICS

Fumbles/Lost: 3/2 - 2017 (1/1), 2019 (1/1), 2021 (1/0) **Fumble Recoveries:** 1 - 2021 (1)
Rushing: 9-41 - 2017 (1-12), 2018 (4-9), 2019 (3-4), 2021 (1-16)
Kickoff Returns: 1-12 - 2021 (1-12)

CAREER HIGHS

Receptions	7	9/8/19 at Sea.
Receiving Yards	158	9/8/19 at Sea.
Receiving Long	66t	9/15/19 vs. SF
Receiving TDs	2	9/8/19 at Sea.



BIRDSEED

- ▶ Retired from the NFL during the 2023 offseason ... Says his son, Kyrie, inspired his comeback ... When he asked Kyrie which teams he wanted him to try out for, his son named the Eagles as a top destination
- ▶ Set a then-NFL Combine record in 2017 when he ran a 4.22 40-yard dash, besting the previous mark that was set by **Chris Johnson** in 2008 (4.24) ... Chiefs WR **Xavier Worthy** posted a 4.21 time in 2024
- ▶ Was coached by legendary rapper Snoop Dogg during his youth football days while participating in the Snoop Youth Football League ... Snoop Dogg event sent him a video on his draft day to congratulate Ross and called him one of the greatest RBs/WRs he ever coached

CAREER HIGHLIGHTS

- ▶ Originally selected by the Bengals with the 9th-overall pick in the 2017 NFL Draft ... Spent the first five seasons of his career with Cincinnati (2017-20) and N.Y. Giants (2021), totaling 62 receptions for 957 yards (15.4 avg.) and 11 TDs in 37 games (21 starts) ... Also spent the 2023 offseason with Kansas City prior to announcing his retirement

COLLEGE HIGHLIGHTS

- ▶ Played collegiately at Washington (2013-16), where he appeared in 40 career games (21 starts) as a WR and return specialist, in addition to spending time at CB ... Logged 1,729 yards and 22 TDs on 114 receptions (15.2 avg.) ... Returned 85 kickoffs for 2,048 yards and 4 TDs
- ▶ Earned first-team ESPN All-America and first-team All-Pac-12 honors while being selected a semifinalist for the Biletnikoff Award (nation's most outstanding receiver) as a junior in 2021 ... Finished with 1,150 yards and 17 TDs (4th-most in single-season school history) on 81 receptions (3rd-most in single-season school history) that year
- ▶ Collected All-Pac-12 honorable mention accolades as a return specialist in 2014 ... Registered 938 kickoff return yards with 2 TDs while producing 17 catches for 371 yards (21.8 avg.) and 4 TDs

TRANSACTIONS

- ▶ **2017** - Drafted by CIN in 1st round (9th overall) ... **12/6/17** - Placed on Reserve/Injured ... **10/2/19** - Placed on Reserve/Injured ... **12/3/19** - Activated from Reserve/Injured ... **8/12/20** - Placed on Reserve/COVID-19 ... **8/23/20** - Activated from Reserve/COVID-19 ... **11/14/20** - Placed on Reserve/Injured ... **3/17/21** - Signed by NYG to 1-year contract ... **9/1/21** - Placed on Reserve/Injured ... **10/2/21** - Activated from Reserve/Injured ... **12/15/21** - Placed on Reserve/COVID-19 ... **12/29/21** - Activated from Reserve/COVID-19 ... **1/10/23** - Signed by KC ... **5/23/24** - Signed by PHI to 1-year contract



ANDRE SAM

SAFETY | 35



Height: 5-10 Weight: 194 DOB: Feb. 9, 1999 (Age 25)
 NFL Experience: Rookie (1st with Eagles) Draft: UDFA-24 by PHI
 College: LSU Hometown (HS): Iowa, LA (Iowa)

COLLEGE STATISTICS

Year	School	GP/S	TACKLES				PASS RUSH			INTERCEPTIONS					FUMBLES		DEF SNAPS	
			Total	Solo	Asst	TFL	Sacks	QBH	QBP	Int	Yds	Lg	TD	PD	FF	FR	No	Pct
2018	McNeese State	3/0	6	5	1	0	0.0	---	---	0	0	--	0	0	0	0	---	---
2019	McNeese State	12/12	51	37	14	2	0.0	---	---	1	0	0	0	7	0	0	---	---
2020	McNeese State	7/7	52	30	22	1.5	0.5	---	---	3	51	18	0	5	1	0	---	---
2021	McNeese State	11/11	70	48	22	1	0.0	---	---	1	23	23	0	8	0	0	---	---
2022	Marshall	12/10	53	32	21	5.5	0.0	---	---	1	0	--	0	8	0	1	---	---
2023	LSU	13/13	85	43	42	1	0.0	---	---	3	60	33	0	2	0	0	---	---
Totals		58/53	317	195	122	11	0.5	---	---	9	134	33	0	30	1	1	---	---

ADDITIONAL STATISTICS

Punt Returns: 2-16 - 2022 (2-16)



BIRDSEED

- ▶ After losing his father at 6 years old and his grandfather not long after that, developed a stutter that he has had to manage most of his life ... His personal battle has helped him serve as a role model for young people with speech impediments ... Has gained more confidence in speaking over the years and wants to inspire others to be resilient
- ▶ Graduated from Iowa (LA) High School with zero stars and zero offers ... Walked on at McNeese State and quickly earned a scholarship

COLLEGE HIGHLIGHTS

- ▶ Spent seven seasons at the collegiate level between McNeese State (2017-21), Marshall (2022) and LSU (2023) ... Combined for 317 tackles, 30 PDs, 11 TFLs, 9 INTs, 1 FF and 1 FR in 58 games (53 starts)
- ▶ Voted LSU's Defensive Player of the Year after the 2023 season, when he led the Tigers with 3 INTs while posting a career-high 85 tackles
- ▶ Received consecutive first-team All-Southland Conference accolades following the 2020 and 2021 campaigns at McNeese State

TRANSACTIONS

- ▶ **2024** - Signed by PHI as UDFA



MAX SCHARPING

GUARD | 50



Height: 6-6 Weight: 325 DOB: Aug. 10, 1996 (Age 27)

NFL Experience: 6th Year (1st with Eagles) Draft: D2b-19 (55th overall) by HOU Acquired: FA-Cin-24

College: Northern Illinois Hometown (HS): Green Bay, WI (Green Bay Southwest)

CAREER STATISTICS

Year	Team	GP/S	STARTS		OFF SNAPS	
			LG	RG	No	Pct
2019	Houston	16/14	14	0	938	88%
2020	Houston	15/8	8	0	455	46%
2021	Houston	17/11	0	11	689	65%
2022	Cincinnati	14/0	0	0	30	3%
2023	Cincinnati	17/0	0	0	13	1%
Totals		79/33	22	11	---	---

PLAYOFFS						
Year	Team	GP/S	LG	RG	No	Pct
2019	Houston	2/2	2	0	149	100%
2022	Cincinnati	3/3	0	3	199	100%
Totals		5/5	2	3	---	---



BIRDSEED

- ▶ Has supported numerous causes close to his family through the NFL's *My Cause My Cleats* initiative, including the Alzheimer's Association, St. Ann Center for Intergenerational Care (brain aneurysm awareness), as well as the Dyslexia Foundation ... His late grandparents, Frederick and Dorothy Scharping, had Alzheimer's disease ... His aunt, Susan Gock, worked on her recovery from a brain aneurysm at St. Ann before she passed away ... His sister, Dylan Halloran, struggled with dyslexia since preschool and has been an inspiration to him, pursuing a degree in elementary education to help identify young students with learning disabilities while she played NCAA Division I lacrosse at Xavier
- ▶ Selected to the Google Cloud Academic All-America Team in 2018 at Northern Illinois ... The recognition is given to the nation's top student athletes for their academic and athletic achievements

CAREER HIGHLIGHTS

- ▶ Originally a 2nd-round pick (55th overall) by the Texans in 2019 ... Before joining Philadelphia's roster, spent the first five years of his NFL career with Houston (2019-21) and Cincinnati (2022-23), playing in a combined 79 career games with 33 starts (22 at LG, 11 at RG)
- ▶ Played every offensive snap across three starts at RG for the Bengals during their 2022 postseason run, which resulted in an appearance in the AFC Championship Game ... Also started two playoff games at LG for the Texans during his rookie campaign in 2019

2023 SEASON - BENGALS

- ▶ Saw action in 17 regular-season games with Cincinnati

COLLEGE HIGHLIGHTS

- ▶ Played collegiately at Northern Illinois (2015-18), where he collected three All-MAC selections while starting every game of his career (53)
- ▶ Named one of the top 10 offensive linemen in the FBS by *USA Today* in 2018 ... Added to the Outland Trophy (nation's best interior lineman) preseason watch list and earned first-team All-MAC honors in 2017, when he recorded a 99.0 PFF pass-block efficiency grade at LT

TRANSACTIONS

- ▶ **2019** - Drafted by HOU in 2nd round (55th overall) ... **10/28/20** - Placed on Reserve/COVID-19 ... **11/10/20** - Activated from Reserve/COVID-19 ... **8/30/22** - Waived by HOU ... **8/31/22** - Claimed off waivers by CIN ... **3/20/23** - Re-signed by CIN to 1-year contract ... **6/3/24** - Signed by PHI to 1-year contract



WILL SHIPLEY

RUNNING BACK | 39



Height: 5-11 Weight: 209 DOB: Aug. 29, 2001 (Age 21)
 NFL Experience: Rookie (1st with Eagles) Draft: D4-24 (127th overall) by PHI
 College: Clemson Hometown (HS): Weddington, NC (Weddington)

COLLEGE STATISTICS

Year	School	GP/S	RUSHING					RECEIVING					OFF SNAPS		
			Att	Yds	Avg	Lg	TD	Rec	Yds	Avg	Lg	TD	TYS	No	Pct
2021	Clemson	10/5	149	738	5.0	42	11	16	116	7.3	19	0	854	N/A	N/A
2022	Clemson	14/14	210	1,182	5.6	53	15	38	242	6.4	26	0	1,424	N/A	N/A
2023	Clemson	12/8	167	827	5.0	33	5	31	244	7.9	36	2	1,071	N/A	N/A
Totals		36/27	526	2,747	5.2	53	31	85	602	7.1	36	2	3,349	---	---

ADDITIONAL STATISTICS

Kickoff Returns: 34-904 - 2021 (14-380), 2022 (13-324), 2023 (7-200) **Passing TDs:** 1 - 2021 (1)

Nickname: Ship ... **Hobbies:** Playing video games and cooking (is very interested in culinary arts) ... **Little-known fact:** Taekwondo was his first sport and lacrosse was his second sport ... **If he could have a career outside of sports:** Real estate ... **One food he would never eat:** Brussels sprouts ... **Favorite athletes to watch:** James Shipley (brother) and Anthony Edwards ... **Favorite movie:** *The Blindside* ... **Favorite TV show:** *Suits* ... **Favorite music genre:** Christian rap

BIRDSEED

- ▶ His brother, James, played lacrosse at the University of Pennsylvania from 2020-23 and earned second-team All-Ivy League honors in 2022 ... The competitive brothers are very close and captured state titles together in football and lacrosse at Weddington (NC) High School
- ▶ Named a semifinalist for the Wuerffel Trophy (nation's most impactful leader in community service and academic achievement) and was Clemson's ninth all-time selection to the AFCA Good Works Team for his charitable endeavors ... Fundraised \$10,000 for Levine Children's Hospital in the Charlotte Metro area ... Also helped establish the "1 CLEM5ON" endowment to provide resources to Clemson students
- ▶ Graduated from Clemson with a 4.0 GPA in management
- ▶ Recognized as a five-star recruit for lacrosse in high school

COLLEGE HIGHLIGHTS

- ▶ Played collegiately at Clemson (2021-23), rushing for 2,747 yards and 31 TDs on 526 attempts (5.2 avg.) while hauling in 85 passes for 602 yards and 2 TDs in 36 career games (27 starts) ... Returned 34 kickoffs for 904 yards ... Finished his career among the top-10 in Clemson history in total TDs (33), rushing TDs (31), 100+ yard rushing games (10), all-purpose yards (4,253) and kickoff return yards (904)
- ▶ Became the first player in ACC history to receive first-team all-conference honors at three different positions (RB, all-purpose, specialist) during the 2022 campaign ... Rushed for 1,182 yards and 15 TDs and tallied 242 yards on 38 catches en route to helping Clemson win the ACC Championship and earn an Orange Bowl appearance
- ▶ Earned second-team Freshman All-America honors in 2021 ... Posted 738 yards and 11 TDs on 149 carries (5.0 avg.) ... His 11 rushing TDs were the 2nd-most by a Clemson true freshman since 1972

TRANSACTIONS

- ▶ **2024** - Drafted by PHI in 4th round (127th overall)





DARIUS SLAY

CORNERBACK | 2



Height: 6-0 Weight: 190 DOB: Jan. 1, 1991 (Age 33)
 NFL Experience: 12th Year (5th with Eagles) Draft: D2-13 (36th overall) by DET Acquired: T-Det-20
 College: Mississippi State Hometown (HS): Brunswick, GA (Brunswick)

ALL-PRO: 2017 PRO BOWL: 2018, 2019, 2020, 2022, 2023, 2024

CAREER STATISTICS

Year	Team	GP/S	TACKLES				PASS RUSH			INTERCEPTIONS					FUMBLES		DEF SNAPS	
			Total	Solo	Asst	TFL	Sacks	QBH	QBP	Int	Yds	Lg	TD	PD	FF	FR	No	Pct
2013	Detroit	13/4	31	25	6	0	0.0	0	N/A	0	0	--	0	5	0	0	338	33%
2014	Detroit	16/16	60	47	13	1	0.0	0	N/A	2	42	40	0	17	0	0	1,012	97%
2015	Detroit	16/16	58	47	11	1	0.0	0	N/A	2	0	0	0	13	0	0	994	95%
2016	Detroit	13/13	44	43	1	1	1.0	1	1	2	24	13	0	13	1	0	731	71%
2017	Detroit	16/16	60	54	6	1	0.0	0	0	8	73	37	0	26	0	1	1,064	98%
2018	Detroit	15/15	43	40	3	1	0.0	0	0	3	107	67t	1	17	0	0	875	89%
2019	Detroit	14/14	46	36	10	0	0.0	0	0	2	19	19	0	13	0	1	858	75%
2020	Philadelphia	15/14	59	53	6	2	0.0	0	1	1	25	25	0	6	0	0	884	80%
2021	Philadelphia	16/16	52	40	12	5	0.0	0	0	3	76	51t	1	9	0	2	955	85%
2022	Philadelphia	17/17	55	40	15	0	0.0	0	0	3	17	19	0	14	0	0	1,003	91%
2023	Philadelphia	12/12	57	48	9	1	0.0	0	0	2	86	70t	1	15	0	0	809	70%
Totals		163/153	565	473	92	13	1.0	1	---	28	469	70t	3	148	1	4	---	---

PLAYOFFS

2014	Detroit	1/1	0	0	0	0	0.0	0	N/A	0	0	--	0	1	0	0	61	98%
2016	Detroit	1/1	2	1	1	0	0.0	0	0	0	0	--	0	0	0	0	70	96%
2021	Philadelphia	1/1	5	4	1	0	0.0	0	0	0	0	--	0	1	0	0	71	97%
2022	Philadelphia	3/3	12	8	4	0	0.0	0	0	0	0	--	0	1	0	0	144	94%
2023	Philadelphia	1/1	6	4	2	0	0.0	0	0	0	0	0	0	0	0	0	65	93%
Totals		7/7	25	17	8	0	0.0	0	---	0	0	--	0	3	0	0	---	---

ADDITIONAL STATISTICS

Fumble Recovery TDs: 2 - 2021 (2) Special Teams Tackles: 2013 (3), 2014 (1), 2015 (1) Offensive Snaps: 2 - 2021 (2)

CAREER HIGHS

Tackles	11	10/1/23 vs. Was.
Sacks	1.0	10/2/16 at Chi.
INTs	2	4x, last: 9/19/22 vs. Min.
PDs	5	9/19/22 vs. Min.
FFs	1	10/9/16 vs. Phi.
FRs	1	4x, last: 10/31/21 at Det.

BIRDSEED

- ▶ Goes by "Slay" or "Big Play' Slay" ... Only his grandmother has permission to call him "Darius" ... His father, Darius Sr., calls him "Junior"
- ▶ Slay was born when Darius Sr. and his mother, Stephanie Lowe, were just 14 and 13 years old, respectively ... Considers his mother a 'big sister' who is one of his best friends in life as well as his idol
- ▶ His oldest son, Darion, was born when Slay was 15 years old ... Was forced to grow up quickly and understood that he had to treat school more seriously ... Darion pushed Slay to become the best version of himself and also drove him toward the NFL ... Treats Darion like he is his younger brother and connects with him through football
- ▶ Married to his wife, Jennifer, who he views as one of his biggest influences ... Jennifer played basketball at Southwest Oklahoma State
- ▶ In 2018, opened the Big Play Slay Center of Excellence, which is an academic center in his hometown of Brunswick, GA

CAREER HIGHLIGHTS

- ▶ Is a six-time Pro Bowl honoree (2018, '19, '20, '22, '23, '24) ... Also named first-team All-Pro by the Associated Press in 2017





2023 GAME-BY-GAME STATISTICS (PHI)														
Date	Opp		GP/S	Tot	Solo	Sk	Int	PD	FF	FR	Snaps	Pct		
Sep 10	at NE	W	1/1	3	1	0.0	1	3	0	0	80	100%		
Sep 14	Min	W	1/1	6	5	0.0	0	1	0	0	58	100%		
Sep 25	at TB	W	1/1	1	1	0.0	0	0	0	0	47	100%		
Oct 1	Was	W	1/1	11	10	0.0	0	0	0	0	77	99%		
Oct 8	at LAR	W	1/1	4	4	0.0	0	0	0	0	56	100%		
Oct 15	at NYJ	L	0/0	INACTIVE										
Oct 22	Mia	W	1/1	4	4	0.0	1	2	0	0	49	100%		
Oct 29	at Was	W	1/1	3	3	0.0	0	1	0	0	72	100%		
Nov 5	Dal	W	1/1	8	5	0.0	0	1	0	0	74	99%		
Nov 20	at KC	W	1/1	4	4	0.0	0	2	0	0	79	100%		
Nov 26	Buf	W	1/1	4	3	0.0	0	2	0	0	95	100%		
Dec 3	SF	L	1/1	5	5	0.0	0	0	0	0	55	93%		
Dec 10	at Dal	L	1/1	4	3	0.0	0	3	0	0	67	82%		
Dec 18	at Sea	L	0/0	INACTIVE										
Dec 25	NYG	W	0/0	INACTIVE										
Dec 31	Ari	L	0/0	INACTIVE										
Jan 7	at NYG	L	0/0	INACTIVE										
Totals			12/12	57	48	0.0	2	15	0	0	809	70%		
PLAYOFFS														
Jan 15	at TB	L	1/0	6	4	0.0	0	0	0	0	65	93%		
Totals			1/0	6	4	0.0	0	0	0	0	65	93%		

MULTI-INTERCEPTION GAMES		
Date	Opponent	INT
9/19/22	vs. Minnesota Vikings (W, 24-7)	2
10/10/21	at Carolina Panthers (W, 21-18)	2
12/16/17	vs. Chicago Bears (W, 20-10)	2
9/24/17	vs. Atlanta Falcons (L, 26-30)	2

Nicknames: Slay or Big Play ... **Hobbies:** "I'm great at every game I stream." ... Also enjoys golf and playing with his kids ... **Biggest influence in his life:** His son ... **If he could play another sport:** Basketball, would love to play for the Los Angeles Lakers because of Kobe Bryant, but would also play with Paul George or Kevin Durant ... **If he could witness any sports moment:** Kobe's 81-point game against Toronto ... **Favorite sports moment:** Playing in Super Bowl LVII ... **Favorite movie:** Life ... **Favorite TV show:** Scooby Doo

- ▶ Voted a team captain for the first time in his career in 2022, when he helped the Eagles defense make a Super Bowl LVII appearance
- ▶ Spent the first seven years of his career with Detroit (2013-19) ... Led the NFL with a career-high 8 INTs (tied) and 26 PDs in 2017

NOTES TO KNOW

- ▶ Leads all NFL players with 148 PDs since the 2013 campaign

2023 SEASON - EAGLES

- ▶ Earned his sixth **Pro Bowl** nod in seven seasons, including his third in a row and fourth overall with the Eagles ... Recorded 57 tackles (48 solo) with a team-leading 15 PDs and 2 INTs (1 TD) in 12 appearances
- ▶ Intercepted Dolphins QB **Tua Tagovailoa** at the goal line in the fourth quarter of the 31-17 win vs. Miami (10/22/23) ... The takeaway helped set up an Eagles TD drive that gave the game its final score
- ▶ Posted 3 PDs with a 70-yard INT-TD in the 25-20 win at New England (9/10/23) ... His 3rd career pick-6 was the longest INT-TD by an Eagle since **Malcolm Jenkins'** 99-yard return on 12/6/15 at New England

COLLEGE HIGHLIGHTS

- ▶ Played collegiately at Itawamba Community College (Fulton, MS) (2009-10) and Mississippi State (2011-12)
- ▶ Earned All-SEC honors as a senior at Mississippi State in 2012, when he recorded 40 tackles (26 solo) with a career-high 5 INTs, including 1 TD ... Totaled 24 tackles (16 solo) and 1 INT-TD as a junior in 2011
- ▶ Named MACJC First Team All-State following his sophomore year at Itawamba in 2010, registering 32 tackles, 1 FF and 1 FR
- ▶ As a freshman in 2009, produced 41 tackles, 2 FFs and 1.0 sack en route to MACJC First Team All-State recognition

TRANSACTIONS

- ▶ **2013** - Drafted by DET in 2nd round (36th overall) ... **7/26/16** - Signed by DET to 4-year contract extension ... **7/25/19** - Placed on Reserve/Non-Football Injury ... **8/2/19** - Activated from Reserve/Non-Football Injury ... **3/19/20** - Acquired by PHI from DET in exchange for 2020 3rd-round and 5th-round draft choices ... **3/16/23** - Signed by PHI to 2-year contract extension





AINIAS SMITH

WIDE RECEIVER | 82

(pronounced uh-NYE-us)

Height: 5-9 Weight: 176 DOB: May 31, 2001 (Age 23)
 NFL Experience: Rookie (1st with Eagles) Draft: D5a-24 (152nd overall) by PHI
 College: Texas A&M Hometown (HS): Missouri City, TX (Dulles)



COLLEGE STATISTICS

Year	School	GP/S	RECEIVING					OFF SNAPS	
			Rec	Yds	Avg	Lg	TD	No	Pct
2019	Texas A&M	12/3	22	248	11.3	30	3	---	---
2020	Texas A&M	10/6	43	564	13.1	54	6	---	---
2021	Texas A&M	12/12	47	509	10.8	27	6	---	---
2022	Texas A&M	4/4	15	291	19.4	63	2	---	---
2023	Texas A&M	12/12	53	795	15.0	42	2	---	---
Totals		50/37	180	2,407	13.4	63	19	---	---

ADDITIONAL STATISTICS

Rushing: 72-405 - 2019 (7-54), 2020 (49-293), 2021 (8-26), 2022 (3-11), 2023 (5-21)
Rushing TDs: 4 - 2020 (4) Punt Returns: 82-836 - 2019 (16-190), 2020 (15-75), 2021 (23-259), 2022 (8-27), 2023 (20-285) Punt Return TDs: 2 - 2021 (1), 2023 (1)
Kickoff Returns: 20-360 - 2019 (13-257), 2023 (7-103)



BIRDSEED

- ▶ His brother, **Maurice Smith**, played safety at Alabama (2013-15) and Georgia (2016) and was signed by the Dolphins as an undrafted rookie in 2017 ... Maurice held NFL stints with Miami (2017-18), Washington (2019), Cincinnati (2020) and Tennessee (2020) before being selected by the Vegas Vipers in the 2023 XFL Draft (now known as the UFL)
- ▶ His parents, Samyra and Maurice Sr., oversee the Heavenbound Christian League, which is a program close to Smith's heart ... The organization, which has been in operation for more than two decades, aims to build Christian student-athletes and better them along the way

COLLEGE HIGHLIGHTS

- ▶ Played collegiately at Texas A&M (2019-23), finishing his career as the only SEC player to record 2,000+ receiving yards, 250+ rushing yards, 250+ punt return yards and 250+ kickoff return yards ... Totaled 2,407 yards and 19 TDs on 180 catches (13.4 avg.) and rushed for 405 yards and 4 TDs on 72 carries (5.6 avg.) ... Also added 50 punt returns for 836 yards (10.2 avg.) and 20 kickoff returns for 360 yards (18.0 avg.)
- ▶ Led the Aggies with 795 yards on 53 receptions (15.0 avg.) with 2 TDs in 2023 ... Earned first-team All-SEC honors as an all-purpose player and return specialist after amassing a team-high 1,204 all-purpose yards with 285 punt return yards ... Registered 22 plays of 20+ yards
- ▶ Produced 509 yards and 6 TDs on 47 catches in 12 games in 2021 ... Played RB at Texas A&M as a sophomore in 2020 before switching to WR late in the season, ending with 564 yards on 43 receptions (13.1 avg.) and 293 yards on 49 carries (5.9 avg.) with 10 total TDs

TRANSACTIONS

- ▶ **2024** - Drafted by PHI in 5th round (152nd overall)

Nicknames: A-Nod or Sub-Zero ... **Hobbies:** Fishing, hunting, playing video games, reading ... **Surprisingly good at:** Backflips ... **If he could play another sport, what position/team:** Shortstop or left field, Philadelphia Phillies ... **If he could have a career outside of sports:** Continue to grow his family's organization, the Heavenbound Christian League ... **Food he would never eat:** Chitlins ... **Favorite movie:** *Hardball* ... **Favorite TV show:** *Law & Order* ... **Favorite music:** Rap and R&B (NBA Youngboy, Cash Cobain, Gunna and Larry June)



BRANDON SMITH

LINEBACKER | 47



Height: 6-3 Weight: 240 DOB: April 12, 2001 (Age 23)
 NFL Experience: 2nd Year (1st with Eagles) Draft: D4-22 (120th overall) by CAR Acquired: FA-23
 College: Penn State Hometown (HS): Louisa, VA (Louisa)

CAREER STATISTICS

Year	Team	GP/S	TACKLES				PASS RUSH			INTERCEPTIONS					FUMBLES		DEF SNAPS	
			Total	Solo	Asst	TFL	Sacks	QBH	QBP	Int	Yds	Lg	TD	PD	FF	FR	No	Pct
2022	Carolina	12/1	5	4	1	0	0.0	0	0	0	0	--	0	0	0	0	53	5%
2023	Philadelphia	2/0	0	0	0	0	0.0	0	0	0	0	--	0	0	0	0	0	0%
Totals		14/1	5	4	1	0	0.0	0	0	0	0	--	0	0	0	0	---	---

ADDITIONAL STATISTICS

Special Teams Tackles: 3 - 2022 (2), 2023 (1)

CAREER HIGHS

Tackles	3	11/20/22 at Bal.
Sacks	--	---
INTs	--	---
PDs	--	---
FFs	--	---
FRs	--	---

BIRDSEED

- ▶ Represented Louisa County Public Schools via the NFL's *My Cause My Cleats* campaign in 2022 ... Promoting the theme of kindness, wore cleats designed by six of the top art students in his hometown
- ▶ Honored as the Virginia Gatorade Football Player of the Year after his senior year at Louisa County High School ... Joined former Eagles DE **Chris Long** as the only central Virginia players to win the award
- ▶ Majored in journalism during his time at Penn State

CAREER HIGHLIGHTS

- ▶ Originally selected by Carolina in the 4th round (120th overall) of the 2022 NFL Draft ... Appeared in 12 games (one start) with the Panthers, seeing action in 246 total snaps (53 defense, 193 special teams)

2023 SEASON - EAGLES

- ▶ Spent most of the season on Philadelphia's practice squad ... Elevated twice for Week 15 vs. N.Y. Giants (12/25/23) and Week 16 vs. Arizona (12/31/23), recording 1 tackle in 31 special teams snaps

COLLEGE HIGHLIGHTS

- ▶ Played collegiately at Penn State (2019-21), where he logged 132 tackles (68 solo), 19 TFLs, 7 PDs, 4.0 sacks, 1 INT and 1 FF in 33 games
- ▶ Garnered All-Big Ten honors as a junior in 2021, when he registered 81 tackles (45 solo), 9 TFLs, 5 PDs and 1 FF in 12 starts ... Also was named to the Butkus Award (nation's best LB) preseason watch list

TRANSACTIONS

- ▶ **2022** - Drafted by CAR in 4th round (120th overall) ... **12/17/22** - Placed on Reserve/Injured ... **8/29/23** - Waived by CAR ... **10/12/23** - Signed by PHI to practice squad ... **10/20/23** - Waived by PHI ... **10/25/23** - Signed by PHI to practice squad ... **12/24/23** - Elevated by PHI from practice squad for Week 16 vs NYG ... **12/30/23** - Elevated by PHI from practice squad for Week 17 vs ARI ... **1/18/24** - Signed by PHI to reserve/future contract





2023 GAME-BY-GAME STATISTICS (PHI)														
Date	Opp	GP/S	Tot	Solo	Sk	Int	PD	FF	FR	Snaps	Pct			
NOT ON NFL ROSTER														
NOT ON NFL ROSTER														
NOT ON NFL ROSTER														
NOT ON NFL ROSTER														
NOT ON NFL ROSTER														
Oct 15	at NYJ	L	---	EAGLES PRACTICE SQUAD										
NOT ON NFL ROSTER														
Oct 29	at Was	W	---	EAGLES PRACTICE SQUAD										
Nov 5	Dal	W	---	EAGLES PRACTICE SQUAD										
Nov 20	at KC	W	---	EAGLES PRACTICE SQUAD										
Nov 26	Buf	W	---	EAGLES PRACTICE SQUAD										
Dec 3	SF	L	---	EAGLES PRACTICE SQUAD										
Dec 10	at Dal	L	---	EAGLES PRACTICE SQUAD										
Dec 18	at Sea	L	---	EAGLES PRACTICE SQUAD										
Dec 25	NYG	W	1/0	0	0	0.0	0	0	0	0	0	0%		
Dec 31	Ari	L	1/0	0	0	0.0	0	0	0	0	0	0%		
Jan 7	at NYG	L	---	EAGLES PRACTICE SQUAD										
Totals			2/0	0	0	0.0	0	0	0	0	0	0%		
PLAYOFFS														
Jan 15	at TB	L	---	EAGLES PRACTICE SQUAD										
Totals			0/0	0	0	0.0	0	0	0	0	---	---		





DEVONTA SMITH

WIDE RECEIVER | 6



Height: 6-0 Weight: 170 DOB: Nov. 14, 1998 (Age 25)
 NFL Experience: 4th Year (4th with Eagles) Draft: D1-21 (10th overall) by PHI
 College: Alabama Hometown (HS): Amite, LA (Amite)

CAREER STATISTICS

Year	Team	GP/S	RECEIVING					OFF SNAPS	
			Rec	Yds	Avg	Lg	TD	No	Pct
2021	Philadelphia	17/16	64	916	14.3	46	5	916	82%
2022	Philadelphia	17/17	95	1,196	12.6	45	7	1,083	92%
2023	Philadelphia	16/16	81	1,066	13.2	63t	7	1,043	91%
Totals		50/49	240	3,178	13.2	63t	19	---	---

PLAYOFFS

Year	Team	GP/S	Rec	Yds	Avg	Lg	TD	No	Pct
2021	Philadelphia	1/1	4	60	15.0	31	0	66	100%
2022	Philadelphia	3/3	15	197	13.1	45	1	208	95%
2023	Philadelphia	1/1	8	148	18.5	55	0	57	97%
Totals		5/5	27	405	15.0	55	1	---	---

ADDITIONAL STATISTICS

Fumbles/Lost: 2/2 - 2021 (1/1), 2022 (1/1) Punt Returns: 2-15 - 2022 (2-15)

CAREER HIGHS

Receptions	10	10/9/22 at Ari.
Receiving Yards	169	9/25/22 at Was.
Receiving Long	63t	9/14/23 vs. Min.
Receiving TDs	2	2x, last: 12/24/22 at Dal.

Nicknames: Smitty, Slim Reaper, Skinny Batman ... **Place he'd like to visit:** Tokyo, Japan ... **Hidden talent:** Cooking ... **If he could play another sport, what position:** Basketball, point guard ... **What his job would be if he wasn't playing football:** "Probably detailing cars. That was my first job at the car wash." ... **Favorite athlete growing up:** Former Saints QB Aaron Brooks ... **Favorite pregame music:** "It's got to be Lil Boosie. For some reason, I listen to 'Candy Rain' (by Soul for Real) the whole time I'm stretching. I don't change the song. It's on repeat, the entire time, on loop." ... **Favorite movie:** *I'm Bout It* by Master P ... **Favorite food:** "Crawfish étouffée. That's Louisiana stuff."



BIRDSEED

- Hosts the DeVonta Smith & Friends Celebrity Softball Game annually at the Lehigh Valley IronPigs (Philadelphia Phillies' Triple-A affiliate) stadium in Allentown, PA ... The fundraiser's teams feature a number of Eagles teammates and other players from across the league
- Is the son of Christina Smith-Sylve, who is a social worker, and Kelvin Dickerson, who manages a car-detailing business ... Also has a younger brother, Christian, who plays RB at Amite (LA) High School ... Bought a brand new home for his mother during the 2021 offseason
- Credits much of his success to his barber, Vincent Sanders, who became his mentor growing up ... Sanders helped reinforce that football was meant to be a part of Smith's future and drove him to camps
- Considers himself an excellent cook ... Admits that he doesn't always have the patience for cooking, so if he is making something, it means he really wants whatever it is ... Loves making crawfish étouffée from scratch or jambalaya ... Says his mother taught him how to cook
- Has represented the Eagles Autism Foundation through the NFL's *My Cause My Cleats* campaign ... The foundation helps support impactful autism research and care to improve the lives of affected individuals and families while aiming to drive scientific breakthroughs

CAREER HIGHLIGHTS

- Logged the most single-game receiving yards (148) in Eagles playoff history in the NFC Wild Card Playoff at Tampa Bay on 1/15/24
- Produced 100 yards on 7 receptions (14.3 avg.) in Super Bowl LVII vs. Kansas City on 2/12/23, becoming the third player in Eagles history to have 100+ receiving yards in a Super Bowl ... Joined **Terrell Owens** (122) in Super Bowl XXXIX vs. New England on 2/6/05 and also **Corey Clement** (100) in Super Bowl LII at New England on 2/4/18
- With a career-high 1,196 receiving yards in 2022, teamed up with **A.J. Brown** (1,496) to become the Eagles' first 1,000+ yard receiving duo ... The tandem then repeated the feat during the 2023 campaign
- Totaled a career-high 95 receptions in 2022, marking a then-franchise record for the most catches by a WR (**A.J. Brown** - 106 in 2023)
- Set the team rookie record for receiving yards (916) in 2021, breaking the previous mark owned by **DeSean Jackson** in 2008 (912)

NOTES TO KNOW

- Is one of seven NFL WRs with 80+ catches, 1,000+ yards and 7+ TDs in each of the last two seasons (2022-23), joining **Davante Adams**, **A.J. Brown**, **Ja'Marr Chase**, **Stefon Diggs**, **Tyreek Hill** and **CeeDee Lamb**
- Holds franchise records for the most receptions (240) and receiving yards (3,178) by an Eagle during their first three NFL seasons

2023 SEASON - EAGLES

- Finished with 1,066 yards and a career-high-tying 7 TDs on 81 catches (13.2 avg.) ... Marked his second consecutive 1,000+ yard campaign ... Also tied for the 3rd-most receiving TDs of 25+ yards (4) in the NFL
- Produced the most single-game receiving yards (148) in Eagles playoff history in the NFC Wild Card Playoff at Tampa Bay (1/15/24)



2023 GAME-BY-GAME STATISTICS (PHI)												
Date	Opp		GP/S	Rec	Yds	Avg	Lg	TD	Snaps	Pct		
Sep 10	at NE	W	1/1	7	47	6.7	13	1	65	98%		
Sep 14	Min	W	1/1	4	131	32.8	63t	1	77	100%		
Sep 25	at TB	W	1/1	4	28	7.0	15	0	79	99%		
Oct 1	Was	W	1/1	7	78	11.1	37	0	70	99%		
Oct 8	at LAR	W	1/1	1	6	6.0	6	0	74	94%		
Oct 15	at NYJ	L	1/1	5	44	8.8	22	0	69	99%		
Oct 22	Mia	W	1/1	4	49	12.3	25	0	69	96%		
Oct 29	at Was	W	1/1	7	99	14.1	38t	1	61	97%		
Nov 5	Dal	W	1/1	3	51	17.0	29t	1	58	94%		
Nov 20	at KC	W	1/1	6	99	16.5	41	0	53	95%		
Nov 26	Buf	W	1/1	7	106	15.1	33	1	65	98%		
Dec 3	SF	L	1/1	9	96	10.7	21	1	72	100%		
Dec 10	at Dal	L	1/1	5	73	14.6	30	0	52	95%		
Dec 18	at Sea	L	1/1	5	50	10.0	17	0	66	96%		
Dec 25	NYG	W	1/1	4	79	19.8	36t	1	70	93%		
Dec 31	Ari	L	1/1	3	30	10.0	17	0	43	88%		
Jan 7	at NYG	L	0/0	INACTIVE								
Totals			16/16	81	1,066	13.2	63t	7	1,043	91%		
PLAYOFFS												
Jan 15	at TB	L	1/1	8	148	18.5	55	0	57	97%		
Totals			1/1	8	148	18.5	55	0	57	97%		



MOST RECEIVING YARDS		
Date	Opponent	Yds
9/25/22	at Washington Commanders (W, 24-8)	169
1/15/24	at Tampa Bay Buccaneers (NFCW) (L, 9-32)	148
9/14/23	vs. Minnesota Vikings (W, 34-28)	131
12/18/22	at Chicago Bears (W, 25-20)	126
10/3/21	vs. Kansas City Chiefs (L, 30-42)	122
11/7/21	vs. Los Angeles Chargers (L, 24-27)	116
1/1/23	vs. New Orleans Saints (L, 10-20)	115
12/24/22	at Dallas Cowboys (L, 34-40)	113
11/26/23	vs. Buffalo Bills (W, 37-34)	106
12/4/22	vs. Tennessee Titans (W, 35-10)	102

MULTI-TOUCHDOWN GAMES		
Date	Opponent	TD
12/24/22	at Dallas Cowboys (L, 34-40)	2
11/14/21	at Denver Broncos (W, 30-13)	2

- ▶ Hauled in 7 receptions for 106 yards (15.1 avg.) in the 37-34 win vs. Buffalo (11/26/23) ... Caught a 15-yard TD in the fourth quarter to trim the Eagles' deficit during the come-from-behind OT victory
- ▶ Led the Eagles with 99 yards on 6 receptions (16.5 avg.) in the 21-17, fourth-quarter comeback at Kansas City (11/20/23) ... Caught a 41-yard pass during the fourth quarter that set up for a 1-yard rushing TD by **Jalen Hurts** that gave the Eagles a lead they did not surrender
- ▶ Produced 131 yards and 1 TD on 4 receptions (32.8 avg.) in the 34-28 win vs. Minnesota (9/14/23) ... Posted a 54-yard catch on the Eagles' opening drive and secured a 63-yard TD pass from **Jalen Hurts** in the third quarter ... Became the first Eagle with multiple 50+ yard catches in a game since **DeSean Jackson** on 9/8/19 vs. Washington

COLLEGE HIGHLIGHTS

- ▶ Played collegiately at Alabama (2017-20), where he caught 235 passes for 3,965 yards and 46 TDs in 54 career games ... Finished as the SEC's all-time leader in receiving yards and TDs (5th-most in NCAA history)
- ▶ Voted the 2020 Heisman Trophy winner after leading the NCAA in receptions (117), receiving yards (1,856) and receiving TDs (23) ... Became the first WR to capture the Heisman Trophy since Desmond Howard in 1991 ... Also became just the third player in Crimson Tide history to do so, joining **Derrick Henry** (2015) and **Mark Ingram** (2009)
- ▶ Recognized as the 2020 *Associated Press* Player of the Year (first WR to ever win the award) ... Also honored as the Biletnikoff Award winner (presented to the nation's top receiver), Paul Hornung Award recipient (awarded to the nation's most versatile player), a unanimous first-team All-America selection and SEC Offensive Player of the Year
- ▶ A two-time CFP National Champion (2017 and 2020) ... Selected as the Offensive MVP of the 2021 CFP National Championship Game after posting 12 receptions for 215 yards (17.9 avg.) and 3 TDs in the first half, shattering seven school, conference and CFP records

TRANSACTIONS

- ▶ **2021** - Drafted by PHI in 1st round (10th overall) ... **4/15/24** - 5th-year option exercised by PHI ... Agreed to terms with PHI on 3-year contract extension



NOLAN SMITH

OUTSIDE LINEBACKER | 3



Height: 6-2 Weight: 238 DOB: Jan. 18, 2001 (Age 23)
 NFL Experience: 2nd Year (2nd with Eagles) Draft: D1b-23 (30th overall) by PHI
 College: Georgia Hometown (HS): Savannah, GA (IMG Academy - Bradenton, FL)

CAREER STATISTICS

Year	Team	GP/S	TACKLES				PASS RUSH			INTERCEPTIONS					FUMBLES		DEF SNAPS	
			Total	Solo	Asst	TFL	Sacks	QBH	QBP	Int	Yds	Lg	TD	PD	FF	FR	No	Pct
2023	Philadelphia	17/0	13	6	7	1	1.0	3	5	0	0	--	0	0	0	0	188	16%
Totals		17/0	13	6	7	1	1.0	3	5	0	0	--	0	0	0	0	---	---

PLAYOFFS

2023	Philadelphia	1/0	4	1	3	0	0.5	1	1	0	0	--	0	0	0	0	16	23%
Totals		1/0	4	1	3	0	0.5	1	1	0	0	--	0	0	0	0	---	---

ADDITIONAL STATISTICS

Special Teams Tackles: 5 - 2023 (5)

CAREER HIGHS

Tackles	3	12/18/23 at Sea.
Sacks	1.0	10/22/23 vs. Mia.
INTs	--	---
PDs	--	---
FFs	--	---
FRs	--	---

Nickname: Young Nolan ... **Hobbies:** Loves fishing, considers himself a "big country boy" ... Wants to catch some small mount fish in the area ... Has always wanted to catch a Goliath Grouper ... **If he could play another sport:** Would play catcher or center field in the MLB ... **Favorite sports moments:** Winning back-to-back CFP Championships at Georgia ... **Favorite TV shows:** *Yellowstone* and *Game of Thrones*



BIRDSEED

- ▶ Was roommates with **Nakobe Dean** at Georgia
- ▶ Wears No. 3 as a tribute to his mother, Chakeima Bigham ... Chakeima also wore the number playing high school sports in Savannah, GA
- ▶ Posted historic figures at the 2023 NFL Combine, including a 4.39 40-yard dash and a 41.5-inch vertical ... Each of those led all DL at the Combine ... Became the heaviest player in Combine history to log a sub-4.4 40-yard dash along with a 40+ inch vertical
- ▶ A strong believer in making an impact in the community, organized an annual youth football camp called "Pups Day Out" in his hometown ... The event provided hands-on training of technique for children to develop as football players while gaining valuable life lessons
- ▶ Prepped at Calvary Day School (Savannah, GA) before transferring to IMG Academy (Bradenton, FL) for his final two years of high school ... Rated a top-five player nationally across recruiting platforms

CAREER HIGHLIGHTS

- ▶ Drafted by Philadelphia with the 30th-overall pick in 2023

2023 SEASON - EAGLES

- ▶ Saw action in all 17 games during his rookie campaign ... Recorded 13 tackles (6 solo) with 5 pressures, 3 QB hits, 1.0 sack and 1 TFL in 188 defensive snaps ... Also produced 5 special teams tackles
- ▶ Registered his first career sack against Dolphins QB **Tua Tagovailoa** in the second quarter of the 31-17 win vs. Miami (10/22/23)

COLLEGE HIGHLIGHTS

- ▶ A two-time CFP National Champion (2021, '22) at Georgia (2019-22) ... During his Bulldogs career, registered 114 tackles (66 solo), 21 TFLs, 11.5 sacks, 4 PDs, 3 FFs, 1 FR and 1 INT in 36 games (22 starts)
- ▶ As a senior in 2022, led Georgia with 16 hurries through eight games (all starts) before sustaining a season-ending injury ... Finished with 18 tackles (14 solo), 7 TFLs, 3.0 sacks and 1 PD ... Named to preseason watch lists for the Outland Trophy (nation's top interior lineman) and Bronko Nagurski Trophy (nation's top defender) ... Additionally was a second-team preseason All-America selection by *Athlon Sports*



2023 GAME-BY-GAME STATISTICS (PHI)												
Date	Opp		GP/S	Tot	Solo	Sk	Int	PD	FF	FR	Snaps	Pct
Sep 10	at NE	W	1/0	0	0	0.0	0	0	0	0	7	9%
Sep 14	Min	W	1/0	0	0	0.0	0	0	0	0	6	10%
Sep 25	at TB	W	1/0	0	0	0.0	0	0	0	0	6	13%
Oct 1	Was	W	1/0	0	0	0.0	0	0	0	0	9	12%
Oct 8	at LAR	W	1/0	1	0	0.0	0	0	0	0	8	14%
Oct 15	at NYJ	L	1/0	0	0	0.0	0	0	0	0	3	5%
Oct 22	Mia	W	1/0	1	1	1.0	0	0	0	0	4	8%
Oct 29	at Was	W	1/0	2	2	0.0	0	0	0	0	4	6%
Nov 5	Dal	W	1/0	0	0	0.0	0	0	0	0	9	12%
Nov 20	at KC	W	1/0	0	0	0.0	0	0	0	0	5	6%
Nov 26	Buf	W	1/0	0	0	0.0	0	0	0	0	11	12%
Dec 3	SF	L	1/0	1	0	0.0	0	0	0	0	11	19%
Dec 10	at Dal	L	1/0	0	0	0.0	0	0	0	0	21	26%
Dec 18	at Sea	L	1/0	3	2	0.0	0	0	0	0	9	15%
Dec 25	NYG	W	1/0	2	1	0.0	0	0	0	0	17	27%
Dec 31	Ari	L	1/0	2	0	0.0	0	0	0	0	17	22%
Jan 7	at NYG	L	1/0	1	0	0.0	0	0	0	0	41	61%
Totals			17/0	13	6	1.0	0	0	0	0	188	16%
PLAYOFFS												
Jan 15	at TB	L	1/0	4	1	0.0	0	0	0	0	16	23%
Totals			1/0	4	1	0.0	0	0	0	0	16	23%



► Totaled 56 tackles (31 solo), 9 TFLs, 3.5 sacks, 3 FFs, 2 PDs and 1 FR over 14 games (all starts) during his junior campaign in 2021 ... Earned SEC Co-Defensive Player of the Week twice, including when he produced a FF, FR and INT in that span of 39 seconds vs. Florida

TRANSACTIONS

► **2023** - Drafted by PHI in 1st round (30th overall)



TYLER STEEN

GUARD/TACKLE | 56



Height: 6-6 Weight: 321 DOB: June. 24, 2000 (Age 24)
 NFL Experience: 2nd Year (2nd with Eagles) Draft: D3a-23 (65th overall) by PHI
 College: Alabama Hometown (HS): Miami, FL (St. Thomas Aquinas)

CAREER STATISTICS

Year	Team	GP/S	STARTS				OFF SNAPS	
			LT	LG	RG	RT	No	Pct
2023	Philadelphia	11/1	0	0	1	0	71	6%
Totals		11/1	0	0	1	0	---	---

PLAYOFFS

2023	Philadelphia	0/0	0	0	0	0	0	0%
Totals		0/0	0	0	0	0	---	---

ADDITIONAL STATISTICS

Fumble Recoveries: 1 - 2023 (1)

BIRDSEED

- ▶ Comes from a family with a strong military background ... His grandfather, Sgt. Rodney M. Davis, was posthumously honored with the Medal of Honor after jumping on a grenade to save his fellow soldiers during the Vietnam War ... Steen takes great pride in knowing his grandfather sacrificed his life for his country at age 25 ... His father, Daris Steen, is a retired Marine who instilled great values in him growing up
- ▶ His father played football at LSU and also coached him when he was younger ... His brother, Blake, currently plays guard at Virginia
- ▶ Prepped at St. Thomas Aquinas (FL) High School, which produced the most NFL Draft selections in the country from 2013-23
- ▶ Has experience playing on the defensive side of the ball ... Started his Vanderbilt career as a DL before transitioning full-time to OL

CAREER HIGHLIGHTS

- ▶ Selected by the Eagles in the 3rd round (65th overall) of the 2023 NFL Draft ... Appeared in 11 games (one start) in his debut season

2023 SEASON - EAGLES

- ▶ Saw action in 11 games (one start) as a rookie ... Made his first career start at RG in the 28-23 victory vs. Dallas (11/5/23)

COLLEGE HIGHLIGHTS

- ▶ Played five seasons in the collegiate ranks, including stints at Alabama (2022) and Vanderbilt (2018-21) ... Started his final 46 games with the Crimson Tide and Commodores, appearing at both OT positions
- ▶ During his redshirt senior season at Alabama in 2022, garnered second-team All-SEC honors after earning the Crimson Tide's starting LT job ... Started all 13 games and totaled 25 knockdown blocks while protecting the nation's No. 4 scoring offense (41.1 ppg) ... Appeared in 38 contests (33 starts) over his four-year career at Vanderbilt

TRANSACTIONS

- ▶ **2023** - Drafted by PHI in 3rd round (65th overall)



Hobbies: Watching movies and playing video games ... **Surprisingly good at:** Sudoku ... **If he could have a career outside of sports:** Music label producer or owner ... **Favorite sports moment:** Winning the 2022 Sugar Bowl while at Alabama ... **Favorite TV show:** *The Office*



SHON STEPHENS

CORNERBACK | 41



Height: 5-9 Weight: 180 DOB: Dec. 15, 1998 (Age 25)
 NFL Experience: Rookie (1st with Eagles) Draft: UDFA-24 by PHI
 College: Ferris State Hometown (HS): Bakersfield, CA (Ridgeview)

COLLEGE STATISTICS

Year	School	GP	TACKLES				PASS RUSH			INTERCEPTIONS					FUMBLES		DEF SNAPS	
			Total	Solo	Asst	TFL	Sacks	QBH	QBP	Int	Yds	Lg	TD	PD	FF	FR	No	Pct
2017	Bakersfield	3	6	4	2	0.5	0.0	---	---	0	0	--	0	0	0	0	---	---
2018	Bakersfield	10	28	24	4	1	0.0	---	---	0	0	--	0	0	0	0	---	---
2022	West Liberty	11	37	34	3	3	0.0	---	---	8	148	52	2	14	0	0	---	---
2023	Ferris State	11	25	19	6	1.5	0.0	---	---	8	63	17	1	12	0	0	---	---
Totals		35	96	81	15	6.0	0.0	---	---	16	211	52	3	26	0	0	---	---

ADDITIONAL STATISTICS

Kickoff Returns: 30-651 - 2022 (30-651), 2023 (2-137) **Kickoff Return TDs:** 1 - 2023 (1) **Punt Returns:** 2-16 - 2022 (2-16)



BIRDSEED

- ▶ Signed by the Eagles during the 2024 offseason after originally participating in the team's rookie minicamp on a tryout basis
- ▶ Is the nephew of former NFL LB **Joey Porter**, who spent 13 seasons in the NFL with Pittsburgh (1999-2006), Miami (2007-09) and Arizona (2010-11) ... His cousin, CB **Joey Porter Jr.**, was also selected by the Steelers in the 2nd round (32nd overall) of the 2023 NFL Draft
- ▶ Started his collegiate career at Bakersfield College (2017-18), a California JUCO, before transferring to Missouri Southern State ... Did not participate in the 2020 season as he stayed home to take care of his mother while she recovered from a heart attack ... Faced a number of eligibility issues following his football hiatus ... After committing to Penn State in a walk-on capacity, was not granted immediate eligibility from the NCAA, so he spent the 2022 campaign at West Liberty (Wheeling, WV), where he earned All-America recognition after ranking 1st in the country with 8 INTs ... Received interest from a handful of Power Five schools and was set to go to Purdue, but was not granted eligibility ... Played his final season at Ferris State (Big Rapids, MI) in 2023

COLLEGE HIGHLIGHTS

- ▶ Spent his collegiate career at Bakersfield College (2017-18), West Liberty (2022) and Ferris State (2023), where he combined for 96 tackles (81 solo), 26 PDs, 16 INTs, 6 TFLs and 3 INT-TDs in 35 contests
- ▶ Garnered Division II All-America accolades and was recognized as a Cliff Harris Award (presented annually to the top defensive player in small college football) finalist while at Ferris State in 2023 ... Ranked T-1st in the Great Lakes Intercollegiate Athletic Conference with a career-high-tying 8 INTs while adding 25 tackles (19 solo) and 12 PDs
- ▶ With West Liberty in 2022, earned Division II All-America honors after tying for the most INTs (8, including 2 TDs) in the country

TRANSACTIONS

- ▶ **2024** - Signed by PHI as UDFA



JOSH SWEAT

OUTSIDE LINEBACKER | 19



Height: 6-5 Weight: 265 DOB: March 29, 1997 (Age 27)
 NFL Experience: 7th Year (7th with Eagles) Draft: D4b-18 (130th overall) by PHI
 College: Florida State Hometown (HS): Chesapeake, VA (Oscar Smith)

PRO BOWL: 2022

CAREER STATISTICS

Year	Team	GP/S	TACKLES				PASS RUSH			INTERCEPTIONS					FUMBLES		DEF SNAPS	
			Total	Solo	Asst	TFL	Sacks	QBH	QBP	Int	Yds	Lg	TD	PD	FF	FR	No	Pct
2018	Philadelphia	9/0	1	1	0	0	0.0	1	3	0	0	--	0	0	0	0	68	7%
2019	Philadelphia	16/0	19	14	5	7	4.0	10	27	0	0	--	0	1	0	0	355	34%
2020	Philadelphia	14/3	36	23	13	9	6.0	12	24	0	0	--	0	2	3	0	421	38%
2021	Philadelphia	16/13	45	19	26	7	7.5	13	41	0	0	--	0	4	1	0	655	58%
2022	Philadelphia	16/16	48	31	17	15	11.0	23	47	1	42	42t	1	1	1	0	587	53%
2023	Philadelphia	17/17	43	30	13	7	6.5	23	75	0	0	--	0	1	2	0	828	71%
Totals		88/49	192	118	74	45	35.0	82	217	1	42	42t	1	9	7	0	---	---

PLAYOFFS

2019	Philadelphia	1/0	0	0	0	0	0.0	0	0	0	0	--	0	0	0	0	20	31%
2021	Philadelphia	0/0	0	0	0	0	0.0	0	0	0	0	--	0	0	0	0	0	0%
2022	Philadelphia	3/3	7	4	3	1	1.5	4	8	0	0	--	0	0	1	0	108	71%
2023	Philadelphia	1/1	4	3	1	1	1.0	1	3	0	0	--	0	0	0	0	47	67%
Totals		5/4	11	7	4	2	2.5	5	11	0	0	--	0	0	1	0	---	---

ADDITIONAL STATISTICS

Special Teams Tackles: 4 - 2019 (2), 2020 (2)

CAREER HIGHS

Tackles	6	6x, last: 12/31/23 vs. Ari.
Sacks	2.0	5x, last: 10/22/23 vs. Mia.
INTs	1	12/24/22 at Dal.
PDs	2	1/2/22 at Was.
FFs	1	7x, last: 10/08/23 at LAR
FRs	--	---



BIRDSEED

- ▶ Builds computers from scratch in his spare time ... Views computers as art and constructs homemade PCs as a form of his own expression ... His passion for computers began in high school and he has built 20+ computers over the last decade, with each one more improved and differently designed than the previous ... Taught himself how to build computers by watching countless hours of YouTube tutorials

CAREER HIGHLIGHTS

- ▶ Contributed to an Eagles defense that helped the team advance to Super Bowl LVII in 2022 ... Registered a career-high 11.0 sacks
- ▶ Named to his first **Pro Bowl** following the 2021 campaign

NOTES TO KNOW

- ▶ Leads the Eagles with 35.0 sacks since 2019

2023 SEASON - EAGLES

- ▶ Started all 17 regular-season games and played in a career-high 828 defensive snaps ... Finished with a career-high 75 pressures while producing 43 tackles (30 solo), 23 QB hits, 7 TFLs, 6.5 sacks and 2 FFs
- ▶ Sacked QB **Dak Prescott** with 23 seconds left in the fourth quarter to stymie the Cowboys' comeback effort in the win vs. Dallas (11/5/23)
- ▶ Recorded a career-high-tying 2.0 sacks in the 31-17 victory vs. Miami (10/22/23) ... Generated a key takedown against Dolphins QB **Tua Tagovailoa** in the fourth quarter to help seal Philadelphia's win



2023 GAME-BY-GAME STATISTICS (PHI)

Date	Opp	GP/S	Tot	Solo	Sk	Int	PD	FF	FR	Snaps	Pct	
Sep 10	at NE	W	1/1	2	0	0.5	0	1	0	0	59	74%
Sep 14	Min	W	1/1	1	1	1.0	0	0	1	0	40	69%
Sep 25	at TB	W	1/1	4	3	0.0	0	0	0	0	32	68%
Oct 1	Was	W	1/1	5	3	1.0	0	0	0	0	52	67%
Oct 8	at LAR	W	1/1	3	3	0.0	0	0	1	0	40	71%
Oct 15	at NYJ	L	1/1	2	2	1.0	0	0	0	0	49	75%
Oct 22	Mia	W	1/1	2	2	2.0	0	0	0	0	38	76%
Oct 29	at Was	W	1/1	1	0	0.0	0	0	0	0	61	85%
Nov 5	Dal	W	1/1	4	2	1.0	0	0	0	0	63	84%
Nov 20	at KC	W	1/1	4	2	0.0	0	0	0	0	67	85%
Nov 26	Buf	W	1/1	2	2	0.0	0	0	0	0	81	85%
Dec 3	SF	L	1/1	2	1	0.0	0	0	0	0	41	69%
Dec 10	at Dal	L	1/1	3	3	0.0	0	0	0	0	53	65%
Dec 18	at Sea	L	1/1	1	1	0.0	0	0	0	0	46	75%
Dec 25	NYG	W	1/1	1	1	0.0	0	0	0	0	49	78%
Dec 31	Ari	L	1/1	6	4	0.0	0	0	0	0	45	59%
Jan 7	at NYG	L	1/1	0	0	0.0	0	0	0	0	12	18%
Totals			17/17	43	30	6.5	0	1	2	0	828	71%

PLAYOFFS

Jan 15	at TB	L	1/1	4	3	1.0	0	0	0	0	47	67%
Totals			1/1	4	3	1.0	0	0	0	0	47	67%



MULTI-SACK GAMES

Date	Opponent	Sacks
10/22/23	vs. Miami Dolphins (W, 31-17)	2.0
12/18/22	at Chicago Bears (W, 25-20)	2.0
12/4/22	vs. Tennessee Titans (W, 35-10)	2.0
10/31/21	at Detroit Lions (W, 44-6)	2.0
12/13/20	vs. New Orleans Saints (W, 24-21)	2.0
1/21/23	vs. New York Giants (W, 38-7) (NFC Div.)	1.5
12/24/22	at Dallas Cowboys (L, 34-40)	1.5
9/25/22	at Washington Commanders (W, 24-8)	1.5
1/2/22	at Washington (W, 20-16)	1.5
12/5/21	at New York Jets (W, 33-18)	1.5

Bucket list: Learn to snowboard ... **If he could play another sport, what position:** Soccer goalie ... **Players he models his game after:** Von Miller and Jadeveon Clowney ... **Favorite athletes growing up:** Jared Allen and Clay Matthews ... **Favorite movie:** *Monsters, Inc.* ... **Favorite throwback jersey:** 1929 Green Bay Packers jersey ... **Favorite quote:** "Just because you are right doesn't mean you are correct."

- ▶ Registered a career-high 9 pressures with 5 tackles and 1.0 sack in the 34-31 OT victory vs. Washington (10/1/23) ... His 9 pressures were the most by an Eagle since **Fletcher Cox** on 10/12/17 at Carolina (10)
- ▶ Totaled a career-high 5 QB hits with 1.0 sack and 1 FF in the 34-28 win vs. Minnesota (9/14/23) ... Strip-sacked Vikings QB **Kirk Cousins** (recovered by **Fletcher Cox**) on Minnesota's second play from scrimmage in the second half to set up an Eagles TD drive on the next series

COLLEGE HIGHLIGHTS

- ▶ Played three seasons at Florida State (2015-17), compiling 138 tackles (77 solo), 29 TFLs, 14.5 sacks, 3 FRs and 1 FF in 37 career games
- ▶ Named to the Bronko Nagurski Award watch list and led Florida State with 5.5 sacks as a junior ... Also recorded a career-high 56 tackles
- ▶ Produced a career-high 7.0 sacks as a sophomore in 2016 ... Contributed to a Florida State defensive unit that led the nation in sacks per game (3.92) while ranking 2nd overall in total sacks (51.0)
- ▶ Despite a significant knee injury he sustained as a high school senior, played all 13 games in 2015 and earned Freshman All-America honorable mention ... Registered 41 tackles, 3 FRs, 2.0 sacks and 1 INT

TRANSACTIONS

- ▶ **2018** - Drafted by PHI in 4th round (130th overall) ... **12/11/18** - Placed on Reserve/Injured ... **12/26/20** - Placed on Reserve/Injured ... **9/18/21** - Signed by PHI to 3-year contract extension



BRETT TOTH

TACKLE/GUARD | 64

(pronounced TOETH)

Height: 6-6 Weight: 304 DOB: Sept. 1, 1996 (Age 27)
 NFL Experience: 6th Year (5th with Eagles) Draft: UDFA-19 by PHI Acquired: FA-23
 College: Army Hometown (HS): Charleston, SC (West Ashley)



CAREER STATISTICS

Year	Team	GP/S	STARTS				OFF SNAPS	
			LT	LG	RG	RT	No	Pct
2019	Arizona	0/0	0	0	0	0	0	0%
2020	Philadelphia	6/1	0	0	0	1	94	8%
2021	Philadelphia	11/0	0	0	0	0	53	5%
2023	Carolina	3/1	0	0	1	0	74	6%
Totals		20/2	0	0	1	1	---	---

First job: "Bus boy at a Southern cooking buffet, and it was terrible."
 ... **Bucket list:** Seeing the Northern lights with his wife, who used to live in Alaska ... **Desired talent:** Ability to sing or play an instrument...
Favorite movies: *Gladiator* and *Cinderella Man* ... **Favorite TV show:** *Band of Brothers* ... **If he could be a fly on the wall for a moment in history:** "A presidential inauguration, because you know there's national secrets. Kind of gets you thinking, almost like *National Treasure*..."
Food that he couldn't live without: "My favorite, 100 percent, is shrimp and grits, but I couldn't do without sushi. There are just so many different assortments of sushi. Endless possibilities."



BIRDSEED

- ▶ A first lieutenant in the U.S. Army who received a waiver to pursue an NFL career while serving as an active-duty soldier ... In the offseason, works as an instructor at Temple's ROTC program in Philadelphia
- ▶ Earned a degree in nuclear engineering ... Returned to a career in the military after serving as a graduate assistant for the Black Knights in 2018, taking a Basic Officer Leadership Course at Fort Leonard Wood in Missouri ... As an engineer officer, learned about demolition, project management and construction ... Earned a platoon leader role with the 3rd Chemical Brigade doing Basic Combat Training
- ▶ Followed in the footsteps of numerous family members who served their country, including his father, Douglas, who is a Navy veteran ... His wife, Thereasa, was previously stationed in Korea
- ▶ Has supported Legacies Alive through the NFL's *My Cause My Cleats* initiative ... The foundation, which was created by combat veterans, is focused on strengthening and supporting Gold Star families

CAREER HIGHLIGHTS

- ▶ Entered the NFL as a UDFA with the Eagles in 2019 ... Has held stints with Philadelphia (2019, '20-24), Arizona (2019) and Carolina (2023) ... Has played in 20 games with one start at RT and one start at RG

2023 SEASON - PANTHERS & EAGLES

- ▶ Spent time on Carolina's active roster, seeing action in three contests (one start) ... Also contributed to Philadelphia's practice squad

COLLEGE HIGHLIGHTS

- ▶ Played collegiately at Army, where he was a two-year starter at tackle ... Appeared in 31 games (28 starts) ... Started all 26 games (25 at RT) over his final two seasons with the Black Knights
- ▶ Ranked by *Pro Football Focus* as the nation's 5th-best run-blocking tackle in 2017 ... Invited to the Senior Bowl, becoming the first Army player to earn that honor ... Helped the Black Knights to the top rushing offense (4,710 yards) in the country during his senior season

TRANSACTIONS

- ▶ **2019** - Signed by PHI as UDFA ... **8/31/19** - Waived by PHI ... **9/1/19** - Claimed off waivers by ARI ... **10/19/19** - Placed on Reserve/Non-Football Injury ... **9/4/20** - Waived/injured by ARI ... **10/7/20** - Claimed off waivers by PHI ... **11/2/21** - Waived by PHI ... **11/4/21** - Signed by PHI to practice squad ... **11/30/21** - Signed by PHI from practice squad to active roster ... **1/10/22** - Placed on Reserve/Injured ... **7/27/22** - Placed on Active/Physically Unable to Perform ... **8/23/22** - Placed on Reserve/Physically Unable to Perform ... **3/9/23** - Released by PHI ... **3/13/23** - Agreed to terms with PHI on 1-year contract ... **8/29/23** - Released by PHI ... **8/30/23** - Signed by PHI to practice squad ... **10/24/23** - Signed by CAR to active roster from PHI practice squad ... **12/4/23** - Released by CAR ... **12/7/23** - Signed by PHI to practice squad ... **1/18/24** - Signed by PHI to reserve/future contract



JEREMIAH TROTTER JR.

LINEBACKER | 54



Height: 6-0 Weight: 225 DOB: Dec. 24, 2002 (Age 21)
 NFL Experience: Rookie (1st with Eagles) Draft: D5b-24 (155th overall) by PHI
 College: Clemson Hometown (HS): Philadelphia, PA (St. Joseph's Prep)

COLLEGE STATISTICS

Year	School	GP/S	TACKLES				PASS RUSH			INTERCEPTIONS					FUMBLES		DEF SNAPS	
			Total	Solo	Asst	TFL	Sacks	QBH	QBP	Int	Yds	Lg	TD	PD	FF	FR	No	Pct
2021	Clemson	13/0	22	14	8	1.0	1.0	---	---	0	0	--	0	0	0	0	---	---
2022	Clemson	14/14	92	74	18	13.5	6.5	---	---	2	35	35t	1	6	1	0	---	---
2023	Clemson	12/12	88	54	34	15.0	5.5	---	---	2	28	28t	1	6	2	0	---	---
Totals		39/26	202	142	60	29.5	13.0	---	---	4	63	35t	2	12	3	0	---	---

Nicknames: Trot, J, or Axe Man Jr. ... **Hobbies:** Play video games, golf, watch movies (favorites are Marvel movies)... **Surprisingly good at:** Video games ... **Feels like he's close to professional-level gaming...** If he could play another sport, what position/team: Point guard, Philadelphia 76ers ... **If he could have a career outside of sports:** Real estate ... **If he could witness any sports moment:** Seeing the Cavaliers win the 2016 NBA Finals ... **Favorite TV show:** *Naruto* ... **Favorite music/artists:** Gospel and R&B; Kirk Franklin, Rod Wave, Shakira



BIRDSEED

- ▶ Is the oldest son of Eagles Hall of Famer **Jeremiah Trotter**, who is remembered by fans as the "Axe Man" ... Trotter was selected by Philadelphia in the 3rd round (72nd overall) of the 1998 NFL Draft and went on to play 12 seasons, including eight years with the Eagles (1998-2001, 2004-06, 2009) ... Trotter finished his NFL career with 903 tackles (716 solo), 51 PDs, 12.5 sacks, 10 FFs, 9 INTs and 3 FRs in 147 games
- ▶ Honors his late mother, Tammi, who passed away after a battle with breast cancer in February 2023, through the way he carries himself on and off the field ... Playing in the NFL was always a dream of his, but it was a dream of his mother's too ... During her treatment, she would text him to share scripture and would call him to offer her support
- ▶ His brother, Josiah Trotter, currently plays LB at West Virginia
- ▶ Attended St. Joseph's Prep in Philadelphia, where he helped lead the team to a No. 3 national ranking and won back-to-back 6A state championships ... Rated as the nation's No. 1 LB in his recruiting class

COLLEGE HIGHLIGHTS

- ▶ Played collegiately at Clemson (2021-23), where he combined for 202 tackles (142 solo), 29.5 TFLs, 13.0 sacks, 12 PDs, 4 INTs, 3 FFs and 2 INT-TDs in 39 career games (26 starts) ... Became the first Clemson LB to earn multiple All-America accolades since the 2000 campaign
- ▶ Earned first-team All-America honors from ESPN and *Sports Illustrated* and first-team All-ACC recognition while being named a Butkus Award (nation's top LB) finalist in 2023 ... Became just the sixth Tiger to earn finalist status for the award ... Finished the season with a team-high 88 tackles, 15 TFLs, 6 PDs, 5.5 sacks, 2 FFs and 2 INTs (1 TD)
- ▶ Started all 14 games during his sophomore campaign in 2022, totaling 92 tackles (74 solo), 13.5 TFLs, 6.5 sacks, 6 PDs, 2 INTs, 1 FF and 1 INT-TD ... Voted a second-team All-American by the *Associated Press* and helped the Tigers win the ACC Championship

TRANSACTIONS

- ▶ **2024** - Drafted by PHI in 5th round (155th overall) by PHI



MARLON TUIPULOTU

DEFENSIVE TACKLE | 95

(pronounced TOO-ee-poo-LOE-too)

Height: 6-2 Weight: 307 DOB: May 31, 1999 (Age 25)
 NFL Experience: 4th Year (4th with Eagles) Draft: D6a-21 (189th overall) by PHI
 College: USC Hometown (HS): Independence, OR (Central)



CAREER STATISTICS

Year	Team	GP/S	TACKLES				PASS RUSH			INTERCEPTIONS				FUMBLES		DEF SNAPS		
			Total	Solo	Asst	TFL	Sacks	QBH	QBP	Int	Yds	Lg	TD	PD	FF	FR	No	Pct
2021	Philadelphia	5/0	5	1	4	0	0.0	0	1	0	0	--	0	0	0	0	55	5%
2022	Philadelphia	9/1	16	8	8	1	1.0	2	3	0	0	--	0	0	0	1	232	21%
2023	Philadelphia	14/0	22	13	9	3	2.0	2	2	0	0	--	0	0	0	0	162	14%
Totals		28/1	43	22	21	4	3.0	4	6	0	0	--	0	0	0	1	---	---

PLAYOFFS																		
2023	Philadelphia	1/0	0	0	0	0	0.0	0	0	0	0	--	0	0	0	0	17	24%
Totals		1/0	0	0	0	0	0.0	0	0	0	0	--	0	0	0	0	---	---

CAREER HIGHS

Tackles	6	12/10/23 at Dal.
Sacks	1.0	3x, last: 1/7/24 at NYG
INTs	--	---
PDs	--	---
FFs	--	---
FRs	1	11/14/22 vs. Was.

Nicknames: Mar and Loni ... **Hobbies:** Playing basketball and video games (*Call of Duty* and *Madden*) ... **First job:** Worked at his father's landscaping business ... **Bucket list:** Visit the island of Tonga, play paintball and go skydiving ... **Desired talent:** Wishes he was better at instruments ... **Family tradition:** The family gets together for any big event (graduation or 21st birthday) and have a big feast ... **Biggest influences:** His parents ... **Favorite meal:** Mac and cheese ... **Favorite athletes growing up:** Kobe Bryant ... **Favorite sports moments:** Making the PAC 12 championship as a senior at USC



BIRDSEED

- ▶ His younger brother, **Tuli Tuipulotu**, was selected by the L.A. Chargers in the 2nd round (54th overall) of the 2023 NFL Draft ... His cousin, **Talanoa Hufanga**, was a 5th-round pick (180th overall) by San Francisco in 2021 ... Tuli and Hufanga were Marlon's teammates at USC ... His cousin, **Fili Moala**, played with the Indianapolis Colts from 2009-14
- ▶ Competed in wrestling in high school and was the top wrestler in Oregon, capturing the state title in the 285-pound division

CAREER HIGHLIGHTS

- ▶ A member of the Eagles' Super Bowl LVII roster in 2022

2023 SEASON - EAGLES

- ▶ Appeared in a career-high 14 regular-season contests ... Finished with 22 tackles (13 solo), 3 TFLs and 2.0 sacks in 162 defensive snaps
- ▶ Brought down Giants QB **Tyrod Taylor** at N.Y. Giants (1/7/24)
- ▶ Sacked Buccaneers QB **Baker Mayfield** during the first quarter of the 25-11 win at Tampa Bay (9/25/23) ... Added 2 tackles with 1 TFL

COLLEGE HIGHLIGHTS

- ▶ Registered 104 tackles (49 solo), 15 TFLs, 8.5 sacks, 3 PDs and 2 FFs in 33 career games (29 starts) at USC (2017-20)
- ▶ Started all six contests in a shortened 2020 season and produced 23 tackles (12 solo), 3.5 TFLs, 2.0 sacks and 1 FF ... Earned first-team All-Pac 12 honors from the *Associated Press*
- ▶ As a sophomore in 2019, started 12 games and posted career highs in tackles (46) and TFLs (6) ... Also logged 3 PDs, 2.0 sacks and 1 FF
- ▶ Recorded a career-high 4.5 sacks during his redshirt freshman season in 2018 ... Added 33 tackles (13 solo) and 5.5 TFLs

TRANSACTIONS

- ▶ **2021** - Drafted by PHI in 6th round (189th overall) ... **1/15/22** - Placed on Reserve/COVID-19 ... **1/19/22** - Activated from Reserve/COVID-19 ... **11/16/22** - Placed on Reserve/Injured



2023 GAME-BY-GAME STATISTICS (PHI)												
Date	Opp		GP/S	Tot	Solo	Sk	Int	PD	FF	FR	Snaps	Pct
Sep 10	at NE	W	1/0	3	2	0.0	0	0	0	0	6	8%
Sep 14	Min	W	1/0	0	0	0.0	0	0	0	0	7	12%
Sep 25	at TB	W	1/0	2	1	1.0	0	0	0	0	8	17%
Oct 1	Was	W	1/0	0	0	0.0	0	0	0	0	11	14%
Oct 8	at LAR	W	0/0	INACTIVE								
Oct 15	at NYJ	L	0/0	INACTIVE								
Oct 22	Mia	W	1/0	0	0	0.0	0	0	0	0	4	8%
Oct 29	at Was	W	1/0	3	2	0.0	0	0	0	0	13	18%
Nov 5	Dal	W	1/0	0	0	0.0	0	0	0	0	3	4%
Nov 20	at KC	W	1/0	1	1	0.0	0	0	0	0	9	11%
Nov 26	Buf	W	1/0	3	2	0.0	0	0	0	0	32	34%
Dec 3	SF	L	1/0	1	0	0.0	0	0	0	0	11	19%
Dec 10	at Dal	L	1/0	6	3	0.0	0	0	0	0	18	22%
Dec 18	at Sea	L	1/0	0	0	0.0	0	0	0	0	5	8%
Dec 25	NYG	W	1/0	0	0	0.0	0	0	0	0	5	8%
Dec 31	Ari	L	0/0	INACTIVE								
Jan 7	at NYG	L	1/0	3	2	1.0	0	0	0	0	30	45%
Totals			14/0	22	13	2.0	0	0	0	0	162	14%
PLAYOFFS												
Jan 15	at TB	L	1/0	0	0	0.0	0	0	0	0	17	24%
Totals			1/0	0	0	0.0	0	0	0	0	---	---





C.J. UZOMAH

TIGHT END | 87

(pronounced yew-ZAH-mah)

Height: 6-6 Weight: 262 DOB: Jan. 14, 1993 (Age 31)

NFL Experience: 10th Year (1st with Eagles) Draft: D5-15 (157th overall) by CIN Acquired: FA-24

College: Auburn Hometown (HS): Suwanee, GA (North Gwinnett)



CAREER STATISTICS

Year	Team	GP/S	RECEIVING					OFF SNAPS	
			Rec	Yds	Avg	Lg	TD	No	Pct
2015	Cincinnati	5/0	1	4	4.0	4	0	48	5%
2016	Cincinnati	10/8	25	234	9.4	54	1	411	38%
2017	Cincinnati	14/4	10	92	9.2	21	1	211	22%
2018	Cincinnati	16/15	43	439	10.2	29	3	839	84%
2019	Cincinnati	16/16	27	242	9.0	36	2	644	58%
2020	Cincinnati	2/2	8	87	10.9	23t	1	96	9%
2021	Cincinnati	16/16	49	493	10.1	55t	5	802	73%
2022	N.Y. Jets	15/13	21	232	11.0	40t	2	525	47%
2023	N.Y. Jets	12/8	8	58	7.3	19	1	239	22%
Totals		106/82	192	1,881	9.8	55t	16	---	---

PLAYOFFS

Year	Team	GP/S	Rec	Yds	Avg	Lg	TD	No	Pct
2015	Cincinnati	1/0	0	0	---	--	0	1	1%
2021	Cincinnati	4/4	15	146	9.7	32	1	156	64%
Totals		5/4	15	146	9.7	32	1	---	---

ADDITIONAL STATISTICS

Fumble Recoveries: 1 - 2021 (1)

CAREER HIGHS

Receptions	7	1/22/22 at Ten. (AFC Div.)
Receiving Yards	95	9/30/21 vs. Jax.
Receiving Long	55t	10/24/21 at Bal.
Receiving TDs	2	3x, last: 12/18/22 vs. Det.

MULTI-TOUCHDOWN GAMES

Date	Opponent	TD
12/18/22	vs. Detroit Lions (L, 17-20)	2
10/24/21	at Baltimore Ravens (W, 41-17)	2
9/30/21	vs. Jacksonville Jaguars (W, 24-21)	2

BIRDSEED

- ▶ Represented the Lutzie 43 Foundation through the NFL's *My Cause My Cleats* campaign ... The foundation was established in memory of his college teammate, Philip Lutzenkirchen, who was killed in a car accident, with a mission to inspire people to make better decisions as drivers
- ▶ As a junior at North Gwinnett (GA) High School, threw for 1,750 yards and ran for 800 yards while scoring 25 TDs (15 passing, 10 rushing)

CAREER HIGHLIGHTS

- ▶ Originally selected by the Bengals in the 5th round (157th overall) of the 2015 NFL Draft ... Spent the first nine years of his NFL career with Cincinnati (2015-21) and N.Y. Jets (2022-23), totaling 1,881 yards and 16 TDs on 192 receptions (9.8 avg.) in 106 contests (82 starts)
- ▶ A member of the 2021 Bengals roster that earned an appearance in Super Bowl LVI ... Started all four playoff contests during the run and registered 146 yards and 1 TD on 15 catches (9.7 avg.)

2023 SEASON - JETS

- ▶ Saw action in 12 games (eight starts) and logged 58 yards on 8 receptions in 239 offensive snaps before suffering a season-ending injury

COLLEGE HIGHLIGHTS

- ▶ Played collegiately at Auburn (2011-14), posting 435 yards and 7 TDs on 29 receptions (15.0 avg.) ... Voted All-SEC in 2013, when Auburn appeared in the BCS National Championship Game vs. Oregon

TRANSACTIONS

- ▶ **2015** - Drafted by CIN in 5th round (157th overall) ... **3/14/19** - Resigned by CIN to 3-year contract ... **9/18/20** - Placed on Reserve/Injured ... **3/17/22** - Signed by NYJ to 3-year contract ... **12/6/23** - Placed on Reserve/Injured ... **3/13/24** - Released by NYJ ... **4/11/24** - Signed by PHI to 1-year contract





2023 GAME-BY-GAME STATISTICS (NYJ)										
Date	Opp		GP/S	Rec	Yds	Avg	Lg	TD	Snaps	Pct
Sep 11	Buf	W	1/1	0	0	---	--	0	30	56%
Sep 17	at Dal	L	1/1	0	0	---	--	0	15	32%
Sep 24	NE	L	1/0	1	9	9.0	9	0	28	44%
Oct 1	KC	L	1/1	1	1	1.0	1t	1	21	36%
Oct 8	at Den	W	1/0	2	12	6.0	7	0	29	45%
Oct 15	Phi	W	1/1	0	0	---	--	0	24	37%
Oct 29	at NYG	W	1/1	1	19	19.0	19	0	30	47%
Nov 6	LAC	L	1/1	2	11	5.5	8	0	28	35%
Nov 12	at LV	L	1/1	1	6	6.0	6	0	23	35%
Nov 19	at Buf	L	1/0	0	0	---	--	0	6	11%
Nov 24	Mia	L	1/0	0	0	---	--	0	3	5%
Dec 3	Atl	L	1/1	0	0	---	--	0	2	3%
Dec 10	Hou	W	0/0	RESERVE/INJURED						
Dec 17	at Mia	L	0/0	RESERVE/INJURED						
Dec 24	Was	W	0/0	RESERVE/INJURED						
Dec 28	at Cle	L	0/0	RESERVE/INJURED						
Jan 7	at NE	W	0/0	RESERVE/INJURED						
Totals			12/8	8	58	7.3	19	1	239	22%





LAEKIN VAKALAH I

TACKLE | 67

(pronounced LAY-kin VAH-kah-LAH-hee)

Height: 6-5 Weight: 320 DOB: Jan. 28, 2003 (Age 21)

NFL Experience: Rookie (1st with Eagles) Draft: UDFA-24

Hometown: Melbourne, Australia




BIRDSEED

- ▶ Entered the NFL having never played a down of football before ... Had not thought about playing football prior to being scouted by Philadelphia's international scout, **Chris Naeole** ... Before that, the closest he had gotten to the game was playing free trials of *Madden* on Xbox
- ▶ Landed on the Eagles' radar after a friend of Naeole's struck up a conversation with Vakalahi's father while his parents were on vacation in Hawaii ... The discussion first centered around the size of Laekin's younger brother, Kobe, who isn't old enough to play, before focusing on Laekin, who was completing a two-year mission service with his church in New Zealand ... Once the mission ended, a workout was scheduled between Laekin and Naeole in Wellington, New Zealand
- ▶ Born in Auckland, New Zealand and raised in Melbourne, Australia ... Prior to the NFL, played junior rugby league in Brisbane, Australia and also competed in basketball during his time in Melbourne

TRANSACTIONS

- ▶ **2024** - Signed by PHI as UDFA



BEN VANSUMEREN

LINEBACKER | 57

(pronounced van-SUE-mer-en)

Height: 6-2 Weight: 231 DOB: May 5, 2000 (Age 24)
 NFL Experience: 2nd Year (2nd with Eagles) Draft: UDFA-23 by PHI
 College: Michigan State Hometown (HS): Bay City, MI (Garber)



CAREER STATISTICS

Year	Team	GP/S	TACKLES				PASS RUSH			INTERCEPTIONS					FUMBLES		DEF SNAPS	
			Total	Solo	Asst	TFL	Sacks	QBH	QBP	Int	Yds	Lg	TD	PD	FF	FR	No	Pct
2023	Philadelphia	9/1	9	3	6	0	0.0	0	0	0	0	--	0	0	0	0	50	4%
Totals		9/1	9	3	6	0	0.0	0	0	0	0	--	0	0	0	0	---	---

PLAYOFFS

2023	Philadelphia	1/0	0	0	0	0	0.0	0	0	0	0	--	0	0	0	0	0	0%
Totals		1/0	0	0	0	0	0.0	0	0	0	0	--	0	0	0	0	---	---

ADDITIONAL STATISTICS

Special Teams Tackles: 4 - 2023 (4) Postseason Special Teams Tackles: 1 - 2023 (1)

CAREER HIGHS

Tackles	6	12/25/23 vs. NYG
Sacks	--	---
INTs	--	---
PDs	--	---
FFs	--	---
FRs	--	---

BIRDSEED

- ▶ Began his collegiate career as a FB, rushing 9 times for 20 yards and 1 TD as a redshirt freshman in 2019 ... Excelled as a receiver and RB at Garber (MI) High School, leading Bay County in receiving three times, including breaking the regular-season state record with 1,259 yards ... Also rushed for 1,053 yards and threw for 279 yards and 4 TDs

CAREER HIGHLIGHTS

- ▶ Entered the league as an undrafted rookie with Philadelphia in 2023 ... Appeared in 230 total snaps (50 defense, 180 special teams)

2023 SEASON - EAGLES

- ▶ Saw action in nine games (one start) during his rookie season, posting 9 tackles (3 solo) ... Also recorded 4 special teams tackles

COLLEGE HIGHLIGHTS

- ▶ Played collegiately at Michigan (2018-20) and Michigan State (2021-22), appearing in a combined 39 career games (13 starts) as a FB, LB and special teams contributor ... Finished with 100 tackles (37 solo), 4 TFLs, 2.0 sacks and 2 PDs while adding 20 yards and 1 TD on 9 carries
- ▶ Started 10 of 11 games for the Spartans in 2022, registering a career-high 81 tackles (27 solo) with 3 TFLs, 2.0 sacks and 2 PDs

TRANSACTIONS

- ▶ **2023** - Signed by PHI as UDFA ... **8/29/23** - Waived by PHI ... **8/30/23** - Signed by PHI to practice squad ... **11/4/23** - Elevated by PHI from practice squad for Week 9 vs. Dallas ... **11/20/23** - Elevated by PHI from practice squad for Week 11 at Kansas City ... **11/27/23** - Elevated by PHI from practice squad for Week 12 vs. Buffalo ... **11/30/23** - Signed by PHI to active roster from practice squad





2023 GAME-BY-GAME STATISTICS (PHI)

Date	Opp	GP/S	Tot	Solo	Sk	Int	PD	FF	FR	Snaps	Pct
Sep 10	at NE	W	---	EAGLES PRACTICE SQUAD							
Sep 14	Min	W	---	EAGLES PRACTICE SQUAD							
Sep 25	at TB	W	---	EAGLES PRACTICE SQUAD							
Oct 1	Was	W	---	EAGLES PRACTICE SQUAD							
Oct 8	at LAR	W	---	EAGLES PRACTICE SQUAD							
Oct 15	at NYJ	L	---	EAGLES PRACTICE SQUAD							
Oct 22	Mia	W	---	EAGLES PRACTICE SQUAD							
Oct 29	at Was	W	---	EAGLES PRACTICE SQUAD							
Nov 5	Dal	W	1/0	0	0	0.0	0	0	0	0	0%
Nov 20	at KC	W	1/0	0	0	0.0	0	0	0	0	0%
Nov 26	Buf	W	1/0	0	0	0.0	0	0	0	0	0%
Dec 3	SF	L	1/0	0	0	0.0	0	0	0	0	0%
Dec 10	at Dal	L	1/0	0	0	0.0	0	0	0	0	0%
Dec 18	at Sea	L	1/0	0	0	0.0	0	0	0	0	0%
Dec 25	NYG	W	1/1	6	2	0.0	0	0	0	36	57%
Dec 31	Ari	L	1/0	3	1	0.0	0	0	0	14	18%
Jan 7	at NYG	L	1/0	0	0	0.0	0	0	0	0	0%
Totals			9/1	9	3	0.0	0	0	0	50	4%
PLAYOFFS											
Jan 15	at TB		1/0	0	0	0.0	0	0	0	0	0%
Totals			1/0	0	0	0.0	0	0	0	0	0%





AUSTIN WATKINS

WIDE RECEIVER | 41



Height: 6-3 Weight: 210 DOB: Feb. 16, 1998 (Age 26)
 NFL Experience: 1st Year (1st with Eagles) Draft: UDFA-21 by SF Acquired: FA-24
 College: UAB Hometown (HS): Fort Myers, FL (North Fort Myers)

CAREER STATISTICS

Year	Team	GP/S	RECEIVING					OFF SNAPS	
			Rec	Yds	Avg	Lg	TD	No	Pct
2023	Cleveland	0/0	0	0	---	--	0	0	0%
Totals		0/0	0	0	---	--	0	---	---

CAREER HIGHS

Receptions	--	---
Receiving Yards	--	---
Receiving Long	--	---
Receiving TDs	--	---



BIRDSEED

- ▶ Cousins with former NFL players **Sammy Watkins** and **Jaylen Watkins** ... Sammy was a standout WR who was selected by Buffalo with the 4th-overall pick in the 2014 NFL Draft and played nine years with the Bills, Rams, Chiefs, Ravens and Packers ... Jaylen originally entered the league as a 4th-round safety (101st overall) with Philadelphia and went on to compete in seven seasons with the Eagles and Chargers

CAREER HIGHLIGHTS

- ▶ Entered the NFL as an undrafted rookie with the 49ers in 2021 ... Spent time in San Francisco (2021), Tampa Bay (2022) and Cleveland (2023) before joining Philadelphia (2024) on a reserve/future contract
- ▶ Between stints with the Buccaneers and Browns, played for the CFL's Saskatchewan Roughriders (2022) as well as the USFL's Memphis Showboats (2023) and Birmingham Stallions (2023)

2023 SEASON - BROWNS

- ▶ Spent the majority of the season on Cleveland's practice squad ... Was elevated to the active roster for Week 10 at Baltimore

COLLEGE HIGHLIGHTS

- ▶ Played collegiately at UAB (2018-20), where he posted 1,642 yards and 9 TDs on 98 receptions (16.7 avg.) ... Finished his UAB career with the 7th-most receiving yards and 8th-most receptions in school history ... Earned multiple All-Conference USA honors and was selected to the Reese's Senior Bowl in 2020 (first UAB player to do so since 2012)
- ▶ Recorded 57 catches for 1,092 yards (19.1 avg.) and 6 TDs in 2019 ... Became the third receiver in school history to reach 1,000+ yards
- ▶ Transferred to UAB from Dodge City Community College (2016-17), where he tallied 706 yards and 5 TDs on 62 receptions in 19 starts

TRANSACTIONS

- ▶ **2021** - Signed by SF as UDFA ... **8/18/21** - Placed on Reserve/Injured ... **8/25/21** - Waived by SF ... **11/3/21** - Signed by SF to practice squad ... **11/23/21** - Released by SF from practice squad ... **1/31/22** - Signed by TB to reserve/future contract ... **5/16/22** - Waived by TB ... **7/22/23** - Signed by CLE ... **8/29/23** - Waived by CLE ... **8/30/23** - Signed by CLE to practice squad ... **11/11/23** - Elevated by CLE from practice squad for Week 10 at Baltimore ... **1/18/24** - Signed by PHI to reserve/future contract



2023 GAME-BY-GAME STATISTICS (CLE)

Date	Opp	GP/S	Rec	Yds	Avg	Lg	TD	Snaps	Pct	
Sep 10	Cin	W	---	BROWNS PRACTICE SQUAD						
Sep 18	at Pit	L	---	BROWNS PRACTICE SQUAD						
Sep 24	Ten	W	---	BROWNS PRACTICE SQUAD						
Oct 1	Bal	L	---	BROWNS PRACTICE SQUAD						
Oct 15	SF	W	---	BROWNS PRACTICE SQUAD						
Oct 22	at Ind	W	---	BROWNS PRACTICE SQUAD						
Oct 29	at Sea	L	---	BROWNS PRACTICE SQUAD						
Nov 5	Ari	W	---	BROWNS PRACTICE SQUAD						
Nov 12	at Bal	W	0/0	DID NOT PLAY						
Nov 19	Pit	W	---	BROWNS PRACTICE SQUAD						
Nov 26	at Den	L	---	BROWNS PRACTICE SQUAD						
Dec 3	at LAR	L	---	BROWNS PRACTICE SQUAD						
Dec 10	Jax	W	---	BROWNS PRACTICE SQUAD						
Dec 17	Chi	W	---	BROWNS PRACTICE SQUAD						
Dec 24	at Hou	W	---	BROWNS PRACTICE SQUAD						
Dec 28	NYJ	W	---	BROWNS PRACTICE SQUAD						
Jan 7	at Cin	L	---	BROWNS PRACTICE SQUAD						
Totals			0/0	0	0	---	--	0	0	0%





DEVIN WHITE

LINEBACKER | 45



Height: 6-0 Weight: 237 DOB: Feb. 17, 1998 (Age 26)
 NFL Experience: 6th Year (1st with Eagles) Draft: D1-19 (5th overall) by TB Acquired: FA-TB-24
 College: LSU Hometown (HS): Springhill, LA (North Webster)

SUPER BOWL CHAMPION: 2021 (LV) ALL-PRO: 2020 PRO BOWL: 2021 ALL-ROOKIE: 2019

CAREER STATISTICS

Year	Team	GP/S	TACKLES				PASS RUSH			INTERCEPTIONS					FUMBLES		DEF SNAPS	
			Total	Solo	Asst	TFL	Sacks	QBH	QBP	Int	Yds	Lg	TD	PD	FF	FR	No	Pct
2019	Tampa Bay	13/13	91	58	33	4	2.5	5	7	1	5	5	0	3	3	4	826	73%
2020	Tampa Bay	15/15	140	97	43	15	9.0	16	22	0	0	--	0	4	1	1	991	93%
2021	Tampa Bay	17/17	128	87	41	8	3.5	18	33	0	0	--	0	3	0	1	1,079	95%
2022	Tampa Bay	17/17	124	73	51	8	5.5	16	27	0	0	--	0	5	2	3	1,076	96%
2023	Tampa Bay	14/13	83	49	34	5	2.5	9	27	2	36	26	0	6	0	0	894	80%
Totals		76/75	566	364	202	40	23.0	64	116	3	41	26	0	21	6	9	---	---

PLAYOFFS

2020	Tampa Bay	3/3	38	27	11	3	0.0	0	0	2	28	28	0	2	0	2	211	75%
2021	Tampa Bay	2/2	13	7	6	2	0.0	4	2	0	0	--	0	2	0	0	138	100%
2022	Tampa Bay	1/1	5	2	3	1	0.0	0	0	0	0	--	0	0	0	0	69	100%
2023	Tampa Bay	2/0	3	0	3	0	0.0	0	2	0	0	--	0	0	0	0	40	30%
Totals		8/6	59	36	23	6	0.0	4	4	2	28	28	0	4	0	2	---	---

CAREER HIGHS

Tackles	18	11/14/21 at Was.
Sacks	3.0	2x, last: 12/20/20 at Atl.
INTs	1	3x, last: 12/24/23 vs. Jax.
PDs	2	3x, last: 12/24/23 vs. Jax.
FFs	2	11/3/19 at Sea.
FRs	1	9x, last: 1/8/23 at Atl.



BIRDSEED

- ▶ Launched the Get Live 45 Foundation in 2021 with a mission of giving hope and comfort during life's meaningful moments to foster children and disadvantaged youth ... The foundation created initiatives such as the 'Get Live Home Makeover' program, directing funds towards transforming foster families' homes with renovations that promote loving environments, in addition to Christmas parties and toy drives ... Has impacted dozens of families through his charitable endeavors
- ▶ Has supported various causes through the NFL's *My Cause My Cleats* campaign, including the Mike Evans Family Foundation (2023), Get Live 45 Foundation (2022), A Door of Hope (2021), the Humane Society of the United States (2020), and animal hydration awareness (2019) ... Chose to promote animal hydration awareness in honor of his horse, Daisy Mae, who passed away due to heat exhaustion and dehydration during a record heat wave in 2019 ... Heartbroken by the loss of his "daughter" and "first love," encourages those with animals to be especially mindful of hydration levels ... Remembers riding Daisy Mae onto the Tiger Stadium field at LSU as one of his favorite memories
- ▶ Developed a passion for horses, which he views as a form of therapy, after his brother, J'Marco Greenard, tragically died in a car accident while traveling to a water park with a church group at 19 years old ... Devin and "Jae Jae" did everything together and Devin learned about work ethic and positivity through him ... J'Marco won a state title in track and field in high school before enlisting in the Army
- ▶ Prepped at North Webster (LA) High School, where he was a star RB, producing 5,031 rushing yards and 81 TDs in his career ... As a senior, combined for 1,650 yards and 38 TDs on the ground

CAREER HIGHLIGHTS

- ▶ Earned his first **Pro Bowl** nod with Tampa Bay after the 2021 season, when he registered career highs in pressures (33) and QB hits (18)



2023 GAME-BY-GAME STATISTICS (TB)														
Date	Opp		GP/S	Tot	Solo	Sk	Int	PD	FF	FR	Snaps	Pct		
Sep 10	at Min	W	1/1	12	7	0.0	0	0	0	0	63	98%		
Sep 17	Chi	W	1/1	2	0	0.0	0	1	0	0	53	100%		
Sep 25	Phi	L	1/1	7	5	0.0	1	1	0	0	76	95%		
Oct 1	at NO	W	1/1	5	2	0.0	0	0	0	0	65	100%		
Oct 15	Det	L	1/1	7	4	0.0	0	0	0	0	70	100%		
Oct 22	Atl	L	1/1	5	3	0.0	0	0	0	0	65	100%		
Oct 26	at Buf	L	1/1	9	2	0.0	0	0	0	0	69	100%		
Nov 5	at Hou	L	1/1	9	4	1.0	0	0	0	0	72	100%		
Nov 12	Ten	W	1/1	3	2	1.0	0	1	0	0	62	98%		
Nov 19	at SF	L	1/1	3	2	0.0	0	0	0	0	60	100%		
Nov 26	at Ind	L	1/1	7	4	0.0	0	0	0	0	73	100%		
Dec 3	Car	W	0/0	INACTIVE										
Dec 10	at Atl	W	0/0	INACTIVE										
Dec 17	at GB	W	0/0	INACTIVE										
Dec 24	Jax	W	1/0	4	2	0.5	1	2	0	0	63	95%		
Dec 31	NO	L	1/1	7	5	0.0	0	1	0	0	51	73%		
Jan 7	at Car	W	1/1	3	3	0.0	0	0	0	0	52	100%		
Totals			14/13	83	49	2.5	2	6	0	0	894	80%		
PLAYOFFS														
Jan 15	Phi	W	1/0	2	0	0.0	0	0	0	0	26	44%		
Jan 21	at Det	L	1/0	1	0	0.0	0	0	0	0	14	19%		
Totals			2/0	3	0	0.0	0	0	0	0	40	30%		

Nickname: D-White ... **Hobbies:** Spending time with his children, fishing, riding horses and riding ATVs ... **If he could play another sport:** Would play for the Boston Celtics ... **Little known fact:** Owns a Starbucks in California ... **Favorite quote:** "Why wait for tomorrow when you have today?" ... **Favorite documentary:** *The Last Dance* ... **Favorite TV show:** *Martin* ... **Favorite music genres/artists:** Rap and country; favorite artists are Lil Baby, Moneybagg Yo and YTB Fatt



- ▶ Won **Super Bowl LV** with the Buccaneers in 2020, when he posted a career year en route to **All-Pro** honors from the *Associated Press* ... Produced career highs in tackles (140), TFLs (15) and sacks (9.0)
- ▶ Selected to the PFWA **All-Rookie** Team in 2019

NOTES TO KNOW

- ▶ Is one of only two NFL players with 500+ tackles (566) and 20+ sacks (23.0) since 2019, joining **Demario Davis** (565 tackles, 24.0 sacks)

2023 SEASON - BUCCANEERS

- ▶ Recorded 83 tackles (49 solo), 27 pressures, 9 QB hits, 6 PDs, 5 TFLs and 2 INTs in 894 defensive snaps over 14 games (13 starts)

COLLEGE HIGHLIGHTS

- ▶ Played collegiately at LSU (2016-18), where he combined for 286 tackles, 29 TFLs, 8.5 sacks, 4 FFs, 4 FRs and 1 INT in 38 career games (25 starts) ... A two-time captain, two-time team MVP and two-time All-SEC honoree ... Won the Butkus Award (nation's best LB) and was voted a consensus All-American after his junior year in 2018, when he registered 123 tackles (most in SEC), 12 TFLs, 6.0 PDs and 3.0 sacks

TRANSACTIONS

- ▶ **2019** - Drafted by TB in 1st round (5th overall) ... **1/1/21** - Placed on Reserve/COVID-19 ... **1/11/21** - Activated from Reserve/COVID-19 ... **4/27/22** - 5th-year option exercised by TB ... **3/18/24** - Agreed to terms with PHI on 1-year contract



MILTON WILLIAMS

DEFENSIVE TACKLE | 93



Height: 6-3 Weight: 290 DOB: April 6, 1999 (Age 25)
 NFL Experience: 4th Year (4th with Eagles) Draft: D3-21 (73rd overall) by PHI
 College: Louisiana Tech Hometown (HS): Crowley, TX (Crowley)

CAREER STATISTICS

Year	Team	GP/S	TACKLES				PASS RUSH			INTERCEPTIONS					FUMBLES		DEF SNAPS	
			Total	Solo	Asst	TFL	Sacks	QBH	QBP	Int	Yds	Lg	TD	PD	FF	FR	No	Pct
2021	Philadelphia	17/2	30	15	15	6	2.0	6	16	0	0	--	0	2	0	0	456	40%
2022	Philadelphia	17/0	36	19	17	9	4.0	6	9	0	0	--	0	2	0	0	395	36%
2023	Philadelphia	16/10	42	21	21	3	0.5	7	24	0	0	--	0	1	1	0	494	43%
Totals		50/12	108	55	53	18	6.5	19	49	0	0	--	0	5	1	0	---	---

PLAYOFFS

2021	Philadelphia	1/0	4	3	1	1	0.0	0	1	0	0	--	0	0	0	0	39	53%
2022	Philadelphia	3/0	3	2	1	0	0.0	1	2	0	0	--	0	0	0	0	50	33%
2023	Philadelphia	1/1	2	2	0	1	1.0	2	4	0	0	--	0	0	0	0	28	40%
Totals		5/1	9	7	2	2	1.0	3	7	0	0	--	0	0	0	0	---	---

CAREER HIGHS

Tackles	8	11/14/22 vs. Was.
Sacks	1.0	7x, last: 1/15/24 at TB (NFCW)
INTs	--	---
PDs	1	5x, last: 12/10/23 at Dal.
FFs	1	12/31/23 vs. Ari.
FRs	--	---

Hobbies: Video games (*Madden, NBA 2K, Call of Duty* and *Grand Theft Auto*) and movies ... **Bucket list:** Travel outside of the country to Greece and Jamaica ... **First job:** Cutting grass on the weekends ... **Biggest pet peeves:** Talking too much ... **Biggest influence in his life:** "My father. His drive and his will that are taken care of. He was always there for me and my sisters. He'd be at our games all day and get like two hours of sleep and then go into work. Just seeing how he worked, it still pushes me to this day" ... **Desired talents:** Playing piano ... **Favorite athlete growing up:** LeBron James ... **Favorite movie:** *The Dark Knight* ... **Favorite quote:** John 3:16



BIRDSEED

- ▶ Made the transition to the interior DL as a redshirt junior at Louisiana Tech after beginning his collegiate career on the edge ... Prides himself on being able to play all types of positions along the DL
- ▶ Turned in a very impressive pro day performance in 2021 ... Produced the fastest 40-yard dash (4.63) and three-cone drill (6.96) times by a defensive player weighing 280+ pounds in over two decades
- ▶ During the 2023 offseason, hosted a 7-on-7 football tournament with **Zech McPhearson** to support local high school programs

CAREER HIGHLIGHTS

- ▶ A member of the Eagles' Super Bowl LVII roster in 2022

2023 SEASON - EAGLES

- ▶ Saw action in 16 games, including a career-high 10 starts with 494 defensive snaps ... Recorded career highs in tackles (42) and pressures (24) while adding 7 QB hits, 3 TFLs, 1 PD, 1 FF and 0.5 sacks
- ▶ Logged his first career postseason sack against Buccaneers QB **Baker Mayfield** in the NFC Wild Card Playoff at Tampa Bay (1/15/24)

COLLEGE HIGHLIGHTS

- ▶ Produced 106 tackles (49 solo), 19 TFLs, 10.0 sacks and 3 FRs in 30 career games during his time at Louisiana Tech (2017-20)
- ▶ Started all 10 contests during his junior campaign in 2020, leading the Bulldogs with a career-high 10 TFLs (3rd in C-USA) and 4.5 sacks (7th in C-USA) ... Earned third-team All-America (*Pro Football Focus*) and first-team All-Conference USA (*Phil Steele*) recognition
- ▶ Collected All-Conference USA honorable mention accolades following his sophomore season in 2019 ... Posted 59 tackles (27 solo), 9 TFLs and a career-high 5.5 sacks in 13 games (all starts)

TRANSACTIONS

- ▶ **2021** - Drafted by PHI in 3rd round (73rd overall)



2023 GAME-BY-GAME STATISTICS (PHI)												
Date	Opp		GP/S	Tot	Solo	Sk	Int	PD	FF	FR	Snaps	Pct
Sep 10	at NE	W	1/1	4	2	0.0	0	0	0	0	33	41%
Sep 14	Min	W	1/1	1	1	0.0	0	0	0	0	23	40%
Sep 25	at TB	W	1/1	2	1	0.0	0	0	0	0	17	46%
Oct 1	Was	W	1/0	3	2	0.0	0	0	0	0	36	46%
Oct 8	at LAR	W	1/1	2	0	0.0	0	0	0	0	33	59%
Oct 15	at NYJ	L	1/1	4	1	0.5	0	0	0	0	41	63%
Oct 22	Mia	W	1/1	3	1	0.0	0	0	0	0	24	9%
Oct 29	at Was	W	1/1	1	1	0.0	0	0	0	0	41	57%
Nov 5	Dal	W	1/0	0	0	0.0	0	0	0	0	28	37%
Nov 20	at KC	W	1/1	5	4	0.0	0	0	0	0	28	35%
Nov 26	Buf	W	0/0	INACTIVE								
Dec 3	SF	L	1/1	2	0	0.0	0	0	0	0	34	55%
Dec 10	at Dal	L	1/0	2	0	0.0	0	1	0	0	40	49%
Dec 18	at Sea	L	1/0	3	3	0.0	0	0	0	0	21	34%
Dec 25	NYG	W	1/0	4	3	0.0	0	0	0	0	24	38%
Dec 31	Ari	L	1/0	4	2	0.0	0	0	1	0	48	63%
Jan 7	at NYG	L	1/1	2	0	0.0	0	0	0	0	23	34%
Totals			16/10	42	21	0.5	0	1	1	0	494	43%
PLAYOFFS												
Jan 15	at TB	L	1/1	2	2	1.0	0	0	0	0	28	40%
Totals			1/1	2	2	1.0	0	0	0	0	28	40%





JOHNNY WILSON

WIDE RECEIVER | 89



Height: 6-6 Weight: 228 DOB: April 3, 2001 (Age 23)
 NFL Experience: Rookie (1st with Eagles) Draft: D6a-24 (185th overall) by PHI
 College: Florida State Hometown (HS): Pacoima, CA (Calabasas)

COLLEGE STATISTICS

Year	School	GP/S	RECEIVING					OFF SNAPS	
			Rec	Yds	Avg	Lg	TD	No	Pct
2020	Arizona State	3/1	6	89	14.8	37	0	---	---
2021	Arizona State	5/2	12	154	12.8	28	1	---	---
2022	Florida State	13/13	43	897	20.9	78t	5	---	---
2023	Florida State	10/10	41	617	15.0	41	2	---	---
Totals		31/26	102	1,757	17.2	78t	8	---	---



BIRDSEED

- ▶ Became the tallest WR selected in the NFL Draft in the last decade ... Was the tallest WR to ever participate at the NFL Combine and was measured to have the longest recorded wingspan (84.5 inches) ever by a WR prospect ... Discovered Pro Football Hall of Famer and Eagles legend **Harold Carmichael**, who was 6-foot-8, when studying players of similar sizes ... Says he loves watching Carmichael's highlights

COLLEGE HIGHLIGHTS

- ▶ Registered 102 receptions for 1,757 yards (17.2 avg.) and 8 TDs in 31 career games (26 starts) during stints with Arizona State (2020-21) and Florida State (2022-23) ... Started all 23 games he played for the Seminoles, catching 84 passes for 1,514 yards (18.0 avg.) and 7 TDs
- ▶ As a junior in 2023, started 10 contests and logged 617 yards on 41 receptions (15.0 avg.) with 2 TDs ... Voted third-team All-ACC and was selected by teammates for the Bob Crenshaw Award (offensive player with most heart) as well as the Bobby Bowden Leadership Award
- ▶ Earned ACC Newcomer of the Year honors and received second-team All-ACC accolades in 2022, when he totaled 897 yards and 5 TDs on 43 receptions (20.9 avg.) ... Led the conference and ranked 3rd nationally with 22 receptions of 20+ yards ... His 20.9 receiving average ranked 2nd in the ACC and 5th in the country ... Recorded a career-best 202 yards on 8 catches in the Cheez-It Bowl vs. Oklahoma (12/29/22)

TRANSACTIONS

- ▶ **2024** - Drafted by PHI in 6th round (185th overall)

Nicknames: Birdman, Johnski ... **Hobbies:** Playing video games (*Top Spin Tennis* is his favorite), listening to music, playing with his dog ... **Surprisingly good at:** Drawing ... **If he could play another sport:** Tennis ... **If he had a career outside of sports:** Own a music label ... **Food he would never eat:** Sweet potatoes (tried them in fourth grade and decided "never again") ... **Favorite movie:** *Step Brothers* ... **Favorite quote:** "Pain is temporary; success is forever."



2023 EAGLES STATISTICS



[FRONT OFFICE & COACHING STAFF](#)

[PLAYER BIOS](#)

[2023 EAGLES STATISTICS](#)

[RECORD BOOK](#)

[ALL-TIME RESULTS](#)

[ALL-TIME ROSTERS](#)

[HONORS & HISTORY](#)

[YEAR-BY-YEAR STATISTICS](#)

[OFF THE FIELD](#)



REGULAR SEASON RESULTS (11-6)				
DATE	OPPONENT	RESULT	SCORE	ATTENDANCE
September 10	at New England Patriots	W	25-20	64,628
September 14	Minnesota Vikings	W	34-28	69,879
September 25	at Tampa Bay Buccaneers	W	25-11	65,426
October 1	Washington Commanders	W	34-31	69,879
October 8	at Los Angeles Rams	W	23-14	74,935
October 15	at New York Jets	L	14-20	83,068
October 22	Miami Dolphins	W	31-17	69,879
October 29	at Washington Commanders	W	38-31	64,653
November 5	Dallas Cowboys	W	28-23	69,879
November 20	at Kansas City Chiefs	W	21-17	73,754
November 26	Buffalo Bills	W	37-34	69,879
December 3	San Francisco 49ers	L	19-42	69,879
December 10	at Dallas Cowboys	L	13-33	93,752
December 18	at Seattle Seahawks	L	17-20	68,758
December 25	New York Giants	W	33-25	69,879
December 31	Arizona Cardinals	L	31-35	69,879
January 7	at New York Giants	L	27-10	75,740

TEAM STATISTICS		
	EAGLES	OPPONENTS
TOTAL FIRST DOWNS	377	364
RUSHING	149	111
PASSING	197	222
PENALTY	31	31
3RD DOWN: MADE/ATTEMPTS	108/225	108/233
3RD DOWN PERCENTAGE	48.0%	46.4%
4TH DOWN: MADE/ATTEMPTS	19/26	19/34
4TH DOWN PERCENTAGE	73.1%	55.9%
POSSESSION AVERAGE	30:44	29:16
TOTAL NET YARDS	6024	6054
AVERAGE PER GAME	354.4	356.1
TOTAL PLAYS	1112	1105
AVERAGE PER PLAY	5.4	5.5
NET YARDS RUSHING	2190	1758
AVERAGE PER GAME	128.8	103.4
TOTAL RUSHES	510	410
NET YARDS PASSING	3834	4296
AVERAGE PER GAME	225.5	252.7
SACKED/YARDS LOST	39/233	43/255
GROSS YARDS	4067	4551
ATTEMPTS/COMPLETIONS	563/369	652/425
COMPLETION PERCENTAGE	65.5%	65.2%
HAD INTERCEPTED	16	9
PUNTS/AVERAGE	52/48.8	59/47.2
NET PUNTING AVERAGE	43.1	39.1
PENALTIES/YARDS	95/785	107/810
FUMBLES/BALL LOST	22/12	22/9
TOUCHDOWNS	49	51
RUSHING	22	13
PASSING	24	35
RETURNS	3	3



PASSING													
PLAYER	ATT	CMP	YDS	PCT	Y/A	TD	TD%	INT	INT%	LG	SACK	LOST	RATE
Jalen Hurts	538	352	3858	65.4%	7.2	23	4.3%	15	2.8%	63t	36	222	89.1
Marcus Mariota	23	15	164	65.2%	7.1	1	4.3%	1	4.3%	22	3	11	82.5
Braden Mann	1	1	28	100.0%	28.0	0	0.0%	0	0.0%	28	0	0	118.8
Kenneth Gainwell	1	1	17	100.0%	17.0	0	0.0%	0	0.0%	17	0	0	118.8
EAGLES	563	369	4067	65.5%	7.2	24	4.3%	16	2.8%	63t	39	233	89.2
OPPONENTS	652	425	4551	65.2%	7.0	35	5.4%	9	1.4%	69t	43	255	97.6

RUSHING					
PLAYER	ATT	YDS	AVG	LG	TD
D'Andre Swift	229	1049	4.6	43	5
Jalen Hurts	157	605	3.9	24	15
Kenneth Gainwell	84	364	4.3	32	2
Boston Scott	20	86	4.3	18	0
Marcus Mariota	8	52	6.5	17	0
Rashaad Penny	11	33	3.0	7	0
Dallas Goedert	1	1	1.0	1	0
EAGLES	510	2190	4.3	43	22
OPPONENTS	410	1758	4.3	29	13

RECEIVING					
PLAYER	REC	YDS	AVG	LG	TD
A.J. Brown	106	1456	13.7	59t	7
DeVonta Smith	81	1066	13.2	63t	7
Dallas Goedert	59	592	10.0	49	3
D'Andre Swift	39	214	5.5	20	1
Kenneth Gainwell	30	183	6.1	19	0
Quez Watkins	15	142	9.5	19	1
Julio Jones	11	74	6.7	22t	3
Olamide Zaccheaus	10	164	16.4	34t	2
Jack Stoll	5	38	7.6	14	0
Boston Scott	4	52	13.0	27	0
Britain Covey	4	42	10.5	22	0
Grant Calcaterra	4	39	9.8	12	0
Rashaad Penny	1	5	5.0	5	0
Albert Okwuegbunam	0	0	0.0	0	0
EAGLES	369	4067	11.0	63t	24
OPPONENTS	425	4551	10.7	69t	35

FIELD GOALS						
PLAYER	1-19	20-29	30-39	40-49	50+	TOTAL
Jake Elliott	0/0	9/9	7/8	7/7	7/8	30/32
EAGLES	0/0	9/9	7/8	7/7	7/8	30/32
OPPONENTS	0/0	5/5	4/5	8/10	6/6	23/26

PUNTING								
PLAYER	NO	YDS	AVG	NET	TB	IN 20	LG	BLK
Braden Mann	44	2190	49.8	43.9	1	15	63	0
Arryn Siposs	8	347	43.4	38.4	0	2	54	0
EAGLES	52	2537	48.8	43.1	1	17	63	0
OPPONENTS	59	2784	47.2	39.1	3	24	74	0



KICKOFF RETURNS

PLAYER	NO	YDS	AVG	LG	TD
Boston Scott	8	170	21.3	38	0
Britain Covey	1	30	30.0	30	0
Kenneth Gainwell	1	19	19.0	19	0
Devon Allen	1	17	17.0	17	0
Quez Watkins	1	11	11.0	11	0
Olamide Zaccheaus	1	7	7.0	7	0
EAGLES	13	254	19.5	38	0
OPPONENTS	17	491	28.9	48	0

PUNT RETURNS

PLAYER	NO	FC	YDS	AVG	LG	TD
Britain Covey	29	18	417	14.4	54	0
EAGLES	29	18	417	14.4	54	0
OPPONENTS	32	7	277	8.7	21	0

SCORING

PLAYER	TD	RUSH	REC	RET	PAT	FG	2 PT	SAF	PTS
Jake Elliott	0	0	0	0	45/46	30/32	0	0	135
Jalen Hurts	15	15	0	0	0/0	0/0	0	0	90
A.J. Brown	7	0	7	0	0/0	0/0	0	0	42
DeVonta Smith	7	0	7	0	0/0	0/0	0	0	42
D'Andre Swift	6	5	1	0	0/0	0/0	0	0	36
Dallas Goedert	3	0	3	0	0/0	0/0	0	0	18
Julio Jones	3	0	3	0	0/0	0/0	0	0	18
Kenneth Gainwell	2	2	0	0	0/0	0/0	1	0	14
Olamide Zaccheaus	2	0	2	0	0/0	0/0	0	0	12
Sydney Brown	1	0	0	1	0/0	0/0	0	0	6
Jalen Carter	1	0	0	1	0/0	0/0	0	0	6
Darius Slay	1	0	0	1	0/0	0/0	0	0	6
Quez Watkins	1	0	1	0	0/0	0/0	0	0	6
Nicholas Morrow	0	0	0	0	0/0	0/0	0	1	2
EAGLES	49	22	24	3	45/46	30/32	1	1	433
OPPONENTS	51	13	35	3	45/45	23/26	4	0	428

SCORE BY QUARTERS	Q1	Q2	Q3	Q4	OT	TOTAL
EAGLES	97	104	103	120	9	433
OPPONENTS	57	159	78	131	3	428



DEFENSE									
PLAYER	TOTAL	SOLO	ASST	TFL	SACKS	INT	PD	FF	FR
Reed Blankenship	108	75	33	2	0.0	3	11	0	1
Nicholas Morrow	93	65	28	12	3.0	0	5	1	1
Kevin Byard	85	50	25	0	0.0	1	3	0	0
Zach Cunningham	85	54	31	2	0.0	0	4	0	1
Darius Slay	57	48	9	1	0.0	2	15	0	0
James Bradberry	54	39	15	0	0.0	1	13	0	1
Jordan Davis	45	18	27	2	2.5	0	1	1	0
Josh Sweat	43	30	13	7	6.5	0	1	2	0
Milton Williams	42	21	21	3	0.5	0	1	1	0
Sydney Brown	38	26	12	1	0.0	1	3	1	0
Haason Reddick	38	30	8	14	11.0	0	1	1	0
Jalen Carter	33	20	13	8	6.0	0	0	2	1
Fletcher Cox	32	15	17	3	5.0	0	2	1	1
Nakobe Dean	30	22	8	2	0.5	0	0	0	0
Terrell Edmunds	26	19	7	0	0.0	0	0	1	0
Shaquille Leonard	23	12	11	2	1.0	0	0	0	0
Bradley Roby	22	19	3	2	0.0	0	0	1	0
Marlon Tuipulotu	22	13	9	3	2.0	0	0	0	0
Eli Ricks	18	12	6	1	0.0	0	3	0	0
Christian Elliss	16	11	5	2	0.0	0	0	0	0
Brandon Graham	16	11	5	4	3.0	0	1	0	0
Josh Jobe	16	14	2	0	0.0	0	4	0	0
Kelee Ringo	16	14	2	0	1.0	1	2	0	0
Justin Evans	14	8	6	0	0.0	0	2	0	1
Nolan Smith	13	6	7	1	1.0	0	0	0	0
Avonte Maddox	12	8	4	1	0.0	0	2	1	0
Ben VanSumeren	9	3	6	0	0.0	0	0	0	0
Tristin McCollum	6	4	2	0	0.0	0	0	0	0
Mario Goodrich	5	3	2	0	0.0	0	0	0	0
Kentavious Street	4	2	2	0	0.0	0	0	0	0
Derek Barnett	3	1	2	1	0.0	0	0	0	0
Moro Ojomo	3	2	1	0	0.0	0	0	0	0
Patrick Johnson	1	0	1	0	0.0	0	0	0	0
Josiah Scott	1	1	0	0	0.0	0	0	0	0
TOTALS	1019	676	343	74	43.0	9	74	13	7



INTERCEPTIONS					
PLAYER	NO	YDS	AVG	LG	TD
Reed Blankenship	3	17	5.7	17	0
Darius Slay	2	86	43.0	70t	1
Sydney Brown	1	99	99.0	99t	1
James Bradberry	1	5	5.0	5	0
Kevin Byard	1	0	0.0	0	0
Kelee Ringo	1	0	0.0	0	0
EAGLES	9	207	23.0	99t	2
OPPONENTS	16	187	11.7	76t	2

DEFENSIVE LEADERS	
SACKS	
Haason Reddick	11.0
Josh Sweat	6.5
Jalen Carter	6.0
Fletcher Cox	5.0
TACKLES FOR LOSS	
Haason Reddick	14
Nicholas Morrow	12
Jalen Carter	8
Josh Sweat	7
PASSES DEFENSED	
Darius Slay	15
James Bradberry	13
Reed Blankenship	11
Nicholas Morrow	5

SPECIAL TEAMS TACKLES	
PLAYER	NO
Sydney Brown	7
Josh Jobe	6
Patrick Johnson	6
Reed Blankenship	5
Christian Elliss	5
Kelee Ringo	5
Nolan Smith	5
Ben VanSumeren	4
Rick Lovato	3
Grant Calcaterra	2
Terrell Edmunds	2
Nicholas Morrow	2
Justin Evans	1
Kenneth Gainwell	1
Eli Ricks	1
Boston Scott	1
Josiah Scott	1
Brandon Smith	1
Jack Stoll	1
TOTALS	59



WEEKLY NFL RANKINGS

WEEK	OFFENSE			DEFENSE		
	Rush	Pass	Total	Rush	Pass	Total
Week 1	13	22	22	10	27	26
Week 2	2	29	11	1	31	26
Week 3	2	23	6	1	25t	12
Week 4	2	12t	5	2	27	16
Week 5	2	10	2	1	25	10
Week 6	2	9	2	2	20	9
Week 7	4	9	3	1	18	6
Week 8	7	7	3	1	26	8
Week 9	7	7	3	1	29	13
Week 10	8	10	5	1	28	14
Week 11	8	12	9	1	28	14
Week 12	8	13	9	3	29	19
Week 13	8	13	9	4	29	22
Week 14	8	13	8	6	28	22
Week 15	8	16	9	7	28	22
Week 16	6	14	8	8	27	20
Week 17	9	16	8	11	28	23
Week 18	8	16	8	10	31	26

RED ZONE DRIVES

	TOTAL	TD	FG	MFG	DOWN	FUM	INT	CLOCK	PTS	TD%	SCORE%
EAGLES	60	36	16	1	2	2	1	2	291	60.0%	86.7%
OPPONENTS	59	39	12	1	3	2	1	0	303	66.1%	86.4%

GOAL-TO-GO DRIVES

	TOTAL	TD	FG	MFG	DOWN	FUM	INT	CLOCK	PTS	TD%	SCORE%
EAGLES	41	28	9	0	1	2	0	1	221	68.3%	90.2%
OPPONENTS	35	29	5	0	1	0	0	0	220	82.8%	97.1%

LONGEST DRIVES

	EAGLES	OPPONENTS
MOST PLAYS	19 at NYJ (10/15/23) 19-91 (9:47), TD	16 vs Ari (12/31/23) 16-59 (9:54), FG
MOST YARDS	91 at NYJ (10/15/23) 19-91 (9:47), TD	92 at Sea (12/18/23) 10-92 (1:24), TD
MOST TIME	9:47 at NYJ (10/15/23) 19-91 (9:47), TD	9:54 vs Ari (12/31/23) 16-59 (9:54), FG

LONGEST TOUCHDOWN DRIVES

	EAGLES	OPPONENTS
MOST PLAYS	19 at NYJ (10/15/23) 19-91 (9:47), TD	Three times; last 14 at Was (10/29/23) 14-75 (7:14), TD
MOST YARDS	91 at NYJ (10/15/23) 19-91 (9:47), TD	92 at Sea (12/18/23) 10-92 (1:24), TD
MOST TIME	9:47 at NYJ (10/15/23) 19-91 (9:47), TD	7:14 at Was (10/29/23) 14-75 (7:14), TD

REPLAY CHALLENGES - EAGLES (2 CHALLENGES, 1 OVERTURNED), OPPONENTS (3 CHALLENGES, 1 OVERTURNED)



GAME-BY-GAME OFFENSE

GAME		SCORE				1ST DOWN				3RD DOWN		4TH DOWN		NET YARDS			TO	PEN	PEN YDS	TOP
		PTS	OPP PTS	DIFF	OT	TOTAL	RUSH	PASS	PEN	CONV	ATT	CONV	ATT	TOTAL	PASS	RUSH				
Sep 10	at NE	25	20	5	---	17	6	8	3	4	13	0	1	251	154	97	1	5	49	30:48
Sep 14	Min	34	28	6	---	24	19	4	1	6	14	1	1	430	171	259	1	7	45	39:28
Sep 25	at TB	25	11	14	---	27	12	13	2	10	16	2	3	472	271	201	2	3	20	38:55
Oct 1	Was	34	31	3	1	23	6	14	3	4	12	2	2	415	311	104	0	11	81	30:55
Oct 8	at LAR	23	14	9	---	28	12	13	3	13	18	0	1	454	295	159	1	3	35	37:55
Oct 15	at NYJ	14	20	-6	---	24	6	16	2	7	14	1	2	348	268	80	4	5	46	30:44
Oct 22	Mia	31	17	14	---	26	12	11	3	4	12	4	4	355	256	99	2	0	0	36:43
Oct 29	at Was	38	31	7	---	21	3	17	1	8	13	1	1	374	315	59	2	3	14	28:31
Nov 5	Dal	28	23	5	---	20	7	10	3	7	14	2	2	292	183	109	0	10	98	30:18
Nov 20	at KC	21	17	4	---	16	10	5	1	3	11	0	0	238	124	114	1	7	61	27:59
Nov 26	Buf	37	34	3	1	24	9	12	3	4	11	0	0	378	193	185	2	4	30	26:53
Dec 3	SF	19	42	-23	---	23	2	19	2	8	15	1	2	333	287	46	0	7	47	31:39
Dec 10	at Dal	13	33	-20	---	17	6	10	1	4	9	1	2	324	218	106	3	10	95	23:24
Dec 18	at Sea	17	20	-3	---	23	13	9	1	9	16	1	1	321	143	178	2	5	40	32:58
Dec 25	NYG	33	25	8	---	28	12	16	0	8	15	2	2	465	295	170	2	9	65	34:38
Dec 31	Ari	31	35	-4	---	17	5	11	1	4	9	1	1	275	184	91	1	4	49	20:21
Jan 7	at NYG	10	27	-17	---	19	9	9	1	5	13	0	1	299	166	133	4	2	10	27:03
TOTALS		433	428	5	2	377	149	197	31	108	225	19	26	6024	3834	2190	28	95	785	30:44

GAME-BY-GAME DEFENSE

GAME		SCORE				1ST DOWN				3RD DOWN		4TH DOWN		NET YARDS			TO	PEN	PEN YDS	TOP
		PTS	OPP PTS	DIFF	OT	TOTAL	RUSH	PASS	PEN	CONV	ATT	CONV	ATT	TOTAL	PASS	RUSH				
Sep 10	at NE	20	25	-5	---	24	5	18	1	5	15	1	4	382	306	76	2	7	50	29:12
Sep 14	Min	28	34	-6	---	19	0	19	0	6	10	1	1	374	346	28	4	2	15	20:32
Sep 25	at TB	11	25	-14	---	12	1	10	1	5	10	0	0	174	133	41	2	4	20	21:05
Oct 1	Was	31	34	-3	1	26	9	12	5	8	17	2	2	365	258	107	0	7	41	35:07
Oct 8	at LAR	14	23	-9	---	17	2	13	2	6	14	2	3	249	195	54	0	5	48	22:05
Oct 15	at NYJ	20	14	6	---	17	5	9	3	2	11	0	1	244	155	89	0	9	68	29:16
Oct 22	Mia	17	31	-14	---	12	3	9	0	4	11	0	2	244	199	45	1	10	70	23:17
Oct 29	at Was	31	38	-7	---	26	5	20	1	7	12	0	3	472	388	84	1	7	79	31:29
Nov 5	Dal	23	28	-5	---	27	3	19	5	6	15	3	5	406	333	73	1	10	83	29:42
Nov 20	at KC	17	21	-4	---	23	10	10	3	8	17	2	3	336	168	168	2	7	55	32:01
Nov 26	Buf	34	37	-3	1	29	13	15	1	13	22	1	1	505	332	173	1	11	80	40:30
Dec 3	SF	42	19	23	---	24	12	12	0	8	11	1	1	456	310	146	0	5	47	28:21
Dec 10	at Dal	33	13	20	---	24	7	13	4	9	16	1	1	394	256	138	1	7	60	36:36
Dec 18	at Sea	20	17	3	---	16	7	7	2	6	14	0	0	297	197	100	0	5	35	27:02
Dec 25	NYG	25	33	-8	---	14	6	7	1	4	14	3	5	292	186	106	1	3	13	25:22
Dec 31	Ari	35	31	4	---	32	14	16	2	5	10	2	2	449	228	221	1	5	25	39:39
Jan 7	at NYG	27	10	17	---	22	9	13	0	6	14	0	0	415	306	109	1	3	21	32:57
TOTALS		428	433	-5	2	364	111	222	31	108	233	19	34	6054	4296	1758	18	107	810	29:16



EAGLES GAME-BY-GAME LEADERS

GAME		PASS YARDS	RUSH YARDS	RECEPTIONS	REC YARDS	TOUCHDOWNS	TACKLES	SACKS
Sep 10	at NE	J. Hurts - 170	K. Gainwell - 54	Two players - 7	A. Brown - 79	Two players - 1	R. Blankenship - 11	J. Carter - 1.0
Sep 14	Min	J. Hurts - 193	D. Swift - 175	D. Goedert - 6	D. Smith - 131	J. Hurts - 2	Z. Cunningham - 8	Two players - 1.0
Sep 25	at TB	J. Hurts - 277	D. Swift - 130	A. Brown - 9	A. Brown - 131	Two players - 1	R. Blankenship - 7	M. Tuipulotu - 1.0
Oct 1	Was	J. Hurts - 319	D. Swift - 56	A. Brown - 9	A. Brown - 175	A. Brown - 2	Z. Cunningham - 13	N. Morrow - 3.0
Oct 8	at LAR	J. Hurts - 303	J. Hurts - 72	D. Goedert - 8	A. Brown - 127	Two players - 1	R. Blankenship - 7	Two players - 2.0
Oct 15	at NYJ	J. Hurts - 280	J Hurts - 47	D. Swift - 8	A. Brown - 131	Two players - 1	N. Morrow - 6	H.Reddick - 2.5
Oct 22	Mia	J. Hurts - 279	D. Swift - 62	A. Brown - 10	A. Brown - 137	Four players - 1	T. Edmunds - 9	J. Sweat - 2.0
Oct 29	at Was	J. Hurts - 319	D. Swift - 57	A. Brown - 8	A. Brown - 130	A. Brown - 2	N. Dean - 12	H. Reddick - 1.0
Nov 5	Dal	J. Hurts - 207	D. Swift - 43	A. Brown - 7	A. Brown - 66	Four players - 1	Z. Cunningham - 10	B. Graham - 1.5
Nov 20	at KC	J. Hurts - 150	D. Swift - 76	D. Smith - 6	D. Smith - 99	J. Hurts - 2	K. Byard - 8	H. Reddick - 1.0
Nov 26	Buf	J. Hurts - 200	D. Swift - 80	D. Smith - 7	D. Smith - 106	J. Hurts - 2	K. Byard - 13	B. Graham - 1.0
Dec 3	SF	J. Hurts - 298	J. Hurts - 20	D. Smith - 9	A. Brown - 114	Two players - 1	N. Morrow - 8	Two players - 1.0
Dec 10	at Dal	J. Hurts - 197	D. Swift - 39	A. Brown - 9	A. Brown - 94	J. Carter - 1	Z. Cunningham - 9	H. Reddick - 2.0
Dec 18	at Sea	J. Hurts - 143	J. Hurts - 82	Two players - 5	A. Brown - 56	J. Hurts - 2	N. Morrow - 8	Two players - 1.0
Dec 25	NYG	J. Hurts - 301	D. Swift - 92	D. Goedert - 7	A. Brown - 80	Three players - 1	S. Leonard - 7	S. Leonard - 1.0
Dec 31	Ari	J. Hurts - 167	D. Swift - 61	D. Goedert - 5	A. Brown - 53	J. Jones - 2	N. Morrow - 14	J. Carter - 1.0
Jan 7	at NYG	M. Mariota - 148	K. Gainwell - 62	Q. Watkins - 8	Q. Watkins - 93	Q. Watkins - 1	N. Morrow - 10	Two players - 1.0

OPPONENT GAME-BY-GAME LEADERS

GAME		PASS YARDS	RUSH YARDS	RECEPTIONS	REC YARDS	TOUCHDOWNS	TACKLES	SACKS
Sep 10	at NE	M. Jones - 316	E. Elliott - 29	Two players - 6	Two players - 64	K. Bourne - 2	J. Bentley - 9	Three players - 1.0
Sep 14	Min	K. Cousins - 364	A. Mattison - 28	J. Jefferson - 11	J. Jefferson - 159	T. Hockenson - 2	C. Bynum - 15	D. Hunter - 3.0
Sep 25	at TB	B. Mayfield - 146	R. White - 38	M. Evans - 5	M. Evans - 60	M. Evans - 1	L. David - 13	L. David - 1.0
Oct 1	Was	S. Howell - 290	B. Robinson - 45	T. McLaurin - 8	T. McLaurin - 86	Three players - 1	K. Curl - 12	Three players - 1.0
Oct 8	at LAR	M. Stafford - 222	K. Williams - 53	C. Kupp - 8	C. Kupp - 118	Two players - 1	E. Jones - 15	Z. VanValkenburg - 1.0
Oct 15	at NYJ	Z. Wilson - 186	Bre. Hall - 39	G. Wilson - 8	G. Wilson - 90	Bre. Hall - 1	Qu. Williams - 12	B. Huff - 1.5
Oct 22	Mia	T. Tagovailoa - 216	R. Mostert - 45	T. Hill - 11	T. Hill - 88	T. Hill - 1	J. Baker - 11	B. Chubb - 2.0
Oct 29	at Was	S. Howell - 397	B. Robinson - 59	J. Dotson - 8	J. Dotson - 108	Four players - 1	D. Mayo - 9	Two players - 1.0
Nov 5	Dal	D. Prescott - 374	T. Pollard - 51	C. Lamb - 11	C. Lamb - 191	Three players - 1	D. Clark - 11	M. Parsons - 1.5
Nov 20	at KC	P. Mahomes - 177	I. Pacheco - 89	T. Kelce - 7	Ju. Watson - 53	Two players - 1	Two players - 7	Two players - 2.0
Nov 26	Buf	J. Allen - 339	J. Allen - 81	Three players - 6	G. Davis - 105	J. Allen - 2	Three players - 6	Two players - 1.0
Dec 3	SF	B. Purdy - 314	C. McCaffrey - 93	B. Aiyuk - 5	D. Samuel - 116	D. Samuel - 3	Two players - 7	J. Kinlaw - 2.0
Dec 10	at Dal	D. Prescott - 271	T. Pollard - 59	T. Pollard - 7	J. Ferguson - 72	Three players - 1	S. Gilmore - 9	M. Parsons - 1.0
Dec 18	at Sea	D. Lock - 208	K. Walker - 86	D. Metcalf - 5	D. Metcalf - 78	Two players - 1	B. Wagner - 11	---
Dec 25	NYG	T. Taylor - 133	S. Barkley - 80	D. Bellinger - 4	D. Slayton - 90	Three players - 1	Two players - 10	Two players - 0.5
Dec 31	Ari	K. Murray - 232	J. Conner - 128	G. Dortch - 7	G. Dortch - 82	J. Conner - 2	Two players - 7	---
Jan 7	at NYG	T. Taylor - 297	S. Barkley - 46	Three players - 5	W. Robinson - 85	S. Barkley - 2	Two players - 8	A. Ojulari - 2



EAGLES DRIVE EFFICIENCY

			DRIVES ENDED BY...												
GAME		QUARTERBACK	DRIVES	TD	FG	MFG	PUNT	DOWN	INT	FUM	SAF	CLOCK	PTS	PTS/DR	DR %
Sep 10	at NE	J. Hurts	13	1	4	0	4	1	0	1	0	2	25	1.9	38.5
Sep 14	Min	J. Hurts	12	4	2	1	4	0	1	0	0	0	34	2.8	50.0
Sep 25	at TB	J. Hurts	10	2	3	0	1	1	2	0	0	1	25	2.5	50.0
Oct 1	Was	J. Hurts	10	3	4	0	3	0	0	0	0	0	34	3.4	70.0
Oct 8	at LAR	J. Hurts	8	2	3	0	1	1	1	0	0	0	23	2.9	62.5
Oct 15	at NYJ	J. Hurts	10	2	0	1	2	1	3	1	0	0	14	1.4	20.0
Oct 22	Mia	J. Hurts	10	4	1	0	1	0	1	1	0	2	31	3.1	50.0
Oct 29	at Was	J. Hurts	12	5	1	0	2	0	0	2	0	2	38	3.2	50.0
Nov 5	Dal	J. Hurts	9	4	0	0	5	0	0	0	0	0	28	3.1	44.4
Nov 20	at KC	J. Hurts	12	3	0	0	7	0	1	0	0	1	21	1.7	25.0
Nov 26	Buf	J. Hurts	14	5	1	0	5	0	1	1	0	1	37	2.6	42.8
Dec 3	SF	J. Hurts	9	2	2	0	3	1	0	0	0	1	19	2.1	44.4
Dec 10	at Dal	J. Hurts	9	0	2	0	1	1	0	3	0	2	13	1.4	22.2
Dec 18	at Sea	J. Hurts	10	2	1	0	5	0	2	0	0	0	17	1.7	30.0
Dec 25	NYG	J. Hurts	11	3	4	0	2	0	1	1	0	0	33	3.0	63.6
Dec 31	Ari	J. Hurts	7	3	1	0	2	0	1	0	0	0	31	4.4	57.1
Jan 7	at NYG	J. Hurts	6	0	0	0	3	1	1	1	0	0	0	0.0	0.0
		M. Mariota	7	1	1	0	1	0	1	1	0	2	10	1.4	28.6
		J. Hurts	172	45	29	2	51	7	15	11	0	13	423	2.4	43.0
		M. Mariota	7	1	1	0	1	0	1	1	0	2	10	1.4	28.6
		TOTAL	179	46	30	2	52	7	16	12	0	15	433	2.4	42.4

OPPONENT DRIVE EFFICIENCY

			DRIVES ENDED BY...												
GAME		QUARTERBACK	DRIVES	TD	FG	MFG	PUNT	DOWN	INT	FUM	SAF	CLOCK	PTS	PTS/DR	DR %
Sep 10	at NE	M. Jones	13	3	0	0	5	3	1	1	0	0	20	1.5	23.1
Sep 14	Min	K. Cousins	11	4	0	0	3	0	0	3	0	1	28	2.5	36.4
Sep 25	at TB	B. Mayfield	9	1	1	0	4	0	1	1	1	0	11	1.2	22.2
Oct 1	Was	S. Howell	10	4	1	0	5	0	0	0	0	0	31	3.1	50.0
Oct 8	at LAR	M. Stafford	8	2	0	0	4	1	0	0	0	1	14	1.7	25.0
Oct 15	at NYJ	Z. Wilson	11	1	4	0	4	1	0	0	0	1	20	1.8	45.5
Oct 22	Mia	T. Tagovailoa	8	1	1	0	3	2	1	0	0	0	17	2.1	25.0
Oct 29	at Was	S. Howell	11	4	1	0	2	3	1	0	0	0	31	2.8	45.0
Nov 5	Dal	D. Prescott	10	3	1	0	2	2	0	1	0	1	23	2.3	40.0
Nov 20	at KC	P. Mahomes	12	2	1	0	6	1	1	1	0	0	17	1.4	25.0
Nov 26	Buf	B. Allen	14	4	2	2	4	0	1	0	0	1	34	2.4	42.8
Dec 3	SF	B. Purdy	9	6	0	0	2	0	0	0	0	1	42	4.7	66.7
Dec 10	at Dal	D. Prescott	9	3	4	0	1	0	0	1	0	0	33	3.7	77.8
Dec 17	at Sea	D. Lock	10	2	2	0	5	0	0	0	0	1	20	2.0	40.0
Dec 25	NYG	T. DeVito	5	0	1	0	3	1	0	0	0	0	3	0.6	20.0
		T. Taylor	5	2	0	0	1	1	1	0	0	0	22	4.4	40.0
Dec 31	Ari	K. Murray	8	4	2	0	0	0	1	0	0	1	35	4.4	75.0
Jan 7	at NYG	T. Taylor	11	3	2	1	4	0	1	0	0	0	27	2.4	45.4
		T. DeVito	1	0	0	0	1	0	0	0	0	0	0	0.0	0.0
		TOTAL	175	49	22	3	59	15	9	8	1	8	428	2.4	40.5



EAGLES THIRD DOWNS												
GAME		1	2	3	4	5	6	7	8	9	10+	TOTAL
Sep 10	at NE	0-0	0-0	3-3	0-0	0-0	0-2	0-1	0-0	0-1	1-6	4-13
Sep 14	Min	1-1	0-0	1-1	1-1	2-3	1-2	0-0	0-1	0-2	0-3	6-14
Sep 25	at TB	3-5	1-2	1-1	1-1	1-2	1-2	0-0	0-0	0-0	2-3	10-16
Oct 1	Was	1-2	0-0	0-2	0-0	0-0	1-1	0-0	2-3	0-0	0-4	4-12
Oct 8	at LAR	4-4	2-3	0-1	0-0	2-2	2-2	1-2	0-1	2-2	0-1	13-18
Oct 15	at NYJ	0-0	1-1	0-0	0-0	2-2	1-3	2-2	1-2	0-1	0-3	7-14
Oct 22	Mia	0-1	1-1	0-0	1-1	0-2	0-1	1-2	1-3	0-1	0-0	4-12
Oct 29	at Was	1-1	2-2	0-2	1-1	1-2	0-0	2-2	0-0	0-0	1-3	8-13
Nov 5	Dal	2-2	1-1	1-2	0-0	0-1	1-1	0-1	1-2	1-2	0-2	7-14
Nov 20	at KC	1-1	0-0	0-0	0-0	2-2	0-1	0-1	0-0	0-0	0-5	3-11
Nov 26	Buf	0-0	1-1	1-1	1-2	0-0	0-1	0-1	0-0	0-0	1-5	4-11
Dec 3	SF	0-0	0-0	1-1	0-0	1-1	1-2	1-2	0-2	1-2	3-5	8-15
Dec 10	at Dal	1-1	0-1	0-0	1-1	0-1	1-2	0-0	0-0	0-0	1-3	4-9
Dec 18	at Sea	3-3	0-0	3-3	0-1	0-0	1-3	0-1	0-1	2-2	0-2	9-16
Dec 25	NYG	1-1	0-0	2-3	2-2	0-2	2-3	0-0	0-0	0-0	1-3	8-15
Dec 31	Ari	1-2	1-2	1-1	1-2	0-1	0-0	0-0	0-0	0-0	0-1	4-9
Jan 7	at NYG	3-3	0-0	0-0	1-1	0-0	0-1	0-0	0-3	0-1	1-4	5-13
TOTALS		22-27	10-14	14-21	10-13	12-21	12-27	7-15	5-18	6-14	11-53	108-225
		81.5%	71.4%	66.7%	76.9%	57.1%	44.4%	46.7%	27.8%	42.8%	20.7%	48.0%

OPPONENT THIRD DOWNS												
GAME		1	2	3	4	5	6	7	8	9	10+	TOTAL
Sep 10	at NE	2-2	0-0	0-1	1-2	0-2	1-1	0-1	0-0	0-1	2-5	5-15
Sep 14	Min	1-1	0-0	2-2	0-1	0-0	1-1	0-0	0-0	1-2	1-3	6-10
Sep 25	at TB	2-2	0-0	3-3	0-0	0-0	0-0	0-2	0-1	0-1	0-1	5-10
Oct 1	Was	1-1	2-2	0-0	3-5	0-1	1-1	1-3	0-1	0-0	0-3	8-17
Oct 8	at LAR	2-3	0-0	1-1	1-1	0-1	0-0	0-1	1-1	0-0	1-6	6-14
Oct 15	at NYJ	1-1	0-0	0-0	0-0	0-1	0-0	1-2	0-0	0-0	0-7	2-11
Oct 22	Mia	0-0	0-0	0-2	0-1	0-0	0-0	0-0	1-2	1-1	2-5	4-11
Oct 29	at Was	2-2	0-0	0-0	2-2	0-2	1-2	2-2	0-1	0-0	0-1	7-12
Nov 5	Dal	1-3	1-1	1-2	0-1	1-1	0-1	0-0	0-0	0-0	2-6	6-15
Nov 20	at KC	1-1	1-2	3-4	1-2	0-0	0-1	1-2	0-0	1-2	1-3	9-17
Nov 26	Buf	1-1	0-2	0-0	4-4	1-1	1-2	1-1	0-1	3-3	2-7	13-22
Dec 3	SF	1-1	1-1	2-2	0-0	3-3	0-0	1-1	0-0	0-1	0-2	8-11
Dec 10	at Dal	3-3	1-3	0-1	1-2	1-1	1-1	0-0	0-0	1-2	0-3	9-16
Dec 18	at Sea	2-2	0-2	0-0	0-0	0-1	0-1	0-1	0-0	0-2	4-5	6-14
Dec 25	NYG	0-1	0-0	1-2	0-1	0-2	2-2	0-1	0-3	0-1	1-1	4-14
Dec 31	Ari	1-1	1-2	0-0	1-2	0-0	1-1	0-1	1-1	0-0	0-2	5-10
Jan 7	at NYG	2-2	1-2	1-1	1-2	0-0	0-1	0-0	0-1	0-0	1-5	6-14
TOTALS		23-27	8-17	14-21	15-26	6-16	9-15	7-18	3-12	7-16	17-65	108-233
		85.2%	47.0%	66.7%	57.7%	37.5%	60.0%	38.9%	25.0%	43.7%	26.1%	46.3%



TAKEAWAYS

GAME		TURNOVER	STARTING LOS	POINT OF TURNOVER	RESULTING LOS	QUARTER	RESULT (POINTS)
Sep 10	at NE	D. Slay INT (M. Jones)	PHI 42	PHI 30	---	1	Touchdown (7)
		Z. Cunningham FR (E. Elliott)	NE 25	NE 25	NE 26	1	Touchdown (6)
Sep 14	Min	N. Morrow FR (B. Powell)	PHI 14	PHI 34	PHI 27	1	Interception (0)
		J. Evans FR (A. Mattison)	MIN 35	MIN 39	MIN 39	1	Missed FG (0)
		(TB) T. Edmunds FF (J. Jefferson)	PHI 31	PHI 1	---	2	Field Goal (3)
		F. Cox FR (K. Cousins)	MIN 26	MIN 15	MIN 7	3	Touchdown (7)
Sep 25	at TB	R. Blankenship INT (B. Mayfield)	TB 22	TB 37	TB 37	2	Interception (0)
		J. Bradberry FR (R. White)	TB 32	TB 37	TB 36	2	Field Goal (3)
Oct 1	Was	---	---	---	---	---	
Oct 8	at LAR	---	---	---	---	---	
Oct 15	at NYJ	---	---	---	---	---	
Oct 22	Mia	D. Slay INT (T. Tagovailoa)	PHI 24	PHI 1	PHL 17	4	Touchdown (7)
Oct 29	at Was	R. Blankenship INT (S. Howell)	WAS 20	WAS 32	WAS 15	4	Touchdown (7)
Nov 5	Dal	R. Blankenship FR (C. Lamb)	PHI 27	PHI 4	PHI 7	4	End of Game (0)
Nov 20	at KC	(TB)* K. Byard INT (P. Mahomes)	PHI 14	PHI -5	---	2	Punt (0)
		*N. Morrow FR (T. Kelce)	PHI 14	PHI 9	PHI 10	4	Punt (0)
Nov 26	Buf	J. Bradberry INT (J. Allen)	BUF 27	BUF 29	BUF 24	4	Touchdown (7)
Dec 3	SF	---	---	---	---	---	
Dec 10	at Dal	+J. Carter FR (D. Prescott)	DAL 39	DAL 42	---	3	Touchdown (7)
Dec 18	at Sea	---	---	---	---	---	
Dec 25	NYG	(TB) Kelee Ringo INT (T. Taylor)	PHI 26	PHI -4	---	4	End of Game (0)
Dec 31	Ari	+Sydney Brown INT (K. Murray)	PHI 24	PHI 1	---	2	Touchdown (7)
Jan 7	at NYG	*Reed Blankenship INT (T. Taylor)	PHI 12	PHI -1	---	2	End of Half (0)

TOTALS: 18 takeaways resulting in 61 points

L.O.S. Line of scrimmage * Red zone play + Touchdown return (ST) Special teams play (TB) Touchback (OFF) Offensive recovery



GIVEAWAYS							
GAME		TURNOVER	STARTING LOS	POINT OF TURNOVER	RESULTING LOS	QUARTER	RESULT (POINTS)
Sep 10	at NE	Ma. Jones FR (J. Hurts)	PHI 27	PHI 35	PHI 41	4	Downs (0)
Sep 14	Min	Th. Jackson INT (J. Hurts)	PHI 44	MIN 35	MIN 35	1	Fumble (0)
Sep 25	at TB	D. White INT (J. Hurts)	TB 22	TB 17	TB 43	2	Fumble (0)
		D. Delaney INT (J. Hurts)	TB 41	TB 1	TB 1	3	Safety
Oct 1	Was	---	---	---	---	---	---
Oct 8	at LAR	(TB) A. Witherspoon INT (J. Hurts)	LA 20	LA -1	---	3	Punt (0)
Oct 15	at NYJ	Q. Williams INT (J. Hurts)	NYJ 46	NYJ 48	PHI 45	2	Downs (0)
		Qu. Williams FR (D. Swift)	NYJ 43	NYJ 42	NYJ 49	2	Field Goal (3)
		Bry. Hall INT (J. Hurts)	NYJ 42	NYJ 33	NYJ 38	4	Punt (0)
		T. Adams INT (J. Hurts)	PHI 46	NYJ 47	PHI 8	4	Touchdown (8)
Oct 22	Mia	C. Wilkins FR (J. Hurts)	PHI 33	PHI 22	PHI 23	1	Field Goal (3)
		+J. Baker INT (J. Hurts)	PHI 21	PHI 22	---	3	Touchdown (7)
Oct 29	at Was	*P. Mathis FR (K. Gainwell)	WAS 3	WAS 5	WAS 7	2	Downs (0)
		*K. Fuller FR (J. Hurts)	WAS 1	WAS 1	---	3	Punt (0)
Nov 5	Dal	---	---	---	---	---	---
Nov 20	at KC	L. Sneed INT (J. Hurts)	KC 48	KC 30	KC 30	2	Interception (0)
Nov 26	Buf	T. Bernard INT (J. Hurts)	PHI 25	PHI 31	PHI 29	2	Touchdown (7)
		G. Rousseau FR (J. Hurts)	PHI 39	PHI 35	PHI 36	2	Touchdown (7)
Dec 3	SF	---	---	---	---	---	---
Dec 10	at Dal	D. Wilson FR (J. Hurts)	DAL 31	DAL 20	DAL 21	1	Field Goal (3)
		D. Clark FR (A. Brown)	PHI 49	DAL 44	DAL 37	3	Punt (0)
		M. Hooker FR (D. Smith)	DAL 35	DAL 13	DAL 12	4	Field Goal (3)
Dec 18	at Sea	(TB) J. Love INT (J. Hurts)	SEA 45	SEA -4	---	4	Punt (0)
		J. Love INT (J. Hurts)	PHI 45	SEA 17	SEA 17	4	End of Game (0)
Dec 25	NYG	(ST) I. Simmons FR (B. Scott)	NYG 35	PHI 16	PHI 15	3	Touchdown (7)
		A. Jackson INT (J. Hurts)	NYG 28	NYG 24	---	3	Touchdown (8)
Dec 31	Ari	(TB) J. Blount INT (J. Hurts)	PHI 49	ARZ -4	---	4	End of Game (0)
Jan 7	at NYG	M. McFadden FR (A. Brown)	NYG 27	NYG 17	NYG 27	1	Punt (0)
		X. McKinney INT (J. Hurts)	PHI 27	NYG 36	NYG 36	2	Punt (0)
		X. McKinney INT (M. Mariota)	PHI 20	PHI 16	PHI 12	2	Interception (0)
		A. Ojulari FR (M. Mariota)	PHI 33	PHI 28	---	4	Missed Field Goal (0)
TOTALS: 28 giveaways resulting in 56 points							
L.O.S. Line of scrimmage * Red zone play + Touchdown return (ST) Special teams play (TB) Touchback (OFF) Offensive recovery							



EAGLES 20+ YARD PLAYS

PASSING (20+ YARDS)		RUSHING (20+ YARDS)	
63	Jalen Hurts to DeVonta Smith (9/14/23 vs Min)	43	D'Andre Swift (9/14/23 vs. Min)
59	Jalen Hurts to A.J. Brown (10/1/23 vs Was)	36	D'Andre Swift (11/26/23 vs Buf)
54	Jalen Hurts to DeVonta Smith (9/14/23 vs Min)	35	D'Andre Swift (11/20/23 at KC)
52	Jalen Hurts to A.J. Brown (10/8/23 at LAR)	32	Kenneth Gainwell (1/7/24 at NYG)
49	Jalen Hurts to A.J. Brown (10/15/23 at NYJ)	29	D'Andre Swift (9/25/23 at TB)
49	Jalen Hurts to Dallas Goedert (10/8/23 at LAR)	26	D'Andre Swift (9/25/23 at TB)
42	Jalen Hurts to A.J. Brown (10/22/23 vs Mia)	25	Kenneth Gainwell (11/26/23 vs Buf)
41	Jalen Hurts to DeVonta Smith (11/20/23 at KC)	24	Jalen Hurts (10/1/23 vs Was)
38	Jalen Hurts to A.J. Brown (12/3/23 vs SF)	22	Kenneth Gainwell (12/25/23 vs NYG)
38	Jalen Hurts to DeVonta Smith (10/29/23 at Was)	22	D'Andre Swift (10/22/23 vs Mia)
37	Jalen Hurts to DeVonta Smith (10/1/23 vs Was)	20	Jalen Hurts (12/18/23 at Sea)
36	Jalen Hurts to DeVonta Smith (12/25/23 vs NYG)		
36	Jalen Hurts to A.J. Brown (10/15/23 at NYJ)		
36	Jalen Hurts to A.J. Brown (10/8/23 at LAR)		
34	Jalen Hurts to Olamide Zaccheaus (9/25/23 at TB)		
33	Jalen Hurts to DeVonta Smith (11/26/23 vs Buf)		
32	Jalen Hurts to A.J. Brown (12/25/23 vs NYG)		
32	Jalen Hurts to A.J. Brown (10/22/23 vs Mia)		
30	Jalen Hurts to DeVonta Smith (12/10/23 at Dal)		
29	Jalen Hurts to Olamide Zaccheaus (11/26/23 vs Buf)		
29	Jalen Hurts to DeVonta Smith (11/5/23 vs Dal)		
28	Braden Mann to Olamide Zaccheaus (12/10/23 at Dal)		
28	Jalen Hurts to Dallas Goedert (11/5/23 vs Dal)		
28	Jalen Hurts to A.J. Brown (10/1/23 vs Was)		
28	Jalen Hurts to A.J. Brown (10/1/23 vs Was)		
28	Jalen Hurts to A.J. Brown (9/25/23 at TB)		
27	Jalen Hurts to Boston Scott (12/3/23 vs SF)		
26	Jalen Hurts to A.J. Brown (9/25/23 at TB)		
25	Jalen Hurts to DeVonta Smith (12/3/23 vs SF)		
25	Jalen Hurts to A.J. Brown (10/29/30 at Was)		
25	Jalen Hurts to DeVonta Smith (10/22/23 vs Mia)		
25	Jalen Hurts to A.J. Brown (9/25/23 at TB)		
24	Jalen Hurts to A.J. Brown (12/10/23 at Dal)		
24	Jalen Hurts to A.J. Brown (10/29/23 at Was)		
24	Jalen Hurts to A.J. Brown (10/8/23 at LAR)		
24	Jalen Hurts to Olamide Zaccheaus (9/25/23 at TB)		
23	Jalen Hurts to Dallas Goedert (12/31/23 vs Ari)		
23	Jalen Hurts to A.J. Brown (9/10/23 at NE)		
22	Marcus Mariota to Britain Covey (1/7/24 at NYG)		
22	Jalen Hurts to Julio Jones (12/31/23 vs Ari)		
22	Jalen Hurts to Dallas Goedert (10/22/23 vs Mia)		
22	Jalen Hurts to Dallas Goedert (10/22/23 vs Mia)		
22	Jalen Hurts to DeVonta Smith (10/15/23 at NYJ)		
22	Jalen Hurts to D'Andre Swift (10/1/23 vs Was)		
21	Jalen Hurts to Dallas Goedert (12/25/23 vs NYG)		
21	Jalen Hurts to DeVonta Smith (12/3/23 vs SF)		
20	Jalen Hurts to DeVonta Smith (11/20/23 at KC)		
20	Jalen Hurts to D'Andre Swift (11/20/23 at KC)		
20	Jalen Hurts to A.J. Brown (11/5/23 vs Dal)		
20	Jalen Hurts to D'Andre Swift (11/5/23 vs Dal)		
20	Jalen Hurts to A.J. Brown (10/29/23 at Was)		



OPPONENT 20+ YARD PLAYS

PASSING (20+ YARDS)		RUSHING (20+ YARDS)	
69	Tyrod Taylor to Darius Slayton (12/25/23 vs NYG)	29	Brian Robinson Jr. (10/29/23 at Was)
62	Kirk Cousins to Jordan Addison (9/14/23 vs Min)	26	Kyren Williams (10/8/23 at LAR)
48	Brock Purdy to Deebo Samuel (12/3/23 vs SF)	24	Isiah Pacheco (11/20/23 at KC)
46	Tyrod Taylor to Saquon Barkley (1/7/24 at NYG)	23	Kenneth Walker III (12/18/23 at Sea)
46	Brock Purdy to Deebo Samuel (12/3/23 vs SF)	22	James Conner (12/31/23 vs Ari)
40	Dak Prescott to Jake Ferguson (11/5/23 vs Dal)	22	KaVontae Turpin (12/10/23 at Dal)
39	Dak Prescott to Michael Gallup (12/10/23 at Dal)	21	Michael Carter (12/31/23 vs Ari)
39	Matthew Stafford to Cooper Kupp (10/8/23 at LAR)	21	Raheem Mostert (10/22/23 vs Mia)
36	Kyler Murray to Greg Dortch (12/31/23 vs Ari)	20	Sam Howell (10/1/23 vs Was)
35	Sam Howell to Dyami Brown (10/1/23 vs Was)		
34	Drew Lock to DK Metcalf (12/18/23 at Sea)		
33	Tyrod Taylor to Wan'Dale Robinson (1/7/24 at NYG)		
33	Brock Purdy to Christian McCaffrey (12/3/23 vs SF)		
33	Zach Wilson to Garrett Wilson (10/15/23 at NYJ)		
32	Dak Prescott to Jake Ferguson (12/10/23 at Dal)		
32	Brock Purdy to George Kittle (12/3/23 vs SF)		
32	Dak Prescott to Jalen Tolbert (11/5/23 vs Dal)		
32	Mac Jones to Rhamondre Stevenson (9/10/23 at NE)		
31	Josh Allen to Khalil Shakir (11/26/23 vs Buf)		
30	Dak Prescott to Brandin Cooks (12/10/23 at Dal)		
30	Matthew Stafford to Puka Nacua (10/8/23 at LAR)		
29	Drew Lock to Jaxon Smith-Njigba (12/18/23 at Sea)		
29	Josh Allen to James Cook (11/26/23 vs Buf)		
29	Dak Prescott to CeeDee Lamb (11/5/23 vs Dal)		
29	Tua Tagovailoa to Cedrick Wilson (10/22/23 vs Mia)		
29	Sam Howell to Logan Thomas (10/1/23 vs Was)		
28	Patrick Mahomes to Travis Kelce (11/20/23 at KC)		
27	Dak Prescott to Jake Ferguson (12/10/23 at Dal)		
27	Tua Tagovailoa to Tyreek Hill (10/22/23 vs Mia)		
27	Mac Jones to Rhamondre Stevenson (9/10/23 at NE)		
26	Tyrod Taylor to Wan'Dale Robinson (1/7/24 at NYG)		
26	Kyler Murray to Trey McBride (12/31/23 vs Ari)		
26	Dak Prescott to CeeDee Lamb (12/10/23 at Dal)		
26	Sam Howell to Terry McLaurin (10/29/23 at Was)		
26	Sam Howell to Jamison Crowder (10/29/26 at Was)		
25	Brock Purdy to George Kittle (12/3/23 vs SF)		
25	Josh Allen to Gabe Davis (11/26/23 vs Buf)		
25	Dak Prescott to Jake Ferguson (11/5/23 vs Dal)		
25	Zach Wilson to Breece Hall (10/15/23 at NYJ)		
24	Sam Howell to Terry McLaurin (10/1/23 vs Was)		
24	Baker Mayfield to Mike Evans (9/25/23 at TB)		
24	Kirk Cousins to T.J. Hockenson (9/14/23 vs Min)		
23	Tyrod Taylor to Darren Waller (1/7/24 at NYG)		
23	Josh Allen to Gabe Davis (11/26/23 vs Buf)		
23	Sam Howell to Jahan Dotson (10/29/23 at Was)		
23	Kirk Cousins to Justin Jefferson (9/14/23 vs Min)		
23	Mac Jones to Demario Douglas (9/10/23 at NE)		
22	Josh Allen to Stefon Diggs (11/26/23 vs Buf)		
22	Matthew Stafford to Puka Nacua (10/8/23 at LAR)		
22	Baker Mayfield to Mike Evans (9/25/23 at TB)		
22	Kirk Cousins to Justin Jefferson (9/14/23 vs Min)		
21	Dak Prescott to CeeDee Lamb (11/5/23 vs Dal)		



OPPONENT 20+ YARD PLAYS (CONTINUED)

PASSING (20+ YARDS)		RUSHING (20+ YARDS)	
21	Sam Howell to Jahan Dotson (10/29/23 at Was)		
20	Tyrod Taylor to Daniel Bellinger (12/25/23 vs NYG)		
20	Tyrod Taylor to Darren Waller (12/25/23 vs NYG)		
20	Dak Prescott to CeeDee Lamb (11/5/23 vs Dal)		
20	Dak Prescott to CeeDee Lamb (11/5/23 vs Dal)		
20	Kirk Cousins to Justin Jefferson (9/14/23 vs Min)		



POSTSEASON RESULTS (0-1)

DATE	OPPONENT	RESULT	SCORE	ATTENDANCE
January 15	at Tampa Bay Buccaneers	L	9-32	63,397

TEAM STATISTICS

	EAGLES	OPPONENTS
TOTAL FIRST DOWNS	13	23
RUSHING	3	9
PASSING	9	13
PENALTY	1	1
3RD DOWN: MADE/ATTEMPTS	0/9	6/14
3RD DOWN PERCENTAGE	0.0%	42.9%
4TH DOWN: MADE/ATTEMPTS	0/2	1/2
4TH DOWN PERCENTAGE	0.0%	50.0%
POSSESSION AVERAGE	25:57	34:03
TOTAL NET YARDS	276	426
AVERAGE PER GAME	276.0	426.0
TOTAL PLAYS	53	69
AVERAGE PER PLAY	5.2	6.2
NET YARDS RUSHING	42	119
AVERAGE PER GAME	42.0	119.0
TOTAL RUSHES	15	29
NET YARDS PASSING	234	307
AVERAGE PER GAME	234.0	307.0
SACKED/YARDS LOST	3/16	4/30
GROSS YARDS	250	337
ATTEMPTS/COMPLETIONS	35/25	36/22
COMPLETION PERCENTAGE	71.4%	61.1%
HAD INTERCEPTED	0	0
PUNTS/AVERAGE	4/47.0	3/41.3
NET PUNTING AVERAGE	41	41.3
PENALTIES/YARDS	6/54	5/25
FUMBLES/BALL LOST	2/0	0/0
TOUCHDOWNS	1	3
RUSHING	0	0
PASSING	1	3
RETURNS	0	0



PASSING													
PLAYER	ATT	CMP	YDS	PCT	Y/A	TD	TD%	INT	INT%	LG	SACK	LOST	RATE
Jalen Hurts	35	25	250	71.4%	7.1	1	2.9%	0	0.0%	55	3/16	16	100.9
EAGLES	35	25	250	71.4%	7.1	1	2.9%	0	0.0%	55	3/16	16	100.9
OPPONENTS	36	22	337	61.1%	9.4	3	8.3%	0	0.0%	56t	4/30	30	119.8

RUSHING						
PLAYER	ATT	YDS	AVG	LG	TD	
D'Andre Swift	10	34	3.4	17	0	
Jalen Hurts	1	5	5.0	5	0	
Kenneth Gainwell	4	3	0.8	4	0	
EAGLES	15	42	2.8	17	0	
OPPONENTS	29	119	4.1	12	0	

RECEIVING						
PLAYER	REC	YDS	AVG	LG	TD	
DeVonta Smith	8	148	18.5	55	0	
D'Andre Swift	4	32	8.0	11	0	
Dallas Goedert	4	21	5.3	10	1	
Julio Jones	3	22	7.3	14	0	
Quez Watkins	3	12	4.0	6	0	
Kenneth Gainwell	2	10	5.0	9	0	
Olamide Zaccheaus	1	5	5.0	5	0	
EAGLES	25	250	10.0	55	1	
OPPONENTS	22	337	15.3	56t	3	

FIELD GOALS						
PLAYER	1-19	20-29	30-39	40-49	50+	TOTAL
Jake Elliott	0/0	0/0	0/0	1/1	0/0	1/1
EAGLES	0/0	0/0	0/0	1/1	0/0	1/1
OPPONENTS	0/0	1/1	0/0	1/1	1/1	3/3

PUNTING								
PLAYER	NO	YDS	AVG	NET	TB	IN 20	LG	BLK
Braden Mann	4	188	47.0	41.0	0	0	57	0
EAGLES	4	188	47.0	41.0	0	0	57	0
OPPONENTS	3	124	41.3	41.3	0	3	47	0

KICKOFF RETURNS						
PLAYER	NO	YDS	AVG	LG	TD	
Boston Scott	1	17	17.0	17	0	
EAGLES	1	17	17.0	17	0	
OPPONENTS	1	27	27.0	27	0	

PUNT RETURNS						
PLAYER	NO	FC	YDS	AVG	LG	TD
Britain Covey	1	2	0	0.0	0	0
EAGLES	1	2	0	0.0	0	0
OPPONENTS	2	1	24	12.0	13	0



SCORING									
PLAYER	TD	RUSH	REC	RET	PAT	FG	2 PT	SAF	PTS
Dallas Goedert	1	0	1	0	0/0	0/0	0	0	6
Jake Elliott	0	0	0	0	0/0	1/1	0	0	3
EAGLES	1	0	1	0	0/0	1/1	0	0	9
OPPONENTS	3	0	3	0	3/3	3/3	0	1	32

SCORE BY QUARTERS	Q1	Q2	Q3	Q4	OT	TOTAL
EAGLES	0	9	0	0	0	9
OPPONENTS	10	6	9	7	0	32

DEFENSE									
PLAYER	TOTAL	SOLO	ASST	TFL	SACKS	INT	PD	FF	FR
Nicholas Morrow	10	7	3	1	0.0	0	0	0	0
Zach Cunningham	9	4	5	0	0.0	0	2	0	0
Avonte Maddox	7	4	3	0	0.0	0	0	0	0
Darius Slay	6	4	2	0	0.0	0	0	0	0
Brandon Graham	5	5	0	3	1.0	0	0	0	0
Kevin Byard	5	5	0	0	0.0	0	0	0	0
Josh Sweat	4	3	1	1	1.0	0	0	0	0
Nolan Smith	4	1	3	0	0.5	0	0	0	0
Bradley Roby	3	2	1	0	0.0	0	0	0	0
James Bradberry	3	2	1	0	0.0	0	0	0	0
Milton Williams	2	2	0	1	1.0	0	0	0	0
Jalen Carter	2	1	1	0	0.0	0	0	0	0
Kelee Ringo	2	1	1	0	0.0	0	0	0	0
Jordan Davis	2	1	1	0	0.0	0	0	0	0
Fletcher Cox	2	0	2	0	0.5	0	0	0	0
Haason Reddick	1	0	1	0	0.0	0	0	0	0
TOTALS	67	42	25	6	4.0	0	2	0	0

INTERCEPTIONS					
PLAYER	NO	YDS	AVG	LG	TD
EAGLES	---	---	---	---	---
OPPONENTS	---	---	---	---	---

DEFENSIVE LEADERS	
SACKS	
Brandon Graham	1.0
Josh Sweat	1.0
Milton Williams	1.0
TACKLES FOR LOSS	
Brandon Graham	3
Nicholas Morrow	1
Josh Sweat	1
Milton Williams	1
PASSES DEFENSED	
Zach Cunningham	2

SPECIAL TEAMS TACKLES	
PLAYER	NO
Mekhi Garner	1
Ben VanSumeren	1
Eli Ricks	1
TOTALS	3



WEEKLY NFL RANKINGS						
WEEK	OFFENSE			DEFENSE		
	Rush	Pass	Total	Rush	Pass	Total
Wild Card	12	9	11	8	10	11

RED ZONE DRIVES											
	TOTAL	TD	FG	MFG	DOWN	FUM	INT	CLOCK	PTS	TD%	SCORE%
EAGLES	2	1	0	0	1	0	0	0	6	50.0%	50.0%
OPPONENTS	1	0	1	0	0	0	0	0	3	0.0%	100.0%

GOAL-TO-GO DRIVES											
	TOTAL	TD	FG	MFG	DOWN	FUM	INT	CLOCK	PTS	TD%	SCORE%
EAGLES	1	1	0	0	0	0	0	0	6	100.0%	100.0%
OPPONENTS	1	0	1	0	0	0	0	0	3	0.0%	100.0%

LONGEST DRIVES		
	EAGLES	OPPONENTS
MOST PLAYS	9 at TB (1/15/24) 9-56 (4:22), Downs	13 at TB (1/15/24) 13-45 (5:56), FG
MOST YARDS	75 at TB (1/15/24) 5-75 (2:29), TD	83 at TB (1/15/24) 12-83 (6:15), TD
MOST TIME	4:22 at TB (1/15/24) 9-56 (4:22), Downs	6:15 at TB (1/15/24) 12-83 (6:15), TD

LONGEST TOUCHDOWN DRIVES		
	EAGLES	OPPONENTS
MOST PLAYS	5 at TB (1/15/24) 5-75 (2:29), TD	12 at TB (1/15/24) 12-83 (6:15), TD
MOST YARDS	75 at TB (1/15/24) 5-75 (2:29), TD	83 at TB (1/15/24) 12-83 (6:15), TD
MOST TIME	2:29 at TB (1/15/24) 5-75 (2:29), TD	6:15 at TB (1/15/24) 12-83 (6:15), TD

REPLAY CHALLENGES - EAGLES (0 CHALLENGES, 0 OVERTURNED), OPPONENTS (0 CHALLENGES, 0 OVERTURNED)

GAME-BY-GAME OFFENSE																							
GAME		SCORE				1ST DOWN				3RD DOWN		4TH DOWN		NET YARDS			TO				PEN	PEN YDS	TOP
		PTS	OPP PTS	DIFF	OT	TOTAL	RUSH	PASS	PEN	CONV	ATT	CONV	ATT	TOTAL	PASS	RUSH							
Jan 15	at TB	9	32	-23	---	13	3	9	1	0	9	0	2	276	234	42	0	6	54	25:57			
TOTALS		9	32	-23	---	13	3	9	1	0	9	0	2	276	234	42	0	6	54	25:57			

GAME-BY-GAME DEFENSE																							
GAME		SCORE				1ST DOWN				3RD DOWN		4TH DOWN		NET YARDS			TO				PEN	PEN YDS	TOP
		PTS	OPP PTS	DIFF	OT	TOTAL	RUSH	PASS	PEN	CONV	ATT	CONV	ATT	TOTAL	PASS	RUSH							
Jan 15	at TB	32	9	23	---	23	9	13	1	6	14	1	2	426	307	119	0	5	25	34:03			
TOTALS		32	9	23	---	23	9	13	1	6	14	1	2	426	307	119	0	5	25	34:03			



EAGLES GAME-BY-GAME LEADERS

GAME		PASS YARDS	RUSH YARDS	RECEPTIONS	REC YARDS	TOUCHDOWNS	TACKLES	SACKS
Jan 15	at TB	J. Hurts - 250	D. Swift - 34	D. Smith - 8	D. Smith - 148	D. Goedert - 1	N. Morrow - 10	Three players - 1.0

OPPONENT GAME-BY-GAME LEADERS

GAME		PASS YARDS	RUSH YARDS	RECEPTIONS	REC YARDS	TOUCHDOWNS	TACKLES	SACKS
Jan 15	at TB	B. Mayfield - 337	R. White - 72	C. Otton - 8	C. Otton - 89	Three players - 1	J. Dean - 10	Two players - 1.0

EAGLES DRIVE EFFICIENCY

GAME		QUARTERBACK	DRIVES	DRIVES ENDED BY...									PTS	PTS/DR	DR %
				TD	FG	MFG	PUNT	DOWN	INT	FUM	SAF	CLOCK			
Jan 15	at TB	J. Hurts	10	1	1	0	4	2	0	0	1	1	9	0.9	20.0%
		M. Mariota	1	0	0	0	0	0	0	0	0	1	0	0.0	0.0%
		TOTAL	11	1	1	0	4	2	0	0	1	2	9	0.8	18.2%

OPPONENT DRIVE EFFICIENCY

GAME		QUARTERBACK	DRIVES	DRIVES ENDED BY...									PTS	PTS/DR	DR %
				TD	FG	MFG	PUNT	DOWN	INT	FUM	SAF	CLOCK			
Jan 15	at TB	B. Mayfield	10	3	3	0	3	1	0	0	0	0	32	3.2	60.0%
		TOTAL	10	3	3	0	3	1	0	0	0	0	32	3.2	60.0%

EAGLES THIRD DOWNS

GAME		1	2	3	4	5	6	7	8	9	10+	TOTAL
Jan 15	at TB	0-0	0-1	0-1	0-0	0-0	0-2	0-0	0-2	0-0	0-3	0-9
TOTALS		0-0	0-1	0-1	0-0	0-0	0-2	0-0	0-2	0-0	0-3	0-9
		---	0.0%	0.0%	---	---	0.0%	---	0.0%	---	0.0%	0.0%

OPPONENT THIRD DOWNS

GAME		1	2	3	4	5	6	7	8	9	10+	TOTAL
Jan 15	at TB	1-3	0-1	1-2	1-1	0-1	1-1	2-3	0-0	0-0	0-2	6-14
TOTALS		1-3	0-1	1-2	1-1	0-1	1-1	2-3	0-0	0-0	0-2	6-14
		33.3%	0.0%	50.0%	100.0%	0.0%	100.0%	66.7%	---	---	0.0%	42.9%

TAKEAWAYS

GAME		TURNOVER	STARTING LOS	POINT OF TURNOVER	RESULTING LOS	QUARTER	RESULT (POINTS)
Jan 15	at TB	---	---	---	---	---	---

TOTALS: 0 takeaways resulting in 0 points

L.O.S. Line of scrimmage * Red zone play + Touchdown return (ST) Special teams play (TB) Touchback (OFF) Offensive recovery

GIVEAWAYS

GAME		TURNOVER	STARTING LOS	POINT OF TURNOVER	RESULTING LOS	QUARTER	RESULT (POINTS)
Jan 15	at TB	---	---	---	---	---	---

TOTALS: 0 giveaways resulting in 0 points

L.O.S. Line of scrimmage * Red zone play + Touchdown return (ST) Special teams play (TB) Touchback (OFF) Offensive recovery



EAGLES 20+ YARD PLAYS

PASSING (20+ YARDS)		RUSHING (20+ YARDS)	
55	Jalen Hurts to DeVonta Smith (1/15/24 at TB)		
31	Jalen Hurts to DeVonta Smith (1/15/24 at TB)		

OPPONENT 20+ YARD PLAYS

PASSING (20+ YARDS)		RUSHING (20+ YARDS)	
56	Baker Mayfield to Trey Palmer (1/15/24 at TB)		
44	Baker Mayfield to David Moore (1/15/24 at TB)		
37	Baker Mayfield to David Moore (1/15/24 at TB)		
24	Baker Mayfield to Cade Otton (1/15/24 at TB)		
23	Baker Mayfield to Chris Godwin (1/15/24 at TB)		
21	Baker Mayfield to Mike Evans (1/15/24 at TB)		



OFFENSE												
	QB	RB	WR	WR	WR	TE	TE	LT	LG	C	RG	RT
@NE	Hurts	Gainwell	Brown	Smith	Watkins	Goedert	---	Mailata	Dickerson	Kelce	Jurgens	Johnson
Min	Hurts	Swift	Brown	Smith	---	Goedert	Stoll	Mailata	Dickerson	Kelce	Jurgens	Johnson
@TB	Hurts	Swift	Brown	Smith	---	Goedert	Stoll	Mailata	Dickerson	Kelce	Jurgens	Johnson
Was	Hurts	Swift	Brown	Smith	---	Goedert	Stoll	Mailata	Dickerson	Kelce	Jurgens	Johnson
@LAR	Hurts	Swift	Brown	Smith	Watkins	Goedert	---	Mailata	Dickerson	Kelce	Opeta	Johnson
@NYJ	Hurts	Swift	Brown	Smith	---	Goedert	Stoll	Mailata	Dickerson	Kelce	Opeta	Johnson
Mia	Hurts	Swift	Brown	Smith	Zaccheaus	Goedert	---	Mailata	Dickerson	Kelce	Opeta	Johnson
@Was	Hurts	Swift	Brown	Smith	---	Goedert	Stoll	Mailata	Dickerson	Kelce	Opeta	Johnson
Dal	Hurts	Swift	Brown	Smith	Jones	Goedert	---	Mailata	Dickerson	Kelce	Steen	Johnson
@KC	Hurts	Swift	Brown	Smith	---	Stoll	Calcaterra	Mailata	Dickerson	Kelce	Jurgens	Johnson
Buf	Hurts	Swift	Brown	Smith	Jones	Stoll	---	Mailata	Dickerson	Kelce	Jurgens	Driscoll
SF	Hurts	Swift	Brown	Smith	Watkins	Stoll	---	Mailata	Dickerson	Kelce	Jurgens	Johnson
@Dal	Hurts	Swift	Brown	Smith	Watkins	Goedert	---	Mailata	Dickerson	Kelce	Jurgens	Johnson
@Sea	Hurts	Swift	Brown	Smith	Jones	Goedert	---	Mailata	Dickerson	Kelce	Opeta	Johnson
NYG	Hurts	Swift	Brown	Smith	Jones	Goedert	---	Mailata	Opeta	Kelce	Jurgens	Johnson
Ari	Hurts	Swift	Brown	Smith	---	Goedert	Stoll	Mailata	Dickerson	Kelce	Jurgens	Johnson
NYG	Hurts	Gainwell	Brown	Watkins	---	Goedert	Stoll	Mailata	Dickerson	Kelce	Jurgens	Johnson
PLAYOFFS												
@TB	Hurts	Swift	Jones	Smith	---	Goedert	Stoll	Mailata	Dickerson	Kelce	Jurgens	Johnson

DEFENSE												
	DE	DT	DT	DE/DT	SAM	MIKE	WILL/DL	CB	CB	NCB	S	S
@NE	Sweat	Cox	Davis	Williams	Reddick	Dean	Cunningham	Bradberry	Slay	---	Evans	Blankenship
Min	Sweat	Cox	Davis	Williams	Reddick	Morrow	Cunningham	Jobe	Slay	Maddox	Evans	---
@TB	Sweat	Cox	Davis	Williams	Reddick	Morrow	Cunningham	Bradberry	Slay	---	Evans	Blankenship
Was	Sweat	Cox	Davis	---	Reddick	Morrow	Cunningham	Jobe	Slay	Bradberry	Edmunds	Blankenship
@LAR	Sweat	Williams	Davis	---	Reddick	Morrow	Cunningham	Bradberry	Slay	Goodrich	Evans	Blankenship
@NYJ	Sweat	Cox	Davis	Williams	Reddick	Morrow	Street	Bradberry	Jobe	---	Edmunds	Blankenship
Mia	Sweat	Cox	Davis	Williams	Reddick	Dean	Cunningham	Bradberry	Slay	---	Edmunds	Brown
@Was	Sweat	Cox	Davis	Williams	Reddick	Dean	---	Bradberry	Slay	Brown	Byard	Blankenship
Dal	Sweat	Cox	Davis	---	Reddick	Dean	Cunningham	Bradberry	Slay	Brown	Byard	Blankenship
@KC	Sweat	Cox	Davis	Williams	Reddick	Morrow	Cunningham	Bradberry	Slay	---	Byard	Blankenship
Buf	Sweat	Cox	Davis	---	Reddick	Morrow	Cunningham	Bradberry	Slay	Roby	Byard	Blankenship
SF	Sweat	Cox	Davis	Williams	Reddick	Morrow	Elliss	Bradberry	Slay	---	Byard	Blankenship
@Dal	Sweat	Cox	Davis	---	Reddick	Morrow	Cunningham	Bradberry	Slay	Roby	Byard	Blankenship
@Sea	Sweat	Cox	Davis	---	Reddick	Morrow	Leonard	Bradberry	Ringo	Brown	Byard	Blankenship
NYG	Sweat	Cox	Davis	---	Reddick	Leonard	VanSumeren	Bradberry	Ringo	Brown	Byard	Blankenship
Ari	Sweat	Cox	Davis	---	Reddick	Leonard	Morrow	Bradberry	Ringo	Maddox	Byard	Blankenship
NYG	Sweat	Carter	Davis	Williams	Reddick	Morrow	---	Bradberry	Ringo	Brown	Byard	Blankenship
PLAYOFFS												
@TB	Sweat	Cox	Davis	Williams	Reddick	Morrow	Cunningham	Bradberry	Slay	Maddox	Byard	---



PLAYER	@NE	Min	@TB	Was	@LAR	@NYJ	Mia	@Was	Dal	@KC	Buf	SF	@Dal	@Sea	NYG	Ari	@NYG	G/S	IA	DNP
Allen, Devon	PS	PS	P	PS	PS	P	PS	PS	PS	PS	PS	PS	PS	PS	PS	IR	IR	2/0	---	---
Barnett, Derek	P	P	P	P	P	P	P	P	IA	IA	X	X	X	X	X	X	X	8/0	2	---
Blankenship, Reed	S	IA	S	S	S	S	IA	S	S	S	S	S	S	S	S	S	S	15/15	2	---
Bradberry, James	CB	IA	CB	CB	CB	CB	CB	CB	CB	CB	CB	CB	CB	CB	CB	CB	CB	16/16	1	---
Brown, A.J.	WR	WR	WR	WR	WR	WR	WR	WR	WR	WR	WR	WR	WR	WR	WR	WR	WR	17/17	---	---
Brown, Sydney	P	P	P	IA	IA	IA	S	S	S	P	P	P	S	S	S	P	S	14/6	3	---
Byard, Kevin	X	X	X	X	X	X	X	S	S	S	S	S	S	S	S	S	S	10/10	---	---
Calcaterra, Grant	P	P	P	P	P	P	P	P	IA	TE	IA	P	P	P	P	P	P	15/1	2	---
Carter, Jalen	P	P	P	P	P	IA	P	P	P	P	P	P	P	P	P	P	DT	16/1	1	---
Covey, Britain	P	P	P	P	P	P	P	P	P	P	P	P	P	P	P	DNP	P	16/0	---	1
Cox, Fletcher	DT	DT	DT	DT	IA	DT	DT	DT	DT	DT	DT	DT	DT	DT	DT	DT	IA	15/15	2	---
Cunningham, Zach	LB	LB	LB	LB	LB	P	LB	P	LB	LB	LB	IA	LB	IA	IA	IA	P	13/10	4	---
Davis, Jordan	DT	DT	DT	DT	DT	DT	DT	DT	DT	DT	DT	DT	DT	DT	DT	DT	DT	17/17	---	---
Dean, Nakobe	LB	IR	IR	IR	IR	P	LB	LB	LB	IR	IR	IR	IR	IR	IR	IR	IR	5/4	---	---
Dickerson, Landon	LG	LG	LG	LG	LG	LG	LG	LG	LG	LG	LG	LG	LG	LG	LG	IA	LG	16/16	1	---
Driscoll, Jack	P	P	P	P	P	P	P	P	P	P	RT	P	P	P	P	P	P	17/1	---	---
Edmunds, Terrell	P	P	P	S	P	S	S	X	X	X	X	X	X	X	X	X	X	7/3	---	---
Elliott, Jake	P	P	P	P	P	P	P	P	P	P	P	P	P	P	P	P	P	17/0	---	---
Elliss, Christian	P	P	P	P	P	P	P	P	P	P	P	LB	X	X	X	X	X	12/1	---	---
Evans, Justin	S	S	S	IA	S	IR	IR	IR	IR	IR	IR	IR	IR	IR	IR	IR	IR	4/4	1	---
Gainwell, Kenneth	RB	IA	P	P	P	P	P	P	P	P	P	P	P	P	P	P	P	16/2	1	---
Garner, Mekhi	PS	PS	PS	PS	PS	P	P	PS	PS	PS	PS	PS	PS	PS	P	PS	PS	3/0	---	---
Goedert, Dallas	TE	TE	TE	TE	TE	TE	TE	TE	TE	IA	IA	IA	TE	TE	TE	TE	TE	14/14	3	---
Goodrich, Mario	IA	P	IA	P	CB	CB	PS	PS	PS	PS	PS	PS	PS	PS	PS	PS	PS	4/2	2	---
Graham, Brandon	P	P	P	P	P	P	P	P	P	P	P	P	P	P	P	P	P	17/0	---	---
Hurts, Jalen	QB	QB	QB	QB	QB	QB	QB	QB	QB	QB	QB	QB	QB	QB	QB	QB	QB	17/17	---	---
Jobe, Josh	P	CB	P	CB	P	CB	P	P	P	P	P	P	P	P	P	P	P	17/4	---	---
Johnson, Fred	P	P	P	P	P	P	P	P	P	P	P	P	P	P	P	P	P	17/0	---	---
Johnson, Lane	RT	RT	RT	RT	RT	RT	RT	RT	RT	RT	IA	RT	RT	RT	RT	RT	RT	16/16	1	---
Johnson, Patrick	P	P	P	P	P	P	IA	IA	P	P	P	P	P	P	P	P	P	15/0	2	---
Jones, Julio	X	X	X	X	X	X	P	P	WR	P	WR	P	P	WR	WR	P	P	11/4	---	---
Jurgens, Cam	RG	RG	RG	RG	IR	IR	IR	IR	IR	RG	RG	RG	RG	IA	RG	RG	RG	11/11	1	---
Kelce, Jason	C	C	C	C	C	C	C	C	C	C	C	C	C	C	C	C	C	17/17	---	---
Leonard, Shaquille	X	X	X	X	X	X	X	X	X	X	X	X	P	LB	LB	LB	P	5/3	---	---
Lovato, Rick	P	P	P	P	P	P	P	P	P	P	P	P	P	P	P	P	P	17/0	---	---
Maddox, Avonte	P	CB	IR	IR	IR	IR	IR	IR	IR	IR	IR	IR	IR	IR	IR	CB	P	4/2	---	---
Mailata, Jordan	LT	LT	LT	LT	LT	LT	LT	LT	LT	LT	LT	LT	LT	LT	LT	LT	LT	17/17	---	---
Mann, Braden	X	X	P	P	P	P	P	P	P	P	P	P	P	P	P	P	P	15/0	---	---
Mariota, Marcus	DNP	DNP	DNP	DNP	DNP	DNP	DNP	DNP	DNP	DNP	DNP	P	P	DNP	DNP	DNP	P	3/0	---	14
McCollum, Tristin	PS	PS	PS	P	PS	PS	PS	PS	PS	PS	PS	PS	PS	PS	P	PS	P	3/0	---	---
McKee, Tanner	IA	IA	IA	IA	IA	IA	IA	IA	IA	IA	IA	IA	IA	IA	IA	IA	IA	0/0	17	---
Morrow, Nicholas	PS	LB	LB	LB	LB	LB	P	P	P	LB	LB	LB	LB	LB	IA	LB	LB	15/12	1	---
Ojomo, Moro	IA	IA	IA	IA	P	P	IA	IA	IA	IA	P	P	IA	P	P	P	P	8/0	9	---
Okwuegbunam, Albert	IA	IA	IA	DNP	DNP	IA	IA	IA	P	P	P	P	IA	IA	IA	IR	IR	4/0	9	2
Opeta, Sua	P	P	P	P	RG	RG	RG	RG	P	IA	DNP	IA	IA	RG	LG	P	P	13/6	3	1
Penny, Rashaad	IA	P	DNP	IA	IA	IA	IA	IA	P	IA	IA	IA	IA	IA	IA	DNP	P	3/0	12	2
Reddick, Haason	LB	LB	LB	LB	LB	LB	LB	LB	LB	LB	LB	LB	LB	LB	LB	LB	LB	17/17	---	---
Ricks, Eli	IA	P	P	P	P	P	P	P	P	P	P	P	P	P	P	P	P	16/0	1	---
Ringo, Kelee	P	P	P	P	P	P	P	P	P	P	P	P	P	P	CB	CB	CB	17/4	---	---
Roby, Bradley	X	X	X	X	P	P	IA	IA	IA	P	CB	P	CB	P	P	IA	P	9/2	4	---
Scott, Boston	P	P	IA	P	P	P	P	P	IA	P	P	P	P	P	P	P	P	15/0	2	---
Scott, Josiah	X	X	X	X	X	X	P	P	P	P	IA	PS	PS	PS	PS	PS	PS	4/0	1	---
Siposs, Arryn	P	P	X	X	X	X	X	X	X	X	X	X	X	X	X	X	X	2/0	---	---
Slay, Darius	CB	CB	CB	CB	CB	IA	CB	CB	CB	CB	CB	CB	CB	IA	IA	IA	IA	12/12	5	---
Smith, Brandon	X	X	X	X	X	PS	X	PS	PS	PS	PS	PS	PS	PS	P	P	PS	2/0	---	---
Smith, DeVonta	WR	WR	WR	WR	WR	WR	WR	WR	WR	WR	WR	WR	WR	WR	WR	WR	IA	16/16	1	---
Smith, Nolan	P	P	P	P	P	P	P	P	P	P	P	P	P	P	P	P	P	17/0	---	---
Steen, Tyler	IA	IA	IA	IA	P	P	P	P	P	RG	P	P	P	P	P	IA	IA	11/1	6	---
Stoll, Jack	P	TE	TE	TE	P	TE	P	TE	P	TE	TE	TE	TE	P	P	P	TE	17/10	---	---
Street, Kentavious	P	P	P	P	P	DL	P	P	X	X	X	X	X	X	X	X	X	8/1	---	---
Sweat, Josh	DE	DE	DE	DE	DE	DE	DE	DE	DE	DE	DE	DE	DE	DE	DE	DE	DE	17/17	---	---
Swift, D'Andre	P	RB	RB	RB	RB	RB	RB	RB	RB	RB	RB	RB	RB	RB	RB	RB	IA	16/15	1	---
Togia, Noah	X	X	X	X	X	X	X	X	X	PS	P	PS	PS	PS	PS	PS	PS	1/0	---	---
Tuipulotu, Marlon	P	P	P	P	IA	IA	P	P	P	P	P	P	P	P	P	IA	P	14/0	3	---
VanSumeren, Ben	PS	PS	PS	PS	PS	PS	PS	PS	P	P	P	P	P	P	P	LB	P	9/1	---	---
Watkins, Quez	WR	P	IA	IA	WR	IR	IR	IR	IR	IR	P	WR	WR	P	P	DNP	WR	9/5	2	1
Williams, Milton	DE	DT	DT	P	DT	DT	DT	DT	P	DT	IA	DT	P	P	P	P	DT	16/10	1	---
Zaccheaus, Olamide	P	P	P	P	P	P	WR	P	P	P	P	P	P	P	P	P	P	17/1	---	---



PLAYOFF PARTICIPATION

OFFENSE

PLAYER	@TB	G/S	IA	DNP
Brown, A.J.	IA	0/0	1	---
Calcaterra, Grant	P	1/0	---	---
Covey, Britain	P	1/0	---	---
Dickerson, Landon	LG	1/1	---	---
Driscoll, Jack	P	1/0	---	---
Gainwell, Kenneth	P	1/0	---	---
Goedert, Dallas	TE	1/1	---	---
Hurts, Jalen	QB	1/1	---	---
Johnson, Fred	P	1/0	---	---
Johnson, Lane	RT	1/1	---	---
Jones, Julio	WR	1/1	---	---
Jurgens, Cam	RG	1/1	---	---
Kelce, Jason	C	1/1	---	---
Mailata, Jordan	LT	1/1	---	---
Mariota, Marcus	P	1/0	---	---
McKee, Tanner	IA	0/0	1	---
Opeta, Sua	P	1/0	---	---
Penny, Rashaad	IA	0/0	1	---
Scott, Boston	P	1/0	---	---
Smith, DeVonta	WR	1/1	---	---
Steen, Tyler	IA	0/0	1	---
Stoll, Jack	TE	1/1	---	---
Swift, D'Andre	RB	1/1	---	---
Watkins, Quez	P	1/0	---	---
Zaccheaus, Olamide	P	1/0	---	---

DEFENSE

PLAYER	@TB	G/S	IA	DNP
Blankenship, Reed	IA	0/0	1	---
Bradberry, James	CB	1/1	---	---
Brown, Sydney	IA	0/0	1	---
Byard, Kevin	S	1/1	---	---
Carter, Jalen	P	1/0	---	---
Cox, Fletcher	DT	1/1	---	---
Cunningham, Zach	LB	1/1	---	---
Davis, Jordan	DT	1/1	---	---
Garner, Mekhi	P	1/0	---	---
Graham, Brandon	P	1/0	---	---
Jobe, Josh	P	1/0	---	---
Johnson, Patrick	P	1/0	---	---
Leonard, Shaquille	DNP	0/0	---	1
Maddox, Avonte	CB	1/1	---	---
McCollum, Tristin	P	1/0	---	---
Morrow, Nicholas	LB	1/1	---	---
Ojomo, Moro	IA	0/0	---	---
Reddick, Haason	LB	1/1	---	---
Ricks, Eli	P	1/0	---	---
Ringo, Kelee	P	1/0	---	---
Roby, Bradley	P	1/0	---	---
Slay, Darius	CB	1/1	---	---
Smith, Nolan	P	1/0	---	---
Sweat, Josh	DE	1/1	---	---
Tuipulotu, Marlon	P	1/0	---	---
VanSumeren, Ben	P	1/0	---	---
Williams, Milton	DT	1/1	---	---

SPECIAL TEAMS

PLAYER	@TB	G/S	IA	DNP
Jake Elliott	P	1/0	---	---
Rick Lovato	P	1/0	---	---
Braden Mann	P	1/0	---	---



SPECIAL TEAMS	@NE	Min	@TB	Was	@LAR	@NYJ	Mia	@Was	Dal	@KC	Buf	SF	@Dal	@Sea	NYG	Ari	@NYG	Snaps	Pct	
TOTAL PLAYS	29	29	20	31	20	22	22	28	24	26	36	26	25	27	29	25	26	445		
Josh Jobe	22	4	13	13	15	11	17	21	20	23	30	23	22	24	22	20	23	323	73%	
Kelee Ringo	17	21	15	25	14	19	17	20	15	16	26	20	21	19	15	11	14	305	69%	
Patrick Johnson	23	21	15	25	15	14	IA	IA	17	19	23	17	22	24	21	20	23	299	67%	
Nolan Smith	13	12	13	17	12	11	13	15	11	14	18	17	15	14	18	15	17	245	55%	
Christian Elliss	23	22	14	25	15	18	17	21	19	22	26	16	X	X	X	X	X	238	53%	
Sydney Brown	19	18	5	IA	IA	IA	9	19	18	22	30	22	20	14	10	12	2	220	49%	
Eli Ricks	IA	13	13	17	12	5	13	14	11	13	18	14	13	14	16	13	13	212	48%	
Jack Stoll	18	17	9	14	9	11	6	13	9	10	10	6	14	13	14	14	12	199	45%	
Boston Scott	15	4	IA	17	11	11	12	15	IA	5	12	14	12	15	16	13	14	186	42%	
Ben VanSumeren	PS	PS	PS	PS	PS	PS	PS	PS	10	22	30	23	22	24	6	20	23	180	40%	
Jake Elliott	13	13	10	13	10	6	11	13	9	7	12	8	7	7	14	11	5	169	38%	
Grant Calcaterra	12	13	7	13	7	8	8	2	IA	2	IA	13	15	18	11	10	16	155	35%	
Jordan Davis	9	8	6	10	7	6	6	8	6	6	12	9	10	7	11	10	8	139	31%	
Rick Lovato	11	11	6	9	6	6	6	8	9	10	10	6	5	8	9	7	6	133	30%	
Reed Blankenship	9	IA	7	8	3	5	IA	9	9	11	21	9	3	9	6	7	8	124	28%	
Nicholas Morrow	PS	15	5	13	6	12	10	14	10	8	6	3	2	5	IA	2	5	116	26%	
Braden Mann	X	X	6	9	6	6	6	8	9	10	10	7	5	8	9	7	6	112	25%	
Olamide Zaccheaus	7	7	5	0	1	0	6	7	5	7	9	9	10	13	9	7	10	112	25%	
Terrell McMunds	20	13	14	15	13	7	4	X	X	X	X	X	X	X	X	X	X	86	19%	
Jack Driscoll	6	7	5	6	5	3	5	6	4	3	5	3	3	3	7	5	2	78	18%	
Fred Johnson	6	7	5	6	5	3	5	6	4	3	5	3	3	3	7	5	2	78	18%	
Jordan Mailata	6	7	5	6	5	3	5	6	4	3	5	3	3	3	7	5	2	78	18%	
Brandon Graham	3	4	1	5	2	4	3	5	4	5	9	6	7	4	3	5	7	77	17%	
Landon Dickerson	6	7	5	6	5	3	5	6	4	3	5	3	3	3	IA	5	2	71	16%	
Britain Covey	5	4	6	5	4	4	3	4	2	6	5	3	1	6	5	DNP	5	68	15%	
Milton Williams	4	5	2	5	2	4	3	5	3	3	IA	6	6	4	4	5	6	67	15%	
Sua Opetia	6	7	5	6	5	3	5	5	4	IA	DNP	IA	IA	3	7	5	2	63	14%	
Kenneth Gainwell	0	IA	0	0	0	0	0	6	3	2	2	5	4	3	12	13	10	60	13%	
Tristin McCollum	PS	PS	PS	20	PS	PS	PS	PS	PS	PS	PS	PS	PS	PS	17	PS	22	59	13%	
Jalen Carter	0	2	0	1	0	IA	3	3	4	4	9	6	7	4	3	5	7	58	13%	
Marlon Tuipulotu	0	2	1	4	IA	IA	1	4	3	4	9	6	7	4	3	IA	8	56	13%	
Derek Barnett	3	4	5	10	6	7	6	6	IA	IA	X	X	X	X	X	X	X	47	11%	
Tyler Steen	IA	IA	IA	IA	5	3	5	6	4	3	5	3	3	3	7	IA	IA	47	11%	
Cam Jurgens	6	7	5	2	IR	IR	IR	IR	IR	3	5	3	3	IA	7	5	0	46	10%	
Mekhi Garner	PS	PS	PS	PS	PS	14	14	PS	PS	PS	PS	PS	PS	17	PS	PS	PS	45	10%	
Josiah Scott	X	X	X	X	X	X	10	13	11	9	IA	PS	PS	PS	PS	PS	PS	43	10%	
Mario Goodrich	IA	14	IA	16	5	5	PS	PS	PS	PS	PS	PS	PS	PS	PS	PS	PS	40	9%	
Justin Evans	13	15	1	IA	7	IR	IR	IR	IR	IR	IR	IR	IR	IR	IR	IR	IR	36	8%	
Nakobe Dean	8	IR	IR	IR	IR	7	5	9	3	IR	IR	IR	IR	IR	IR	IR	IR	32	7%	
Brandon Smith	X	X	X	X	X	PS	X	PS	PS	PS	PS	PS	PS	PS	18	13	PS	31	7%	
Devon Allen	PS	PS	11	PS	PS	12	PS	PS	PS	PS	PS	PS	PS	PS	PS	PS	IR	IR	23	5%
Zach Cunningham	0	0	0	0	0	1	0	3	6	6	5	IA	0	IA	IA	IA	1	22	5%	
Arryn Siposs	11	11	X	X	X	X	X	X	X	X	X	X	X	X	X	X	X	22	5%	
Moro Ojomo	IA	IA	IA	IA	1	1	IA	IA	IA	IA	9	0	IA	0	0	5	0	16	4%	
Kentavious Street	0	0	0	0	1	5	3	3	X	X	X	X	X	X	X	X	X	12	3%	
Noah Togiai	X	X	X	X	X	X	X	X	X	PS	12	PS	PS	PS	PS	PS	PS	12	3%	
Kevin Byard	X	X	X	X	X	X	X	0	0	0	0	0	6	0	0	0	2	8	2%	
Rashaad Penny	IA	2	DNP	IA	IA	IA	IA	IA	5	IA	IA	IA	IA	IA	IA	DNP	0	7	2%	
Josh Sweat	0	0	0	0	0	1	0	1	1	1	1	0	0	0	1	0	1	7	2%	
Fletcher Cox	0	0	0	0	IA	1	0	1	1	1	1	0	0	0	0	0	IA	5	1%	
Albert Okwuegbunam	IA	IA	IA	DNP	IA	IA	IA	IA	5	0	0	0	IA	IA	IA	IR	IR	5	1%	
Haason Reddick	0	0	0	0	0	1	0	1	1	0	0	0	0	0	1	0	1	5	1%	
Bradley Roby	X	X	X	X	0	1	IA	IA	IA	0	1	0	0	0	1	IA	1	4	1%	
DeVonta Smith	1	1	0	0	0	0	0	1	0	0	0	0	0	1	0	0	IA	4	1%	
Dallas Goedert	1	1	0	0	0	0	0	1	0	IA	IA	IA	0	0	0	0	0	3	1%	
Shaquille Leonard	X	X	X	X	X	X	X	X	X	X	X	X	0	0	1	0	0	1	1%	
Avonte Maddox	1	0	IR	IR	IR	IR	IR	IR	IR	IR	IR	IR	IR	IR	IR	0	0	1	1%	
Quez Watkins	1	0	IA	IA	0	IR	IR	IR	IR	IR	0	0	0	0	0	DNP	0	1	1%	



PLAYOFF SNAP COUNTS

OFFENSE

	OFFENSE	@TB	Snaps	Pct
	TOTAL PLAYS	59	59	
QB	Jalen Hurts	57	57	97%
	Marcus Mariota	2	2	3%
	Tanner McKee	IA	0	0%
RB	D'Andre Swift	40	40	68%
	Kenneth Gainwell	19	19	32%
	Rashaad Penny	IA	0	0%
WR	Boston Scott	0	0	0%
	DeVonta Smith	57	57	97%
	Quez Watkins	48	48	81%
	Olamide Zaccheaus	38	38	64%
	Julio Jones	17	17	29%
	Britain Covey	3	3	5%
	A.J. Brown	IA	0	0%
TE	Dallas Goedert	48	48	81%
	Jack Stoll	24	24	41%
	Grant Calcaterra	1	1	2%
OFFENSIVE LINE	Cam Jurgens	59	59	100%
	Jordan Mailata	59	59	100%
	Landon Dickerson	57	57	97%
	Lane Johnson	57	57	97%
	Jason Kelce	57	57	97%
	Fred Johnson	2	2	3%
	Sua Opeta	2	2	3%
	Jack Driscoll	2	2	3%
	Tyler Steen	IA	0	0%

DEFENSE

	DEFENSE	@TB	Snaps	Pct
	TOTAL PLAYS	70	70	
DEFENSIVE LINE	Josh Sweat	47	47	67%
	Jordan Davis	42	42	60%
	Fletcher Cox	38	38	54%
	Jalen Carter	37	37	53%
	Brandon Graham	33	33	47%
	Milton Williams	28	28	40%
	Marlon Tuipulotu	17	17	24%
	Zach Cunningham	70	70	100%
	Nicholas Morrow	64	64	91%
	LB	Haason Reddick	49	49
Nolan Smith		16	16	23%
Patrick Johnson		0	0	0%
Ben VanSumeren		0	0	0%
DEFENSIVE BACKS		Kevin Byard	70	70
	Avonte Maddox	70	70	100%
	Darius Slay	65	65	93%
	James Bradberry	39	39	56%
	Kelee Ringo	35	35	50%
	Bradley Roby	35	35	50%
	Eli Ricks	15	15	21%
	Mekhi Garner	0	0	0%
Josh Jobe	0	0	0%	
Tristin McCollum	0	0	0%	

SPECIAL TEAMS

	SPECIAL TEAMS	@TB	Snaps	Pct
	TOTAL PLAYS	27	27	
	Josh Jobe	24	24	89%
	Patrick Johnson	24	24	89%
	Nolan Smith	24	24	89%
	Ben VanSumeren	24	24	89%
	Tristin McCollum	23	23	85%
	Mekhi Garner	18	18	67%
	Grant Calcaterra	14	14	52%
	Eli Ricks	14	14	52%
	Kelee Ringo	14	14	52%
	Jack Stoll	14	14	52%
	Kenneth Gainwell	11	11	41%
	Boston Scott	11	11	41%
	Jordan Davis	9	9	33%
	Braden Mann	8	8	30%
	Rick Lovato	7	7	26%
	Jalen Carter	6	6	22%
	Jake Elliott	6	6	22%
	Brandon Graham	6	6	22%
	Marlon Tuipulotu	6	6	22%
	Milton Williams	6	6	22%
	Nicholas Morrow	4	4	15%
	Britain Covey	3	3	11%
	Landon Dickerson	3	3	11%
	Jack Driscoll	3	3	11%
	Fred Johnson	3	3	11%
	Cam Jurgens	3	3	11%
	Jordan Mailata	3	3	11%
Sua Opeta	3	3	11%	
Olamide Zaccheaus	3	3	11%	



RECORD BOOK



FRONT OFFICE & COACHING STAFF

PLAYER BIOS

2023 EAGLES STATISTICS

RECORD BOOK

ALL-TIME RESULTS

ALL-TIME ROSTERS

HONORS & HISTORY


YEAR-BY-YEAR STATISTICS

OFF THE FIELD



SEASONS PLAYED

Rk	Player	Seasons
1.	Brandon Graham (DE) (2010-)	15
2.	Chuck Bednarik (C/LB) (1949-62)	14
3t.	Jason Kelce (C) (2011-23)	13
	Brian Dawkins (S) (1996-2008)	13
	Harold Carmichael (WR) (1971-83)	13
	Frank "Bucko" Kilroy (OL/DL) (1943-55)	13
	Vic Sears (DT) (1941-53)	13
8t.	Lane Johnson (2013-)	12
	Fletcher Cox (DT) (2012-23)	12
	Jason Peters (T) (2009-20)	12
	David Akers (K) (1999-2010)	12
	Jerry Sisemore (T) (1973-84)	12
	Bobby Walston (WR/K) (1951-62)	12



CHUCK BEDNARIK

GAMES PLAYED

Rk	Player	Games
1.	Brandon Graham (DE) (2010-)	195
2.	Jason Kelce (C) (2011-23)	193
3t.	Fletcher Cox (DT) (2012-23)	188
	David Akers (K) (1999-2010)	188
5.	Brian Dawkins (S) (1996-2008)	183
6.	Harold Carmichael (WR) (1971-83)	180
7.	Brent Celek (TE) (2007-17)	175
8.	Chuck Bednarik (C/LB) (1949-62)	169
9.	Tra Thomas (T) (1998-2008)	166
10.	Jon Dorenbos (LS) (2006-16)	162
11.	Randy Logan (S) (1973-83)	159
12.	Guy Morriss (C) (1973-83)	158
13.	Jerry Sisemore (T) (1973-84)	156
14.	Trent Cole (DE/LB) (2005-14)	155
15t.	Jason Peters (T) (2009-20)	148
	Donovan McNabb (QB) (1999-2009)	148
	Ken Clarke (DT) (1978-87)	148
	Bobby Walston (WR/K) (1951-62)	148
19.	Jon Runyan (T) (2000-08)	144
20.	Lane Johnson (T) (2013-)	143

CONSECUTIVE GAMES PLAYED

Rk	Player	Games
1t.	Jon Dorenbos (LS) (2006-16)	162
	Harold Carmichael (WR) (1971-83)	162
3.	Randy Logan (S) (1973-83)	159
4t.	Jason Kelce (C) (2014-23)	156
	Bobby Walston (WR/K) (1951-62)	148
6.	Jon Runyan (T) (2000-08)	144
7.	Ken Clarke (DT) (1977-87)	139
8.	Herman Edwards (DB) (1977-85)	135
9.	Frank LeMaster (LB) (1974-82)	129
10.	Sheldon Brown (CB) (2002-09)	128

CONSECUTIVE GAMES STARTED

Rk	Player	Games
1.	Jason Kelce (C) (2014-23)	156
2.	Jon Runyan (T) (2000-08)	144
3.	Herman Edwards (DB) (1977-85)	135
4.	Jerry Sisemore (T) (1974-82)	127
5.	Reggie White (DE) (1985-92)	120

GAMES PLAYED BY POSITION

QUARTERBACK

Rk	Player	Games
1.	Donovan McNabb (1999-2009)	148
2.	Ron Jaworski (1977-86)	142
3.	Randall Cunningham (1985-95)	122
4.	Norm Snead (1964-70)	85
5.	Sonny Jurgensen (1957-63)	83

OFFENSIVE LINE

Rk	Player	Games
1.	Jason Kelce (2011-23)	193
2.	Chuck Bednarik (1949-62)	169
3.	Tra Thomas (1998-2008)	166
4.	Guy Morriss (1973-83)	158
5.	Jerry Sisemore (1973-84)	156

DEFENSIVE BACK

Rk	Player	Games
1.	Brian Dawkins (1996-2008)	183
2.	Randy Logan (1973-83)	159
3t.	Andre Waters (1984-93)	137
	Wes Hopkins (1983-93)	137
5.	Herman Edwards (1977-85)	135

RUNNING BACK

Rk	Player	Games
1.	Tom Woodeshick (1963-71)	111
2.	Brian Westbrook (2002-09)	107
3.	Keith Byars (1986-92)	105
4.	Wilbert Montgomery (1977-84)	100
5.	Duce Staley (1997-2003)	98

DEFENSIVE LINE

Rk	Player	Games
1.	Brandon Graham (2010-)	195
2.	Fletcher Cox (2012-23)	188
3.	Trent Cole (2005-14)	155
4.	Ken Clarke (1978-87)	148
5.	Vic Sears (1941-53)	131

KICKER

Rk	Player	Games
1.	David Akers (1999-2010)	188
2.	Bobby Walston (1951-62)	148
3.	Jake Elliott (2017-)	113
4.	Sam Baker (1964-69)	82
5.	Tony Franklin (1979-83)	73

WIDE RECEIVER/TIGHT END

Rk	Player	Games
1.	Harold Carmichael (1971-83)	180
2.	Brent Celek (2007-17)	175
3.	Bobby Walston (1951-62)	148
4.	Pete Retzlaff (1956-66)	132
5.	Zach Ertz (2013-21)	122

LINEBACKER

Rk	Player	Games
1.	Chuck Bednarik (1949-62)	169
2.	William Thomas (1991-99)	140
3.	John Bunting (1972-82)	132
4.	Frank LeMaster (1974-82)	129
5.	Seth Joyner (1986-93)	120

PUNTER

Rk	Player	Games
1.	Donnie Jones (2013-17)	80
2.	Max Runager (1979-83, '89)	72
3.	Sean Landeta (1999-2002, '05)	65
4t.	Sav Rocca (2007-10)	64
	Tom Hutton (1995-98)	64
	Jeff Feagles (1990-93)	64



POINTS

Rk	Player	G	TD	XPM	XPA	FGM	FGA	2PT	Pts
1.	David Akers (1999-2010)	188	0	441	447	294	357	0	1,323
2.	Bobby Walston (WR/K) (1951-62)	148	46	365	383	80	157	0	881
3.	Jake Elliott (2017-)	113	0	271	277	168	195	0	775
4.	Sam Baker (1964-69)	82	0	205	213	90	153	0	475
5.	Harold Carmichael (WR) (1971-83)	180	79	0	0	0	0	0	474
6.	Steve Van Buren (B) (1944-51)	83	77	2	2	0	0	0	464
7.	Tony Franklin (1979-83)	73	0	172	182	80	128	0	412
8.	Brian Westbrook (RB) (2002-09)	107	68	0	0	0	0	1	410
9.	Tommy McDonald (FL) (1957-63)	88	67	0	0	0	0	0	402
10.	Paul McFadden (1984-87)	60	0	117	119	91	124	0	390
11.	Roger Ruzek (1989-93)	58	0	139	151	81	108	0	382
12.	Pete Pihos (E) (1947-55)	107	63	0	0	0	0	0	378
13.	Timmy Brown (B) (1960-67)	96	62	0	0	0	0	0	372
14.	Mike Quick (WR) (1982-90)	101	61	0	0	0	0	0	366
15.	Wilbert Montgomery (RB) (1977-84)	100	58	0	0	0	0	0	348
16.	Alex Henery (2011-13)	48	0	116	117	74	86	0	338
17.	LeSean McCoy (RB) (2009-14)	90	54	0	0	0	0	1	326
18t.	Tom Dempsey (1971-74)	47	0	84	90	66	108	0	282
	Pete Retzlaff (E) (1956-66)	132	47	0	0	0	0	0	282
20.	DeSean Jackson (WR) (2008-13, '19-20)	95	42	0	0	0	0	0	252

TOUCHDOWNS

Rk	Player	TD
1.	Harold Carmichael (WR) (1971-83).....	79
2.	Steve Van Buren (B) (1944-51).....	77
3.	Brian Westbrook (RB) (2002-09).....	68
4.	Tommy McDonald (FL) (1957-63).....	67
5.	Pete Pihos (E) (1947-55).....	63
6.	Timmy Brown (B) (1960-67).....	62
7.	Mike Quick (WR) (1982-90).....	61
8.	Wilbert Montgomery (RB) (1977-84).....	58
9.	LeSean McCoy (RB) (2009-14).....	54
10.	Pete Retzlaff (E) (1956-66).....	47

FIELD GOALS MADE

Rk	Player	FGM
1.	David Akers (1999-2010).....	294
2.	Jake Elliott (2017-)	168
3.	Paul McFadden (1984-87).....	91
4.	Sam Baker (1964-69).....	90
5.	Roger Ruzek (1989-93).....	81
6t.	Tony Franklin (1979-83).....	80
	Bobby Walston (WR/K) (1951-62).....	80
8.	Alex Henery (2011-13).....	74
9.	Tom Dempsey (1971-74).....	66
10.	Caleb Sturgis (2015-17).....	56

PATs MADE

Rk	Player	XPM
1.	David Akers (1999-2010).....	441
2.	Bobby Walston (WR/K) (1951-62).....	365
3.	Jake Elliott (2017-)	271
4.	Sam Baker (1964-69).....	205
5.	Tony Franklin (1979-83).....	172
6.	Cliff Patton (1946-50).....	160
7.	Roger Ruzek (1989-93).....	139
8.	Paul McFadden (1984-87).....	117
9.	Alex Henery (2011-13).....	116
10.	Roy Zimmerman (1943-46).....	89



DAVID AKERS

FIELD GOAL ATTEMPTS

Rk	Player	FGA
1.	David Akers (1999-2010).....	357
2.	Jake Elliott (2017-)	195
3.	Bobby Walston (WR/K) (1951-62).....	157
4.	Sam Baker (1964-69).....	153
5.	Tony Franklin (1979-83).....	128
6.	Paul McFadden (1984-87).....	124
7t.	Roger Ruzek (1989-93).....	108
	Tom Dempsey (1971-74).....	108
9.	Alex Henery (2011-13).....	86
10.	Caleb Sturgis (2015-17).....	66

PAT ATTEMPTS

Rk	Player	XPA
1.	David Akers (1999-2010).....	447
2.	Bobby Walston (WR/K) (1951-62).....	383
3.	Jake Elliott (2017-)	277
4.	Sam Baker (1964-69).....	213
5.	Tony Franklin (1979-83).....	182
6.	Cliff Patton (1946-50).....	166
7.	Roger Ruzek (1989-93).....	151
8.	Paul McFadden (1984-87).....	119
9.	Alex Henery (2011-13).....	117
10.	Roy Zimmerman (1943-46).....	98

FIELD GOAL PERCENTAGE

Rk	Player	FG%
1.	Jake Elliott (2017-)	86.2
2.	David Akers (1999-2010).....	82.4
3.	Roger Ruzek (1989-93).....	75.0
4.	Paul McFadden (1984-87).....	73.4
5.	Tony Franklin (1979-83).....	62.5

ALL-TIME SCORING

TDs by rushing.....	1,146
TDs by reception.....	1,753
TDs by INT return.....	107
TDs by kickoff return.....	29
TDs by punt return.....	33
TDs by fumble return.....	88
TDs by blocked punt.....	11
FGs made.....	1,450



POINTS

Rk	Player	TD	XPM	XPA	FGM	FGA	2PT	Pts
1.	Cody Parkey (2014)	0	54	54	<u>32</u>	36	0	150
2.	David Akers (2008)	0	45	45	33	40	0	144
3.	David Akers (2010)	0	<u>47</u>	<u>47</u>	32	38	0	143
4.	David Akers (2009)	0	43	45	32	37	0	<u>139</u>
5t.	Jake Elliott (2023)	0	45	46	30	32	0	135
	Caleb Sturgis (2016)	0	30	31	35	41	0	135
7.	Jake Elliott (2021)	0	44	44	30	33	0	134
8.	David Akers (2002)	0	43	43	30	34	0	133
9.	David Akers (2004)	0	41	42	<u>27</u>	<u>32</u>	0	<u>122</u>
10.	David Akers (2000)	0	34	36	29	33	0	121

Led NFL Led Conference

TOUCHDOWNS

Rk	Player	TD
1.	LeSean McCoy (2011).....	20
2.	Steve Van Buren (1945).....	18
3.	Jalen Hurts (2023).....	15
4t.	Brian Westbrook (2008).....	14
	Terrell Owens (2004).....	14
	Wilbert Montgomery (1979).....	14
	Steve Van Buren (1947).....	14

FIELD GOALS MADE

Rk	Player	FGM
1.	Caleb Sturgis (2016).....	35
2.	David Akers (2008).....	33
3t.	Cody Parkey (2014).....	32
	David Akers (2010).....	32
	David Akers (2009).....	32

PATs MADE

Rk	Player	XPM
1.	Cody Parkey (2014).....	54
2.	Jake Elliott (2022).....	51
3.	Cliff Patton (1948).....	50
4t.	David Akers (2006).....	48
	Tony Franklin (1980).....	48

CONSECUTIVE GAMES WITH TD

Rk	Player	Games
1.	LeSean McCoy (2011).....	9
2.	Steve Van Buren (1947).....	8
3t.	5x, last: Ricky Watters (1995).....	6

FIELD GOAL ATTEMPTS

Rk	Player	FGA
1.	Caleb Sturgis (2016).....	41
2t.	David Akers (2008).....	40
	Tom Dempsey (1973).....	40
4.	David Akers (2010).....	38
5t.	David Akers (2009).....	37
	Paul McFadden (1984).....	37

PAT ATTEMPTS

Rk	Player	XPA
1.	Cody Parkey (2014).....	54
2.	Jake Elliott (2022).....	53
3.	Cliff Patton (1948).....	50
4t.	David Akers (2006).....	48
	Roger Ruzek (1990).....	48
	Tony Franklin (1980).....	48
	Bobby Walston (1953).....	48

FIELD GOAL PERCENTAGE

Rk	Player	FG%
1.	Jake Elliott (2023).....	93.8
2.	Jake Elliott (2021).....	90.9
3t.	Cody Parkey (2014).....	88.9
	Alex Henery (2011).....	88.9
5.	David Akers (2002).....	88.2

CONSECUTIVE PATs MADE


Rk	Player	XPM
1.	David Akers (2004-09).....	173
2.	David Akers (2001-04).....	153
3.	Cliff Patton (1947-49).....	84

CONSECUTIVE FIELD GOALS MADE

Rk	Player	FGM
1.	Alex Henery (2012).....	22
2.	Jake Elliott (2018-19).....	20
3.	Caleb Sturgis (2016).....	18
4t.	Jake Elliott (2021).....	17
	Cody Parkey (2014).....	17
	Alex Henery (2011-12).....	17
	David Akers (2009).....	17
	David Akers (2001).....	17
9t.	David Akers (2008).....	15
	David Akers (2004).....	15



JAKE ELLIOTT



CODY PARKEY



POINTS

Rk	Player	Pts
1.	Bobby Walston (WR/K) (10/17/54 at Washington).....	25
2t.	Brian Westbrook (RB) (11/27/08 vs. Cardinals).....	24
	Irving Fryar (WR) (10/20/96 vs. Dolphins).....	24
	Wilbert Montgomery (RB) (10/7/79 vs. Washington).....	24
	Wilbert Montgomery (RB) (9/10/78 at Washington).....	24
	Ben Hawkins (FL) (9/28/69 vs. Steelers).....	24
	Tommy McDonald (FL) (10/4/59 vs. Giants).....	24
	Clarence Peaks (B) (11/16/58 vs. Cardinals).....	24

TOUCHDOWNS

Rk	Player	TD
1t.	Brian Westbrook (RB) (11/27/08 vs. Cardinals).....	4
	Irving Fryar (WR) (10/20/96 vs. Dolphins).....	4
	Wilbert Montgomery (RB) (10/7/79 vs. Washington).....	4
	Wilbert Montgomery (RB) (9/10/78 at Washington).....	4
	Ben Hawkins (FL) (9/28/69 vs. Steelers).....	4
	Tommy McDonald (FL) (10/4/59 vs. Giants).....	4
	Clarence Peaks (B) (11/16/58 vs. Cardinals).....	4

FIELD GOALS MADE


Rk	Player	FGM
1.	Tom Dempsey (11/12/72 at Oilers).....	6
2t.	Jake Elliott (1/8/23 vs. Giants).....	5
	Cody Parkey (11/23/14 vs. Titans).....	5
	Alex Henery (10/6/13 at Giants).....	5
	David Akers (11/18/01 at Cowboys).....	5
	Gary Anderson (12/22/96 vs. Cardinals).....	5
	Gary Anderson (10/1/95 at Saints).....	5

FIELD GOAL ATTEMPTS

Rk	Player	FGA
1t.	Tom Dempsey (11/12/72 at Oilers).....	7
	Sam Baker (12/5/65 vs. Cowboys).....	7
3t.	Cody Parkey (11/23/14 vs. Titans).....	6
	David Akers (10/3/04 at Bears).....	6
	Tom Dempsey (10/7/73 at Bills).....	6

LONGEST FIELD GOALS

Rk	Player	Yds
1t.	Jake Elliott (9/14/23 vs. Vikings).....	61
	Jake Elliott (9/24/17 vs. Giants).....	61
3t.	Jake Elliott (11/26/23 vs. Bills).....	59
	Tony Franklin (11/12/79 at Cowboys).....	59
5.	Jake Elliott (10/10/21 at Panthers).....	58
6.	David Akers (9/14/03 vs. Patriots).....	57
7t.	Jake Elliott (9/10/23 at Patriots).....	56
	Jake Elliott (11/1/23 vs. Saints).....	56
	Jake Elliott (11/11/18 vs. Cowboys).....	56
10.	Caleb Sturgis (10/30/16 at Cowboys).....	55



BOBBY WALSTON



PASSING YARDS

Rk	Player	G	Att	Cmp	Pct	Yds	Y/A	TD	INT	Lg	Rate
1.	Donovan McNabb (1999-2009)	148	4,746	2,801	59.0	32,873	6.9	216	100	91t	86.5
2.	Ron Jaworski (1977-86)	142	3,918	2,088	53.3	26,963	6.9	175	151	99t	74.0
3.	Randall Cunningham (1985-95)	122	3,362	1,874	55.7	22,877	6.8	150	105	95t	78.7
4.	Carson Wentz (2016-20)	68	2,492	1,562	62.7	16,811	6.7	113	50	73t	89.2
5.	Norm Snead (1964-70)	85	2,236	1,154	51.6	15,672	7.0	111	124	87t	67.7
6.	Jalen Hurts (2020-)	62	1,578	1,000	63.4	11,764	7.5	67	34	91	91.1
7.	Tommy Thompson (1941-50)	88	1,396	723	51.8	10,240	7.3	90	100	75t	67.4
8.	Michael Vick (2009-13)	54	1,300	773	59.5	9,984	7.7	57	33	91t	87.7
9.	Sonny Jurgensen (1957-63)	83	1,107	602	54.4	9,639	8.7	76	73	84	79.1
10.	Nick Foles (2012-14, '17-18)	40	1,189	748	62.9	8,703	7.3	58	23	83t	93.2
11.	Bobby Thomason (1952-57)	68	1,113	556	50.0	8,124	7.3	57	80	67t	61.2
12.	Norm Van Brocklin (1958-60)	36	998	542	54.3	7,497	7.5	55	51	91t	75.7
13.	Roman Gabriel (1973-77)	53	1,185	661	55.8	7,221	6.1	47	37	80t	74.2
14.	Adrian Burk (1951-56)	70	960	457	47.6	6,203	6.5	55	77	84t	54.4
15.	Rodney Peete (1995-98)	30	756	434	57.4	4,945	6.5	17	27	62	69.8
16.	Ty Detmer (1996-97)	21	645	372	57.7	4,478	6.9	22	19	57	78.2
17.	King Hill (1961-68)	71	635	325	51.2	4,308	6.8	29	51	92t	54.8
18.	Sam Bradford (2015)	14	532	346	65.0	3,725	7.0	19	14	78t	86.4
19.	Roy Zimmerman (1943-46)	41	435	190	43.7	3,219	7.4	30	43	75t	52.7
20.	Mark Sanchez (2014-15)	13	400	257	64.3	3,034	7.6	18	15	72	86.6

ATTEMPTS

Rk	Player	Att
1.	Donovan McNabb (1999-2009)	4,746
2.	Ron Jaworski (1977-86)	3,918
3.	Randall Cunningham (1985-95)	3,362
4.	Carson Wentz (2016-20)	2,492
5.	Norm Snead (1964-70)	2,236
6.	Jalen Hurts (2020-)	1,578
7.	Tommy Thompson (1941-50)	1,396
8.	Michael Vick (2009-13)	1,300
9.	Nick Foles (2012-14, '17-18)	1,189
10.	Roman Gabriel (1973-77)	1,185

COMPLETIONS

Rk	Player	Cmp
1.	Donovan McNabb (1999-2009)	2,801
2.	Ron Jaworski (1977-86)	2,088
3.	Randall Cunningham (1985-95)	1,874
4.	Carson Wentz (2016-20)	1,562
5.	Norm Snead (1964-70)	1,154
6.	Jalen Hurts (2020-)	1,000
7.	Michael Vick (2009-13)	773
8.	Nick Foles (2012-14, '17-18)	748
9.	Tommy Thompson (1941-50)	723
10.	Roman Gabriel (1973-77)	661

COMPLETION %

Rk	Player	Pct
1.	Sam Bradford (2015)	65.0
2t.	Jalen Hurts (2020-)	63.4
	Nick Foles (2012-14, '17-18)	62.9
4.	Carson Wentz (2016-20)	62.7
5.	Michael Vick (2009-13)	59.5
6.	Donovan McNabb (1999-2009)	59.0
7.	Ty Detmer (1996-97)	57.7
8.	Rodney Peete (1995-98)	57.4
9.	Roman Gabriel (1973-77)	55.8
10.	Randall Cunningham (1985-95)	55.7

YARDS/ATTEMPT

Rk	Player	Y/A
1.	Sonny Jurgensen (1957-63)	8.7
2.	Michael Vick (2009-13)	7.7
3t.	Jalen Hurts (2020-)	7.5
	Norm Van Brocklin (1958-60)	7.5
5t.	Nick Foles (2012-14, '17-18)	7.3
	Bobby Thomason (1952-57)	7.3
	Tommy Thompson (1941-50)	7.3
8t.	Sam Bradford (2015)	7.0
	Norm Snead (1964-70)	7.0
10t.	Donovan McNabb (1999-2009)	6.9
	Ty Detmer (1996-97)	6.9

TOUCHDOWNS

Rk	Player	TD
1.	Donovan McNabb (1999-2009)	216
2.	Ron Jaworski (1977-86)	175
3.	Randall Cunningham (1985-95)	150
4.	Carson Wentz (2016-20)	113
5.	Norm Snead (1964-70)	111
6.	Tommy Thompson (1941-50)	90
7.	Sonny Jurgensen (1957-63)	76
8.	Jalen Hurts (2020-)	67
9.	Nick Foles (2012-14, '17-18)	58
10t.	Michael Vick (2009-13)	57
	Bobby Thomason (1952-57)	57

TOUCHDOWN %

Rk	Player	TD%
1.	Sonny Jurgensen (1957-63)	6.9
2.	Tommy Thompson (1941-50)	6.4
3.	Adrian Burk (1951-56)	5.7
4.	Norm Van Brocklin (1958-60)	5.5
5.	Bobby Thomason (1952-57)	5.1
6.	Norm Snead (1964-70)	5.0
7.	Nick Foles (2012-14, '17-18)	4.9
8t.	Donovan McNabb (1999-2009)	4.6
	King Hill (1961-68)	4.6
10.	Carson Wentz (2016-20)	4.5

INTERCEPTIONS

Rk	Player	INT
1.	Ron Jaworski (1977-86)	151
2.	Norm Snead (1964-70)	124
3.	Randall Cunningham (1985-95)	105
4t.	Donovan McNabb (1999-2009)	100
	Tommy Thompson (1941-50)	100
6.	Bobby Thomason (1952-57)	80
7.	Adrian Burk (1951-56)	77
8.	Sonny Jurgensen (1957-63)	73
9t.	King Hill (1961-68)	51
	Norm Van Brocklin (1958-60)	51

INTERCEPTION %

Rk	Player	INT%
1.	Nick Foles (2012-14, '17-18)	1.9
2.	Carson Wentz (2016-20)	2.0
3.	Donovan McNabb (1999-2009)	2.1
4.	Jalen Hurts (2020-)	2.2
5.	Michael Vick (2009-13)	2.5
6.	Sam Bradford (2015)	2.6
7.	Ty Detmer (1996-97)	3.0
8t.	Roman Gabriel (1973-77)	3.1
	Randall Cunningham (1985-95)	3.1
10.	Rodney Peete (1995-98)	3.6

PASSER RATING

Rk	Player	Rate
1.	Nick Foles (2012-14, '17-18)	93.2
2.	Jalen Hurts (2020-)	91.1
3.	Carson Wentz (2016-20)	89.2
4.	Michael Vick (2009-13)	87.7
5.	Donovan McNabb (1999-2009)	86.5
6.	Sam Bradford (2015)	86.4
7.	Sonny Jurgensen (1957-63)	79.1
8.	Randall Cunningham (1985-95)	78.7
9.	Ty Detmer (1996-97)	78.2
10.	Norm Van Brocklin (1958-60)	75.7



PASSING YARDS

Rk	Player	Att	Cmp	Pct	Yds	Y/A	TD	INT	Lg	Rate
1.	Carson Wentz (2019)	607	388	63.9	4,039	6.7	27	7	53t	93.1
2.	Donovan McNabb (2008)	571	345	60.4	3,916	6.9	23	11	90t	86.4
3.	Donovan McNabb (2004)	469	300	64.0	3,875	8.3	31	8	80	104.7
4.	Jalen Hurts (2023)	538	352	65.4	3,858	7.2	23	15	63	89.1
5.	Randall Cunningham (1988)	560	301	53.8	3,808	6.8	24	16	80t	77.6
6.	Carson Wentz (2016)	607	379	62.4	3,782	6.2	16	14	73t	79.3
7.	Sam Bradford (2015)	532	346	65.0	3,725	7.0	19	14	78t	86.4
8.	Sonny Jurgensen (1961)	416	235	56.5	3,723	9.0	32	24	69	88.1
9.	Jalen Hurts (2022)	460	306	66.5	3,701	8.0	22	6	68	101.6
10.	Donovan McNabb (2009)	443	267	60.3	3,553	8.0	22	10	60t	92.9

Led NFL Led Conference

ATTEMPTS

Rk	Player	Att
1t.	Carson Wentz (2019)	607
	Carson Wentz (2016)	607
3.	Donovan McNabb (2008)	571
4.	Donovan McNabb (2000)	569
5.	Randall Cunningham (1988)	560

COMPLETIONS

Rk	Player	Cmp
1.	Carson Wentz (2019)	388
2.	Carson Wentz (2016)	379
3.	Jalen Hurts (2023)	352
4.	Sam Bradford (2015)	346
5.	Donovan McNabb (2008)	345

COMPLETION %

Rk	Player	Pct
1.	Carson Wentz (2018)	69.6
2.	Jalen Hurts (2022)	66.5
3.	Jalen Hurts (2023)	65.4
4.	Sam Bradford (2015)	65.0
5.	Mark Sanchez (2014)	64.1

YARDS/ATTEMPT

Rk	Player	Y/A
1.	Nick Foles (2013)	9.1
2.	Sonny Jurgensen (1961)	9.0
3.	Sonny Jurgensen (1962)	8.9
4.	Norm Van Brocklin (1960)	8.7
5.	Donovan McNabb (2006)	8.4

TOUCHDOWNS

Rk	Player	TD
1.	Carson Wentz (2017)	33
2.	Sonny Jurgensen (1961)	32
3.	Donovan McNabb (2004)	31
4.	Randall Cunningham (1990)	30
5.	Norm Snead (1967)	29

TOUCHDOWN %

Rk	Player	TD%
1.	Nick Foles (2013)	8.5
2.	Norm Van Brocklin (1960)	8.5
3.	Sonny Jurgensen (1961)	7.7
4.	Carson Wentz (2017)	7.5
5.	Bobby Thomason (1953)	6.9

FEWEST INTERCEPTIONS

Rk	Player	INT
1.	Nick Foles (2013)	2
2t.	Nick Foles (2012)	5
	Bubby Brister (1993)	5
4t.	Jalen Hurts (2022)	6
	Michael Vick (2010)	6
	Donovan McNabb (2006)	6
	Donovan McNabb (2002)	6

LONGEST PASSING PLAYS

Rk	Player	Yds
1.	Ron Jaworski to Mike Quick (11/10/1985 vs. Falcons)	99t
2.	Randall Cunningham to Fred Barnett (12/2/1990 at Bills)	95t
3.	Randall Cunningham to Herschel Walker (9/4/1994 at Giants)	93
4.	King Hill to Ben Hawkins (9/22/1968 vs. Giants)	92t
5t.	Jalen Hurts to Quez Watkins (9/19/21 vs. 49ers)	91
	Michael Vick to DeSean Jackson (12/12/2010 at Cowboys)	91t
	Donovan McNabb to Terrell Owens (10/30/2005 at Broncos)	91t
	Norm Van Brocklin to T. McDonald (10/5/1958 vs. Giants)	91t
9t.	Donovan McNabb to Hank Baskett (9/7/2008 vs. Rams)	90t
	Ron Jaworski to Mike Quick (10/28/1984 vs. Cardinals)	90t

NFL Record (tied)

INTERCEPTION %

Rk	Player	INT%
1.	Nick Foles (2013)	0.6
2t.	Jalen Hurts (2022)	1.2
	Carson Wentz (2019)	1.2
4.	Donovan McNabb (2007)	1.5
5t.	Carson Wentz (2017)	1.6
	Michael Vick (2010)	1.6

CONSECUTIVE COMPLETIONS

Rk	Player	Cmp
1.	Nick Foles (12/30/18 at Washington)	25
2.	Donovan McNabb (11/28/04 at Giants - 12/5/04 vs. Packers)	24
3.	Donovan McNabb (9/23/07 vs. Lions)	18
4.	Jalen Hurts (10/29/23 at Washington)	17
5t.	Carson Wentz (12/15/19 at Washington)	15
	Carson Wentz (10/21/18 vs. Panthers)	15
	Donovan McNabb (9/21/08 vs. Steelers)	15

NFL Record (tied) Most consecutive completions to start a game by Eagles QB

PASSER RATING

Rk	Player	Rate
1.	Nick Foles (2013)	119.2
2.	Donovan McNabb (2004)	104.7
3.	Carson Wentz (2018)	102.2
4.	Carson Wentz (2017)	101.9
5.	Jalen Hurts (2022)	101.6



PASSING YARDS

Rk	Player	Yds
1.	Nick Foles (12/23/18 vs. Texans)	471
2.	Donovan McNabb (12/5/04 vs. Packers)	464
3.	Donovan McNabb (11/15/09 at Chargers)	450
4.	Randall Cunningham (9/17/89 at Washington)	447
5.	Bobby Thomason (11/8/53 vs. Giants)	437
6.	Sonny Jurgensen (10/29/61 at Washington)	436
7t.	Nick Foles (12/15/13 at Vikings)	428
	Michael Vick (9/15/13 vs. Chargers)	428
9.	Sonny Jurgensen (12/16/62 at Cardinals)	419
10.	Michael Vick (10/2/11 vs. 49ers)	416
11.	Nick Foles (10/26/14 at Cardinals)	411
12.	Nick Foles (11/3/13 at Raiders)	406
13.	Sonny Jurgensen (12/17/61 at Lions)	403
14.	Randall Cunningham (10/2/89 at Bears)	401
15.	Vince Young (11/27/11 vs. Patriots)	400

ATTEMPTS

Rk	Player	Att
1t.	Nick Foles (10/26/14 at Cardinals)	62
	Randall Cunningham (10/2/89 at Bears)	62
3.	Carson Wentz (12/4/16 at Bengals)	60
4.	Donovan McNabb (11/16/08 at Bengals)	58
5.	Sonny Jurgensen (9/23/62 vs. Giants)	57

COMPLETIONS

Rk	Player	Cmp
1t.	Sam Bradford (12/26/15 vs. Washington)	37
	Mark Sanchez (12/20/14 at Washington)	37
3t.	Carson Wentz (12/4/16 at Bengals)	36
	Sam Bradford (9/14/15 at Falcons)	36
	Nick Foles (10/26/14 at Cardinals)	36

COMPLETION PERCENTAGE

Rk	Player	Pct
1.	Nick Foles (12/30/18 at Washington)	84.9
2.	Nick Foles (12/22/13 vs. Bears)	84.0
3.	Rodney Peete (9/15/96 vs. Lions)	83.3
4t.	Nate Sudfeld (12/31/17 vs. Cowboys)	82.6
	Jeff Garcia (11/26/06 at Colts)	82.6

YARDS PER ATTEMPT

Rk	Player	Y/A
1.	Sonny Jurgensen (11/25/62 vs. Cowboys)	16.3
2.	Sonny Jurgensen (11/26/61 vs. Cowboys)	15.3
3.	Donovan McNabb (9/23/07 vs. Lions)	14.7
4.	Nick Foles (11/3/13 at Raiders)	14.5
5.	Randall Cunningham (10/24/94 vs. Texans)	12.9

PASSER RATING

Rk	Player	Rate
1t.	Nick Foles (11/3/13 at Raiders)	158.3
	Donovan McNabb (9/23/07 vs. Lions)	158.3
3.	Donovan McNabb (10/11/09 vs. Buccaneers)	157.2
4.	Randall Cunningham (9/13/92 at Cardinals)	156.6
5.	Donovan McNabb (9/18/05 vs. 49ers)	155.4

TOUCHDOWNS

Rk	Player	TD
1t.	Nick Foles (11/3/13 at Raiders)	7
	Adrian Burk (10/17/54 at Washington)	7
3t.	Donovan McNabb (9/18/05 vs. 49ers)	5
	Donovan McNabb (12/5/04 vs. Packers)	5
	Randall Cunningham (9/17/89 at Washington)	5
	Norm Snead (9/28/69 vs. Steelers)	5
	Sonny Jurgensen (12/16/62 at Cardinals)	5
	Sonny Jurgensen (11/26/61 vs. Cowboys)	5
	Adrian Burk (11/28/54 vs. Washington)	5

NFL Record (tied)

400+ PASSING YARDS

400+ YARD PASSING GAMES, Career

Rk	Player	Games
1.	Nick Foles (2012-14, '17-18)	4
2t.	Michael Vick (2009-13)	3
	Randall Cunningham (1985-95)	3
	Sonny Jurgensen (1957-63)	3
5.	Donovan McNabb (1999-2009)	2

Includes playoff games

400+ YARD PASSING GAMES, Season

Rk	Player	Games
1t.	Nick Foles (2013)	2
	Randall Cunningham (1989)	2
	Sonny Jurgensen (1961)	2

Regular season only

300+ PASSING YARDS

300+ YARD PASSING GAMES, Career

Rk	Player	Games
1.	Donovan McNabb (1999-2009)	30
2.	Carson Wentz (2016-20)	19
3t.	Jalen Hurts (2020-)	13
	Randall Cunningham (1985-95)	13
5t.	Nick Foles (2012-14, '17-18)	12
	Ron Jaworski (1977-86)	12

Includes playoff games

300+ YARD PASSING GAMES, Season

Rk	Player	Games
1t.	Carson Wentz (2019)	5
	Carson Wentz (2018)	5
	Sam Bradford (2015)	5
	Donovan McNabb (2004)	5
	Sonny Jurgensen (1961)	5

Regular season only

CONSECUTIVE 300+ YARD PASSING GAMES

Rk	Player	Games
1t.	Sam Bradford (2015)	3
	Nick Foles (2014)	3
	Mark Sanchez (2014)	3
	Michael Vick (2011-12)	3
	Donovan McNabb (2005)	3

Regular season only



300+ YARD PASSING GAMES (TDs/INTs)

12/25/23..... Jalen Hurts at Giants (W).....	301 (1/1)	11/28/10..... Michael Vick at Bears (L).....	333 (2/1)
10/29/23..... Jalen Hurts at Commanders (W).....	319 (4/0)	11/15/10..... Michael Vick at Washington (W).....	333 (4/0)
10/08/23..... Jalen Hurts vs. Rams (W).....	303 (1/1)	10/17/10..... Kevin Kolb vs. Falcons (W).....	326 (3/1)
10/01/23..... Jalen Hurts vs. Commanders (W).....	319 (2/0)	12/27/09..... Donovan McNabb vs. Broncos (W).....	322 (3/1)
02/12/23..... Jalen Hurts vs. Chiefs (L).....	304 (1/0)	12/20/09..... Donovan McNabb vs. 49ers (W).....	306 (1/2)
12/24/22..... Gardner Minshew at Cowboys (L).....	355 (2/2)	11/15/09..... Donovan McNabb at Chargers (L).....	450 (2/1)
12/18/22..... Jalen Hurts at Bears (W).....	315 (0/2)	09/27/09..... Kevin Kolb vs. Chiefs (W).....	327 (2/0)
12/4/22..... Jalen Hurts vs. Titans (W).....	380 (3/0)	09/20/09..... Kevin Kolb vs. Saints (L) - first NFL start.....	391 (2/3)
09/25/22..... Jalen Hurts at Commanders (W).....	340 (3/0)	01/18/09..... Donovan McNabb at Cardinals (L).....	375 (3/1)
09/19/22..... Jalen Hurts vs. Vikings (W).....	333 (1/1)	01/04/09..... Donovan McNabb at Vikings (W).....	300 (1/1)
10/03/21..... Jalen Hurts vs. Chiefs (L).....	387 (2/0)	11/16/08..... Donovan McNabb at Bengals (T).....	339 (1/3)
09/27/21..... Jalen Hurts at Cowboys (L).....	326 (2/2)	11/02/08..... Donovan McNabb at Seahawks (W).....	349 (2/1)
12/27/20..... Jalen Hurts at Cowboys (L).....	342 (1/2)	09/07/08..... Donovan McNabb vs. Rams (W).....	361 (3/0)
12/20/20..... Jalen Hurts at Cardinals (L).....	338 (3/0)	12/30/07..... Donovan McNabb vs. Bills (W).....	345 (1/1)
10/22/20..... Carson Wentz vs. Giants (W).....	359 (2/1)	11/25/07..... A.J. Feeley at Patriots (L).....	345 (3/3)
12/22/19..... Carson Wentz vs. Cowboys (W).....	319 (1/0)	10/28/07..... Donovan McNabb at Vikings (W).....	333 (1/0)
12/09/19..... Carson Wentz vs. Giants (W).....	325 (2/0)	09/23/07..... Donovan McNabb vs. Lions (W).....	381 (4/0)
12/01/19..... Carson Wentz at Dolphins (L).....	310 (3/1)	12/31/06..... A.J. Feeley vs. Falcons (W).....	321 (3/0)
10/13/19..... Carson Wentz at Vikings (L).....	306 (2/1)	12/04/06..... Jeff Garcia vs. Panthers (W).....	312 (3/0)
09/08/19..... Carson Wentz vs. Washington (W).....	313 (3/0)	10/22/06..... Donovan McNabb at Buccaneers (L).....	302 (3/3)
12/23/18..... Nick Foles vs. Texans (W).....	471 (4/1)	10/08/06..... Donovan McNabb vs. Cowboys (W).....	354 (2/0)
12/03/18..... Carson Wentz vs. Washington (W).....	306 (2/1)	09/17/06..... Donovan McNabb vs. Giants (L).....	350 (2/0)
11/11/18..... Carson Wentz vs. Cowboys (L).....	360 (2/1)	09/10/06..... Donovan McNabb at Texans (W).....	314 (3/1)
10/21/18..... Carson Wentz vs. Panthers (L).....	310 (2/0)	11/06/05..... Donovan McNabb at Washington (L).....	304 (1/1)
10/07/18..... Carson Wentz vs. Vikings (L).....	311 (2/0)	10/02/05..... Donovan McNabb at Chiefs (W).....	369 (3/1)
09/30/18..... Carson Wentz at Titans (L).....	348 (2/0)	09/25/05..... Donovan McNabb vs. Raiders (W).....	365 (2/1)
09/16/18..... Nick Foles at Buccaneers (L).....	334 (1/0)	09/18/05..... Donovan McNabb vs. 49ers (W).....	342 (5/0)
02/04/18..... Nick Foles at Patriots (W).....	373 (3/1)	02/06/05..... Donovan McNabb vs. Patriots (L).....	357 (3/3)
01/21/18..... Nick Foles vs. Vikings (W).....	352 (3/0)	12/05/04..... Donovan McNabb vs. Packers (W).....	464 (5/0)
12/03/17..... Carson Wentz at Seahawks (L).....	348 (1/1)	11/15/04..... Donovan McNabb at Cowboys (W).....	345 (4/0)
10/08/17..... Carson Wentz vs. Cardinals (W).....	304 (4/1)	10/24/04..... Donovan McNabb at Browns (W).....	376 (4/1)
09/17/17..... Carson Wentz at Chiefs (L).....	333 (2/1)	09/26/04..... Donovan McNabb at Lions (W).....	356 (2/0)
09/10/17..... Carson Wentz at Washington (W).....	307 (2/1)	09/12/04..... Donovan McNabb vs. Giants (W).....	330 (4/0)
12/11/16..... Carson Wentz* vs. Washington (L).....	314 (1/1)	11/16/03..... Donovan McNabb vs. Giants (W).....	314 (2/0)
12/04/16..... Carson Wentz* at Bengals (L).....	308 (1/3)	11/02/03..... Donovan McNabb at Falcons (W).....	312 (1/0)
11/06/16..... Carson Wentz* at Giants (L).....	364 (0/2)	09/09/01..... Donovan McNabb vs. Rams (L).....	312 (2/1)
09/25/16..... Carson Wentz* vs. Steelers (W).....	301 (2/0)	12/10/00..... Donovan McNabb at Browns (W).....	390 (4/0)
01/03/16..... Sam Bradford at Giants (W).....	320 (2/1)	10/01/00..... Donovan McNabb vs. Falcons (W).....	311 (2/1)
12/26/15..... Sam Bradford vs. Washington (L).....	380 (1/0)	11/30/97..... Bobby Hoying vs. Bengals (W).....	313 (4/1)
12/20/15..... Sam Bradford vs. Cardinals (L).....	361 (2/2)	11/24/96..... Ty Detmer at Cardinals (L).....	322 (0/1)
10/11/15..... Sam Bradford vs. Saints (W).....	333 (2/2)	11/10/96..... Ty Detmer vs. Bills (L).....	315 (2/1)
09/14/15..... Sam Bradford at Falcons (L).....	336 (1/2)	10/27/96..... Ty Detmer vs. Panthers (W).....	342 (1/1)
12/20/14..... Mark Sanchez at Washington (L).....	374 (2/1)	12/24/94..... Bubby Brister at Bengals (L).....	325 (1/0)
11/23/14..... Mark Sanchez vs. Titans (W).....	307 (1/2)	12/04/94..... Randall Cunningham vs. Cowboys (L).....	327 (2/1)
11/16/14..... Mark Sanchez at Packers (L).....	346 (2/2)	10/24/94..... Randall Cunningham vs. Oilers (W).....	310 (2/1)
11/10/14..... Mark Sanchez vs. Panthers (W).....	332 (2/0)	09/12/94..... Randall Cunningham vs. Bears (W).....	311 (3/0)
10/26/14..... Nick Foles at Cardinals (L).....	411 (2/2)	09/04/94..... Randall Cunningham at Giants (L).....	344 (2/0)
09/21/14..... Nick Foles vs. Washington (W).....	325 (3/0)	01/03/94..... Bubby Brister at 49ers (W).....	350 (3/1)
09/15/14..... Nick Foles at Colts (W).....	331 (1/1)	09/19/93..... Randall Cunningham vs. Washington (W).....	360 (3/2)
09/07/14..... Nick Foles vs. Jaguars (W).....	322 (2/1)	12/13/92..... Randall Cunningham at Seahawks (W).....	365 (0/1)
12/15/13..... Nick Foles at Vikings (L).....	428 (3/1)	11/10/91..... Jim McMahon at Browns (W).....	341 (3/1)
11/03/13..... Nick Foles at Raiders (W).....	406 (7/0)	12/18/89..... Randall Cunningham at Saints (L).....	306 (2/2)
09/15/13..... Michael Vick vs. Chargers (L).....	428 (2/0)	10/02/89..... Randall Cunningham at Bears (L).....	401 (1/4)
12/23/12..... Nick Foles* vs. Washington (L).....	345 (1/1)	09/17/89..... Randall Cunningham at Washington (W).....	447 (5/1)
12/09/12..... Nick Foles* at Buccaneers (W).....	381 (2/0)	12/31/88..... Randall Cunningham at Bears (L).....	407 (0/3)
10/14/12..... Michael Vick vs. Lions (L).....	311 (2/2)	11/06/88..... Randall Cunningham vs. Rams (W).....	323 (3/0)
09/16/12..... Michael Vick vs. Ravens (W).....	371 (1/2)	10/10/88..... Randall Cunningham vs. Giants (W).....	369 (3/0)
09/09/12..... Michael Vick at Browns (W).....	317 (2/4)	11/29/87..... Randall Cunningham at Patriots (W).....	314 (2/1)
01/01/12..... Michael Vick vs. Washington (W).....	335 (3/1)	10/11/87..... Scott Tinsley at Cowboys (L).....	338 (3/0)
11/27/11..... Vince Young vs. Patriots (L).....	400 (1/1)	12/15/85..... Ron Jaworski at Chargers (L).....	334 (1/3)
10/09/11..... Michael Vick at Bills (L).....	315 (2/4)	12/01/85..... Ron Jaworski vs. Vikings (L).....	320 (2/1)
10/02/11..... Michael Vick vs. 49ers (L).....	416 (2/1)	11/03/85..... Ron Jaworski at 49ers (L).....	394 (1/3)
12/02/10..... Michael Vick vs. Texans (W).....	302 (2/1)	10/20/85..... Ron Jaworski vs. Cowboys (W).....	380 (1/0)



300+ YARD PASSING GAMES (TDs/INTs)

12/16/84	Joe Pisarcik at Falcons (L)	334 (1/0)
10/28/84	Ron Jaworski vs. Cardinals (L)	340 (2/3)
11/27/83	Ron Jaworski at Washington (L)	333 (3/1)
09/11/83	Ron Jaworski vs. Washington (L)	326 (1/2)
09/19/82	Ron Jaworski at Browns (W)	334 (2/1)
09/12/82	Ron Jaworski vs. Washington (L)	371 (2/0)
10/18/81	Ron Jaworski at Vikings (L)	330 (2/2)
12/21/80	Ron Jaworski at Cowboys (L)	331 (1/0)
11/09/80	Ron Jaworski at Saints (W)	323 (3/0)
12/16/73	Roman Gabriel at Washington (L)	302 (1/1)
12/02/73	Roman Gabriel at 49ers (L)	322 (2/1)
10/14/73	Roman Gabriel at Cardinals (W)	379 (3/0)
09/19/71	Pete Liske at Bengals (L)	301 (2/3)
09/28/69	Norm Snead vs. Steelers (W)	335 (5/1)
11/19/67	Norm Snead vs. Saints (W)	309 (4/2)
10/22/67	Norm Snead at Cardinals (L)	321 (2/2)
09/17/67	Norm Snead vs. Washington (W)	301 (2/0)
12/05/65	Norm Snead vs. Cowboys (L)	320 (0/1)
11/14/65	Norm Snead vs. Washington (W)	311 (0/1)
11/07/65	Norm Snead at Browns (L)	362 (3/2)
10/17/65	King Hill at Giants (L)	321 (3/4)
12/13/64	Norm Snead at Cardinals (L)	301 (3/2)
10/13/63	Sonny Jurgensen at Washington (W)	315 (4/2)
09/15/63	Sonny Jurgensen vs. Steelers (T)	322 (3/2)
12/16/62	Sonny Jurgensen at Cardinals (L)	419 (5/3)
11/25/62	Sonny Jurgensen vs. Cowboys (W)	342 (1/2)
09/23/62	Sonny Jurgensen vs. Giants (L)	396 (1/3)
12/17/61	Sonny Jurgensen at Lions (W)	403 (3/2)
12/10/61	Sonny Jurgensen vs. Giants (L)	367 (3/2)
11/26/61	Sonny Jurgensen vs. Cowboys (W)	351 (5/2)
10/29/61	Sonny Jurgensen at Washington (W)	436 (3/2)
10/01/61	Sonny Jurgensen vs. Cardinals (L)	399 (3/2)
11/16/58	Norm Van Brocklin vs. Cardinals (W)	318 (2/1)
10/01/55	Bobby Thomason vs. Washington (L)	349 (4/0)
11/28/54	Adrian Burk vs. Washington (W)	345 (5/1)
12/13/53	Bobby Thomason vs. Browns (W)	331 (3/0)
11/15/53	Bobby Thomason vs. Colts (W)	329 (3/5)
11/08/53	Bobby Thomason vs. Giants (W)	437 (4/1)
12/01/40	Davey O'Brien at Washington (L)	316 (1/0)

* Rookie | *Playoff Game*



DONOVAN McNABB



CARSON WENTZ



RUSHING YARDS

Rk	Player	G	Att	Yds	Avg	Lg	TD
1.	LeSean McCoy (2009-14)	90	1,461	6,792	4.6	66t	44
2.	Wilbert Montgomery (1977-84)	100	1,465	6,538	4.5	90t	45
3.	Brian Westbrook (2002-09)	107	1,308	5,995	4.6	71t	37
4.	Steve Van Buren (1944-51)	83	1,320	5,860	4.4	70t	69
5.	Duce Staley (1997-2003)	98	1,200	4,807	4.0	64t	22
6.	Randall Cunningham (QB) (1985-95)	122	677	4,482	6.6	52t	32
7.	Ricky Watters (1995-97)	48	975	3,794	3.9	57	31
8.	Miles Sanders (2019-22)	57	739	3,708	5.0	82t	20
9.	Timmy Brown (1960-67)	96	850	3,703	4.4	61t	29
10.	Tom Woodeshick (1963-71)	111	831	3,563	4.3	57t	21
11.	Donovan McNabb (QB) (1999-2009)	148	573	3,249	5.7	54	28
12.	Tom Sullivan (1972-77)	80	871	3,135	3.6	37	17
13.	Clarence Peaks (1957-63)	83	786	2,927	3.7	57	19
14.	Keith Byars (1986-92)	105	750	2,672	3.6	52	17
15.	Jalen Hurts (2020-)	62	524	2,503	4.8	42	41
16.	Billy Barnes (1957-61)	60	689	2,391	3.5	70t	20
17.	Herschel Walker (1992-94)	48	554	2,344	4.2	91t	14
18.	Anthony Toney (FB) (1986-90)	67	639	2,294	3.6	44	14
19.	Charlie Garner (1994-98)	66	495	2,261	4.6	55t	17
20.	Correll Buckhalter (2001-08)	74	476	2,155	4.5	64t	18

ATTEMPTS

Rk	Player	Att
1.	Wilbert Montgomery (1977-84)	1,465
2.	LeSean McCoy (2009-14)	1,461
3.	Steve Van Buren (1944-51)	1,320
4.	Brian Westbrook (2002-09)	1,308
5.	Duce Staley (1997-2003)	1,200
6.	Ricky Watters (1995-97)	975
7.	Tom Sullivan (1972-77)	871
8.	Timmy Brown (1960-67)	850
9.	Tom Woodeshick (1963-71)	831
10.	Clarence Peaks (1957-63)	786

RUSHING AVERAGE

Rk	Player	Avg
1.	Randall Cunningham (QB) (1985-95)	6.6
2.	Donovan McNabb (QB) (1999-2009)	5.7
3.	Miles Sanders (2019-22)	5.0
4.	Jalen Hurts (2020-)	4.8
5.	LeSean McCoy (2009-14)	4.7
6t.	Brian Westbrook (2002-09)	4.6
	Charlie Garner (1994-98)	4.6
8t.	Correll Buckhalter (2001-08)	4.5
	Wilbert Montgomery (1977-84)	4.5
10t.	Steve Van Buren (1944-51)	4.4
	Timmy Brown (1960-67)	4.4

TOUCHDOWNS

Rk	Player	TD
1.	Steve Van Buren (1944-51)	69
2.	Wilbert Montgomery (1977-84)	45
3.	LeSean McCoy (2009-14)	44
4.	Jalen Hurts (2020-)	41
5.	Brian Westbrook (2002-09)	37
6.	Randall Cunningham (QB) (1985-95)	32
7.	Ricky Watters (1995-97)	31
8.	Timmy Brown (1960-67)	29
9.	Donovan McNabb (QB) (1999-2009)	28
10.	Duce Staley (1997-2003)	22



LESEAN MCCOY



STEVE VAN BUREN



RUSHING YARDS

Rk	Player	Att	Yds	Avg	Lg	TD
1.	LeSean McCoy (2013)	314	1,607	5.1	57t	9
2.	Wilbert Montgomery (1979)	338	1,512	4.5	62t	9
3.	Ricky Watters (1996)	353	1,411	4.0	56t	13
4.	Wilbert Montgomery (1981)	286	1,402	<u>4.9</u>	41	8
5.	Brian Westbrook (2007)	278	1,333	4.8	36	7
6.	LeSean McCoy (2014)	312	1,319	4.2	53	5
7.	LeSean McCoy (2011)	273	1,309	4.8	60	17
8t.	Duce Staley (1999)	325	1,273	3.9	29	4
	Ricky Watters (1995)	337	1,273	3.8	57	11
10.	Miles Sanders (2022)	259	1,269	4.9	40t	11
11.	Wilbert Montgomery (1978)	259	1,220	<u>4.7</u>	47	9
12.	Brian Westbrook (2006)	240	1,217	5.1	71t	7
13.	Steve Van Buren (1949)	263	1,146	4.4	41	11
14.	Ricky Watters (1997)	285	1,110	3.9	28	7
15.	LeSean McCoy (2010)	207	1,080	<u>5.2</u>	62	7
16.	Herschel Walker (1992)	267	1,070	4.0	38	8
17.	Duce Staley (1998)	258	1,065	4.1	64t	5
18.	D'Andre Swift (2023)	229	1,049	4.6	43	5
19.	Duce Staley (2002)	269	1,029	3.8	57	5
20.	Earnest Jackson (1985)	282	1,028	3.6	59	5

Led NFL Led Conference

ATTEMPTS

Rk	Player	Att
1.	Ricky Watters (1996)	353
2.	Wilbert Montgomery (1979)	338
3.	Ricky Watters (1995)	337
4.	Duce Staley (1999)	325
5.	LeSean McCoy (2013)	314

TOUCHDOWNS

Rk	Player	TD
1.	LeSean McCoy (2011)	17
2t.	Jalen Hurts (QB) (2023)	15
	Steve Van Buren (1945)	15
4t.	Jalen Hurts (QB) (2022)	13
	Ricky Watters (1996)	13
	Steve Van Buren (1947)	13
7t.	Miles Sanders (2022)	11
	Ricky Watters (1995)	11
	Tom Sullivan (1974)	11
	Steve Van Buren (1949)	11
11t.	Jalen Hurts (QB) (2021)	10
	Steve Van Buren (1948)	10

LONGEST RUSHING PLAYS

Rk	Player	Yds
1.	Herschel Walker (11/27/94 at Falcons)	91t
2.	Wilbert Montgomery (12/19/82 vs. Oilers)	90t
3.	Brian Mitchell (10/1/00 vs. Falcons)	85t
4.	Miles Sanders (12/13/20 vs. Saints)	82t
5.	Swede Hanson (9/16/34 at Packers)	81t
6.	Leroy Harris (11/25/79 at Packers)	80
7.	Bosh Pritchard (10/23/49 vs. Washington)	77t
8t.	Miles Sanders (10/18/20 vs. Ravens)	74
	Miles Sanders (10/11/20 at Steelers)	74t
	Herman Hunter (11/24/85 at Cowboys)	74t

CONSECUTIVE GAMES WITH RUSHING TOUCHDOWN

Rk	Player	Games
1.	Steve Van Buren (1947)	8
2.	Ricky Watters (1995)	6
3t.	LeSean McCoy (2011)	5
	Steve Van Buren (1948)	5
5t.	Many times, last: Jalen Hurts (2023)	4



WILBERT MONTGOMERY



RICKY WATTERS



RUSHING YARDS

Rk	Player	Yds
1.	LeSean McCoy (12/8/13 vs. Lions).....	217
2.	Steve Van Buren (11/27/49 vs. Steelers).....	205
3.	Duce Staley (9/3/00 at Cowboys).....	201
4.	Wilbert Montgomery (11/4/79 vs. Browns).....	197
5.	Steve Van Buren (12/18/49 at Rams).....	196
6.	Wilbert Montgomery (1/11/81 vs. Cowboys).....	194
7.	Swede Hanson (11/6/34 vs. Reds).....	190
8.	Timmy Brown (11/7/65 at Browns).....	186
9.	LeSean McCoy (10/30/11 vs. Cowboys).....	185
10.	LeSean McCoy (9/9/13 at Washington).....	184

ATTEMPTS

Rk	Player	Att
1t.	Heath Sherman (10/6/91 at Buccaneers).....	35
	Heath Sherman (11/12/90 vs. Washington).....	35
	Steve Van Buren (11/20/49 vs. Bulldogs).....	35
4.	Earnest Jackson (11/17/85 at Cardinals).....	34
5t.	Brian Westbrook (12/7/08 at Giants).....	33
	Ricky Watters (12/10/95 vs. Cowboys).....	33
	Steve Van Buren (10/3/49 at Lions).....	33



BRIAN WESTBROOK



DUCE STALEY

TOUCHDOWNS

Rk	Player	TD
1t.	Jalen Hurts (QB) (12/18/22 at Bears).....	3
	Jalen Hurts (QB) (11/21/21 vs. Saints).....	3
	Boston Scott (12/29/19 at Giants).....	3
	LeSean McCoy (12/18/11 vs. Jets).....	3
	LeSean McCoy (9/19/10 at Lions).....	3
	Charlie Garner (10/8/95 vs. Washington).....	3
	Wilbert Montgomery (12/19/82 vs. Oilers).....	3
	Wilbert Montgomery (10/7/79 vs. Washington).....	3
	Wilbert Montgomery (9/10/78 at Washington).....	3
	Tom Sullivan (10/13/74 vs. Giants).....	3
	Clarence Peaks (11/16/58 vs. Cardinals).....	3
	Steve Van Buren (10/17/48 at Washington).....	3
	Steve Van Buren (12/14/47 vs. Packers).....	3
	Steve Van Buren (12/9/45 vs. Yanks).....	3

200+ RUSHING YARDS

200+ YARD RUSHING GAMES, Career

Rk	Player	Games
1t.	LeSean McCoy (2009-14).....	1
	Duce Staley (1997-2003).....	1
	Steve Van Buren (1944-51).....	1

100+ RUSHING YARDS

100+ YARD RUSHING GAMES, Career

Rk	Player	Games
1.	Wilbert Montgomery (1977-84).....	26
2.	LeSean McCoy (2009-14).....	23
3.	Brian Westbrook (2002-09).....	20
4.	Steve Van Buren (1944-51).....	19
5.	Duce Staley (1997-2003).....	13

Includes playoff games

100+ YARD RUSHING GAMES, Season

Rk	Player	Games
1.	Wilbert Montgomery (1981).....	8
2t.	LeSean McCoy (2013).....	7
	Wilbert Montgomery (1979).....	7
4t.	LeSean McCoy (2011).....	6
	Brian Westbrook (2007).....	6
	Brian Westbrook (2006).....	6
	Ricky Watters (1996).....	6
	Wilbert Montgomery (1978).....	6

Regular season only

CONSECUTIVE 100+ YARD RUSHING GAMES

Rk	Player	Games
1.	Steve Van Buren (1948).....	4
2t.	Brian Westbrook (2006).....	3
	Wilbert Montgomery (1981).....	3
	Wilbert Montgomery (1979).....	3
	Wilbert Montgomery (1978).....	3

Regular season only



100+ YARD RUSHING GAMES (TDs)

09/25/23..... D'Andre Swift at Buccaneers (W).....	130 (0)	10/22/06..... Brian Westbrook at Buccaneers (L).....	101 (0)
09/14/23..... D'Andre Swift vs. Vikings (W).....	175 (1)	09/24/06..... Brian Westbrook at 49ers (W).....	117 (2)
01/21/23..... Kenneth Gainwell vs. Giants (W).....	112 (1)	12/11/05..... Ryan Moats* vs. Giants (L) (OT).....	114 (2)
12/11/22..... Miles Sanders at Giants (W).....	144 (2)	11/27/05..... Brian Westbrook vs. Packers (W).....	120 (1)
11/27/22..... Jalen Hurts vs. Packers (W).....	157 (0)	10/03/04..... Brian Westbrook at Bears (W).....	119 (0)
Miles Sanders vs. Packers (W).....	143 (2)	09/12/04..... Brian Westbrook vs. Giants (W).....	119 (0)
10/02/22..... Miles Sanders vs. Jaguars (W).....	134 (2)	01/11/04..... Donovan McNabb (QB) vs. Packers (W).....	107 (0)
12/21/21..... Miles Sanders vs. Washington (W).....	131 (0)	12/07/03..... Correll Buckhalter vs. Cowboys (W).....	115 (1)
12/05/21..... Miles Sanders at Jets (W).....	120 (0)	10/26/03..... Correll Buckhalter vs. Jets (W).....	100 (2)
12/13/20..... Jalen Hurts* (QB) vs. Saints (W).....	106 (0)	12/08/02..... Duce Staley at Seahawks (W).....	100 (1)
Miles Sanders vs. Saints (W).....	115 (2)	11/17/02..... Duce Staley vs. Cardinals (W).....	135 (0)
10/18/20..... Miles Sanders vs. Ravens (L).....	118 (0)	10/28/02..... Donovan McNabb (QB) vs. Giants (W).....	107 (1)
12/15/19..... Miles Sanders* at Washington (W).....	122 (1)	Duce Staley vs. Giants (W).....	126 (0)
10/01/17..... LeGarrette Blount at Chargers (W).....	136 (0)	10/20/02..... Duce Staley vs. Buccaneers (W).....	152 (0)
12/18/16..... Ryan Mathews at Ravens (L).....	128 (1)	10/06/02..... Donovan McNabb (QB) at Jaguars (L).....	100 (1)
11/13/16..... Ryan Mathews vs. Falcons (W).....	109 (2)	11/18/01..... Duce Staley at Cowboys (W).....	102 (0)
10/19/15..... DeMarco Murray vs. Giants (W).....	112 (1)	11/11/01..... Duce Staley vs. Vikings (W).....	146 (1)
09/27/15..... Ryan Mathews at Jets (W).....	108 (0)	10/07/01..... Correll Buckhalter* vs. Cardinals (L).....	134 (0)
11/27/14..... LeSean McCoy at Cowboys (W).....	159 (1)	11/26/00..... Donovan McNabb (QB) at Washington (W).....	125 (1)
11/23/14..... LeSean McCoy vs. Titans (W).....	130 (1)	10/01/00..... Brian Mitchell vs. Falcons (W).....	105 (1)
11/02/14..... LeSean McCoy at Texans (W).....	117 (0)	09/03/00..... Duce Staley at Cowboys (W).....	201 (1)
10/12/14..... LeSean McCoy vs. Giants (W).....	149 (0)	11/14/99..... Duce Staley vs. Washington (W).....	122 (1)
12/29/13..... LeSean McCoy at Cowboys (W).....	131 (0)	11/07/99..... Duce Staley at Panthers (L).....	140 (1)
12/22/13..... Bryce Brown vs. Bears (W).....	115 (1)	10/17/99..... Duce Staley at Bears (W).....	101 (0)
LeSean McCoy vs. Bears (W).....	133 (2)	10/10/99..... Duce Staley vs. Cowboys (W).....	110 (0)
12/08/13..... LeSean McCoy vs. Lions (W).....	217 (2)	09/12/99..... Duce Staley vs. Cardinals (L).....	111 (1)
11/10/13..... LeSean McCoy at Packers (W).....	155 (0)	12/13/98..... Duce Staley vs. Cardinals (L).....	141 (1)
10/13/13..... LeSean McCoy at Buccaneers (W).....	116 (0)	11/08/98..... Charlie Garner vs. Lions (W).....	129 (1)
09/19/13..... LeSean McCoy vs. Chiefs (L).....	158 (1)	12/21/97..... Charlie Garner at Washington (L).....	115 (2)
09/09/13..... LeSean McCoy at Washington (W).....	184 (1)	10/05/97..... Ricky Watters vs. Washington (W).....	104 (2)
12/02/12..... Bryce Brown* at Cowboys (L).....	169 (2)	09/15/97..... Ricky Watters at Cowboys (L).....	106 (0)
11/26/12..... Bryce Brown* vs. Panthers (L).....	178 (2)	12/01/96..... Ricky Watters vs. Giants (W).....	104 (0)
11/05/12..... LeSean McCoy at Saints (L).....	119 (0)	11/03/96..... Ricky Watters at Cowboys (W).....	116 (1)
09/30/12..... LeSean McCoy vs. Giants (W).....	123 (0)	10/20/96..... Ricky Watters vs. Dolphins (W).....	173 (1)
09/09/12..... LeSean McCoy at Browns (W).....	110 (0)	10/13/96..... Ricky Watters at Giants (W).....	110 (0)
12/18/11..... LeSean McCoy vs. Jets (W).....	102 (3)	09/22/96..... Ricky Watters at Falcons (W).....	121 (2)
11/20/11..... LeSean McCoy at Giants (W).....	113 (0)	09/15/96..... Ricky Watters vs. Lions (W).....	153 (1)
10/30/11..... LeSean McCoy vs. Cowboys (W).....	185 (2)	12/10/95..... Ricky Watters vs. Cowboys (W).....	112 (1)
10/16/11..... LeSean McCoy at Washington (W).....	126 (1)	11/26/95..... Ricky Watters at Washington (W).....	124 (2)
09/25/11..... LeSean McCoy vs. Giants (L).....	128 (1)	10/15/95..... Ricky Watters at Giants (W).....	122 (1)
09/11/11..... LeSean McCoy at Rams (W).....	122 (1)	10/08/95..... Charlie Garner vs. Washington (W).....	120 (3)
12/19/10..... Michael Vick (QB) at Giants (W).....	130 (1)	Ricky Watters vs. Washington (W).....	139 (0)
12/12/10..... LeSean McCoy at Cowboys (W).....	149 (0)	10/09/94..... Charlie Garner* vs. Washington (W).....	122 (0)
11/21/10..... LeSean McCoy vs. Giants (W).....	111 (1)	10/02/94..... Charlie Garner* at 49ers (W) - NFL debut.....	111 (2)
11/15/10..... Jerome Harrison at Washington (W).....	109 (1)	01/03/93..... Heath Sherman at Saints (W).....	105 (1)
09/19/10..... LeSean McCoy at Lions (W).....	120 (3)	12/27/92..... Herschel Walker vs. Giants (W).....	104 (0)
09/12/10..... Michael Vick (QB) vs. Packers (L).....	103 (0)	12/13/92..... Herschel Walker at Seahawks (W).....	111 (1)
12/07/08..... Brian Westbrook at Giants (W).....	131 (1)	12/06/92..... Randall Cunningham (QB) vs. Vikings (W).....	121 (2)
11/27/08..... Brian Westbrook vs. Cardinals (W).....	110 (2)	11/22/92..... Heath Sherman at Giants (W).....	109 (1)
10/26/08..... Brian Westbrook vs. Falcons (W).....	167 (2)	10/25/92..... Herschel Walker vs. Cardinals (W).....	112 (0)
12/23/07..... Brian Westbrook at Saints (W).....	100 (0)	09/13/92..... Herschel Walker at Cardinals (W).....	115 (0)
12/09/07..... Brian Westbrook vs. Giants (L).....	116 (0)	09/06/92..... Herschel Walker vs. Saints (W).....	112 (0)
11/18/07..... Brian Westbrook vs. Dolphins (W).....	148 (0)	11/23/90..... Heath Sherman vs. Washington (W).....	124 (0)
11/11/07..... Brian Westbrook at Washington (W).....	100 (1)	11/04/90..... Randall Cunningham (QB) vs. Patriots (W).....	124 (1)
10/14/07..... Brian Westbrook at Jets (W).....	120 (0)	Heath Sherman vs. Patriots (W).....	113 (0)
09/30/07..... Correll Buckhalter at Giants (L).....	103 (0)	09/23/90..... Anthony Toney at Rams (W).....	103 (0)
09/23/07..... Brian Westbrook vs. Lions (W).....	110 (2)	12/27/87..... Keith Byars vs. Bills (W).....	102 (0)
01/13/07..... Brian Westbrook at Saints (L).....	116 (2)	11/29/87..... Anthony Toney at Patriots (W).....	123 (1)
01/07/07..... Brian Westbrook vs. Giants (W).....	141 (1)	12/07/86..... Keith Byars* vs. Cardinals (T) (OT).....	127 (0)
12/25/06..... Brian Westbrook at Cowboys (W).....	122 (0)	11/16/86..... Randall Cunningham (QB) vs. Lions (L).....	110 (0)
11/26/06..... Brian Westbrook at Colts (L).....	124 (1)	12/22/85..... Earnest Jackson at Vikings (W).....	106 (2)
11/19/06..... Brian Westbrook vs. Titans (L).....	102 (0)	11/17/85..... Earnest Jackson at Cardinals (W).....	162 (1)
11/12/06..... Brian Westbrook vs. Washington (W).....	113 (0)	10/13/85..... Earnest Jackson vs. Cardinals (W).....	103 (0)



100+ YARD RUSHING GAMES (TDs)

12/09/84..... Wilbert Montgomery vs. Patriots (W).....	100 (1)	11/01/59..... Bill Barnes vs. Washington (W).....	163 (1)
12/19/82..... Wilbert Montgomery vs. Oilers (W).....	147 (3)	10/25/59..... Bill Barnes at Cardinals (W).....	111 (2)
12/20/81..... Wilbert Montgomery vs. Cardinals (W).....	108 (1)	11/29/53..... Don Johnson* at Giants (L).....	121 (1)
12/06/81..... Wilbert Montgomery at Washington (L).....	116 (0)	11/15/53..... Don Johnson* vs. Colts (W).....	100 (2)
11/22/81..... Wilbert Montgomery vs. Giants (L).....	102 (0)	12/02/51..... Frank Ziegler at Washington (W).....	136 (0)
11/15/81..... Wilbert Montgomery vs. Colts (W).....	115 (0)	11/19/50..... Frank Ziegler vs. Cardinals (L).....	113 (0)
11/08/81..... Wilbert Montgomery at Cardinals (W).....	118 (0)	11/12/50..... Steve Van Buren at Washington (W).....	108 (1)
10/25/81..... Wilbert Montgomery vs. Buccaneers (W).....	119 (1)	10/15/50..... Toy Ledbetter* at Colts (W).....	107 (1)
09/17/81..... Wilbert Montgomery at Bills (W).....	125 (0)	10/07/50..... Frank Ziegler vs. Rams (W).....	106 (1)
09/13/81..... Wilbert Montgomery vs. Patriots (W).....	137 (0)	12/18/49..... Steve Van Buren at Rams (W).....	196 (0)
01/11/81..... Wilbert Montgomery vs. Cowboys (W).....	194 (1)	11/27/49..... Steve Van Buren vs. Steelers (W).....	205 (0)
09/14/80..... Wilbert Montgomery at Vikings (W).....	169 (2)	11/20/49..... Steve Van Buren vs. Bulldogs (W).....	174 (2)
12/02/79..... Wilbert Montgomery vs. Lions (W).....	108 (1)	10/30/49..... Steve Van Buren at Steelers (W).....	103 (2)
11/25/79..... Leroy Harris at Packers (W).....	137 (0)	10/23/49..... Bosh Pritchard vs. Washington (W).....	128 (1)
11/18/79..... Wilbert Montgomery vs. Cardinals (W).....	118 (0)	10/03/49..... Steve Van Buren at Lions (W).....	135 (2)
11/12/79..... Wilbert Montgomery at Cowboys (W).....	127 (1)	11/21/48..... Steve Van Buren vs. Washington (W).....	171 (1)
11/04/79..... Wilbert Montgomery vs. Browns (L).....	197 (1)	11/14/48..... Steve Van Buren vs. Yanks (W).....	137 (0)
10/14/79..... Wilbert Montgomery at Cardinals (W).....	117 (1)	11/07/48..... Steve Van Buren at Giants (W).....	143 (2)
10/07/79..... Wilbert Montgomery vs. Washington (W).....	127 (3)	10/31/48..... Steve Van Buren at Steelers (W).....	109 (1)
09/23/79..... Wilbert Montgomery at Giants (W).....	126 (0)	11/02/47..... Steve Van Buren at Washington (W).....	138 (2)
12/17/78..... Mike Hogan vs. Giants (W).....	100 (0)	10/19/47..... Steve Van Buren at Steelers (L).....	133 (0)
..... Wilbert Montgomery vs. Giants (W).....	130 (2)	10/05/47..... Steve Van Buren vs. Giants (W).....	105 (0)
12/03/78..... Wilbert Montgomery at Vikings (L).....	115 (1)	11/24/46..... Steve Van Buren vs. Washington (L).....	130 (0)
10/15/78..... Wilbert Montgomery vs. Washington (W).....	125 (1)	12/09/45..... Steve Van Buren vs. Yanks (W).....	100 (3)
10/01/78..... Wilbert Montgomery at Colts (W).....	144 (1)	12/02/45..... Steve Van Buren at Giants (L).....	100 (2)
09/24/78..... Wilbert Montgomery vs. Dolphins (W).....	111 (0)	11/18/45..... Steve Van Buren vs. Steelers (W).....	107 (2)
09/17/78..... Wilbert Montgomery at Saints (W).....	104 (0)	11/11/45..... Steve Van Buren vs. Giants (W).....	129 (2)
12/18/77..... Wilbert Montgomery* vs. Jets (W).....	103 (2)	11/05/44..... Steve Van Buren* at Tigers (W).....	129 (2)
10/09/77..... Herb Lusk at Giants (W).....	117 (2)	11/28/43..... Jack Hinkle at Washington (W).....	117 (1)
12/12/76..... Mike Hogan* vs. Seahawks (W).....	104 (0)	11/21/43..... Jack Hinkle vs. Lions (W).....	132 (1)
..... Tom Sullivan vs. Seahawks (W).....	121 (2)	11/15/42..... Bosh Pritchard* at Dodgers (W).....	104 (0)
09/27/76..... Mike Hogan* vs. Washington (L) (OT).....	100 (0)	09/13/36..... Swede Hanson vs. Giants (W).....	107 (0)
11/25/73..... Tom Sullivan vs. Giants (W).....	156 (1)	11/11/34..... Swede Hanson vs. Dodgers (L).....	118 (0)
10/07/73..... Norm Bulaich at Bills (L).....	104 (0)	11/06/34..... Swede Hanson vs. Reds (W).....	190 (2)
..... Tom Sullivan at Bills (L).....	155 (0)	09/16/34..... Swede Hanson at Packers (L).....	116 (1)
09/23/73..... Tom Sullivan at Giants (T).....	100 (1)		
12/21/69..... Cyril Pinder at 49ers (L).....	128 (1)		
12/07/69..... Tom Woodeshick vs. Washington (L).....	102 (0)		
11/16/69..... Tom Woodeshick vs. Rams (L).....	130 (1)		
12/08/68..... Tom Woodeshick vs. Saints (W).....	122 (1)		
09/22/68..... Tom Woodeshick vs. Giants (L).....	129 (1)		
10/29/67..... Tom Woodeshick vs. Cowboys (W).....	101 (1)		
10/08/67..... Tom Woodeshick at Falcons (W).....	129 (1)		
12/18/66..... Tom Woodeshick at Washington (W).....	105 (2)		
12/04/66..... Jack Concannon (QB) vs. Steelers (W).....	129 (1)		
10/23/66..... Timmy Brown at Giants (W).....	100 (0)		
09/18/66..... Izzy Lang vs. Falcons (W).....	114 (1)		
11/28/65..... Timmy Brown at Cardinals (W).....	180 (1)		
11/07/65..... Timmy Brown at Browns (L).....	186 (1)		
11/22/64..... Earl Gros vs. Cardinals (L).....	103 (0)		
11/15/64..... Earl Gros at Cowboys (W).....	118 (0)		
10/18/64..... Ollie Matson at Giants (W).....	100 (2)		
10/11/64..... Timmy Brown at Washington (L).....	101 (2)		
10/04/64..... Timmy Brown vs. Steelers (W).....	116 (0)		
..... Earl Gros vs. Steelers (W).....	129 (0)		
11/25/62..... Timmy Brown vs. Cowboys (W).....	107 (2)		
10/23/60..... Clarence Peaks at Browns (W).....	102 (0)		

* Rookie | *Playoff Game*



MILES SANDERS



RECEPTIONS

Rk	Player	G	Rec	Yds	Avg	Lg	TD
1.	Harold Carmichael (1971-83)	180	589	8,978	15.2	85t	79
2.	Zach Ertz (TE) (2013-21)	123	579	6,267	10.8	60	38
3.	Pete Retzlaff (TE) (1956-66)	132	452	7,412	16.4	84	47
4.	Brian Westbrook (RB) (2002-09)	107	426	3,790	8.9	62	29
5.	Brent Celek (TE) (2007-17)	175	398	4,998	12.6	73	31
6.	DeSean Jackson (2008-13, '19-20)	95	379	6,512	17.2	91t	35
7.	Pete Pihos (E) (1947-55)	107	373	5,619	15.1	66t	61
8.	Keith Byars (RB) (1986-92)	105	371	3,532	9.5	60	13
9.	Mike Quick (1982-90)	101	363	6,464	17.8	99t	61
10.	Jeremy Maclin (2009-14)	75	343	4,771	13.9	83t	36
11.	Bobby Walston (WR/K) (1951-62)	148	311	5,363	17.2	75t	46
12.	Fred Barnett (1990-95)	81	308	4,634	15.0	95t	28
13.	LeSean McCoy (RB) (2009-14)	90	300	2,282	7.6	70	10
14.	Jason Avant (2006-13)	116	297	3,646	12.3	58	12
15.	Calvin Williams (1990-96)	93	295	3,840	13.0	80t	34
16.	Tommy McDonald (FL) (1957-63)	88	287	5,499	19.2	91t	66
17.	Duce Staley (RB) (1997-2003)	98	275	2,498	9.1	52t	10
18.	Wilbert Montgomery (RB) (1977-84)	100	266	2,447	9.2	53t	12
19.	Ben Hawkins (FL) (1966-73)	102	261	4,764	18.3	92t	32
20.	Jordan Matthews (WR) (2014-16, '18, '19)	62	249	3,006	12.1	78t	21

RECEIVING YARDS

Rk	Player	Yds
1.	Harold Carmichael (1971-83)	8,978
2.	Pete Retzlaff (E) (1956-66)	7,412
3.	DeSean Jackson (2008-13, '19-20)	6,512
4.	Mike Quick (1982-90)	6,464
5.	Zach Ertz (TE) (2013-21)	6,267
6.	Pete Pihos (E) (1947-55)	5,619
7.	Tommy McDonald (FL) (1957-63)	5,499
8.	Bobby Walston (WR/K) (1951-62)	5,363
9.	Brent Celek (TE) (2007-17)	4,998
10.	Jeremy Maclin (2009-14)	4,771
11.	Ben Hawkins (FL) (1966-73)	4,764
12.	Fred Barnett (1990-95)	4,634
13.	Calvin Williams (1990-96)	3,840
14.	Brian Westbrook (RB) (2002-09)	3,790
15.	Jason Avant (2006-13)	3,646
16.	Keith Byars (RB) (1986-92)	3,532
17.	Harold Jackson (1969-72)	3,493
18.	Charlie Smith (1974-81)	3,349
19.	Timmy Brown (B) (1960-67)	3,346
20.	DeVonta Smith (2021-)	3,178

RECEIVING AVERAGE


Rk	Player	Avg
1.	Tommy McDonald (FL) (1957-63)	19.2
2.	Ben Hawkins (FL) (1966-73)	18.3
3.	Mike Quick (1982-90)	17.8
4t.	DeSean Jackson (2008-13, '19-20)	17.2
	Bobby Walston (WR/K) (1951-62)	17.2
6.	Pete Retzlaff (E) (1956-66)	16.4
7.	Harold Jackson (1969-72)	16.3
8.	Charlie Smith (1974-81)	15.4
9.	Harold Carmichael (1971-83)	15.2
10.	Pete Pihos (E) (1947-55)	15.1

TOUCHDOWNS

Rk	Player	TD
1.	Harold Carmichael (1971-83)	79
2.	Tommy McDonald (FL) (1957-63)	66
3t.	Mike Quick (1982-90)	61
	Pete Pihos (E) (1947-55)	61
5.	Pete Retzlaff (E) (1956-66)	47
6.	Bobby Walston (WR/K) (1951-62)	46
7.	Zach Ertz (TE) (2013-21)	38
8.	Jeremy Maclin (2009-14)	36
9.	DeSean Jackson (2008-13, '19-20)	35
10.	Calvin Williams (1990-96)	34

CONSECUTIVE GAMES WITH RECEIVING TOUCHDOWN

Rk	Player	Games
1t.	Mike Quick (1985)	6
	Pete Pihos (1947-48)	6
3t.	5x, last: DeSean Jackson (2009)	5



HAROLD CARMICHAEL



ZACH ERTZ



RECEPTIONS

Rk	Player	Rec	Yds	Avg	Lg	TD
1.	Zach Ertz (TE) (2018)	116	1,163	10.0	34	8
2.	A.J. Brown (2023)	106	1,456	13.7	59	7
3.	DeVonta Smith (2022)	95	1,196	12.6	45	7
4.	Brian Westbrook (RB) (2007)	90	771	8.6	57t	5
5t.	A.J. Brown (2022)	88	1,496	17.0	78t	11
	Zach Ertz (TE) (2019)	88	916	10.4	30	6
	Irving Fryar (1996)	88	1,195	13.6	42	<u>11</u>
8.	Irving Fryar (1997)	86	1,316	15.3	72t	6
9t.	Jordan Matthews (2015)	85	997	11.7	78t	8
	Jeremy Maclin (2014)	85	1,318	15.5	72	10

Led NFL Led Conference



MIKE QUICK

RECEIVING YARDS

Rk	Player	Yds
1.	A.J. Brown (2022)	1,496
2.	A.J. Brown (2023)	1,456
3.	Mike Quick (1983)	1,409
4.	DeSean Jackson (2013).....	1,332
5.	Jeremy Maclin (2014).....	1,318
6.	Irving Fryar (1997).....	1,316
7.	Ben Hawkins (FL) (1967).....	1,265
8.	Mike Quick (1985).....	1,247
9.	Terrell Owens (2004)	1,200
10.	DeVonta Smith (2022)	1,196
11.	Irving Fryar (1996).....	1,195
12.	Pete Retzlaff (TE) (1965).....	1,190
13.	Zach Ertz (TE) (2018).....	1,163
14.	DeSean Jackson (2009).....	1,156
15.	Tommy McDonald (FL) (1962).....	1,146
16.	Tommy McDonald (FL) (1961).....	1,144
17.	Fred Barnett (1994).....	1,127
18t.	Harold Carmichael (1973).....	1,116
	Harold Jackson (1969).....	1,116
20.	Kevin Curtis (2007).....	1,110
21.	Fred Barnett (1992).....	1,083
22.	Harold Carmichael (1978).....	1,072
23.	DeVonta Smith (2023)	1,066
24.	DeSean Jackson (2010).....	1,056
25.	Mike Quick (1984).....	1,052

TOUCHDOWNS

Rk	Player	TD
1.	Terrell Owens (2004).....	14
2t.	Mike Quick (1983).....	13
	Tommy McDonald (FL) (1961).....	13
	Tommy McDonald (FL) (1960).....	13
5t.	A.J. Brown (2022)	11
	Irving Fryar (1996).....	11
	Cris Carter (1989).....	11
	Mike Quick (1987).....	11
	Mike Quick (1985).....	11
	Harold Carmichael (1979).....	11
	Bobby Walston (WR/K) (1954).....	11
	Pete Pihos (E) (1948).....	11
13t.	Jeremy Maclin (2014).....	10
	Jeremy Maclin (2010).....	10
	Calvin Williams (1993).....	10
	Ben Hawkins (FL) (1967).....	10
	Pete Retzlaff (TE) (1965).....	10
	Tommy McDonald (FL) (1962).....	10
	Tommy McDonald (FL) (1959).....	10
	Pete Pihos (E) (1954).....	10
	Pete Pihos (E) (1953).....	10

300-100-100 PERFORMANCES IN SAME GAME

Date	300+ Yard Passer (Yds)	100+ Yard Rusher (Yds)	100+ Yard Receiver (Yds)
9/23/07 vs. Lions	Donovan McNabb (381)	Brian Westbrook (110)	Kevin Curtis (221) Brian Westbrook (111)
10/22/06 at Buccaneers	Donovan McNabb (302)	Brian Westbrook (101)	Brian Westbrook (113) Torrance Small (122)
10/1/00 vs. Falcons	Donovan McNabb (311)	Brian Mitchell (105)	Fred Barnett (161)
12/13/92 at Seahawks	Randall Cunningham (365)	Herschel Walker (111)	Mike Quick (121)
11/29/87 at Patriots	Randall Cunningham (314)	Anthony Toney (123)	Pete Retzlaff (151)
11/7/65 at Browns	Norm Snead (362)	Timmy Brown (186)	Pete Retzlaff (113)
11/25/62 vs. Cowboys	Sonny Jurgensen (342)	Timmy Brown (107)	Tommy McDonald (108)
11/15/53 vs. Colts	Bobby Thomason (329)	Don Johnson (100)	Pete Pihos (118) Bobby Walston (110)



RECEPTIONS

Rk	Player	Rec
1.	Zach Ertz (TE) (12/20/14 at Washington)	15
2t.	Zach Ertz (TE) (11/11/18 vs. Cowboys)	14
	Brian Westbrook (RB) (11/4/07 vs. Cowboys)	14
	Don Looney (E) (12/1/40 at Washington)	14
5t.	Zach Ertz (TE) (1/1/17 vs. Cowboys)	13
	Zach Ertz (TE) (12/26/15 vs. Washington)	13
	Jeremy Maclin (9/18/11 at Falcons)	13
8t.	Zach Ertz (TE) (12/24/19 vs. Seahawks)	12
	Zach Ertz (TE) (12/23/18 vs. Texans)	12
	Jeremy Maclin (10/26/14 at Cardinals)	12
	LeSean McCoy (RB) (10/3/10 vs. Washington)	12
	Brian Westbrook (RB) (11/19/06 vs. Titans)	12
	Keith Byars (RB) (9/30/90 vs. Colts)	12
	Keith Jackson (TE) (11/19/89 vs. Vikings)	12
	Keith Jackson (TE) (9/17/89 at Washington)	12
	John Spagnola (TE) (10/6/85 at Saints)	12
	Harold Carmichael (10/14/73 at Cardinals)	12

RECEIVING YARDS

Rk	Player	Yds
1.	Tommy McDonald (FL) (12/10/61 vs. Giants)	237
2.	Kevin Curtis (9/23/07 vs. Lions)	221
3.	DeSean Jackson (12/12/10 at Cowboys)	210
4.	Pete Retzlaff (TE) (11/14/65 vs. Washington)	204
5.	Bud Grant (E) (12/7/52 vs. Texans)	203
6.	Timmy Brown (B) (12/16/62 at Cardinals)	199
7.	Ben Hawkins (FL) (10/22/67 at Cardinals)	197
8.	DeSean Jackson (12/15/13 at Vikings)	195
9.	Harold Jackson (10/11/70 at Giants)	194
10t.	DeSean Jackson (9/15/13 vs. Chargers)	193
	Fred Barnett (9/13/92 at Cardinals)	193

TOUCHDOWNS

Rk	Player	TD
1t.	Irving Fryar (10/20/96 vs. Dolphins)	4
	Ben Hawkins (FL) (9/28/69 vs. Steelers)	4
3t.	24x, last: A.J. Brown (10/30/22 vs. Steelers)	3



DESEAN JACKSON

200+ RECEIVING YARDS

200+ YARD RECEIVING GAMES, Career

Rk	Player	Games
1t.	DeSean Jackson (2008-13, '19-20)	1
	Kevin Curtis (2007-09)	1
	Pete Retzlaff (TE) (1956-66)	1
	Tommy McDonald (FL) (1957-63)	1
	Bud Grant (E) (1951-52)	1

150+ RECEIVING YARDS

150+ YARD RECEIVING GAMES, Career

Rk	Player	Games
1.	DeSean Jackson (2008-13, '19-20)	8
2t.	Jeremy Maclin (2009-14)	5
	Tommy McDonald (FL) (1957-63)	5
4t.	A.J. Brown (2022-)	4
	Fred Barnett (1990-95)	4
	Ben Hawkins (FL) (1966-73)	4

100+ RECEIVING YARDS

100+ YARD RECEIVING GAMES, Career

Rk	Player	Games
1.	Pete Retzlaff (TE) (1956-66)	23
2t.	DeSean Jackson (2008-13, '19-20)	21
	Mike Quick (1982-90)	21
	Harold Carmichael (1971-83)	21
5.	Tommy McDonald (FL) (1957-63)	17
6.	Fred Barnett (1990-95)	15
7t.	Jeremy Maclin (2009-14)	14
	Pete Pihos (E) (1947-55)	14
9t.	Ben Hawkins (FL) (1966-73)	13
	Harold Jackson (1969-72)	13

Includes playoff games

100+ YARD RECEIVING GAMES, Season

Rk	Player	Games
1t.	A.J. Brown (2023)	7
	Terrell Owens (2004)	7
3t.	Irving Fryar (1997)	6
	Mike Quick (1983)	6
5t.	12x, last: DeVonta Smith (2022)	5

Regular season only

CONSECUTIVE 100+ YARD RECEIVING GAMES

Rk	Player	Games
1.	A.J. Smith (2023)	6
2t.	Terrell Owens (2004)	5
	Harold Jackson (1971-72)	5
4.	Mike Quick (1983)	4
5t.	8x, last: DeVonta Smith (2022)	3

Regular season only



100+ YARD RECEIVING GAMES (TDs)

12/03/23	A.J. Brown vs. 49ers (L)	8, 114 (0)	10/26/14	Jeremy Maclin at Cardinals (L)	12, 187 (2)
11/26/23	DeVonta Smith vs. Bills (W)	7, 106 (1)	09/21/14	Jeremy Maclin vs. Washington (W)	8, 154 (1)
10/29/23	A.J. Brown at Commanders (W)	8, 130 (2)	09/15/14	Darren Sproles (RB) at Colts (W)	7, 152 (0)
10/22/23	A.J. Brown vs. Dolphins (W)	10, 137 (1)	12/15/13	DeSean Jackson at Vikings (L)	10, 195 (1)
10/15/23	A.J. Brown at Jets (L)	7, 131 (0)	11/10/13	Riley Cooper at Packers (W)	3, 102 (2)
10/08/23	A.J. Brown at Rams (W)	6, 127 (0)	11/03/13	Riley Cooper at Raiders (W)	5, 139 (3)
10/08/23	Dallas Goedert at Rams (W)	8, 117 (1)		DeSean Jackson at Raiders (W)	5, 150 (1)
10/01/23	A.J. Brown vs. Commanders (W)	9, 175 (2)	10/13/13	Riley Cooper at Buccaneers (W)	4, 120 (1)
09/25/23	A.J. Brown at Buccaneers (W)	9, 131 (0)	10/06/13	DeSean Jackson at Giants (W)	7, 132 (1)
09/14/23	DeVonta Smith vs. Vikings (W)	4, 131 (1)	09/15/13	DeSean Jackson vs. Chargers (L)	9, 193 (1)
02/12/23	DeVonta Smith vs. Chiefs (L)	7, 100 (0)		LeSean McCoy (RB) vs. Chargers (L)	5, 114 (0)
01/01/23	DeVonta Smith vs. Saints (L)	9, 115 (0)	09/09/13	DeSean Jackson at Washington (W)	7, 104 (1)
12/24/22	DeVonta Smith at Cowboys (L)	8, 113 (2)	12/23/12	Jeremy Maclin vs. Washington (L)	8, 116 (1)
	A.J. Brown at Cowboys (L)	6, 103 (0)	12/09/12	Jason Avant at Buccaneers (W)	7, 133 (0)
12/18/22	A.J. Brown at Bears (W)	9, 181 (0)		Jeremy Maclin at Buccaneers (W)	9, 104 (1)
	DeVonta Smith at Bears (W)	5, 126 (0)	11/05/12	DeSean Jackson at Saints (L)	3, 100 (1)
12/04/22	A.J. Brown vs. Titans (W)	8, 119 (2)	10/14/12	Jeremy Maclin vs. Lions (L)	6, 130 (1)
	DeVonta Smith vs. Titans (W)	5, 102 (1)	09/16/12	Brent Celek (TE) vs. Ravens (W)	8, 157 (0)
11/03/22	Dallas Goedert at Texans (W)	8, 100 (1)		DeSean Jackson vs. Ravens (W)	7, 114 (0)
10/30/22	A.J. Brown vs. Steelers (W)	6, 156 (3)	01/01/12	Jeremy Maclin vs. Washington (W)	8, 105 (0)
09/25/22	DeVonta Smith at Commanders (W)	8, 169 (1)	12/18/11	Brent Celek (TE) vs. Jets (W)	5, 156 (1)
09/11/22	A.J. Brown at Lions (W)	10, 155 (0)	11/27/11	Jason Avant vs. Patriots (L)	8, 110 (1)
12/21/21	Dallas Goedert vs. Washington (W)	7, 135 (0)	10/16/11	Jeremy Maclin at Washington (W)	5, 101 (0)
12/05/21	Dallas Goedert at Jets (W)	6, 105 (2)	10/09/11	Jason Avant at Bills (L)	9, 139 (0)
11/07/21	DeVonta Smith vs. Chargers (L)	5, 116 (1)	10/02/11	DeSean Jackson vs. 49ers (L)	6, 171 (0)
10/03/21	DeVonta Smith vs. Chiefs (L)	7, 122 (0)	09/18/11	Jeremy Maclin at Falcons (L)	13, 171 (2)
09/19/21	Quez Watkins vs. 49ers (L)	2, 117 (0)	09/11/11	DeSean Jackson at Rams (W)	6, 102 (1)
10/11/20	Travis Fulgham at Steelers (L)	10, 152 (1)	12/12/10	DeSean Jackson at Cowboys (W)	4, 210 (1)
09/13/20	Dallas Goedert (TE) at Washington (L)	8, 101 (1)	11/21/10	Jeremy Maclin vs. Giants (W)	9, 120 (0)
12/01/19	Alshon Jeffery at Dolphins (L)	9, 137 (1)	11/07/10	DeSean Jackson vs. Colts (W)	7, 109 (1)
11/03/19	Zach Ertz (TE) vs. Bears (W)	9, 103 (1)	10/17/10	Jeremy Maclin vs. Falcons (W)	7, 159 (2)
09/15/19	Nelson Agholor at Falcons (L)	8, 107 (1)	10/03/10	LeSean McCoy (RB) vs. Washington (L)	12, 110 (0)
09/08/19	DeSean Jackson vs. Washington (W)	8, 154 (2)	09/26/10	DeSean Jackson at Jaguars (W)	5, 153 (1)
12/23/18	Nelson Agholor vs. Texans (W)	5, 116 (1)	09/19/10	DeSean Jackson at Lions (W)	4, 135 (1)
	Zach Ertz (TE) vs. Texans (W)	12, 110 (2)	01/09/10	Jeremy Maclin* at Cowboys (L)	7, 146 (1)
12/16/18	Alshon Jeffery at Rams (W)	8, 160 (0)	12/27/09	Brent Celek (TE) vs. Broncos (W)	4, 121 (1)
11/11/18	Zach Ertz (TE) vs. Cowboys (L)	14, 145 (2)	12/20/09	DeSean Jackson vs. 49ers (W)	6, 140 (1)
10/21/18	Zach Ertz (TE) vs. Panthers (L)	9, 138 (0)	12/13/09	DeSean Jackson at Giants (W)	6, 178 (1)
10/07/18	Zach Ertz (TE) vs. Vikings (L)	10, 110 (1)	11/22/09	DeSean Jackson at Bears (W)	8, 107 (1)
09/30/18	Zach Ertz (TE) at Titans (L)	10, 112 (0)	11/15/09	Jason Avant at Chargers (L)	8, 156 (0)
	Alshon Jeffery at Titans (L)	8, 105 (1)	10/11/09	Jeremy Maclin* vs. Buccaneers (W)	6, 142 (2)
02/04/18	Corey Clement* (RB) at Patriots (W)	4, 100 (1)	09/27/09	Brent Celek (TE) vs. Chiefs (W)	8, 104 (1)
12/10/17	Torrey Smith at Rams (W)	6, 100 (0)		DeSean Jackson vs. Chiefs (W)	6, 149 (1)
12/03/17	Nelson Agholor at Seahawks (L)	7, 141 (1)	09/20/09	Brent Celek (TE) vs. Saints (L)	8, 104 (0)
11/26/17	Zach Ertz (TE) vs. Bears (W)	10, 103 (1)		DeSean Jackson vs. Saints (L)	4, 101 (1)
01/01/17	Zach Ertz (TE) vs. Cowboys (W)	13, 139 (2)	01/18/09	Kevin Curtis at Cardinals (L)	4, 122 (0)
12/11/16	Zach Ertz (TE) vs. Washington (L)	10, 112 (0)	12/15/08	Jason Avant vs. Browns (W)	5, 101 (0)
09/25/16	Darren Sproles (RB) vs. Steelers (W)	6, 128 (1)	11/02/08	Brent Celek (TE) at Seahawks (W)	6, 131 (0)
09/11/16	Jordan Matthews vs. Browns (W)	7, 114 (1)	09/15/08	DeSean Jackson* at Cowboys (L)	6, 110 (0)
01/03/16	Zach Ertz (TE) at Giants (W)	9, 152 (0)	09/07/08	Hank Baskett vs. Rams (W)	2, 102 (1)
12/26/15	Zach Ertz (TE) vs. Washington (L)	13, 122 (0)		DeSean Jackson* vs. Rams (W) - NFL debut	6, 106 (0)
	Jordan Matthews vs. Washington (L)	6, 104 (1)		Greg Lewis vs. Rams (W)	5, 104 (0)
12/20/15	Jordan Matthews vs. Cardinals (L)	8, 159 (1)	12/02/07	Kevin Curtis vs. Seahawks (L)	6, 111 (1)
11/15/15	Brent Celek (TE) vs. Dolphins (L)	4, 134 (0)	10/28/07	Reggie Brown at Vikings (W)	8, 105 (0)
11/08/15	Jordan Matthews at Cowboys (W)	9, 133 (1)	10/14/07	Kevin Curtis at Jets (W)	5, 121 (1)
09/14/15	Jordan Matthews at Falcons (L)	10, 102 (0)	09/23/07	Kevin Curtis vs. Lions (W)	11, 221 (3)
12/28/14	Jordan Matthews* at Giants (W)	8, 105 (1)		Brian Westbrook (RB) vs. Lions (W)	5, 111 (1)
12/20/14	Zach Ertz (TE) at Washington (L)	15, 115 (0)	01/13/07	Donté Stallworth at Saints (L)	3, 100 (1)
11/27/14	Jeremy Maclin at Cowboys (W)	8, 108 (0)	12/31/06	Hank Baskett* vs. Falcons (W)	7, 177 (1)
11/16/14	Jordan Matthews* at Packers (L)	5, 107 (1)	12/04/06	Donté Stallworth vs. Panthers (W)	4, 111 (1)
11/10/14	Brent Celek (TE) vs. Panthers (W)	5, 116 (0)	11/12/06	Donté Stallworth vs. Washington (W)	6, 139 (1)
	Jordan Matthews* vs. Panthers (W)	7, 138 (2)	10/22/06	Brian Westbrook (RB) at Buccaneers (L)	7, 113 (1)
11/02/14	Jeremy Maclin at Texans (W)	6, 158 (2)	10/15/06	Reggie Brown at Saints (W)	6, 121 (1)




100+ YARD RECEIVING GAMES (TDs)

10/08/06..... Hank Baskett* vs. Cowboys (W)	3, 112 (1)	09/22/91..... Roy Green vs. Steelers (W)	6, 114 (0)
09/24/06..... Reggie Brown at 49ers (W)	5, 106 (0)	09/15/91..... Fred Barnett at Cowboys (W)	7, 111 (1)
09/17/06..... L.J. Smith (TE) vs. Giants (L) (OT)	7, 111 (0)	09/01/91..... Keith Byars (RB) at Packers (W)	8, 111 (1)
09/10/06..... Donté Stallworth at Texans (W)	6, 141 (1)	01/05/91..... <i>Keith Jackson (TE) vs. Washington (L)</i>	5, 116 (0)
10/30/05..... Terrell Owens at Broncos (L)	3, 154 (1)	12/16/90..... Fred Barnett* vs. Packers (W)	5, 108 (0)
10/02/05..... Terrell Owens at Chiefs (W)	11, 171 (1)	12/02/90..... Fred Barnett* at Bills (L)	2, 112 (1)
09/25/05..... Brian Westbrook (RB) vs. Raiders (W)	6, 140 (1)	11/25/90..... Keith Byars (RB) vs. Giants (W)	8, 128 (0)
09/18/05..... Terrell Owens vs. 49ers (W)	5, 143 (2)	10/15/90..... Fred Barnett* vs. Vikings (W)	4, 114 (1)
L.J. Smith (TE) vs. 49ers (W)	9, 119 (1)	09/30/90..... Keith Byars (RB) vs. Colts (L)	12, 133 (0)
09/12/05..... Terrell Owens at Falcons (L)	7, 112 (0)	12/18/89..... Keith Byars (RB) at Saints (L)	6, 109 (0)
02/06/05..... <i>Terrell Owens vs. Patriots (L)</i>	9, 122 (0)	10/02/89..... Cris Carter at Bears (L)	8, 113 (0)
12/05/04..... Terrell Owens vs. Packers (W)	8, 161 (1)	09/17/89..... Keith Byars (RB) at Washington (W)	8, 130 (0)
Brian Westbrook (RB) vs. Packers (W)	11, 156 (3)	Keith Jackson (TE) at Washington (W)	12, 126 (3)
11/21/04..... Todd Pinkston vs. Washington (W)	5, 106 (0)	09/10/89..... Mike Quick vs. Seahawks (W)	6, 140 (1)
11/15/04..... Terrell Owens at Cowboys (W)	6, 134 (3)	12/31/88..... <i>Keith Byars (RB) at Bears (L)</i>	9, 103 (0)
10/31/04..... Terrell Owens vs. Ravens (W)	8, 101 (1)	<i>Keith Jackson* (TE) at Bears (L)</i>	7, 142 (0)
10/24/04..... Terrell Owens at Browns (W) (OT)	4, 109 (2)	10/10/88..... Cris Carter vs. Giants (W)	5, 162 (1)
Todd Pinkston at Browns (W) (OT)	6, 100 (0)	09/18/88..... Mike Quick at Washington (L)	4, 105 (1)
10/17/04..... Terrell Owens vs. Panthers (W)	4, 123 (0)	12/20/87..... Mike Quick at Jets (W)	6, 148 (2)
10/03/04..... Terrell Owens at Bears (W)	8, 110 (1)	11/29/87..... Mike Quick at Patriots (W) (OT)	5, 121 (2)
09/26/04..... Terrell Owens at Lions (W)	6, 107 (1)	10/18/87..... Otis Grant at Packers (L) (OT)	7, 135 (0)
12/21/03..... Todd Pinkston vs. 49ers (L) (OT)	5, 121 (1)	10/11/87..... Kevin Bowman at Cowboys (L)	5, 123 (1)
09/22/02..... Antonio Freeman vs. Cowboys (W)	6, 118 (1)	12/07/86..... Mike Quick vs. Cardinals (T) (OT)	5, 127 (0)
09/16/02..... James Thrash at Washington (W)	6, 107 (1)	11/30/86..... Mike Quick at Raiders (W) (OT)	8, 145 (3)
12/30/01..... James Thrash vs. Giants (W)	7, 143 (1)	09/21/86..... Kenny Jackson vs. Broncos (L)	5, 127 (1)
12/22/01..... Duce Staley (RB) at 49ers (L)	9, 103 (0)	12/01/85..... Mike Quick vs. Vikings (L)	8, 127 (1)
09/23/01..... James Thrash at Seahawks (W)	10, 165 (2)	11/10/85..... Mike Quick vs. Falcons (W)	3, 145 (1)
12/10/00..... Chad Lewis (TE) at Browns (W)	5, 100 (0)	11/03/85..... Mike Quick at 49ers (L)	6, 146 (1)
10/01/00..... Torrance Small vs. Falcons (W)	4, 122 (1)	10/27/85..... Mike Quick vs. Bills (W)	8, 117 (1)
10/31/99..... Torrance Small vs. Giants (L) (OT)	4, 119 (1)	10/20/85..... Kenny Jackson vs. Cowboys (W)	6, 134 (1)
11/30/97..... Irving Fryar vs. Bengals (W)	7, 122 (0)	10/13/85..... Herman Hunter* (RB) vs. Cardinals (W)	6, 120 (1)
11/23/97..... Irving Fryar vs. Steelers (W)	7, 116 (1)	10/06/85..... John Spagnola (TE) at Saints (L)	12, 124 (2)
11/10/97..... Irving Fryar vs. 49ers (L)	9, 138 (0)	12/16/84..... Mike Quick at Falcons (L)	7, 135 (1)
10/12/97..... Irving Fryar at Jaguars (L)	10, 124 (3)	12/02/84..... John Spagnola (TE) vs. Cowboys (L)	11, 114 (0)
09/28/97..... Irving Fryar at Vikings (L)	9, 120 (1)	11/25/84..... Mike Quick at Cardinals (L)	8, 107 (1)
09/07/97..... Irving Fryar vs. Packers (W)	8, 125 (0)	11/04/84..... Mike Quick at Lions (T) (OT)	5, 110 (1)
08/31/97..... Michael Timpson at Giants (L)	9, 125 (0)	10/28/84..... Mike Quick vs. Cardinals (L)	6, 170 (1)
11/24/96..... Irving Fryar at Cardinals (L)	7, 131 (0)	09/02/84..... Mike Quick at Giants (L)	8, 147 (1)
11/17/96..... Chris T. Jones vs. Washington (L)	7, 103 (1)	12/18/83..... Harold Carmichael at Cardinals (L)	5, 102 (0)
11/03/96..... Irving Fryar at Cowboys (W)	9, 120 (1)	11/27/83..... Melvin Hoover at Washington (L)	4, 128 (0)
10/27/96..... Irving Fryar vs. Panthers (W)	7, 143 (0)	Mike Quick at Washington (L)	5, 104 (2)
10/20/96..... Irving Fryar vs. Dolphins (W)	8, 116 (4)	11/06/83..... Mike Quick vs. Cowboys (L)	7, 120 (1)
09/15/96..... Chris T. Jones vs. Lions (W)	9, 121 (1)	10/02/83..... Mike Quick at Falcons (W)	4, 122 (1)
12/30/95..... <i>Fred Barnett vs. Lions (W)</i>	8, 109 (1)	09/25/83..... Mike Quick vs. Cardinals (L)	6, 133 (0)
12/17/95..... Calvin Williams vs. Cardinals (W)	7, 105 (1)	09/18/83..... Mike Quick at Broncos (W)	6, 152 (1)
11/12/95..... Fred Barnett vs. Broncos (W)	7, 105 (0)	09/11/83..... Harold Carmichael vs. Washington (L)	9, 108 (0)
12/24/94..... Calvin Williams at Bengals (L)	6, 122 (0)	Mike Quick vs. Washington (L)	4, 106 (1)
11/06/94..... Fred Barnett vs. Cardinals (W)	11, 173 (2)	11/28/82..... Harold Carmichael at Washington (L)	6, 109 (1)
10/24/94..... Fred Barnett vs. Oilers (W)	5, 187 (1)	09/19/82..... Harold Carmichael at Browns (W)	6, 100 (0)
10/02/94..... Calvin Williams at 49ers (W)	9, 122 (0)	11/08/81..... Harold Carmichael at Cardinals (W)	5, 103 (2)
09/12/94..... Fred Barnett vs. Bears (W)	8, 102 (0)	11/01/81..... Harold Carmichael vs. Cowboys (L)	5, 151 (1)
01/03/94..... James Joseph (RB) at 49ers (W) (OT)	6, 109 (0)	10/18/81..... Harold Carmichael at Vikings (L)	8, 109 (1)
12/19/93..... Calvin Williams at Colts (W)	6, 105 (1)	Wilbert Montgomery (RB) at Vikings (L)	10, 143 (1)
12/12/93..... Herschel Walker (RB) vs. Bills (L)	11, 109 (0)	12/14/80..... Charlie Smith vs. Cardinals (W)	7, 134 (0)
11/28/93..... Herschel Walker (RB) at Washington (W)	10, 103 (0)	11/09/80..... Charlie Smith at Saints (W)	9, 137 (0)
09/19/93..... Calvin Williams vs. Washington (W)	8, 181 (3)	11/02/80..... Charlie Smith at Seahawks (W)	5, 109 (1)
01/03/93..... <i>Fred Barnett at Saints (W)</i>	4, 102 (2)	09/28/80..... Harold Carmichael at Cardinals (L)	5, 108 (0)
12/13/92..... Fred Barnett at Seahawks (W) (OT)	9, 161 (0)	09/07/80..... Harold Carmichael vs. Broncos (W)	3, 135 (1)
09/20/92..... Fred Barnett vs. Broncos (W)	5, 102 (1)	12/23/79..... <i>Harold Carmichael vs. Bears (W)</i>	6, 111 (2)
Calvin Williams vs. Broncos (W)	5, 108 (2)	09/10/79..... Harold Carmichael vs. Falcons (L)	9, 127 (0)
09/13/92..... Fred Barnett at Cardinals (W)	8, 193 (2)	12/24/78..... <i>Charlie Smith at Falcons (L)</i>	7, 108 (0)
11/17/91..... Fred Barnett vs. Bengals (W)	6, 108 (0)	12/03/78..... Harold Carmichael at Vikings (L)	4, 115 (2)
11/10/91..... Fred Barnett at Browns (W)	8, 146 (1)	11/19/78..... Harold Carmichael at Giants (W)	5, 105 (0)




100+ YARD RECEIVING GAMES (TDs)

10/29/78..... Harold Carmichael vs. Cardinals (L).....7, 126 (1)	09/25/66..... Pete Retzlaff (TE) vs. Giants (W).....5, 120 (1)
10/22/78..... Keith Krepfle (TE) at Cowboys (L).....4, 100 (1)	12/05/65..... Ray Poage vs. Cowboys (L).....5, 142 (1)
10/30/77..... Harold Carmichael at Washington (L).....4, 116 (1)	Pete Retzlaff (TE) vs. Cowboys (L).....6, 118 (0)
11/09/75..... Charlie Smith vs. Cardinals (L).....7, 102 (0)	11/28/65..... Pete Retzlaff (TE) at Cardinals (W).....9, 148 (3)
12/08/74..... Charle Young (TE) at Giants (W).....9, 103 (1)	11/14/65..... Pete Retzlaff (TE) vs. Washington (W).....7, 204 (0)
11/17/74..... Charle Young (TE) vs. Cardinals (L).....7, 101 (0)	11/07/65..... Pete Retzlaff (TE) at Browns (L).....7, 151 (3)
12/16/73..... Harold Carmichael at Washington (L).....4, 111 (0)	10/17/65..... Pete Retzlaff (TE) at Giants (L).....6, 133 (1)
Charle Young* (TE) at Washington (L).....5, 104 (1)	09/26/65..... Timmy Brown (RB) vs. Giants (L).....8, 106 (0)
12/09/73..... Harold Carmichael vs. Jets (W).....5, 146 (1)	09/19/65..... Timmy Brown (RB) vs. Cardinals (W).....7, 129 (1)
12/02/73..... Charle Young* (TE) at 49ers (L).....6, 112 (1)	12/13/64..... Pete Retzlaff (TE) at Cardinals (L).....6, 106 (1)
11/18/73..... Charle Young* (TE) at Cowboys (L).....4, 113 (1)	11/29/64..... Pete Retzlaff (TE) at Browns (L).....5, 100 (1)
11/11/73..... Harold Carmichael vs. Falcons (L).....6, 105 (1)	11/08/64..... Pete Retzlaff (TE) at Rams (L).....6, 105 (0)
11/04/73..... Charle Young* (TE) vs. Patriots (W).....8, 108 (2)	10/25/64..... Bill Mack at Steelers (W).....3, 104 (1)
10/14/73..... Harold Carmichael at Cardinals (W).....12, 187 (2)	10/04/64..... Timmy Brown (RB) vs. Steelers (W).....2, 110 (2)
09/30/73..... Norm Bulaich vs. Washington (L).....6, 109 (1)	09/20/64..... Pete Retzlaff (TE) vs. 49ers (L).....8, 121 (1)
09/23/73..... Harold Carmichael at Giants (T).....5, 103 (1)	09/13/64..... Pete Retzlaff (TE) vs. Giants (W).....6, 139 (1)
12/17/72..... Harold Carmichael at Cardinals (L).....5, 100 (1)	10/13/63..... Tommy McDonald at Washington (W).....8, 139 (2)
11/26/72..... Harold Jackson at Giants (L).....5, 152 (1)	10/06/63..... Pete Retzlaff (TE) vs. Cowboys (W).....4, 107 (0)
10/02/72..... Harold Jackson vs. Giants (L).....9, 138 (0)	09/15/63..... Tommy McDonald vs. Steelers (T).....7, 179 (2)
09/24/72..... Harold Jackson vs. Browns (L).....7, 131 (1)	12/16/62..... Timmy Brown (RB) at Cardinals (L).....5, 199 (2)
09/17/72..... Harold Jackson at Cowboys (L).....9, 161 (0)	Tommy McDonald at Cardinals (L).....4, 162 (3)
12/19/71..... Harold Jackson at Giants (W).....7, 145 (1)	12/09/62..... Pete Retzlaff (TE) vs. Steelers (L).....7, 122 (2)
12/12/71..... Harold Jackson vs. Cardinals (W).....4, 109 (1)	12/02/62..... Pete Retzlaff (TE) at Washington (W).....8, 135 (1)
11/28/71..... Ben Hawkins vs. Washington (L).....7, 126 (0)	11/25/62..... Tommy McDonald vs. Cowboys (W).....3, 108 (1)
11/21/71..... Harold Jackson at Cardinals (W).....8, 117 (1)	Pete Retzlaff (TE) vs. Cowboys (W).....4, 113 (0)
09/19/71..... Ben Hawkins at Bengals (L).....7, 118 (2)	10/28/62..... Timmy Brown (RB) at Vikings (L).....5, 174 (1)
11/01/70..... Ben Hawkins at Cowboys (L).....2, 105 (1)	10/21/62..... Howard Cassady vs. Washington (L).....8, 133 (2)
10/11/70..... Harold Jackson at Giants (L).....7, 194 (2)	10/14/62..... Tommy McDonald at Cowboys (L).....7, 131 (0)
12/07/69..... Ben Hawkins vs. Washington (L).....4, 112 (0)	09/30/62..... Tommy McDonald vs. Browns (W).....6, 140 (1)
11/30/69..... Gary Ballman at Saints (L).....4, 119 (1)	09/23/62..... Timmy Brown (RB) vs. Giants (L).....9, 160 (1)
11/23/69..... Harold Jackson at Cardinals (W).....8, 127 (0)	09/16/62..... Pete Retzlaff (TE) vs. Cardinals (L).....4, 126 (0)
11/09/69..... Harold Jackson at Washington (T).....8, 112 (0)	12/17/61..... Pete Retzlaff (TE) at Lions (W).....9, 105 (1)
10/26/69..... Harold Jackson vs. Saints (W).....6, 105 (0)	12/10/61..... Tommy McDonald vs. Giants (L).....7, 237 (2)
10/19/69..... Harold Jackson at Cowboys (L).....3, 107 (1)	11/26/61..... Tommy McDonald vs. Cowboys (W).....5, 131 (3)
10/13/69..... Harold Jackson at Colts (L).....8, 138 (1)	11/05/61..... Tommy McDonald vs. Bears (W).....6, 109 (1)
10/05/69..... Gary Ballman vs. Cowboys (L).....5, 108 (0)	10/29/61..... Tommy McDonald at Washington (W).....7, 141 (1)
09/28/69..... Ben Hawkins vs. Steelers (W).....7, 145 (4)	Pete Retzlaff (TE) at Washington (W).....7, 125 (2)
11/10/68..... Fred Hill (TE) vs. Washington (L).....9, 114 (0)	10/01/61..... Tommy McDonald vs. Cardinals (L).....11, 187 (0)
10/27/68..... Ben Hawkins at Steelers (L).....7, 108 (0)	Bobby Walston vs. Cardinals (L).....2, 127 (0)
10/06/68..... Ben Hawkins at Washington (L).....6, 105 (1)	12/18/60..... Timmy Brown (RB) at Washington (W).....5, 128 (1)
09/29/68..... Ben Hawkins vs. Cowboys (L).....6, 103 (0)	Tommy McDonald at Washington (W).....2, 116 (2)
12/03/67..... Ben Hawkins at Washington (T).....5, 151 (2)	Pete Retzlaff (TE) at Washington (W).....5, 110 (1)
10/22/67..... Ben Hawkins at Cardinals (L).....6, 197 (1)	12/11/60..... Timmy Brown (RB) at Steelers (L).....3, 112 (1)
10/15/67..... Ben Hawkins vs. 49ers (L).....6, 150 (1)	12/04/60..... Pete Retzlaff (TE) at Cardinals (W).....5, 123 (1)
10/01/67..... Ben Hawkins vs. Steelers (W).....8, 187 (2)	11/20/60..... Bobby Walston at Giants (W).....6, 119 (0)
09/17/67..... Gary Ballman vs. Washington (W).....4, 105 (2)	11/06/60..... Tommy McDonald vs. Steelers (W).....8, 141 (3)
Ben Hawkins vs. Washington (W).....5, 100 (0)	10/09/60..... Pete Retzlaff (TE) vs. Cardinals (W).....7, 132 (2)



PETE RETZLAFF



TOMMY McDONALD



100+ YARD RECEIVING GAMES (TDs)

12/06/59	Tommy McDonald at Washington (W)	9, 153 (3)
11/15/59	Pete Retzlaff (TE) vs. Cardinals (W)	5, 137 (1)
10/25/59	Tommy McDonald at Cardinals (W)	3, 122 (2)
10/04/59	Tommy McDonald vs. Giants (W)	6, 133 (3)
12/14/58	Tommy McDonald at Washington (L)	4, 148 (0)
11/16/58	Bill Barnes (RB) vs. Cardinals (W)	7, 109 (0)
10/26/58	Pete Retzlaff (TE) at Packers (L)	6, 121 (0)
10/14/56	Bobby Walston at Steelers (W)	4, 108 (1)
09/30/56	Bobby Walston at Rams (L)	5, 115 (0)
12/11/55	Pete Pihos at Bears (L)	11, 114 (0)
12/04/55	Pete Pihos vs. Cardinals (W)	10, 127 (1)
11/27/55	Pete Pihos vs. Rams (L)	6, 103 (1)
11/13/55	Bill Stribling vs. Browns (W)	6, 123 (2)
11/06/55	Pete Pihos at Washington (W)	8, 119 (1)
12/12/54	Pete Pihos vs. Giants (W0)	8, 119 (1)
11/28/54	Jerry Williams (RB) vs. Washington (W0)	6, 163 (1)
11/07/54	Dom Moselle (RB) vs. Cardinals (W)	7, 100 (1)
10/23/54	Pete Pihos at Steelers (L)	7, 111 (1)
10/17/54	Pete Pihos at Washington (W)	9, 132 (3)
10/03/54	Bobby Walston at Cardinals (W)	5, 110 (3)
	Jerry Williams (RB) at Cardinals (W)	5, 166 (1)
11/21/53	Pete Pihos vs. Cardinals (W)	7, 113 (0)
11/15/53	Pete Pihos vs. Colts (W)	7, 118 (1)
	Bobby Walston vs. Colts (W)	7, 110 (0)
11/08/53	Pete Pihos vs. Giants (W)	7, 145 (2)
	Bobby Walston vs. Giants (W)	8, 176 (2)
10/25/53	Pete Pihos at Cardinals (W)	8, 156 (1)
10/10/53	Bobby Walston at Browns (L)	4, 110 (0)
12/07/52	Bud Grant vs. Texans (W)	11, 203 (2)
11/30/52	Bud Grant at Cardinals (L)	8, 186 (1)
11/23/52	Bobby Walston at Browns (W)	4, 121 (1)
10/12/52	Bud Grant vs. Steelers (W)	5, 111 (1)
09/28/52	Bud Grant at Steelers (W)	4, 135 (1)
10/21/51	Bobby Walston* at Giants (L)	6, 118 (2)
10/22/50	Jack Ferrante at Steelers (W)	5, 118 (0)
10/15/50	Jack Ferrante at Colts (W)	6, 103 (0)
10/07/50	Jack Ferrante vs. Rams (W)	4, 101 (2)
11/13/49	Clyde Scott* (RB) at Washington (W)	4, 127 (1)
12/12/48	Jack Ferrante vs. Lions (W)	7, 184 (3)
11/28/48	Pete Pihos vs. Steelers (W)	7, 112 (1)
11/07/48	Pete Pihos at Giants (W)	5, 128 (2)
12/14/47	Pete Pihos* vs. Packers (W)	4, 108 (1)
11/11/45	Jack Ferrante vs. Giants (W)	5, 135 (2)
10/28/45	Jack Ferrante vs. Rams (W)	5, 101 (1)
12/05/43	Tony Bova vs. Packers (L)	3, 106 (2)
11/01/42	Fred Meyer* at Washington (L)	4, 119 (0)
12/01/40	Don Looney* at Washington (L)	14, 180 (0)
10/26/40	Lester McDonald vs. Dodgers (L)	6, 102 (0)
09/22/40	Don Looney* at Rams (L)	8, 129 (2)
09/15/40	Don Looney* at Packers (L)	8, 115 (1)
11/19/39	Herschel Ramsey at Bears (L)	8, 131 (1)
09/11/38	Joe Carter vs. Washington (L)	6, 116 (2)
11/14/37	Joe Carter at Packers (L)	6, 139 (1)

* Rookie | *Playoff Game*

NFL RECORDS HELD BY EAGLES

MOST TOUCHDOWN PASSES, Game

7 Nick Foles (11/3/13 at Raiders) and Adrian Burk (10/17/54 at Washington); *tied with Drew Brees, Saints (2015), Peyton Manning, Broncos (2013), Joe Kapp, Vikings (1969), Y.A. Tittle, Giants (1962), George Blanda, Houston Oilers (1961) and Sid Luckman, Bears (1943)*

MOST CONSECUTIVE COMPLETIONS

25 Nick Foles (12/30/18 at Washington); *tied with Philip Rivers, Chargers (25 vs. Cardinals, 2018) and Ryan Tannehill, Dolphins (7 at Texans, 2015)*

LONGEST TOUCHDOWN PASS

99t Ron Jaworski to Mike Quick (11/10/85 vs. Falcons) (OT); *tied with many others*

MOST INTERCEPTIONS RETURNED FOR TD, Season

4 Eric Allen, 1993; *tied with Jim Kearney, Chiefs (1972) and Ken Houston, Houston Oilers (1971)*

MOST INTERCEPTIONS, Game

4 Russ Craft (9/24/50 at Chi. Cardinals); *tied with 17 others*

MOST KICKOFF RETURN TOUCHDOWNS, Game

2 Timmy Brown (11/6/66 vs. Cowboys), 93 and 90 yards; *tied with Josh Cribbs, Browns (2009), Andre Davis, Texans (2007), Devin Hester, Bears (2006), Chad Morton, Jets (2002), Tyrone Hughes, Saints (1994), Ron Brown, Rams (1985) and Travis Williams, Packers (1967)*

MOST 50+ YARD TOUCHDOWNS, Season

8 DeSean Jackson (2009); *tied with Devin Hester, Bears (2007) and Elroy "Crazy Legs" Hirsch, Rams (1951)*



SCRIMMAGE YARDS CAREER

Rk	Player	G	Touches	Yds	Avg	Yds/G	TD
1.	Brian Westbrook (RB) (2002-09)	107	1,734	9,785	5.6	91.4	66
2.	LeSean McCoy (RB) (2009-14)	90	1,761	9,074	5.2	100.8	54
3.	Harold Carmichael (WR) (1971-83)	180	598	9,042	15.1	50.2	79
4.	Wilbert Montgomery (RB) (1977-84)	100	1,731	8,985	5.2	89.9	57
5.	Pete Retzlaff (TE) (1956-66)	132	458	7,408	16.2	56.1	47
6.	Duce Staley (RB) (1997-2003)	98	1,475	7,305	5.0	74.5	32
7.	Timmy Brown (B) (1960-67)	96	1,081	7,049	6.5	73.4	55
8.	DeSean Jackson (WR) (2008-13, '19-20)	95	437	6,897	15.8	72.6	38
9.	Mike Quick (WR) (1982-90)	101	364	6,459	17.7	64.0	61
10.	Steve Van Buren (B) (1944-51)	83	1,365	6,383	4.7	76.9	72
11.	Zach Ertz (TE) (2013-21)	123	579	6,267	10.8	51.0	38
12.	Keith Byars (RB) (1986-92)	105	1,121	6,204	5.5	59.1	30
13.	Pete Pihos (E) (1947-55)	107	382	5,615	14.7	52.5	61
14.	Tommy McDonald (FL) (1957-63)	88	304	5,521	18.2	62.7	66
15.	Bobby Walston (WR/K) (1951-62)	148	315	5,375	17.1	36.3	46
16.	Ricky Watters (RB) (1995-97)	48	1,136	5,112	4.5	106.5	32
17.	Brent Celek (TE) (2007-17)	175	398	4,998	12.6	28.6	31
18.	Jeremy Maclin (WR) (2009-14)	75	349	4,801	13.8	64.0	36
19.	Ben Hawkins (FL) (1966-73)	102	271	4,772	17.6	46.8	32
20.	Tom Woodeshick (B) (1963-71)	111	956	4,736	5.0	42.7	27

TOUCHES CAREER

Rk	Player	Touches
1.	LeSean McCoy (2009-14)	1,761
2.	Brian Westbrook (2002-09)	1,734
3.	Wilbert Montgomery (1977-84)	1,731
4.	Duce Staley (1997-2003)	1,475
5.	Steve Van Buren (B) (1944-51)	1,365

YARDS/TOUCH CAREER

Rk	Player	Avg
1.	Timmy Brown (B) (1960-67)	6.5
2.	Brian Westbrook (2002-09)	5.6
3.	Keith Byars (1986-92)	5.5
4.	Wilbert Montgomery (1977-84)	5.2
5.	LeSean McCoy (2009-14)	5.2

SCRIMMAGE YARDS SEASON

Rk	Player	Touches	Yds	Avg	Yds/G	TD
1.	LeSean McCoy (2013)	366	2,146	5.9	134.1	11
2.	Brian Westbrook (2007)	368	2,104	5.7	140.3	12
3.	Wilbert Montgomery (1979)	379	2,006	5.3	125.4	14
4.	Wilbert Montgomery (1981)	335	1,923	5.7	128.2	10
5.	Brian Westbrook (2006)	317	1,916	6.0	127.7	11
6.	Ricky Watters (1996)	404	1,855	4.6	115.9	13
7.	Ricky Watters (1995)	399	1,707	4.3	106.7	12
8.	LeSean McCoy (2010)	285	1,672	5.9	111.5	9
9.	LeSean McCoy (2011)	321	1,624	5.1	108.3	20
10.	Duce Staley (2002)	320	1,570	4.9	98.1	8

TOUCHES SEASON

Rk	Player	Touches
1.	Ricky Watters (1996)	404
2.	Ricky Watters (1995)	399
3.	Wilbert Montgomery (1979)	379
4.	Brian Westbrook (2007)	368
5t.	LeSean McCoy (2013)	366
	Duce Staley (1999)	366

YARDS/TOUCH SEASON

Rk	Player	Avg
1.	Timmy Brown (1965)	7.4
2.	Timmy Brown (1962)	7.4
3.	Herschel Walker (1994)	6.3
4.	Steve Van Buren (1945)	6.2
5.	Brian Westbrook (2003)	6.1

SCRIMMAGE YARDS GAME

Rk	Player	Yds
1.	Duce Staley (9/3/00 at Cowboys)	262
2.	Timmy Brown (12/16/62 at Cardinals)	249
3t.	Wilbert Montgomery (11/4/79 vs. Browns)	237
	Tommy McDonald (12/10/61 vs. Giants)	237
5.	Duce Staley (11/11/01 vs. Vikings)	231

TOUCHES GAME

Rk	Player	Touches
1t.	Brian Westbrook (12/7/08 at Giants)	39
	Ricky Watters (12/10/95 vs. Cowboys)	39
	Heath Sherman (11/12/90 vs. Washington)	39
4.	Heath Sherman (10/6/91 at Buccaneers)	37
5.	Ricky Watters (10/8/95 vs. Washington) (OT)	36



SACKS CAREER

Rk	Player	Sacks
1.	Reggie White (DE) (1985-92).....	124.0
2.	Trent Cole (DE/LB) (2005-14).....	85.5
3.	Clyde Simmons (DE) (1986-93).....	76.0
4.	Brandon Graham (DE) (2010-)	73.0
5.	Fletcher Cox (DT) (2012-23).....	70.0
6.	Hugh Douglas (DE) (1998-2002, '04).....	54.5
7.	Greg Brown (DE) (1982-86).....	50.5
8.	Andy Harmon (DT) (1991-97).....	39.5
9.	Seth Joyner (LB) (1986-93).....	37.0
10.	William Fuller (DE) (1994-96).....	35.5
11.	Josh Sweat (DE) (2018-)	35.0
12.	Dennis Harrison (DE) (1978-84).....	34.0
13.	William Thomas (LB) (1991-99).....	33.0
14.	Ken Clarke (DT) (1982-87).....	32.5
15.	Corey Simon (DT) (2000-04).....	32.0
16t.	Connor Barwin (DE/LB) (2013-16).....	31.5
	Juqua Parker (DE) (2005-11).....	31.5
	Mike Mamula (DE) (1995-2000).....	31.5
19.	Vinny Curry (DE) (2012-17, '19-20).....	30.0
20.	Jerome Brown (DT) (1987-91).....	29.5

Note: Only includes figures since 1982 (when sacks became an official NFL statistic)

SACKS SEASON

Rk	Player	Sacks
1.	Reggie White (DE) (1987).....	21.0
2.	Clyde Simmons (DE) (1992).....	19.0
3t.	Jason Babin (DE) (2011).....	18.0
	Reggie White (DE) (1988).....	18.0
	Reggie White (DE) (1986).....	18.0
6t.	Haason Reddick (DE) (2022).....	16.0
	Greg Brown (DE) (1984).....	16.0
8.	Clyde Simmons (DE) (1989).....	15.5
9t.	Hugh Douglas (DE) (2000).....	15.0
	Reggie White (DE) (1991).....	15.0

SACKS GAME

Rk	Player	Sacks
1t.	Hugh Douglas (DE) (10/18/98 at Chargers).....	4.5
	Clyde Simmons (DE) (9/15/91 at Cowboys).....	4.5
3t.	Reggie White (DE) (9/25/88 at Vikings).....	4.0
	Reggie White (DE) (11/30/86 at L.A. Raiders).....	4.0
	Reggie White (DE) (11/2/86 at StL Cardinals).....	4.0
	Garry Cobb (LB) (10/5/86 at Falcons).....	4.0
	Greg Brown (DE) (12/16/84 at Falcons).....	4.0



REGGIE WHITE

GAMES WITH 3.0 SACKS

3.0-SACK GAMES, Career

Rk	Player	Games
1.	Reggie White (1985-92).....	9
2.	Clyde Simmons (1986-93).....	4
3t.	Trent Cole (2005-14).....	3
	Jason Babin (2009, '11-12).....	3
5t.	Fletcher Cox (2012-23).....	2
	Brandon Graham (2010-)	2
	Several others tied.....	2

Includes playoff games

3.0-SACK GAMES, Season

Rk	Player	Games
1t.	Jason Babin (2011).....	3
	Reggie White (1986).....	3
3t.	Connor Barwin (2014).....	2
	Clyde Simmons (1992).....	2
	Dennis Harrison (1983).....	2

Regular season only

GAMES WITH MULTIPLE SACKS

MULTI-SACK GAMES, Career

Rk	Player	Games
1.	Reggie White (1985-92).....	38
2.	Clyde Simmons (1986-93).....	22
3.	Trent Cole (2005-14).....	20
4.	Brandon Graham (2010-)	17
5.	Hugh Douglas (1998-2002, '04).....	13

Includes playoff games

MULTI-SACK GAMES, Season

Rk	Player	Games
1.	Reggie White (1987).....	9
2.	Clyde Simmons (1992).....	7
3t.	Jason Babin (2011).....	6
	Reggie White (1988).....	6
5t.	Haason Reddick (2022).....	5
	Hugh Douglas (2000).....	5
	Clyde Simmons (1991).....	5

Regular season only

CONSECUTIVE MULTI-SACK GAMES

Rk	Player	Games
1.	Reggie White (1987).....	4
2t.	Haason Reddick (2022).....	3
	Jason Babin (2011).....	3
	William Fuller (1995).....	3
	Andy Harmon (1995).....	3
	Reggie White (1986).....	3
	Dennis Harrison (1982).....	3

CONSECUTIVE GAMES WITH A SACK

Rk	Player	Games
1t.	Haason Reddick (2022).....	8
	Reggie White (1987-88).....	8
	Reggie White (1986-87).....	8
4t.	William Fuller (1994).....	7
	Dennis Harrison (1982).....	7
6.	Clyde Simmons (1992).....	6



MULTI-SACK GAMES (SINCE 1982)

12/10/23..... Haason Reddick at Cowboys (L).....	2.0	09/25/16..... Fletcher Cox vs. Steelers (W).....	2.0
12/03/23..... Fletcher Cox vs. 49ers (L).....	1.5	12/26/15..... Fletcher Cox vs. Washington (L).....	2.0
11/05/23..... Brandon Graham vs. Cowboys (W).....	1.5	12/06/15..... Connor Barwin at Patriots (W).....	2.0
10/22/23..... Josh Sweat vs. Dolphins (W).....	2.0	Brandon Graham at Patriots (W).....	2.0
10/15/23..... Haason Reddick at Jets (L).....	2.5	11/26/15..... Vinny Curry at Lions (L).....	2.0
10/08/23..... Jalen Carter at Rams (W).....	2.0	11/08/15..... Brandon Graham at Cobwoys (W).....	2.0
10/08/23..... Haason Reddick at Rams (W).....	2.0	10/11/15..... Fletcher Cox vs. Saints (W).....	3.0
10/01/23..... Nicholas Morrow vs. Commanders (W).....	3.0	11/23/14..... Connor Barwin vs. Titans (W).....	2.0
01/29/23..... <i>Haason Reddick vs. 49ers (W).....</i>	<i>2.0</i>	Trent Cole vs. Titans (W).....	2.0
01/21/23..... <i>Haason Reddick vs. Giants (W).....</i>	<i>1.5</i>	11/10/14..... Connor Barwin vs. Panthers (W).....	3.5
Josh Sweat vs. Giants (W).....	1.5	Brandon Graham vs. Panthers (W).....	1.5
01/01/23..... Brandon Graham vs. Saints (L).....	2.0	10/12/14..... Connor Barwin vs. Giants (W).....	3.0
Haason Reddick vs. Saints (L).....	2.0	Vinny Curry vs. Giants (W).....	2.0
12/24/22..... Haason Reddick at Cowboys (L).....	2.0	10/05/14..... Connor Barwin vs. Rams (W).....	2.0
Josh Sweat at Cowboys (L).....	1.5	12/22/13..... Trent Cole vs. Bears (W).....	3.0
12/18/22..... Javon Hargrave at Bears (W).....	2.0	Mychal Kendricks vs. Bears (W).....	2.0
Haason Reddick at Bears (W).....	2.0	12/01/13..... Trent Cole vs. Cardinals (W).....	2.0
Josh Sweat at Bears (W).....	2.0	Brandon Graham vs. Cardinals (W).....	2.0
12/11/22..... Brandon Graham at Giants (W).....	3.0	11/17/13..... Trent Cole vs. Washington (W).....	2.0
12/04/22..... Josh Sweat vs. Titans (W).....	2.0	12/13/12..... Fletcher Cox* vs. Bengals (L).....	1.5
11/03/22..... Javon Hargrave at Texans (W).....	3.0	Brandon Graham vs. Bengals (L).....	2.5
10/30/22..... Javon Hargrave vs. Steelers (W).....	2.0	12/02/12..... Brandon Graham at Cowboys (L).....	1.5
10/02/22..... Haason Reddick vs. Jaguars (W).....	2.0	09/23/12..... Jason Babin at Cardinals (L).....	1.5
09/25/22..... Brandon Graham at Commanders (W).....	2.5	12/18/11..... Jason Babin vs. Jets (W).....	3.0
Fletcher Cox at Commanders (W).....	1.5	12/11/11..... Jason Babin at Dolphins (W).....	3.0
Haason Reddick at Commanders (W).....	1.5	Trent Cole at Dolphins (W).....	3.0
Josh Sweat at Commanders (W).....	1.5	12/01/11..... Jason Babin at Seahawks (L).....	2.0
01/16/22..... <i>Ryan Kerrigan at Buccaneers (L).....</i>	<i>1.5</i>	10/30/11..... Jason Babin vs. Cowboys (W).....	2.0
01/02/22..... Josh Sweat at Washington (W).....	1.5	10/02/11..... Jason Babin vs. 49ers (L).....	3.0
12/21/21..... Fletcher Cox vs. Washington (W).....	2.0	09/18/11..... Cullen Jenkins at Falcons (L).....	2.0
12/05/21..... Josh Sweat at Jets (W).....	1.5	09/11/11..... Jason Babin at Rams (W).....	2.0
10/31/21..... Josh Sweat at Lions (W).....	2.0	11/28/10..... Trent Cole at Bears (L).....	2.0
09/27/21..... Javon Hargrave at Cowboys (L).....	2.0	10/17/10..... Trent Cole vs. Falcons (W).....	2.0
09/12/21..... Javon Hargrave at Falcons (W).....	2.0	09/26/10..... Trent Cole at Jaguars (W).....	2.0
12/13/20..... Javon Hargrave vs. Saints (W).....	2.0	Trevor Laws at Jaguars (W).....	2.0
Josh Sweat vs. Saints (W).....	2.0	09/12/10..... Juqua Parker vs. Packers (L).....	2.0
10/18/20..... Brandon Graham vs. Ravens (L).....	2.0	12/20/09..... Trent Cole vs. 49ers (W).....	2.0
09/27/20..... Derek Barnett vs. Bengals (T).....	2.0	12/13/09..... Darren Howard at Giants (W).....	2.0
Brandon Graham vs. Bengals (T).....	2.0	10/26/09..... Trent Cole at Washington (W).....	2.0
Jalen Mills vs. Bengals (T).....	1.5	09/13/09..... Darren Howard at Panthers (W).....	2.0
12/29/19..... Derek Barnett at Giants (W).....	2.0	12/28/08..... Chris Clemons vs. Cowboys (W).....	2.0
12/09/19..... Vinny Curry vs. Giants (W).....	2.0	11/16/08..... Trent Cole at Bengals (T).....	2.0
11/24/19..... Brandon Graham vs. Seahawks (L).....	1.5	Darren Howard at Bengals (T).....	2.0
Malcolm Jenkins vs. Seahawks (L).....	2.0	11/02/08..... Darren Howard at Seahawks (W).....	1.5
10/27/19..... Fletcher Cox at Bills (W).....	1.5	09/21/08..... Omar Gaither vs. Steelers (W).....	1.5
10/06/19..... Brandon Graham vs. Jets (W).....	3.0	Darren Howard vs. Steelers (W).....	2.0
Orlando Scandrick vs. Jets (W).....	2.0	Juqua Parker vs. Steelers (W).....	2.5
12/30/18..... Fletcher Cox at Washington (W).....	3.0	12/09/07..... Trent Cole vs. Giants (L).....	2.0
12/23/18..... Chris Long vs. Texans (W).....	2.0	10/28/07..... Trent Cole at Vikings (W).....	2.0
12/09/18..... Michael Bennett at Cowboys (L).....	1.5	09/23/07..... Brodrick Bunkley vs. Lions (W).....	2.0
Fletcher Cox at Cowboys (L).....	1.5	Trent Cole vs. Lions (W).....	3.5
11/11/18..... Michael Bennett vs. Cowboys (L).....	2.0	Juqua Parker vs. Lions (W).....	2.0
Brandon Graham vs. Cowboys (L).....	1.5	09/09/07..... Trent Cole at Packers (L).....	1.5
10/28/18..... Jordan Hicks at Jaguars (W).....	1.5	01/13/07..... <i>Darwin Walker at Saints (L).....</i>	<i>2.0</i>
Chris Long at Jaguars (W).....	2.0	12/31/06..... Matt McCoy vs. Falcons (W).....	2.0
09/23/18..... Derek Barnett vs. Colts (W).....	1.5	Juqua Parker vs. Falcons (W).....	2.0
09/06/18..... Fletcher Cox vs. Falcons (W).....	1.5	11/19/06..... Trent Cole vs. Titans (L).....	1.5
Jordan Hicks vs. Falcons (W).....	1.5	10/08/06..... Darren Howard vs. Cowboys (W).....	2.0
12/03/17..... Brandon Graham at Seahawks (L).....	1.5	Darwin Walker vs. Cowboys (W).....	3.0
11/19/17..... Derek Barnett* at Cowboys (W).....	2.0	09/17/06..... Trent Cole vs. Giants (L).....	2.0
10/23/17..... Derek Barnett* vs. Washington (W).....	2.0	Jevon Kearse vs. Giants (L).....	2.5
09/10/17..... Brandon Graham at Washington (W).....	2.0	Mike Patterson vs. Giants (L).....	1.5
12/11/16..... Fletcher Cox vs. Washington (L).....	1.5	09/10/06..... Trent Cole at Texans (W).....	2.0



MULTI-SACK GAMES (SINCE 1982)

11/20/05..... Trent Cole* at Giants (L).....	2.0	Kevin Johnson at Seahawks (L).....	2.0
..... Jevon Kearse at Giants (L).....	2.5	11/19/95..... Andy Harmon vs. Giants (W).....	2.0
11/14/05..... Trent Cole* vs. Cowboys (L).....	2.0 Mike Mamula vs. Giants (W).....	3.0
09/12/05..... Brian Dawkins at Falcons (L).....	1.5	10/29/95..... William Fuller vs. Rams (W).....	2.0
..... Darwin Walker at Falcons (L).....	1.5 Andy Harmon vs. Rams (W).....	2.0
01/23/05..... <i>Derrick Burgess vs. Falcons (W)</i>	2.0	10/15/95..... Andy Harmon at Giants (W).....	2.0
12/05/04..... Corey Simon vs. Packers (W).....	2.0 Kevin Johnson at Giants (W).....	2.0
..... Darwin Walker vs. Packers (W).....	2.0	10/08/95..... Andy Harmon vs. Washington (W).....	3.0
11/28/04..... Corey Simon at Giants (W).....	2.0	10/01/95..... Mike Mamula at Saints (W).....	2.0
11/07/04..... Sam Rayburn at Steelers (L).....	2.0	12/18/94..... Mike Flores vs. Giants (L).....	2.0
10/31/04..... Jevon Kearse vs. Ravens (W).....	2.0	12/04/94..... William Fuller at Cowboys (L).....	1.5
09/26/04..... Jevon Kearse at Lions (W).....	3.0	11/06/94..... Andy Harmon vs. Cardinals (W).....	2.0
11/16/03..... Darwin Walker vs. Giants (W).....	1.5	10/24/94..... William Thomas vs. Oilers (W).....	2.0
12/21/02..... N.D. Kalu at Cowboys (W).....	2.0	09/18/94..... Bill Romanowski vs. Packers (W).....	1.5
12/08/02..... Brandon Whiting at Seahawks (W).....	2.0	09/12/94..... William Fuller vs. Bears (W).....	2.0
12/01/02..... Hugh Douglas vs. Rams (W).....	2.0	01/03/94..... Andy Harmon vs. 49ers (W).....	3.0
..... N.D. Kalu vs. Rams (W).....	3.0	12/26/93..... Clyde Simmons vs. Saints (W).....	2.0
11/03/02..... Hugh Douglas at Bears (W).....	2.0	12/06/93..... Andy Harmon at Cowboys (L).....	2.5
10/20/02..... Carlos Emmons vs. Buccaneers (W).....	2.0	11/28/93..... Mike Flores at Washington (W).....	2.0
12/09/01..... Derrick Burgess at Chargers (W).....	2.0	10/31/93..... Andy Harmon vs. Cowboys (L).....	2.0
11/29/01..... Corey Simon at Chiefs (W).....	2.0	09/19/93..... Clyde Simmons vs. Washington (W).....	2.0
11/25/01..... Corey Simon vs. Washington (L).....	2.0	12/27/92..... Clyde Simmons vs. Giants (W).....	1.5
11/18/01..... Troy Vincent at Cowboys (W).....	1.5	12/13/92..... Clyde Simmons at Seahawks (W).....	2.0
11/11/01..... Hugh Douglas vs. Vikings (W).....	2.5 Reggie White at Seahawks (W).....	2.0
11/04/01..... Hugh Douglas vs. Cardinals (W).....	2.0	12/06/92..... Andy Harmon vs. Vikings (W).....	2.5
09/23/01..... Brandon Whiting at Seahawks (W).....	2.0	11/29/92..... Mike Pitts at 49ers (L).....	2.0
12/31/00..... <i>Hugh Douglas vs. Buccaneers (W)</i>	2.0	11/22/92..... Clyde Simmons at Giants (W).....	3.0
11/19/00..... Brian Dawkins vs. Cardinals (W).....	2.0 Reggie White at Giants (W).....	3.5
..... Corey Simon* vs. Cardinals (W).....	1.5	11/08/92..... Clyde Simmons vs. Raiders (W).....	1.5
..... Jeremiah Trotter vs. Cardinals (W).....	2.0 Reggie White vs. Raiders (W).....	1.5
11/05/00..... Brandon Whiting vs. Cowboys (W).....	1.5	10/11/92..... Clyde Simmons at Chiefs (L).....	2.0
10/22/00..... Hugh Douglas vs. Bears (W).....	1.5	10/05/92..... Reggie White vs. Cowboys (W).....	2.0
10/08/00..... Hugh Douglas vs. Washington (L).....	2.0	09/20/92..... Clyde Simmons vs. Broncos (W).....	1.5
09/24/00..... Corey Simon* at Saints (W).....	2.0	09/13/92..... Clyde Simmons at Cardinals (W).....	3.0
09/17/00..... Hugh Douglas at Packers (L).....	2.5	12/22/91..... Reggie White vs. Washington (W).....	2.0
09/03/00..... Hugh Douglas at Cowboys (W).....	2.0	12/08/91..... Clyde Simmons at Giants (W).....	2.0
01/02/00..... Tyrone Williams vs. Rams (W).....	2.0	12/02/91..... Seth Joyner at Oilers (W).....	2.0
12/19/99..... Mike Mamula vs. Patriots (W).....	3.0	11/17/91..... Clyde Simmons vs. Bengals (W).....	2.0
10/31/99..... Greg Jefferson vs. Giants (L).....	1.5 Reggie White vs. Bengals (W).....	2.0
11/22/98..... Bill Johnson at Giants (L).....	1.5	11/04/91..... Clyde Simmons vs. Giants (W).....	1.5
11/15/98..... Hugh Douglas at Washington (L).....	1.5 Reggie White vs. Giants (W).....	1.5
11/08/98..... Hugh Douglas vs. Lions (W).....	2.5	10/06/91..... Wes Hopkins at Buccaneers (L).....	2.0
10/18/98..... Hugh Douglas at Chargers (L).....	4.5	09/22/91..... Clyde Simmons vs. Steelers (W).....	2.0
10/11/98..... Hugh Douglas vs. Washington (W).....	1.5	09/15/91..... Jerome Brown at Cowboys (W).....	2.5
..... Hollis Thomas vs. Washington (W).....	2.0 Mike Golic at Cowboys (W).....	2.0
..... Al Wallace vs. Washington (W).....	1.5 Clyde Simmons at Cowboys (W).....	4.5
12/14/97..... Greg Jefferson at Falcons (L).....	2.0	09/01/91..... Reggie White at Packers (W).....	3.0
11/02/97..... Hollis Thomas at Cardinals (L).....	1.5	12/29/90..... Seth Joyner at Cardinals (W).....	2.0
10/26/97..... Rhett Hall vs. Cowboys (W).....	3.5	12/16/90..... Clyde Simmons vs. Packers (W).....	1.5
..... William Thomas vs. Cowboys (W).....	2.0 Reggie White vs. Packers (W).....	1.5
09/15/97..... Bobby Taylor at Cowboys (L).....	2.0	11/18/90..... Clyde Simmons at Falcons (W).....	2.0
12/22/96..... William Fuller vs. Cardinals (W).....	3.0	11/12/90..... Reggie White vs. Washington (W).....	2.0
12/01/96..... William Fuller vs. Giants (W).....	2.0	11/04/90..... Seth Joyner vs. Patriots (W).....	2.0
11/24/96..... William Thomas at Cardinals (L).....	2.0	10/15/90..... Jessie Small vs. Vikings (W).....	2.0
10/13/96..... William Fuller at Giants (W).....	2.0	09/30/90..... Reggie White vs. Colts (L).....	3.0
..... Rhett Hall at Giants (W).....	1.5	09/16/90..... Mike Pitts vs. Cardinals (L).....	2.0
..... Mike Mamula at Giants (W).....	2.5 Reggie White vs. Cardinals (L).....	2.0
..... William Thomas at Giants (W).....	1.5	12/18/89..... Jerome Brown at Saints (L).....	2.0
09/22/96..... William Fuller at Falcons (W).....	2.0	10/29/89..... Clyde Simmons at Broncos (W).....	3.5
09/01/96..... Mike Mamula at Washington (W).....	2.0 Reggie White at Broncos (W).....	1.5
12/17/95..... William Fuller vs. Cardinals (L).....	2.0	10/22/89..... Seth Joyner vs. Raiders (W).....	2.0
12/10/95..... William Fuller vs. Cowboys (W).....	1.5	10/15/89..... Jerome Brown at Cardinals (W).....	2.5
12/03/95..... William Fuller at Seahawks (L).....	2.0	10/08/89..... Reggie White vs. Giants (W).....	2.0




MULTI-SACK GAMES (SINCE 1982)

09/24/89	Mike Pitts vs. 49ers (L)	2.0	10/09/83	Dennis Harrison at Giants (W)	2.0
	Clyde Simmons vs. 49ers (L)	2.0	10/02/83	Dennis Harrison at Falcons (W)	3.0
	Reggie White vs. 49ers (L)	2.5	09/25/83	Carl Hairston at Rams (L)	2.0
09/17/89	Jerome Brown at Washington (W)	2.0		Joel Williams at Rams (L)	1.5
09/10/89	Clyde Simmons vs. Seahawks (W)	2.0	12/26/82	Greg Brown at Cowboys (W)	2.0
12/18/88	Reggie White at Cowboys (W)	2.0		Dennis Harrison at Cowboys (W)	1.5
12/10/88	Reggie White at Cardinals (W)	2.0	12/19/82	Carl Hairston vs. Oilers (W)	2.0
11/27/88	Clyde Simmons vs. Cardinals (W)	2.5	12/11/82	Dennis Harrison at Giants (L)	2.0
11/06/88	Reggie White vs. Rams (W)	2.0	12/05/82	Dennis Harrison vs. Rams (L)	2.0
10/30/88	Reggie White vs. Falcons (L)	2.0	11/28/82	Dennis Harrison at Washington (L)	2.0
10/10/88	Reggie White vs. Giants (W)	2.5			
10/02/88	Clyde Simmons vs. Oilers (W)	2.0			
09/25/88	Reggie White at Vikings (L)	4.0			
12/27/87	Reggie White vs. Bills (W)	2.0			
12/20/87	Reggie White at Jets (W)	2.0			
12/06/87	Reggie White at Giants (L)	2.0			
11/29/87	Mike Pitts at Patriots (W)	2.0			
	Reggie White at Patriots (W)	2.0			
11/22/87	Reggie White vs. Rams (L)	2.0			
11/15/87	Reggie White vs. Giants (L)	3.0			
11/01/87	Jerome Brown at Rams (W)	2.0			
	Reggie White at Rams (W)	2.0			
10/25/87	Reggie White vs. Cowboys (W)	2.5			
10/18/87	Ray Phillips at Packers (L)	1.5			
	Fred Smalls at Packers (L)	2.5			
09/20/87	Clyde Simmons vs. Saints (W)	1.5			
	Reggie White vs. Saints (W)	1.5			
12/14/86	Reggie White at Cowboys (W)	3.0			
12/07/86	Reggie White vs. Rams (T)	2.0			
11/30/86	Reggie White at Raiders (W)	4.0			
11/23/86	Ken Clarke at Seahawks (L)	2.0			
11/09/86	Greg Brown vs. Giants (L)	2.0			
11/02/86	Reggie White at Rams (L)	4.0			
10/05/86	Garry Cobb at Falcons (W)	4.0			
09/07/86	Ken Clarke at Washington (L)	2.0			
12/22/85	Garry Cobb at Vikings (W)	2.0			
	Reggie White at Vikings (W)	2.0			
	Reggie Wilkes at Vikings (W)	2.0			
12/08/85	Ray Ellis vs. Washington (L)	2.0			
11/17/85	Reggie White at Rams (W)	3.0			
11/10/85	Ken Clarke vs. Falcons (W)	2.0			
	Reggie White vs. Falcons (W)	2.0			
10/13/85	Greg Brown vs. Rams (W)	3.0			
10/06/85	Greg Brown at Saints (L)	1.5			
	Ken Clarke at Saints (L)	1.5			
09/29/85	Ken Clarke vs. Giants (L)	1.5			
	Reggie White vs. Giants (L)	2.5			
12/16/84	Greg Brown at Falcons (L)	4.0			
	Ken Clarke at Falcons (L)	2.0			
	Byron Darby at Falcons (L)	2.0			
12/09/84	Byron Darby vs. Patriots (W)	1.5			
	Dennis Harrison vs. Patriots (W)	1.5			
12/02/84	Greg Brown vs. Cowboys (L)	1.5			
11/25/84	Dennis Harrison at Rams (L)	1.5			
11/04/84	Ken Clarke at Lions (T)	3.0			
10/21/84	Greg Brown vs. Giants (W)	1.5			
	Dennis Harrison vs. Giants (W)	2.0			
10/14/84	Ken Clarke vs. Colts (W)	2.0			
	Dennis Harrison vs. Colts (W)	2.0			
09/30/84	Greg Brown at Washington (L)	2.0			
12/18/83	Greg Brown at Rams (L)	2.5			
11/20/83	Greg Brown vs. Giants (L)	2.0			
11/13/83	Dennis Harrison at Bears (L)	3.0			

* Rookie | *Playoff Game*



TRENT COLE



CLYDE SIMMONS



BRANDON GRAHAM



INTERCEPTIONS CAREER

Rk	Player	INT	Yds	Avg	Lg	TD
1t.	Brian Dawkins (1996-2008)	34	515	15.1	67t	2
	Eric Allen (1988-94)	34	482	14.2	94t	5
	Bill Bradley (1969-76)	34	536	15.8	56t	1
4.	Herman Edwards (1977-85)	33	98	3.0	25	1
5.	Wes Hopkins (1983-93)	30	241	8.0	33	1
6.	Don Burroughs (1960-64)	29	351	12.1	46	0
7.	Troy Vincent (1996-2003)	28	341	12.2	90t	1
8t.	Joe Scarpati (1964-69)	24	402	16.8	67t	3
	Ernie Steele (1942-48)	24	404	16.8	62	0
10t.	Asante Samuel (2008-11)	23	304	13.2	50t	2
	Roynell Young (1980-88)	23	106	4.6	33	0

INTERCEPTION RETURN YARDS CAREER

Rk	Player	Yds
1.	Bill Bradley (1969-76)	536
2.	Brian Dawkins (1996-2008)	515
3.	Eric Allen (1988-94)	482
4.	Lito Sheppard (2002-08)	460
5.	Ernie Steele (1942-48)	404

INTERCEPTIONS RETURNED FOR TDs CAREER

Rk	Player	TD
1.	Eric Allen (1988-94)	5
2.	Malcolm Jenkins (2014-19)	4
3t.	Sheldon Brown (2002-09)	3
	Lito Sheppard (2002-08)	3
	Joe Scarpati (1964-69)	3

INTERCEPTIONS SEASON

Rk	Player	INT	Yds	Avg	Lg	TD
1.	Bill Bradley (1971)	11	248	22.5	51	0
2t.	Asante Samuel (2009)	9	117	13.0	37	0
	Bill Bradley (1972)	9	73	8.1	21	0
	Don Burroughs (1960)	9	124	13.8	46	0
	Ed "Bibbles" Bawel (1955)	9	168	18.7	42t	2
6t.	Eric Allen (1989)	8	38	4.8	18	0
	Terry Hoage (1988)	8	116	14.5	38	0
	Joe Scarpati (1966)	8	182	22.8	32	0
	Bob Hudson (1954)	8	89	11.1	32	0
	Tom Brookshier (1953)	8	41	5.1	22	0
	Ed "Bibbles" Bawel (1952)	8	121	15.1	35	0

INTERCEPTION RETURN YARDS SEASON

Rk	Player	Yds
1.	Bill Bradley (1971)	248
2.	Eric Allen (1993)	201
3.	Joe Scarpati (1966)	182
4.	Lito Sheppard (2004)	172
5.	Ed "Bibbles" Bawel (1955)	168

INTERCEPTIONS RETURNED FOR TDs SEASON

Rk	Player	TD
1.	Eric Allen (1993)	4
2t.	Malcolm Jenkins (2016)	2
	Lito Sheppard (2004)	2
	Seth Joyner (1992)	2
	Ed "Bibbles" Bawel (1955)	2

NFL Record



BRIAN DAWKINS



ERIC ALLEN



INTERCEPTIONS GAME

Rk	Player	INT
1.	Russ Craft (9/24/50 at Chi. Cardinals).....	4
2t.	Kurt Coleman (10/16/11 at Washington).....	3
	Joe Scarpati (10/23/66 at Giants).....	3
	Jim Nettles (12/12/65 at Steelers).....	3
	Nate Ramsey (11/28/65 at StL Cardinals).....	3
	Don Burroughs (12/3/61 at Steelers).....	3
	Chuck Weber (9/30/60 at Cowboys).....	3
	Joe Sutton (9/24/50 at Chi. Cardinals).....	3
	Gil Steinke (11/10/46 at Giants).....	3
	Roy Zimmerman (12/9/45 vs. Boston Yanks).....	3
	Roy Zimmerman (12/10/44 vs. Cleveland Rams).....	3


NFL Record

INTERCEPTION YARDS GAME

Rk	Player	Yds
1.	Frank LeMaster (12/21/75 at Washington).....	114
2.	Lito Sheppard (10/8/06 vs. Cowboys).....	102
3.	Lito Sheppard (11/15/04 at Cowboys).....	101
4t.	Sydney Brown (12/31/23 vs. Cardinals).....	99
	Malcolm Jenkins (12/6/15 at Patriots).....	99
	Jerry Norton (10/5/57 vs. Giants).....	99

INTERCEPTION RETURNED FOR TD GAME

Rk	Player	TD
1.	Eric Allen (12/26/93 vs. Saints).....	2



BILL BRADLEY

GAMES WITH 3 INTERCEPTIONS

3-INT GAMES, Career

Rk	Player	Games
1t.	Kurt Coleman (2010-13).....	1
	Nate Ramsey (1963-72).....	1
	Joe Scarpati (1964-69).....	1
	Jim Nettles (1965-68).....	1
	Don Burroughs (1960-64).....	1
	Chuck Weber (1959-61).....	1

Includes playoff games

GAMES WITH MULTIPLE INTERCEPTIONS

MULTI-INT GAMES, Career

Rk	Player	Games
1.	Bill Bradley (1969-76).....	7
2t.	Herman Edwards (1977-85).....	5
	Don Burroughs (1960-64).....	5
4t.	Asante Samuel (2008-11).....	4
	Eric Allen (1988-94).....	4
	Wes Hopkins (1983-93).....	4
	Joe Scarpati (1964-69).....	4

Includes playoff games

MULTI-INT GAMES, Season

Rk	Player	Games
1.	Bill Bradley (1971).....	4
2t.	8x, last: Asante Samuel (2010).....	2

Regular season only

CONSECUTIVE MULTI-INT GAMES

Rk	Player	Games
1.	Bill Bradley (1971).....	2

CONSECUTIVE GAMES WITH INT-TD

Rk	Player	Games
1.	Eric Allen (1993).....	2

LONGEST INTERCEPTION RETURNS

Rk	Player	Yds
1.	James Willis intercepted pass 4 yards deep in the end zone and returned it 14 yards before lateraling to Troy Vincent, who ran 90 yards for a TD (11/3/96 at Cowboys - QB Troy Aikman).....	104t
2.	Lito Sheppard (10/8/06 vs. Cowboys - QB Drew Bledsoe).....	102t
3.	Lito Sheppard (11/15/04 at Cowboys - QB Vinny Testaverde).....	101t
4t.	Sydney Brown (12/31/23 vs. Cardinals - QB Kyler Murray).....	99t
	Malcolm Jenkins (12/6/15 at Patriots - QB Tom Brady).....	99t
	Jerry Norton (10/5/57 vs. Giants - QB Charlie Conerly, deflected off goal post).....	99t
7t.	Eric Allen (10/3/93 at Jets - QB Boomer Esiason).....	94t
	Irv Cross (10/25/64 at Steelers - QB Terry Nofsinger).....	94t
9.	Jack Hinkle (10/9/43 vs. Giants - QB Tuffy Leemans).....	91




MULTI-INTERCEPTION GAMES (SINCE 1960)

10/16/22	C.J. Gardner-Johnson vs. Cowboys (W)	2
09/19/22	Darius Slay (CB) vs. Vikings (W)	2
10/10/21	Darius Slay (CB) at Panthers (W)	2
01/01/17	Jordan Hicks (LB) vs. Cowboys (W)	2
12/22/16	Malcolm Jenkins vs. Giants (W)	2
09/09/12	Kurt Coleman at Browns (W)	2
	Dominique Rodgers-Cromartie at Browns (W)	2
10/16/11	Kurt Coleman at Washington (W)	3
11/21/10	Asante Samuel vs. Giants (W)	2
11/15/10	Dimitri Patterson at Washington (W)	2
11/07/10	Asante Samuel vs. Colts (W)	2
11/29/09	Asante Samuel vs. Washington (W)	2
10/11/09	Asante Samuel vs. Buccaneers (W)	2
09/13/09	Sheldon Brown at Panthers (W)	2
10/08/06	Lito Sheppard vs. Cowboys (W)	2
10/02/05	Sheldon Brown at Chiefs (W)	2
10/17/04	Lito Sheppard vs. Panthers (W)	2
12/08/02	Bobby Taylor at Seahawks (W)	2
<i>01/12/02</i>	<i>Damon Moore vs. Buccaneers (W)</i>	<i>2</i>
12/16/01	Brian Dawkins at Washington (W)	2
09/24/00	Troy Vincent at Saints (W)	2
12/19/99	Troy Vincent vs. Patriots (W)	2
12/14/96	Michael Zordich at Jets (W)	2
09/22/96	William Thomas at Falcons (W)	2
12/17/95	William Thomas vs. Cardinals (W)	2
10/15/95	William Thomas at Giants (W)	2
12/26/93	Eric Allen vs. Saints (W)	2
10/17/93	Mark McMillian at Giants (L)	2
<i>01/03/93</i>	<i>Eric Allen at Saints (W)</i>	<i>2</i>
11/08/92	Eric Allen vs. Raiders (W)	2
11/17/91	Wes Hopkins vs. Bengals (W)	2
09/15/91	Rich Miano at Cowboys (W)	2
12/23/90	Eric Allen vs. Cowboys (W)	2
12/18/88	Wes Hopkins at Cowboys (W)	2
11/20/88	Terry Hoage at Giants (W)	2
09/04/88	Terry Hoage at Buccaneers (W)	2
09/20/87	Elbert Foules vs. Saints (W)	2
12/21/86	Roynell Young vs. Washington (L)	2
09/14/86	Andre Waters at Bears (L)	2
10/20/85	Wes Hopkins vs. Cowboys (W)	2
12/02/84	Wes Hopkins vs. Cowboys (L)	2
12/19/82	Roynell Young vs. Oilers (W)	2
12/20/81	Herman Edwards vs. Rams (W)	2
09/17/81	Brenard Wilson at Bills (W)	2
<i>01/03/81</i>	<i>Herman Edwards vs. Vikings (W)</i>	<i>2</i>
	<i>Roynell Young vs. Vikings (W)</i>	<i>2</i>
09/22/80	Herman Edwards vs. Giants (W)	2
11/04/79	Herman Edwards vs. Browns (L)	2
10/14/79	Randy Logan at Rams (W)	2
12/17/78	Herman Edwards vs. Giants (W)	2
09/17/78	Deac Sanders at Saints (W)	2
12/04/77	Randy Logan at Cowboys (L)	2
11/06/77	Deac Sanders vs. Saints (W)	2

10/09/77	Deac Sanders at Giants (W)	2
12/21/75	Frank LeMaster at Washington (W)	2
	Artimus Parker at Washington (W)	2
11/30/75	Bill Bergey vs. 49ers (W)	2
10/05/75	Bill Bradley vs. Washington (W)	2
11/05/72	Bill Bradley vs. Rams (T)	2
10/08/72	Bill Bradley at Washington (L)	2
12/12/71	Leroy Keyes vs. Rams (W)	2
11/21/71	Bill Bradley at Rams (W)	2
11/07/71	Bill Bradley at Washington (T)	2
10/31/71	Bill Bradley vs. Broncos (W)	2
09/26/71	Bill Bradley vs. Cowboys (L)	2
11/08/70	Adrian Young vs. Dolphins (W)	2
12/21/69	Joe Scarpati at 49ers (L)	2
10/13/69	Nate Ramsey at Colts (L)	2
11/17/68	Al Nelson at Giants (L)	2
10/29/67	Ron Medved vs. Cowboys (W)	2
10/23/66	Joe Scarpati at Giants (W)	3
09/18/66	Joe Scarpati vs. Falcons (W)	2
12/12/65	Jim Nettles at Steelers (W)	3
	Joe Scarpati at Steelers (W)	2
11/28/65	Nate Ramsey at Rams (W)	3
	Al Nelson at Rams (W)	2
12/13/64	Nate Ramsey at Rams (L)	2
12/01/63	Dave Lloyd at Steelers (T)	2
10/13/63	Don Burroughs at Washington (W)	2
12/09/62	Ben Scotti vs. Steelers (L)	2
10/06/62	Don Burroughs at Steelers (L)	2
12/03/61	Chuck Bednarik at Steelers (W)	2
	Don Burroughs at Steelers (W)	3
11/27/60	Don Burroughs vs. Giants (W)	2
10/16/60	Gene Johnson vs. Lions (W)	2
10/09/60	Don Burroughs vs. Rams (W)	2
09/30/60	Chuck Weber at Cowboys (W)	3

* Rookie | *Playoff Game*



HERMAN EDWARDS



GROSS AVERAGE CAREER

Rk	Player	Punts	Yds	Gross	Net	In20	Lg	Blk
1.	Cameron Johnston (2018-20)	203	9,547	47.0	41.8	78	68	0
2.	Donnie Jones (2013-17)	374	16,971	45.4	40.5	138	72	4
3.	Arryn Siposs (2021-23)	107	4,768	44.6	39.3	35	68	1
4.	Joe Muha (1946-50)	179	7,688	43.0	---	---	82	2
5.	Sav Rocca (2007-10)	299	12,817	42.9	37.6	102	65	1

NET AVERAGE CAREER

Rk	Player	Punts	Yds	Gross	Net	In20	Lg	Blk
1.	Cameron Johnston (2018-20)	203	9,547	47.0	41.8	78	68	0
2.	Donnie Jones (2013-17)	374	16,971	45.4	40.5	138	72	4
3.	Arryn Siposs (2021-23)	107	4,768	44.6	39.3	35	68	1
4.	Sav Rocca (2007-10)	299	12,817	42.9	37.6	102	65	1
5.	Dirk Johnson (2003-06)	268	11,180	41.7	36.0	79	62	0

PUNTS CAREER

Rk	Player	Punts
1.	Adrian Burk (1951-56)	393
2.	Sean Landeta (1999-2002, '05)	376
3.	Tom Hutton (1995-98)	349
4.	John Teltschik (1986-89)	345
5.	Max Runager (1979-83, '89)	332

PUNTS INSIDE 20 CAREER

Rk	Player	In20
1.	Donnie Jones (2013-17)	138
2.	Jeff Feagles (1990-93)	106
3.	Sav Rocca (2007-10)	102
4.	Sean Landeta (1999-2002, '05)	96
5.	Dirk Johnson (2003-06)	79

GROSS AVERAGE SEASON

Rk	Player	Punts	Yds	Gross	Net	In20	Lg	Blk
1.	Braden Mann (2023)	44	2,190	49.8	43.9	15	63	0
2.	Cameron Johnston (2018)	61	2,937	48.2	42.7	24	68	0
3.	Joe Muha (1948)	57	2,694	47.3	---	---	82	0
4.	Donnie Jones (2015)	86	4,038	47.0	41.6	29	64	25
5.	Cameron Johnston (2020)	71	3,318	46.7	40.6	26	66	0

NET AVERAGE SEASON

Rk	Player	Punts	Yds	Gross	Net	In20	Lg	Blk
1.	Braden Mann (2023)	44	2,190	49.8	43.9	15	63	0
2.	Cameron Johnston (2018)	61	2,937	48.2	42.7	24	68	0
3.	Cameron Johnston (2019)	71	3,292	46.4	42.3	28	61	0
4.	Donnie Jones (2015)	86	4,038	47.0	41.6	29	64	2
5.	Donnie Jones (2016)	63	2,888	45.8	40.7	21	72	0

Led NFL Note: Net average and inside-the-20 became official NFL statistics in 1976

PUNTS SEASON

Rk	Player	Punts
1.	John Teltschik (1986)	108
2.	Sean Landeta (1999)	107
3.	Tom Hutton (1998)	104
4.	John Teltschik (1988)	98
5.	Sean Landeta (2001)	97

PUNTS INSIDE 20 SEASON

Rk	Player	In20
1.	Donnie Jones (2014)	34
2.	Donnie Jones (2013)	33
3.	Jeff Feagles (1993)	31
4t.	Donnie Jones (2015)	29
	Jeff Feagles (1991)	29

LONGEST PUNTS

Rk	Player	Yds
1.	Randall Cunningham (12/3/89 at Giants)	91
2.	Joe Muha (10/10/48 vs. Giants)	82
3t.	Randall Cunningham (10/16/94 at Cowboys)	80
	King Hill (11/11/62 vs. Packers)	80
5.	Jeff Feagles (9/15/91 at Cowboys)	77

GROSS AVERAGE GAME

Rk	Player	Gross
1.	Cameron Johnston (9/20/20 vs. Rams)	60.5
2t.	Braden Mann (12/31/23 vs. Cardinals)	58.5
	Braden Mann (10/29/23 at Commanders)	58.5

NET AVERAGE GAME

Rk	Player	Net
1.	Arryn Siposs (11/27/22 vs. Packers)	52.0
2.	Donnie Jones (11/17/13 vs. Washington)	50.7
3.	Arryn Siposs (11/3/22 at Houston)	50.3



KICKOFF RETURN AVERAGE CAREER

Rk	Player	KOR	Yds	Avg	Lg	TD
1.	Josh Huff (2014-16)	42	1,165	27.7	107t	2
2.	Steve Van Buren (1944-51)	76	2,030	26.7	98t	3
3.	Irv Cross (1961-69)	28	745	26.6	74	0
4.	Timmy Brown (1960-67)	169	4,483	26.5	105t	5
5.	Al Nelson (1965-73)	101	2,625	26.0	78	0
6.	Wilbert Montgomery (1977-84)	32	814	25.4	99t	1
7.	Quintin Demps (2008-09)	58	1,469	25.3	100t	1
8.	Brian Mitchell (2000-02)	131	3,311	25.3	94t	2
9.	Allen Rossum (1998-99)	98	2,427	24.8	89t	1
10.	Billy Walik (1970-72)	67	1,640	24.5	82	0

KICKOFF RETURNS CAREER

Rk	Player	KOR
1.	Timmy Brown (1960-67)	169
2.	Brian Mitchell (2000-02)	131
3.	Al Nelson (1965-73)	101
4.	Allen Rossum (1998-99)	98
5.	Larry Marshall (1974-77)	88

KICKOFF RETURN YARDS CAREER

Rk	Player	Yds
1.	Timmy Brown (1960-67)	4,483
2.	Brian Mitchell (2000-02)	3,311
3.	Al Nelson (1965-73)	2,625
4.	Allen Rossum (1998-99)	2,427
5.	Larry Marshall (1974-77)	2,075

KICKOFF RETURN TDs CAREER

Rk	Player	TD
1.	Timmy Brown (1960-67)	5
2t.	Derrick Witherspoon (1995-97)	3
	Steve Van Buren (1944-51)	3
4t.	Josh Huff (2014-16)	2
	Brian Mitchell (2000-02)	2

KICKOFF RETURN AVERAGE SEASON

Rk	Player	KOR	Yds	Avg	Lg	TD
1.	Al Nelson (1972)	25	728	29.1	78	0
2.	Steve Van Buren (1945)	13	373	28.7	98t	1
3.	Timmy Brown (1963)	33	945	28.6	100t	1
4.	Timmy Brown (1966)	20	562	28.1	93t	2
5.	Timmy Brown (1961)	29	811	28.0	105t	1
6.	Timmy Brown (1962)	30	831	27.7	99t	1
7.	Herschel Walker (1994)	21	581	27.7	94t	1
8.	Don Stevens (1952)	16	433	27.1	51	0
9.	Brian Mitchell (2002)	43	1,162	27.0	57	0
10.	Wilbert Montgomery (1977)	23	619	26.9	99t	1

Led NFL Led Conference

KICKOFF RETURNS SEASON

Rk	Player	KOR
1.	Allen Rossum (1999)	54
2.	Derrick Witherspoon (1996)	53
3.	Quintin Demps (2008)	52
4.	Herman Hunter (1985)	48
5t.	Brian Mitchell (2000)	47
	Duce Staley (1997)	47

LONGEST KICKOFF RETURNS

Rk	Player	Yds
1.	Josh Huff (11/23/2014 vs. Titans)	107t
2.	Timmy Brown (9/17/1961 vs. Browns)	105t
3.	Russ Craft (10/7/1950 vs. Rams)	103t
4.	Chris Polk (9/21/2014 vs. Washington)	102t
5t.	Quintin Demps (11/23/2008 at Ravens)	100t
	Timmy Brown (9/22/1963 vs. Cardinals)	100t
	Dave Smukler (11/13/1938 at Brooklyn Dodgers)	100t

KICKOFF RETURN YARDS SEASON

Rk	Player	Yds
1.	Allen Rossum (1999)	1,347
2.	Quintin Demps (2008)	1,314
3.	Derrick Witherspoon (1996)	1,271
4.	Brian Mitchell (2002)	1,162
5.	Duce Staley (1997)	1,139

KICKOFF RETURNS GAME

Rk	Player	KOR
1t.	Quintin Demps (11/9/08 vs. Giants)	8
	Allen Rossum (11/21/99 vs. Colts)	8
	Derrick Witherspoon (11/24/96 at Cardinals)	8

KICKOFF RETURN TDs SEASON

Rk	Player	TD
1.	Derrick Witherspoon (1996)	2
	Timmy Brown (1966)	2

KICKOFF RETURN YARDS GAME

Rk	Player	Yds
1.	Derrick Witherspoon (11/24/96 at Cardinals)	253
2.	Timmy Brown (11/6/66 vs. Cowboys)	247
3.	Allen Rossum (11/14/99 vs. Washington)	222

KICKOFF RETURN TDs GAME

Rk	Player	TD
1.	Timmy Brown (11/6/66 vs. Cowboys)	2

NFL Record



PUNT RETURN AVERAGE CAREER

Rk	Player	PR	FC	Yds	Avg	Lg	TD
1.	Ernie Steele (1942-48)	44	---	737	16.8	80t	1
2.	Steve Van Buren (1944-51)	34	---	473	13.9	55t	2
3.	Pat McHugh (1947-51)	31	---	402	13.0	69t	1
4.	Brian Westbrook (2002-09)	39	21	498	12.8	84t	2
5t.	Britain Covey (2022-)	62	36	725	11.7	54	0
	Brian Mitchell (2000-02)	117	66	1,369	11.7	76t	2
	Darren Sproles (2014-19)	116	68	1,355	11.7	89t	4
8.	Frank Reagan (1949-51)	27	---	304	11.3	42	1
9t.	Bosh Pritchard (1942, '47-51)	91	---	975	10.7	55t	1
	Vai Sikahema (1992-93)	73	30	778	10.7	87t	1

PUNT RETURNS CAREER

Rk	Player	PR
1.	Wally Henry (1977-82)	148
2.	DeSean Jackson (2008-13, '19-20)	132
3t.	Brian Mitchell (2000-02)	117
	John Sciarra (1978-83)	117
5.	Darren Sproles (2014-19)	116

PUNT RETURN YARDS CAREER

Rk	Player	Yds
1.	Brian Mitchell (2000-02)	1,369
2.	Darren Sproles (2014-19)	1,355
3.	DeSean Jackson (2008-13, '19-20)	1,296
4.	Wally Henry (1977-82)	1,231
5.	Larry Marshall (1974-77)	1,086

PUNT RETURN TDs CAREER

Rk	Player	TD
1t.	DeSean Jackson (2008-13, '19-20)	4
	Darren Sproles (2014-19)	4
3t.	Brian Westbrook (2002-09)	2
	Brian Mitchell (2000-02)	2
	Steve Van Buren (1944-51)	2

PUNT RETURN AVERAGE SEASON

Rk	Player	PR	FC	Yds	Avg	Lg	TD
1t.	Steve Van Buren (1944)	15	---	230	15.3	55	1
	Brian Westbrook (2003)	20	16	306	15.3	84t	2
3.	DeSean Jackson (2009)	29	15	441	15.2	85t	2
4.	Britain Covey (2023)	29	18	417	14.4	54	0
5.	Alvin Haymond (1968)	15	6	201	13.4	54t	1
6.	Darren Sproles (2016)	17	13	224	13.2	66	0
7.	Darren Sproles (2014)	39	16	506	13.0	82t	2
8.	Reno Mahe (2005)	21	9	269	12.8	44	0
9.	Frank Reagan (1949)	21	---	266	12.7	42	1
10.	Kelvin Martin (1995)	17	10	214	12.6	38	0

Led NFL Led Conference

PUNT RETURNS SEASON

Rk	Player	PR
1.	Wally Henry (1981)	54
2.	Rod Harris (1991)	53
3.	DeSean Jackson (2008)	50
4t.	Brian Mitchell (2002)	46
	Larry Marshall (1977)	46

LONGEST PUNT RETURNS

Rk	Player	Yds
1.	Damaris Johnson (12/2/2012 at Cowboys)	98t
2.	Darren Sproles (9/27/2015 at Jets)	89t
3.	Vai Sikahema (11/22/1992 at Giants)	87t
4.	DeSean Jackson (9/13/2009 at Panthers)	85t
5.	Brian Westbrook (10/19/2003 at Giants)	84t
6.	Darren Sproles (12/6/2015 at Patriots)	83t
7.	Darren Sproles (9/28/2014 at 49ers)	82t
8t.	Brian Westbrook (12/21/2003 vs. 49ers)	81t
	Tommy McDonald (10/4/1959 vs. Giants)	81t
10.	Ernie Steele (10/25/1942 at Bears) (lateral)	80t

PUNT RETURN YARDS SEASON

Rk	Player	Yds
1.	Brian Mitchell (2002)	567
2.	Darren Sproles (2014)	506
3.	Vai Sikahema (1992)	503
4.	Larry Marshall (1977)	489
5.	Brian Mitchell (2001)	467

PUNT RETURNS GAME

Rk	Player	PR
1.	Larry Marshall (9/18/77 vs. Buccaneers)	9
2t.	DeSean Jackson (9/7/08 vs. Rams)	8
	Evan Cooper (10/26/86 vs. Chargers)	8
	Vai Sikahema (12/13/92 at Seahawks)	8

PUNT RETURN TDs SEASON

Rk	Player	TD
1t.	Darren Sproles (2015)	2
	Darren Sproles (2014)	2
	DeSean Jackson (2009)	2
	Brian Westbrook (2003)	2

PUNT RETURN YARDS GAME

Rk	Player	Yds
1.	Alvin Haymond (10/6/68 at Washington)	140
2.	Darren Sproles (12/6/15 at Patriots)	115
3.	Vai Sikahema (11/22/92 at Giants)	111
4.	Britain Covey (12/4/22 vs. Titans)	105



INTERCEPTIONS RETURNED FOR TOUCHDOWNS (YARDS)

12/31/23..... Sydney Brown vs. Cardinals (L).....	99	11/25/90..... Byron Evans vs. Giants (W).....	23
09/10/23..... Darius Slay at Patriots (W).....	70	11/12/90..... William Frizzell vs. Washington (W).....	30
12/24/22..... Josh Sweat at Cowboys (L).....	42	12/03/89..... Clyde Simmons at Giants (W).....	60
09/11/22..... James Bradberry at Lions (W).....	27	09/10/89..... Eric Everett vs. Seahawks (W).....	30
12/26/21..... Alex Singleton vs. Giants (W).....	29	10/27/85..... Wes Hopkins vs. Bills (W).....	24
11/21/21..... Darius Slay vs. Saints (W).....	51	09/29/85..... Herman Edwards vs. Giants (L).....	3
10/04/20..... Alex Singleton at 49ers (W).....	30	12/19/82..... Richard Blackmore vs. Oilers (W).....	20
10/06/19..... Nathan Gerry vs. Jets (W).....	51	12/17/78..... Frank LeMaster vs. Giants (W).....	9
01/21/18..... Patrick Robinson vs. Vikings (W).....	50	10/15/78..... John Sanders vs. Washington (W).....	19
10/29/17..... Jalen Mills vs. 49ers (W).....	37	12/21/75..... Joe Lavender at Washington (W).....	36
12/22/16..... Malcolm Jenkins vs. Giants (W).....	34	Frank LeMaster at Washington (W).....	89
12/11/16..... Leodis McKelvin vs. Washington (L).....	29	09/29/74..... Joe Lavender vs. Baltimore Colts (W).....	37
10/16/16..... Malcolm Jenkins at Washington (L).....	64	12/09/73..... John Outlaw vs. Jets (W).....	45
12/06/15..... Malcolm Jenkins at Patriots (W).....	99	12/19/71..... Al Nelson at Giants (W).....	19
11/08/15..... Jordan Hicks* at Cowboys (W).....	67	10/19/69..... Bill Bradley* at Cowboys (L).....	56
10/19/15..... Nolan Carroll vs. Giants (W).....	17	10/13/69..... Nate Ramsey at Baltimore Colts (L).....	26
11/10/14..... Bradley Fletcher vs. Panthers (W).....	34	09/21/69..... Joe Scarpati vs. Browns (L).....	34
09/28/14..... Malcolm Jenkins at 49ers (L).....	53	12/10/67..... Joe Scarpati at Cowboys (L).....	67
12/22/13..... Brandon Boykin vs. Bears (W).....	54	10/08/67..... Don Hultz at Falcons (W).....	16
11/13/11..... Asante Samuel vs. Cardinals (L).....	20	11/20/66..... Jim Nettles at 49ers (W).....	34
11/15/10..... Dimitri Patterson at Washington (W).....	40	12/12/65..... Maxie Baughan at Steelers (W).....	33
12/06/09..... Sheldon Brown at Falcons (W).....	83	Jim Nettles* at Steelers (W).....	56
10/26/09..... Will Witherspoon at Washington (W).....	9	George Tarasovic at Steelers (W).....	40
01/04/09..... Asante Samuel at Vikings (W).....	44	12/06/64..... Joe Scarpati* vs. Cowboys (W).....	24
12/15/08..... Asante Samuel vs. Browns (W).....	50	10/25/64..... Irv Cross at Steelers (W).....	94
10/12/08..... Juqua Parker at 49ers (W).....	55	11/10/63..... Lee Roy Caffey* at Giants (L).....	87
12/17/06..... Trent Cole at Giants (W).....	19	10/13/57..... Jimmy Harris* at Browns (L).....	65
12/10/06..... Michael Lewis at Washington (W).....	84	10/05/57..... Jerry Norton vs. Giants (L).....	99
11/12/06..... Sheldon Brown vs. Washington (W).....	70	10/14/56..... Eddie Bell at Steelers (W).....	28
10/08/06..... Lito Sheppard vs. Cowboys (W).....	102	11/13/55..... Bibbles Bawel vs. Browns (W).....	40
10/02/05..... Sheldon Brown at Chiefs (W).....	40	10/15/55..... Bibbles Bawel at Steelers (L).....	42
11/15/04..... Lito Sheppard at Cowboys (W).....	101	12/12/54..... Jerry Norton* vs. Giants (W).....	69
10/17/04..... Lito Sheppard vs. Panthers (W).....	64	11/15/53..... Chuck Bednarik vs. Baltimore Colts (W).....	26
10/05/03..... ND Kalu vs. Washington (W).....	15	12/14/52..... Mike Jarmoluk at Washington (L).....	45
01/11/03..... Bobby Taylor vs. Falcons (W).....	39	12/07/52..... Vic Sears vs. Dallas Texans (W).....	9
12/21/02..... Shawn Barber at Cowboys (W).....	80	11/02/52..... Russ Craft at Packers (L).....	32
12/01/02..... Bobby Taylor vs Rams (W).....	23	10/29/50..... Joe Muha vs. Washington (W).....	19
01/12/02..... Damon Moore vs. Buccaneers (W).....	59	10/22/50..... Norm Willey* at Steelers (W).....	41
11/18/01..... William Hampton at Cowboys (W).....	33	09/24/50..... Frank Reagan at Chicago Cardinals (W) (lateral).....	46
Jeremiah Trotter at Cowboys (W).....	50	12/04/49..... Joe Muha at Giants (W).....	28
11/19/00..... Mike Caldwell vs. Cardinals (W).....	26	11/20/49..... Pat McHugh vs. NY Bulldogs (W).....	21
09/03/00..... Jeremiah Trotter at Cowboys (W).....	27	11/10/46..... Gil Steinke at Giants (L).....	52
01/02/00..... Al Harris vs. Rams (W).....	17	12/03/44..... Vic Lindskog* vs. Brooklyn Tigers (W).....	65
Mike Mamula vs. Rams (W).....	41	11/26/44..... Tom Miller vs. Bears (L).....	35
11/21/99..... Brandon Whiting vs. Colts (L).....	22	11/19/44..... Jack Hinkle at Washington (W).....	50
10/24/99..... Brian Dawkins at Dolphins (L).....	67	11/07/43..... Larry Cabrelli vs. Washington (T).....	24
10/03/99..... Bobby Taylor at Giants (L).....	18	10/31/43..... Ben Kish vs. Chicago Cardinals (W).....	86
12/07/97..... Brian Dawkins vs. Giants (L).....	64	09/16/38..... Jay Arnold at Pittsburgh Pirates (W).....	22
11/03/96..... Troy Vincent at Cowboys (W) (lateral).....	90	10/10/37..... Maurice Harper* at Washington (W).....	20
12/30/95..... William Thomas vs. Lions (W).....	30	11/06/34..... Swede Hanson vs. Cincinnati Reds (W).....	---
Barry Wilburn vs. Lions (W).....	24	11/26/33..... Lee Woodruff vs. Cincinnati Reds (W).....	55
09/10/95..... William Thomas at Cardinals (W).....	37		
12/24/94..... Mike Zordich at Bengals (L).....	18		
10/30/94..... Greg Jackson at Washington (W).....	55		
12/26/93..... Eric Allen vs. Saints (W).....	33		
Eric Allen vs. Saints (W).....	25		
10/03/93..... Eric Allen at Jets (W).....	94		
09/19/93..... Eric Allen vs. Washington (W).....	29		
01/03/93..... Eric Allen at Saints (W).....	18		
12/06/92..... Seth Joyner vs. Vikings (W).....	24		
11/22/92..... Seth Joyner at Giants (W).....	43		
12/22/91..... Otis Smith vs. Washington (W).....	74		
12/23/90..... Eric Allen vs. Cowboys (W).....	35		

* Rookie | *Playoff Game*



MALCOLM JENKINS



FUMBLE RECOVERY TOUCHDOWNS (YARDS)

12/10/23	Jalen Carter at Cowboys (L)	42
11/14/21	Darius Slay at Broncos (W)	83
10/31/21	Darius Slay at Lions (W)	33
11/01/20	Rodney McLeod vs. Cowboys (W)	53
10/18/20	J.J. Arcega-Whiteside vs. Ravens (L)	0
12/15/19	Nigel Bradham at Washington (W)	48
10/06/19	Orlando Scandrick vs. Jets (W)	44
12/25/17	Derek Barnett* vs. Raiders (W)	23
12/10/17	Brandon Graham at Rams (W)	16
11/26/17	Nelson Agholor vs. Bears (W)	0
11/19/17	Nigel Bradham at Cowboys (W)	37
09/10/17	Fletcher Cox at Washington (W)	20
01/03/16	Walter Thurmond at Giants (W)	83
10/05/14	Cedric Thornton vs. Rams (W)	0
09/07/14	Fletcher Cox vs. Jaguars (W)	17
10/27/13	Najee Goode vs. Giants (L)	2
12/18/11	Juqua Parker vs. Jets (W)	47
11/07/11	Brian Rolle vs. Bears (L)	22
09/11/11	Juqua Parker at Rams (W)	56
10/10/10	Quintin Mikell at 49ers (W)	52
12/13/09	Sheldon Brown at Giants (W)	60
09/13/09	Victor Abiamiri at Panthers (W)	2
12/28/08	Chris Clemons vs. Cowboys (W)	73
	Joselio Hanson vs. Cowboys (W)	96
09/15/08	Chris Gocong at Cowboys (L)	0
12/30/07	Kevin Curtis vs. Bills (W)	0
12/23/07	Kevin Curtis at Saints (W)	0
09/24/06	Mike Patterson at 49ers (W)	98
10/09/05	Sheldon Brown at Cowboys (L)	80
01/16/05	Freddie Mitchell vs. Vikings (W)	0
12/15/02	Carlos Emmons vs. Washington (W)	44
12/09/01	Brian Dawkins vs. Chargers (W)	49
09/30/01	Damon Moore vs. Cowboys (W)	10
09/15/97	William Thomas at Cowboys (L)	37
12/22/96	Mike Mamula vs. Cardinals (W)	4
10/13/96	William Thomas at Giants (W)	23
09/30/96	Rhett Hall vs. Cowboys (L)	32
12/24/95	Jerome Henderson at Bears (L)	0
10/29/95	Kevin Johnson vs. St. Louis Rams (W)	37
10/15/95	Mike Zordich at Giants (W)	58
09/24/95	Greg Jackson at Raiders (L)	45
01/03/94	Byron Evans at 49ers (W)	30
09/13/92	Reggie White at Phoenix Cardinals (W)	37
11/24/91	Seth Joyner at Phoenix Cardinals (W)	34
	Clyde Simmons at Phoenix Cardinals (W)	0
10/06/91	Seth Joyner at Buccaneers (L)	0
11/12/90	Clyde Simmons vs. Washington (W)	18
12/03/89	Andre Waters at Giants (W)	3
11/20/88	Cris Carter at Giants (W)	0
09/20/87	Seth Joyner vs. Saints (W)	18
09/13/87	Reggie White at Washington (L)	70
12/15/85	Dave Little at Chargers (L)	0
12/26/82	Greg Brown at Cowboys (W)	0
10/11/81	Frank LeMaster at Saints (W)	47
09/27/81	Greg Brown* vs. Washington (W)	7
11/16/80	Jerry Robinson at Washington (W)	59
11/19/78	Herman Edwards at Giants (W)	26
12/01/74	Will Wynn vs. Packers (W)	87
10/06/74	Bill Dunstan at Chargers (W)	46
09/23/74	Joe Lavender vs. Cowboys (W)	96
11/04/73	Will Wynn* vs. Patriots (W)	24
11/21/71	Ben Hawkins at St. Louis Cardinals (W)	5
	Steve Smith at St. Louis Cardinals (W)	5

11/15/70	Steve Preece vs. Falcons (T)	21
12/18/66	Harold Wells at Washington (W)	60
10/10/65	George Tarasovic at Cowboys (W)	62
11/22/64	Mike Morgan* vs. St. Louis Cardinals (L)	0
11/27/60	J.D. Smith vs. Giants (W)	0
11/20/60	Jimmy Carr at Giants (W)	38
12/13/59	Don Owens vs. Browns (L)	3
11/22/59	Jerry Huth vs. Los Angeles Rams (W)	0
10/04/59	Chuck Weber vs. Giants (W)	0
12/12/54	Norm Willey vs. Giants (W)	0
10/25/53	Tom Scott* at Chicago Cardinals (W)	0
12/07/52	Ebert Van Buren vs. Dallas Texans (W)	0
11/16/52	Pete Pihos vs. Chicago Cardinals (W)	12
11/09/52	Mike Jarmoluk vs. Washington (W)	16
11/04/51	Gerry Cowhig at Steelers (W)	25
10/29/50	John Green vs. Washington (W)	2
11/06/49	Russ Craft vs. Los Angeles Rams (W)	21
10/31/48	Bosh Pritchard at Steelers (W)	18
10/05/47	Joe Muha vs. Giants (W)	2
10/08/44	Jack Banta vs. Washington (T)	0
10/31/43	Jack Hinkle vs. Chicago Cardinals (W)	0
10/24/43	Al Wukits* at Giants (L)	2
11/01/42	Rupert Pate at Washington (L)	53
09/20/42	Vic Sears at Cleveland Rams (L)	25
09/15/40	Don Looney* at Packers (L)	44
10/15/39	Theodore Schmitt at Giants (L)	63
09/25/38	Joe Carter vs. Giants (W)	92
	Bob Pylman* vs. Giants (W)	88
09/16/38	Jay Arnold at Pittsburgh Pirates (W)	18
10/31/37	Joe Pilconis at Pittsburgh Pirates (L)	22

* Rookie | Playoff Game

LONGEST FUMBLE RECOVERY TOUCHDOWN

Rk	Player	Yds
1.	Mike Patterson (9/24/06 at 49ers)	98t
2t.	Joselio Hanson (12/28/08 vs. Cowboys)	96t
	Joe Lavender (9/23/74 vs. Cowboys)	96t
4.	Joe Carter (9/25/38 vs. Giants)	92t
5.	Boby Pylman (9/25/38 vs. Giants)	88t
6.	Will Wynn (12/1/74 vs. Packers)	87t
7t.	Darius Slay (11/14/21 at Broncos)	83t
	Walter Thurmond (1/3/16 at Giants)	83t
9.	Sheldon Brown (10/9/05 at Cowboys)	80t
10.	Chris Clemons (12/28/08 vs. Cowboys)	73t

FUMBLE RECOVERY TOUCHDOWNS CAREER

Rk	Player	TD
1t.	Fletcher Cox (2012-)	3
	Seth Joyner (1986-93)	3
2t.	10x, last: Darius Slay (2020-)	2

FUMBLE RECOVERY TOUCHDOWNS SEASON

Rk	Player	TD
1t.	Darius Slay (2021)	2
	Juqua Parker (2011)	2
	Kevin Curtis (2007)	2
	Seth Joyner (1991)	2



KICKOFF RETURN TOUCHDOWNS (YARDS)

10/23/16.....	Josh Huff vs. Vikings (W).....	98
10/16/16.....	Wendell Smallwood* at Washington (L).....	86
11/23/14.....	Josh Huff* vs. Titans (W).....	107
09/21/14.....	Chris Polk vs. Washington (W).....	102
11/23/08.....	Quintin Demps* at Ravens (L).....	100
11/04/01.....	Brian Mitchell at Cardinals (W).....	94
10/01/00.....	Brian Mitchell vs. Falcons (W).....	89
11/14/99.....	Allen Rossum vs. Washington (W).....	89
11/02/97.....	Willie Clark at Cardinals (L).....	39
11/24/96.....	Derrick Witherspoon at Cardinals (L).....	95
09/22/96.....	Derrick Witherspoon at Falcons (W).....	97
12/17/95.....	Derrick Witherspoon vs. Cardinals (W).....	86
12/24/94.....	Herschel Walker at Bengals (L).....	94
11/18/84.....	Andre Waters* vs. Washington (W).....	89
12/02/79.....	Billy Campfield vs. Lions (W).....	92
12/11/77.....	Wilbert Montgomery* vs. Giants (W).....	99
09/22/68.....	Alvin Haymond vs. Giants (L).....	98
11/06/66.....	Timmy Brown vs. Cowboys (W).....	93
	Timmy Brown vs. Cowboys (W).....	90
09/22/63.....	Timmy Brown vs. Cardinals (L).....	100
12/02/62.....	Timmy Brown at Washington (W).....	99
09/17/61.....	Timmy Brown vs. Browns (W).....	105
09/24/55.....	Jerry Norton vs. Giants (W).....	96
10/07/50.....	Russ Craft vs. Rams (W).....	103
09/28/47.....	Steve Van Buren vs. Washington (W).....	95
12/02/45.....	Steve Van Buren at Giants (L).....	98
11/12/44.....	Steve Van Buren* vs. Giants (T).....	97
11/01/42.....	Bosh Pritchard* at Washington (L).....	97
11/13/38.....	Dave Smukler at Brooklyn Dodgers (L).....	100

* Rookie | *Playoff Game*

PUNT RETURN TOUCHDOWNS (YARDS)

12/06/20.....	Jalen Reagor at Packers (L).....	73
12/06/15.....	Darren Sproles at Patriots (W).....	83
09/27/15.....	Darren Sproles at Jets (W).....	89
11/10/14.....	Darren Sproles vs. Panthers (W).....	65
09/28/14.....	Darren Sproles at 49ers (L).....	82
12/02/12.....	Damaris Johnson* at Cowboys (L).....	98
12/19/10.....	DeSean Jackson at Giants (W).....	65
12/13/09.....	DeSean Jackson at Giants (W).....	72
09/13/09.....	DeSean Jackson at Panthers (W).....	85
10/05/08.....	DeSean Jackson* vs. Washington (L).....	68
12/21/03.....	Brian Westbrook vs. 49ers (L).....	81
10/19/03.....	Brian Westbrook at Giants (W).....	84
11/25/02.....	Brian Mitchell at 49ers (W).....	76
09/24/00.....	Brian Mitchell at Saints (W).....	72
11/22/92.....	Vai Sikahema at Giants (W).....	87
11/30/86.....	Greg Garrity at Raiders (W).....	76
09/03/78.....	Wally Henry vs. Rams (L).....	57
10/06/68.....	Alvin Haymond at Washington (L).....	54
11/06/66.....	Aaron Martin vs. Cowboys (W).....	67
12/19/65.....	Bob Shann* vs. Lions (L).....	63
12/03/61.....	Timmy Brown at Steelers (W).....	66
10/11/59.....	Art Powell* vs. Steelers (W).....	58
10/04/59.....	Tommy McDonald vs. Giants (W).....	81
11/09/52.....	Don Stevens* vs. Washington (W).....	56
10/26/52.....	Bibbles Bawel* at Giants (W).....	52
12/04/49.....	Frank Reagan at Giants (W).....	41
10/30/49.....	Clyde Scott* at Steelers (W).....	70
10/31/48.....	Bosh Pritchard at Steelers (W).....	55
12/21/47.....	<i>Bosh Pritchard at Steelers (W).....</i>	79
11/23/47.....	Pat McHugh* at Boston Yanks (L).....	69
11/02/47.....	Pete Pihos* at Washington (W).....	26
12/08/46.....	Steve Van Buren at Boston Yanks (W).....	50
10/22/44.....	Steve Van Buren* vs. Boston Yanks (W).....	55
10/25/42.....	Ernie Steele* at Bears (L) (lateral).....	80
10/18/36.....	Stumpy Thomason at Boston (L).....	15

* Rookie | *Playoff Game*

BLOCKED PUNTS RETURNED FOR TDs (YARDS)

12/06/15.....	Najee Goode at Patriots (W).....	24
12/28/14.....	Trey Burton* at Giants (W).....	27
10/05/14.....	Chris Maragos vs. Rams (W).....	10
09/28/14.....	Brad Smith at 49ers (L).....	0
11/22/92.....	Ken Rose at Giants (W).....	3
09/02/84.....	Rich Kraynak at Giants (L).....	8
10/31/71.....	Bill Hobbs vs. Broncos (W).....	0
12/20/70.....	Mike Dirks vs. Steelers (W).....	0
11/12/67.....	Jim Nettles at Rams (L).....	0
12/18/49.....	<i>Leo Skladany* at Rams (W).....</i>	2
11/02/47.....	Pete Pihos at Washington (W).....	26
11/03/46.....	Augie Lio vs. Giants (W).....	0

* Rookie | *Playoff Game*

MISSED FGs RETURNED FOR TDs (YARDS)

09/26/71.....	Al Nelson vs. Cowboys (L).....	101
12/11/66.....	Al Nelson vs. Browns (W).....	100
09/16/62.....	Timmy Brown vs. Cardinals (L).....	99

BLOCKED FGs RETURNED FOR TDs (YARDS)

10/23/05.....	Matt Ware vs. Chargers (W).....	65
11/20/88.....	Clyde Simmons at Giants (W).....	15



DARREN SPROLES



NICK FOLES



RON JAWORSKI

STARTING QUARTERBACK RECORDS (SINCE 1956)

2023..... Jalen Hurts 11-6	1999..... Doug Pederson..... 2-7	1978..... Ron Jaworski..... 9-7
2022..... Jalen Hurts 14-1	Donovan McNabb 2-4	1977..... Ron Jaworski..... 5-9
Gardner Minshew 0-2	Koy Detmer..... 1-0	1976..... Mike Boryla..... 3-7
2021..... Jalen Hurts 8-7	1998..... Bobby Hoying..... 1-6	Roman Gabriel..... 1-3
Gardner Minshew 1-1	Koy Detmer..... 1-4	1975..... Roman Gabriel..... 2-7
2020..... Carson Wentz 3-8-1	Rodney Peete..... 1-3	Mike Boryla..... 2-3
Jalen Hurts 1-3	1997..... Ty Detmer 2-5	1974..... Roman Gabriel..... 4-7
2019..... Carson Wentz 9-7	Bobby Hoying..... 2-3-1	Mike Boryla..... 3-0
2018..... Carson Wentz 5-6	Rodney Peete..... 2-1	1973..... Roman Gabriel..... 5-8-1
Nick Foles 4-1	1996..... Ty Detmer 7-4	1972..... John Reaves 0-7
2017..... Carson Wentz 11-2	Rodney Peete..... 3-2	Pete Liske..... 2-4-1
Nick Foles 2-1	1995..... Rodney Peete..... 9-3	1971..... Pete Liske..... 5-5
2016..... Carson Wentz 7-9	Randall Cunningham..... 1-3	Rick Arrington..... 1-2-1
2015..... Sam Bradford..... 7-7	1994..... Randall Cunningham..... 7-7	1970..... Norm Snead..... 3-9-1
Mark Sanchez..... 0-2	Bubby Brister..... 0-2	Rick Arrington..... 0-1
2014..... Nick Foles 6-2	1993..... Bubby Brister..... 4-4	1969..... Norm Snead..... 4-8-1
Mark Sanchez..... 4-4	Randall Cunningham..... 4-0	George Mira..... 0-1
2013..... Michael Vick..... 2-4	Ken O'Brien..... 0-4	1968..... Norm Snead..... 2-9
Nick Foles 8-2	1992..... Randall Cunningham..... 10-5	King Hill..... 0-2
2012..... Michael Vick..... 3-7	Jim McMahon..... 1-0	John Huarte..... 0-1
Nick Foles 1-5	1991..... Jim McMahon..... 8-3	1967..... Norm Snead..... 6-7-1
2011..... Michael Vick..... 7-6	Randall Cunningham..... 1-0	1966..... Norm Snead..... 5-5
Vince Young..... 1-2	Jeff Kemp..... 1-1	King Hill..... 2-0
2010..... Michael Vick..... 8-3	Brad Goebel..... 0-2	Jack Concannon 2-0
Kevin Kolb 2-3	1990..... Randall Cunningham..... 10-6	1965..... Norm Snead..... 4-5
2009..... Donovan McNabb 10-4	1989..... Randall Cunningham..... 11-5	King Hill..... 1-4
Kevin Kolb 1-1	1988..... Randall Cunningham..... 10-6	1964..... Norm Snead..... 4-6
2008..... Donovan McNabb 9-6-1	1987..... Randall Cunningham..... 7-5	King Hill..... 1-1
2007..... Donovan McNabb 8-6	Scott Tinsley..... 0-3	Jack Concannon 1-1
A.J. Feeley..... 0-2	1986..... Ron Jaworski..... 3-6	1963..... Sonny Jurgensen 2-6-1
2006..... Donovan McNabb 5-5	Randall Cunningham..... 1-3-1	King Hill..... 0-4-1
Jeff Garcia..... 5-1	Matt Cavanaugh 1-1	1962..... Sonny Jurgensen 3-9-1
2005..... Donovan McNabb 4-5	1985..... Ron Jaworski..... 6-6	King Hill..... 0-1
Mike McMahon..... 2-5	Randall Cunningham..... 1-3	1961..... Sonny Jurgensen 10-4
2004..... Donovan McNabb 13-2	1984..... Ron Jaworski..... 5-7-1	1960..... Norm Van Brocklin 10-2
Koy Detmer..... 0-1	Joe Pisarcik..... 1-2	1959..... Norm Van Brocklin 7-5
2003..... Donovan McNabb 12-4	1983..... Ron Jaworski..... 5-11	1958..... Norm Van Brocklin 2-9-1
2002..... Donovan McNabb 7-3	1982..... Ron Jaworski..... 3-6	1957..... Bobby Thomason..... 2-5
A.J. Feeley..... 4-1	1981..... Ron Jaworski..... 10-6	Sonny Jurgensen 2-3
Koy Detmer..... 1-0	1980..... Ron Jaworski..... 12-4	1956..... Bobby Thomason..... 3-5-1
2001..... Donovan McNabb 11-5	1979..... Ron Jaworski..... 11-5	Adrian Burk..... 0-3
2000..... Donovan McNabb 11-5		



PASSING

ATTEMPTS

1.	Carson Wentz (2016)	607
2.	Nick Foles (2012)	265
3.	John Reaves (1972)	224
4.	Donovan McNabb (1999)	216
5.	Davey O'Brien (1939)	201
6.	Jalen Hurts (2020)	148
7.	Mike Boryla (1974)	102
8.	Foster Watkins (1940)	85
9.	Randall Cunningham (1985)	81
10t.	Rick Arrington (1970)	73
	Red Kirkman (1933)	73

COMPLETIONS

1.	Carson Wentz (2016)	379
2.	Nick Foles (2012)	161
3.	John Reaves (1972)	108
4.	Donovan McNabb (1999)	106
5.	Davey O'Brien (1939)	99
6.	Jalen Hurts (2020)	77
7.	Mike Boryla (1974)	60
8.	Rick Arrington (1970)	37
9.	Randall Cunningham (1985)	34
10.	Sonny Jurgensen (1957)	33

PASSING YARDS

1.	Carson Wentz (2016)	3,782
2.	Nick Foles (2012)	1,699
3.	John Reaves (1972)	1,508
4.	Davey O'Brien (1939)	1,324
5.	Jalen Hurts (2020)	1,061
6.	Donovan McNabb (1999)	948
7.	Mike Boryla (1974)	580
8.	Foster Watkins (1940)	565
9.	Randall Cunningham (1985)	548
10.	Sonny Jurgensen (1957)	470

TOUCHDOWNS

1.	Carson Wentz (2016)	16
2.	Donovan McNabb (1999)	8
3.	John Reaves (1972)	7
4t.	Jalen Hurts (2020)	6
	Nick Foles (2012)	6
	Davey O'Brien (1939)	6
7t.	Mike Boryla (1974)	5
	Sonny Jurgensen (1957)	5

COMPLETION PERCENTAGE

1.	Carson Wentz (2016)	62.4
2.	Nick Foles (2012)	60.8
3.	Mike Boryla (1974)	58.8
4.	Jalen Hurts (2020)	52.0
5.	Davey O'Brien (1939)	49.3

(min. 75 attempts)

PASSER RATING

1.	Carson Wentz (2016)	79.3
2.	Nick Foles (2012)	79.1
3.	Mike Boryla (1974)	78.9
4.	Jalen Hurts (2020)	77.6
5.	Donovan McNabb (1999)	60.1

(min. 75 attempts)

RUSHING

ATTEMPTS

1.	Po James (FB) (1972)	182
2.	Miles Sanders (2019)	179
3.	Keith Byars (FB) (1986)	177
4.	Lee Bougness (FB) (1970)	159
5.	LeSean McCoy (2009)	155
6.	Billy Barnes (1957)	143
7.	James Joseph (1991)	135
8.	Correll Buckhalter (2001)	129
9.	Clarence Peaks (1957)	125
10.	Mike Hogan (1976)	123

RUSHING YARDS

1.	Miles Sanders (2019)	818
2.	LeSean McCoy (2009)	637
3.	Correll Buckhalter (2001)	586
4.	Keith Byars (FB) (1986)	577
5.	Po James (FB) (1972)	565
6.	Bryce Brown (2012)	564
7.	Mike Hogan (FB) (1976)	561
8.	Billy Barnes (1957)	529
9.	Josh Adams (2018)	511
10.	Clarence Peaks (1957)	495

TOUCHDOWNS

1t.	Kenneth Gainwell (2021)	5
	Don Johnson (1953)	5
	Steve Van Buren (1944)	5
4t.	Corey Clement (2017)	4
	Bryce Brown (2012)	4
	LeSean McCoy (2009)	4
	Ken Keller (1956)	4
	Mel Bleeker (1944)	4
	Jim Castiglia (FB) (1941)	4

RECEIVING

RECEPTIONS

1.	Keith Jackson (TE) (1988)	81
2.	Jordan Matthews (2014)	67
3.	DeVonta Smith (2021)	64
4.	DeSean Jackson (2008)	62
5.	Don Looney (E) (1940)	58
6.	Jeremy Maclin (2009)	56
7.	Charle Young (TE) (1973)	55
8t.	Miles Sanders (RB) (2019)	50
	Lee Bougness (RB) (1970)	50
10.	Reggie Brown (2005)	43

RECEIVING YARDS

1.	DeVonta Smith (2021)	916
2.	DeSean Jackson (2008)	912
3.	Jordan Matthews (2014)	872
4.	Keith Jackson (TE) (1988)	869
5.	Charle Young (TE) (1973)	854
6.	Jeremy Maclin (2009)	773
7.	Fred Barnett (1990)	721
8.	Don Looney (E) (1940)	707
9.	Calvin Williams (1990)	602
10.	Reggie Brown (2005)	571

TOUCHDOWNS

1.	Calvin Williams (1990)	9
2t.	Jordan Matthews (2014)	8
	Fred Barnett (1990)	8
	Bobby Walston (E) (1951)	8
5.	Pete Pihos (E) (1947)	7
6t.	Keith Jackson (TE) (1988)	6
	Charle Young (TE) (1973)	6
8t.	DeVonta Smith (2021)	5
	Hal Giancanelli (B) (1953)	5

TOTAL OFFENSE

SCRIMMAGE YARDS

1.	Miles Sanders (RB) (2019)	1,327
2.	DeSean Jackson (WR) (2008)	1,008
3.	LeSean McCoy (RB) (2009)	945
4.	DeVonta Smith (WR) (2021)	916
5.	Charle Young (TE) (1973)	878
6.	Jordan Matthews (WR) (2014)	872
7.	Keith Jackson (TE) (1988)	869
8.	Lee Bougness (RB) (1970)	802
9.	Jeremy Maclin (WR) (2009)	766
10.	Billy Barnes (RB) (1957)	741

TOUCHDOWNS

1.	Calvin Williams (WR) (1990)	9
2t.	Jordan Matthews (WR) (2014)	8
	Fred Barnett (WR) (1990)	8
	Bobby Walston (E) (1951)	8
	Pete Pihos (E) (1947)	8
	Mel Bleeker (RB) (1944)	8
7t.	Charle Young (TE) (1973)	7
	Don Johnson (RB) (1953)	7
	Steve Van Buren (RB) (1944)	7
10t.	Kenneth Gainwell (RB) (2021)	6
	Miles Sanders (RB) (2019)	6
	Corey Clement (RB) (2017)	6
	Keith Jackson (TE) (1988)	6
	Hal Giancanelli (B) (1953)	6



DEVONTA SMITH



SACKS

SACKS (SINCE 1982)

1.	Corey Simon (DT) (2000).....	9.5
2t.	Jalen Carter (DE) (2023)	6.0
	Derrick Burgess (DE) (2001).....	6.0
4t.	Fletcher Cox (DT) (2012).....	5.5
	Mike Mamula (DE) (1995).....	5.5
	Derek Barnett (DE) (2017).....	5.0
	Trent Cole (DE) (2005).....	5.0
8.	Jerome Brown (DT) (1987).....	4.0
9.	Mike Patterson (DT) (2005).....	3.5
10.	Brandon Graham (DE) (2010)	3.0

INTERCEPTIONS

INTERCEPTIONS (SINCE 1940)

1t.	Tom Brookshier (DB) (1953).....	8
	Ed "Bibbles" Bawel (B) (1952).....	8
3.	Herman Edwards (DB) (1977).....	6
4t.	Eric Allen (DB) (1988).....	5
	Randy Logan (S) (1973).....	5
	Jerry Norton (DB) (1954).....	5
	Steve Van Buren (B) (1944).....	5
8t.	Roynell Young (CB) (1980).....	4
	Brenard Wilson (S) (1979).....	4

KICKING

POINTS

1.	Cody Parkey (2014).....	150
2.	Alex Henery (2011).....	118
3.	Paul McFadden (1984).....	116
4.	Jake Elliott (2017)	110
5.	Tony Franklin (1979).....	105

FIELD GOALS

1.	Cody Parkey (2014).....	32
2.	Paul McFadden (1984).....	30
3.	Jake Elliott (2017)	26
4.	Alex Henery (2011).....	24
5.	Tony Franklin (1979).....	23

FIELD GOAL ATTEMPTS

1.	Paul McFadden (1984).....	37
2.	Cody Parkey (2014).....	36
3t.	Jake Elliott (2017)	31
	Tony Franklin (1979).....	31
5.	Alex Henery (2011).....	27

FIELD GOAL PERCENTAGE

1t.	Cody Parkey (2014).....	88.9
	Alex Henery (2011).....	88.9
3.	Jake Elliott (2017)	83.7
4.	Paul McFadden (1984).....	81.1
5.	Tony Franklin (1979).....	74.2

(min. 16 FG attempts)

PUNTING

PUNTS

1.	John Teltschik (1986).....	108
2.	Tom Hutton (1995).....	85
3.	Merritt Kersey (1974).....	82
4t.	Max Runager (1979).....	74
	Bill Bradley (1969).....	74

PUNTING YARDS

1.	John Teltschik (1986).....	4,493
2.	Tom Hutton (1995).....	3,682
3.	Sav Rocca (2007).....	3,066
4.	Merritt Kersey (1974).....	2,959
5.	Bill Bradley (1969).....	2,942

GROSS AVERAGE

1.	Tom Hutton (1995).....	43.321
2.	Chas Henry (2011).....	42.88
3.	Sav Rocca (2007).....	42.00
4.	John Teltschik (1986).....	41.60
5.	Bill Bradley (1969).....	39.76

(min. 2.5 punts/game)

KICKOFF RETURNS

KICKOFF RETURNS

1.	Quintin Demps (2008).....	52
2.	Herman Hunter (1985).....	48
3.	Duce Staley (1997).....	47
4.	Brandon Boykin (2012).....	45
5.	Allen Rossum (1998).....	44
6.	J.R. Reed (2004).....	33
7t.	Jorrick Calvin (2010).....	32
	Billy Walik (1970).....	32
9.	Dion Lewis (2011).....	31
10t.	Ted Dean (1960).....	26
	Al Nelson (1965).....	26

KICKOFF RETURN YARDS

1.	Quintin Demps (2008).....	1,314
2.	Duce Staley (1997).....	1,139
3.	Allen Rossum (1998).....	1,080
4.	Herman Hunter (1985).....	1,047
5.	Brandon Boykin (2012).....	1,037
6.	Billy Walik (1970).....	805
7.	J.R. Reed (2004).....	761
8.	Jorrick Calvin (2010).....	692
9.	Al Nelson (1965).....	683
10.	Dion Lewis (2011).....	669

KICKOFF RETURN AVERAGE (SINCE 1941)

1.	Josh Huff (2014).....	29.6
2.	Tommy McDonald (1957).....	27.6
3.	Israel Lang (1964).....	27.1
4.	Art Powell (1959).....	27.1
5.	Don Stevens (1952).....	27.1
6.	Wilbert Montgomery (1977).....	26.9
7.	Al Nelson (1965).....	26.3
8.	Quintin Demps (2008).....	25.3
9.	Billy Walik (1970).....	25.2
10.	Allen Rossum (1998).....	24.6

(min. 10 returns)

PUNT RETURNS

PUNT RETURNS

1.	DeSean Jackson (2008).....	50
2.	Evan Cooper (1984).....	40
3.	Ed "Bibbles" Bawel (1952).....	34
4.	Bill Bradley (1969).....	28
5t.	Damaris Johnson (2012).....	26
	Tommy McDonald (1957).....	26
7.	Allen Rossum (1998).....	22
8.	Jerry Norton (1954).....	21
9t.	Bobby Morse (1987).....	20
	Billy Walik (1970).....	20

PUNT RETURN YARDS

1.	DeSean Jackson (2008).....	440
2.	Damaris Johnson (2012).....	291
3.	Ed "Bibbles" Bawel (1952).....	261
4.	Evan Cooper (1984).....	250
5.	Steve Van Buren (1944).....	230
6.	Dexter Wynn (2004).....	194
7.	Allen Rossum (1998).....	187
8.	Ernie Steele (1942).....	184
9.	Bill Bradley (1969).....	181
10.	Don Stevens (1952).....	172

PUNT RETURN AVERAGE (SINCE 1941)

1.	Pat McHugh (1947).....	15.7
2.	Steve Van Buren (1944).....	15.3
3.	Damaris Johnson (2012).....	11.2
4.	Dexter Wynn (2004).....	10.8
5.	Don Stevens (1952).....	10.8
6.	Jorrick Calvin (2010).....	10.4
7t.	Ken Keller (1956).....	9.7
	Bosh Pritchard (1942).....	9.7
9.	DeSean Jackson (2008).....	8.8
10.	Allen Rossum (1998).....	8.5

(min. 10 returns)



COREY SIMON



PASSING YARDS

Rk	Player	Yds
1.	Nick Foles (12/9/2012 at Buccaneers)	381
2.	Carson Wentz (11/6/2016 at Giants)	364
3.	Nick Foles (12/23/2012 vs. Washington)	345
4.	Jalen Hurts (12/27/2020 at Cowboys)	342
5.	Jalen Hurts (12/20/2020 at Cardinals)	338
6.	Carson Wentz (12/11/2016 vs. Washington)	314
7.	Carson Wentz (12/4/2016 at Bengals)	308
8.	Carson Wentz (9/25/2016 vs. Steelers)	301

COMPLETIONS

Rk	Player	Cmp
1.	Carson Wentz (12/4/2016 at Bengals)	36
2t.	Carson Wentz (12/11/2016 vs. Washington)	32
	Carson Wentz (10/30/2016 at Cowboys)	32
	Nick Foles (12/23/2012 vs. Washington)	32
	Nick Foles (12/9/2012 at Buccaneers)	32

PASSING TOUCHDOWNS

Rk	Player	TD
1t.	Jalen Hurts (12/20/2020 at Cardinals)	3
	Donovan McNabb (1/2/2000 vs. Rams)	3
	Sonny Jurgensen (11/24/1957 vs. Washington)	3

RUSHING YARDS

Rk	Player	Yds
1.	Bryce Brown (11/26/12 vs. Panthers)	178
2.	Bryce Brown (12/2/12 at Cowboys)	169
3.	Correll Buckhalter (10/7/01 vs. Cardinals)	134
4.	Steve Van Buren (11/5/44 at Brooklyn Tigers)	129
5.	Keith Byars (12/7/86 vs. Cardinals)	127
6t.	Miles Sanders (12/15/19 at Washington)	122
	Charlie Garner (10/9/94 vs. Washington)	122
8.	Don Johnson (11/29/53 at Giants)	121
9.	Ryan Moats (12/11/05 vs. Giants)	114
10.	Charlie Garner (10/2/94 at 49ers)	111

RECEIVING YARDS

Rk	Player	Yds
1.	Don Looney (12/1/40 at Washington)	180
2.	Hank Baskett (12/31/06 vs. Falcons)	177
3.	Jeremy Maclin (1/9/10 at Cowboys) (NFC WC)	146
4t.	Jeremy Maclin (10/11/09 vs. Buccaneers)	142
	Keith Jackson (12/31/88 at Bears) (NFC D)	142
6.	Jordan Matthews (11/10/14 vs. Panthers)	138
7.	Don Looney (9/22/40 at Cleveland Rams)	129
8.	Clyde Scott (11/13/49 at Washington)	127
9.	DeVonta Smith (10/3/21 vs. Chiefs)	122
10.	Herman Hunter (10/13/85 vs. L.A. Rams)	120
11.	Fred Meyer (11/1/42 at Washington)	119
12.	Bobby Walston (10/21/51 at Giants)	118
13.	DeVonta Smith (11/7/21 vs. Chargers)	116
14.	Don Looney (9/15/40 at Packers)	115

LONGEST RUSHING TOUCHDOWN

Rk	Player	Yds
1.	Herman Hunter (11/24/1985 at Cowboys)	74t
2.	John Brewer (10/4/1952 vs. Giants)	71t
3t.	Steve Van Buren (11/5/1944 at Brooklyn Tigers)	70t
	John Kusko (11/22/1936 vs. Bears)	70t
5t.	LeSean McCoy (11/1/2009 vs. Giants)	66t
	Don Johnson (11/15/1953 vs. Colts)	66t
7t.	Miles Sanders (10/27/19 at Bills)	65t
	Bryce Brown (12/26/2012 vs. Panthers)	65t
9.	Don Johnson (11/29/1953 at Giants)	63t
10.	Ryan Moats (12/18/2005 at Rams)	59t

LONGEST RECEIVING TOUCHDOWN

Rk	Player	Yds
1.	Fred Barnett (12/2/1990 at Bills)	95t
2.	Hank Baskett (12/31/2006 vs. Falcons)	89t
3.	Hank Baskett (10/8/2006 vs. Cowboys)	87t
4.	Kenny Jackson (10/21/1984 vs. Giants)	83t
5.	Charle Young (11/18/1973 at Cowboys)	80t
6.	Mel Bleeker (10/22/1944 vs. Boston Yanks)	75t
7.	Glen Young (11/6/1983 vs. Cowboys)	71t
8.	Clyde Scott (11/13/1949 at Washington)	70t

LONGEST KICKOFF RETURN

Rk	Player	Yds
1.	Josh Huff (11/23/14 vs. Titans)	107t
2.	Quintin Demps (11/23/08 at Ravens)	100t
3.	Wilbert Montgomery (12/11/77 vs. Giants)	99t
4t.	Steve Van Buren (11/12/44 vs. Giants)	97t
	Bosh Pritchard (11/1/42 at Washington)	97t
6.	Art Powell (10/4/59 vs. Giants)	95
7.	Andre Waters (11/18/84 vs. Washington)	89t
8.	Wendell Smallwood (10/16/16 at Washington)	86t
9.	Billy Walik (10/25/70 at Packers)	82
10.	Jim Castiglia (10/19/41 vs. Washington)	72

LONGEST PUNT RETURN

Rk	Player	Yds
1.	Damaris Johnson (12/2/12 at Cowboys)	98t
2.	Jalen Reagor (12/6/20 at Packers)	73t
3.	Clyde Scott (10/30/49 at Steelers)	70t
4.	Pat McHugh (11/23/47 at Boston Yanks)	69t
5.	DeSean Jackson (10/5/08 vs. Washington)	68t
6.	Bob Shann (12/19/65 vs. Lions)	63t
7.	Ernie Steele (10/11/42 at Giants)	62
8.	DeSean Jackson (9/7/08 vs. Rams)	60
9.	Art Powell (10/11/59 vs. Steelers)	58t
10.	Don Stevens (11/9/52 vs. Washington)	56t2



SCORING

MOST TOUCHDOWNS

- 5 James Stewart, Jaguars (10/12/97 at Jax.) (all rushing)
- 4 8x, last: Chase Claypool, Steelers (10/11/20 at Pit.)

MOST FIELD GOALS

- 5 7x, last: Josh Brown, Giants (10/27/13 at Phi., 5 att)

LONGEST FIELD GOAL

- 63 Brett Maher, Cowboys (10/20/19 at Dal.)
- 62 Brett Maher, Cowboys (12/9/18 at Dal.)
- 62 Matt Bryant, Buccaneers (10/22/06 at TB)
- 61 Joey Slye, Commanders (10/29/23 at Was.)
- 60 Brandon Aubrey, Cowboys (12/10/23 at Dal.)
- 59 Greg Zuerlein, Cowboys (11/1/20 vs. Dal.)

PASSING

MOST ATTEMPTS

- 63 Eli Manning, Giants (12/22/16 at Phi.)
- 58 Ryan Fitzpatrick, Jets (9/27/15 at NYJ)
- 57 Eli Manning, Giants (12/17/17 at NYG)
- 56 Tom Brady, Patriots (12/6/15 at NE)
- 56 Fran Tarkenton, Vikings (12/3/78 at Min.)

MOST COMPLETIONS

- 42 Dak Prescott, Cowboys (12/9/18 at Dal.)
- 39, Sam Howell, Commanders (10/29/23 at Was.)
- 38 Eli Manning, Giants (12/22/16 at Phi.)
- 37 Eli Manning, Giants (12/17/17 at NYG)
- 37 Daunte Culpepper, Vikings (9/20/04 at Phi.)

MOST PASSING YARDS

- 455 Dak Prescott (12/9/18 at Dal.)
- 446 Jon Kitna, Lions (9/23/07 at Phi.)
- 434 Eli Manning, Giants (12/17/17 at NYG)
- 429 Eli Manning, Giants (9/28/14 at NYG)
- 428 Joe Montana, 49ers (9/24/89 at Phi.)

MOST TOUCHDOWNS

- 5 12x, last: Dak Prescott, Cowboys (1/8/22 vs. Dal.)

LONGEST PASSING PLAY

- 96 Bill Kilmer to Walter Roberts, Saints (11/19/67 at Phi.)
- 93t Neil Lomax to Ernie Jones, Cardinals (12/10/88 at Pho.)
- 91t Jon Kitna to Roy Williams, Lions (9/23/07 at Phi.)
- 90t Seneca Wallace to Koren Robinson (11/2/08 at Sea.)
- 90t Virgil Carter to Speedy Thomas, Bengals (9/19/71 at Cin.)

RUSHING

MOST ATTEMPTS

- 43 Butch Woolfolk, Giants (11/20/83 at Phi.)

MOST RUSHING YARDS

- 237 Emmitt Smith, Cowboys (10/31/93 at Phi.) 30 att.
- 237 Jim Brown, Browns (11/19/61 at Cle.) 34 att.
- 235 Doug Martin, Buccaneers (11/22/15 vs. TB) 27 att.
- 223 Jim Brown, Browns (11/3/63 at Phi.) 28 att.
- 221 Gerald Riggs, Washington (9/17/89 at Was.) 29 att.

MOST TOUCHDOWNS

- 5 James Stewart, Jaguars (10/12/97 at Jax.)
- 4 3x, last: Joseph Addai, Colts (11/26/06 at Ind.)

LONGEST RUN FROM SCRIMMAGE

- 90t Adrian Peterson, Washington (12/3/18 at Phi.)
- 87t John Henry Johnson, Steelers (12/11/60 at Pit.)
- 85t Reggie Brooks, Washington (9/19/93 at Phi.)
- 84t Herschel Walker, Cowboys (12/14/86 at Dal.)
- 84 Doug Martin, Buccaneers (11/22/15 at Phi.)

RECEIVING

MOST RECEPTIONS

- 15 George Kittle, 49ers (10/4/20 at SF)
- 13 Wes Welker, Patriots (11/25/07 at NE)
- 13 Terrell Owens, 49ers (11/25/02 at SF)

MOST RECEIVING YARDS

- 225 Kenny Britt, Titans (10/24/10 at Ten.) 7 rec.
- 217 Amari Cooper, Cowboys (12/9/18 at Dal.) 10 rec.
- 213 Tony Hill, Cowboys (11/12/79 at Dal.) 7 rec.
- 212 Hugh Taylor, Washington (9/28/47 at Phi.) 8 rec.
- 204 Roy Williams, Lions (9/23/07 at Phi.) 9 rec.

MOST TOUCHDOWNS

- 3 22x, last: Tyreek Hill, Chiefs (10/3/21 vs. KC)

INTERCEPTIONS

MOST INTERCEPTIONS

- 3 14x, last: Lofa Tatupu, Seahawks (12/2/07 at Phi.)

LONGEST INTERCEPTION RETURN

- 107t Ed Reed, Ravens (11/23/08 at Bal.)
- 100t Mike Gaechter, Cowboys (10/14/62 at Dal.)
- 99t Patrick Robinson, Saints (11/5/12 at NO)
- 98 Brandon McDonald (12/15/08 vs. Cle.)
- 97t Darren Sharper, Saints (9/20/09 at Phi.)

MISCELLANEOUS

MOST PUNTS

- 14 Sammy Baugh, Washington (11/5/39 at Was.)

LONGEST PUNT

- 85 Sammy Baugh, Washington (12/1/40 at Was.)

LONGEST KICKOFF RETURN

- 105t Trindon Holliday, Broncos (9/29/13 at Den.)
- 104t Buddy Young, Colts (11/15/53 at Phi.)
- 103t George Hoey, Cardinals (11/21/71 at StL)
- 102t Larry Jones, Washington (11/24/74 at Was.)
- 101t Wallace Francis, Bills (10/7/73 at Buf.)
- 101t Amos March, Cowboys (10/14/62 at Dal.)

LONGEST PUNT RETURN

- 90t Adam Jones, Titans (11/19/06 at Phi.)
- 90t Jacques Green, Washington (9/16/02 at Was.)
- 88t Andre Coleman, Chargers (9/17/95 at Phi.)
- 88t George Grosvenor, Cardinals (11/8/36 at Chi.)
- 87t Ted Ginn Jr., Dolphins (11/18/07 at Phi.)

LONGEST FUMBLE RETURN

- 93t James Sanders, Cardinals (9/23/12 at Arz.)
- 74t Bull Karcis, Giants (10/16/38 at NYG)
- 69t DeMarcus Ware, Cowboys (10/8/06 at Phi.)
- 65t Willie Teal, Vikings (12/1/85 at Phi.)
- 64t Linval Joseph, Vikings (10/7/18 at Phi.)

LONGEST RETURN WITH INTERCEPTED LATERAL

- 93t Dick Poillon, Washington (11/21/48 at Phi.)



Best Season, Win Percentage

1949 Won 11, Lost 1 (.917)

Best Season, Win Total

2022 14 wins, 3 losses

Worst Season

1936 Won 1, Lost 11 (.083)

Longest Winning Streak

- 9 (9/24/17 - 11/26/17)
- 9 (10/19/03 - 12/15/03)
- 9 (9/30/60 - 12/4/60)

Longest Home Winning Streak

13 (12/14/47 - 12/11/49)

Longest Home Losing Streak

10 (10/14/12 - 10/27/13)

Longest Road Winning Streak

- 9 (10/19/03 - 10/24/04)
- 9 (11/12/00 - 12/16/01)

Longest Road Losing Streak

- 12 (12/14/97 - 10/3/99)
- 12 (10/15/39 - 12/1/40)

Longest Losing Streak

14 (9/20/36 - 9/21/37)

Consecutive Wins - Start of Season

8 in 2022

Consecutive Wins - End of Season

8 in 1949 (Reg. Season)

Consecutive Losses - Start of Season

11 in 1968

Consecutive Losses - End of Season

11 in 1936

Total Shutouts by Eagles

37 last at Was., 12/30/18

Most Shutouts in a Season

4 in 1934 and 1948

Consecutive Games Scored Points

120 (11/18/62 - 10/3/71)

Consecutive Games Scored TD

92 (10/2/77 - 10/16/83)

Largest Comeback Victory

- 28-24 vs. Chicago Cardinals at Metropolitan Stadium, October 25, 1959 (came back from 24-0 deficit in 3rd qtr.)
- 28-24 vs. Washington at Griffith Stadium, October 27, 1946 (came back from 24-0 deficit at halftime)

Largest Comeback vs. Eagles

- 23-28 vs. Minnesota Vikings at Veterans Stadium, December 1, 1985 (came back from 23-0 deficit in 4th qtr.)

SCORING

MOST POINTS SCORED

- 477 (2022, 17 games)
- 474 (2014, 16 games)
- 457 (2017, 16 games)
- 444 (2021, 17 games)
- 442 (2013, 16 games)

FEWEST SCORED

- 51 (1936, 12 games)
- 60 (1935, 11 games)
- 77 (1933, 9 games)

MOST ALLOWED

- 444 (2012, 16 games)
- 430 (2015, 16 games)
- 428 (2023, 17 games)
- 418 (2020, 16 games)
- 409 (1967, 14 games)

FEWEST ALLOWED

- 85 (1934, 11 games)
- 131 (1944, 10 games)
- 133 (1945, 10 games)

TOUCHDOWNS

MOST SCORED

- 59 (2022, 17 games)
- 54 (2014, 16 games)
- 53 (2017, 16 games)
- 53 (2013, 16 games)
- 50 (2021, 17 games)

FEWEST SCORED

6 (1936, 12 games)

MOST ALLOWED

- 52 (2012, 16 games)
 - 52 (1967, 14 games)
 - 51 (2023, 17 games)
 - 50 (2015, 16 games)
 - 48 (2020, 16 games)
 - 48 (2014, 16 games)
- FEWEST ALLOWED**
- 10 (1934, 11 games)
 - 17 (1950, 12 games)
 - 17 (1949, 12 games)
 - 18 (1945, 10 games)

MOST BY RUSHING

- 32 (2022, 17 games)
- 26 (1945, 10 games)
- 25 (2021, 17 games)
- 25 (1949, 12 games)
- 23 (2003, 16 games)

MOST BY PASSING

- 38 (2017, 16 games)
- 34 (1990, 16 games)
- 34 (1961, 14 games)
- 33 (1954, 12 games)

KICKING

MOST FIELD GOALS MADE

- 35 (2016, 16 games)
- 33 (2008, 16 games)
- 32 (2014, 16 games)
- 32 (2010, 16 games)
- 32 (2009, 16 games)

MOST PATS MADE

- 54 (2014, 16 games)
- 51 (2022, 17 games)
- 50 (1948, 12 games)
- 48 (2006, 16 games)
- 48 (1980, 16 games)

TOTAL NET YARDS

MOST GAINED

- 6,676 (2013, 16 games)
- 6,614 (2022, 17 games)
- 6,386 (2011, 16 games)
- 6,348 (2014, 16 games)
- 6,230 (2010, 16 games)

PASSING

MOST ATTEMPTS

- 623 (2015, 16 games)
- 621 (2014, 16 games)
- 620 (2005, 16 games)
- 618 (2012, 16 games)
- 613 (2019, 16 games)

MOST COMPLETIONS

- 422 (2018, 16 games)
- 405 (2015, 16 games)
- 391 (2019, 16 games)
- 384 (2014, 16 games)
- 380 (2016, 16 games)

MOST YARDS GAINED (GROSS)

- 4,581 (2014, 16 games)
- 4,524 (2018, 16 games)
- 4,406 (2013, 16 games)
- 4,380 (2009, 16 games)
- 4,364 (2022, 17 games)

RUSHING

MOST ATTEMPTS

- 632 (1949, 12 games)
- 587 (1978, 16 games)
- 581 (1950, 12 games)

MOST YARDS GAINED

- 2,715 (2021, 17 games)
- 2,607 (1949, 12 games)
- 2,566 (2013, 16 games)
- 2,556 (1990, 16 games)
- 2,509 (2022, 17 games)
- 2,509 (1981, 16 games)

FIRST DOWNS

MOST FIRST DOWNS

- 385 (2022, 17 games)
- 377 (2023, 17 games)
- 356 (2014, 16 games)
- 356 (2011, 16 games)
- 355 (2013, 16 games)

MOST BY RUSHING

- 163 (2021, 17 games)
- 161 (2022, 17 games)
- 157 (1981, 16 games)
- 149 (2023, 17 games)
- 143 (1978, 16 games)
- 143 (1949, 12 games)

MOST BY PASSING

- 221 (2018, 16 games)
- 218 (2014, 16 games)
- 215 (2019, 16 games)
- 204 (2008, 16 games)
- 203 (1997, 16 games)

MOST BY PENALTY

- 45 (2020, 16 games)
- 41 (2003, 16 games)
- 37 (2017, 16 games)
- 36 (2015, 16 games)
- 35 (2019, 16 games)

SACKS

MOST SACKS MADE

- 70 (2022, 17 games)
- 62 (1989, 16 games)
- 60 (1984, 16 games)
- 57 (1987, 15 games)
- 56 (2002, 16 games)
- 55 (1992, 16 games)
- 55 (1991, 16 games)

MOST SACKS ALLOWED

- 104 (1986, 16 games)
- 72 (1987, 15 games)
- 65 (2020, 16 games)
- 64 (1997, 16 games)
- 64 (1992, 16 games)

FEWEST SACKS ALLOWED

- 22 (1981, 16 games)
- 23 (2008, 16 games)
- 23 (1970, 14 games)
- 26 (1971, 14 games)
- 26 (1968, 14 games)

INTERCEPTIONS

MOST THROWN

- 36 (1936, 12 games)
- 34 (1933, 9 games)
- 31 (1963, 14 games)
- 31 (1992, 14 games)
- 31 (1953, 12 games)

MOST INTERCEPTED

- 33 (1944, 10 games)
- 32 (1988, 16 games)
- 31 (1950, 12 games)
- 30 (1960, 12 games)
- 30 (1989, 16 games)

FUMBLES

OPP. FUMBLES RECOVERED

- 27 (1987, 15 games)
- 26 (1989, 16 games)
- 25 (1971, 14 games)
- 22 (1991, 16 games)
- 22 (2002, 16 games)
- 22 (1954, 12 games)

PENALTIES

MOST PENALTIES

- 138 (1994, 16 games)
- 134 (2005, 16 games)
- 129 (2010, 16 games)
- 124 (2004, 16 games)
- 120 (1990, 16 games)

MOST YARDS PENALIZED

- 1,130 (2005, 16 games)
- 1,107 (1994, 16 games)
- 1,101 (2010, 16 games)
- 995 (2014, 16 games)
- 983 (2006, 16 games)

**SCORING****MOST SCORED**

64	vs. Cincinnati Reds, 11/6/34
59	at Washington, 11/15/10
56	vs. Detroit Lions, 9/23/07
56	at Chicago Cardinals, 10/25/53
56	vs. Los Angeles Rams, 10/7/50

MOST ALLOWED

62	at Giants, 11/26/72
56	at Cowboys, 10/9/66
56	at Giants, 10/15/33

MOST, BOTH TEAMS

87	Eagles 59, Washington 28, (at Was.) 11/15/10
87	Eagles 45, Washington 42, (at Phil.) 9/28/47
86	Eagles, 44, Bengals 42, (at Phil.) 11/30/97

FEWEST, BOTH TEAMS

0	Eagles 0, Brooklyn Dodgers 0, (at Phil.), 10/1/39
---	---

MOST, BOTH TEAMS – ONE QUARTER

47	Eagles 20, Cardinals 27, (at StL), 12/13/64
----	---

MOST SCORED IN 1ST QUARTER

28	at Washington, 11/15/10
27	at Steelers, 12/12/65
26	vs. Cincinnati Reds, 11/6/34
24	at Falcons, 10/8/67

MOST ALLOWED IN 1ST QUARTER

28	at Broncos, 10/4/98
28	at Cowboys, 10/19/69
24	at Bills, 12/2/90
21	8x, last: at Broncos, 9/29/13

MOST SCORED BOTH TEAMS IN 1ST QUARTER

35	at Saints, 12/23/07, (E-21, NO-14)
35	at Cowboys, 10/19/69, (E-7, C-28)
28	4x, last: at Washington, 11/15/10 (E-28, R-0)

MOST SCORED IN 2ND QUARTER

31	vs. Lions, 12/30/95
28	vs. Panthers, 9/13/09
28	vs. Packers, 12/5/04
28	at Cowboys, 11/15/04
28	vs. Saints, 11/19/67

MOST ALLOWED IN 2ND QUARTER

28	vs. Bears, 10/4/87
28	vs. St. Louis Cardinals, 10/18/70
28	vs. Packers, 11/11/62
28	at Bears, 10/17/43

MOST SCORED BOTH TEAMS IN 2ND QUARTER

47	at St. Louis Cardinals, 12/13/64, (E-20, C-27)
42	at Cowboys, 11/15/04, (E-28, D-14)
42	at Washington, 11/27/83, (E-21, W-21)
38	at St. Louis Cardinals, 12/16/62, (E-21, C-17)

MOST SCORED IN 1ST HALF

45	at Washington, 11/15/10
42	vs. Lions, 9/23/07
38	vs. Lions, 12/30/95
35	3x, last: vs. Packers, 12/5/04

MOST ALLOWED IN 1ST HALF

42	at Cowboys, 10/19/69
38	at Giants, 11/26/72
35	6x, last: at Giants, 12/30/12

MOST SCORED BOTH TEAMS IN 1ST HALF

63	vs. Lions, 9/23/07, (E-42, D-21)
59	at Washington, 11/15/10, (E-45, R-14)
59	at St. Louis Cardinals, 12/16/62, (E-28, C-31)
57	at St. Louis Cardinals, 12/13/64, (E-27, C-30)
54	at Cowboys, 9/15/08, (E-30, D-24)

MOST SCORED IN 3RD QUARTER

21	at Lions, 10/31/21
21	vs. Steelers, 9/25/16
21	at Raiders, 11/3/13
21	at Falcons, 9/18/11
21	vs. Washington, 11/12/90
21	vs. Patriots, 11/4/73
21	at Washington, 12/3/67
21	vs. Chi. Cardinals (at Minneapolis), 10/25/59
21	vs. NY Giants, 10/4/59
21	vs. Washington, 11/28/54
21	vs. NY Bulldogs, 11/20/49

MOST ALLOWED IN 3RD QUARTER

28	vs. Washington, 10/1/55
23	at Giants, 10/21/51

MOST SCORED BOTH TEAMS IN 3RD QUARTER

42	vs. Washington, 10/1/55, (E-14, R-28)
35	at Washington, 12/3/67, (E-21, R-14)
34	at Washington, 11/1/42, (E-14, R-20)

MOST SCORED IN 4TH QUARTER

28	at NY Giants, 12/19/10
28	vs. Lions, 12/8/13
26	at Saints, 1/3/93
24	vs. Baltimore Colts, 11/15/53
23	at 49ers, 10/12/08

MOST ALLOWED IN 4TH QUARTER

28	vs. 49ers, 9/24/89
28	vs. Vikings, 12/1/85
28	vs. Chicago Cardinals, 12/7/47
28	vs. Bears, 11/30/41

MOST SCORED BOTH TEAMS IN 4TH QUARTER

42	vs. Chicago Cardinals, 12/7/47, (E-14, C-28)
38	vs. 49ers, 9/24/89, (E-10, S-28)
37	vs. NY Giants, 9/27/17, (E-13, G-24)
37	at Arizona Cardinals, 11/24/96, (E-17, A-20)

MOST SCORED IN 2ND HALF

35	at NY Giants, 12/19/10
35	at St. Louis Cardinals, 11/8/81
34	vs. Jaguars, 9/7/14
34	vs. Lions, 12/8/13
32	3x, last: vs. Falcons, 10/1/00

MOST ALLOWED IN 2ND HALF

49	vs. Bears, 11/30/41
42	vs. Chicago Cardinals, 12/7/47
34	at Oakland Raiders, 10/17/71
31	7x, last: at Broncos 9/29/13

MOST SCORED BOTH TEAMS IN 2ND HALF

56	vs. Chicago Cardinals, 12/7/1947, (E-14, C-42)
52	at Vikings, 12/15/2013, (E-21, V-31)
52	vs. Washington, 10/1/1955, (E-21, R-31)
50	vs. Lions, 12/30/1995, (E-20, D-30)
49	vs. Bears, 11/30/1941, (E-0, B-49)
49	vs. Washington, 9/28/47, (E-21, R-28)

**MOST DECISIVE VICTORY**

- 64 Eagles 64, Cincinnati Reds 0, 11/6/34
- 45 3x, last: vs. Boston Yanks (E-45, Y-0), 11/14/48

MOST DECISIVE LOSS

- 56 Giants 56, Eagles 0, 10/15/33
- 52 Giants 62, Eagles 10, 11/26/72

TOUCHDOWNS**MOST SCORED**

- 10 vs. Cincinnati Reds, 11/6/34
- 8 at Washington, 11/15/10
- 8 vs. Lions, 9/23/07
- 8 at Cardinals, 10/25/53
- 8 vs. Rams, 10/7/50

MOST ALLOWED

- 8 3x, last: at Giants, 11/26/72

MOST SCORED BY RUSHING

- 5 at Cowboys, 10/22/61
- 5 vs. Washington, 10/23/49
- 5 at Washington, 10/17/48
- 5 vs. Boston Yanks, 12/9/45

MOST ALLOWED BY RUSHING

- 6 vs. Packers, 11/11/62

MOST BY PASSING

- 7 at Raiders, 11/3/13
- 7 at Washington, 10/17/54

MOST ALLOWED BY PASSING

- 5 14x, last: vs. Cowboys, 1/8/22

KICKING**MOST FIELD GOALS MADE**

- 6 at Oilers, 11/12/72
- 5 6x, last: vs. Giants, 1/8/23

MOST FIELD GOALS ALLOWED

- 5 7x, last: vs. Giants, 10/27/13

TOTAL YARDS**MOST YARDS GAINED**

- 592 at Washington, 11/15/10 (332 passing, 260 rushing)
- 583 vs. 49ers, 9/18/05 (443 passing, 140 rushing)
- 582 at Browns, 11/7/65 (352 passing, 230 rushing)
- 575 vs. Washington, 11/21/48 (199 passing, 376 rushing)
- 574 vs. Colts, 11/15/81 (339 passing, 235 rushing)

FEWEST YARDS GAINED

- 23 at Lions, 9/20/35
- 54 vs. Packers, 11/11/62

MOST YARDS ALLOWED

- 652 at Cowboys, 10/9/66 (440 passing, 212 rushing)

FEWEST YARDS ALLOWED

- 29 vs. Brooklyn Dodgers, 12/3/44

PASSING**MOST ATTEMPTS**

- 62 at Cardinals, 10/26/14
- 62 at Bears, 10/2/89
- 61 vs. Titans, 11/19/06
- 60 at Bengals, 12/4/16
- 60 at Washington, 12/1/40

FEWEST ATTEMPTS

- 3 vs. Steelers, 12/1/46

MOST ATTEMPTS ALLOWED

- 63 vs. Giants, 12/22/16
- 63 at 49ers, 11/25/02
- 58 at Jets, 9/27/15
- 57 at Giants, 12/17/17
- 57 at Patriots, 12/6/15

FEWEST ATTEMPTS ALLOWED

- 0 at Browns, 12/3/50
- 1 at NY Bulldogs, 9/22/49; at Cardinals, 11/8/36

MOST COMPLETIONS

- 37 vs. Washington, 12/26/15
- 37 at Washington, 12/20/14
- 36 at Bengals, 12/4/16
- 36 at Falcons, 9/14/15
- 36 at Cardinals, 10/26/14

FEWEST COMPLETIONS

- 0 at Boston, 10/18/36

MOST COMPLETIONS ALLOWED

- 42 at Cowboys, 12/9/18
- 39 at Commanders, 10/29/23
- 38 vs. Giants, 12/22/16
- 37 at Giants, 12/17/17
- 37 vs. Vikings, 9/20/04

FEWEST COMPLETIONS ALLOWED

- 0 at Browns, 12/3/50
- 0 vs. NY Bulldogs, 9/22/49
- 0 at Chicago Cardinals, 11/8/36
- 0 vs. Brooklyn Dodgers, 11/29/36
- 0 vs. Cincinnati Reds, 11/6/34

MOST YARDS GAINED (GROSS)

- 516 vs. Packers (11/27/22)
- 496 vs. Vikings (9/19/22)
- 486 vs. Giants (11/8/53)
- 478 at Buccaneers (9/25/23)
- 471 vs. Giants (12/25/23)
- 471 vs. Texans (12/23/18)

FEWEST YARDS GAINED (GROSS)

- 0 at Boston, 10/18/36

MOST YARDS ALLOWED (GROSS)

- 512 vs. Bills (11/26/23)
- 481 at Commanders (10/29/23)
- 462 at Cowboys (12/24/22)
- 460 vs. 49ers (12/3/23)
- 455 at Cowboys (12/9/18)

FEWEST YARDS ALLOWED (GROSS)

- 0 4x, last: at Browns, 12/3/50

RUSHING**MOST ATTEMPTS**

- 64 at Washington, 12/2/51
- 64 at Baltimore Colts, 10/15/50
- 64 vs. Los Angeles Rams, 11/6/49
- 64 at Washington, 11/28/43

MOST ATTEMPTS ALLOWED

- 67 at Lions, 9/20/35

MOST YARDS GAINED

- 376 vs. Washington, 11/21/48

FEWEST YARDS GAINED

- 36 at Bears, 11/19/39
- 23 vs. Lions, 11/17/40

**MOST YARDS ALLOWED**

370 at Lions, 9/20/35

FEWEST YARDS ALLOWED

-33 vs. Brooklyn Dodgers, 10/2/43

-26 at Boston Yanks, 12/8/46

6 vs. Chicago Bears, 11/26/17

10 vs. Boston Yanks, 10/22/44

13 vs. Brooklyn Tigers, 12/3/44

FIRST DOWNS**MOST FIRST DOWNS**

34 vs. Saints 10/11/15

34 vs. Colts, 11/15/81

33 vs. Vikings, 11/11/01

32 vs. Cardinals, 11/27/08; at Washington, 9/17/89; at Chicago Cardinals, 10/25/53; and at Washington, 12/2/51

MOST FIRST DOWNS ALLOWED

37 vs. Packers, 11/11/62

FEWEST FIRST DOWNS ALLOWED

1 at NY Bulldogs, 9/22/49; vs. Brooklyn Dodgers, 10/1/39; at Browns, 12/3/50

2 vs. Brooklyn Dodgers, 11/11/34

MOST BY PASSING

24 at Washington, 9/17/89

22 at Washington, 12/20/14

22 at Chargers, 11/15/09

22 at Chiefs, 10/2/05

MOST ALLOWED BY PASSING

23 at Cowboys, 12/9/18

22 vs. Chargers, 9/15/13

22 at Cardinals, 12/13/64

FEWEST ALLOWED BY PASSING

0 8x, last: at Browns, 12/3/50

MOST BY RUSHING

25 at Washington, 12/2/51

MOST ALLOWED BY RUSHING

21 vs. Packers, 11/11/62 and vs. Browns, 12/13/59

FEWEST ALLOWED BY RUSHING

0 9x, last: vs. Minnesota, 9/14/23

MOST BY PENALTY

8 at Bears, 11/3/02

8 vs. Lions, 12/2/79

MOST ALLOWED BY PENALTY

8 at Packers 9/26/19

PENALTIES**MOST PENALTIES**

19 vs. Oilers, 10/2/88

16 at Seahawks, 12/13/92

16 at Giants, 12/3/89

FEWEST PENALTIES

0 18x, last: vs. Dolphins, 10/22/23

MOST PENALTIES BY OPPONENT

22 vs. Bears, 11/26/44

FEWEST PENALTIES BY OPPONENT

0 Many times, last: at Jets, 10/14/07

MOST YARDS PENALIZED

191 at Seahawks, 12/13/92

171 vs. Saints, 11/23/03

FEWEST YARDS PENALIZED

0 18x, last: vs. Dolphins, 10/22/23

MOST YARDS OPPONENT PENALIZED

170 vs. Bears, 11/26/44

FEWEST YARDS OPPONENT PENALIZED

0 Many times, last: at Jets, 10/14/07

MOST PENALTIES, BOTH TEAMS

31 Eagles 19, Houston Oilers 12 (at Phil.), 10/2/88

28 Eagles 13, St. Louis Rams 15 (at StL), 12/18/05

FEWEST PENALTIES, BOTH TEAMS

1 Eagles 1, Brooklyn Dodgers 0 (at Phil.), 10/1/39

1 Eagles 1, Chicago Cardinals 0 (at Chi.), 11/10/35

1 Eagles 1, Brooklyn Dodgers 0 (at Phil.), 11/11/34

MOST YARDS PENALIZED, BOTH TEAMS

272 Eagles 171, Saints 101 (at Phil.), 11/23/03

262 Eagles 157, Chicago Cardinals 105 (at Chi.), 11/30/52

FEWEST YARDS PENALIZED, BOTH TEAMS

5 Eagles 5, Pittsburgh Steelers 0 (at Phil.), 10/24/65

5 Eagles 5, Brooklyn Dodgers 0 (at Phil.), 10/1/39

5 Eagles 5, Chicago Cardinals 0 (at Chi.), 11/10/35

5 Eagles 5, Brooklyn Dodgers 0 (at Phil.), 11/11/34

FUMBLES**MOST COMMITTED**

10 vs. Giants, 10/9/43

MOST LOST

6 at Washington, 11/6/55

6 at Boston Yanks, 12/8/46

6 vs. Steelers, 10/7/34

MOST COMMITTED BY OPPONENT

8 vs. Packers, 12/1/74

7 6x, last: at Giants, 12/28/02

MOST FUMBLES LOST BY OPPONENT

6 at Giants, 11/17/68

6 vs. NY Bulldogs, 11/20/49

5 6x, last: last at Oilers, 12/2/91

INTERCEPTIONS**MOST THROWN**

7 vs. Cowboys, 9/26/71

7 at Boston, 11/3/35

6 6x, last: vs. Cardinals, 10/21/56

MOST INTERCEPTED

9 at Steelers, 12/12/65

8 at Cardinals, 9/24/50

7 at Washington, 12/21/75

TOTAL TURNOVERS**MOST COMMITTED**

9 at Bears, 10/12/47

MOST FORCED BY DEFENSE

12 at Steelers, 12/12/65 (9 INTs, 3 fumble rec.)

12 at Cardinals, 9/24/50 (8 INTs, 4 fumble rec.)

**PUNTS****MOST PUNTS**

- 15 at Giants, 12/6/87
- 12 vs. Giants, 12/12/54. at Packers, 11/2/52
vs. Washington, 10/4/42

FEWEST PUNTS

- 0 6x, last: at Cowboys, 12/24/22

KICKOFF RETURNS**MOST KICKOFF RETURNS**

- 9 at Giants, 11/26/72
- 9 at Giants, 11/10/46

MOST KICKOFF RETURNS ALLOWED

- 9 6x, last: vs. Cardinals, 11/27/08

MOST YARDS KICKOFF RETURNS

- 261 vs. Cowboys, 11/6/66
- 253 at Cardinals, 11/24/96
- 235 vs. Cardinals, 9/19/65

MOST YARDS KICKOFF RETURNS BY OPPONENT

- 256 at Browns, 11/7/65

PUNT RETURNS**MOST PUNT RETURNS**

- 12 at Browns, 12/3/50

MOST PUNT RETURNS BY OPPONENT

- 9 5x, last: at Cardinals, 12/24/05

MOST YARDS PUNT RETURNS

- 148 at Boston Yanks, 12/8/46

MOST YARDS PUNT RETURNS ALLOWED

- 147 vs. Cardinals, 10/2/66

SACKS**MOST SACKS RECORDED**

- 11 at Cowboys, 9/15/91
- 10 vs. Jets, 10/6/19
- 10 vs. Lions, 9/23/07
- 9 at Commanders, 9/25/22
- 9 vs. Panthers, 11/10/14
- 9 at Dolphins, 12/11/11
- 9 vs. Steelers, 9/21/08
- 9 at Falcons, 12/16/84

MOST SACKS ALLOWED

- 12 at Giants, 9/30/07
- 11 vs. Bears, 10/4/87
- 11 at Raiders, 11/30/86
- 11 vs. Lions, 11/16/86
- 11 at Cardinals, 12/18/83



EAGLES HIGHS

64	vs. Cin.	11/06/34
10	vs. Cin.	11/06/34
5	(4x) last at Dal.	10/22/61
7	(2x) last at Oak.	11/03/13
7	(2x) last at Hou.	11/12/72
6	at Hou.	11/12/72
34	(2x) last vs. NO	10/11/15
25	at Was.	12/02/51
24	at Was.	09/17/89
592	at Was.	11/15/10
64	(4x) last at Was.	12/02/51
376	vs. Was.	11/21/48
462	vs. Hou.	12/23/18
12	at NYG	09/30/07
486	vs. NYG	11/08/53
62	(2x) last at Ari.	10/26/14
37	(2x) last vs. Was.	12/26/15
7	(2x) last vs. Dal.	09/26/71
9	at Chi.	10/12/47
10	vs. NYG	10/09/43
6	(3x) last at Was.	11/06/55
15	at NYG	12/06/87
60.5	vs. LAR	09/20/20
19	vs. Hou.	10/02/88
191	at Sea.	12/13/92

OPPONENTS HIGHS

62	at NYG	11/26/72
8	(3x) last at NYG	11/26/72
6	vs. GB	11/11/62
5	(14x) last vs. Dal.	01/08/22
7	at NO	11/30/69
5	(7x) last vs. NYG	10/27/13
37	vs. GB	11/11/62
21	(2x) last vs. GB	11/11/62
23	at Dal.	12/09/18
652	at Dal.	10/09/66
67	at Det.	09/20/35
370	at Det.	09/20/35
440	at Dal.	10/09/66
11	at Dal.	09/15/91
455	at Dal.	12/09/18
63	(2x) last vs. NYG	12/22/16
42	at Dal.	12/09/18
9	at Pit.	12/12/65
12	(2x) last at Pit.	12/12/65
8	vs. GB	12/01/74
6	(2x) last at NYG	11/17/68
15	at Was.	11/05/39
69.0	at Was.	12/27/03
22	vs. Chi.	11/26/44
170	vs. Chi.	11/26/44

CATEGORY

- POINTS
- TOUCHDOWNS
- RUSHING TDS
- PASSING TDS
- FIELD GOALS ATTEMPTED
- FIELD GOALS MADE
- TOTAL FIRST DOWNS
- RUSHING FIRST DOWNS
- PASSING FIRST DOWNS
- TOTAL NET YARDS
- RUSHING ATTEMPTS
- NET YARDS RUSHING
- NET YARDS PASSING
- QB SACKS ALLOWED
- GROSS YARDS PASSING
- PASS ATTEMPTS
- PASS COMPLETIONS
- INTERCEPTIONS THROWN
- TOTAL TURNOVERS
- FUMBLES BY
- FUMBLES LOST
- PUNTS
- PUNTING AVERAGE
- PENALTIES
- YARDS PENALIZED

CATEGORY

- POINTS
- TOUCHDOWNS
- RUSHING TDS
- PASSING TDS
- FIELD GOALS ATTEMPTED
- FIELD GOALS MADE
- TOTAL FIRST DOWNS
- RUSHING FIRST DOWNS
- PASSING FIRST DOWNS
- TOTAL NET YARDS
- RUSHING ATTEMPTS
- NET YARDS RUSHING
- NET YARDS PASSING
- QB SACKS ALLOWED
- GROSS YARDS PASSING
- PASS ATTEMPTS
- PASS COMPLETIONS
- INTERCEPTIONS THROWN
- TOTAL TURNOVERS
- FUMBLES BY
- FUMBLES LOST
- PUNTS
- PUNTING AVERAGE
- PENALTIES
- YARDS PENALIZED

EAGLES LOWS

0	vs. Dal.	12/31/17
0	vs. Dal.	12/31/17
0	at NYG	01/07/24
0	at Sea.	12/18/23
0	at KC	11/20/23
0	at KC	11/20/23
2	(5x) last vs. Was.	10/24/37
0	(7x) last at Dal.	10/09/05
0	(2x) last vs. NYG	10/05/57
23	at Det.	09/20/35
9	(4x) last at Dal.	10/09/05
-36	at Chi.	11/19/39
-13	vs. NYG	12/11/77
0	vs. Ari.	12/31/23
0	at Boston	10/18/36
3	vs. Pit.	12/01/46
0	at Boston	10/18/36
0	at Dal.	12/10/23
0	vs. SF	12/03/23
0	vs. Ari.	12/31/23
0	vs. Ari.	12/31/23
0	at Dal.	12/24/22
0.0	at Dal.	12/24/22
0	(18x) last vs. Mia.	10/22/23
0	(18x) last vs. Mia.	10/22/23

OPPONENTS LOWS

0	at Was.	12/30/18
0	at Atl.	09/12/21
0	at KC	11/20/23
0	at NYJ	10/15/23
0	vs. SF	12/03/23
0	vs. SF	12/03/23
1	(3x) last at Cle.	12/03/50
0	(9x) last vs. Min.	09/14/23
0	(8x) last at Cle.	12/03/50
29	vs. Brooklyn	12/03/44
9	vs. Min.	09/14/23
-33	vs. Brooklyn	10/02/43
0	at Cle.	12/03/50
0	vs. Dal.	10/16/22
0	(4x) last at Cle.	12/03/50
0	at Cle.	12/03/50
0	(5x) last at Cle.	12/03/50
0	at Sea.	12/18/23
0	at Sea.	12/18/23
0	at Sea.	12/18/23
0	at NYG	01/07/24
0	at Ari.	12/31/23
0.0	at Ari.	12/31/23
0	(11x) last at NYJ	10/14/07
0	(11x) last at NYJ	10/14/07



GAMES PLAYED

Rk	Player	Games (Starts)
1.	David Akers (K) (1999-2010)	19 (0)
2.	Brian Dawkins (S) (1996-2008)	18 (18)
3t.	Jon Runyan (T) (2000-08)	17 (17)
	Tra Thomas (T) (1998-2008)	17 (17)
5.	Donovan McNabb (QB) (1999-2009)	16 (16)
6t.	Koy Detmer (QB) (1998-2006)	13 (0)
	Sheldon Brown (CB) (2002-09)	13 (10)
8t.	Fletcher Cox (DT) (2012-23)	12 (12)
	Jason Kelce (C) (2011-23)	12 (12)
	Quintin Mikell (S) (2003-10)	12 (5)
	Mike Bartrum (LS/TE) (2000-06)	12 (0)
	Todd Pinkston (WR) (2000-04)	12 (10)
	Corey Simon (DT) (2000-04)	12 (12)
	Bobby Taylor (CB) (1995-2003)	12 (12)
	Darwin Walker (DT) (2001-06)	12 (9)

SCORING

MOST POINTS, Career

- 134 David Akers (19 games)
- 71 Jake Elliott (11 games)**
- 36 Brian Westbrook (11 games)
- 36 Harold Carmichael (7 games)
- 36 Tony Franklin (6 games)
- 36 Wilbert Montgomery (7 games)

MOST POINTS, Game

- 20 Jalen Hurts (2/12/23 vs. Chiefs) SB57**
- 16 Gary Anderson (12/30/95 vs. Lions) NFC-WC
- 15 David Akers (1/19/02 at Bears) NFC-D
- 14 David Akers (1/4/09 at Vikings) NFC-WC
- 12 11x, last: Alshon Jeffery (1/21/18 vs. Vikings) NFC-C

MOST TOUCHDOWNS, Career

- 6 Brian Westbrook (11 games)
- 6 Harold Carmichael (7 games)
- 6 Wilbert Montgomery (7 games)
- 5 Jalen Hurts (5 games), Duce Staley (7 games)**
- 4 Donovan McNabb (16 games)
- 3 Alshon Jeffery (5 games), LeGarrette Blount (3 games), Steve Van Buren (4 games), Fred Barnett (5 games), Brent Celek (9 games), Chad Lewis (11 games)

MOST TOUCHDOWNS, Game

- 3 Jalen Hurts (2/12/23 vs. Chiefs) SB57**
- 2 11x, last: Miles Sanders (1/29/23 vs. 49ers) NFC-C

MOST POINTS AFTER TOUCHDOWN, Career

- 41 David Akers (19 games)
- 23 Jake Elliott (11 games)**

MOST POINTS AFTER TOUCHDOWN, Game

- 7 Gary Anderson (12/30/95 vs. Lions) NFC-WC
- 5 2x, last: Jake Elliott (1/21/23 vs. Giants) NFC-D**
- 4 4x, last: Jake Elliott (1/29/23 vs. 49ers) NFC-C**

MOST FIELD GOALS, Career

- 31 David Akers (19 games)
- 16 Jake Elliott (11 games)**
- 7 Tony Franklin (6 games)
- 5 Roger Ruzek (4 games)

MOST FIELD GOALS, Game

- 4 David Akers (1/4/09 at Vikings) NFC-WC
- 4 David Akers (1/19/02 at Bears) NFC-D
- 4 Luis Zendejas (12/31/88 at Bears) NFC-D
- 3 Jake Elliott (1/5/20 vs. Seahawks) NFC-WC**
- 3 Jake Elliott (2/4/18 vs. Patriots) SB52**
- 3 Jake Elliott (1/13/18 vs. Falcons) NFC-D**
- 3 David Akers (1/11/09 at Giants) NFC-D
- 3 David Akers (1/7/07 vs. Giants) NFC-WC
- 3 Gary Anderson (12/30/95 vs. Lions) NFC-WC

LONGEST FIELD GOALS

- 53 Jake Elliott (1/13/18 vs. Falcons) NFC-D**
- 51 David Akers (1/4/09 at Vikings) NFC-WC
- 48 David Akers (1/7/07 vs. Giants) NFC-WC
- 47 Jake Elliott (1/15/24 at Buccaneers) NFC-WC**
- 46 Jake Elliott (1/5/20 vs. Seahawks) NFC-WC**
- 46 Jake Elliott (2/4/18 vs. Patriots) SB52**
- 46 David Akers (1/27/02 at Rams) NFC-C
- 46 David Akers (1/19/02 at Bears) NFC-D
- 45 David Akers (1/18/09 at Cardinals) NFC-C
- 45 David Akers (1/4/09 at Vikings) NFC-WC

PASSING

MOST PASSES ATTEMPTED, Career

- 577 Donovan McNabb (16 games)
- 226 Ron Jaworski (7 games)
- 214 Randall Cunningham (7 games)
- 210 Nick Foles (6 games)

MOST PASSES ATTEMPTED, Game

- 54 Randall Cunningham (12/31/88 at Bears) NFC-D
- 51 Donovan McNabb (2/6/05 vs. Patriots) SB39
- 49 Donovan McNabb (1/19/03 vs. Buccaneers) NFC-C
- 47 Donovan McNabb (1/18/09 at Cardinals) NFC-C

MOST PASSES COMPLETED, Career

- 341 Donovan McNabb (16 games)
- 143 Nick Foles (6 games)
- 113 Randall Cunningham (7 games)
- 106 Jalen Hurts (5 games)**
- 103 Ron Jaworski (7 games)

MOST PASSES COMPLETED, Game

- 30 Donovan McNabb (2/6/05 vs. Patriots) SB39
- 28 Nick Foles (2/4/18 vs. Patriots) SB52
- 28 Donovan McNabb (1/18/09 at Cardinals) NFC-CG
- 27 Jalen Hurts (2/12/23 vs. Chiefs) SB57**
- 27 Randall Cunningham (12/31/88 at Bears) NFC-D
- 27 Tommy Thompson (12/28/47 at Chicago Cardinals) NFL-CG

MOST YARDS GAINED, Career

- 3,752 Donovan McNabb (16 games)
- 1,633 Nick Foles (6 games)
- 1,390 Randall Cunningham (7 games)
- 1,319 Ron Jaworski (7 games)

MOST YARDS GAINED, Game

- 407 Randall Cunningham (12/31/88 at Bears) NFC-D
- 375 Donovan McNabb (1/18/09 at Cardinals) NFC-CG
- 373 Nick Foles (2/4/18 vs. Patriots) SB52
- 357 Donovan McNabb (2/6/05 vs. Patriots) SB39
- 352 Nick Foles (1/21/18 vs. Vikings) NFC-CG

MOST TOUCHDOWN PASSES, Career

- 24 Donovan McNabb (16 games)
- 11 Nick Foles (6 games)
- 9 Ron Jaworski (7 games)
- 5 Jalen Hurts (5 games)**
- 4 Tommy Thompson (4 games)

**MOST TOUCHDOWN PASSES, Game**

3	Nick Foles (2/4/18 vs. Patriots) SB52
3	Nick Foles (1/21/18 vs. Vikings) NFC-CG
3	Donovan McNabb (1/18/09 at Cardinals) NFC-CG
3	Donovan McNabb (2/6/05 vs. Patriots) SB39
3	Rodney Peete (12/30/95 vs. Lions) NFC-WC
3	Ron Jaworski (12/23/79 vs. Bears) NFC-WC

LONGEST PASS PLAY

76t	Michael Vick to Jeremy Maclin (1/9/10 at Cowboys) NFC-WC
75t	Jeff Garcia to Donté Stallworth (1/13/07 at Saints) NFC-D
71t	Donovan McNabb to Brian Westbrook (1/4/09 at Vikings) NFC-WC
66	Randall Cunningham to Keith Jackson (1/5/91 vs. Washington) NFC-WC
65	Randall Cunningham to Keith Jackson (12/31/88 at Bears) NFC-D

RUSHING**MOST ATTEMPTS, Career**

141	Wilbert Montgomery (7 games)
129	Brian Westbrook (11 games)
93	Duce Staley (7 games)
93	Steve Van Buren (4 games)
72	Donovan McNabb (16 games)

MOST ATTEMPTS, Game

31	Steve Van Buren (12/18/49 at LA Rams) NFL-CG
26	4x, last: Montgomery (1/11/81 vs. Cowboys) NFC-CG
22	Chris Warren (12/31/00 vs. Buccaneers) NFC-WC

LONGEST RUN FROM SCRIMMAGE

62t	Brian Westbrook (1/13/07 at Saints) NFC-D
55	Wilbert Montgomery (1/11/81 vs. Cowboys) NFC-CG
49t	Brian Westbrook (1/7/07 vs. Giants) NFC-WC
49	Steve Van Buren (12/18/49 at LA Rams) NFL-CG
42	Wilbert Montgomery (1/11/81 vs. Cowboys) NFC-CG

MOST YARDS GAINED, Career

591	Brian Westbrook (11 games)
518	Wilbert Montgomery (7 games)
422	Donovan McNabb (16 games)
384	Duce Staley (7 games)
365	Steve Van Buren (4 games)

MOST YARDS GAINED, Game (includes all 100-yard performances)

196	Steve Van Buren (12/18/49 at LA Rams) NFL-CG
194	Wilbert Montgomery (1/11/81 vs. Cowboys) NFC-CG
141	Brian Westbrook (1/7/07 vs. Giants) NFC-WC
112	Kenneth Gainwell (1/21/23 vs. Giants) NFC-D
116	Brian Westbrook (1/13/07 at Saints) NFC-D
107	Donovan McNabb (1/11/04 vs. Packers) NFC-D
105	Heath Sherman (1/3/93 at Saints) NFC-WC

MOST TOUCHDOWNS RUSHING, Career

6	Wilbert Montgomery (7 games)
5	Jalen Hurts (5 games)
4	Donovan McNabb (16 games)
3	Boston Scott (8 games)
3	LeGarrette Blount (3 games)
3	Brian Westbrook (11 games)
2	Miles Sanders (4 games)
2	Steve Van Buren (4 games)
2	Duce Staley (7 games)

MOST TOUCHDOWNS, Game

3	Jalen Hurts (2/12/23 vs. Chiefs) SB57
2	Miles Sanders (1/29/23 vs. 49ers) NFC-C
2	Brian Westbrook (1/13/07 at Saints) NFC-D
2	Wilbert Montgomery (12/27/81 vs. Giants) NFC WC
2	Wilbert Montgomery (1/3/81 vs. Vikings) NFC-D

RECEIVING**MOST RECEPTIONS, Career**

38	Chad Lewis (11 games)
35	Dallas Goedert (8 games)
35	Duce Staley (7 games)
33	Zach Ertz (7 games)
33	Brian Westbrook (11 games)
32	Todd Pinkston (12 games)

MOST RECEPTIONS, Game

10	Brent Celek (1/18/09 at Cardinals) NFC-CG
9	Nelson Agholor (2/4/18 vs. Patriots) SB52
9	Terrell Owens (2/6/05 vs. Patriots) SB39
9	Keith Byars (12/31/89 vs. LA Rams) NFC-WC and (12/31/88 at Bears) NFC-D
8	DeVonta Smith (1/15/24 at Buccaneers) NFC-WC
8	Zach Ertz (1/21/18 vs. Vikings) NFC-CG
8	Duce Staley (1/27/02 at Rams) NFC-CG
8	Fred Barnett (12/30/95 vs. Lions) NFC-WC
8	Jack Ferrante (12/28/47 at Chicago Cardinals) NFL-CG

MOST YARDS GAINED, Career

465	Harold Carmichael (7 games)
433	Todd Pinkston (12 games)
409	Chad Lewis (11 games)
405	DeVonta Smith (5 games)
364	Alshon Jeffery (5 games)
360	Zach Ertz (7 games)
347	Dallas Goedert (8 games)
334	Brian Westbrook (11 games)

MOST YARDS GAINED, Game (includes all 100-yard performances)

148	DeVonta Smith (1/15/24 at Buccaneers) NFC-WC
146	Jeremy Maclin (1/9/10 at Cowboys) NFC WC
142	Keith Jackson (12/31/88 at Bears) NFC-D
122	Kevin Curtis (1/18/09 at Cardinals) NFC-C
122	Terrell Owens (2/6/05 vs. Patriots) SB39
116	Keith Jackson (1/5/91 vs. Washington) NFC-WC
111	Harold Carmichael (12/23/79 vs. Bears) NFC-WC
100	DeVonta Smith (2/12/23 vs. Chiefs) SB57
100	Corey Clement (2/4/18 vs. Patriots) SB52

MOST TOUCHDOWNS, Career

6	Harold Carmichael (7 games)
3	Dallas Goedert (8 games)
3	Alshon Jeffery (5 games)
3	Brent Celek (9 games)
3	Brian Westbrook (11 games)
3	Fred Barnett (5 games)
3	Chad Lewis (11 games)
3	Duce Staley (7 games)

MOST TOUCHDOWNS, Game

2	Alshon Jeffery (1/21/18 vs. Vikings) NFC-CG
2	Brent Celek (1/18/09 at Cardinals) NFC-CG
2	Chad Lewis (1/23/05 vs. Falcons) NFC-C
2	Fred Barnett (1/3/93 at Saints) NFC-WC
2	Harold Carmichael (12/23/79 vs. Bears) NFC-WC

**INTERCEPTIONS****MOST INTERCEPTIONS, Career**

- 5 Herman Edwards (7 games)
- 4 Brian Dawkins (18 games)
- 3 Damon Moore (5 games), Eric Allen (5 games), Seth Joyner (5 games), Roynell Young (5 games)

MOST INTERCEPTIONS, Game

- 2 Damon Moore (1/12/02 vs. Buccaneers) NFC-WC
- 2 Eric Allen (1/3/93 at Saints) NFC-WC
- 2 Herman Edwards (1/3/81 vs. Vikings) NFC-D
- 2 Roynell Young (1/3/81 vs. Vikings) NFC-D

LONGEST INTERCEPTION RETURN

- 59t Damon Moore (1/12/02 vs. Buccaneers) NFC-WC
- 50t Patrick Robinson (1/21/18 vs. Vikings) NFC-CG
- 44t Asante Samuel (1/4/09 at Vikings) NFC-WC
- 39t Bobby Taylor (1/11/03 vs. Falcons) NFC-D
- 37 Jerry Robinson (12/29/79 at Buccaneers) NFC-D

MOST INTERCEPTION RETURN YARDS, Career

- 77 Damon Moore (5 games)
- 75 Brian Dawkins (18 games)
- 69 Asante Samuel (5 games)

MOST INTERCEPTION RETURN YARDS, Game

- 59 Damon Moore (1/12/02 vs. Buccaneers) NFC-WC
- 50 Patrick Robinson (1/21/18 vs. Vikings) NFC-CG
- 44 Asante Samuel (1/4/09 at Vikings) NFC-WC
- 39 Bobby Taylor (1/11/03 vs. Falcons) NFC-D

SACKS**MOST SACKS, Career**

- 5.5 **Brandon Graham (11 games)**
- 4.0 Derrick Burgess (6 games)
- 4.0 Hugh Douglas (10 games)
- 4.0 Reggie White (5 games)

MOST SACKS, Game

- 2.0 Haason Reddick (1/29/23 vs. 49ers) NFC-C
- 2.0 Darwin Walker (1/13/07 at Saints) NFC-D
- 2.0 Derrick Burgess (1/23/05 vs. Falcons) NFC-C
- 2.0 Hugh Douglas (12/31/00 vs. Buccaneers) NFC-WC

KICKOFF RETURNS**MOST KICKOFF RETURNS, Career**

- 22 Brian Mitchell (7 games)
- 11 Billy Campfield (7 games)

MOST KICKOFF RETURNS, Game

- 6 Brian Mitchell (1/27/02 at StL Rams) NFC-CG
- 5 7x, last: Brad Smith (1/4/14 vs. Saints) NFC-WC

MOST YARDS, Career

- 522 Brian Mitchell (7 games)

**SCORING****MOST POINTS, Game**

58	vs. Lions (12/30/95) NFC-WC
41	vs. Patriots (2/4/18) SB52
38	vs. Giants (1/21/23) NFC-D
38	vs. Vikings (1/21/18) NFC-CG
36	at Saints (1/3/93) NFC-WC

MOST POINTS, BOTH TEAMS, Game

95	vs. Lions (12/30/95) NFC-WC; Eagles 58, Lions 37
74	vs. Patriots (2/4/18) SB52; Eagles 41, Patriots 33
73	vs. Chiefs (2/12/23) SB57; Eagles 35, Chiefs 38
57	at Cardinals (1/18/09) NFC-CG; Eagles 25, Cardinals 32
56	at Saints (1/3/93) NFC-WC; Eagles 36, Saints 20

FEWEST POINTS, BOTH TEAMS, Game

7	vs. Chicago Cardinals (12/19/48) NFL-CG; Eagles 7, Cardinals 0
14	at 49ers (12/29/96) NFC-WC; 49ers 14, Eagles 0
14	at LA Rams (12/18/49) NFL-CG; Eagles 14, Rams 0

LARGEST MARGIN OF VICTORY, Game

31	vs. Giants (1/21/23) NFC-D; Eagles 38, Giants 7
31	vs. Vikings (1/21/18) NFC-CG; Eagles 38, Vikings 7
24	vs. 49ers (1/29/23) NFC-C; Eagles 31, 49ers 7
22	vs. Buccaneers (1/12/02) NFC-WC; Eagles 31, Buccaneers 9
21	2x: vs. Lions (12/30/95) NFC-WC; Eagles 58, Lions 37 & at Steelers (12/21/47) NFL-D; Eagles 21, Steelers 0

TOUCHDOWNS**MOST TOUCHDOWNS, Game**

7	vs. Lions (12/30/95) NFC-WC
5	vs. Giants (1/21/23) NFC-D
5	vs. Patriots (2/4/18) SB52
5	vs. Vikings (1/21/18) NFC-CG
4	5x, last: vs. Chiefs (2/12/23) SB57

MOST TOUCHDOWNS, BOTH TEAMS, Game

12	vs. Lions (12/30/95) NFC-WC; Eagles 7, Lions 5
9	vs. Patriots (2/4/18) SB52; Eagles 5, Patriots 4
8	vs. Chiefs (2/12/23) SB57; Eagles 4, Chiefs 4
7	3x, last: at Cardinals (1/18/09) NFC-C; Cardinals 4, Eagles 3

FEWEST TOUCHDOWNS, BOTH TEAMS, Game

1	vs. Chicago Cardinals (12/19/48) NFL-CG; Eagles 1, Cardinals 0
2	9x, last: vs. Seahawks (1/5/20) NFC-WC; Eagles 0, Seahawks 2

FIELD GOALS**MOST FIELD GOALS, Game**

4	at Vikings (1/4/09) NFC-WC
4	at Bears (1/19/02) NFC-D
4	at Bears (12/31/88) NFC-D

MOST FIELD GOALS, BOTH TEAMS, Game

6	at Giants (1/11/09) NFC-D
6	at Bears (12/31/88) NFC-D; Eagles 4, Bears 2
5	vs. Patriots (2/4/18) SB52; Eagles 3, Patriots 2
5	vs. Saints (1/4/14) NFC-WC; Eagles 1, Saints 4
5	vs. Giants (1/7/07) NFC-WC; Eagles 3, Giants 3
5	at Bears (1/19/02) NFC-D; Eagles 4, Bears 1

MOST FIELD GOALS ATTEMPTED, Game

5	at Bears (12/31/88) NFC-D
4	at Vikings (1/4/09) NFC-WC
4	at Bears (1/19/02) NFC-D
4	vs. Lions (12/30/95) NFC-WC

MOST FGS ATTEMPTED, BOTH TEAMS, Game

9	at Bears (12/31/88) NFC-D; Eagles 5, Bears 4
8	at Giants (1/11/09) NFC-D; Eagles 3, Giants 5
6	vs. Patriots (2/4/18) SB52; Eagles 3, Patriots 3
6	vs. Saints (1/4/14) NFC-WC; Eagles 2, Saints 4
6	vs. Falcons (1/11/03) NFC-D; Eagles 3, Falcons 3

TOTAL NET YARDS**MOST YARDS GAINED, Game**

538	vs. Patriots (2/4/18) SB52
456	vs. Vikings (1/21/18) NFC-CG
454	at Cardinals (1/18/09) NFC-CG
452	vs. Lions (12/30/95) NFC-WC
430	at Bears (12/31/88) NFC-D

FEWEST YARDS GAINED, Game

178	at Cowboys (1/10/93) NFC-D
186	at Giants (1/7/01) NFC-D

PASSING**MOST ATTEMPTS, Game**

55	at Bears (12/31/88) NFC-D
51	vs. Patriots (2/6/05) SB39

FEWEST ATTEMPTS, Game

9	at LA Rams (12/18/49) NFL-CG
12	vs. Chicago Cardinals (12/19/48) NFL-CG

MOST COMPLETIONS, Game

30	vs. Patriots (2/6/05) SB39
29	vs. Patriots (2/4/18) SB52
28	at Cardinals (1/18/09) NFC-CG
27	vs. Chiefs (2/12/23) SB57
27	at Bears (12/31/88) NFC-CG
27	at Chicago Cardinals (12/28/47) NFL-CG

FEWEST COMPLETIONS, Game

2	vs. Chicago Cardinals (12/19/48) NFL-CG
5	at LA Rams (12/18/49) NFL-CG

MOST YARDS GAINED, Game

378	at Bears (12/31/88) NFC-D
374	vs. Patriots (2/4/18) SB52
357	at Cardinals (1/18/09) NFC-CG

FEWEST YARDS GAINED, Game

7	vs. Chicago Cardinals (12/19/48) NFL-CG
68	at LA Rams (12/18/49) NFL-CG

MOST TIMES SACKED, Game

8	vs. Packers (1/11/04) NFC-D
7	vs. Seahawks (1/5/20) NFC-WC

MOST TOUCHDOWNS, Game

4	vs. Patriots (2/4/18) SB52
3	vs. Vikings (1/21/18) NFC-CG
3	at Cardinals (1/18/09) NFC-CG
3	vs. Patriots (2/6/05) SB39
3	vs. Lions (12/30/95) NFC-WC
3	vs. Bears (12/23/79) NFC-WC

RUSHING**MOST ATTEMPTS, Game**

61	at LA Rams (12/18/49) NFL-CG
57	vs. Chicago Cardinals (12/19/48) NFL-CG
52	at Steelers (12/21/47) NFL-D

**FEWEST ATTEMPTS, Game**

13	at Cowboys (1/9/10) NFC-WC
14	at Giants (1/7/01) NFC-D
15	at Buccaneers (1/15/24) NFC-WC
16	at Bears (12/31/88) NFC-D
16	at Saints (1/13/19) NFC-D

MOST YARDS GAINED, Game

274	at LA Rams (12/18/49) NFL-CG
268	vs. Giants (1/21/23) NFC-D
263	vs. Cowboys (1/11/81) NFC-CG
225	vs. Chicago Cardinals (12/19/48) NFL-CG

FEWEST YARDS GAINED, Game

42	at Buccaneers (1/15/24) NFC-WC
42	at Bears (1/6/19) NFC-WC
45	vs. Patriots (2/6/05) SB39

MOST TOUCHDOWNS, Game

4	vs. 49ers (1/29/23) NFC-C
3	vs. Chiefs (2/12/23) SB57
3	vs. Giants (1/21/23) NFC-D
3	vs. Vikings (1/3/81) NFC-D
2	6x, last: at Saints (1/13/07) NFC-D

FIRST DOWNS**MOST FIRST DOWNS, Game**

27	vs. Vikings (1/21/18) NFC-CG
26	vs. Giants (1/21/23) NFC-D
25	vs. Chiefs (2/12/23) SB57
25	vs. 49ers (1/29/23) NFC-C
25	vs. Patriots (2/4/18) SB52
24	vs. Patriots (2/6/05) SB39
24	vs. Vikings (1/3/81) NFL-D
23	vs. Vikings (1/16/05) NFC-D

FEWEST FIRST DOWNS, Game

11	at Giants (1/7/01) NFC-D
12	at Cowboys (1/10/93) NFC-D

MOST FIRST DOWNS, BOTH TEAMS, Game

54	vs. Patriots (2/4/18) SB52; Patriots 29, Eagles 25
49	vs. Vikings (1/21/18) NFC-CG; Eagles 27, Vikings 22
48	vs. Lions (12/30/95) NFC-WC; Lions 26, Eagles 22
46	vs. Chiefs (2/12/23) SB57; Eagles 25, Chiefs 21
45	vs. Patriots (2/6/05) SB39; Eagles 24, Patriots 21

FEWEST FIRST DOWNS, BOTH TEAMS, Game

24	3x, last: at LA Rams (12/18/49) NFL-CG; Eagles 17, Rams 7
----	---

MOST FIRST DOWNS, RUSHING, Game

17	vs. Giants (1/21/23) NFC-D
16	vs. Chicago Cardinals (12/19/48) NFL-CG
13	vs. Cowboys (1/11/81) NFC-CG

FEWEST FIRST DOWNS, RUSHING, Game

0	at Cowboys (1/9/10) NFC-WC
1	at Bears (12/31/88) NFC-D
2	3x, last: at Saints (1/13/19) NFC-D

MOST FIRST DOWNS, PASSING, Game

21	at Bears (12/31/88) NFC-D
19	vs. Patriots (2/4/18) SB52
19	vs. Vikings (1/21/18) NFC-CG
18	vs. Patriots (2/6/05) SB39

FEWEST FIRST DOWNS, PASSING, Game

0	vs. Chicago Cardinals (12/19/48) NFL-CG
4	at LA Rams (12/18/49) NFL-CG

PENALTIES**MOST PENALTIES, Game**

9	at Cowboys (1/9/10) NFC-WC
8	at Giants (1/11/09) NFC-D
8	vs. Lions (12/30/95) NFC-WC
8	at Buccaneers (12/29/79) NFC-D

FEWEST PENALTIES, Game

0	vs. Packers (12/26/60) NFL-CG
2	at StL Rams (1/27/02) NFC-CG
2	vs. Buccaneers (12/31/00) NFC-WC

MOST YARDS PENALIZED, Game

116	at Cowboys (1/9/10) NFC-WC
80	vs. Lions (12/30/95) NFC-WC
77	vs. Giants (1/7/07) NFC-WC
76	at Cowboys (1/10/93) NFC-D

FEWEST YARDS PENALIZED, Game

0	vs. Packers (12/26/60) NFL-CG
15	at StL Rams (1/27/02) NFC-CG

INTERCEPTIONS**MOST INTERCEPTIONS BY, Game**

6	vs. Lions (12/30/95) NFC-WC
5	vs. Vikings (1/3/81) NFC-D
4	vs. Buccaneers (1/12/02) NFC-WC

FUMBLES**MOST FUMBLES, Game**

6	vs. LA Rams (12/31/89) NFC-WC
5	vs. Giants (12/27/81) NFC-WC

MOST FUMBLES LOST, Game

3	at Cowboys (1/9/10) NFC-WC
2	12x, last: vs. Falcons (1/13/18) NFC-D

MOST FUMBLES COMMITTED BY OPPONENT, Game

5	vs. Cowboys (1/11/81) NFC-CG
4	vs. Packers (1/9/11) NFC-WC
3	6x, last: vs. 49ers (1/29/23) NFC-C

MOST FUMBLES LOST BY OPPONENT

3	5x, last: vs. 49ers (1/29/23) NFC-C
---	-------------------------------------

TURNOVERS**MOST TURNOVERS, Game**

4	4x, last at Dallas (1/9/10) NFC-WC
---	------------------------------------

FEWEST TURNOVERS, Game

0	9x, last: at Buccaneers (1/15/24) NFC-WC
---	--

PUNTING**MOST PUNTS, Game**

9	vs. LA Rams (12/31/89) NFC-WC
9	at Falcons (12/24/78) NFC-WC

FEWEST PUNTS, Game

1	vs. Patriots (2/4/18) SB52
1	at Cardinals (1/18/09) NFC-CG
2	vs. Chiefs (2/12/23) SB57
3	5x, last: vs. Giants (1/21/23) NFC-D

HIGHEST AVERAGE, PUNTING, Game

58.0	at Cardinals (1/18/09) NFC-CG
51.2	at Saints (1/3/93) NFC-WC
50.6	at Cowboys (1/9/10) NFC-WC
48.8	vs. Saints (1/4/14) NFC-WC
48.2	at Saints (1/13/19) NFC-D

LOWEST AVERAGE, PUNTING, Game

32.5	at Bears (12/31/88) NFC-D
------	---------------------------



TEAM (EAGLES)

WON IN OVERTIME.....	11/26/23 - vs. Buf., 37-34
WON BY SCORING IN LAST TWO MINUTES OF REGULATION.....	11/20/22 - at Ind., 17-16 (winning TD at 1:20)
TIED GAME BY SCORING IN LAST TWO MINUTES.....	11/26/23 - vs. Buf., 37-34 (tied score at 0:20 with FG)
WON IN PRIMETIME.....	11/20/23 - at KC, 21-17 (MNF)
SHUTOUT.....	12/30/18 - at Was., 24-0
WON BY 20+ POINTS.....	1/29/23 - vs. SF (NFCC), 31-7
WON AFTER TRAILING BY 20+ POINTS.....	12/19/10 - at NYG, 38-31 (NYG ahead 31-10 in 4th quarter)
HELD 28+ POINT LEAD.....	1/21/23 - vs. NYG (NFC Div.) (38-7, 4th Q)
HELD 21+ POINT LEAD.....	9/25/23 - at TB (25-3, 4th Q)
HELD 17+ POINT LEAD.....	12/25/23 - vs. NYG (20-3, 2nd Q)
SCORED 20+ POINTS IN QUARTER.....	10/29/23 - at Was., 38-31 (21, 4th Q)
SCORED 20+ POINTS IN HALF.....	12/31/23 - vs. Ari. 31-35 (21, 1st half)
HELD OPPONENT WITHOUT A TOUCHDOWN.....	9/12/21 - at Atl., 32-6
TOUCHDOWNS SCORED BY OFFENSE & DEFENSE.....	12/31/23 - vs. Ari., 31-35 (3 offense, 1 defense)
TOUCHDOWNS SCORED BY OFFENSE, DEFENSE & SPECIAL TEAMS.....	12/6/15 - at NE, 35-28 (2 offense, 1 defense, 2 ST)
NO TURNOVERS.....	1/15/24 - at TB, 9-32
TOUCHDOWN SCORED ON FIRST DRIVE.....	12/25/23 - vs. NYG, 33-25
SUCCESSFUL 2-POINT CONVERSION ATTEMPT.....	10/1/23 - K. Gainwell rush vs. Was.
FAILED 2-POINT CONVERSION ATTEMPT.....	1/15/24 - J. Hurts rush up the middle fails at TB

TOTAL OFFENSE (EAGLES)

500+ TOTAL NET YARDS OF OFFENSE.....	11/27/22 - vs. GB (500; 363 rushing, 137 passing)
400+ TOTAL NET YARDS OF OFFENSE.....	12/25/23 - vs. NYG (465; 170 rushing, 295 passing)

PASSING (EAGLES)

400+ NET YARDS PASSING BY TEAM.....	12/23/18 - vs. Hou. (462)
300+ NET YARDS PASSING BY TEAM.....	10/29/23 - at Was. (374)
INDIVIDUAL WITH 50+ PASS ATTEMPTS.....	12/9/19 - Carson Wentz (50-33-325-0-2TDs) vs. NYG
INDIVIDUAL WITH 40+ PASS ATTEMPTS.....	12/3/23 - Jalen Hurts (45-26-298-0-1TD) vs. SF
INDIVIDUAL WITH 30+ PASS COMPLETIONS.....	10/3/21 - Jalen Hurts (48-32-387-0-2TDs) vs. KC
INDIVIDUAL WITH 25+ PASS COMPLETIONS.....	1/15/24 - Jalen Hurts (35-25-250-0-1TD) at TB
INDIVIDUAL 300+ YARD PASSING GAME.....	12/25/23 - Jalen Hurts (38-24-301-1-1TD) vs. NYG
CONSECUTIVE 300+ YARD PASSING GAMES.....	10/1/23-10/8/23 - Jalen Hurts (37-25-319-0-2TDs) vs. Was. & (38-25-303-1-1TD) at LAR
INDIVIDUAL WITH 4+ TOUCHDOWN PASSES.....	10/29/23 - Jalen Hurts (38-29-319-0-4TDs) at Was.
INDIVIDUAL WITH 3+ TOUCHDOWN PASSES.....	12/31/23 - Jalen Hurts (23-18-167-1-3TDs) vs. Ari.
NO SACKS ALLOWED.....	12/31/23 - vs. Ari. (24 attempts - J. Hurts and K. Gainwell)

RUSHING (EAGLES)

300+ NET YARDS RUSHING BY TEAM.....	11/27/22 - vs. GB (363)
200+ NET YARDS RUSHING BY TEAM.....	9/25/23 - at TB (201)
INDIVIDUAL 200+ YARD RUSHING GAME.....	12/8/13- LeSean McCoy (29-217-2TDs) vs. Det.
INDIVIDUAL 150+ YARD RUSHING GAME.....	11/27/22 - Jalen Hurts (17-157-0TD) vs. GB
INDIVIDUAL 100+ YARD RUSHING GAME.....	9/25/23 - D. Swift (16-130-0TD) at TB
TWO 100+ YARD RUSHERS IN SAME GAME.....	11/27/22 - Jalen Hurts (17-157-0TD) & Miles Sanders (21-143-2TDs) vs. GB
CONSECUTIVE 100+ YARD RUSHING GAMES.....	9/14/23-9/25/23 - D. Swift (28-175-1TD) vs. Min. & (16-130-0TD) at TB
COMBINED 200+ YARDS RUSHING BY TWO PLAYERS.....	9/14/23 - 215 by D. Swift (28-175-1TD) & B. Scott (5-40-0TD) vs. Min.
INDIVIDUAL WITH 30+ CARRIES.....	9/9/13 - LeSean McCoy (31-184-1TD) at Was.
INDIVIDUAL WITH 25+ CARRIES.....	9/14/23 - D. Swift (28-175-1TD) vs. Min.
RUSHING PLAY OF 80+ YARDS.....	12/13/20 - 82t by Miles Sanders vs. NO
RUSHING PLAY OF 60+ YARDS.....	12/13/20 - 82t by Miles Sanders vs. NO
RUSHING PLAY OF 40+ YARDS.....	9/14/23 - 43 by D'Andre Swift vs. Min.
INDIVIDUAL WITH 3+ RUSHING TOUCHDOWNS.....	2/12/23 - Jalen Hurts (15-70-3TDs) vs. KC (SB)
INDIVIDUAL WITH 2+ RUSHING TOUCHDOWNS.....	12/18/23 - Jalen Hurts (13-82-2TDs) at Sea.

RECEIVING (EAGLES)

INDIVIDUAL WITH 10+ RECEPTIONS.....	10/22/23 - A.J. Brown (10-137-1TD) vs. Mia.
INDIVIDUAL WITH 150+ YARD RECEIVING GAME.....	10/1/23 - A.J. Brown (9-175-2TDs) vs. Was.
INDIVIDUAL WITH 100+ YARD RECEIVING GAME.....	1/15/24 - DeVonta Smith (8-148-0TD) at TB
TWO-OR-MORE 100+ YARD RECEIVERS IN SAME GAME.....	10/8/23 - A.J. Brown (6-127-0TD) & Dallas Goedert (8-117-1TD) at LAR
CONSECUTIVE 100+ YARD RECEIVING GAMES.....	9/25/23-10/29/23 - A.J. Brown (9-131-0TD) at TB, (9-175-2TDs) vs. Was., (6-127-0TD) at LAR, (7-131-0TD) at NYJ, (10-137-1TD) vs. Mia., (8-130-2TDs) at Was.



INDIVIDUAL WITH 3+ TD RECEPTIONS.....	10/30/22 - A.J. Brown (6-156-3TDs) vs. Pit.
INDIVIDUAL WITH 2+ TD RECEPTIONS.....	10/29/23 - A.J. Brown (8-130-2TDs) at Was.
PASS PLAY OF 80+ YARDS.....	9/19/21 - 91, Jalen Hurts to Quez Watkins vs. SF
PASS PLAY OF 60+ YARDS.....	9/14/23 - 63t, Jalen Hurts to DeVonta Smith vs. Min.
PASS PLAY OF 40+ YARDS.....	1/15/24 - 55, Jalen Hurts to DeVonta Smith at TB

NOTABLE OFFENSIVE COMBINATIONS (EAGLES)

LED TEAM IN RUSHING & RECEIVING YARDS IN SAME GAME.....	12/29/19 - Boston Scott (19-54-3TDs rush, 4-84 rec.) at NYG
100+ YARD RUSHER & 100+ YARD RECEIVER IN SAME GAME.....	9/25/23 - D'Andre Swift (16-130-0TD rush) & A.J. Brown (9-131-0TD rec.) at TB
100+ YARD RUSHER, 100+ YARD RECEIVER & 300+ YARD PASSER IN SAME GAME.....	9/23/07 - Brian Westbrook (14-110-2TDs rush & 5-111-1TD rec.), Kevin Curtis (11-221-3TDs rec.) & Donovan McNabb (26-21-381-0-4TDs) vs. Det.
INDIVIDUAL WITH 1+ RUSHING TD & 1+ RECEIVING TD IN SAME GAME.....	12/15/19 - Miles Sanders (19-122-1TD rush, 6-50-1TD rec.) at Was.
INDIVIDUAL WITH 1+ PASSING TD & 1+ RUSHING TD IN SAME GAME.....	12/25/23 - J. Hurts (38-24-301-1-1TD passing, 8-34-1TD rushing) vs. NYG
INDIVIDUAL WITH 1+ PASSING TD & 1+ RECEIVING TD IN SAME GAME.....	2/4/18 - Nick Foles (43-28-373-1-3TDs passing, 1-1-1TD receiving) at NE

DEFENSE (EAGLES)

HELD OPPONENT UNDER 200 YARDS TOTAL OFFENSE.....	9/25/23 - at TB (174; 41 rushing, 133 passing)
HELD OPPONENT UNDER 300 YARDS TOTAL OFFENSE.....	12/25/23 - vs. NYG (292; 106 rushing, 186 passing)
HELD OPPONENT UNDER 50 YARDS RUSHING.....	10/22/23 - vs. Mia. (45)
HELD OPPONENT UNDER 75 YARDS RUSHING.....	11/5/23 - vs. Dal. (73)
HELD OPPONENT UNDER 100 YARDS RUSHING.....	11/5/23 - vs. Dal. (73)
HELD OPPONENT UNDER 100 NET YARDS PASSING.....	1/29/23 - vs. SF (NFCC) (83)
HELD OPPONENT UNDER 150 NET YARDS PASSING.....	9/25/23 - at TB (133)
INTERCEPTION RETURN FOR TOUCHDOWN.....	12/31/23 - S. Brown, 99 yards (QB K. Murray) vs. Ari.
INDIVIDUAL WITH 3+ INTERCEPTIONS.....	10/16/11 - K. Coleman (3) at Was. (QB R. Grossman)
INDIVIDUAL WITH 2+ INTERCEPTIONS.....	10/16/22 - C. Gardner-Johnson (2) vs. Dal. (QB C. Rush)
FUMBLE RECOVERED FOR TOUCHDOWN.....	12/10/23 - J. Carter fumble recovery at DAL 42 (forced by F. Cox) at Dal.
SAFETY SCORED.....	9/25/23 - R. White up the middle tackled in end zone for -1 yards
7.0+ SACKS.....	1/1/23 - vs. NO (7.0)
6.0+ SACKS.....	1/1/23 - vs. NO (7.0)
5.0+ SACKS.....	11/5/23 - vs. Dal. (5.0)
INDIVIDUAL WITH 3.0+ SACKS.....	10/1/23 - N. Morrow (3.0 sacks of S. Howell) vs. Was.
INDIVIDUAL WITH 2.0+ SACKS.....	12/10/23 - H. Reddick (2.0 sacks of D. Prescott) at Dal.

SPECIAL TEAMS (EAGLES)

KICKOFF RETURN FOR TOUCHDOWN.....	10/23/16 - Josh Huff, 98 yards vs. Min.
KICKOFF RETURN FOR TOUCHDOWN TO START GAME.....	11/23/14 - Josh Huff, 107 yards vs. Ten.
PUNT RETURN FOR TOUCHDOWN.....	12/6/20 - Jalen Reagor, 73 yards at GB
BLOCKED PUNT RECOVERED FOR TOUCHDOWN.....	12/6/15 - N. Goode returned R. Allen's blocked punt (blocked by C. Maragos) 24 yards at NE
BLOCKED PUNT.....	10/10/21 - T. Edwards blocked punt by J. Charlton at Car.
BLOCKED PAT.....	9/20/20 - M. Jackson, PAT attempt by S. Sloman vs. LAR
BLOCKED FIELD GOAL.....	11/26/23 - J. Carter, 34-yd attempt by T. Bass vs. Buf.
BLOCKED FIELD GOAL RETURNED FOR TOUCHDOWN.....	10/23/05 - Matt Ware, 65-yd. return after Quintin Mikell blocked a 40-yd. att. by Nate Kaeding vs. SD
INDIVIDUAL WITH 5+ FIELD GOALS.....	1/8/23 - J. Elliott (5-5) vs. NYG
INDIVIDUAL WITH 4+ FIELD GOALS.....	12/25/23 - J. Elliott (4-4) vs. NYG
SUCCESSFUL ONSIDE KICK ATTEMPT.....	9/17/17 - J. Elliott kick recovered by T. Burton at KC (4th Q)
FAILED ONSIDE KICK ATTEMPT.....	12/3/23 - J. Elliott kick recovered by C. McCaffrey vs. SF (4th Q)
TOUCHDOWN OFF FAKE FIELD GOAL ATTEMPT.....	12/24/89 - C. Carter 22-yard pass from R. Ruzek vs. Pho.
TOUCHDOWN OFF FAKE PUNT.....	9/29/02 - B. Dawkins 57 yard pass from B. Mitchell vs. Hou



TEAM (OPPONENT)

WON IN OVERTIME.....	12/9/18 - at Dal., 23-29
WON BY SCORING IN LAST TWO MINUTES OF REGULATION.....	12/31/23 - vs. Ari., 31-35 (winning rushing TD at 0:32)
TIED GAME BY SCORING IN LAST TWO MINUTES.....	10/1/23 - vs. Was., 34-31 OT (tied game at 0:02)
WON IN PRIMETIME.....	1/15/24 - at TB (MNF), 9-32
SHUTOUT.....	12/31/17 - vs. Dal., 0-6
WON BY 20+ POINTS.....	1/15/24 - at TB, 9-32
WON AFTER TRAILING BY 20+ POINTS.....	10/2/11 - vs. SF, 23-24 (PHI ahead 23-3 in 3rd quarter)
HELD 28+ POINT LEAD.....	1/16/22 - at TB, 15-31
HELD 21+ POINT LEAD.....	1/15/24 - at TB, 9-32
HELD 17+ POINT LEAD.....	1/15/24 - at TB, 9-32
SCORED 20+ POINTS IN QUARTER.....	1/7/24 - at NYG, 10-27 (21, 2nd Q)
SCORED 20+ POINTS IN HALF.....	1/7/24 - at NYG, 10-27 (24, 1st half)
HELD OPPONENT WITHOUT A TOUCHDOWN.....	1/5/20 - vs. Sea., 9-17
TOUCHDOWNS SCORED BY OFFENSE & DEFENSE.....	12/25/23 - vs. NYG, 33-25 (2 offense, 1 defense)
TOUCHDOWNS SCORED BY OFFENSE, DEFENSE & SPECIAL TEAMS.....	11/16/14 - at GB, 53-20 (4 off., 2 def., 1 ST)
NO TURNOVERS.....	1/15/24 - at TB, 9-32
TOUCHDOWN SCORED ON FIRST DRIVE.....	12/10/23 - at Dal., 13-33
SUCCESSFUL 2-POINT CONVERSION ATTEMPT.....	12/31/23 - K. Murray passes short left to J. Conner vs. Ari.
FAILED 2-POINT CONVERSION ATTEMPT.....	11/5/23 - D. Prescott failed rushing attempt to right end vs. Dal.

TOTAL OFFENSE (OPPONENT)

500+ TOTAL NET YARDS OF OFFENSE.....	11/26/23 - vs. Buf. (505; 173 rushing, 332 passing)
400+ TOTAL NET YARDS OF OFFENSE.....	1/15/24 - at TB (426; 119 rushing, 307 passing)

PASSING (OPPONENT)

400+ NET YARDS PASSING BY TEAM.....	12/20/20 - at Ari. (423)
300+ NET YARDS PASSING BY TEAM.....	1/15/24 - at TB (307)
INDIVIDUAL WITH 50+ PASS ATTEMPTS.....	11/26/23 - Josh Allen (51-29-339-1-2TDs) vs. Buf.
INDIVIDUAL WITH 40+ PASS ATTEMPTS.....	11/26/23 - Josh Allen (51-29-339-1-2TDs) vs. Buf.
INDIVIDUAL WITH 30+ PASS COMPLETIONS.....	10/29/23 - Sam Howell (52-39-397-1-4TDs) at Was.
INDIVIDUAL WITH 25+ PASS COMPLETIONS.....	12/31/23 - Kyler Murray (31-25-232-1-3TDs) vs. Ari.
INDIVIDUAL 300+ YARD PASSING GAME.....	1/15/24 - Baker Mayfield (36-22-337-0-3TDs) at TB
CONSECUTIVE 300+ YARD PASSING GAMES.....	11/26/23 - 12/3/23 - Josh Allen (51-29-339-1-2TDs) vs. Buf. & Brock Purdy (27-19-314-0-4TDs) vs. SF
INDIVIDUAL WITH 4+ TOUCHDOWN PASSES.....	12/3/23 - Brock Purdy (27-19-314-0-4TDs) vs. SF
INDIVIDUAL WITH 3+ TOUCHDOWN PASSES.....	1/15/24 - Baker Mayfield (36-22-337-0-3TDs) at TB
NO SACKS ALLOWED.....	2/12/23 - vs. KC (SB) (27 attempts - P. Mahomes)

RUSHING (OPPONENT)

300+ NET YARDS RUSHING BY TEAM.....	9/25/60 - vs. Cle. (329)
200+ NET YARDS RUSHING BY TEAM.....	12/31/23 - vs. Ari. (221)
INDIVIDUAL 200+ YARD RUSHING GAME.....	11/22/15 - Doug Martin (27-235-0TD) vs. TB
INDIVIDUAL 150+ YARD RUSHING GAME.....	11/11/18 - Ezekiel Elliott (19-151-1TD) vs. Dal.
INDIVIDUAL 100+ YARD RUSHING GAME.....	12/31/23 - James Conner (26-128-1TD) vs. Ari.
TWO 100+ YARD RUSHERS IN SAME GAME.....	10/30/05 - M. Anderson (21-126-1TD) and T. Bell (14-107-2TDs) at Den.
CONSECUTIVE 100+ YARD RUSHING GAMES.....	10/3/21-10/10/21 - C. Edwards-Helaire (14-102-0TD) vs. KC; C. Hubbard (24-101-0TD) at Car.
COMBINED 200+ YARDS RUSHING BY TWO PLAYERS.....	11/20/15 - 187 by D. Johnson (29-187-3TDs) & K. Williams (6-34-0TD) vs. Ari.
INDIVIDUAL WITH 30+ CARRIES.....	12/14/14 - DeMarco Murray (31-81-2TDs) vs. Dal.
INDIVIDUAL WITH 25+ CARRIES.....	12/31/23 - James Conner (26-128-1TD) vs. Ari.
RUSHING PLAY OF 80+ YARDS.....	10/22/20 - 80 by Daniel Jones vs. NYG
RUSHING PLAY OF 60+ YARDS.....	12/6/20 - 77t by Aaron Jones vs. GB
RUSHING PLAY OF 40+ YARDS.....	9/11/22 - 50 by D'Andre Swift at Det.
INDIVIDUAL WITH 3+ RUSHING TOUCHDOWNS.....	12/20/15 - David Johnson (29-187-3TDs) vs. Ari.
INDIVIDUAL WITH 2+ RUSHING TOUCHDOWNS.....	1/7/24 - Saquon Barkley (18-46-2TDs) at NYG

RECEIVING (OPPONENT)

INDIVIDUAL WITH 10+ RECEPTIONS.....	11/5/23 - C. Lamb (11-191-0TD) vs. Dal.
INDIVIDUAL WITH 150+ YARD RECEIVING GAME.....	11/5/23 - C. Lamb (11-191-0TD) vs. Dal.
INDIVIDUAL WITH 100+ YARD RECEIVING GAME.....	12/3/23 - D. Samuel (4-116-2TDs) vs. SF
TWO-OR-MORE 100+YARD RECEIVERS IN SAME GAME.....	12/27/20 - Amari Cooper (4-121-0TD) & Michael Gallup (6-121-2TDs) at Dal.
CONSECUTIVE 100+ YARD RECEIVING GAMES.....	11/26/23-12/3/23 - Gabe Davis (6-105-1TD) vs. Buf., Deebo Samuel (4-116-2TDs) vs. SF



INDIVIDUAL WITH 3+ TD RECEPTIONS.....	10/3/21 - Tyreek Hill (11-186-3TDs) vs. KC
INDIVIDUAL WITH 2+ TD RECEPTIONS.....	12/3/23 - Deebo Samuel (4-116-2TDs) vs. SF
PASS PLAY OF 80+ YARDS.....	12/11/16 - 80t, Kirk Cousins to DeSean Jackson vs. Was.
PASS PLAY OF 60+ YARDS.....	12/25/23 - 69t, Tyrod Taylor to Darius Slayton vs. NYG
PASS PLAY OF 40+ YARDS.....	1/15/24 - 56t, Baker Mayfield to Trey Palmer at TB

NOTABLE OFFENSIVE COMBINATIONS (OPPONENT)

LED TEAM IN RUSHING & RECEIVING YARDS IN SAME GAME.....	12/16/18 - Todd Gurley (12-48-2TDs rush, 10-76 rec.) at LAR
100+ YARD RUSHER & 100+ YARD RECEIVER IN SAME GAME.....	10/3/21 - Clyde Edwards-Helaire (14-102-0TD rush) & Tyreek Hill (11-186-3TDs rec.) vs. KC
100+ YARD RUSHER, 100+ YARD RECEIVER & 300+ YARD PASSER IN SAME GAME.....	12/27/20 - Ezekiel Elliott (19-105-0TD rush), Amari Cooper (4-121-0TD rec.), Michael Gallup (6-121-2TDs rec.) & Andy Dalton (30-22-377-1-3TDs) at Dal.
INDIVIDUAL WITH 1+ RUSHING TD & 1+ RECEIVING TD IN SAME GAME.....	12/31/23 - James Conner (26-128-1TD rush, 1-5-1TD rec.) vs. Ari.
INDIVIDUAL WITH 1+ PASSING TD & 1+ RUSHING TD IN SAME GAME.....	11/26/23 - J. Allen (51-29-339-1-2TDs passing, 9-81-2TDs rushing) vs. Buf.
INDIVIDUAL WITH 1+ PASSING TD & 1+ RECEIVING TD IN SAME GAME.....	11/20/16 - Russell Wilson (31-18-272-0-1TD pass, 1-15-1TD receiving) at Sea.

DEFENSE (OPPONENT)

HELD OPPONENT UNDER 200 YARDS TOTAL OFFENSE.....	12/7/14 - vs. Sea. (139; 57 rushing, 82 passing)
HELD OPPONENT UNDER 300 YARDS TOTAL OFFENSE.....	1/15/24 - at TB (276; 42 rushing, 234 passing)
HELD OPPONENT UNDER 50 YARDS RUSHING.....	1/15/24 - at TB (42)
HELD OPPONENT UNDER 75 YARDS RUSHING.....	1/15/24 - at TB (42)
HELD OPPONENT UNDER 100 YARDS RUSHING.....	1/15/24 - at TB (42)
HELD OPPONENT UNDER 100 NET YARDS PASSING.....	1/3/21 - vs. Was. (98)
HELD OPPONENT UNDER 150 NET YARDS PASSING.....	12/18/23 - at Sea. (143)
INTERCEPTION RETURN FOR TOUCHDOWN.....	12/25/23 - A. Jackson, 76 yards (QB J. Hurts) vs. NYG
INDIVIDUAL WITH 3+ INTERCEPTIONS.....	12/2/07 - L. Tatupu (3) vs. Sea. (QB A.J. Feeley)
INDIVIDUAL WITH 2+ INTERCEPTIONS.....	1/7/24 - X. McKinney (2) at NYG (QBs J. Hurts and M. Mariota)
FUMBLE RECOVERED FOR TOUCHDOWN.....	2/12/23 - N. Bolton 36-yard return of J. Hurts fumble vs. KC (SB)
SAFETY SCORED.....	1/15/24 - Penalty on J. Hurts enforced in end zone for a safety at TB
7.0+ SACKS.....	12/6/20 - at GB (7)
6.0+ SACKS.....	1/1/23 - vs. NO (6)
5.0+ SACKS.....	1/7/24 - at NYG (5)
INDIVIDUAL WITH 3.0+ SACKS.....	9/14/23 - D. Hunter (3.0 sacks of J. Hurts) vs. Min.
INDIVIDUAL WITH 2.0+ SACKS.....	1/7/24 - A. Ojulari (2.0 sacks each of M. Mariota) at NYG

SPECIAL TEAMS (OPPONENT)

KICKOFF RETURN FOR TOUCHDOWN.....	9/22/19 - Jamal Agnew, 100 yards vs. Det.
KICKOFF RETURN FOR TOUCHDOWN TO START GAME.....	10/12/03 - Randal Williams, 37 yards at Dal.
PUNT RETURN FOR TOUCHDOWN.....	9/19/16 - Eddie Royal, 65 yards at Chi.
BLOCKED PUNT RECOVERED FOR TOUCHDOWN.....	12/10/17 - B. Countess returned D. Jones' blocked punt (blocked by M. Thomas) 16 yards at LAR
BLOCKED PUNT.....	12/11/22 - A. Siposs' punt is blocked by E. Smith at NYG
BLOCKED PAT.....	12/13/09 - F. Robbins, PAT attempt by D. Akers vs. NYG
BLOCKED FIELD GOAL.....	9/19/22 - P. Peterson, 41-yard attempt by J. Elliott vs. Min.
BLOCKED FIELD GOAL RETURNED FOR TOUCHDOWN.....	12/7/08 - K. Dockery, 71-yard return after Justin Tuck blocked a 32-yard attempt by D. Akers at NYG
INDIVIDUAL WITH 5+ FIELD GOALS.....	10/27/13 - Josh Brown (5-5) vs. NYG
INDIVIDUAL WITH 4+ FIELD GOALS.....	12/10/23 - Brandon Aubrey (4-4) at Dal.
SUCCESSFUL ONSIDE KICK ATTEMPT.....	12/6/15 - S. Gostkowski kick recovered by R. Melvin at NE (4th Q)
FAILED ONSIDE KICK ATTEMPT.....	12/31/23 - M. Prater kick recovered by E. Ricks vs. Ari. (4th Q)
TOUCHDOWN OFF FAKE FIELD GOAL ATTEMPT.....	12/20/1998 - Holder E. Bjornson 7-yard run at Dal.
TOUCHDOWN OFF FAKE PUNT.....	N/A



ALL-TIME RESULTS



[FRONT OFFICE & COACHING STAFF](#)

[PLAYER BIOS](#)

[2023 EAGLES STATISTICS](#)

[RECORD BOOK](#)

[ALL-TIME RESULTS](#)

[ALL-TIME ROSTERS](#)

[HONORS & HISTORY](#)

[YEAR-BY-YEAR STATISTICS](#)

[OFF THE FIELD](#)



RECORDS vs. OTHER NFL TEAMS

Opponent	W	L	T
Arizona Cardinals (a)	57	61	5
Atlanta Falcons	21	15	1
Baltimore Ravens	2	4	1
Boston Yanks	7	2	0
Brooklyn Dodgers	6	15	1
Buffalo Bills	9	6	0
Carolina Panthers	8	5	0
Chicago Bears	17	30	1
Cincinnati Bengals	3	9	2
Cincinnati Reds	3	0	0
Cleveland Browns	17	32	1
Dallas Cowboys	56	74	0
Dallas Texans	1	0	0
Denver Broncos	9	5	0
Detroit Lions (b)	19	16	2
Green Bay Packers	18	29	0
Houston Texans	6	0	0
Indianapolis Colts (c)	11	10	0
Jacksonville Jaguars	4	3	0
Kansas City Chiefs	5	6	0
Las Vegas Raiders (f)	7	7	0
Los Angeles Chargers (d)	5	8	0
Los Angeles Rams (e)	23	20	1
Miami Dolphins	7	9	0
Minnesota Vikings	16	15	0
New England Patriots	9	7	0
New Orleans Saints	19	16	0
New York Bulldogs	2	0	0
New York Giants	94	89	2
New York Jets	12	1	0
Pittsburgh Steelers	49	29	3
San Francisco 49ers	15	21	1
Seattle Seahawks	7	13	0
Tampa Bay Buccaneers	11	12	0
Tennessee Titans (g)	8	5	0
Washington Commanders (h)	85	89	6

Note: Records include postseason games

Note: Records include games from the 1943 season when Philadelphia and Pittsburgh merged to play as the Steagles

(a) - Franchise in Chicago prior to 1960 and in St. Louis from 1960-1987; changed name from Phoenix to Arizona in 1994

(b) - Franchise in Portsmouth prior to 1934 and known as the Spartans

(c) - Franchise in Baltimore prior to 1984

(d) - Franchise in San Diego prior to 2017

(e) - Franchise in Cleveland prior to 1946, in Los Angeles prior to 1995 and in St. Louis prior to 2016

(f) - Oakland (1960-81, 1995-2019), Los Angeles (1982-94)

(g) - Franchise in Houston prior to 1997 and known as the Oilers prior to 1999

(h) - Franchise in Boston prior to 1937 and was previously known as the Washington Football Team (2020-21) before being renamed Commanders in 2022

ALL-TIME RECORD

Regular Season: 619-633-26

Playoffs: 25-26

Overall: 644-658-26

* Does not include 1943 record (5-4-1) when Eagles and Steelers combined as the "Steagles"

HOME RECORD BY STADIUM

Venue	Record	Playoffs
Baker Bowl (1933-35)	3-11-1	0-0
Temple Stadium (1934-35)	1-1-0	0-0
Point Stadium (Johnstown, PA - 1936)	0-1-0	0-0
Laidley Field (Charleston, WV - 1938)	1-0-0	0-0
War Memorial Stadium (Charleston, WV - 1942)	0-1-0	0-0
Municipal Stadium (1936-39, 1941, 1947, 1950, 1954)	5-14-2	0-0
Shibe Park/Connie Mack Stadium (1940-57)^	55-34-5	1-0
Franklin Field (1958-70)	41-45-2	1-0
Veterans Stadium (1971-2002)	144-111-2	7-4
Lincoln Financial Field (2003-present)	108-72-1	8-4
TOTALS	358-290-13	17-8

* Record includes playoff games ^ Does not include 1943 "Steagles" home record totals

RECORD AT CURRENT NFL STADIUMS

Venue	Record	Playoffs
State Farm Stadium, Arizona	1-4	^0-2
Mercedes-Benz Stadium, Atlanta	1-1	0-0
M&T Bank Stadium, Baltimore	0-2	0-0
Highmark Stadium, Buffalo	4-4	0-0
Bank of America Stadium, Carolina	4-2	0-0
Soldier Field, Chicago	6-8	2-1
Paycor Stadium, Cincinnati	0-1-1	0-0
Cleveland Browns Stadium, Cleveland	3-1	0-0
AT&T Stadium, Dallas	6-10	0-1
Empower Field at Mile High, Denver	1-2	0-0
Ford Field, Detroit	4-2	0-0
Lambeau Field, Green Bay	6-10	0-0
NRG Stadium, Houston	3-0	0-0
Lucas Oil Stadium, Indianapolis	2-0	0-0
TIAA Bank Field, Jacksonville	1-3	^0-1
Arrowhead Stadium, Kansas City	4-2	0-0
Allegiant Stadium, Las Vegas	0-1	0-0
SoFi Stadium, L.A. Chargers and L.A. Rams	1-0	0-0
Hard Rock Stadium, Miami	2-3	0-0
U.S. Bank Stadium, Minnesota	0-1	^1-0
Gillette Stadium, New England	2-1	0-0
Caesars Superdome, New Orleans	8-8	^1-3
MetLife Stadium, N.Y. Giants and N.Y. Jets	11-6	0-0
Acrisure Stadium, Pittsburgh	0-3	0-0
Levi's Stadium, San Francisco	1-1	0-0
Lumen Field, Seattle	2-4	0-0
Raymond James Stadium, Tampa Bay	4-4	0-2
Nissan Stadium, Tennessee	0-3	0-0
Commanders Field, Washington	17-10	0-0

* Record includes playoff games ^ Record includes Super Bowl appearances at stadium



OVERTIME RESULTS

Date	Opponent	Result
9/27/76	Washington (MNF)	L, 17-20
9/12/82	Washington	L, 34-37
12/11/83	New Orleans	L, 17-20
11/4/84	at Detroit	T-23-23
9/29/85	N.Y. Giants	L, 10-16
11/10/85	Atlanta	W, 23-17
9/14/86	at Chicago	L, 10-13
11/30/86	at L.A. Raiders	W, 33-27
12/7/86	St. Louis Cardinals	T, 10-10
10/18/87	at Green Bay	L, 10-16
11/29/87	at New England	W, 34-31
12/6/87	at N.Y. Giants	L, 20-23
11/20/88	at N.Y. Giants	W, 23-17
12/9/90	at Miami	L, 20-23
12/13/92	at Seattle	W, 20-17
1/3/94	at San Francisco (MNF)	W, 37-34
10/8/95	Washington	W, 37-34
10/19/97	Arizona	W, 13-10
11/16/97	at Baltimore	T, 10-10
12/13/98	Arizona	L, 17-20
10/31/99	N.Y. Giants	L, 17-23
11/28/99	at Washington	L, 17-20
11/5/00	Dallas	W, 16-13
11/12/00	at Pittsburgh	W, 26-23
9/9/01	St. Louis Rams	L, 17-20
12/28/02	at N.Y. Giants	L, 7-10
12/21/03	San Francisco	L, 28-31
1/11/04	Green Bay (NFCD)	W, 20-17
10/24/04	at Cleveland	W, 34-31
12/11/05	N.Y. Giants	L, 23-26
9/17/06	N.Y. Giants	L, 24-30
11/16/08	at Cincinnati	T, 13-13
10/14/12	Detroit	L, 23-26
11/8/15	at Dallas	W, 33-27
10/30/16	at Dallas	L, 23-29
9/30/18	at Tennessee	L, 23-26
12/9/18	at Dallas	L, 23-29
12/9/19	N.Y. Giants (MNF)	W, 23-17
9/27/20	Cincinnati	T, 23-23
10/1/23	Washington	W, 34-31
11/26/23	Buffalo	W, 37-34

OVERTIME RECORD: 16-20-5

(MNF) - Monday Night Football

(NFCD) - NFC Divisional Playoff game

RECORD BY HEAD COACH

Head Coach	Record	Playoffs
Lud Wray (1933-35)	9-21-1	0-0
Bert Bell (1936-40)	10-44-2	0-0
Greasy Neale (1941-50)	61-40-4	3-1
Walt Kiesling (a) (1943)	---	---
Bo McMillin (b) (1951)	2-0-0	0-0
Wayne Millner (c) (1951)	2-8-0	0-0
Jim Trimble (1952-55)	25-20-3	0-0
Hugh Devore (1956-57)	7-16-1	0-0
Buck Shaw (1958-60)	20-16-1	1-0
Nick Skorich (d) (1961-63)	15-24-3	0-0
Joe Kuharich (d) (1964-68)	28-41-1	0-0
Jerry Williams (1969-71)	7-22-2	0-0
Ed Khayat (e) (1971-72)	8-15-2	0-0
Mike McCormack (1973-75)	16-25-1	0-0
Dick Vermeil (1976-82)	57-51-0	3-4
Marion Campbell (1983-85)	17-29-1	0-0
Fred Bruney (f) (1985)	1-0-0	0-0
Buddy Ryan (1986-90)	43-38-1	0-3
Rich Kotite (1991-94)	37-29-0	1-1
Ray Rhodes (1995-98)	30-36-1	1-2
Andy Reid (1999-2012)	140-102-1	10-9
Chip Kelly (2013-15)	26-22-0	0-1
Pat Shurmur (g) (2015)	1-0	0-0
Doug Pederson (2016-20)	46-39-1	4-2
Nick Sirianni (2021-)	36-20	2-3

* Record includes playoff games

(a) Neale and Kiesling co-coached the Steagles in 1943 (5-4-1 record is not reflected in Neale's totals)

(b) Retired due to illness after second game in 1951

(c) Succeeded McMillin for last 10 games in 1951

(d) Record includes one loss in Playoff Bowl

(e) Succeeded Williams after first three games in 1971

(f) Succeeded Campbell for last game in 1985

(g) Succeeded Kelly for last game in 2015

RECORD BY OWNERSHIP

Owner	Record	Playoffs
Bert Bell/Lud Wray (1933-40)	19-65-3	0-0
Alexis Thompson (1941-48)	48-37-5	2-1
James P. Clark (1949-63)	89-91-8	2-0
Jerry Wolman (1964-68)	28-41-1	0-0
Leonard Tose (1969-84)	99-133-6	3-4
Norman Braman (1985-94)	87-76-1	1-4
Jeffrey Lurie (1995-)	279-218-3	17-17

* Record includes playoff games

THANKSGIVING DAY GAMES

Date	Opponent	Result
11/23/39	Pittsburgh	W, 17-14
11/28/40	Pittsburgh	W, 7-0
11/28/68	at Detroit	W, 12-0
11/23/89	at Dallas	W, 27-0
11/27/08	Arizona	W, 48-20
11/27/14	at Dallas	W, 33-10
11/26/15	at Detroit	L, 14-45

INTERNATIONAL GAMES

Date	Opponent	Result	Location
8/5/78	vs. New Orleans	L, 7-14	Mexico City (Estadio Olimpico)
8/6/89	vs. Cleveland	W, 17-13	London, England (Wembley Stadium)
7/28/91	vs. Buffalo	L, 13-17	London, England (Wembley Stadium)
8/1/93	vs. New Orleans	L, 16-28	Tokyo, Japan (Tokyo Dome)
10/28/18	vs. Jacksonville	W, 24-18	London, England (Wembley Stadium)



2023				
Record: 11-6 (2nd in NFC East)				
HC: Nick Sirianni				

Date	W/L	Score	Opponent	Att.
S-10	W	25-20	at New England	64,628
S-14	W	34-28	Minnesota	69,879
S-25	W	25-11	at Tampa Bay	65,426
O-01	W	34-31	Washington (OT)	69,879
O-08	W	23-14	at LA Rams	74,935
O-15	L	14-20	at NY Jets	83,068
O-22	W	31-17	Miami	69,879
O-29	W	38-31	at Washington	64,653
N-05	W	28-23	Dallas	69,879
N-20	W	21-17	at Kansas City	73,754
N-26	W	37-34	Buffalo (OT)	69,879
D-03	L	19-42	San Francisco	69,879
D-10	L	13-33	at Dallas	93,752
D-18	L	17-20	at Seattle	68,758
D-25	W	33-25	NY Giants	69,879
D-31	L	31-35	Arizona	69,879
J-07	L	10-27	at NY Giants	75,740

NFC WILD CARD				
J-15	L	9-32	at Tampa Bay	63,397

2022				
Record: 14-3 (1st in NFC East)				
HC: Nick Sirianni				

Date	W/L	Score	Opponent	Att.
S-11	W	38-35	at Detroit	64,537
S-19	W	24-7	Minnesota	69,879
S-25	W	24-8	at Washington	64,426
O-02	W	29-21	Jacksonville	69,879
O-09	W	20-17	at Arizona	63,919
O-16	W	26-17	Dallas	69,879
O-30	W	35-13	Pittsburgh	69,879
N-03	W	29-17	at Houston	68,831
N-14	L	21-32	Washington	69,879
N-20	W	17-16	at Indianapolis	66,241
N-27	W	40-33	Green Bay	69,879
D-04	W	35-10	Tennessee	69,879
D-11	W	48-22	at NY Giants	81,506
D-18	W	25-20	at Chicago	48,423
D-24	L	34-40	at Dallas	93,754
J-01	L	10-20	New Orleans	69,796
J-08	W	22-16	NY Giants	69,879

NFC DIVISIONAL				
J-21	W	38-7	NY Giants	69,879

NFC CHAMPIONSHIP				
J-29	W	31-7	San Francisco	69,879

SUPER BOWL LVII (PHOENIX, AZ)				
F-12	L	35-38	vs. Kansas City	67,827

2021				
Record: 9-8 (2nd in NFC East)				
HC: Nick Sirianni				

Date	W/L	Score	Opponent	Att.
S-12	W	32-6	at Atlanta	68,633
S-19	L	11-17	San Francisco	69,796
S-27	L	21-41	at Dallas	93,267
O-03	L	30-42	Kansas City	69,796
O-10	W	21-18	at Carolina	72,545
O-14	L	22-28	Tampa Bay	69,796
O-24	L	22-33	at Las Vegas	62,000
O-31	W	44-6	at Detroit	47,192
N-07	L	24-27	LA Chargers	69,796
N-14	W	30-13	at Denver	76,766
N-21	W	40-29	New Orleans	69,796
N-28	L	7-13	at NY Giants	73,969
D-05	W	33-18	at NY Jets	73,311
D-21	W	27-17	Washington	69,796
D-26	W	34-10	NY Giants	69,796
J-02	W	20-16	at Washington	51,563
J-08	L	26-51	Dallas	69,796

NFC WILD CARD				
J-16	L	15-31	at Tampa Bay	65,077

2020				
Record: 4-11-1 (4th in NFC East)				
HC: Doug Pederson				

Date	W/L	Score	Opponent	Att.
S-13	L	17-27	at Washington	---
S-20	L	19-37	LA Rams	---
S-27	T	23-23	Cincinnati	---
O-04	W	25-20	at San Francisco	---
O-11	L	29-38	at Pittsburgh	4,708
O-18	L	28-30	Baltimore	---
O-22	W	22-21	NY Giants	---
N-01	W	23-9	Dallas	---
N-15	L	17-27	at NY Giants	---
N-22	L	17-22	at Cleveland	11,133
N-30	L	17-23	Seattle	---
D-06	L	16-30	at Green Bay	---
D-13	W	24-21	New Orleans	---
D-20	L	26-33	at Arizona	---
D-27	L	17-37	at Dallas	30,131
J-03	L	14-20	Washington	---

2019				
Record: 9-7 (1st in NFC East)				
HC: Doug Pederson				

Date	W/L	Score	Opponent	Att.
S-08	W	32-27	Washington	69,696
S-15	L	20-24	at Atlanta	72,443
S-22	L	24-27	Detriot	69,796
S-26	W	34-27	at Green Bay	77,509
O-06	W	31-6	NY Jets	69,796
O-13	L	20-38	at Minnesota	66,837
O-20	L	10-37	at Dallas	91,213
O-27	W	31-13	at Buffalo	69,435
N-03	W	22-14	Chicago	69,796
N-17	L	10-17	New England	69,796
N-24	L	9-17	Seattle	69,796
D-01	L	31-37	at Miami	65,545
D-09	W	23-17	NY Giants (OT)	69,796
D-15	W	37-27	at Washington	63,246
D-22	W	17-9	Dallas	69,796
D-29	W	34-17	at NY Giants	75,029

NFC WILD CARD				
J-05	L	9-17	Seattle	69,796

2018				
Record: 9-7 (2nd in NFC East)				
HC: Doug Pederson				

Date	W/L	Score	Opponent	Att.
S-06	W	18-12	Atlanta	69,696
S-16	L	21-27	at Tampa Bay	56,552
S-23	W	20-16	Indianapolis	69,696
S-30	L	23-26	at Tennessee (OT)	69,013
O-07	L	21-23	Minnesota	69,696
O-11	W	34-13	at NY Giants	77,167
O-21	L	17-21	Carolina	69,696
O-28	W	24-18	at Jacksonville	85,870
N-11	L	20-27	Dallas	69,696
N-18	L	48-7	at New Orleans	73,042
N-25	W	25-22	NY Giants	69,696
D-03	W	28-13	Washington	69,696
D-09	L	23-29	at Dallas (OT)	93,127
D-16	W	30-23	at LA Rams	74,210
D-23	W	32-30	Houston	69,696
D-30	W	24-0	at Washington	63,188

NFC WILD CARD				
J-06	W	16-15	at Chicago	62,462

NFC DIVISIONAL PLAYOFF				
J-13	L	14-20	at New Orleans	73,027



2017				
Record: 13-3 (1st in NFC East)				
HC: Doug Pederson				

Date	W/L	Score	Opponent	Att.
S-10	W	30-17	at Washington	78,685
S-17	L	20-27	at Kansas City	74,971
S-24	W	27-24	NY Giants	69,596
O-01	W	26-24	at LA Chargers	25,374
O-08	W	34-7	Arizona	69,596
O-12	W	28-23	at Carolina	74,373
O-23	W	34-24	Washington	69,596
O-29	W	33-10	San Francisco	69,596
N-05	W	51-23	Denver	69,596
N-19	W	37-9	at Dallas	93,247
N-26	W	31-3	Chicago	69,596
D-03	L	10-24	at Seattle	69,075
D-10	W	43-35	at LA Rams	67,752
D-17	W	34-29	at NY Giants	76,896
D-25	W	19-10	Oakland	69,596
D-31	L	0-6	Dallas	69,596

NFC DIVISIONAL PLAYOFF

J-13	W	15-10	Atlanta	69,596
------	---	-------	---------	--------

NFC CHAMPIONSHIP

J-21	W	38-7	Minnesota	69,596
------	---	------	-----------	--------

SUPER BOWL LII (Minneapolis, MN)

F-04	W	41-33	at New England	67,612
------	---	-------	----------------	--------

2016				
Record: 7-9 (4th in NFC East)				
HC: Doug Pederson				

Date	W/L	Score	Opponent	Att.
S-11	W	29-10	Cleveland	69,596
S-19	W	29-14	at Chicago	62,268
S-25	W	34-3	Pittsburgh	69,596
O-09	L	23-24	at Detroit	58,047
O-16	L	20-27	at Washington	78,934
O-23	W	21-10	Minnesota	69,596
O-30	L	23-29	at Dallas (OT)	93,103
N-06	L	23-28	at NY Giants	80,309
N-13	W	24-15	Atlanta	69,596
N-20	L	15-26	at Seattle	69,190
N-28	L	13-27	Green Bay	69,596
D-04	L	14-32	at Cincinnati	55,456
D-11	L	22-27	Washington	69,596
D-18	L	26-27	at Baltimore	71,223
D-22	W	24-19	NY Giants	69,596
J-01	W	27-13	Dallas	69,596

2015				
Record: 7-9 (2nd in NFC East)				
HC: Chip Kelly (15), Pat Shurmur (1)				

Date	W/L	Score	Opponent	Att.
S-14	L	24-26	at Atlanta	70,516
S-20	L	10-20	Dallas	69,596
S-27	W	24-17	at NY Jets	78,160
O-04	L	20-23	at Washington	74,767
O-11	W	39-17	New Orleans	69,596
O-19	W	27-7	NY Giants	69,596
O-25	L	16-27	at Carolina	74,194
N-08	W	33-27	at Dallas (OT)	91,827
N-15	L	19-20	Miami	69,596
N-22	L	17-45	Tampa Bay	69,596
N-26	L	14-45	at Detroit	64,445
D-06	W	35-28	at New England	66,829
D-13	W	23-20	Buffalo	69,596
D-20	L	17-40	Arizona	69,596
D-26	L	24-38	Washington	69,596
J-03	W	35-30	at NY Giants	78,023

2014				
Record: 10-6 (2nd in NFC East)				
HC: Chip Kelly				

Date	W/L	Score	Opponent	Att.
S-07	W	34-17	Jacksonville	69,596
S-15	W	30-27	at Indianapolis	64,871
S-21	W	37-34	Washington	69,596
S-28	L	21-26	at San Francisco	70,799
O-05	W	34-28	St. Louis	69,596
O-12	W	27-0	NY Giants	69,596
O-26	L	20-24	at Arizona	61,789
N-02	W	31-21	at Houston	71,780
N-10	W	45-21	Carolina	69,596
N-16	L	20-53	at Green Bay	78,270
N-23	W	43-24	Tennessee	69,596
N-27	W	33-10	at Dallas	91,379
D-07	L	14-24	Seattle	69,596
D-14	L	27-38	Dallas	69,596
D-20	L	24-27	at Washington	78,897
D-28	W	34-26	at NY Giants	79,150

2013				
Record: 10-6 (1st in NFC East)				
HC: Chip Kelly				

Date	W/L	Score	Opponent	Att.
S-09	W	33-27	at Washington	82,743
S-15	L	30-33	San Diego	69,144
S-19	L	16-26	Kansas City	69,144
S-29	L	20-52	at Denver	77,002
O-06	W	36-21	at NY Giants	80,738
O-13	W	31-20	at Tampa Bay	62,505
O-20	L	3-17	Dallas	69,144
O-27	L	7-15	NY Giants	69,144
N-03	W	49-20	at Oakland	51,751
N-10	W	27-13	at Green Bay	78,011
N-17	W	24-16	Washington	69,144
D-01	W	24-21	Arizona	69,144
D-08	W	34-20	Detroit	69,144
D-15	L	30-48	at Minnesota	64,087
D-22	W	54-11	Chicago	69,144
D-29	W	24-22	at Dallas	91,166

NFC WILD CARD

J-04	L	24-26	New Orleans	69,144
------	---	-------	-------------	--------

2012				
Record: 4-12 (4th in NFC East)				
HC: Andy Reid				

Date	W/L	Score	Opponent	Att.
S-09	W	17-16	at Cleveland	68,693
S-16	W	24-23	Baltimore	69,144
S-23	L	6-27	at Arizona	60,436
S-30	W	19-17	NY Giants	69,144
O-07	L	14-16	at Pittsburgh	64,737
O-14	L	23-26	Detroit (OT)	69,144
O-28	L	17-30	Atlanta	69,144
N-05	L	13-28	at New Orleans	73,099
N-11	L	23-38	Dallas	69,144
N-18	L	6-31	at Washington	79,327
N-26	L	22-30	Carolina	69,144
D-02	L	33-38	at Dallas	81,851
D-09	W	23-21	at Tampa Bay	69,941
D-13	L	13-34	Cincinnati	69,144
D-23	L	20-27	Washington	69,144
D-30	L	7-42	at NY Giants	80,657



2011				
Record: 8-8 (2nd in NFC East)				
HC: Andy Reid				

Date	W/L	Score	Opponent	Att.
S-11	W	31-13	at St. Louis	56,722
S-18	L	31-35	at Atlanta	69,608
S-25	L	16-29	NY Giants	69,144
O-02	L	23-24	San Francisco	69,144
O-09	L	24-31	at Buffalo	69,803
O-16	W	20-13	at Washington	80,447
O-30	W	34-7	Dallas	69,144
N-07	L	24-30	Chicago	69,144
N-13	L	17-21	Arizona	69,144
N-20	W	17-10	at NY Giants	79,743
N-27	L	20-38	New England	69,144
D-01	L	14-31	at Seattle	67,039
D-11	W	26-10	at Miami	67,823
D-18	W	45-19	NY Jets	69,144
D-24	W	20-7	at Dallas	84,834
J-01	W	34-10	Washington	69,144

2010				
Record: 10-6 (1st in NFC East)				
HC: Andy Reid				

Date	W/L	Score	Opponent	Att.
S-12	L	20-27	Green Bay	69,144
S-19	W	35-32	at Detroit	56,688
S-26	W	28-3	at Jacksonville	63,256
O-03	L	12-17	Washington	69,144
O-10	W	27-24	at San Francisco	69,732
O-17	W	31-17	Atlanta	69,144
O-24	L	19-37	at Tennessee	69,143
N-07	W	26-24	Indianapolis	69,144
N-15	W	59-28	at Washington	84,912
N-21	W	27-17	NY Giants	69,144
N-28	L	26-31	at Chicago	62,147
D-02	W	34-24	Houston	69,144
D-12	W	30-27	at Dallas	85,673
D-19	W	38-31	at NY Giants	81,223
D-28	L	14-24	Minnesota	69,144
J-02	L	13-14	Dallas	69,144

NFC WILD CARD				
J-09	L	16-21	Green Bay	69,144

2009				
Record: 11-5 (2nd in NFC East)				
HC: Andy Reid				

Date	W/L	Score	Opponent	Att.
S-13	W	38-10	at Carolina	73,599
S-20	L	22-48	New Orleans	69,144
S-27	W	34-14	Kansas City	69,144
O-11	W	33-14	Tampa Bay	69,144
O-18	L	9-13	at Oakland	49,642
O-26	W	27-17	at Washington	88,241
N-01	W	40-17	NY Giants	69,144
N-08	L	16-20	Dallas	69,144
N-15	L	23-31	at San Diego	68,879
N-22	W	24-20	at Chicago	62,421
N-29	W	27-24	Washington	69,144
D-06	W	34-7	at Atlanta	69,650
D-13	W	45-38	at NY Giants	78,780
D-20	W	27-13	San Francisco	69,144
D-27	W	30-27	Denver	69,144
J-03	L	0-24	at Dallas	100,621

NFC WILD CARD				
J-09	L	14-34	at Dallas	92,951

2008				
Record: 9-6-1 (2nd in NFC East)				
HC: Andy Reid				

Date	W/L	Score	Opponent	Att.
S-07	W	38-3	St. Louis	69,144
S-15	L	37-41	at Dallas	63,472
S-21	W	15-6	Pittsburgh	69,144
S-28	L	20-24	at Chicago	62,099
O-05	L	17-23	Washington	69,144
O-12	W	40-26	at San Francisco	67,640
O-26	W	27-14	Atlanta	69,144
N-02	W	26-7	at Seattle	68,055
N-09	L	31-36	NY Giants	69,144
N-16	T	13-13	at Cincinnati (OT)	64,633
N-23	L	7-36	at Baltimore	71,379
N-27	W	48-20	Arizona	64,144
D-07	W	20-14	at NY Giants	79,003
D-15	W	30-10	Cleveland	69,144
D-21	L	3-10	at Washington	82,412
D-28	W	44-6	Dallas	69,144

NFC WILD CARD				
J-04	W	26-14	at Minnesota	61,746

NFC DIVISIONAL PLAYOFF				
J-11	W	23-11	at NY Giants	79,193

NFC CHAMPIONSHIP				
J-18	L	25-32	at Arizona	70,650

2007				
Record: 8-8 (4th in NFC East)				
HC: Andy Reid				

Date	W/L	Score	Opponent	Att.
S-09	L	13-16	at Green Bay	70,598
S-17	L	12-20	Washington	67,726
S-23	W	56-21	Detroit	67,570
S-30	L	3-16	at NY Giants	78,862
O-14	W	16-9	at NY Jets	77,189
O-21	L	16-19	Chicago	67,806
O-28	W	23-16	at Minnesota	63,019
N-04	L	17-38	Dallas	67,688
N-11	W	33-25	at Washington	90,218
N-18	W	17-7	Miami	68,934
N-25	L	28-31	at New England	68,756
D-02	L	24-28	Seattle	68,445
D-09	L	13-16	NY Giants	68,594
D-16	W	10-6	at Dallas	63,777
D-23	W	38-23	at New Orleans	70,011
D-30	W	17-9	Buffalo	68,594

2006				
Record: 10-6 (1st in NFC East)				
HC: Andy Reid				

Date	W/L	Score	Opponent	Att.
S-10	W	24-10	at Houston	70,180
S-17	L	24-30	NY Giants (OT)	69,241
S-24	W	38-24	at San Francisco	68,166
O-02	W	31-9	Green Bay	69,222
O-08	W	38-24	Dallas	69,268
O-15	L	24-27	at New Orleans	68,269
O-22	L	21-23	at Tampa Bay	65,808
O-29	L	6-13	Jacksonville	69,249
N-12	W	27-3	Washington	69,143
N-19	L	13-31	Tennessee	69,232
N-26	L	21-45	at Indianapolis	57,296
D-04	W	27-24	Carolina	69,098
D-10	W	21-19	at Washington	84,164
D-17	W	36-22	at NY Giants	78,657
D-25	W	23-7	at Dallas	62,839
D-31	W	24-17	Atlanta	69,341

NFC WILD CARD				
J-07	W	23-20	NY Giants	69,094

NFC DIVISIONAL PLAYOFF				
J-13	L	24-27	at New Orleans	70,001



2005				
Record: 6-10 (4th in NFC East)				
HC: Andy Reid				

Date	W/L	Score	Opponent	Att.
S-12	L	10-14	at Atlanta	70,806
S-18	W	42-3	San Francisco	67,727
S-25	W	23-20	Oakland	67,735
O-02	W	37-31	at Kansas City	78,742
O-09	L	10-33	at Dallas	63,199
O-23	W	20-17	San Diego	67,747
O-30	L	21-49	at Denver	76,530
N-06	L	10-17	at Washington	90,298
N-14	L	20-21	Dallas	67,739
N-20	L	17-27	at NY Giants	78,626
N-27	W	19-14	Green Bay	67,665
D-05	L	0-42	Seattle	67,637
D-11	L	23-26	NY Giants (OT)	67,443
D-18	W	17-16	at St. Louis	65,382
D-24	L	21-27	at Arizona	44,723
J-01	L	20-31	Washington	67,700

2004				
Record: 13-3 (1st in NFC East)				
HC: Andy Reid				

Date	W/L	Score	Opponent	Att.
S-12	W	31-17	NY Giants	67,532
S-20	W	27-16	Minnesota	67,676
S-26	W	30-13	at Detroit	62,472
O-03	W	19-9	at Chicago	61,894
O-17	W	30-8	Carolina	67,707
O-24	W	34-31	at Cleveland (OT)	73,394
O-31	W	15-10	Baltimore	67,715
N-07	L	3-27	at Pittsburgh	64,975
N-15	W	49-21	at Dallas	64,190
N-21	W	28-6	Washington	67,720
N-28	W	27-6	at NY Giants	78,830
D-05	W	47-17	Green Bay	67,723
D-12	W	17-14	at Washington	90,089
D-19	W	12-7	Dallas	67,723
D-27	L	7-20	at St. Louis	66,129
J-02	L	10-38	Cincinnati	67,074

NFC DIVISIONAL PLAYOFF
 J-16 W 27-14 Minnesota 67,722

NFC CHAMPIONSHIP
 J-23 W 27-10 Atlanta 67,717

SUPER BOWL XXXIX (Jacksonville, FL)
 F-06 L 21-24 New England 78,125

2003				
Record: 12-4 (1st in NFC East)				
HC: Andy Reid				

Date	W/L	Score	Opponent	Att.
S-08	L	0-17	Tampa Bay	67,772
S-14	L	10-31	New England	67,624
S-28	W	23-13	at Buffalo	73,305
O-05	W	27-25	Washington	67,792
O-12	L	21-23	at Dallas	63,648
O-19	W	14-10	at NY Giants	78,883
O-26	W	24-17	NY Jets	67,853
N-02	W	23-16	at Atlanta	70,064
N-10	W	17-14	at Green Bay	70,291
N-16	W	28-10	NY Giants	67,867
N-23	W	33-20	New Orleans	67,802
N-30	W	25-16	at Carolina	72,977
D-07	W	36-10	Dallas	69,773
D-15	W	34-27	at Miami	73,780
D-21	L	28-31	San Fran. (OT)	67,866
D-27	W	31-7	at Washington	76,766

NFC DIVISIONAL PLAYOFF
 J-11 W 20-17 Green Bay (OT) 67,707

NFC CHAMPIONSHIP
 J-18 L 3-14 Carolina 67,862

2002				
Record: 12-4 (1st in NFC East)				
HC: Andy Reid				

Date	W/L	Score	Opponent	Att.
S-08	L	24-27	at Tennessee	68,804
S-16	W	37-7	at Washington	84,982
S-22	W	44-13	Dallas	65,537
S-29	W	35-17	Houston	64,867
O-06	L	25-28	at Jacksonville	65,005
O-20	W	20-10	Tampa Bay	65,523
O-28	W	17-3	NY Giants	65,791
N-03	W	19-13	at Chicago (Champaign, IL)	54,049
N-10	L	13-35	Indianapolis	65,660
N-17	W	38-14	Arizona	64,990
N-25	W	38-17	at San Francisco	67,919
D-01	W	10-3	St. Louis	65,552
D-08	W	27-20	at Seattle	59,862
D-15	W	34-21	Washington	65,615
D-21	W	27-3	at Dallas	63,209
D-28	L	7-10	at NY Giants (OT)	78,782

NFC DIVISIONAL PLAYOFF
 J-11 W 20-6 Atlanta 66,452

NFC CHAMPIONSHIP
 J-19 L 10-27 Tampa Bay 66,713

2001				
Record: 11-5 (1st in NFC East)				
HC: Andy Reid				

Date	W/L	Score	Opponent	Att.
S-09	L	17-20	St. Louis (OT)	66,243
S-23	W	27-3	at Seattle	62,826
S-30	W	40-18	Dallas	66,621
O-07	L	20-21	Arizona	66,360
O-22	W	10-9	at NY Giants	78,821
O-28	L	10-20	Oakland	65,342
N-04	W	21-7	at Arizona	33,430
N-11	W	48-17	Minnesota	65,638
N-18	W	36-3	at Dallas	63,204
N-25	L	3-13	Washington	65,666
N-29	W	23-10	at Kansas City	77,087
D-09	W	24-14	San Diego	65,438
D-16	W	20-6	at Washington	84,936
D-22	L	3-13	at San Francisco	68,124
D-30	W	24-21	NY Giants	65,885
J-06	W	17-13	at Tampa Bay	65,541

NFC WILD CARD
 J-12 W 31-9 Tampa Bay 65,847

NFC DIVISIONAL PLAYOFF
 J-19 W 33-19 at Chicago 66,944

NFC CHAMPIONSHIP
 J-27 L 24-29 at St. Louis 66,502

2000				
Record: 11-5 (2nd in NFC East)				
HC: Andy Reid				

Date	W/L	Score	Opponent	Att.
S-03	W	41-14	at Dallas	62,872
S-10	L	18-33	NY Giants	65,530
S-17	L	3-6	at Green Bay	59,869
S-24	W	21-7	at New Orleans	64,900
O-01	W	38-10	Atlanta	65,424
O-08	L	14-17	Washington	65,491
O-15	W	33-14	at Arizona	38,293
O-22	W	13-9	Chicago	65,553
O-29	L	7-24	at NY Giants	78,087
N-05	W	16-13	Dallas (OT)	65,636
N-12	W	26-23	at Pittsburgh (OT)	56,702
N-19	W	34-9	Arizona	65,356
N-26	W	23-20	at Washington	83,284
D-03	L	13-15	Tennessee	65,639
D-10	W	35-24	at Cleveland	72,318
D-24	W	16-7	Cincinnati	64,902

NFC WILD CARD
 D-31 W 21-3 Tampa Bay 65,813

NFC DIVISIONAL PLAYOFF
 J-07 L 10-20 at NY Giants 78,765



1999				
Record: 5-11 (5th in NFC East)				
HC: Andy Reid				

Date	W/L	Score	Opponent	Att.
S-12	L	24-25	Arizona	64,113
S-19	L	5-19	Tampa Bay	64,285
S-26	L	0-26	at Buffalo	70,872
O-03	L	15-16	at NY Giants	77,959
O-10	W	13-10	Dallas	66,669
O-17	W	20-16	at Chicago	66,944
O-24	L	13-16	at Miami	73,975
O-31	L	17-23	NY Giants (OT)	66,481
N-07	L	7-33	at Carolina	62,569
N-14	W	35-28	Washington	66,591
N-21	L	17-44	Indianapolis	65,521
N-28	L	17-20	at Wash. (OT)	74,741
D-05	L	17-21	at Arizona	46,550
D-12	L	10-20	at Dallas	64,086
D-19	W	24-9	New England	65,475
J-02	W	38-31	St. Louis	60,700

1998				
Record: 3-13 (5th in NFC East)				
HC: Ray Rhodes				

Date	W/L	Score	Opponent	Att.
S-06	L	0-38	Seattle	66,418
S-13	L	12-17	at Atlanta	46,456
S-20	L	3-17	at Arizona	36,717
S-27	L	21-24	Kansas City	66,675
O-04	L	16-41	at Denver	73,218
O-11	W	17-12	Washington	66,183
O-18	L	10-13	at San Diego	56,967
N-02	L	0-34	Dallas	67,002
N-08	W	10-9	Detroit	66,785
N-15	L	3-28	at Washington	67,704
N-22	L	0-20	at NY Giants	65,763
N-29	L	16-24	at Green Bay	59,862
D-03	W	17-14	St. Louis	66,155
D-13	L	17-20	Arizona (OT)	62,176
D-20	L	9-13	at Dallas	62,722
D-27	L	10-20	NY Giants	66,596

1997				
Record: 6-9-1 (3rd in NFC East)				
HC: Ray Rhodes				

Date	W/L	Score	Opponent	Att.
A-31	L	17-31	at NY Giants	70,296
S-07	W	10-9	Green Bay	66,803
S-15	L	20-21	at Dallas	63,942
S-28	L	19-28	at Minnesota	55,149
O-05	W	24-10	Washington	67,008
O-12	L	21-38	at Jacksonville	69,150
O-19	W	13-10	Arizona (OT)	66,860
O-26	W	13-12	Dallas	67,106
N-02	L	21-31	at Arizona	39,549
N-10	L	12-24	San Francisco	67,133
N-16	T	10-10	at Baltimore (OT)	63,546
N-23	W	23-20	Pittsburgh	67,166
N-30	W	44-42	Cincinnati	66,623
D-07	L	21-31	NY Giants	67,084
D-14	L	17-20	at Atlanta	42,866
D-21	L	32-35	at Washington	75,939

1996				
Record: 10-6 (2nd in NFC East)				
HC: Ray Rhodes				

Date	W/L	Score	Opponent	Att.
S-01	W	17-14	at Washington	53,415
S-09	L	13-39	at Green Bay	60,666
S-15	W	24-17	Detroit	66,007
S-22	W	33-18	at Atlanta	40,107
S-30	L	19-23	Dallas	67,201
O-13	W	19-10	at NY Giants	72,729
O-20	W	35-28	Miami	66,240
O-27	W	20-9	Carolina	65,982
N-03	W	31-21	at Dallas	64,952
N-10	L	17-24	Buffalo	66,613
N-17	L	21-26	Washington	66,834
N-24	L	30-36	at Arizona	36,175
D-01	W	24-0	NY Giants	51,468
D-05	L	10-37	at Indianapolis	52,689
D-14	W	21-20	at NY Jets	29,178
D-22	W	29-19	Arizona	63,658

NFC WILD CARD				
D-29	L	0-14	at San Francisco	56,460

1995				
Record: 10-6 (2nd in NFC East)				
HC: Ray Rhodes				

Date	W/L	Score	Opponent	Att.
S-03	L	6-21	Tampa Bay	66,266
S-10	W	31-19	at Arizona	45,004
S-17	L	21-27	San Diego	63,081
S-24	L	17-48	at Oakland	48,875
O-01	W	15-10	at New Orleans	43,938
O-08	W	37-34	Washington (OT)	65,498
O-15	W	17-14	at NY Giants	74,252
O-29	W	20-9	St. Louis	62,172
N-06	L	12-34	at Dallas	64,876
N-12	W	31-13	Denver	60,842
N-19	W	28-19	NY Giants	63,562
N-26	W	14-7	at Washington	50,539
D-03	L	14-26	at Seattle	39,893
D-10	W	20-17	Dallas	66,198
D-17	W	21-20	Arizona	62,076
D-24	L	14-20	at Chicago	52,391

NFC WILD CARD				
D-30	W	58-37	Detroit	66,492

NFC DIVISIONAL PLAYOFF				
J-07	L	11-30	at Dallas	64,371

1994				
Record: 7-9 (4th in NFC East)				
HC: Rich Kotite				

Date	W/L	Score	Opponent	Att.
S-04	L	23-28	at NY Giants	76,130
S-12	W	30-22	Chicago	64,890
S-18	W	13-7	Green Bay	63,922
O-02	W	40-8	at San Francisco	64,843
O-09	W	21-17	Washington	63,947
O-16	L	13-24	at Dallas	64,703
O-24	W	21-6	Houston	65,233
O-30	W	31-29	at Washington	53,530
N-06	W	17-7	Arizona	64,952
N-13	L	7-26	Cleveland	65,233
N-20	L	6-12	at Arizona	62,779
N-27	L	21-28	at Atlanta	60,008
D-04	L	19-31	Dallas	65,974
D-11	L	3-14	at Pittsburgh	55,474
D-18	L	13-16	NY Giants	64,540
D-24	L	30-33	at Cincinnati	39,923



1993				
Record: 8-8 (3rd in NFC East)				
HC: Rich Kotite				

Date	W/L	Score	Opponent	Att.
S-05	W	23-17	Phoenix	59,831
S-12	W	20-17	at Green Bay	59,061
S-19	W	34-31	Washington	65,435
O-03	W	35-30	at NY Jets	72,593
O-10	L	6-17	Chicago	63,601
O-17	L	10-21	at NY Giants	76,050
O-31	L	10-23	Dallas	61,912
N-07	L	3-16	at Phoenix	46,663
N-14	L	14-19	Miami	64,213
N-21	L	3-7	NY Giants	62,928
N-28	W	17-14	at Washington	46,663
D-06	L	17-23	at Dallas	64,521
D-12	L	7-10	Buffalo	60,769
D-19	W	20-10	at Indianapolis	44,952
D-26	W	37-26	New Orleans	50,085
J-03	W	37-34	at San Fran. (OT)	61,653

1992				
Record: 11-5 (2nd in NFC East)				
HC: Rich Kotite				

Date	W/L	Score	Opponent	Att.
S-06	W	15-13	New Orleans	65,513
S-13	W	31-14	at Phoenix	42,533
S-20	W	30-0	Denver	65,833
O-05	W	31-7	Dallas	66,572
O-11	L	17-24	at Kansas City	76,626
O-18	L	12-16	at Washington	56,380
O-25	W	7-3	Phoenix	64,676
N-01	L	10-20	at Dallas	65,012
N-08	W	31-10	L.A. Raiders	65,388
N-15	L	24-27	at Green Bay	52,689
N-22	W	47-34	at NY Giants	68,153
N-29	L	14-20	at San Francisco	64,374
D-06	W	28-17	Minnesota	65,280
D-13	W	20-17	at Seattle (OT)	47,492
D-20	W	17-13	Washington	65,841
D-27	W	20-10	NY Giants	64,266
NFC WILD CARD				
J-03	W	36-20	at New Orleans	68,893
NFC DIVISIONAL PLAYOFF				
J-10	L	10-34	at Dallas	63,721

1991				
Record: 10-6 (3rd in NFC East)				
HC: Rich Kotite				

Date	W/L	Score	Opponent	Att.
S-01	W	20-3	at Green Bay	58,991
S-08	L	10-26	Phoenix	63,818
S-15	W	24-0	at Dallas	62,656
S-22	W	23-14	Pittsburgh	65,511
S-30	L	0-23	at Washington	55,198
O-06	L	13-14	at Tampa Bay	41,219
O-13	L	6-13	New Orleans	64,224
O-27	L	7-23	San Francisco	65,796
N-04	W	30-7	NY Giants	65,816
N-10	W	32-30	at Cleveland	72,086
N-17	W	17-10	Cincinnati	63,189
N-24	W	34-14	at Phoenix	37,307
D-02	W	13-6	at Houston	62,141
D-08	W	19-14	at NY Giants	76,099
D-15	L	13-25	Dallas	65,854
D-22	W	24-22	Washington	58,988

1990				
Record: 10-6 (2nd in NFC East)				
HC: Buddy Ryan				

Date	W/L	Score	Opponent	Att.
S-09	L	20-27	at NY Giants	76,202
S-16	L	21-23	Phoenix	64,396
S-23	W	27-21	at LA Rams	63,644
S-30	L	23-24	Indianapolis	62,067
O-15	W	32-24	Minnesota	66,296
O-21	L	7-13	at Washington	53,567
O-28	W	21-20	at Dallas	62,605
N-04	W	48-20	New England	65,514
N-12	W	28-14	Washington	65,857
N-18	W	24-23	at Atlanta	53,755
N-25	W	31-13	NY Giants	66,706
D-02	L	23-30	at Buffalo	79,320
D-09	L	20-23	at Miami (OT)	67,034
D-16	W	31-0	Green Bay	65,627
D-23	W	17-3	Dallas	63,895
D-29	W	23-21	at Phoenix	31,796
NFC WILD CARD				
J-05	L	6-20	Washington	65,287

1989				
Record: 11-5 (2nd in NFC East)				
HC: Buddy Ryan				

Date	W/L	Score	Opponent	Att.
S-10	W	31-7	Seattle	64,287
S-17	W	42-37	at Washington	53,493
S-24	L	28-38	San Francisco	66,042
O-02	L	13-27	at Chicago	66,625
O-08	W	21-19	NY Giants	65,688
O-15	W	17-5	at Phoenix	42,620
O-22	W	10-7	LA Raiders	64,019
O-29	W	28-24	at Denver	75,065
N-05	L	17-20	at San Diego	47,019
N-12	L	3-10	Washington	65,443
N-19	W	10-9	Minnesota	65,944
N-23	W	27-0	at Dallas	54,444
D-03	W	24-17	at NY Giants	74,809
D-10	W	20-10	Dallas	59,842
D-18	L	20-30	at New Orleans	59,218
D-24	W	31-14	Phoenix	43,287
NFC WILD CARD				
D-31	L	7-21	LA Rams	57,869

1988				
Record: 10-6 (1st in NFC East)				
HC: Buddy Ryan				

Date	W/L	Score	Opponent	Att.
S-04	W	41-14	at Tampa Bay	43,502
S-11	L	24-28	Cincinnati	43,502
S-18	L	10-17	at Washington	53,920
S-25	L	21-23	at Minnesota	56,012
O-02	W	32-23	Houston	64,692
O-10	W	24-13	NY Giants	63,736
O-16	L	3-19	at Cleveland	78,787
O-23	W	24-23	Dallas	66,309
O-30	L	24-27	Atlanta	60,091
N-06	W	30-24	LA Rams	65,624
N-13	W	27-26	at Pittsburgh	46,026
N-20	W	23-17	at NY Giants (OT)	43,621
N-27	W	31-21	Phoenix	57,918
D-04	L	19-20	Washington	65,947
D-10	W	23-17	at Phoenix	54,832
D-18	W	23-7	at Dallas	46,131
NFC DIVISIONAL PLAYOFF				
D-31	L	12-20	at Chicago	65,534



1987				
Record: 7-8 (4th in NFC East)				
HC: Buddy Ryan				

Date	W/L	Score	Opponent	Att.
S-13	L	24-34	at Washington	52,188
S-20	W	27-17	New Orleans	57,485
O-04	L	3-35	Chicago	4,074
O-11	L	22-41	at Dallas	40,622
O-18	L	10-16	at Green Bay (OT)	35,842
O-25	W	37-20	Dallas	61,630
N-01	W	28-23	at St. Louis	24,586
N-08	W	31-27	Washington	63,609
N-15	L	17-20	NY Giants	66,172
N-22	L	19-31	St. Louis	55,592
N-29	W	34-31	at New Eng. (OT)	54,198
D-06	L	20-23	at NY Giants (OT)	65,874
D-13	L	10-28	Miami	63,841
D-20	W	38-27	at NY Jets	30,572
D-27	W	17-7	Buffalo	57,547

Note: Sep. 27 game at San Francisco canceled due to the NFL players' strike ... Games from Oct. 4 - Oct. 18 were played with replacement players during the strike

1986				
Record: 5-10-1 (4th in NFC East)				
HC: Buddy Ryan				

Date	W/L	Score	Opponent	Att.
S-07	L	14-41	at Washington	53,982
S-14	L	10-13	at Chicago (OT)	65,130
S-21	L	7-33	Denver	63,839
S-28	W	34-20	LA Rams	65,646
O-05	W	16-0	at Atlanta	57,104
O-12	L	3-35	at NY Giants	74,221
O-19	L	14-17	Dallas	68,572
O-26	W	23-7	San Diego	41,469
N-02	L	10-13	at St. Louis	33,051
N-09	L	14-17	NY Giants	60,601
N-16	L	11-13	Detroit	54,568
N-23	L	20-24	at Seattle	55,786
N-30	W	33-27	at LA Raiders (OT)	53,338
D-07	T	10-10	St. Louis (OT)	50,148
D-14	W	23-21	at Dallas	46,117
D-21	L	14-21	Washington	61,816

1985				
Record: 7-9 (4th in NFC East)				
HC: M. Campbell (15), Fred Bruney (1)				

Date	W/L	Score	Opponent	Att.
S-08	L	0-21	at NY Giants	76,141
S-15	L	6-17	LA Rams	60,920
S-22	W	19-6	at Washington	53,748
S-29	L	10-16	NY Giants (OT)	66,696
O-06	L	21-23	at New Orleans	56,364
O-13	W	30-7	St. Louis	48,186
O-20	W	16-14	Dallas	70,114
O-27	W	21-17	Buffalo	60,987
N-03	L	13-24	at San Francisco	58,383
N-10	W	23-17	Atlanta (OT)	63,691
N-17	W	24-14	at St. Louis	39,032
N-24	L	17-34	at Dallas	54,047
D-01	L	23-28	Minnesota	54,688
D-08	L	12-17	Washington	60,737
D-15	L	14-20	at San Diego	45,569
D-22	W	37-35	at Minnesota	49,722

1984				
Record: 6-9-1 (5th in NFC East)				
HC: Marion Campbell				

Date	W/L	Score	Opponent	Att.
S-02	L	27-28	at NY Giants	71,520
S-09	W	19-17	Minnesota	55,942
S-16	L	17-23	at Dallas	64,521
S-23	L	9-21	San Francisco	62,771
S-30	L	0-20	at Washington	53,064
O-07	W	27-17	at Buffalo	37,555
O-14	W	16-7	Indianapolis	50,277
O-21	W	24-10	NY Giants	64,677
O-28	L	14-34	St. Louis	54,310
N-04	T	23-23	at Detroit (OT)	59,141
N-11	L	23-24	at Miami	70,227
N-18	W	16-10	Washington	63,117
N-25	L	16-17	at St. Louis	39,858
D-02	L	10-26	Dallas	66,322
D-09	W	27-17	New England	41,581
D-16	L	10-26	at Atlanta	15,582

1983				
Record: 5-11 (4th in NFC East)				
HC: Marion Campbell				

Date	W/L	Score	Opponent	Att.
S-03	W	22-17	at San Francisco	55,775
S-11	L	13-23	Washington	69,542
S-18	W	13-10	at Denver	74,202
S-25	L	11-14	St. Louis	64,465
O-02	W	28-24	at Atlanta	50,621
O-09	W	17-13	at NY Giants	73,291
O-16	L	7-37	at Dallas	63,070
O-23	L	6-7	Chicago	45,263
O-30	L	21-22	Baltimore	59,150
N-06	L	20-27	Dallas	71,236
N-13	L	14-17	at Chicago	47,524
N-20	L	0-23	NY Giants	57,977
N-27	L	24-28	at Washington	54,324
D-04	W	13-9	LA Rams	32,867
D-11	L	17-20	New Orleans (OT)	45,182
D-18	L	7-31	at St. Louis	21,902

1982				
Record: 3-6 (13th in NFC)				
HC: Dick Vermeil				

Date	W/L	Score	Opponent	Att.
S-12	L	34-37	Washington (OT)	68,885
S-19	W	24-21	at Cleveland	78,830
N-21	L	14-18	Cincinnati	65,172
N-28	L	9-13	at Washington	48,313
D-05	L	20-23	St. Louis	63,622
D-11	L	7-23	at NY Giants	66,053
D-19	W	35-14	Houston	44,119
D-26	W	24-20	at Dallas	46,199
J-02	L	24-26	NY Giants	55,797

Note: A 57-day strike by the players reduced the schedule from 16 weeks to nine



1981				
Record: 10-6 (2nd in NFC East)				
HC: Dick Vermeil				

Date	W/L	Score	Opponent	Att.
S-06	W	24-10	at NY Giants	72,459
S-13	W	13-3	New England	71,089
S-17	W	20-14	at Buffalo	78,331
S-27	W	36-13	Washington	70,664
O-05	W	16-13	Atlanta	71,488
O-11	W	31-14	at New Orleans	52,728
O-18	L	23-35	at Minnesota	45,459
O-25	W	20-10	Tampa Bay	70,714
N-01	L	14-17	Dallas	72,111
N-08	W	52-10	at St. Louis	48,421
N-15	W	38-13	Baltimore	68,613
N-22	L	10-20	NY Giants	66,327
N-30	L	10-13	at Miami	67,797
D-06	L	13-15	at Washington	52,206
D-13	L	10-21	at Dallas	64,955
D-20	W	38-0	St. Louis	56,636

NFC WILD CARD				
D-27	L	21-27	NY Giants	71,611

1980				
Record: 12-4 (1st in NFC East)				
HC: Dick Vermeil				

Date	W/L	Score	Opponent	Att.
S-07	W	27-6	Denver	70,307
S-14	W	42-7	at Minnesota	46,460
S-22	W	35-3	NY Giants	70,767
S-28	L	14-24	at St. Louis	49,079
O-05	W	24-14	Washington	69,044
O-12	W	31-16	at NY Giants	71,051
O-19	W	17-10	Dallas	70,696
O-26	W	17-14	Chicago	68,752
N-02	W	27-20	at Seattle	61,046
N-09	W	34-21	at New Orleans	44,340
N-16	W	24-0	at Washington	51,897
N-23	W	10-7	Oakland	68,585
N-30	L	21-22	at San Diego	51,760
D-07	L	17-20	Atlanta	70,205
D-14	W	17-3	St. Louis	68,969
D-21	L	27-35	at Dallas	62,548

NFC DIVISIONAL PLAYOFF				
J-03	W	31-16	Minnesota	68,434

NFC CHAMPIONSHIP GAME				
J-11	W	20-7	Dallas	70,696

SUPER BOWL XV (New Orleans, LA)				
J-25	L	10-27	Oakland	75,500

1979				
Record: 11-5 (2nd in NFC East)				
HC: Dick Vermeil				

Date	W/L	Score	Opponent	Att.
S-02	W	23-17	NY Giants	67,366
S-10	L	10-14	Atlanta	66,935
S-16	W	26-14	at New Orleans	54,212
S-23	W	17-13	at NY Giants	74,265
S-30	W	17-14	Pittsburgh	70,352
O-07	W	28-17	Washington	69,142
O-14	W	24-20	at St. Louis	48,367
O-21	L	7-17	at Washington	54,442
O-28	L	13-37	at Cincinnati	42,036
N-04	L	19-24	Cleveland	69,019
N-12	W	31-21	at Dallas	62,417
N-18	W	16-13	St. Louis	70,235
N-25	W	21-10	at Green Bay	50,023
D-02	W	44-7	Detroit	66,128
D-08	L	17-24	Dallas	71,434
D-16	W	26-20	at Houston	49,407

NFC WILD CARD				
D-23	W	27-17	Chicago	69,397

NFC DIVISIONAL PLAYOFF				
D-29	L	17-24	at Tampa Bay	71,402

1978				
Record: 9-7 (2nd in NFC East)				
HC: Dick Vermeil				

Date	W/L	Score	Opponent	Att.
S-03	L	14-16	LA Rams	64,721
S-10	L	30-35	at Washington	54,380
S-17	W	24-17	at New Orleans	49,242
S-24	W	17-3	Miami	62,998
O-01	W	17-14	at Baltimore	47,639
O-08	L	14-24	at New England	61,016
O-15	W	17-10	Washington	65,722
O-22	L	7-14	at Dallas	60,525
O-29	L	10-16	St. Louis	62,989
N-05	W	10-3	Green Bay	64,214
N-12	W	17-9	NY Jets	60,249
N-19	W	19-17	at NY Giants	70,318
N-26	W	14-10	at St. Louis	39,693
D-03	L	27-28	at Minnesota	38,722
D-10	L	13-31	Dallas	64,667
D-17	W	20-3	NY Giants	56,396

NFC WILD CARD				
D-24	L	13-14	at Atlanta	49,447

1977				
Record: 5-9 (4th in NFC East)				
HC: Dick Vermeil				

Date	W/L	Score	Opponent	Att.
S-18	W	13-3	Tampa Bay	61,549
S-25	L	0-20	at LA Rams	46,031
O-02	L	13-17	at Detroit	57,236
O-09	W	28-10	at NY Giants	48,824
O-16	L	17-21	St. Louis	60,535
O-23	L	10-16	Dallas	65,507
O-30	L	17-23	at Washington	55,031
N-06	W	28-7	New Orleans	53,482
N-13	L	14-17	Washington	60,702
N-20	L	16-21	at St. Louis	48,768
N-27	L	6-14	at New England	57,893
D-04	L	14-24	at Dallas	60,289
D-11	W	17-14	NY Giants	47,731
D-18	W	27-0	NY Jets	19,241

1976				
Record: 4-10 (4th in NFC East)				
HC: Dick Vermeil				

Date	W/L	Score	Opponent	Att.
S-12	L	7-27	at Dallas	55,530
S-19	W	20-7	NY Giants	60,643
S-27	L	17-20	Washington (OT)	60,131
O-03	W	14-13	at Atlanta	45,535
O-10	L	14-33	St. Louis	44,933
O-17	L	13-28	at Green Bay	55,398
O-24	L	12-31	Minnesota	56,233
O-31	W	10-0	at NY Giants	68,690
N-07	L	14-17	at St. Louis	60,760
N-14	L	3-24	at Cleveland	62,120
N-21	L	7-26	Oakland	62,133
N-28	L	0-24	at Washington	54,292
D-05	L	7-26	Dallas	55,072
D-12	W	27-10	Seattle	37,949



1975				
Record: 4-10 (5th in NFC East)				
HC: Mike McCormack				

Date	W/L	Score	Opponent	Att.
S-21	L	14-23	NY Giants	60,798
S-28	L	13-15	at Chicago	54,392
O-05	W	26-10	Washington	64,397
O-12	L	16-24	at Miami	60,127
O-19	L	20-31	at St. Louis	45,242
O-26	L	17-20	Dallas	64,889
N-03	L	3-42	LA Rams	64,601
N-09	L	23-24	St. Louis	60,277
N-16	W	13-10	at NY Giants	53,434
N-23	L	17-27	at Dallas	57,893
N-30	W	27-17	San Francisco	56,694
D-07	L	0-31	Cincinnati	56,984
D-14	L	10-25	at Denver	37,080
D-21	W	26-3	at Washington	49,385

1974				
Record: 7-7 (4th in NFC East)				
HC: Mike McCormack				

Date	W/L	Score	Opponent	Att.
S-15	L	3-7	at St. Louis	40,322
S-23	W	13-10	Dallas	64,088
S-29	W	30-10	Baltimore	64,205
O-06	W	13-7	at San Diego	36,124
O-13	W	35-7	NY Giants	64,801
O-20	L	24-31	at Dallas	43,586
O-27	L	10-14	at New Orleans	64,257
N-03	L	0-27	at Pittsburgh	47,996
N-10	L	20-27	Washington	65,947
N-17	L	3-13	St. Louis	61,982
N-24	L	7-26	at Washington	54,395
D-01	W	36-14	Green Bay	42,030
D-08	W	20-7	at NY Giants	46,889
D-15	W	28-17	Detroit	57,157

1973				
Record: 5-8-1 (3rd in NFC East)				
HC: Mike McCormack				

Date	W/L	Score	Opponent	Att.
S-16	L	23-34	St. Louis	61,103
S-23	T	23-23	at NY Giants	62,289
S-30	L	7-28	Washington	64,147
O-07	L	26-27	at Buffalo	72,364
O-14	W	27-24	at St. Louis	44,400
O-21	L	21-28	at Minnesota	47,478
O-28	W	30-16	Dallas	63,300
N-04	W	24-23	New England	65,070
N-11	L	27-44	Atlanta	63,114
N-18	L	10-31	at Dallas	59,375
N-25	W	20-16	NY Giants	63,086
D-02	L	28-38	at San Francisco	51,155
D-09	W	24-23	NY Jets	34,621
D-16	L	20-38	at Washington	49,484

1972				
Record: 2-11-1 (5th in NFC East)				
HC: Ed Khayat				

Date	W/L	Score	Opponent	Att.
S-17	L	6-28	at Dallas	58,850
S-24	L	17-27	Cleveland	65,720
O-02	L	12-27	NY Giants	65,720
O-08	L	0-14	at Washington	53,039
O-15	L	3-34	LA Rams	65,720
O-22	W	21-20	at Kansas City	78,389
O-29	L	3-21	at New Orleans	65,664
N-05	T	6-6	St. Louis	65,720
N-12	W	18-17	at Houston	34,175
N-19	L	7-28	Dallas	65,720
N-26	L	10-62	at NY Giants	62,586
D-03	L	7-23	Washington	65,720
D-10	L	12-21	Chicago	65,720
D-17	L	23-24	at St. Louis	34,827

1971				
Record: 6-7-1 (3rd in NFC East)				
HC: Jerry Williams (3), Ed Khayat (11)				

Date	W/L	Score	Opponent	Att.
S-19	L	14-37	at Cincinnati	55,880
S-26	L	7-42	Dallas	65,358
O-03	L	3-31	San Francisco	65,358
O-10	L	0-13	Minnesota	65,358
O-17	L	10-34	at Oakland	54,615
O-24	W	23-7	NY Giants	65,358
O-31	W	17-16	Denver	65,358
N-07	T	7-7	at Washington	53,041
N-14	L	7-20	at Dallas	60,178
N-21	W	37-20	at St. Louis	48,658
N-28	L	13-20	Washington	65,358
D-05	W	23-20	at Detroit	54,418
D-12	W	19-7	St. Louis	65,358
D-19	W	41-28	at NY Giants	62,774

1970				
Record: 3-10-1 (5th in NFC East)				
HC: Jerry Williams				

Date	W/L	Score	Opponent	Att.
S-20	L	7-17	Dallas	59,728
S-27	L	16-20	at Chicago	53,643
O-04	L	21-33	Washington	60,658
O-11	L	23-30	at NY Giants	62,820
O-18	L	20-35	St. Louis	59,002
O-25	L	17-30	at Green Bay (Milwaukee, WI)	48,022
N-01	L	17-21	at Dallas	55,736
N-08	W	24-17	Miami	58,171
N-15	T	13-13	Atlanta	55,425
N-23	W	23-20	NY Giants	59,117
N-29	L	14-23	at St. Louis	46,581
D-06	L	10-29	at Baltimore	60,240
D-13	L	6-24	at Washington	50,415
D-20	W	30-20	Pittsburgh	55,252

1969				
Record: 4-9-1 (4th in Capitol)				
HC: Jerry Williams				

Date	W/L	Score	Opponent	Att.
S-21	L	20-27	Cleveland	60,658
S-28	W	41-27	Pittsburgh	60,658
O-05	L	7-38	Dallas	60,658
O-13	L	20-24	at Baltimore	56,864
O-19	L	14-49	at Dallas	71,509
O-26	W	13-10	New Orleans	60,658
N-02	W	23-20	at NY Giants	62,912
N-09	T	28-28	at Washington	50,502
N-16	L	17-23	LA Rams	60,658
N-23	W	34-30	at St. Louis	45,512
N-30	L	17-26	at New Orleans	72,805
D-07	L	29-34	Washington	60,658
D-14	L	3-27	Atlanta	60,658
D-21	L	13-14	at San Francisco	25,391

1968				
Record: 2-12 (4th in Capitol)				
HC: Joe Kuharich				

Date	W/L	Score	Opponent	Att.
S-15	L	13-30	at Green Bay	50,861
S-22	L	25-34	NY Giants	60,858
S-29	L	13-45	Dallas	60,858
O-06	L	14-17	at Washington	50,816
O-13	L	14-34	at Dallas	72,083
O-20	L	16-29	Chicago	60,858
O-27	L	3-6	at Pittsburgh	26,908
N-03	L	17-45	St. Louis	59,208
N-10	L	10-16	Washington	59,133
N-17	L	6-7	at NY Giants	62,896
N-24	L	13-47	at Cleveland	62,338
N-28	W	12-0	at Detroit	47,909
D-08	W	29-17	New Orleans	57,128
D-15	L	17-24	Minnesota	54,530

1967				
Record: 6-7-1 (2nd in Capitol)				
HC: Joe Kuharich				

Date	W/L	Score	Opponent	Att.
S-17	W	35-24	Washington	60,709
S-24	L	6-38	Baltimore	60,755
O-01	W	34-24	Pittsburgh	60,335
O-08	W	38-7	at Atlanta	53,868
O-15	L	27-28	San Francisco	60,825
O-22	L	14-48	at St. Louis	46,562
O-29	W	21-14	Dallas	60,740
N-05	L	24-31	at New Orleans	59,596
N-12	L	17-33	at LA Rams	57,628
N-19	W	48-21	New Orleans	60,751
N-26	L	7-44	at NY Giants	63,027
D-03	T	35-35	at Washington	50,451
D-10	L	17-38	at Dallas	55,834
D-17	W	28-24	Cleveland	60,658



1966				
Record: 9-5 (T-2nd in Eastern)				
HC: Joe Kuharich				

Date	W/L	Score	Opponent	Att.
S-11	L	13-16	at St. Louis	39,066
S-18	W	23-10	Atlanta	54,049
S-25	W	35-17	NY Giants	60,177
O-02	L	10-41	St. Louis	59,305
O-09	L	7-56	at Dallas	69,372
O-16	W	31-14	at Pittsburgh	28,233
O-23	W	31-3	at NY Giants	63,018
O-30	L	13-27	Washington	60,652
N-06	W	24-23	Dallas	60,658
N-13	L	7-27	at Cleveland	77,968
N-20	W	35-34	at San Francisco	31,993
D-04	W	27-23	Pittsburgh	54,275
D-11	W	33-21	Cleveland	58,074
D-18	W	37-28	at Washington	50,405
PLAYOFF BOWL (Miami, FL)				
J-08	L	14-20	Baltimore	58,088

1965				
Record: 5-9 (T-5th in Eastern)				
HC: Joe Kuharich				

Date	W/L	Score	Opponent	Att.
S-19	W	34-27	St. Louis	54,260
S-26	L	14-16	NY Giants	57,154
O-03	L	17-35	Cleveland	60,759
O-10	W	35-24	at Dallas	56,249
O-17	L	27-35	at NY Giants	62,815
O-24	L	14-20	Pittsburgh	56,515
O-31	L	21-23	at Washington	50,301
N-07	L	34-38	at Cleveland	72,807
N-14	W	21-14	Washington	60,444
N-21	L	24-34	at Baltimore	60,238
N-28	W	28-24	at St. Louis	28,706
D-05	L	19-21	Dallas	54,714
D-12	W	47-13	at Pittsburgh	22,002
D-19	L	28-35	Detroit	56,718

1964				
Record: 6-8 (T-3rd in Eastern)				
HC: Joe Kuharich				

Date	W/L	Score	Opponent	Att.
S-13	W	38-7	NY Giants	60,671
S-20	L	24-28	San Francisco	57,353
S-27	L	20-28	Cleveland	60,671
O-04	W	21-7	Pittsburgh	59,354
O-11	L	20-35	at Washington	49,219
O-18	W	23-17	at NY Giants	62,978
O-25	W	34-10	at Pittsburgh	38,393
N-01	L	10-21	Washington	60,671
N-08	L	10-20	at LA Rams	53,994
N-15	W	17-14	at Dallas	55,972
N-22	L	13-38	St. Louis	60,671
N-29	L	24-38	at Cleveland	79,289
D-06	W	24-14	Dallas	60,671
D-13	L	34-36	at St. Louis	24,636

1963				
Record: 2-10-2 (7th in Eastern)				
HC: Nick Skorich				

Date	W/L	Score	Opponent	Att.
S-15	T	21-21	Pittsburgh	58,205
S-22	L	24-28	St. Louis	60,671
S-29	L	14-37	NY Giants	60,671
O-06	W	24-21	Dallas	60,671
O-13	W	37-24	at Washington	49,219
O-20	L	7-37	at Cleveland	75,174
O-27	L	7-16	at Chicago	48,514
N-03	L	17-23	Cleveland	60,671
N-10	L	14-42	at NY Giants	62,936
N-17	L	20-27	at Dallas	23,694
N-24	L	10-13	Washington	60,671
D-01	T	20-20	at Pittsburgh	16,721
D-08	L	14-38	at St. Louis	15,979
D-15	L	13-34	Minnesota	57,403

1962				
Record: 3-10-1 (7th in Eastern)				
HC: Nick Skorich				

Date	W/L	Score	Opponent	Att.
S-16	L	21-27	St. Louis	60,671
S-23	L	13-29	NY Giants	60,671
S-30	W	35-7	Cleveland	60,671
O-06	L	7-13	at Pittsburgh	23,164
O-14	L	19-41	at Dallas	18,645
O-21	L	21-27	Washington	60,671
O-28	L	21-31	at Minnesota	30,071
N-04	T	14-14	at Cleveland	63,848
N-11	L	0-49	Green Bay	60,671
N-18	L	14-19	at NY Giants	62,705
N-25	W	28-14	Dallas	58,070
D-02	W	37-14	at Washington	32,229
D-09	L	17-26	Pittsburgh	60,671
D-16	L	35-45	at St. Louis	14,989

1961				
Record: 10-4 (2nd in Eastern)				
HC: Nick Skorich				

Date	W/L	Score	Opponent	Att.
S-17	W	27-20	Cleveland	60,671
S-24	W	14-7	Washington	50,108
O-01	L	27-30	St. Louis	59,399
O-08	W	21-16	Pittsburgh	60,671
O-15	W	20-7	at St. Louis	20,262
O-22	W	43-7	at Dallas	25,000
O-29	W	27-24	at Washington	31,066
N-05	W	16-14	Chicago	60,671
N-12	L	21-38	at NY Giants	62,800
N-19	L	24-45	at Cleveland	68,399
N-26	W	35-13	Dallas	60,127
D-03	W	35-24	at Pittsburgh	21,653
D-10	L	24-28	NY Giants	60,671
D-17	W	27-24	at Detroit	44,231
PLAYOFF BOWL (Miami, FL)				
J-06	L	10-38	Detroit	25,612

1960				
Record: 10-2 (1st in Eastern)				
HC: Buck Shaw				

Date	W/L	Score	Opponent	Att.
S-25	L	24-41	Cleveland	56,303
S-30	W	27-25	at Dallas	18,500
O-09	W	31-27	St. Louis	33,701
O-16	W	28-10	Detroit	38,065
O-23	W	31-29	at Cleveland	64,850
N-06	W	34-7	Pittsburgh	58,324
N-13	W	19-13	Washington	39,361
N-20	W	17-10	at New York	63,571
N-27	W	31-23	New York	60,547
D-04	W	20-6	at St. Louis	21,358
D-11	L	21-27	at Pittsburgh	22,101
D-18	W	38-28	at Washington	20,558
NFL CHAMPIONSHIP				
D-26	W	17-13	Green Bay	67,325

1959				
Record: 7-5 (T-2nd in Eastern)				
HC: Buck Shaw				

Date	W/L	Score	Opponent	Att.
S-27	L	14-24	at San Francisco	41,697
O-04	W	49-21	New York	27,023
O-11	W	28-24	Pittsburgh	27,343
O-18	L	7-24	at New York	68,783
O-25	W	28-24	at Chi. Cardinals	20,112
N-01	W	30-23	Washington	39,854
N-08	L	7-28	at Cleveland	58,275
N-15	W	27-17	Chi. Cardinals	28,887
N-22	W	23-20	Los Angeles	47,425
N-29	L	0-31	at Pittsburgh	22,191
D-06	W	34-14	at Washington	24,325
D-13	L	21-28	Cleveland	45,952

1958				
Record: 2-9-1 (T-5th in Eastern)				
HC: Buck Shaw				

Date	W/L	Score	Opponent	Att.
S-28	L	14-24	Washington	36,850
O-05	W	27-24	New York	23,178
O-12	L	3-24	at Pittsburgh	23,153
O-19	L	24-30	San Francisco	33,110
O-26	L	35-38	at Green Bay	31,043
N-02	T	21-21	at Chi. Cardinals	17,486
N-09	L	24-31	Pittsburgh	26,306
N-16	W	49-21	Chi. Cardinals	18,315
N-23	L	14-28	at Cleveland	51,319
N-30	L	10-24	at New York	35,438
D-07	L	14-21	Cleveland	36,773
D-14	L	0-20	at Washington	22,621



1957				
Record: 4-8 (5th in Eastern)				
HC: Hugh Devore				

Date	W/L	Score	Opponent	Att.
S-29	L	13-17	at Los Angeles	62,506
O-05	L	20-24	New York	28,342
O-13	L	7-24	at Cleveland	53,493
O-20	W	17-7	Cleveland	22,443
O-27	L	0-6	at Pittsburgh	27,016
N-03	W	38-21	at Chi. Cardinals	18,718
N-10	L	16-27	Detroit	29,320
N-17	L	0-13	at New York	42,845
N-24	W	21-12	Washington	20,730
D-01	W	7-6	Pittsburgh	16,364
D-08	L	7-42	at Washington	21,304
D-14	L	27-31	Chi. Cardinals	12,555

1956				
Record: 3-8-1 (6th in Eastern)				
HC: Hugh Devore				

Date	W/L	Score	Opponent	Att.
S-30	L	7-27	at Los Angeles	54,412
O-06	W	13-9	Washington	26,607
O-14	W	35-21	at Pittsburgh	31,375
O-21	L	6-20	Chi. Cardinals	36,545
O-28	L	3-20	at New York	40,960
N-04	L	17-28	at Chi. Cardinals	27,609
N-11	W	14-7	Pittsburgh	22,652
N-18	L	0-16	Cleveland	25,894
N-25	T	10-10	San Francisco	19,326
D-02	L	14-17	at Cleveland	20,654
D-09	L	17-19	at Washington	22,333
D-15	L	7-21	New York	16,562

1955				
Record: 4-7-1 (T-4th in Eastern)				
HC: Jim Trimble				

Date	W/L	Score	Opponent	Att.
S-24	W	27-17	New York	29,597
O-01	L	30-31	Washington	31,891
O-09	L	17-21	at Cleveland	43,974
O-15	L	7-13	at Pittsburgh	33,413
O-23	T	24-24	at Chi. Cardinals	24,620
O-30	W	24-0	Pittsburgh	31,164
N-06	L	21-34	at Washington	25,741
N-13	W	33-17	Cleveland	39,303
N-20	L	7-31	at New York	22,075
N-27	L	21-23	Los Angeles	31,648
D-04	W	27-3	Chi. Cardinals	19,478
D-11	L	10-17	at Chicago Bears	34,783

1954				
Record: 7-4-1 (2nd in Eastern)				
HC: Jim Trimble				

Date	W/L	Score	Opponent	Att.
S-26	W	28-10	Cleveland	26,546
O-03	W	35-16	at Chi. Cardinals	17,084
O-09	W	24-22	Pittsburgh	37,322
O-17	W	49-21	at Washington	22,051
O-23	L	7-17	at Pittsburgh	39,075
O-30	L	14-37	Green Bay	25,378
N-07	W	30-14	Chi. Cardinals	21,963
N-14	L	14-27	at New York	46,565
N-21	L	0-6	at Cleveland	41,537
N-28	W	41-33	Washington	18,517
D-05	T	13-13	at Detroit	54,939
D-12	W	29-14	New York	28,449

1953				
Record: 7-4-1 (2nd in Eastern)				
HC: Jim Trimble				

Date	W/L	Score	Opponent	Att.
S-27	L	21-31	at San Francisco	27,819
O-02	T	21-21	Washington	19,099
O-10	L	13-37	at Cleveland	45,802
O-17	W	23-7	Pittsburgh	18,681
O-25	W	56-17	at Chi. Cardinals	22,064
N-01	W	35-7	at Pittsburgh	27,547
N-08	W	30-7	New York	24,331
N-15	W	45-14	Baltimore	27,813
N-21	W	38-0	Chi. Cardinals	19,402
N-29	L	28-37	at New York	20,294
D-06	L	0-10	at Washington	21,579
D-13	W	42-27	Cleveland	38,654

1952				
Record: 7-5 (T-2nd in American)				
HC: Jim Trimble				

Date	W/L	Score	Opponent	Att.
S-28	W	31-25	at Pittsburgh	22,501
O-04	L	7-31	New York	22,512
O-12	W	26-21	Pittsburgh	18,648
O-19	L	7-49	Cleveland	27,874
O-26	W	14-10	at New York	21,458
N-02	L	10-12	at Green Bay	10,149
N-09	W	38-20	Washington	16,932
N-16	W	10-7	Chi. Cardinals	18,406
N-23	W	28-20	at Cleveland	28,948
N-30	L	22-28	at Chi. Cardinals	13,577
D-07	W	38-21	Dallas Texans	18,376
D-14	L	21-27	at Washington	22,468

1951				
Record: 4-8 (5th in American)				
HC: Bo McMillan (2), Wayne Millner (10)				

Date	W/L	Score	Opponent	Att.
S-30	W	17-14	at Chi. Cardinals	16,129
O-06	W	21-14	San Francisco	23,432
O-14	L	24-37	at Green Bay	18,489
O-21	L	24-26	at NY Giants	28,656
O-28	L	23-27	Washington	20,437
N-04	W	34-13	at Pittsburgh	19,649
N-11	L	17-20	at Cleveland	36,571
N-18	L	10-28	Detroit	25,350
N-25	L	13-17	Pittsburgh	15,537
D-02	W	35-21	at Washington	23,738
D-09	L	7-23	New York Giants	19,322
D-16	L	9-24	Cleveland	16,263

1950				
Record: 6-6 (T-3rd in American)				
HC: Greasy Neale				

Date	W/L	Score	Opponent	Att.
S-16	L	10-35	Cleveland	71,237
S-24	W	45-7	at Chi. Cardinals	24,914
O-07	W	56-20	Los Angeles	24,134
O-15	W	24-14	at Baltimore	14,413
O-22	W	17-10	at Pittsburgh	35,662
O-29	W	35-3	Washington	33,707
N-05	L	7-9	Pittsburgh	24,629
N-12	W	33-0	at Washington	29,407
N-19	L	10-14	Chi. Cardinals	28,368
N-26	L	3-7	at NY Giants	24,093
D-03	L	7-13	at Cleveland	37,490
D-10	L	7-9	New York Giants	26,440

1949				
Record: 11-1 (1st in Eastern)				
HC: Greasy Neale				

Date	W/L	Score	Opponent	Att.
S-22	W	7-0	at NY Bulldogs	4,355
O-03	W	22-14	at Detroit	20,163
O-08	W	28-3	Chi. Cardinals	33,716
O-16	L	21-38	at Chicago Bears	47,248
O-23	W	49-14	Washington	28,602
O-30	W	38-7	at Pittsburgh	37,840
N-06	W	38-14	LA Rams	38,230
N-13	W	44-21	at Washington	31,170
N-20	W	42-0	NY Bulldogs	22,165
N-27	W	34-17	Pittsburgh	22,191
D-04	W	24-3	at NY Giants	25,446
D-11	W	17-3	NY Giants	21,022

NFL CHAMPIONSHIP				
D-18	W	14-0	at LA Rams	22,245



1948				
Record: 9-2-1 (1st in Eastern)				
HC: Greasy Neale				

Date	W/L	Score	Opponent	Att.
S-24	L	14-21	at Chi. Cardinals	24,159
O-03	T	28-28	at LA Rams	24,597
O-10	W	45-0	NY Giants	22,804
O-17	W	45-0	at Washington	35,580
O-24	W	12-7	Chicago Bears	36,227
O-31	W	34-7	at Pittsburgh	32,859
N-07	W	35-14	at NY Giants	24,983
N-14	W	45-0	Boston Yanks	22,958
N-21	W	42-21	Washington	36,254
N-28	W	17-0	Pittsburgh	22,001
D-05	L	14-37	at Boston	9,652
D-12	W	45-21	Detroit	15,322

NFL CHAMPIONSHIP
D-19 W 7-0 Chi. Cardinals 28,864

1947				
Record: 8-4 (1st in Eastern)				
HC: Greasy Neale				

Date	W/L	Score	Opponent	Att.
S-28	W	45-42	Washington	35,406
O-05	W	23-0	NY Giants	29,823
O-12	L	7-40	at Chicago Bears	34,338
O-19	L	24-35	at Pittsburgh	33,538
O-26	W	14-7	LA Rams	36,364
N-02	W	38-14	at Washington	36,591
N-09	W	41-24	at NY Giants	29,016
N-16	W	32-0	Boston Yanks	26,498
N-23	L	14-21	at Boston Yanks	15,628
N-30	W	21-0	Pittsburgh	37,218
D-07	L	21-45	Chi. Cardinals	32,322
D-14	W	28-14	Green Bay	24,216

NFC DIVISIONAL PLAYOFF
D-21 W 21-0 at Pittsburgh 35,729
NFL CHAMPIONSHIP
D-28 L 21-28 at Chi. Cardinals 30,759

1946				
Record: 6-5 (2nd in Eastern)				
HC: Greasy Neale				

Date	W/L	Score	Opponent	Att.
S-29	W	25-14	at LA Rams	30,500
O-06	W	49-25	Boston Yanks	33,986
O-13	L	7-19	Green Bay	36,127
O-20	L	14-21	at Chicago Bears	41,221
O-27	W	28-24	at Washington	33,691
N-03	W	24-14	NY Giants	40,059
N-10	L	17-45	at NY Giants	60,874
N-17	L	7-10	at Pittsburgh	38,882
N-24	L	10-27	Washington	36,633
D-01	W	10-7	Pittsburgh	29,943
D-08	W	40-14	at Boston Yanks	29,555

1945				
Record: 7-3 (2nd in Eastern)				
HC: Greasy Neale				

Date	W/L	Score	Opponent	Att.
O-07	W	21-6	Chi. Cardinals	25,581
O-14	L	24-28	at Detroit	22,580
O-21	L	14-24	at Washington	35,550
O-28	W	28-14	Cleveland Rams	38,149
N-04	W	45-3	at Pittsburgh	23,018
N-11	W	38-17	NY Giants	30,047
N-18	W	30-6	Pittsburgh	23,838
N-24	W	16-0	Washington	37,306
D-02	L	21-28	at NY Giants	45,372
D-09	W	35-7	Boston Yanks	27,905

1944				
Record: 7-1-2 (2nd in Eastern)				
HC: Greasy Neale				

Date	W/L	Score	Opponent	Att.
S-26	W	28-7	at Boston Yanks	25,061
O-08	T	31-31	Washington	32,549
O-22	W	38-0	Boston Yanks	24,638
O-29	W	24-17	at NY Giants	42,639
N-05	W	21-7	at Brk. Dodgers	15,289
N-12	T	21-21	NY Giants	33,248
N-19	W	37-7	at Washington	35,540
N-26	L	7-28	Chicago Bears	34,035
D-03	W	34-0	Brk. Dodgers	13,467
D-10	W	26-13	Cleveland Rams	24,123

1943 "STEAGLES"				
Record: 5-4-1 (3rd in Eastern)				
HC: Greasy Neale & Walt Kiesling				

Date	W/L	Score	Opponent	Att.
O-02	W	17-0	Brk. Dodgers	11,131
O-09	W	28-14	NY Giants	15,340
O-17	L	21-48	at Chicago Bears	21,744
O-24	L	14-42	at NY Giants	42,681
O-31	W	34-13	Chi. Cardinals	16,351
			(Pittsburgh, PA)	
N-07	T	14-14	Washington	28,893
N-14	L	7-13	at Brk. Dodgers	7,614
N-21	W	35-34	Detroit (Pitt.)	23,338
N-28	W	27-14	at Washington	35,826
D-05	L	28-38	Green Bay	34,294

1942				
Record: 2-9 (5th in Eastern)				
HC: Greasy Neale				

Date	W/L	Score	Opponent	Att.
S-13	W	24-14	at Pittsburgh	13,349
S-20	L	14-24	at Cleve. Rams	6,434
			(Akron, OH)	
S-27	L	14-35	Brk. Dodgers	5,286
			(Buffalo, NY)	
O-04	L	10-14	Washington	15,500
O-11	L	17-35	at NY Giants	28,264
O-18	L	0-14	Pittsburgh	12,500
O-25	L	14-45	at Chicago Bears	15,372
N-01	L	27-30	at Washington	32,658
N-08	L	0-14	NY Giants	13,600
N-15	W	14-7	at Brk. Dodgers	3,858
N-29	L	0-7	Green Bay	13,700

1941				
Record: 2-8-1 (4th in Eastern)				
HC: Greasy Neale				

Date	W/L	Score	Opponent	Att.
S-13	L	0-24	NY Giants	25,478
S-21	W	10-7	at Pittsburgh	12,893
S-27	L	13-24	Brk. Dodgers	16,341
O-12	L	0-16	at NY Giants	30,842
O-19	L	17-21	Washington	19,071
O-26	W	21-14	Chi. Cardinals	12,683
N-02	L	6-15	at Brk. Dodgers	15,899
N-09	T	7-7	Pittsburgh	15,601
N-16	L	17-21	at Detroit	16,306
N-30	L	14-49	Chicago Bears	32,608
D-07	L	14-20	at Washington	27,102

1940				
Record: 1-10 (5th in Eastern)				
HC: Bert Bell				

Date	W/L	Score	Opponent	Att.
S-15	L	20-27	at Green Bay	11,657
S-22	L	13-21	at Cleve. Rams	15,941
S-28	L	14-20	NY Giants	26,431
O-04	L	17-30	at Brk. Dodgers	24,008
O-13	L	7-17	at NY Giants	30,317
O-20	L	17-34	Washington	25,062
O-26	L	7-21	Brk. Dodgers	6,500
N-10	L	3-7	at Pittsburgh	9,556
N-17	L	0-21	Detroit	6,327
N-28	W	7-0	Pittsburgh	4,200
D-01	L	6-13	at Washington	25,838



1939				
Record: 1-9-1 (T-4th in Eastern)				
HC: Bert Bell				

Date	W/L	Score	Opponent	Att.
S-17	L	0-7	Washington	33,258
S-24	L	3-13	NY Giants	30,600
O-01	T	0-0	Brk. Dodgers	1,880
O-15	L	10-27	at NY Giants	34,471
O-22	L	14-23	at Brk. Dodgers	13,057
N-05	L	6-7	at Washington	20,444
N-12	L	16-23	Green Bay	23,000
N-19	L	14-27	at Chicago Bears	21,398
N-23	W	17-14	Pittsburgh	20,000
N-26	L	12-24	at Pittsburgh	8,788
D-03	L	13-35	at Cleve. Rams (Col. Springs, CO)	9,189

1938				
Record: 5-6 (4th in Eastern)				
HC: Bert Bell				

Date	W/L	Score	Opponent	Att.
S-11	L	23-26	Washington	20,000
S-16	W	27-7	at Pittsburgh (Buffalo, NY)	19,749
S-25	W	14-10	NY Giants	20,000
O-02	L	6-28	Chicago Bears	NA
O-16	L	7-17	at NY Giants	33,187
O-23	L	14-20	at Washington	3,000
O-26	W	7-0	at Chi. Cardinals (Erie, PA)	15,000
N-06	L	7-10	Brk. Dodgers	12,000
N-13	L	14-32	at Brk. Dodgers	13,052
N-20	W	14-7	Pittsburgh Pirates (Charleston, WV)	6,500
D-04	W	21-7	at Detroit	19,000

1937				
Record: 2-8-1 (5th in Eastern)				
HC: Bert Bell				

Date	W/L	Score	Opponent	Att.
S-05	L	14-27	at Pittsburgh	8,588
S-10	L	7-13	Brk. Dodgers	5,221
S-21	L	3-21	Cleveland Rams	3,107
S-28	T	6-6	Chi. Cardinals	3,912
O-03	L	7-16	NY Giants	4,878
O-10	W	14-0	at Washington	7,320
O-17	L	0-21	at NY Giants	20,089
O-24	L	7-10	Washington	6,580
O-31	L	7-16	at Pitt. Pirates	2,772
N-07	W	14-10	at Brk. Dodgers	8,373
N-14	L	7-37	at Green Bay	13,340

1936				
Record: 1-11 (5th in Eastern)				
HC: Bert Bell				

Date	W/L	Score	Opponent	Att.
S-13	W	10-7	NY Giants	20,000
S-20	L	3-26	Boston	20,000
S-27	L	0-17	Chicago Bears	25,000
O-04	L	0-18	at Brk. Dodgers	NA
O-11	L	0-23	Detroit	15,000
O-14	L	0-17	at Pittsburgh	10,042
O-18	L	7-17	at Boston	4,000
O-25	L	17-21	at NY Giants	15,000
N-05	L	0-6	Pittsburgh (Johnstown, PA)	NA
N-08	L	0-13	at Chi. Cardinals	1,500
N-22	L	7-28	Chicago Bears	NA
N-29	L	7-13	Brooklyn Dodgers	NA

1935				
Record: 2-9 (5th in Eastern)				
HC: Lud Wray				

Date	W/L	Score	Opponent	Att.
S-13	L	7-17	Pittsburgh	NA
S-20	L	0-35	at Detroit	12,000
O-09	W	17-6	at Pittsburgh	6,271
O-13	L	0-39	Chicago Bears	NA
O-27	L	6-17	at Brk. Dodgers	NA
N-03	W	7-6	at Boston	10,000
N-05	L	0-3	Brk. Dodgers	NA
N-10	L	3-12	at Chi. Cardinals	6,000
N-24	L	0-10	at NY Giants	NA
D-01	L	14-21	NY Giants	NA
D-08	L	6-13	Green Bay	4,000

1934				
Record: 4-7 (T-3rd in Eastern)				
HC: Lud Wray				

Date	W/L	Score	Opponent	Att.
S-16	L	6-19	at Green Bay	5,000
S-26	W	17-0	at Pittsburgh	NA
O-07	L	7-9	Pittsburgh	NA
O-14	L	0-10	Detroit	9,860
O-21	L	0-6	at Boston	10,344
O-28	L	0-17	at NY Giants	NA
N-06	W	64-0	Cincinnati Reds	NA
N-11	L	7-10	Brk. Dodgers	NA
N-18	L	7-14	Boston	8,500
N-25	W	13-0	at Brk. Dodgers	NA
D-03	W	6-0	NY Giants	12,471

1933				
Record: 3-5-1 (4th in Eastern)				
HC: Lud Wray				

Date	W/L	Score	Opponent	Att.
O-15	L	0-56	at NY Giants	NA
O-18	L	0-25	Portsmouth	1,750
O-29	L	9-35	at Green Bay	3,007
N-05	W	6-0	at Cin. Reds	NA
N-12	T	3-3	Chicago Bears	17,850
N-19	W	25-6	Pittsburgh	6,000
N-26	W	20-3	Cincinnati Reds	NA
D-03	L	0-10	Green Bay	9,500
D-10	L	14-20	NY Giants	18,000



ARIZONA CARDINALS

Overall: 57-61-6 Home: 29-29-3 Away: 28-32-2 Playoffs: 1-2

at Lincoln Financial Field: 3-3 at State Farm Stadium: 1-4

Date	Site	Result	Score	Date	Site	Result	Score	Date	Site	Result	Score
N-10-35	Chi	L	3-12	S-11-66	StL	L	13-16	O-15-89	Phx	W	17-5
N-08-36	Chi	L	0-13	O-02-66	Phila	L	10-41	D-24-89	Phila	W	31-14
S-28-37	Phila	T	6-6	O-22-67	StL	L	14-48	S-16-90	Phila	L	21-23
O-26-38	Erie, PA	W	7-0	N-03-68	Phila	L	17-45	D-29-90	Phx	W	23-21
O-26-41	Phila	W	21-14	N-23-69	StL	W	34-30	S-08-91	Phila	L	10-26
O-07-45	Phila	W	21-6	O-18-70	Phila	L	20-35	N-24-91	Phx	W	34-14
D-07-47	Phila	L	21-45	N-29-70	StL	L	14-23	S-13-92	Phx	W	31-14
D-28-47	Chi (c)	L	21-28	N-21-71	StL	W	37-20	O-25-92	Phila	W	7-3
S-24-48	Chi	L	14-21	D-12-71	Phila	W	19-7	S-05-93	Phila	W	23-17
D-19-48	Phila (c)	W	7-0	N-05-72	Phila	T	6-6	N-07-93	Phx	L	3-16
O-08-49	Phila	W	28-3	D-17-72	StL	L	23-24	N-06-94	Phila	W	17-7
S-24-50	Chi	W	45-7	S-16-73	Phila	L	23-34	N-20-94	Arz	L	6-12
N-19-50	Phila	L	10-14	O-14-73	StL	W	27-24	S-10-95	Arz	W	31-19
S-30-51	Chi	W	17-14	S-15-74	StL	L	3-7	D-17-95	Phila	W	21-20
N-16-52	Phila	W	10-7	N-17-74	Phila	L	3-13	N-24-96	Arz	L	30-36
N-30-52	Chi	L	22-28	O-19-75	StL	L	20-31	D-22-96	Phila	W	29-19
O-25-53	Chi	W	56-17	N-09-75	Phila	L	23-24	O-19-97	Phila	W	13-10 (OT)
N-21-53	Phila	W	38-0	O-10-76	StL	L	14-33	N-02-97	Arz	L	21-31
O-03-54	Chi	W	35-16	N-07-76	Phila	L	14-17	S-20-98	Arz	L	3-17
N-07-54	Phila	W	30-14	O-16-77	Phila	L	17-21	D-13-98	Phila	L	17-20 (OT)
O-23-55	Chi	T	24-24	N-20-77	StL	L	16-21	S-12-99	Phila	L	24-25
D-04-55	Phila	W	27-3	O-29-78	Phila	L	10-16	D-05-99	Arz	L	17-21
O-21-56	Phila	L	6-20	N-26-78	StL	W	14-10	O-15-00	Arz	W	33-14
N-04-56	Chi	L	17-28	O-14-79	StL	W	24-20	N-19-00	Phila	W	34-9
N-03-57	Chi	W	38-21	N-18-79	Phila	W	16-13	O-07-01	Phila	L	20-21
D-14-57	Phila	L	27-31	S-28-80	StL	L	14-24	N-04-01	Arz	W	21-7
N-02-58	Chi	T	21-21	D-14-80	Phila	W	17-3	N-17-02	Phila	W	38-14
N-16-58	Phila	W	49-21	N-08-81	StL	W	52-10	D-24-05	Arz	L	21-27
O-25-59	Minn	W	28-24	D-20-81	Phila	W	38-0	N-27-08	Phila	W	48-20
N-15-59	Phila	W	27-17	D-05-82	Phila	L	20-23	J-18-09	Arz (c)	L	25-32
O-09-60	Phila	W	31-27	S-25-83	Phila	L	11-14	N-13-11	Phila	L	17-21
D-04-60	StL	W	20-6	D-18-83	StL	L	7-31	S-23-12	Arz	L	6-27
O-01-61	Phila	L	27-30	O-28-84	Phila	L	14-34	D-01-13	Phila	W	24-21
O-15-61	StL	W	20-7	N-25-84	StL	L	16-17	O-26-14	Arz	L	20-24
S-16-62	Phila	L	21-27	O-13-85	Phila	W	30-7	D-20-15	Phila	L	17-40
D-16-62	StL	L	35-45	N-17-85	StL	W	24-14	O-08-17	Phila	W	34-7
S-22-63	Phila	L	24-28	N-02-86	StL	L	10-13	D-20-20	Arz	L	26-33
D-08-63	StL	L	14-38	D-07-86	Phila	T	10-10 (OT)	O-09-22	Arz	W	20-17
N-22-64	Phila	L	13-38	N-01-87	StL	W	28-23	D-31-23	Phila	L	31-35
D-13-64	StL	L	34-36	N-22-87	Phila	L	19-31				
S-19-65	Phila	W	34-27	N-27-88	Phila	W	31-21				
N-28-65	StL	W	28-24	D-10-88	Phx	W	23-17				

Note: Franchise in Chicago prior to 1960 and St. Louis from 1960-87; changed its name from Phoenix to Arizona in 1994

c - NFL Championship in 1947 and 1948, NFC Championship in 2009



ATLANTA FALCONS

Overall: 21-15-1 Home: 12-6-1 Away: 9-9 Playoffs: 3-1

at Lincoln Financial Field: 7-1 at Mercedes-Benz Stadium: 1-1

Date	Site	Result	Score	Date	Site	Result	Score	Date	Site	Result	Score
S-18-66	Phila	W	23-10	O-05-86	Atl	W	16-0	O-26-08	Phila	W	27-14
O-08-67	Atl	W	38-7	O-30-88	Phila	L	24-27	D-6-09	Atl	W	34-7
D-14-69	Phila	L	3-27	N-18-90	Atl	W	24-23	O-17-10	Phila	W	31-17
N-15-70	Phila	T	13-13	N-27-94	Atl	L	21-28	S-18-11	Atl	L	31-35
N-11-73	Phila	L	27-44	S-22-96	Atl	W	33-18	O-28-12	Phila	L	17-30
O-03-76	Atl	W	14-13	D-14-97	Atl	L	17-20	S-14-15	Atl	L	24-26
D-24-78	Atl (w)	L	13-14	S-13-98	Atl	L	12-17	N-13-16	Phila	W	24-15
S-10-79	Phila	L	10-14	O-01-00	Phila	W	38-10	J-13-17	Phila (d)	W	15-10
D-07-80	Phila	L	17-20	J-11-03	Phila (d)	W	20-6	S-06-18	Phila	W	18-12
O-05-81	Phila	W	16-13	N-02-03	Atl	W	23-16	S-15-19	Atl	L	20-24
O-02-83	Atl	W	28-24	J-23-05	Phila (c)	W	27-10	S-12-21	Atl	W	32-6
D-16-84	Atl	L	10-26	S-12-05	Atl	L	10-14				
N-10-85	Phila	W	23-17 (OT)	D-31-06	Phila	W	24-17				

BALTIMORE RAVENS

Overall: 2-3-1 Home: 2-1 Away: 0-2-1 Playoffs: 0-0

at Lincoln Financial Field: 2-1 at M&T Bank Stadium: 0-2

Date	Site	Result	Score	Date	Site	Result	Score	Date	Site	Result	Score
N-16-97	Bal	T	10-10 (OT)	N-23-08	Bal	L	7-36	D-18-16	Bal	L	26-27
O-31-04	Phila	W	15-10	S-16-12	Phila	W	24-23	O-18-20	Phila	L	28-30

BUFFALO BILLS

Overall: 9-6 Home: 5-2 Away: 4-4 Playoffs: 0-0

at Lincoln Financial Field: 3-0 at Highmark Stadium: 4-4

Date	Site	Result	Score	Date	Site	Result	Score	Date	Site	Result	Score
O-07-73	Buf	L	26-27	D-12-93	Phila	L	7-10	D-13-15	Phila	W	23-20
S-17-81	Buf	W	20-14	N-10-96	Phila	L	17-24	O-27-19	Buf	W	31-13
O-07-84	Buf	W	27-17	S-26-99	Buf	L	0-26	N-26-23	Phila	W	37-34 (OT)
O-27-85	Phila	W	21-17	S-28-03	Buf	W	23-13				
D-27-87	Phila	W	17-7	D-30-07	Phila	W	17-9				
D-02-90	Buf	L	23-30	O-09-11	Buf	L	24-31				

CAROLINA PANTHERS

Overall: 8-5 Home: 4-3 Away: 4-2 Playoffs: 0-1

at Lincoln Financial Field: 3-3 at Bank of America Stadium: 4-2

Date	Site	Result	Score	Date	Site	Result	Score	Date	Site	Result	Score
O-27-96	Phila	W	20-9	D-04-06	Phila	W	27-24	O-12-17	Car	W	28-23
N-07-99	Car	L	7-33	S-13-09	Car	W	38-10	O-21-18	Phila	L	17-21
N-30-03	Car	W	25-16	N-26-12	Phila	L	22-30	O-10-21	Car	W	21-18
J-18-04	Phila (c)	L	3-14	N-10-14	Phila	W	45-21				
O-17-04	Phila	W	30-8	O-25-15	Car	L	16-27				



CHICAGO BEARS
Overall: 17-30-1 Home: 9-13-1 Away: 8-17 Playoffs: 3-1
at Lincoln Financial Field: 3-2 at Soldier Field: 6-8

Date	Site	Result	Score	Date	Site	Result	Score	Date	Site	Result	Score
N-12-33	Phila	T	3-3	O-20-68	Phila	L	16-29	J-19-02	Chi (d)	W	33-19
O-13-35	Phila	L	0-39	S-27-70	Chi*	L	16-20	N-03-02	Chi^	W	19-13
S-27-36	Phila	L	0-17	D-10-72	Phila	L	12-21	O-03-04	Chi	W	19-9
N-22-36	Phila	L	7-28	S-28-75	Chi	L	13-15	O-21-07	Phila	L	16-19
O-02-38	Phila	L	6-28	D-23-79	Phila (f)	W	27-17	S-28-08	Chi	L	20-24
N-19-39	Chi	L	14-27	O-26-80	Phila	W	17-14	N-22-09	Chi	W	24-20
N-30-41	Phila	L	14-49	O-23-83	Phila	L	6-7	N-28-10	Chi	L	26-31
O-25-42	Chi	L	14-45	N-13-83	Chi	L	14-17	N-07-11	Phila	L	24-30
O-17-43	Chi	L	21-48	S-14-86	Chi	L	10-13 (OT)	D-22-13	Phila	W	54-11
N-26-44	Phila	L	7-28	O-04-87	Phila	L	3-35	S-19-16	Chi	W	29-14
O-20-46	Chi	L	14-21	D-31-88	Chi (d)	L	12-20	N-26-17	Phila	W	31-3
O-12-47	Chi	L	7-40	O-02-89	Chi	L	13-27	J-06-19	Chi (w)	W	16-15
O-24-48	Phila	W	12-7	O-10-93	Phila	L	6-17	N-03-19	Phila	W	22-14
O-16-49	Chi	L	21-38	S-12-94	Phila	W	30-22	D-18-22	Chi	W	25-20
D-11-55	Chi	L	10-17	D-24-95	Chi	L	14-20				
N-05-61	Phila	W	16-14	O-17-99	Chi	W	20-16				
O-27-63	Chi	L	7-16	O-22-00	Phila	W	13-9				

* Game played in Evanston, IL ^ Game played in Champaign, IL

CINCINNATI BENGALS
Overall: 3-9-2 Home: 3-5-1 Away: 0-4-1 Playoffs: 0-0
at Lincoln Financial Field: 0-2-1 at Paycor Stadium: 0-1-1

Date	Site	Result	Score	Date	Site	Result	Score	Date	Site	Result	Score
S-19-71	Cin	L	14-37	D-24-94	Cin	L	30-33	D-04-16	Cin	L	14-32
D-07-75	Phila	L	0-31	N-30-97	Phila	W	44-42	S-27-20	Phila	T	23-23
O-28-79	Cin	L	13-37	D-24-00	Phila	W	16-7				
N-21-82	Phila	L	14-18	J-02-05	Phila	L	10-38				
S-11-88	Phila	L	24-28	N-16-08	Cin	T	13-13 (OT)				
N-17-91	Phila	W	17-10	D-13-12	Phila	L	13-34				

CLEVELAND BROWNS
Overall: 17-32-1 Home: 10-13 Away: 7-19-1 Playoffs: 0-0
at Lincoln Financial Field: 2-0 at Cleveland Browns Stadium: 3-1

Date	Site	Result	Score	Date	Site	Result	Score	Date	Site	Result	Score
S-16-50	Phila	L	10-35	N-08-59	Cle	L	7-28	S-21-69	Phila	L	20-27
D-03-50	Cle	L	7-13	D-13-59	Phila	L	21-28	S-24-72	Phila	L	17-27
N-11-51	Cle	L	17-20	S-25-60	Phila	L	24-41	N-14-76	Cle	L	3-24
D-16-51	Phila	L	9-24	O-23-60	Cle	W	31-29	N-04-79	Phila	L	19-24
O-19-52	Phila	L	7-49	S-17-61	Phila	W	27-20	S-19-82	Cle	W	24-21
N-23-52	Cle	W	28-20	N-19-61	Cle	L	24-45	O-16-88	Cle	L	3-19
O-10-53	Cle	L	13-37	S-30-62	Phila	W	35-7	N-10-91	Cle	W	32-30
D-13-53	Phila	W	42-27	N-04-62	Cle	T	14-14	N-13-94	Phila	L	7-26
S-26-54	Phila	W	28-10	O-20-63	Cle	L	7-37	D-10-00	Cle	W	35-24
N-21-54	Cle	L	0-6	N-03-63	Phila	L	17-23	O-24-04	Cle	W	34-31 (OT)
O-09-55	Cle	L	17-21	S-27-64	Phila	L	20-28	D-15-08	Phila	W	30-10
N-13-55	Phila	W	33-17	N-29-64	Cle	L	24-38	S-09-12	Cle	W	17-16
N-18-56	Phila	L	0-16	O-03-65	Phila	L	17-35	S-11-16	Phila	W	29-10
D-02-56	Cle	L	14-17	N-07-65	Cle	L	34-38	N-22-20	Cle	L	17-22
O-13-57	Cle	L	7-24	N-13-66	Cle	L	7-27				
O-20-57	Phila	W	17-7	D-11-66	Phila	W	33-21				
N-23-58	Cle	L	14-28	D-17-67	Phila	W	28-24				
D-07-58	Phila	L	14-21	N-24-68	Cle	L	13-47				



DALLAS COWBOYS

Overall: 56-74 Home: 32-31 Away: 24-43 Playoffs: 1-3

at Lincoln Financial Field: 10-11 at AT&T Stadium: 6-10

Date	Site	Result	Score	Date	Site	Result	Score	Date	Site	Result	Score
S-30-60	Dal	W	27-25	D-26-82	Dal	W	24-20	D-07-03	Phila	W	36-10
O-22-61	Dal	W	43-7	O-16-83	Dal	L	7-37	N-15-04	Dal	W	49-21
N-26-61	Phila	W	35-13	N-06-83	Phila	L	20-27	D-19-04	Phila	W	12-7
O-14-62	Dal	L	19-41	S-16-84	Dal	L	17-23	O-09-05	Dal	L	10-33
N-25-62	Phila	W	28-14	D-02-84	Phila	L	10-26	N-14-05	Phila	L	20-21
O-06-63	Phila	W	24-21	O-20-85	Phila	W	16-14	O-08-06	Phila	W	38-24
N-17-63	Dal	L	20-27	N-24-85	Dal	L	17-34	D-25-06	Dal	W	23-7
N-15-64	Dal	W	17-14	O-19-86	Phila	L	14-17	N-04-07	Phila	L	17-38
D-06-64	Phila	W	24-14	D-14-86	Dal	W	23-21	D-16-07	Dal	W	10-6
O-10-65	Dal	W	35-24	O-11-87	Dal	L	22-41	S-15-08	Dal	L	37-41
D-05-65	Phila	L	19-21	O-25-87	Phila	W	37-20	D-28-08	Phila	W	44-6
O-09-66	Dal	L	7-56	O-23-88	Phila	W	24-23	N-08-09	Phila	L	16-20
D-06-66	Phila	W	24-23	D-18-88	Dal	W	23-7	J-03-10	Dal	L	0-24
O-29-67	Phila	W	21-14	N-23-89	Dal	W	27-0	J-09-10	Dal (w)	L	14-34
D-10-67	Dal	L	17-38	D-10-89	Phila	W	20-10	D-12-10	Dal	W	30-27
S-29-68	Phila	L	13-45	O-28-90	Dal	W	21-20	J-02-11	Phila	L	13-14
O-13-68	Dal	L	14-34	D-23-90	Phila	W	17-3	O-30-11	Phila	W	34-7
O-05-69	Phila	L	7-38	S-15-91	Dal	W	24-0	D-24-11	Dal	W	20-7
O-19-69	Dal	L	14-49	D-15-91	Phila	L	13-25	N-11-12	Phila	L	23-38
S-20-70	Phila	L	7-17	O-05-92	Phila	W	31-7	D-02-12	Dal	L	33-38
N-01-70	Dal	L	17-21	N-01-92	Dal	L	10-20	O-20-13	Phila	L	3-17
S-26-71	Phila	L	7-42	J-10-93	Dal (d)	L	10-34	D-29-13	Dal	W	24-22
N-14-71	Dal	L	7-20	O-31-93	Phila	L	10-23	N-27-14	Dal	W	33-10
S-17-72	Dal	L	6-28	D-06-93	Dal	L	17-23	D-14-14	Phila	L	27-38
N-19-72	Phila	L	7-28	O-16-94	Dal	L	13-24	S-20-15	Phila	L	10-20
O-28-73	Phila	W	30-16	D-04-94	Phila	L	19-31	N-08-15	Dal	W	33-27 (OT)
N-18-73	Dal	L	10-31	N-06-95	Dal	L	12-34	O-30-16	Dal	L	23-29 (OT)
S-23-74	Phila	W	13-10	D-10-95	Phila	W	20-17	J-01-17	Phila	W	27-13
O-20-74	Dal	L	24-31	J-07-96	Dal (d)	L	11-30	N-19-17	Dal	W	37-9
O-26-75	Phila	L	17-20	S-30-96	Phila	L	19-23	D-31-17	Phila	L	0-6
N-23-75	Dal	L	17-27	N-03-96	Dal	W	31-21	N-11-18	Phila	L	20-27
S-12-76	Dal	L	7-27	S-15-97	Dal	L	20-21	D-09-18	Dal	L	23-29 (OT)
D-05-76	Phila	L	7-26	O-26-97	Phila	W	13-12	O-20-19	Dal	L	10-37
O-23-77	Phila	L	10-16	N-02-98	Phila	L	0-34	D-22-19	Phila	W	17-9
D-04-77	Dal	L	14-24	D-20-98	Dal	L	9-13	N-01-20	Phila	W	23-9
O-22-78	Dal	L	7-14	O-10-99	Phila	W	13-10	D-27-20	Dal	L	17-37
D-10-78	Phila	L	13-31	D-12-99	Dal	L	10-20	S-27-21	Dal	L	21-41
N-12-79	Dal	W	31-21	S-03-00	Dal	W	41-14	J-08-22	Phila	L	26-51
D-08-79	Phila	L	17-24	N-05-00	Phila	W	16-13 (OT)	O-16-22	Phila	W	26-17
O-19-80	Phila	W	17-10	S-30-01	Phila	W	40-18	D-24-22	Dal	L	34-40
D-21-80	Dal	L	27-35	N-18-01	Dal	W	36-3	N-5-23	Phila	W	28-23
J-11-81	Phila (c)	W	20-7	S-22-02	Phila	W	44-13	D-10-23	Dal	L	13-33
N-01-81	Phila	L	14-17	D-21-02	Dal	W	27-3				
D-13-81	Dal	L	10-21	O-12-03	Dal	L	21-23				



DENVER BRONCOS

Overall: 9-5 Home: 6-1 Away: 3-4 Playoffs: 0-0
at Lincoln Financial Field: 2-0 at Empower Field at Mile High: 1-2

Date	Site	Result	Score	Date	Site	Result	Score	Date	Site	Result	Score
O-31-71	Phila	W	17-16	S-20-92	Phila	W	30-0	N-05-17	Phila	W	51-23
D-14-75	Den	L	10-25	N-12-95	Phila	W	31-13	N-14-21	Den	W	30-13
S-07-80	Phila	W	27-6	O-04-98	Den	L	16-41				
S-18-83	Den	W	13-10	O-30-05	Den	L	21-49				
S-21-86	Phila	L	7-33	D-27-09	Phila	W	30-27				
O-29-89	Den	W	28-24	S-29-13	Den	L	20-52				

DETROIT LIONS

Overall: 19-16-2 Home: 10-10 Away: 9-6-2 Playoffs: 1-0
at Lincoln Financial Field: 2-2 at Ford Field: 4-2

Date	Site	Result	Score	Date	Site	Result	Score	Date	Site	Result	Score
O-18-33	Phila	L	0-25	N-10-57	Phila	L	16-27	N-08-98	Phila	W	10-9
O-14-34	Phila	L	0-10	O-16-60	Phila	W	28-10	S-26-04	Det	W	30-13
S-20-35	Det	L	0-35	D-17-61	Det	W	27-24	S-23-07	Phila	W	56-21
O-11-36	Phila	L	0-23	D-19-65	Phila	L	28-35	S-19-10	Det	W	35-32
D-04-38	Det	W	21-7	N-28-68	Det	W	12-0	O-14-12	Phila	L	23-26 (OT)
N-17-40	Phila	L	0-21	D-05-71	Det	W	23-20	D-08-13	Phila	W	34-20
N-16-41	Det	L	17-21	D-15-74	Phila	W	28-17	N-26-15	Det	L	14-45
N-21-43	Pit	W	35-34	O-02-77	Det	L	13-17	O-09-16	Det	L	23-24
O-14-45	Det	L	24-28	D-02-79	Phila	W	44-7	S-22-19	Phila	L	24-27
D-12-48	Phila	W	45-21	N-04-84	Det	T	23-23 (OT)	O-31-21	Det	W	44-6
O-03-49	Det	W	22-14	N-16-86	Phila	L	11-13	S-11-22	Det	W	38-35
N-18-51	Phila	L	10-28	D-30-95	Phila (w)	W	58-37				
D-05-54	Det	T	13-13	S-15-96	Phila	W	24-17				

GREEN BAY PACKERS

Overall: 18-29 Home: 12-11 Away: 6-18 Playoffs: 2-1
at Lincoln Financial Field: 5-3 at Lambeau Field: 6-10

Date	Site	Result	Score	Date	Site	Result	Score	Date	Site	Result	Score
O-29-33	GB	L	9-35	N-11-62	Phila	L	0-49	S-17-00	GB	L	3-6
D-03-33	Phila	L	0-10	S-15-68	GB	L	13-30	N-10-03	GB	W	17-14
S-16-34	GB	L	6-19	O-25-70	Mil	L	17-30	J-11-04	Phila (d)	W	20-17 (OT)
D-08-35	Phila	L	6-13	D-01-74	Phila	W	36-14	D-05-04	Phila	W	47-17
N-14-37	Mil	L	7-37	O-17-76	GB	L	13-28	N-27-05	Phila	W	19-14
N-12-39	Phila	L	16-23	N-05-78	Phila	W	10-3	O-02-06	Phila	W	31-9
S-15-40	GB	L	20-27	N-25-79	GB	W	21-10	S-09-07	GB	L	13-16
N-29-42	Phila	L	0-7	O-18-87	GB	L	10-16 (OT)	S-12-10	Phila	L	20-27
D-05-43	Phila	L	28-38	D-16-90	Phila	W	31-0	J-09-11	Phila (w)	L	16-21
O-13-46	Phila	L	7-19	S-01-91	GB	W	20-3	N-10-13	GB	W	27-13
D-14-47	Phila	W	28-14	N-15-92	Mil	L	24-27	N-16-14	GB	L	20-53
O-14-51	GB	L	24-37	S-12-93	GB	W	20-17	N-28-16	Phila	L	13-27
N-02-52	Mil	L	10-12	S-18-94	Phila	W	13-7	S-26-19	GB	W	34-27
O-30-54	Phila	L	14-37	S-09-96	GB	L	13-39	D-06-20	GB	L	16-30
O-26-58	GB	L	35-38	S-07-97	Phila	W	10-9	N-27-22	Phila	W	40-33
D-26-60	Phila (c)	W	17-13	N-29-98	GB	L	16-24				

HOUSTON TEXANS

Overall: 6-0 Home: 3-0 Away: 3-0 Playoffs: 0-0
at Lincoln Financial Field: 2-0 at NRG Stadium: 3-0

Date	Site	Result	Score	Date	Site	Result	Score	Date	Site	Result	Score
S-29-02	Phila	W	35-17	D-02-10	Phila	W	34-24	D-23-18	Phila	W	32-30
S-10-06	Hou	W	24-10	N-02-14	Hou	W	31-21	N-03-22	Hou	W	29-17



INDIANAPOLIS COLTS

Overall: 11-10 Home: 6-5 Away: 5-5 Playoffs: 0-0

at Lincoln Financial Field: 2-0 at Lucas Oil Stadium: 2-0

Date	Site	Result	Score	Date	Site	Result	Score	Date	Site	Result	Score
O-15-50	Bal	W	24-14	N-15-81	Phila	W	38-13	N-26-06	Ind	L	21-45
N-15-53	Phila	W	45-14	O-30-83	Phila	L	21-22	N-07-10	Phila	W	26-24
N-21-65	Bal	L	24-34	O-14-84	Phila	W	16-7	S-15-14	Ind	W	30-27
S-24-67	Phila	L	6-38	S-30-90	Phila	L	23-24	S-23-18	Phila	W	20-16
O-13-69	Bal	L	20-24	D-13-93	Ind	W	20-10	N-20-22	Ind	W	17-16
D-06-70	Bal	L	10-29	D-05-96	Ind	L	10-37				
S-29-74	Phila	W	30-10	N-21-99	Phila	L	17-44				
O-01-78	Bal	W	17-14	N-10-02	Phila	L	13-35				

Note: Franchise in Baltimore prior to 1984

JACKSONVILLE JAGUARS

Overall: 4-3 Home: 2-1 Away: 2-2 Playoffs: 0-0

at Lincoln Financial Field: 1-1 at TIAA Bank Field: 1-2

Date	Site	Result	Score	Date	Site	Result	Score	Date	Site	Result	Score
O-12-97	Jax	L	21-38	S-26-10	Jax	W	28-3	O-02-22	Phila	W	29-21
O-06-02	Jax	L	25-28	S-07-14	Phila	W	34-17				
O-29-06	Phila	L	6-13	O-28-18	Jax	W	24-18				

KANSAS CITY CHIEFS

Overall: 5-6 Home: 1-3 Away: 4-2 Playoffs: 0-1

at Lincoln Financial Field: 1-2 at Arrowhead Stadium: 4-2

Date	Site	Result	Score	Date	Site	Result	Score	Date	Site	Result	Score
O-22-72	KC	W	21-20	O-02-05	KC	W	37-31	O-03-21	Phila	L	32-40
O-11-92	KC	L	17-24	S-27-09	Phila	W	34-14	F-12-23	Arz (s)	L	35-38
S-27-98	Phila	L	21-24	S-19-13	Phila	L	16-26	N-20-23	KC	W	21-17
N-29-01	KC	W	23-10	S-17-17	KC	L	20-27				

LAS VEGAS RAIDERS

Overall: 7-7 Home: 5-2 Away: 2-5 Playoffs: 0-1

at Lincoln Financial Field: 2-0 at Allegiant Stadium: 0-1

Date	Site	Result	Score	Date	Site	Result	Score	Date	Site	Result	Score
O-17-71	Oak	L	10-34	N-08-92	Phila	W	31-10	D-25-17	Phila	W	19-10
N-21-76	Phila	L	7-26	S-24-95	Oak	L	17-48	O-24-21	LV	L	22-33
N-23-80	Phila	W	10-7	O-28-01	Phila	L	10-20				
J-25-81	NO (s)	L	10-27	S-25-05	Phila	W	23-20				
N-30-86	LA	W	33-27 (OT)	O-18-09	Oak	L	9-13				
O-22-89	Phila	W	10-7	N-03-13	Oak	W	49-20				

Note: Franchise in Oakland from 1996-2019, Los Angeles from 1982-95 and Oakland prior to 1982



LOS ANGELES CHARGERS

Overall: 5-8 Home: 3-3 Away: 2-5 Playoffs: 0-0
at Lincoln Financial Field: 1-2 at SoFi Stadium: 0-0

Date	Site	Result	Score	Date	Site	Result	Score	Date	Site	Result	Score
O-06-74	SD	W	13-7	S-17-95	Phila	L	21-27	S-15-13	Phila	L	30-33
N-30-80	SD	L	21-22	O-18-98	SD	L	10-13	O-01-17	LA	W	26-24
D-15-85	SD	L	14-20	D-09-01	Phila	W	24-14	N-07-21	Phila	L	24-27
O-26-86	Phila	W	23-7	O-23-05	Phila	W	20-17				
N-05-89	SD	L	17-20	N-15-09	SD	L	23-31				

Note: Franchise in San Diego from 1961-2016, Los Angeles in 1960

LOS ANGELES RAMS

Overall: 23-20-1 Home: 15-9 Away: 8-11-1 Playoffs: 1-2
at Lincoln Financial Field: 2-1 at SoFi Stadium: 1-0

Date	Site	Result	Score	Date	Site	Result	Score	Date	Site	Result	Score
S-21-37	Phila	L	3-21	N-22-59	Phila	W	23-20	D-03-98	Phila	W	17-14
D-03-39	(Col.)	L	13-35	N-08-64	LA	L	10-20	J-02-00	Phila	W	38-31
S-22-40	Clev	L	13-21	N-12-67	LA	L	17-33	S-09-01	Phila	L	17-20 (OT)
S-20-42	Akron	L	14-24	N-16-69	Phila	L	17-23	J-27-02	StL (c)	L	24-29
D-10-44	Phila	W	26-13	O-15-72	Phila	L	3-34	D-01-02	Phila	W	10-3
O-28-45	Phila	W	28-14	N-03-75	Phila	L	3-42	D-27-04	StL	L	7-20
S-29-46	LA	W	25-14	S-25-77	LA	L	0-20	D-18-05	StL	W	17-16
O-26-47	Phila	W	14-7	S-03-78	Phila	L	14-16	S-07-08	Phila	W	38-3
O-03-48	LA	T	28-28	D-04-83	Phila	W	13-9	S-11-11	StL	W	31-13
N-06-49	Phila	W	38-14	S-15-85	Phila	L	6-17	O-05-14	Phila	W	34-28
D-18-49	LA (c)	W	14-0	S-28-86	Phila	W	34-20	D-10-17	LA	W	43-35
O-07-50	Phila	W	56-20	N-06-88	Phila	W	30-24	D-16-18	LA	W	30-23
N-27-55	Phila	L	21-23	D-31-89	Phila (w)	L	7-21	S-20-20	Phila	L	19-37
S-30-56	LA	L	7-27	S-23-90	LA	W	27-21	O-08-23	LA	W	23-14
S-29-57	LA	L	13-17	O-29-95	Phila	W	20-9				

Note: Franchise in Cleveland prior to 1946, Los Angeles from 1946-94 and St. Louis from 1995-2015
 c - NFL Championship in 1949, NFC Championship in 2002

MIAMI DOLPHINS

Overall: 7-9 Home: 5-3 Away: 2-6 Playoffs: 0-0
at Lincoln Financial Field: 2-1 at Hard Rock Stadium: 2-3

Date	Site	Result	Score	Date	Site	Result	Score	Date	Site	Result	Score
N-08-70	Phila	W	24-17	D-09-90	Mia	L	20-23 (OT)	D-11-11	Mia	W	26-10
O-12-75	Mia	L	16-24	N-14-93	Phila	L	14-19	N-15-15	Phila	L	19-20
S-24-78	Phila	W	17-3	O-20-96	Phila	W	35-28	D-01-19	Mia	L	31-37
N-30-81	Mia	L	10-13	O-24-99	Mia	L	13-16	O-22-23	Phila	W	31-17
N-11-84	Mia	L	23-24	D-15-03	Mia	W	34-27				
D-13-87	Phila	L	10-28	N-18-07	Phila	W	17-7				



MINNESOTA VIKINGS

Overall: 16-15 Home: 12-7 Away: 4-8 Playoffs: 4-0
at Lincoln Financial Field: 6-2 at U.S. Bank Stadium: 0-1

Date	Site	Result	Score	Date	Site	Result	Score	Date	Site	Result	Score
O-28-62	Min	L	21-31	D-01-85	Phila	L	23-28	J-04-09	Min (w)	W	26-14
D-16-63	Phila	L	13-34	D-22-85	Min	W	37-35	D-28-10	Phila	L	14-24
D-15-68	Phila	L	17-24	S-25-88	Min	L	21-23	D-15-13	Min	L	30-48
O-10-71	Phila	L	0-13	N-19-89	Phila	W	10-9	O-23-16	Phila	W	21-10
O-21-73	Min	L	21-28	O-15-90	Phila	W	32-24	J-21-18	Phila (c)	W	38-7
O-24-76	Phila	L	12-31	D-06-92	Phila	W	28-17	O-07-18	Phila	L	21-23
D-03-78	Min	L	27-28	S-28-97	Min	L	19-28	O-13-19	Min	L	20-38
S-14-80	Min	W	42-7	N-11-01	Phila	W	48-17	S-19-22	Phila	W	24-7
J-03-81	Phila (d)	W	31-16	S-20-04	Phila	W	27-16	S-14-23	Phila	W	34-28
O-18-81	Min	L	23-35	J-16-05	Phila (d)	W	27-14				
S-09-84	Phila	W	19-17	O-28-07	Min	W	23-16				

NEW ENGLAND PATRIOTS

Overall: 9-7 Home: 5-3 Away: 4-4 Playoffs: 1-1
at Lincoln Financial Field: 0-3 at Gillette Stadium: 2-1

Date	Site	Result	Score	Date	Site	Result	Score	Date	Site	Result	Score
N-04-73	Phila	W	24-23	N-04-90	Phila	W	48-20	D-06-15	NE	W	35-28
N-27-77	NE	L	6-14	D-19-99	Phila	W	24-9	F-04-18	Min (s)	W	41-33
O-08-78	NE	L	14-24	S-14-03	Phila	L	10-31	N-17-19	Phila	L	10-17
S-13-81	Phila	W	13-3	F-06-05	Jax (s)	L	21-24	S-10-23	NE	W	25-20
D-09-84	Phila	W	27-17	N-25-07	NE	L	28-31				
N-29-87	NE	W	34-31 (OT)	N-27-11	Phila	L	20-38				

NEW ORLEANS SAINTS

Overall: 19-16 Home: 11-5 Away: 8-11 Playoffs: 1-3
at Lincoln Financial Field: 4-3 at Caesars Superdome: 8-7

Date	Site	Result	Score	Date	Site	Result	Score	Date	Site	Result	Score
N-05-67	NO	L	24-31	D-11-83	Phila	L	17-20 (OT)	J-13-07	NO (d)	L	24-27
N-19-67	Phila	W	48-21	O-06-85	NO	L	21-23	D-23-07	NO	W	38-23
D-08-68	Phila	W	29-17	S-20-87	Phila	W	27-17	S-20-09	Phila	L	22-48
O-26-69	Phila	W	13-10	D-18-89	NO	L	20-30	N-05-12	NO	L	13-28
N-30-69	NO	L	17-26	O-13-91	Phila	L	6-13	J-04-14	Phila (w)	L	24-26
O-29-72	NO	L	3-21	S-06-92	Phila	W	15-13	O-11-15	Phila	W	39-17
O-27-74	NO	L	10-14	J-03-93	NO (w)	W	36-20	N-18-18	NO	L	48-7
N-06-77	Phila	W	28-7	D-26-93	Phila	W	37-26	J-13-19	NO (d)	L	14-20
S-17-78	NO	W	24-17	O-01-95	NO	W	15-10	D-13-20	Phila	W	24-21
S-16-79	NO	W	26-14	S-24-00	NO	W	21-7	N-21-21	Phila	W	40-29
N-09-80	NO	W	34-21	N-23-03	Phila	W	33-20	J-01-23	Phila	L	10-20
O-11-81	NO	W	31-14	O-16-06	NO	L	24-27				



NEW YORK GIANTS
Overall: 94-89-2 Home: 53-38-1 Away: 41-51-1 Playoffs: 3-2
at Lincoln Financial Field: 17-6 at MetLife Stadium: 9-5

Date	Site	Result	Score	Date	Site	Result	Score	Date	Site	Result	Score
O-15-33	NY	L	0-56	S-13-64	Phila	W	38-7	N-19-95	Phila	W	28-19
D-10-33	Phila	L	14-20	O-18-64	NY	W	23-17	O-13-96	NY	W	19-10
O-28-34	NY	L	0-17	S-26-65	Phila	L	14-16	D-01-96	Phila	W	24-0
D-03-34	Phila	W	6-0	O-17-65	NY	L	27-35	A-31-97	NY	L	17-31
N-24-35	NY	L	0-10	S-25-66	Phila	W	35-17	D-07-97	Phila	L	21-31
D-01-35	Phila	L	14-21	O-23-66	NY	W	31-3	N-22-98	NY	L	0-20
S-13-36	Phila	W	10-7	N-26-67	NY	L	7-44	D-27-98	Phila	L	10-21
O-25-36	NY	L	17-21	S-22-68	Phila	L	25-34	O-03-99	NY	L	15-16
O-03-37	Phila	L	7-16	N-17-68	NY	L	6-7	O-31-99	Phila	L	17-23 (OT)
O-17-37	NY	L	0-21	N-02-69	NY	W	23-20	S-10-00	Phila	L	18-33
S-25-38	Phila	W	14-10	O-11-70	NY	L	23-30	O-29-00	NY	L	7-24
O-16-38	NY	L	7-17	N-23-70	Phila	W	23-20	J-07-01	d NY	L	10-20
S-24-39	Phila	L	3-13	O-24-71	Phila	W	23-7	O-22-01	NY	W	10-9
O-15-39	NY	L	10-27	D-19-71	NY	W	41-28	D-30-01	Phila	W	24-21
S-28-40	Phila	L	14-20	O-02-72	Phila	L	12-27	O-28-02	Phila	W	17-3
O-13-40	NY	L	7-17	N-26-72	NY	L	10-62	D-28-02	NY	L	7-10 (OT)
S-13-41	Phila	L	0-24	S-23-73	NY	T	23-23	O-19-03	NY	W	14-10
O-12-41	NY	L	0-16	N-25-73	Phila	W	20-16	N-16-03	Phila	W	28-10
O-11-42	NY	L	17-35	O-13-74	Phila	W	35-7	S-12-04	Phila	W	31-17
N-08-42	Phila	L	0-14	D-08-74	New Haven	W	20-7	N-28-04	NY	W	27-6
O-09-43	Phila	W	28-14	S-21-75	Phila	L	14-23	N-20-05	NY	L	17-27
O-24-43	NY	L	14-42	N-16-75	NY	W	13-10	D-11-05	Phila	L	23-26 (OT)
O-29-44	NY	W	24-17	S-19-76	Phila	W	20-7	S-17-06	Phila	L	23-30 (OT)
N-12-44	Phila	T	21-21	O-31-76	NY	W	10-0	D-17-06	NY	W	36-22
N-11-45	Phila	W	38-17	O-09-77	NY	W	28-10	J-07-07	w Phila	W	23-20
D-02-45	NY	L	21-28	D-11-77	Phila	W	17-14	S-30-07	NY	L	3-16
N-03-46	Phila	W	24-14	N-19-78	NY	W	19-17	D-09-07	Phila	L	13-16
N-10-46	NY	L	17-45	D-17-78	Phila	W	20-3	N-09-08	Phila	L	31-36
O-05-47	Phila	W	23-0	S-02-79	Phila	W	23-17	D-07-08	NY	W	20-14
N-09-47	NY	W	41-24	S-23-79	NY	W	17-13	J-11-09	d NY	W	23-11
O-10-48	Phila	W	45-0	S-22-80	Phila	W	35-3	N-1-09	Phila	W	40-17
N-07-48	NY	W	35-14	O-12-80	NY	W	31-16	D-13-09	NY	W	45-38
D-04-49	NY	W	24-3	S-06-81	NY	W	24-10	N-21-10	Phila	W	27-17
D-11-49	Phila	W	17-3	N-22-81	Phila	L	10-20	D-19-10	NY	W	38-31
N-26-50	NY	L	3-7	D-27-81	w Phila	L	21-27	S-25-11	Phila	L	16-29
D-10-50	Phila	L	7-9	D-11-82	NY	L	7-23	N-20-11	NY	W	17-10
O-21-51	NY	L	24-26	J-22-83	Phila	L	24-26	S-30-12	Phila	W	19-17
D-09-51	Phila	L	7-23	O-09-83	NY	W	17-13	D-30-12	NY	L	7-42
O-04-52	Phila	L	7-31	N-20-83	Phila	L	0-23	O-06-13	NY	W	36-21
O-26-52	NY	W	14-10	S-02-84	NY	L	27-28	O-27-13	Phila	L	7-15
N-08-53	Phila	W	30-7	O-21-84	Phila	W	24-10	O-12-14	Phila	W	27-0
N-29-53	NY	L	28-37	S-08-85	NY	L	0-21	D-28-14	NY	W	34-26
N-14-54	NY	L	14-27	S-29-85	Phila	L	10-16 (OT)	O-19-15	Phila	W	27-7
D-12-54	Phila	W	29-14	O-12-86	NY	L	3-35	J-03-16	NY	W	35-30
S-24-55	Phila	W	27-17	N-09-86	Phila	L	14-17	N-06-16	NY	L	23-28
N-20-55	NY	L	7-31	N-15-87	Phila	L	17-20	D-22-16	Phila	W	24-19
O-28-56	NY	L	3-20	D-06-87	NY	L	20-23 (OT)	S-24-17	Phila	W	27-24
D-15-56	Phila	L	7-21	O-10-88	Phila	W	24-13	D-17-17	NY	W	34-29
O-05-57	Phila	L	20-24	N-20-88	NY	W	23-17 (OT)	O-11-18	NY	W	34-13
N-17-57	NY	L	0-13	O-08-89	Phila	W	21-19	N-25-18	Phila	W	25-22
O-05-58	Phila	W	27-24	D-03-89	NY	W	24-17	D-09-19	Phila	W	23-17 (OT)
N-30-58	NY	L	10-24	S-09-90	NY	L	20-27	D-29-19	NY	W	34-17
O-04-59	Phila	W	49-21	N-25-90	Phila	W	31-13	O-22-20	Phila	W	22-21
O-18-59	NY	L	7-24	N-04-91	Phila	W	30-7	N-15-20	NY	L	17-27
N-20-60	NY	W	17-10	D-08-91	NY	W	19-14	N-28-21	NY	L	7-13
N-27-60	Phila	W	31-23	N-22-92	NY	W	47-34	D-26-21	Phila	W	34-10
N-12-61	NY	L	21-38	D-27-92	Phila	W	20-10	D-11-22	NY	W	48-22
D-10-61	Phila	L	24-28	O-17-93	NY	L	10-21	J-08-23	Phila	W	22-16
S-23-62	Phila	L	13-29	N-21-93	Phila	L	3-7	J-21-23	Phila (d)	W	38-7
N-18-62	NY	L	14-19	S-04-94	NY	L	23-28	D-25-23	Phila	W	33-25
S-29-63	Phila	L	14-37	D-18-94	Phila	L	13-16	J-7-24	NY	L	10-27
N-10-63	NY	L	14-42	O-15-95	NY	W	17-14				



NEW YORK JETS
Overall: 12-1 Home: 6-0 Away: 6-1 Playoffs: 0-0
at Lincoln Financial Field: 3-0 at MetLife Stadium: 2-1

Date	Site	Result	Score	Date	Site	Result	Score	Date	Site	Result	Score
D-09-73	Phila	W	24-23	D-14-96	NY	W	21-20	O-06-19	Phila	W	31-6
D-18-77	Phila	W	27-0	O-26-03	Phila	W	24-17	D-05-21	NY	W	33-18
N-12-78	Phila	W	17-9	O-14-07	NY	W	16-9	O-15-23	NY	L	14-20
D-20-87	NY	W	38-27	D-18-11	Phila	W	45-19				
O-03-93	NY	W	35-30	S-27-15	NY	W	24-17				

PITTSBURGH STEELERS
Overall: 49-29-3 Home: 27-8-2 Away: 22-21-1 Playoffs: 1-0
at Lincoln Financial Field: 3-0 at Acrisure Stadium: 0-3

Date	Site	Result	Score	Date	Site	Result	Score	Date	Site	Result	Score
N-19-33	Phila	W	25-6	O-30-49	Pit	W	38-7	S-15-63	Phila	T	21-21
S-26-34	Pit	W	17-0	N-27-49	Phila	W	34-17	D-01-63	Pit	T	20-20
O-07-34	Phila	L	7-9	O-22-50	Pit	W	17-10	O-04-64	Phila	W	21-7
S-13-35	Phila	L	7-17	N-05-50	Phila	L	7-9	O-25-64	Pit	W	34-10
O-09-35	Pit	W	17-6	N-04-51	Pit	W	34-13	O-24-65	Phila	L	14-20
O-14-36	Pit	L	0-17	N-25-51	Phila	L	13-17	D-12-65	Pit	W	47-13
N-05-36	Johnstown	L	0-6	S-28-52	Pit	W	31-25	O-16-66	Pit	W	31-14
S-05-37	Pit	L	14-27	O-12-52	Phila	W	26-21	D-04-66	Phila	W	27-23
O-31-37	Pit	L	7-16	O-17-53	Phila	W	23-17	O-01-67	Phila	W	34-24
S-16-38	Buffalo	W	27-7	N-01-53	Pit	W	35-7	O-27-68	Pit	L	3-6
N-20-38	WV	W	14-7	O-09-54	Phila	W	24-22	S-28-69	Phila	W	41-27
N-23-39	Phila	W	17-14	O-23-54	Pit	L	7-17	D-20-70	Phila	W	30-20
N-26-39	Pit	L	12-24	O-15-55	Pit	L	7-13	N-03-74	Pit	L	0-27
N-10-40	Pit	L	3-7	O-30-55	Phila	W	24-0	S-30-79	Phila	W	17-14
N-28-40	Phila	W	7-0	O-14-56	Pit	W	35-21	N-13-88	Pit	W	27-26
S-21-41	Pit	W	10-7	N-11-56	Phila	W	14-7	S-22-91	Phila	W	23-14
N-09-41	Phila	T	7-7	O-27-57	Pit	L	0-6	D-11-94	Pit	L	3-14
S-13-42	Pit	W	24-14	D-01-57	Phila	W	7-6	N-23-97	Phila	W	23-20
O-18-42	Phila	L	0-14	O-12-58	Pit	L	3-24	N-12-00	Pit	W	26-23 (OT)
N-04-45	Pit	W	45-3	N-09-58	Phila	L	24-31	N-07-04	Pit	L	3-27
N-18-45	Phila	W	30-6	O-11-59	Phila	W	28-24	S-21-08	Phila	W	15-6
N-17-46	Pit	L	7-10	N-29-59	Pit	L	0-31	O-07-12	Pit	L	14-16
D-01-46	Phila	W	10-7	N-06-60	Phila	W	34-7	S-25-16	Phila	W	34-3
O-19-47	Pit	L	24-35	D-11-60	Pit	L	21-27	O-11-20	Pit	L	29-38
N-30-47	Phila	W	21-0	O-08-61	Phila	W	21-16	O-30-22	Phila	W	35-13
D-21-47	Pit (d)	W	21-0	D-03-61	Pit	W	35-24				
O-31-48	Pit	W	34-7	O-06-62	Pit	L	7-13				
N-28-48	Phila	W	17-0	D-09-62	Phila	L	17-26				

Note: Steelers known as Pirates prior to 1941



SAN FRANCISCO 49ERS
Overall: 15-21-1 Home: 6-12-1 Away: 9-9 Playoffs: 1-1
at Lincoln Financial Field: 4-4 at Levi's Stadium: 1-1

Date	Site	Result	Score	Date	Site	Result	Score	Date	Site	Result	Score
O-06-51	Phila	W	21-14	S-23-84	Phila	L	9-21	S-24-06	SF	W	38-24
S-27-53	SF	L	21-31	N-03-85	SF	L	13-24	O-12-08	SF	W	40-26
N-25-56	Phila	T	10-10	S-24-89	Phila	L	28-38	D-20-09	Phila	W	27-13
O-19-58	Phila	L	24-30	O-27-91	Phila	L	7-23	O-10-10	SF	W	27-24
S-27-59	SF	L	14-24	N-29-92	SF	L	14-20	O-02-11	Phila	L	23-24
S-20-64	Phila	L	24-28	J-03-94	SF	W	37-34 (OT)	S-28-14	SF	L	21-26
N-20-66	SF	W	35-34	O-02-94	SF	W	40-8	O-29-17	Phila	W	33-10
O-15-67	Phila	L	27-28	D-29-96	SF (w)	L	0-14	O-04-20	SF	W	25-20
D-21-69	SF	L	13-14	N-10-97	Phila	L	14-24	S-19-21	Phila	L	11-17
O-03-71	Phila	L	3-31	D-22-01	SF	L	3-13	J-29-23	Phila (c)	W	31-7
D-02-73	SF	L	28-38	N-25-02	SF	W	38-17	D-3-23	Phila	L	19-42
N-30-75	Phila	W	27-17	D-21-03	Phila	L	28-31 (OT)				
S-03-83	SF	W	22-17	S-18-05	Phila	W	42-3				

SEATTLE SEAHAWKS
Overall: 7-13 Home: 2-7 Away: 5-6 Playoffs: 0-1
at Lincoln Financial Field: 0-6 at Lumen Field: 2-4

Date	Site	Result	Score	Date	Site	Result	Score	Date	Site	Result	Score
D-12-76	Phila	W	27-10	D-08-02	Sea	W	27-20	N-24-19	Phila	L	9-17
N-02-80	Sea	W	27-20	D-05-05	Phila	L	0-42	J-05-20	Phila (w)	L	9-17
N-23-86	Sea	L	20-24	D-02-07	Phila	L	24-28	N-30-20	Phila	L	17-23
S-10-89	Phila	W	31-7	N-02-08	Sea	W	26-7	D-18-23	Sea	L	17-20
D-13-92	Sea	W	20-17 (OT)	D-01-11	Sea	L	14-31				
D-03-95	Sea	L	14-26	D-07-14	Phila	L	14-24				
S-06-98	Phila	L	0-38	N-20-16	Sea	L	15-26				
S-23-01	Sea	W	27-3	D-03-17	Sea	L	10-24				

TAMPA BAY BUCCANEERS
Overall: 11-12 Home: 6-6 Away: 5-6 Playoffs: 2-4
at Lincoln Financial Field: 1-3 at Raymond James Stadium: 4-4

Date	Site	Result	Score	Date	Site	Result	Score	Date	Site	Result	Score
S-18-77	Phila	W	13-3	J-06-02	TB	W	17-13	O-13-13	TB	W	31-20
D-29-79	TB (d)	L	17-24	J-12-02	Phila (w)	W	31-9	N-22-15	Phila	L	17-45
O-25-81	Phila	W	20-10	O-20-02	Phila	W	20-10	S-16-18	TB	L	21-27
S-04-88	TB	W	41-14	J-19-03	Phila (c)	L	10-27	O-14-21	Phila	L	22-28
O-06-91	TB	L	13-14	S-08-03	Phila	L	0-17	J-16-22	TB (w)	L	15-31
S-03-95	Phila	L	6-21	O-22-06	TB	L	21-23	S-25-23	TB	W	25-11
S-19-99	Phila	L	5-19	O-11-09	Phila	W	33-14	J-15-24	TB (w)	L	9-32
D-31-00	Phila (w)	W	21-3	D-09-12	TB	W	23-21				

TENNESSEE TITANS
Overall: 8-5 Home: 5-2 Away: 3-3 Playoffs: 0-0
at Lincoln Financial Field: 2-1 at Nissan Stadium: 0-3

Date	Site	Result	Score	Date	Site	Result	Score	Date	Site	Result	Score
N-12-72	Hou	W	18-17	O-24-94	Phila	W	21-6	N-23-14	Phila	W	43-24
D-16-79	Hou	W	26-20	D-03-00	Phila	L	13-15	S-30-18	Ten	L	23-26 (OT)
D-19-82	Phila	W	35-14	S-08-02	Ten	L	24-27	D-04-22	Phila	W	35-10
O-02-88	Phila	W	32-23	N-19-06	Phila	L	13-31				
D-02-91	Hou	W	13-6	O-24-10	Ten	L	19-37				



WASHINGTON COMMANDERS

Overall: 85-89-6 Home: 43-44-3 Away: 42-45-3 Playoffs: 0-1

at Lincoln Financial Field: 12-9 at Commanders Field: 17-10

Date	Site	Result	Score	Date	Site	Result	Score	Date	Site	Result	Score
O-21-34	Bos	L	0-6	O-31-65	Was	L	21-23	O-08-95	Phila	W	37-34 (OT)
N-18-34	Phila	L	7-14	N-14-65	Phila	W	21-14	N-26-95	Was	W	14-7
N-03-35	Bos	W	7-6	O-30-66	Phila	L	13-27	S-01-96	Was	W	17-14
S-20-36	Phila	L	3-26	D-18-66	Was	W	37-28	N-17-96	Phila	L	21-26
O-18-36	Bos	L	7-17	S-17-67	Phila	W	35-24	O-05-97	Phila	W	24-10
O-10-37	Was	W	14-0	D-03-67	Was	T	35-35	D-21-97	Was	L	32-35
O-24-37	Phila	L	7-10	O-06-68	Was	L	14-17	O-11-98	Phila	W	17-12
S-11-38	Phila	L	23-26	N-10-68	Phila	L	10-16	N-15-98	Was	L	3-28
O-23-38	Was	L	14-20	N-09-69	Was	T	28-28	N-14-99	Phila	W	35-28
S-17-39	Phila	L	0-7	D-07-69	Phila	L	29-34	N-28-99	Was	L	17-20 (OT)
N-05-39	Was	L	6-7	O-04-70	Phila	L	21-33	O-08-00	Phila	L	14-17
O-20-40	Phila	L	17-34	D-13-70	Was	L	6-24	N-26-00	Was	W	23-20
D-01-40	Was	L	6-13	N-07-71	Was	T	7-7	N-25-01	Phila	L	3-13
O-19-41	Phila	L	17-21	N-28-71	Phila	L	13-20	D-16-01	Was	W	20-6
D-07-41	Was	L	14-20	O-08-72	Was	L	0-14	S-16-02	Was	W	37-7
O-04-42	Phila	L	10-14	D-03-72	Phila	L	7-23	D-15-02	Phila	W	34-21
N-01-42	Was	L	27-30	S-30-73	Phila	L	7-28	O-05-03	Phila	W	27-25
N-07-43	Phila	T	14-14	D-16-73	Was	L	20-38	D-27-03	Was	W	31-7
N-28-43	Was	W	27-14	N-10-74	Phila	L	20-27	N-21-04	Phila	W	28-6
O-08-44	Phila	T	31-31	N-24-74	Was	L	7-26	D-12-04	Was	W	17-14
N-19-44	Was	W	37-7	O-05-75	Phila	W	26-10	N-06-05	Was	L	10-17
O-21-45	Was	L	14-24	D-21-75	Was	W	26-3	J-01-06	Phila	L	20-31
N-24-45	Phila	W	16-0	S-27-76	Phila	L	17-20 (OT)	N-12-06	Phila	W	27-3
O-27-46	Was	W	28-24	N-28-76	Was	L	0-24	D-10-06	Was	W	21-19
N-24-46	Phila	L	10-27	O-30-77	Was	L	17-23	S-17-07	Phila	L	12-20
S-28-47	Phila	W	45-42	N-13-77	Phila	L	14-17	N-11-07	Was	W	33-25
N-02-47	Was	W	38-14	S-10-78	Was	L	30-35	O-05-08	Phila	L	17-23
O-17-48	Was	W	45-0	O-15-78	Phila	W	17-10	D-21-08	Was	L	3-10
N-21-48	Phila	W	42-21	O-07-79	Phila	W	28-17	O-26-09	Was	W	27-17
O-23-49	Phila	W	49-14	O-21-79	Was	L	7-17	N-29-09	Phila	W	27-24
N-13-49	Was	W	44-21	O-05-80	Phila	W	24-14	O-03-10	Phila	L	12-17
O-29-50	Phila	W	35-3	N-16-80	Was	W	24-0	N-15-10	Was	W	59-28
N-12-50	Was	W	33-0	S-27-81	Phila	W	36-13	O-16-11	Was	W	20-13
O-28-51	Phila	L	23-27	D-06-81	Was	L	13-15	J-01-12	Phila	W	34-10
D-02-51	Was	W	35-21	S-12-82	Phila	L	34-37 (OT)	N-18-12	Was	L	6-31
N-09-52	Phila	W	38-20	N-28-82	Was	L	9-13	D-23-12	Phila	L	20-27
D-14-52	Was	L	21-27	S-11-83	Phila	L	13-23	S-09-13	Was	W	33-27
O-02-53	Phila	T	21-21	N-27-83	Was	L	24-28	N-17-13	Phila	W	24-16
D-06-53	Was	L	0-10	S-30-84	Was	L	0-20	S-21-14	Phila	W	37-34
O-17-54	Was	W	49-21	N-18-84	Phila	W	16-10	D-20-14	Was	L	24-27
N-28-54	Phila	W	41-33	S-22-85	Was	W	19-6	O-04-15	Was	L	20-23
O-01-55	Phila	L	30-31	D-08-85	Phila	L	12-17	D-26-15	Phila	L	24-38
N-06-55	Was	L	21-34	S-07-86	Was	L	14-41	O-16-16	Was	L	20-27
O-06-56	Phila	W	13-9	D-21-86	Phila	L	14-21	D-11-16	Phila	L	22-27
D-09-56	Was	L	17-19	S-13-87	Was	L	24-34	S-10-17	Was	W	30-17
N-24-57	Phila	W	21-12	N-08-87	Phila	W	31-27	O-23-17	Phila	W	34-24
D-08-57	Was	L	7-42	S-18-88	Was	L	10-17	D-03-18	Phila	W	28-13
S-28-58	Phila	L	14-24	D-04-88	Phila	L	19-20	D-30-18	Was	W	24-0
D-14-58	Was	L	0-20	S-17-89	Was	W	42-37	S-08-19	Phila	W	32-27
N-01-59	Phila	W	30-23	N-12-89	Phila	L	3-10	D-15-19	Was	W	37-27
D-06-59	Was	W	34-14	O-21-90	Was	L	7-13	S-13-20	Was	L	17-27
N-13-60	Phila	W	19-13	N-12-90	Phila	W	28-14	J-03-21	Phila	L	14-20
D-18-60	Was	W	38-28	J-05-91	Phila (f)	L	6-20	D-21-21	Phila	W	27-17
S-24-61	Phila	W	14-7	S-30-91	Was	L	0-23	J-02-22	Was	W	20-16
O-29-61	Was	W	27-24	D-22-91	Phila	W	24-22	S-25-22	Was	W	24-8
O-21-62	Phila	L	21-27	O-18-92	Was	L	12-16	N-14-22	Phila	L	21-32
D-02-62	Was	W	37-14	D-20-92	Phila	W	17-13	O-1-23	Phila	W	34-31 (OT)
O-13-63	Was	W	37-24	S-19-93	Phila	W	34-31	O-29-23	Was	W	38-31
N-24-63	Phila	L	10-13	N-28-93	Was	W	17-14				
O-11-64	Was	L	20-35	O-09-94	Phila	W	21-17				
N-01-64	Phila	L	10-21	O-30-94	Was	W	31-29				

Note: Franchise in Boston prior to 1937 and was previously known as the Washington Football Team (2020-21) before being renamed Commanders in 2022



ALL-TIME PRESEASON RESULTS

2023 (0-2-1)

A-12 at Baltimore.....L, 19-20
 A-17 vs Cleveland.....T, 18-18
 A-24 vs Indianapolis.....L, 13-27

2022 (1-2)

A-12 NY Jets.....L, 21-24
 A-21 at Cleveland.....W, 21-20
 A-27 at Miami.....L, 48-10

2021 (0-2-1)

A-12 Pittsburgh.....L, 16-24
 A-19 New England.....L, 0-35
 A-27 at NY Jets.....T, 31-31

2019 (1-3)

A-08 Tennessee.....L, 10-27
 A-15 at Jacksonville.....W, 24-10
 A-22 Baltimore.....L, 15-26
 A-29 at NY Jets.....L, 0-6

2018 (1-3)

A-09 Pittsburgh.....L, 14-31
 A-16 at New England.....L, 20-37
 A-23 at Cleveland.....L, 0-5
 A-30 NY Jets.....W, 10-9

2017 (2-2)

A-10 at Green Bay.....L, 9-24
 A-17 Buffalo.....W, 20-16
 A-24 Miami.....W, 38-31
 A-31 at NY Jets.....L, 10-16

2016 (4-0)

A-11 Tampa Bay.....W, 17-9
 A-18 at Pittsburgh.....W, 17-0
 A-27 at Indianapolis.....W, 33-23
 S-01 NY Jets.....W, 14-6

2015 (3-1)

A-16 Indianapolis.....W, 36-10
 A-22 Baltimore.....W, 40-17
 A-29 at Green Bay.....W, 39-26
 S-03 at NY Jets.....L, 18-24

2014 (2-2)

A-08 at Chicago.....L, 28-34
 A-15 at New England.....L, 35-42
 A-21 Pittsburgh.....W, 31-21
 A-28 NY Jets.....W, 37-7

2013 (2-2)

A-09 New England.....L, 22-31
 A-15 Carolina.....W, 14-9
 A-24 at Jacksonville.....W, 31-24
 A-29 at NY Jets.....L, 20-27

2012 (4-0)

A-09 Pittsburgh.....W, 24-23
 A-20 at New England.....W, 27-17
 A-24 at Cleveland.....W, 27-10
 A-30 NY Jets.....W, 28-10

2011 (3-1)

A-11 Baltimore.....W, 13-6
 A-18 at Pittsburgh.....L, 14-24
 A-25 Cleveland.....W, 24-14
 S-01 at NY Jets.....W, 24-14

2010 (2-2)

A-13 Jacksonville.....W, 28-27
 A-20 at Cincinnati.....L, 9-22
 A-27 at Kansas City.....W, 20-17
 S-02 NY Jets.....L, 17-21

2009 (1-3)

A-13 New England.....L, 25-27
 A-20 at Indianapolis.....L, 15-23
 A-27 Jacksonville.....W, 33-32
 S-03 at NY Jets.....L, 27-38

2008 (2-2)

A-08 at Pittsburgh.....L, 10-16
 A-14 Carolina.....W, 24-13
 A-22 at New England.....W, 27-17
 A-28 NY Jets.....L, 20-27

2007 (1-3)

A-13 at Baltimore.....L, 3-29
 A-17 Carolina.....W, 27-10
 A-26 at Pittsburgh.....L, 13-27
 A-30 NY Jets.....L, 11-13

2006 (2-3)

A-06 Oakland (Canton, OH).....L, 10-16
 A-10 Cleveland.....W, 20-7
 A-17 at Baltimore.....L, 10-20
 A-25 Pittsburgh.....W, 16-7
 S-01 at NY Jets.....L, 17-20

2005 (2-2)

A-15 at Pittsburgh.....L, 31-38
 A-20 at Baltimore.....W, 20-14
 A-26 Cincinnati.....W, 27-17
 S-01 NY Jets.....L, 14-37

2004 (1-3)

A-13 at New England.....L, 6-24
 A-20 Baltimore.....W, 26-17
 A-26 Pittsburgh.....L, 21-27
 S-03 at NY Jets.....L, 27-28

2003 (2-2)

A-11 at New Orleans.....W, 27-17
 A-16 at Pittsburgh.....W, 21-16
 A-22 New England.....L, 12-24
 A-28 NY Jets.....L, 9-17

2002 (1-3)

A-10 Green Bay.....W, 20-13
 A-17 at New England.....L, 15-16
 A-23 Baltimore.....L, 12-13
 A-30 at NY Jets.....L, 16-23

2001 (2-1)

A-13 Baltimore.....Canceled
 A-18 at Buffalo.....L, 3-6
 A-23 at Tennessee.....W, 20-14
 A-30 NY Jets.....W, 13-12

2000 (1-3)

J-30 at Cleveland.....L 22-33
 A-05 at Baltimore.....L 13-16
 A-18 Tennessee.....W, 34-32
 A-24 Buffalo.....L, 12-16

1999 (1-3)

A-12 Baltimore.....L, 7-10
 A-20 at NY Jets.....L, 9-10
 A-26 at Minnesota.....L, 13-17
 S-02 Cleveland.....W, 30-17

1998 (1-3)

A-06 NY Jets.....L, 15-29
 A-14 Pittsburgh.....W, 21-17
 A-24 at Baltimore.....L, 6-23
 A-29 at New England.....L, 7-24

1997 (1-3)

A-02 at NY Jets.....L, 17-31
 A-11 at Pittsburgh.....L, 26-42
 A-16 Baltimore.....W, 24-13
 A-21 New England.....L, 14-28

1996 (2-2)

A-03 at Baltimore.....L, 9-17
 A-08 NY Jets.....W, 30-16
 A-18 at New England.....L, 10-37
 A-23 Pittsburgh.....W, 20-19

1995 (4-0)

A-05 Atlanta.....W, 25-17
 A-12 NY Jets (Jackson, MS).....W, 13-10
 A-17 New England.....W, 31-7
 A-24 at Pittsburgh.....W, 16-6

1994 (1-3)

A-05 at Chicago.....L, 6-12
 A-13 NY Jets.....L, 24-34
 A-20 Cincinnati.....W, 17-7
 A-26 at Atlanta.....L, 12-20

1993 (3-2)

A-01 New Orleans (Tokyo).....L, 16-28
 A-08 Chicago.....W, 13-9
 A-13 at NY Jets.....W, 24-13
 A-21 Atlanta.....W, 37-20
 A-27 at Cincinnati.....L, 3-23

1992 (2-3)

A-01 NY Jets (Canton, OH).....L, 14-41
 A-08 at Pittsburgh.....W, 35-33
 A-15 Cincinnati.....W, 27-17
 A-23 at Atlanta.....L, 10-20
 A-27 NY Jets.....L, 13-22

1991 (4-1)

J-28 Buffalo (London).....L, 13-17
 A-03 at NY Jets.....W, 24-10
 A-10 at Cincinnati.....W, 29-24
 A-17 Pittsburgh.....W, 21-20
 A-23 Indianapolis.....W, 23-21



ALL-TIME PRESEASON RESULTS (CONTINUED)

1990 (2-2)

A-11 NY JetsL, 6-17
 A-18 MiamiW 23-14
 A-27 at Indianapolis.....W, 17-16
 S-01 at Pittsburgh.....L, 10-20

1989 (4-1)

A-06 Cleveland (London).....W, 17-13
 A-12 Atlanta.....W, 23-17
 A-20 NY Jets (Raleigh, NC)L, 10-19
 A-26 PittsburghW, 38-14
 S-02 at Miami.....W 20-10

1988 (2-2)

A-06 NY JetsW, 23-12
 A-14 at Pittsburgh.....L, 16-21
 A-20 New EnglandL, 21-24
 A-25 at Detroit.....W, 27-9

1987 (1-3)

A-15 at NY Jets.....L, 10-13
 A-23 at New England.....W, 19-13
 A-29 MiamiL, 3-35
 S-03 Detroit.....L, 3-36

1986 (1-3)

A-08 at Detroit.....W, 17-9
 A-16 at San Diego.....L, 38-45
 A-23 MiamiL, 15-20
 A-28 NY Jets.....L, 30-37

1985 (3-1)

A-10 at NY Jets.....W, 37-17
 A-17 at Cleveland.....L, 14-28
 A-23 LA Rams (Columbus, OH).....W, 14-12
 A-29 Detroit.....W, 20-16

1984 (2-2)

A-04 at Detroit.....L, 14-17
 A-11 at Pittsburgh.....L, 17-20
 A-18 at MinnesotaW, 31-10
 A-23 Cleveland.....W, 20-19

1983 (3-1)

A-05 Detroit.....W, 21-17
 A-13 at San Diego.....W, 21-20
 A-20 at Green BayW, 27-14
 A-25 PittsburghL, 3-10

1982 (1-3)

A-14 at Tampa Bay.....L, 7-35
 A-20 New EnglandW, 14-7
 A-27 at AtlantaL, 21-24
 S-04 at Pittsburgh.....L, 24-27

1981 (2-2)

A-06 at HoustonL, 10-13
 A-15 PittsburghW, 36-20
 A-23 New Orleans (Syracuse, NY)W, 37-7
 A-29 at NY JetsL, 3-14

1980 (3-1)

A-09 at BuffaloW, 24-9
 A-15 NY Jets.....W, 28-13
 A-24 at New England.....W, 23-17
 A-30 at Oakland.....L, 23-24

1979 (1-3)

A-03 at Baltimore.....L, 14-17
 A-09 at Kansas City.....L, 21-24
 A-17 BaltimoreW, 31-17
 A-24 at Miami.....L, 13-14

1978 (4-1)

J-29 Miami (Canton, OH).....W, 17-3
 A-05 New Orleans (Mexico City).....L, 7-14
 A-14 at HoustonW, 28-10
 A-19 at AtlantaW, 24-7
 A-25 NY JetsW, 14-0

1977 (3-3)

A-05 at NY Jets.....W, 21-3
 A-13 at LA Rams.....L, 3-20
 A-22 New EnglandW, 21-10
 A-28 DenverW, 28-24
 S-02 at Pittsburgh.....L, 13-21
 S-09 at Green BayL, 16-24

1976 (0-6)

J-31 at San Diego.....L, 7-20
 A-09 PittsburghL, 7-14
 A-14 at Miami.....L, 16-24
 A-23 Cleveland.....L, 17-21
 A-28 at MinnesotaL, 16-20
 S-05 at New England.....L, 7-20



ALL-TIME PLAYOFF RESULTS

Date	Playoff	Opponent	Result	Site	Attendance	Head Coach
Sun., Dec. 21, 1947	NFL Divisional	Pittsburgh Steelers	W, 21-0	Pittsburgh	35,729	Greasy Neale
Sun., Dec. 28, 1947	NFL Championship	Chicago Cardinals	L, 21-28	Chicago	30,759	Greasy Neale
Sun., Dec. 19, 1948	NFL Championship	Chicago Cardinals	W, 7-0	Philadelphia	36,309	Greasy Neale
Sun., Dec. 18, 1949	NFL Championship	Los Angeles Rams	W, 14-0	Los Angeles	27,980	Greasy Neale
Mon., Dec. 26, 1960	NFL Championship	Green Bay Packers	W, 17-13	Philadelphia	67,325	Buck Shaw
Sun., Dec. 24, 1978	NFC Wild Card	Atlanta Falcons	L, 13-14	Atlanta	49,447	Dick Vermeil
Sun., Dec. 23, 1979	NFC Wild Card	Chicago Bears	W, 27-17	Philadelphia	69,397	Dick Vermeil
Sat., Dec. 29, 1979	NFC Divisional	Tampa Bay Buccaneers	L, 17-24	Tampa Bay	71,402	Dick Vermeil
Sat., Jan. 3, 1981	NFC Divisional	Minnesota Vikings	W, 31-16	Philadelphia	68,434	Dick Vermeil
Sun., Jan. 11, 1981	NFC Championship	Dallas Cowboys	W, 20-7	Philadelphia	70,696	Dick Vermeil
Sun., Jan. 25, 1981	Super Bowl 15	Oakland Raiders	L, 10-27	New Orleans	75,500	Dick Vermeil
Sun., Dec. 27, 1981	NFC Wild Card	New York Giants	L, 21-27	Philadelphia	71,611	Dick Vermeil
Sat., Dec. 31, 1988	NFC Divisional	Chicago Bears	L, 12-20	Chicago	65,534	Buddy Ryan
Sun., Dec. 31, 1989	NFC Wild Card	Los Angeles Rams	L, 7-21	Philadelphia	57,869	Buddy Ryan
Sat., Jan. 5, 1991	NFC Wild Card	Washington	L, 6-20	Philadelphia	65,287	Buddy Ryan
Sun., Jan. 3, 1993	NFC Wild Card	New Orleans Saints	W, 36-20	New Orleans	68,893	Rich Kotite
Sun., Jan. 10, 1993	NFC Divisional	Dallas Cowboys	L, 10-34	Dallas	63,721	Rich Kotite
Sat., Dec. 30, 1995	NFC Wild Card	Detroit Lions	W, 58-37	Philadelphia	66,099	Ray Rhodes
Sun., Jan. 7, 1996	NFC Divisional	Dallas Cowboys	L, 11-30	Dallas	64,371	Ray Rhodes
Sun., Dec. 29, 1996	NFC Wild Card	San Francisco 49ers	L, 0-14	San Francisco	56,460	Ray Rhodes
Sun., Dec. 31, 2000	NFC Wild Card	Tampa Bay Buccaneers	W, 21-3	Philadelphia	65,813	Andy Reid
Sun., Jan. 7, 2001	NFC Divisional	New York Giants	L, 10-20	New York	78,765	Andy Reid
Sat., Jan. 12, 2002	NFC Wild Card	Tampa Bay Buccaneers	W, 31-9	Philadelphia	65,847	Andy Reid
Sat., Jan. 19, 2002	NFC Divisional	Chicago Bears	W, 33-19	Chicago	66,944	Andy Reid
Sun., Jan. 27, 2002	NFC Championship	St. Louis Rams	L, 24-29	St. Louis	66,502	Andy Reid
Sat., Jan. 11, 2003	NFC Divisional	Atlanta Falcons	W, 20-6	Philadelphia	66,452	Andy Reid
Sun., Jan. 19, 2003	NFC Championship	Tampa Bay Buccaneers	L, 10-27	Philadelphia	66, 713	Andy Reid
Sun., Jan. 11, 2004	NFC Divisional	Green Bay Packers	W, 20-17 (OT)	Philadelphia	67,707	Andy Reid
Sun., Jan. 18, 2004	NFC Championship	Carolina Panthers	L, 3-14	Philadelphia	67,862	Andy Reid
Sun., Jan. 16, 2005	NFC Divisional	Minnesota Vikings	W, 27-14	Philadelphia	67,722	Andy Reid
Sun., Jan. 23, 2005	NFC Championship	Atlanta Falcons	W, 27-10	Philadelphia	67,717	Andy Reid
Sun., Feb. 6, 2005	Super Bowl 39	New England Patriots	L, 21-24	Jacksonville	78,125	Andy Reid
Sun., Jan. 7, 2007	NFC Wild Card	New York Giants	W, 23-20	Philadelphia	69,094	Andy Reid
Sat., Jan. 13, 2007	NFC Divisional	New Orleans Saints	L, 24-27	New Orleans	70,001	Andy Reid
Sun., Jan. 4, 2009	NFC Wild Card	Minnesota Vikings	W, 26-14	Minneapolis	61,746	Andy Reid
Sun., Jan. 11, 2009	NFC Divisional	New York Giants	W, 23-11	New York	79,193	Andy Reid
Sun., Jan. 18, 2009	NFC Championship	Arizona Cardinals	L, 25-32	Glendale	70,650	Andy Reid
Sat., Jan. 9, 2010	NFC Wild Card	Dallas Cowboys	L, 14-34	Dallas	92,951	Andy Reid
Sun., Jan. 9, 2011	NFC Wild Card	Green Bay Packers	L, 16-21	Philadelphia	69,144	Andy Reid
Sat., Jan. 4, 2014	NFC Wild Card	New Orleans Saints	L, 24-26	Philadelphia	69,144	Chip Kelly
Sat., Jan. 13, 2018	NFC Divisional	Atlanta Falcons	W, 15-10	Philadelphia	69,596	Doug Pederson
Sun., Jan. 21, 2018	NFC Championship	Minnesota Vikings	W, 38-7	Philadelphia	69,596	Doug Pederson
Sun., Feb. 4, 2018	Super Bowl	New England Patriots	W, 41-33	Minneapolis	67,612	Doug Pederson
Sun., Jan. 6, 2019	NFC Wild Card	Chicago Bears	W, 16-15	Chicago	62,462	Doug Pederson
Sun., Jan. 13, 2019	NFC Divisional	New Orleans Saints	L, 14-20	New Orleans	73, 027	Doug Pederson
Sun., Jan. 5, 2020	NFC Wild Card	Seattle Seahawks	L, 9-17	Philadelphia	69,796	Doug Pederson
Sun., Jan. 16, 2022	NFC Wild Card	Tampa Bay Buccaneers	L, 15-31	Tampa Bay	65,077	Nick Sirianni
Sat., Jan. 21, 2023	NFC Divisional	New York Giants	W, 38-7	Philadelphia	69,879	Nick Sirianni
Sun., Jan. 29, 2023	NFC Championship	San Francisco 49ers	W, 31-7	Philadelphia	69,879	Nick Sirianni
Sun., Feb. 12, 2023	Super Bowl	Kansas City Chiefs	L, 35-38	Kansas City	67,827	Nick Sirianni
Mon., Jan. 15, 2024	NFC Wild Card	Tampa Bay Buccaneers	L, 9-32	Tampa Bay	63,397	Nick Sirianni

PLAYOFF GAME BREAKDOWN

Overall Record	25-26	NFC Championship	4-4
Home	17-8	NFC Divisional	9-7
Road	7-15	NFC Wild Card	8-11
Super Bowl	1-3	Overtime	1-0
NFL Championship	3-1	Points Scored-Allowed	1,042-963



EAGLES ALL-TIME PRIMETIME GAMES

Date	Opponent	Result	Network	Date	Opponent	Result	Network
Mon., Nov. 23, 1970	NY Giants	W, 23-20	ABC	Sun., Nov. 26, 2006	at Indianapolis	L, 21-45	NBC
Mon., Oct. 2, 1972	NY Giants	L, 12-27	ABC	Mon., Dec. 4, 2006	Carolina	W, 27-24	ESPN
Mon., Sept. 23, 1974	Dallas	W, 13-10	ABC	Sat., Jan. 13, 2007	at N. Orleans (NFCD)	L, 24-27	FOX
Mon., Nov. 3, 1975	LA Rams	L, 3-42	ABC	Mon., Sept. 17, 2007	Washington	L, 12-20	ESPN
Mon., Sept. 27, 1976	Washington	L, 17-20 (OT)	ABC	Sun., Sept. 30, 2007	at NY Giants	L, 3-16	NBC
Mon., Sept 10, 1979	Atlanta	L, 10-14	ABC	Sun., Nov. 4, 2007	Dallas	L, 17-38	NBC
Mon., Nov. 12, 1979	at Dallas	W, 31-21	ABC	Sun., Nov. 25, 2007	at New England	L, 31-28	NBC
Mon., Sept. 22, 1980	NY Giants	W, 35-3	ABC	Mon., Sept. 15, 2008	at Dallas	L, 37-41	ESPN
Thurs., Sept 17, 1981	at Buffalo	W, 20-14	ABC	Sun., Sept. 28, 2008	at Chicago	L, 20-24	NBC
Mon., Oct. 5, 1981	Atlanta	W, 16-13	ABC	Sun., Nov. 9, 2008	NY Giants	L, 31-36	NBC
Mon., Nov 30, 1981	at Miami	L, 10-13	ABC	Thurs., Nov. 27, 2008	Arizona	W, 48-20	NFLN
Mon., Oct. 10, 1988	NY Giants	W, 24-13	ABC	Mon., Dec. 15, 2008	Cleveland	W, 30-10	ESPN
Mon., Oct 2, 1989	at Chicago	L, 13-27	ABC	Mon., Oct.26, 2009	at Washington	W, 27-17	ESPN
Mon., Dec. 18, 1989	at New Orleans	L, 20-30	ABC	Sun., Nov. 8, 2009	Dallas	L, 16-20	NBC
Sun., Sept. 9, 1990	at NY Giants	L, 20-27	TNT	Sun., Nov. 22, 2009	at Chicago	W, 24-20	NBC
Mon., Oct. 15, 1990	Minnesota	W, 32-24	ABC	Sun., Dec. 13, 2009	at NY Giants	W, 45-38	NBC
Mon., Nov. 12, 1990	Washington	W, 28-14	ABC	Sat., Jan. 9, 2010	at Dallas (NFCW)	L, 14-34	NBC
Sun., Dec. 9, 1990	at Miami	L, 20-23	ESPN	Sun., Oct. 10, 2010	at San Francisco	W, 27-24	NBC
Mon., Sept. 30, 1991	at Washington	L, 0-23	ABC	Mon., Nov. 15, 2010	at Washington	W, 59-28	ESPN
Mon., Nov. 4, 1991	NY Giants	W, 30-7	ABC	Sun., Nov. 21, 2010	NY Giants	W, 27-17	NBC
Mon., Dec. 2, 1991	at Houston Oilers	W, 13-6	ABC	Thurs., Dec. 2, 2010	Houston	W, 34-24	NFLN
Sun., Sept. 13, 1992	at Phoenix	W, 31-14	TNT	Sun., Dec. 12, 2010	at Dallas	W, 30-27	NBC
Mon., Oct. 5, 1992	Dallas	W, 31-7	ABC	Tues., Dec. 28, 2010	Minnesota	L, 14-24	NBC
Mon., Dec. 6, 1993	at Dallas	L, 17-23	ABC	Sun., Sep. 18, 2011	at Atlanta	L, 31-35	NBC
Sun., Dec. 19, 1993	at Indianapolis	W, 20-10	ESPN	Sun., Oct. 30, 2011	Dallas	W, 34-7	NBC
Mon., Jan. 3, 1994	at San Francisco	W, 37-34 (OT)	ABC	Mon., Nov. 7, 2011	Chicago	L, 24-30	ESPN
Mon., Sept. 12, 1994	Chicago	W, 30-22	ABC	Sun., Nov. 20, 2011	at NY Giants	W, 17-10	NBC
Sun., Oct. 9, 1994	Washington	W, 21-17	TNT	Thu., Dec. 1, 2011	at Seattle	L, 14-31	NFLN
Mon., Oct. 24, 1994	Houston Oilers	W, 21-6	ABC	Sun., Sep. 30, 2012	NY Giants	W, 19-17	NBC
Sun., Sept. 10, 1995	at Arizona	W, 31-19	TNT	Mon., Nov. 5, 2012	at New Orleans	L, 13-28	ESPN
Mon., Nov. 6, 1995	at Dallas	L, 12-34	ABC	Mon., Nov. 26, 2012	Carolina	L, 22-30	ESPN
Sun., Nov. 12, 1995	Denver	W, 31-13	ESPN	Sun., Dec. 2, 2012	at Dallas	L, 33-38	NBC
Mon., Sept. 9, 1996	at Green Bay	L, 13-39	ABC	Thu., Dec. 13, 2012	vs. Cincinnati	L, 13-34	NFLN
Sun., Sept. 22, 1996	at Atlanta	W, 33-18	TNT	Mon., Sep. 9, 2013	at Washington	W, 33-27	ESPN
Mon., Sept. 30, 1996	Dallas	L, 19-23	ABC	Thu., Sep. 19, 2013	Kansas City	L, 16-26	NFLN
Thurs., Dec. 5, 1996	at Indianapolis	L, 10-37	ESPN	Sun., Dec. 22, 2013	Chicago	W, 54-11	NBC
Mon., Sept. 15, 1997	at Dallas	L, 20-21	ABC	Sun., Dec. 29, 2013	at Dallas	W, 24-22	NBC
Sun., Sept. 28, 1997	at Minnesota	L, 19-28	TNT	Sat., Jan. 4, 2014	New Orleans (NFCW)	L, 24-26	NBC
Mon., Nov. 10, 1997	San Francisco	L, 12-24	ABC	Mon., Sep. 15, 2014	at Indianapolis	W, 30-27	ESPN
Sun., Sept. 20, 1998	at Arizona	L, 3-17	ESPN	Sun., Oct. 12, 2014	NY Giants	W, 27-0	NBC
Mon., Nov. 2, 1998	Dallas	L, 0-34	ABC	Mon., Nov. 10, 2014	Carolina	W, 45-21	ESPN
Thurs., Dec. 3, 1998	St. Louis	W, 17-14	ESPN	Sun., Dec. 14, 2014	Dallas	L, 27-38	NBC
Sun., Oct. 1, 2000	Atlanta	W, 38-10	ESPN	Mon., Sep. 14, 2015	at Atlanta	L, 24-26	ESPN
Sun., Sept. 30, 2001	Dallas	W, 40-18	ESPN	Mon., Oct. 19, 2015	NY Giants	W, 27-7	ESPN
Mon., Oct. 22, 2001	at NY Giants	W, 10-9	ABC	Sun., Oct. 25, 2015	at Carolina	L, 16-27	NBC
Thurs., Nov. 29, 2001	at Kansas City	W, 23-10	ESPN	Sun., Nov. 8, 2015	at Dallas	W, 33-27 (OT)	NBC
Sun., Jan. 6, 2002	at Tampa Bay	W, 17-13	ESPN	Sun., Dec. 20, 2015	Arizona	L, 17-40	NBC
Mon., Sept. 16, 2002	at Washington	W, 37-7	ABC	Sat., Dec. 26, 2015	Washington	L, 24-38	NFLN
Mon., Oct. 28, 2002	NY Giants	W, 17-3	ABC	Mon., Sep. 19, 2016	at Chicago	W, 29-14	ESPN
Mon., Nov. 25, 2002	at San Francisco	W, 38-17	ABC	Sun., Oct. 30, 2016	at Dallas	L, 23-29 (OT)	NBC
Sat., Dec. 21, 2002	at Dallas	W, 27-3	ESPN	Mon., Nov. 28, 2016	Green Bay	L, 13-27	ESPN
Sat., Jan. 11, 2003	Atlanta (NFCD)	W, 20-6	FOX	Thu., Dec. 22, 2016	NY Giants	W, 24-19	NFLN
Mon., Sept. 8, 2003	Tampa Bay	L, 0-17	ABC	Thu., Oct. 12, 2017	at Carolina	W, 28-23	NFLN
Mon., Nov. 10, 2003	at Green Bay	W, 17-14	ABC	Mon., Oct. 23, 2017	Washington	W, 34-24	ESPN
Mon., Dec. 15, 2003	at Miami	W, 34-27	ABC	Sun., Nov. 19, 2017	at Dallas	W, 37-9	NBC
Sat., Dec. 27, 2003	at Washington	W, 31-7	ESPN	Sun., Dec. 3, 2017	at Seattle	L, 10-24	NBC
Mon., Sept. 20, 2004	Minnesota	W, 27-16	ABC	Mon., Dec. 25, 2017	Oakland	W, 19-10	ESPN
Mon., Nov. 15, 2004	at Dallas	W, 49-21	ABC	Thu., Sep. 6, 2018	Atlanta	W, 18-12	NBC
Sun., Dec. 12, 2004	at Washington	W, 17-14	ESPN	Thu., Oct. 11, 2018	NY Giants	W, 34-13	NFLN
Mon., Dec. 27, 2004	at St. Louis	L, 7-20	ABC	Sun., Nov. 11, 2018	Dallas	L, 20-27	NBC
Mon., Sept. 12, 2005	at Atlanta	L, 10-14	ABC	Mon., Dec. 3, 2018	Washington	W, 28-13	ESPN
Sun., Nov. 6, 2005	at Washington	L, 10-17	ESPN	Sun., Dec. 16, 2018	at LA Rams	W, 30-23	NBC
Mon., Nov. 14, 2005	Dallas	L, 20-21	ABC	Sun., Sep. 15, 2019	at Atlanta	L, 20-24	NBC
Mon., Dec. 5, 2005	Seattle	L, 0-42	ABC	Thu., Sep. 26, 2019	at Green Bay	W, 34-27	FOX
Mon., Oct. 2, 2006	Green Bay	W, 31-9	ESPN	Sun., Oct. 20, 2019	at Dallas	L, 10-37	NBC



EAGLES ALL-TIME PRIMETIME GAMES (CONTINUED)

<u>Date</u>	<u>Opponent</u>	<u>Result</u>	<u>Network</u>
Mon., Dec. 9, 2019	NY Giants	W, 23-17	ESPN
Sun., Oct. 4, 2020	at San Francisco	W, 25-20	NBC
Thur., Oct. 22, 2020	NY Giants	W, 22-21	FOX
Sun., Nov. 1, 2020	Dallas	W, 23-9	NBC
Mon., Nov. 30, 2020	Seattle	L, 17-23	ESPN
Sun., Jan. 3, 2021	Washington	L, 14-20	NBC
Mon., Sep. 27, 2021	at Dallas	L, 21-41	ESPN
Thur., Oct 14, 2021	Tampa Bay	L, 22-28	FOX
Sat., Jan. 8, 2022	Dallas	L, 26-51	ESPN
Mon., Sep. 19, 2022	Minnesota	W, 24-7	ABC
Sun., Oct. 16, 2022	Dallas	W, 26-17	NBC
Thur., Nov. 3, 2022	Houston	W, 29-17	Amazon
Mon., Nov. 14, 2022	Washington	L, 21-32	ESPN
Sun., Nov. 27, 2022	Green Bay	W, 40-33	NBC
Sat., Jan. 21, 2023	NY Giants	W, 38-7 (NFCD)	FOX
Thur., Sep. 14, 2023	Minnesota	W, 34-28	Amazon
Mon., Sep. 25, 2023	Tampa Bay	W, 25-11	ESPN
Sun., Oct. 22, 2023	Miami	W, 31-17	NBC
Mon., Nov. 20, 2023	Kansas City	W, 21-17	ESPN
Sun., Dec. 10, 2023	Dallas	L, 13-33	NBC
Mon., Dec. 18, 2023	Seattle	L, 17-20	ESPN
Mon., Jan. 15 2024	Tampa Bay	L, 9-32 (NFCW)	ESPN

PRIMETIME RECORD: 84-63 **PLAYOFFS:** 2-3

(NFCW) - NFC Wild Card Playoff game

(NFCD) - NFC Divisional Playoff game

PRIMETIME RECORD BY NETWORK

<u>Network</u>	<u>Record</u>
ABC	24-20
Amazon	2-0
ESPN	26-17
FOX	4-2
NBC	20-22
NFL Network	5-4
TNT	4-2



ALL-TIME ROSTERS, DRAFTS & TRADES



[FRONT OFFICE & COACHING STAFF](#)

[PLAYER BIOS](#)

[2023 EAGLES STATISTICS](#)

[RECORD BOOK](#)

[ALL-TIME RESULTS](#)

[ALL-TIME ROSTERS](#)

[HONORS & HISTORY](#)

[YEAR-BY-YEAR STATISTICS](#)

[OFF THE FIELD](#)



Player (College), Position	Years
A Abercrombie, Walter (Baylor), RB	1988
- Abiamiri, Victor (Notre Dame), DE	2007-11
- Absher, Dick (Maryland), LB	1972
- Acho, Emmanuel (Texas), LB	2013-15
- Adams, Gary (Arkansas), DB	1969
- Adams, Jamar (Michigan), S	2010
- Adams, Josh (Notre Dame), RB	2018
- Adams, Keith (Clemson), LB	2002-05
- Adams, Theo (Hawaii), G	1995
- Agajanian, Ben (New Mexico), G	1945
- Agholor, Nelson (USC), WR	2015-19
- Aiken, Kamar (Central Florida), WR	2018
- Ajayi, Jay (Boise State), RB	2017-18, '19
- Ajitrotutu, Seyi (Fresno State), WR	2015
- Akers, David (Louisville), K	1999-2010
- Alexander, David (Tulsa), C	1987-94
- Alexander, D.J. (Oregon State), LB	2018
- Alexander, Kermit (UCLA), DB	1972-73
- Allen, Beau (Wisconsin), DT	2014-17
- Allen, Chuck (Washington), LB	1972
- Allen, Devon (Oregon), WR	2022-23
- Allen, Eric (Arizona State), CB	1988-94
- Allen, Ian (Purdue), T	2004
- Allen, Jackie (Baylor), DB	1972
- Allen, Kevin (Indiana), T	1985
- Allen, Nate (South Florida), S	2010-14
- Allert, Ty (Texas), LB	1987-89
- Allison, Henry (San Diego State), G	1971-72
- Alonso, Kiko (Oregon), LB	2015
- Amerson, Glen (Texas Tech), B	1961
- Amundson, George (Iowa State), RB	1975
- Anderson, Colt (Montana), S	2010-13
- Anderson, Gary (Syracuse), K	1995-96
- Anderson, Jack (Texas Tech), G	2021
- Andrews, Josh (Oregon State), G	2015-16
- Andrews, Leroy (Pittsburg State), B	1934
- Andrews, Shawn (Arkansas), T/G	2004-09
- Andrews, Stacy (Mississippi), G/T	2009
- Angelo, Jim † (Indiana (PA)), G	1987
- Antwine, Houston (Southern Illinois), DT	1972
- Arcega-Whiteside, J.J. (Stanford), WR	2019-21
- Archer, Dave (Iowa State), QB	1991-92
- Armour, Justin (Stanford), WR	1997
- Armstrong, Calvin (Washington State), T	2005
- Armstrong, Harvey (Southern Methodist), DT	1982-84
- Armstrong, Neill (Oklahoma A&M), E	1947-51
- Arnold, Grayland (Baylor), DB	2020
- Arnold, Jay (Texas), B	1937-40
- Arrington, Rick (Tulsa), QB	1970-73
- Aschbacher, Darrel (Oregon), G	1959
- Asher, Jamie (Louisville), TE	1999
- Asomugha, Nnamdi (California), CB	2011-12
- Atkins, Steve (Maryland), FB	1981
- Auer, Howard (Michigan), T	1933
- Auer, Jim † (Georgia), DE	1987
- Austin, Miles (Monmouth), WR	2015
- Autry, Darnell (Northwestern), RB	1998, '00
- Avant, Jason (Michigan), WR	2006-13
- Avery, Genard (Memphis), DE	2019-21
- Awosika, Kayode (Buffalo), G/T	2021-22
- Ayers, Marvin † (Grambling), DE	1987
- Bachie, Joe (Michigan State), LB	2020
- Bahr, Matt (Penn State), K	1993
- Bailey, David (Oklahoma State), DE	1990
- Bailey, Eric † (Kansas State), TE	1987
- Bailey, Howard (Tennessee), T	1935
- Bailey, Tom (Florida State), B	1971-74
- Bailey, Victor (Missouri), WR	1993-94
- Bair, Brandon (Oregon), DE	2014-15
- Baisi, Albert (West Virginia), G	1947
- Baker, Jason (Iowa), P	2002
- Baker, John (North Carolina Central), E	1962
- Baker, Keith (Texas Southern), WR	1985
- Baker, Ron (Oklahoma State), G	1980-88
- Baker, Sam (Oregon State), K	1964-69
- Baker, Tony (Iowa State), B	1971-72
- Baldinger, Brian (Duke), G	1992-93
- Ballman, Gary (Michigan State), E	1967-72
- Banas, Stephen (Notre Dame), B	1935
- Banducci, Bruno (Stanford), G	1944-45
- Banta, Jack (USC), B	1941, '44-45
- Barber, Shawn (Richmond), LB	2002, '06
- Barbre, Allen (Missouri Southern State), G/T	2013-16
- Barker, Bryan (Santa Clara), P	1994
- Barkley, Matt (USC), QB	2013-14
- Barlow, Corey (Auburn), CB	1992-94
- Barner, Kenjon (Oregon), RB	2015-16, '17
- Barnes, Antwan (Florida International), DE	2010
- Barnes, Bill (Wake Forest), B	1957-61
- Barnes, Larry (Tennessee State), FB	1978-79
- Barnes, Walter (LSU), G	1948-51
- Barnett, Derek (Tennessee), DE	2017-2023
- Barnett, Fred (Arkansas State), WR	1990-95
- Barnhardt, Dan (Centenary), B	1934
- Barni, Roy (San Francisco), B	1954-55
- Barnum, Len (West Virginia Wesleyan), B	1940-42
- Barr, Stephen (Pennsylvania), WR	1965
- Bartholomew, Sam (Tennessee), B	1941
- Bartlett, Doug (Northern Illinois), LB	1988
- Bartley, Ephesians (Florida), LB	1992
- Bartrum, Mike (Marshall), TE/LS	2000-06
- Barwin, Connor (Cincinnati), LB/DE	2013-16
- Basca, Nick (Villanova), B	1941
- Baskett, Hank (New Mexico), WR	2006-10
- Bassi, Dick (Santa Clara), G	1940
- Bassman, Herman (Ursinus), B	1936
- Battaglia, Matt † (Louisville), LB	1987
- Baughan, Maxie (Georgia Tech), LB	1960-65
- Bauman, Alfred (Northwestern), T	1947
- Bausby, De'Vante (Pittsburg State), CB	2018
- Bausch, Frank (Kansas), C	1940-41
- Bavaro, Mark (Notre Dame), TE	1993-94
- Bawel, Bibbles (Evansville), B	1952, '55-56
- Baze, Winford (Texas Tech), B	1937
- Beach, Pat (Washington State), TE	1992
- Beals, Shawn (Idaho State), WR/KR	1988
- Beatty, Will (Connecticut), T	2017
- Beaver, Jim (Florida), G	1962
- Beckles, Ian (Indiana), G	1997-98
- Bednarik, Chuck (Pennsylvania), C/LB	1949-62
- Beisler, Randy (Indiana), DE	1966-68
- Bell, Demetress (Northwestern State), T	2012
- Bell, Eddie (Pennsylvania), B	1955-58
- Bell, Joique (Wayne State), RB	2010
- Bell, Mike (Arizona), RB	2010
- Bell, Todd (Ohio State), LB	1988-89
B Babin, Jason (Western Michigan), DE	2009, '11-12



- Bellamy, Mike (Illinois), WR.....	1990
- Bellamy, Victor † (Syracuse), CB.....	1987
- Bello, B.J. (Illinois State), LB.....	2018
- Bendross, Jesse † (Alabama), WR.....	1987
- Benn, Arrelious (Illinois), WR.....	2013
- Bennett, Michael (Texas A&M), DE.....	2018
- Benson, Harry (Western Maryland), G.....	1935
- Berger, Mitch (Colorado), P.....	1994
- Bergey, Bill (Arkansas State), LB.....	1974-80
- Berry, Dan (California), B.....	1967
- Berzinski, Willie (Wisconsin-LaCrosse), B.....	1956
- Betterson, James (North Carolina), RB.....	1977-78
- Bielski, Dick (Maryland), B.....	1955-59
- Bieniemy, Eric (Colorado), RB.....	1999
- Biggers, E.J. (Western Michigan), CB.....	2015
- Binotto, John (Duquesne), B.....	1942
- Bishop, Blaine (Ball State), SS.....	2002
- Bjorklund, Robert (Minnesota), C.....	1941
- Black, Michael (Sacramento State), T/G.....	1986
- Blackmore, Richard (Mississippi State), CB.....	1979-82
- Blaine, Ed (Missouri), G.....	1963-66
- Blake, Jeff (East Carolina), QB.....	2004
- Blankenship, Reed (Middle Tennessee State), S.....	2022-
- Bleamer, Jeff (Penn State), T.....	1975-76
- Bleeker, Mel (USC), B.....	1944-46
- Bloom, Jeremy (Colorado), WR.....	2006
- Blount, LeGarrette (Oregon), RB.....	2017
- Blue, Luther (Iowa State), WR.....	1980
- Blye, Ron (Notre Dame), RB.....	1969
- Boatswain, Harry (New Haven, G/T).....	1995, '97
- Boedecker, William (DePaul), B.....	1950
- Bogren, Vince (New Mexico), E.....	1944
- Bolden, Gary † (Southwestern Oklahoma State), DT.....	1987
- Boniol, Chris (Louisiana Tech), K.....	1997-98
- Book, Ian (Notre Dame), QB.....	2022
- Booker, Lorenzo (Florida State), RB.....	2008
- Booty, John (TCU), DB.....	1991-92
- Boryla, Mike (Stanford), QB.....	1974-76
- Bostic, James (Auburn), RB.....	1998-99
- Bostic, Jason (Georgia Tech), CB.....	1999-2000
- Bougness, Lee (Louisville), B.....	1970-73
- Bouie, Kevin (Mississippi State), RB.....	1995-96
- Bova, Tony (Saint Francis), E.....	1943
- Bowman, Kevin † (San Jose State), WR.....	1987
- Boykin, Brandon (Georgia), CB.....	2012-14
- Boykin, Deral (Louisville), S.....	1996
- Bradberry, James (Samford), CB.....	2022-
- Bradford, Sam (Oklahoma), QB.....	2015
- Bradham, Nigel (Florida State), LB.....	2016-19
- Bradley, Bill (Texas), FS.....	1969-76
- Bradley, Carlos † (Wake Forest), LB.....	1987
- Bradley, Harold (Iowa), G.....	1958
- Bradley, Shaun (Temple), LB.....	2020-23
- Bradley, Stewart (Nebraska), LB.....	2007-10
- Brady, Rickey (Oklahoma), TE.....	1995
- Braman, Bryan (West Texas A&M), LB/DE.....	2014-16, '17
- Bredice, John (Boston University), E.....	1956
- Brennan, Leo (Holy Cross), T.....	1942
- Brewer, Jack (Minnesota), S.....	2005
- Brewer, John (Louisville), B.....	1952-53
- Brian, William (Gonzaga), T.....	1935-36
- Bridges, Jeremy (Southern Mississippi), T/G.....	2003
- Brister, Bubby (Northeast Louisiana), QB.....	1993-94
- Britt, Rankin (Texas A&M), E.....	1939
- Brodnicki, Chuck (Temple), T.....	1934

- Brooks, Barrett (Kansas State), T.....	1995-98
- Brooks, Brandon (Miami (OH)), G.....	2016-21
- Brooks, Clifford (Tennessee State), DB.....	1975-76
- Brooks, Ron (LSU), CB.....	2016
- Brooks, Terrence (Florida State), S.....	2016
- Brooks, Tony (Notre Dame), RB.....	1992-93
- Brookshier, Tom (Colorado), B.....	1953, '56-61
- Broughton, Luther (Furman), TE.....	1997, '99-00
- Brown, Aaron (Ohio State), LB.....	1985
- Brown, A.J. (Mississippi), WR.....	2022-
- Brown, Bob (Nebraska), T.....	1964-68
- Brown, Bryce (Kansas State), RB.....	2012-13
- Brown, Cedrick (Washington), CB.....	1987
- Brown, David † (Miami (OH)), LB.....	1987
- Brown, Deauntae (Central State (OH)), CB.....	1997
- Brown, Fred (Miami (FL)), LB.....	1967-69
- Brown, Greg (Kansas State), DE.....	1981-86
- Brown, Jamon (Louisville), G.....	2020
- Brown, Jerome (Miami (FL)), DT.....	1987-91
- Brown, Na (North Carolina), WR.....	1999-2001
- Brown, Reggie (Georgia), WR.....	2005-09
- Brown, Reggie † (Oregon), RB.....	1987
- Brown, Ronnie (Auburn), RB.....	2011
- Brown, Sheldon (South Carolina), CB.....	2002-09
- Brown, Sydney (Illinois), S.....	2023-
- Brown, Thomas (Baylor), DE.....	1980
- Brown, Timmy (Ball State), B.....	1960-67
- Brown, Willie (USC), FL.....	1966
- Brown, Zach (North Carolina), LB.....	2019
- Brumm, Don (Purdue), DE.....	1970-71
- Brunski, Andrew (Temple), C.....	1943
- Brutley, Daryon (Northern Iowa), CB.....	2003
- Bryant, Bill (Grambling), CB.....	1978
- Brzezinski, Doug (Boston College), G.....	1999-2002
- Buckhalter, Correll (Nebraska), RB.....	2001-08
- Buckley, Eldra (Tennessee-Chattanooga), RB.....	2009-10
- Budd, Frank (Villanova), E.....	1962
- Bukant, Joe (Washington-St. Louis), B.....	1938-40
- Bulaich, Norm (TCU), RB.....	1973-74
- Bull, Ron (Baylor), B.....	1971
- Bunkley, Brodrick (Florida State), DT.....	2006-10
- Bunting, John (North Carolina), LB.....	1972-82
- Burgess, Derrick (Mississippi), LB/DE.....	2001-04, '10
- Burk, Adrian (Baylor), QB.....	1951-56
- Burke, Mark (West Virginia), DB.....	1976
- Burks, Dialleo (Eastern Kentucky), WR.....	1996
- Burnett, Deontay (USC), WR.....	2019-20
- Burnette, Tom (North Carolina), B.....	1938
- Burnham, Lem (U.S. International), DE.....	1977-80
- Burnine, Hank (Missouri), E.....	1956-57
- Burroughs, Don (Colorado State), B.....	1960-64
- Burton, Trey (Florida), TE.....	2014-17
- Bushby, Thomas (Kansas State), B.....	1935
- Buss, Art (Michigan State), T.....	1936-37
- Butler, Bob (Kentucky), G.....	1962
- Butler, Hakeem (Iowa State), TE.....	2020
- Butler, John (Tennessee), B.....	1943, '45
- Byard, Kevin (Middle Tennessee State), CB.....	2023
- Byars, Keith (Ohio State), RB.....	1986-92
- Byrne, Bill (Boston College), G.....	1963

Player (College), Position

Years

C Cabrelli, Larry (Colgate), E.....	1941-47
- Caesar, Ivan (Boston College), LB.....	1993
- Caffey, Lee Roy (Texas A&M), LB.....	1963



- Cagle, Jim (Georgia), DT.....	1974	- Clemons, Chris (Georgia), DE.....	2008-09
- Cahill, Dave (Northern Arizona), DT.....	1966	- Clemons, Topper † (Wake Forest), RB.....	1987
- Calcaterra, Grant (Southern Methodist), TE.....	2022-	- Cobb, Garry (USC), LB.....	1985-87
- Caldwell, Mike (Middle Tennessee State), LB.....	1998-2001	- Cody, Bill (Auburn), LB.....	1972
- Calhoun, Don (Kansas State), RB.....	1982	- Colavito, Rocky (Wake Forest), LB.....	1975
- Calicchio, Lonny (Mississippi), K.....	1997	- Cole, John (St. Joseph's (PA)), B.....	1938-40
- Calloway, Ernie (Texas Southern), DT.....	1969-72	- Cole, Nick (New Mexico State), C.....	2006-10
- Calvin, Jorrick (Troy), CB.....	2010	- Cole, Trent (Cincinnati), DE/LB.....	2005-14
- Campbell, Glenn (Emporia State), E.....	1935	- Coleman, Al (Tennessee State), DB.....	1972-73
- Campbell, Marion (Georgia), T.....	1956-61	- Coleman, Kurt (Ohio State), S.....	2010-13
- Campbell, Stan (Iowa State), G.....	1959-61	- Coleman, Marco (Georgia Tech), DE.....	2003
- Campbell, Tommy (Iowa State), DB.....	1976	- Collie, Bruce (Texas-Arlington), G.....	1990-91
- Campfield, Billy (Kansas), RB.....	1978-82	- Colman, Wayne (Temple), DB.....	1968-69
- Campion, T.J. (Southeastern Louisiana), T.....	1947	- Combs, Bill (Purdue), E.....	1942
- Canale, Rocco (Boston College), G.....	1943-45	- Concannon, Jack (Boston College), QB.....	1964-66
- Carmichael, Roc (Virginia Tech), CB.....	2013-14	- Conjar, Larry (Notre Dame), B.....	1968
- Carmichael, Harold (Southern), WR.....	1971-83	- Conlin, Ray † (Ohio State), DT.....	1987
- Carollo, Joe (Notre Dame), T.....	1969-70	- Conner, Darion (Jackson State), DE.....	1996-97
- Carpe, Joe (Millikin), T.....	1933	- Considine, Sean (Iowa), S.....	2005-08
- Carpenter, Rob (Syracuse), WR.....	1995	- Conti, Enio (Bucknell), G.....	1941-45
- Carr, Earl (Florida), RB.....	1979	- Conwell, Joe (North Carolina), T.....	1986-87
- Carr, Jim (Charleston), B.....	1959-63	- Cook, Leon (Northwestern), T.....	1942
- Carrioccio, Russ (Virginia), G.....	1955	- Cook, Rashard (USC), S.....	1999-2002
- Carroll, Nolan (Maryland), CB.....	2014-16	- Cooke, Ed (Maryland), E.....	1958
- Carroll, Terrence (Oregon State), S.....	2001	- Cooper, Evan (Michigan), DB/KR.....	1984-87
- Carson, Carlos (LSU), WR.....	1989	- Cooper, Louis (Western Carolina), LB.....	1993
- Carter, Cris (Ohio State), WR.....	1987-89	- Cooper, Richard (Tennessee), T.....	1996-98
- Carter, DeAndre (Sacramento State), WR.....	2018	- Cooper, Riley (Florida), WR.....	2010-15
- Carter, Jalen (Georgia), DT.....	2023-	- Copeland, Russell (Memphis State), WR.....	1997-98
- Carter, Joe (Austin), E.....	1933-40	- Cornish, Frank (UCLA), C.....	1995
- Case, Pete (Georgia), G.....	1962-64	- Cortez, Jose (Oregon State), K.....	2005
- Casey, James (Rice), TE.....	2013-14	- Coston, Zed (Texas A&M), C.....	1939
- Cassidy, Howard (Ohio State), B.....	1962	- Cothren, Paige (Mississippi), B.....	1959
- Castiglia, Jim (Georgetown), B.....	1941, '45-46	- Countess, Blake (Auburn), CB.....	2020
- Caterbone, Tom † (Franklin & Marshall), CB.....	1987	- Couplin, Jerome (William & Mary), S.....	2014-15
- Catlin, Tom (Oklahoma), LB.....	1959	- Covey, Britain (Utah), WR.....	2022-
- Cavanaugh, Matt (Pittsburgh), QB.....	1986-89	- Cowher, Bill (North Carolina State), LB.....	1983-84
- Caver, Quinton (Arkansas), LB.....	2001-02	- Cowhig, Jerry (Notre Dame), B.....	1951
- Celek, Brent (Cincinnati), TE.....	2007-17	- Cox, Fletcher (Mississippi State), DT/DE.....	2012-23
- Cemore, Tony (Creighton), G.....	1941	- Crabb, Claude (Colorado), B.....	1964-65
- Ceppetelli, Gene (Villanova), C.....	1968-69	- Craft, Russ (Alabama), CB/HB.....	1946-53
- Chachere, Andre (San Jose State), DB.....	2021-22	- Crafts, Jerry (Louisville), T/G.....	1997-98
- Chalenski, Mike (UCLA), DE.....	1993-95	- Crawford, Charles (Oklahoma State), RB.....	1986-87
- Chaney, Jamar (Mississippi State), LB.....	2010-12	- Creech, Bob (TCU), LB.....	1971-72
- Chapura, Dick (Missouri), DT.....	1990	- Creswell, Smiley (Michigan State), DE.....	1985
- Cheek, Louis (Texas A&M), T.....	1990	- Crews, Terry (Western Michigan), LB.....	1996
- Cherry, Je'Rod (California), S.....	2000	- Cronin, Bill (Boston College), E.....	1965
- Cherundolo, Chuck (Penn State), C.....	1940	- Croom, Jason (Tennessee), TE.....	2020-21
- Chesley, Al (Pittsburgh), LB.....	1979-82	- Cross, Irv (Northwestern), DB.....	1961-65, '69
- Chesson, Wes (Duke), WR.....	1973-74	- Crowe, Larry (Texas Southern), RB.....	1972
- Christensen, Jeff (Eastern Illinois), QB.....	1984-85	- Crutchfield, Darrel (Clemson), CB.....	2001
- Chung, Patrick (Oregon), S.....	2013	- Cuba, Paul (Pittsburgh), T.....	1933-35
- Chuy, Don (Clemson), G.....	1969	- Culbreath, Jim (Oklahoma), FB.....	1980
- Cifelli, Gus (Notre Dame), T.....	1954	- Cullars, Willie (Kansas State), DE.....	1974
- Clark, Al (Eastern Michigan), CB.....	1976	- Cumby, George † (Kentucky), LB.....	1987
- Clark, Algy (Ohio State), B.....	1934	- Cunningham, B.J. (Michigan State), WR.....	2013
- Clark, Jeremy (Alabama), DT.....	2010	- Cunningham, Dick (Arkansas), LB.....	1973
- Clark, Le'Raven (Texas Tech), T.....	2021	- Cunningham, Randall (UNLV), QB.....	1985-95
- Clark, Mike (Texas A&M), K/E.....	1963	- Cunningham, Zach (Vanderbilt), LB.....	2023
- Clark, Willie (Notre Dame), CB.....	1997	- Cuppoletti, Bree (Oregon), G.....	1939-40
- Clarke, Adrien (Ohio State), G.....	2004-05	- Curcio, Mike (Temple), LB.....	1981-82
- Clarke, Ken (Syracuse), DT.....	1978-87	- Curry, Vinny (Marshall), DE.....	2012-17, '19-20
- Clayton, Don (<i>no college</i>), T.....	1936	- Curtis, Kevin (Utah State), WR.....	2007-09
- Clayton, Keenan (Oklahoma), LB.....	2010-11	- Curtis, Scott (New Hampshire), LB.....	1988
- Clement, Corey (Wisconsin), RB.....	2017-20	- Cyprien, Johnathan (Florida International), S.....	2019



Player (College), Position	Years
D D'Agostino, Frank (Auburn), G	1956
- Daniel, Chase (Missouri), QB	2016
- Daniels, Tank (Harding), LB	2006, '08
- Darby, Byron (USC), DE/TE	1983-86
- Darby, Ronald (Florida State), CB	2017-19
- Darilek, Trey (Texas-El Paso), T/G	2004-05
- Darling, James (Washington State), LB	1997-2000
- Darwin, Matt (Texas A&M), C	1986-90
- Davis, Al (Tennessee State), B	1971-72
- Davis, Antone (Tennessee), T	1991-95
- Davis, Bob (Kentucky), B	1942
- Davis, Jason (Illinois), FB	2006
- Davis, Jordan (Georgia), DT	2022-
- Davis, Norm (Grambling), G	1970
- Davis, Pernell (Alabama-Birmingham), DT	1999-2000
- Davis, Robert (Georgia State), WR	2019
- Davis, Stan (Memphis State), WR	1973
- Davis, Sylvester (Geneva), B	1933
- Davis, Tanard (Miami (FL)), CB	2007
- Davis, Vern (Western Michigan), DB	1971
- Dawkins, Brian (Clemson), FS	1996-2008
- Dawson, Dale (Eastern Kentucky), K	1988
- Dean, Nakobe (Georgia), LB	2022-
- Dean, Ted (Wichita State), B	1960-63
- DeLine, Steve (Colorado State), K	1989
- Dellenbach, Jeff (Wisconsin), G/C	1999
- DeLucca, Jerry (Middle Tennessee State), T	1959
- Demas, George (Washington & Jefferson), G	1933
- Demps, Quintin (Texas-El Paso), FS	2008-09
- Dempsey, Jack (Bucknell), T	1934, '37
- Dempsey, Tom (Palomar Junior College), K	1971-74
- Dennard, Mark (Texas A&M), C	1984-85
- Dent, Richard (Tennessee State), DE	1997
- DeSantis, Dan (Niagara), B	1941
- Detmer, Koy (Colorado), QB	1997-2006
- Detmer, Ty (BYU), QB	1996-97
- DeVan, Kyle (Oregon State), G	2011
- DeVaughn, Dennis (Bishop), DB	1982-83
- Dial, Alan (UCLA), DB	1989
- Dial, Benjy (Eastern New Mexico), B	1967
- Diaz-Infante, David (San Jose State), G	1999
- Dicker, Cameron (Texas), K	2022
- Dickerson, Kori (USC), TE	2003
- Dickerson, Landon (Alabama), OL	2021-
- DiFilippo, Dave (Villanova), G	1941
- Dillard, Andre (Washington State), T	2019-22
- Dimmick, Tom (Houston), T	1956
- Dimry, Charles (UNLV), CB	1997
- Dingle, Nate (Cincinnati), LB	1995
- DiRenzo, Danny (<i>no college</i>), P	1948
- Dirks, Mike (Wyoming), G	1968-71
- Disend, Leo (Albright), T	1943
- Ditka, Mike (Pittsburgh), E	1967-68
- Dixon, Al (Iowa State), TE	1983
- Dixon, Antonio (Miami (FL)), DT	2009-12
- Dixon, Floyd (Stephen F. Austin), WR	1992
- Dixon, Ronnie (Cincinnati), DT	1995-96
- Dixon, Zachary (Temple), RB	1980
- Dobbins, Herb (San Diego State), T	1974
- Dogins, Kevin (Texas A&M-Kingsville), G/C	2003
- Dorenbos, Jon (Texas-El Paso), LS	2006-16
- Dorow, Al (Michigan State), B	1957
- Dorsey, Dean (Toronto), K	1988
- Doss, Noble (Texas), B	1947-48

- Douglas, Dameane (California), WR	1999-2002
- Douglas, Hugh (Central State (OH)), LB/DE	1998-2002, '04
- Douglas, Merrill (Utah), B	1962
- Douglas, Otis (William & Mary), T	1946-49
- Douglas, Rasul (West Virginia), CB	2017-19
- Dow, Woody (West Texas A&M), B	1938-40
- Dowda, Harry (Wake Forest), B	1954-55
- Doyle, Ted (Nebraska), T	1943
- Drake, Joe (Arizona), DT	1985
- Drake, Troy (Indiana)	1995-97
- Driscoll, Jack (Auburn), T/G	2020-23
- Drummond, Robert (Syracuse), RB	1989-91
- Duckworth, Bobby (Arkansas), WR	1986
- Dudley, Paul (Arkansas), B	1963
- Dumbauld, John (Kentucky), DE	1987-88
- Duncan, Rick (Eastern Montana), K	1968
- Dunek, Ken (Memphis State), TE	1980
- Dunlap, King (Auburn), T	2008-12
- Dunn, Jason (Eastern Kentucky), TE	1996-98
- Dunstan, Bill (Utah State), DT	1973-76
- Durko, John (Albright), E	1944

Player (College), Position

Years

E Eckel, Kyle (Navy), FB	2008
- Edmunds, Terrell (Virginia Tech), S	2023
- Edwards, Anthony (New Mexico Highlands), WR	1989-90
- Edwards, Herman (San Diego State), DB	1977-85
- Edwards, T.J. (Wisconsin), LB	2019-22
- Edwards, Trent (Stanford), QB	2012
- Ehlers, Tom (Kentucky), LB	1975-77
- Eibner, John (Kentucky), T	1941-42, '46
- Eiden, Ed (Scranton), B	1944
- Elewonibi, Moe (BYU), T	1995
- Ellerbe, Dannel (Georgia), LB	2017
- Elliott, Jake (Memphis), K	2017-
- Ellis, Alex (Tennessee), TE	2019
- Ellis, Drew (TCU), T	1938-40
- Ellis, Ray (Ohio State), S	1981-85
- Elliss, Christian (Idaho), LB	2021-23
- Ellstrom, Swede (Oklahoma), B	1934
- Elston, Trae (Mississippi), S	2017
- Emanuel, Charles (West Virginia), S	1997
- Emelianchik, Pete (Richmond), E	1967
- Emmons, Carlos (Arkansas State), LB	2000-03
- Emmons, Franklin (Oregon), B	1940
- Ena, Justin (BYU), LB	2002-03, '05
- Engles, Rick (Tulsa), P	1978
- Enke, Fred (Arizona), B	1952
- Ephraim, Alonzo (Alabama), C	2003-04
- Epps, Marcus (Wyoming), S	2019-22
- Erdlitz, Richard (Northwestern), B	1942, '45
- Ertz, Zach (Stanford), TE	2013-21
- Estes, Larry (Alcorn A&M), DE	1972
- Evans, Byron (Arizona), LB	1987-94
- Evans, Donald (Winston-Salem State), DE	1988
- Evans, Justin (Texas A&M), S	2023
- Evans, Mike (Boston College), C	1968-73
- Evans, Randall (Kansas State), CB	2015
- Everett, Eric (Texas Tech), CB	1988-89
- Everett, Major (Mississippi College), FB	1983-85
- Everitt, Steve (Michigan), C	1997-99

Player (College), Position

Years

F Fagioli, Carl (<i>no college</i>), G	1944
- Farmer, Ray (Duke), LB	1996-98



- Farragut, Ken (Mississippi), C.....	1951-54	- Gaither, Omar (Tennessee), LB.....	2006-10
- Fazio, Ron † (Maryland), TE.....	1987	- Garner, Mekhi (LSU), CB.....	2023-
- Feagles, Jeff (Miami (FL)), P.....	1990-93	- Gambold, Bob (Washington State), B.....	1953
- Feather, Tiny (Kansas State), B.....	1933	- Gaona, Bob (Wake Forest), T.....	1957
- Feehery, Gerry (Syracuse), C/G.....	1983-87	- Garcia, Jeff (San Jose State), QB.....	2006, '09
- Feeley, A.J. (Oregon), QB.....	2001-03, '06-08	- Gardner, Andrew (Georgia Tech), T.....	2014-15
- Felber, Nip (North Dakota), E.....	1933	- Gardner, Barry (Northwestern), LB.....	1999-2002
- Feller, Happy (Texas), K.....	1971	- Gardner-Johnson, C.J. (Florida), S.....	2022
- Fencil, Dick (Northwestern), E.....	1933	- Garner, Charlie (Tennessee), RB.....	1994-98
- Ferko, Fritz (West Chester), G.....	1937-38	- Garrity, Gregg (Penn State), WR.....	1984-89
- Ferrante, Jack (<i>no college</i>), E.....	1941, '44-50	- Gary, Russell (Nebraska), DB.....	1986
- Ferrara, Frank (Rhode Island), DE.....	2003	- Gasperson, Michael (San Diego), WR.....	2007
- Ferris, Neil (Loyola (CA)), B.....	1952	- Gauer, Charles (Colgate), E.....	1943-45
- Fiedler, Bill (Pennsylvania), G.....	1938	- Gay, Blenda (Fayetteville State), DE.....	1975-76
- Fiedler, Jay (Dartmouth), QB.....	1994-95	- Geathers, Clifton (South Carolina), DE.....	2013
- Field, Richard (<i>no college</i>), G.....	1939-40	- George, Ed (Wake Forest), T.....	1976-78
- Finn, Mike (Arkansas-Pine Bluff), T.....	1994	- George, Raymond (USC), T.....	1940
- Finneran, Brian (Villanova), WR.....	1999	- Gerber, Woody (Alabama), G.....	1941-42
- Fitzgerald, Mickey (Virginia Tech), FB.....	1981	- Gerhard, Chris † (East Stroudsburg), FS.....	1987
- Fitzkee, Scott (Penn State), WR.....	1979-80	- Gerhart, Tom (Ohio), DB.....	1992
- Flanigan, Jim (Notre Dame), DT.....	2003	- Gerry, Nathan (Nebraska), LB.....	2017-20
- Fletcher, Bradley (Iowa), CB.....	2013-14	- Gersbach, Carl (West Chester), LB.....	1970
- Flores, Mike (Louisville), DT.....	1991-94	- Ghecas, Lou (Georgetown), B.....	1941
- Floyd, Eric (Auburn), G.....	1992-93	- Giammona, Louie (Utah State), RB.....	1978-82
- Fogle, DeShawn (Kansas State), LB.....	1997	- Giancanelli, Hal (Loyola (CA)), B.....	1953-56
- Fokou, Moise (Maryland), LB.....	2009-11	- Giannelli, Mario (Boston College), G.....	1948-51
- Foles, Nick (Arizona), QB.....	2012-14, '17-18	- Gibbs, Pat (Lamar), DB.....	1972
- Folsom, Steve (Utah), TE.....	1981	- Gibron, Abe (Purdue), G.....	1956-57
- Fontenot, Chris (McNeese State), TE.....	1998	- Gibson, Brandon (Washington State), WR.....	2009
- Ford, Carl (Toledo), WR.....	2005	- Gibson, Mike (California), G.....	2008
- Ford, Charles (Houston), DB.....	1974	- Gibson, Shelton (West Virginia), WR.....	2017-18, '19
- Ford, Fredric (Mississippi Valley State), CB.....	1997	- Giddens, Frank (New Mexico), T.....	1981-82
- Ford, Rudy (Auburn), S.....	2019-20	- Giddens, Wimpley (Louisiana Tech), T.....	1938
- Fort, L.J. (Northern Iowa), LB.....	2019	- Gilbert, Lewis (Florida), TE.....	1980
- Foules, Elbert (Alcorn State), CB.....	1983-87	- Giles, Jimmie (Alcorn State), TE.....	1987-89
- Fox, Dustin (Ohio State), CB.....	2006	- Gill, Roger (Texas Tech), B.....	1964-65
- Fox, Terry (Miami (FL)), B.....	1941, '45	- Gilmore, Jim (Ohio State), T.....	1986
- Frahm, Dick (Nebraska), B.....	1935	- Gilyard, Mardy (Cincinnati), WR.....	2012
- Fraley, Hank (Robert Morris), C/G.....	2000-05	- Ginney, Jerry (Santa Clara), G.....	1940
- France, Todd (Toledo), K.....	2005	- Glass, Glenn (Tennessee), B.....	1964-65
- Frank, Joseph (Georgetown), T.....	1941, '43	- Gloden, Fred (Tulane), B.....	1941
- Franklin, Cleveland (Baylor), RB.....	1977-78	- Glover, Rich (Nebraska), DT.....	1975
- Franklin, Tony (Texas A&M), K.....	1979-83	- Gocong, Chris (Cal Poly-San Luis Obispo), LB.....	2006-09
- Franks, Dennis (Michigan), C.....	1976-78	- Goebel, Brad (Baylor), QB.....	1991
- Frazier, Derrick (Texas A&M), CB.....	1993-95	- Goedert, Dallas (South Dakota State), TE.....	2018-
- Freeman, Antonio (Virginia Tech), WR.....	2002	- Golden, Tim (Florida), LB.....	1985
- Freeman, Bob (Auburn), B.....	1960-61	- Goldston, Ralph (Youngstown State), B.....	1952, '54-55
- Frey, Glenn (Temple), B.....	1936-37	- Golic, Mike (Notre Dame), DT.....	1987-92
- Friedlund, Bob (Michigan State), E.....	1946	- Gollomb, Rudy (Carroll (WI)), G.....	1936
- Friedman, Bob (Washington), G.....	1944	- Gonya, Robert (Northwestern), T.....	1933-34
- Fritts, George (Clemson), T.....	1945	- Goode, John (Youngstown State), TE.....	1985
- Fritz, Ralph (Michigan), G.....	1941	- Goode, Najee (West Virginia), LB.....	2013-17
- Fritzsche, Jim (Purdue), T/G.....	1983	- Goode, Rob (Texas A&M), B.....	1955
- Frizzell, Williams (North Carolina Central), S.....	1986-90, '92-93	- Goodrich, Mario (Clemson), CB.....	2023-
- Fryar, Irving (Nebraska), WR.....	1996-98	- Goodwin, Marvin (UCLA), FS.....	1994
- Fulgham, Travis (Old Dominion), WR.....	2020	- Goodwin, Ron (Baylor), E.....	1963-68
- Fuller, Frank (Kentucky), T.....	1963	- Gordon, Dillon (LSU), G.....	2016
- Fuller, James (Portland State), S.....	1996	- Gordon, Lamar (North Dakota State), RB.....	2005
- Fuller, William (North Carolina), DE.....	1994-96	- Gorecki, Chuck † (Boston College), LB.....	1987
- Furio, Dominic (UNLV), C.....	2004	- Gossage, Gene (Northwestern), E.....	1960-62
		- Gouveia, Kurt (BYU), LB.....	1995
		- Gowan, Tay (Central Florida), CB.....	2021
		- Graf, Kevin (USC), OL.....	2014
		- Graham, Brandon (Michigan), DE/LB.....	2010-
		- Graham, Corey (New Hampshire), S.....	2017-18

Player (College), Position**Years**

G Gabbard, Steve (Florida State), T.....	1989
- Gabriel, Roman (North Carolina State), B.....	1973-77
- Gainwell, Kenneth (Memphis), RB.....	2021-



- Graham, Dave (Virginia), T.....	1963-69
- Graham, Jeff (Ohio State), WR.....	1998
- Graham, Lyle (Richmond), C.....	1941
- Graham, Nick (Tulsa), CB.....	2007
- Graham, Tom (Temple), G.....	1935
- Grant, Bud (Minnesota), E.....	1951-52
- Grant, Otis † (Michigan State), WR.....	1987
- Grasmanis, Paul (Notre Dame), DT.....	2000-05
- Gratz, Dwayne (Connecticut), CB.....	2016
- Graves, Ray (Tennessee), C.....	1942-43, '46
- Gray, Cecil (North Carolina), G/DT.....	1990-91
- Gray, Jim (Toledo), B.....	1967
- Gray, Mel (Purdue), KR/RB.....	1997
- Green, Donnie (Purdue), T.....	1977
- Green, Jamaal (Miami (FL)), DE.....	2003-04
- Green, John (Tulsa), E.....	1947-51
- Green, Roy (Henderson State), WR.....	1991-92
- Green-Beckham, Dorial (Oklahoma), WR.....	2016
- Gregg, Kelly (Oklahoma), DT.....	1999-2000
- Gregory, Ken (Whittier), E.....	1962
- Griffin, Don (Middle Tennessee State), CB.....	1996
- Griffin, Jeff † (Utah), CB.....	1987
- Griggs, Anthony (Ohio State), LB.....	1982-85
- Grooms, Elois † (Tennessee Tech), DE.....	1987
- Gros, Earl (LSU), B.....	1964-66
- Grossman, Burt (Pittsburgh), DE.....	1994
- Grugier-Hill, Kamu (Eastern Illinois), LB.....	2016-19
- Grymes, Aaron (Idaho), CB.....	2016
- Gudd, Leonard (Temple), E.....	1934
- Gude, Henry (Vanderbilt), G.....	1946
- Guglielmi, Ralph (Notre Dame), QB.....	1963
- Guillory, Tony (Lamar), LB.....	1969
- Gunn, Mark (Pittsburgh), DL.....	1995-96
- Gunnels, Riley (Georgia), T.....	1960-64

Player (College), Position

Years

H Hackney, Elmer (Kansas State), B.....	1940-41
- Haddix, Michael (Mississippi State), FB.....	1983-88
- Haden, Nick (Penn State), G.....	1986
- Hager, Britt (Texas), LB.....	1989-94
- Hairston, Carl (Maryland-Eastern Shore), DE.....	1976-83
- Hajek, Chuck (Northwestern), C.....	1934
- Hall, Andy (Delaware), QB.....	2005
- Hall, Chad (Air Force), WR.....	2010-11
- Hall, Daeshon (Texas A&M), DE.....	2018-20
- Hall, Deiondre' (Northern Iowa), S.....	2018
- Hall, Irv (Brown), B.....	1942
- Hall, Rhett (California), DT.....	1995-98
- Hallstrom, Ron (Iowa), G.....	1993
- Halverson, Bill (Oregon State), T.....	1942
- Halverson, Dean (Washington), LB.....	1973-76
- Hamilton, Justin (Louisiana-Lafayette), DT.....	2017
- Hamilton, Ray (Arkansas), E.....	1940
- Hamilton, Skip † (Southern), DT.....	1987
- Hamiter, Uhuru (Delaware State), DE.....	2000-01
- Hamner, Thomas (Minnesota), RB.....	2000
- Hampton, Dave (Wyoming), RB.....	1976
- Hampton, William (Murray State), CB.....	2001
- Hankton, Karl (Trinity (IL)), WR.....	1998
- Hansen, Roscoe (North Carolina), T.....	1951
- Hanson, Homer (Kansas State), C.....	1935
- Hanson, Joselio (Texas Tech), CB.....	2006-11
- Hanson, Swede (Temple), B.....	1933-37
- Harbor, Clay (Missouri State), TE.....	2010-12
- Harding, Greg † (Nicholls State), DB.....	1987

- Harding, Roger (California), C.....	1947
- Hardy, Andre (St. Mary's (CA)), RB.....	1984
- Hargrave, Javon (South Carolina State), DT.....	2020-22
- Hargrove, Marvin (Richmond), WR.....	1990
- Harmon, Andy (Kent State), DT.....	1991-97
- Harper, Maurice (Austin), C.....	1937-40
- Harrington, Perry (Jackson State), RB.....	1980-83
- Harris, Al (Arizona State), LB.....	1989-90
- Harris, Al (Texas A&M-Kingsville), CB.....	1998-2002
- Harris, Anthony (Virginia), S.....	2021
- Harris, Antoine (Louisville), S.....	2010
- Harris, Jim (Oklahoma), B.....	1957
- Harris, Jon (Virginia), DE.....	1997-98
- Harris, Leroy (Arkansas State), FB.....	1979-82
- Harris, Macho (Virginia Tech), S.....	2009
- Harris, Richard (Grambling), DE.....	1971-73
- Harris, Rod (Texas A&M), WR.....	1990-91
- Harris, Tim (Memphis State), DE.....	1993
- Harrison, Bob (Oklahoma), LB.....	1962-63
- Harrison, Dennis (Vanderbilt), DE.....	1978-84
- Harrison, Granville (Mississippi State), E.....	1941
- Harrison, Jerome (Washington State), RB.....	2010
- Harrison, Tyreo (Notre Dame), LB.....	2002-03
- Hart, Clinton (Central Florida C.C.), S.....	2003-04
- Hart, Dick (<i>no college</i>), G.....	1967-71
- Hart, Taylor (Oregon), DL/OL.....	2014-16, '17
- Hartman, Fred (Rice), T.....	1948
- Harvey, Richard (Jackson State), DB.....	1970
- Haskins, Jon (Stanford), LB.....	1998
- Hasselbeck, Tim (Boston College), QB.....	2002
- Hauck, Tim (Montana), SS.....	1999-2002
- Havili, Stanley (USC), FB.....	2012
- Hawkins, Ben (Arizona State), FL.....	1966-73
- Hawkins, Josh (East Carolina), CB.....	2018
- Hawkinson, Tanner (Kansas), G/T.....	2015
- Hayden, Aaron (Tennessee), RB.....	1998
- Hayden, Ken (Arkansas), C.....	1942
- Hayes, Ed (Morgan State), DB.....	1970
- Hayes, Joe (Central Oklahoma), WR/KR.....	1984
- Haymond, Alvin (Southern), B.....	1968
- Heath, Jo Jo (Pittsburgh), DB.....	1981
- Hebron, Vaughn (Virginia Tech), RB.....	1993-95
- Heck, Ralph (Colorado), LB.....	1963-65
- Hector, Bruce (South Florida), DT.....	2018, '19
- Hegamin, George (North Carolina State), G/T.....	1998
- Heller, Ron (Penn State), T.....	1988-92
- Henderson, Jerome (Clemson), CB.....	1995
- Henderson, Zac (Oklahoma), S.....	1980
- Hendrickson, Steve (California), LB.....	1995
- Henery, Alex (Nebraska), K.....	2011-13
- Henry, Chas (Florida), P.....	2011-12
- Henry, Maurice (Kansas State), LB.....	1990
- Henry, Wally (UCLA), WR.....	1977-82
- Henson, Gary (Colorado), E.....	1963
- Herbig, Nate (Stanford), G.....	2019-21
- Herremans, Todd (Saginaw Valley State), G/T.....	2005-14
- Herrod, Jeff (Mississippi), LB.....	1997
- Hershey, Kirk (Cornell), E.....	1941
- Hertel, Rob (USC), QB.....	1980
- Hester, Treyvon (Toledo), DT.....	2018
- Hewitt, Bill (Michigan), E.....	1936-39, '43
- Hicks, Artis (Memphis), G/T.....	2002-05
- Hicks, Jordan (Texas), LB.....	2015-18
- Higgins, Tom (North Carolina), T.....	1954-55
- Higgs, Mark (Kentucky), RB.....	1989



- Hightower, John (Boise State), WR.....	2020-21
- Hill, Fred (USC), E.....	1965-71
- Hill, King (Rice), B.....	1961-68
- Hill, P.J. (Wisconsin), RB.....	2009
- Hinkle, Jack (Syracuse), B.....	1941-47
- Hix, Billy (Arkansas), E.....	1950
- Hoage, Terry (Georgia), S.....	1986-90
- Hoague, Joe (Colgate), B.....	1943
- Hobbs, Bill (Texas A&M).....	1969-71
- Hobbs, Ellis (Iowa State), CB.....	2009-10
- Hodges, Reggie (Ball State), P.....	2005
- Hogan, Mike (Tennessee-Chattanooga), FB.....	1976-78, '80
- Holcomb, William (Texas Tech), T.....	1937
- Hollins, Mack (North Carolina), WR.....	2017-19
- Holly, Bob (Princeton), QB.....	1984
- Holmes, Lester (Jackson State), G.....	1993-96
- Holyfield, Elijah (Georgia), RB.....	2019-20
- Hood, Roderick (Auburn), CB.....	2003-06
- Hooks, Alvin (California State-Northridge), WR.....	1981
- Hoover, Mel (Arizona State), WR.....	1982-84
- Hopkins, Wes (Southern Methodist), FS.....	1983-93
- Horan, Mike (Long Beach State), P.....	1984-85
- Hord, Roy (Duke), G.....	1962
- Horn, Marty † (Lehigh), QB.....	1987
- Horrell, Bill (Michigan State), G.....	1952
- Hoss, Clark (Oregon), TE.....	1972
- Houston, Jameson (Baylor), CB.....	2020
- Howard, Austin (Northern Iowa), T.....	2010
- Howard, Bob (San Diego State), CB.....	1978-79
- Howard, Darren (Kansas State), DE.....	2006-09
- Howard, Jordan (Indiana), RB.....	2019, '20-21
- Howell, Lane (Grambling), T.....	1965-69
- Hoyem, Lynn (Long Beach State), G.....	1964-67
- Hoying, Bobby (Ohio State), QB.....	1996-98
- Hrabetin, Frank (Loyola (CA)), T.....	1942
- Huarte, John (Notre Dame), QB.....	1968
- Hudson, Bob (Clemson), B.....	1953-55, '57-58
- Hudson, John (Auburn), G.....	1991-95
- Huff, Josh (Oregon), WR.....	2014-16
- Huggins, Albert (Clemson), DT.....	2019
- Hughes, Brandon (Oregon State), CB.....	2010-13
- Hughes, Chuck (Texas-El Paso), FL.....	1967-69
- Hughes, William (Texas), C.....	1937-40
- Hultz, Don (Southern Mississippi), DT.....	1964-73
- Humbert, Dick (Richmond), E.....	1941, '45-49
- Humphrey, Claude (Tennessee State), DE.....	1979-81
- Hunt, Calvin (Baylor), C.....	1970
- Hunt, Phillip (Houston), DE/LB.....	2011-13
- Hunt, Tony (Penn State), RB.....	2007-08
- Hunter, Herman (Tennessee State), RB/KR.....	1985
- Huntley, Jason (New Mexico State), RB.....	2020-21
- Hurts, Jalen (Oklahoma), QB.....	2020-
- Huth, Jerry (Wake Forest), G.....	1959-60
- Hutton, Tom (Tennessee), P.....	1995-98
- Huxhold, Ken (Wisconsin), G.....	1954-58
- Huzvar, John (North Carolina State), B.....	1952

Player (College), Position**Years**

I Ignatius, James (Holy Cross), G.....	1935
- Igwenagu, Emil (Massachusetts), FB/TE.....	2012-13
- Ikegwuonu, Jack (Wisconsin), CB.....	2008
- Illman, Ted (Montana), B.....	1933
- Ingram, Cornelius (Florida), TE.....	2009
- Ingram, Mark (Michigan State), WR.....	1996
- Irvin, Willie (Florida A&M), B.....	1953

Player (College), Position**Years**

J Jackson, Al (Georgia), CB.....	1994
- Jackson, Alonzo (Florida State), DE.....	2005
- Jackson, Bob (Alabama), B.....	1960
- Jackson, DeSean (California), WR.....	2008-13, '19-20
- Jackson, Don (North Carolina), B.....	1936
- Jackson, Earnest (Texas A&M), RB.....	1985-86
- Jackson, Greg (LSU), FS.....	1994-95
- Jackson, Harold (Jackson State), WR.....	1969-72
- Jackson, Jamaal (Delaware State), C.....	2003-11
- Jackson, Johnny (Southern), DE.....	1977
- Jackson, Keith (Oklahoma), TE.....	1988-91
- Jackson, Kenny (Penn State), WR.....	1984-88, '90-91
- Jackson, Malik (Tennessee), DT.....	2019-20
- Jackson, Marlin (Michigan), S.....	2010
- Jackson, Randy (Wichita State), RB.....	1974
- Jackson, Tarron (Coastal Carolina), DE.....	2021-
- Jackson, Trenton (Illinois), FL.....	1966
- Jackson, Tyree (Buffalo), TE.....	2021-22
- Jacobs, David † (Syracuse), K.....	1987
- Jacobs, Proverb (California), T.....	1958
- Jacquet, Michael (Louisiana-Lafayette), CB.....	2020
- James, Angelo † (Sacramento State), CB.....	1987
- James, Craig (Southern Illinois), CB.....	2019-20
- James, Ronald "Po" (New Mexico State), RB.....	1972-75
- James, William (Western Illinois), CB.....	2006-07
- Janet, Ernie (Washington), T.....	1975
- Jarmoluk, Mike (Temple), T.....	1949-55
- Jarrett, Jaiquawn (Temple), S.....	2011-12
- Jarvi, Toimi (Northern Illinois), B.....	1944
- Jasper, Edward (Texas A&M), DT.....	1997-98
- Jaworski, Ron (Youngstown State), QB.....	1977-86
- Jean-Gilles, Max (Georgia), G.....	2006-10
- Jefferson, Greg (Central Florida), DE.....	1995-2000
- Jefferson, William (Mississippi State), B.....	1942
- Jeffery, Alshon (South Carolina), WR.....	2017-20
- Jelesky, Tom (Purdue), T.....	1985-86
- Jells, Dietrich (Pittsburgh), WR.....	1998-99
- Jenkins, Cullen (Central Michigan), DT.....	2011-12
- Jenkins, Izel (North Carolina State), CB.....	1988-92
- Jenkins, Justin (Mississippi State), WR.....	2005
- Jenkins, Malcolm (Ohio State), S.....	2014-19
- Jernigan, Tim (Florida State), DT.....	2017-19
- Jeter, Tommy (Texas), DT.....	1992-95
- Jiles, Dwayne (Texas Tech), LB.....	1985-89
- Jobe, Josh (Alabama), CB.....	2022-
- Johansson, Ove (Abilene Christian), K.....	1977
- Johnson, Albert (Kentucky), B.....	1942
- Johnson, Alonzo (Florida), LB.....	1986-87
- Johnson, Alvin (Hardin-Simmons), B.....	1948
- Johnson, Bill (Michigan State), DT.....	1998-99
- Johnson, Charles (Colorado), WR.....	1999-2000
- Johnson, Charlie (Colorado), DT.....	1977-81
- Johnson, Chris † (Millersville), DB.....	1987
- Johnson, Damaris (Tulsa), WR.....	2012-13
- Johnson, Dirk (Northern Colorado), P.....	2003-06
- Johnson, Don (California), B.....	1953-55
- Johnson, Dwight (Baylor), DE.....	2000
- Johnson, Eric (Washington State), DB.....	1977-78
- Johnson, Fred (Florida), T.....	2023-
- Johnson, Gene (Cincinnati), B.....	1959-60
- Johnson, Jay (Texas A&M-Commerce), LB.....	1969-70
- Johnson, Jimmie (Howard), TE.....	1995-98
- Johnson, Keelan (Arizona State), S.....	2013
- Johnson, KeeSean (Fresno State), WR.....	2021



- Johnson, Kevin (Texas Southern), DT	1995-96
- Johnson, Kyron (Kansas), LB	2022
- Johnson, Lane (Oklahoma), T	2013-
- Johnson, Lee (BYU), P	2002
- Johnson, Marcus (Texas), WR	2017
- Johnson, Maurice (Temple), TE	1991-94
- Johnson, Norm (UCLA), K	1999
- Johnson, Patrick (Tulane), LB	2021-
- Johnson, Reggie (Florida State), TE	1995
- Johnson, Ron (USC), WR	2011-12
- Johnson, Ron (Shippensburg), DE	2003
- Johnson, Ron (Long Beach State), WR	1985-89
- Johnson, Vaughan (North Carolina State), LB	1994
- Johnston, Cameron (Ohio State), P	2018-20
- Jonas, Don (Penn State), B	1962
- Jones, Barrett (Alabama), C/G	2015
- Jones, Brad (Colorado), LB	2015
- Jones, Chris T. (Miami (FL)), WR	1995-97
- Jones, Dhani (Michigan), LB	2004-06
- Jones, Don (Washington), B	1940
- Jones, Donnie (LSU), P	2013-17
- Jones, Harry (Arkansas), B	1967-71
- Jones, Jimmie (Miami (FL)), DT/DE	1997
- Jones, Joe (Tennessee State), DE	1974-75
- Jones, Julian (Missouri), S	2001-02
- Jones, Julio (Alabama), WR	2023
- Jones, Preston (Georgia), QB	1993
- Jones, Ray (Southern), DB	1970
- Jones, Sean (Georgia), S	2009
- Jones, Sidney (Washington), CB	2017-19
- Jones, Spike (Georgia), P	1975-77
- Jones, Tyrone (Arkansas State), DB	1989
- Jordan, Akeem (James Madison), LB	2007-12
- Jordan, Andrew (Western Carolina), TE	1998
- Jorgenson, Bud (Saint Mary's (CA)), T	1935
- Joseph, James (Auburn), RB	1991-94
- Joseph, Linval (East Carolina), DT	2022
- Joyner, Seth (Texas-El Paso), LB	1986-93
- Jurgens, Cam (Nebraska), G/C	2022-
- Jurgensen, Sonny (Duke), QB	1957-63
- Juriga, Luke (Western Michigan), C	2020
- Justice, Winston (USC), T	2006-12

Player (College), Position**Years**

K Kab, Vyto (Penn State), TE	1982-85
- Kafka, Mike (Northwestern), QB	2010-11
- Kalu, N.D. (Rice), DE	1997, '01-05
- Kane, Carl (St. Louis), B	1936
- Kapele, John (BYU), T	1962
- Kaplan, Bernie (Western Maryland), G	1942
- Karnofsky, Sonny (Arizona), B	1945
- Kasky, Ed (Villanova), T	1942
- Kaufusi, Steve (BYU), DE	1989-90
- Kavel, George (Carnegie Mellon), B	1934
- Kearse, Jevon (Florida), DE	2004-07
- Keeling, Ray (Texas), T	1938-39
- Keen, Rabbit (Arkansas), B	1937-38
- Kekeris, Jim (Missouri), T	1947
- Kelce, Jason (Cincinnati), C	2011-23
- Keller, Ken (North Carolina), B	1956-57
- Kelley, Bob (West Texas A&M), C	1955-56
- Kelley, Dwight (Ohio State), LB	1966-72
- Kelly, Dennis (Purdue), T	2012-15
- Kelly, Jim (Notre Dame), E	1965-67
- Kelly, Joe (Washington), LB	1996

- Kemp, Jeff (Dartmouth), QB	1991
- Kendrick, Mychal (California), LB	2012-17
- Kenneally, George (St. Bonaventure), E	1933-35
- Kenney, Steve (Clemson), G	1980-85
- Kern, Brett (Toledo), P	2022
- Kerrigan, Ryan (Purdue), DE	2021
- Kersey, Merritt (West Chester), P	1974-75
- Key, Wade (Southwest Texas State), G/T	1970-79
- Keyes, Leroy (Purdue), DB	1969-72
- Keys, Howard (Oklahoma State), T/C	1960-64
- Khayat, Ed (Tulane), T	1958-61, '64-65
- Killins, Adrian (Central Florida), RB	2020
- Kilroy, Frank (Temple), T	1943-55
- Kimmel, Jon (Colgate), LB	1985
- Kinder, Randy (Notre Dame), CB	1997
- King, Don (Kentucky), T	1956
- Kirchbaum, Kelly † (Kentucky), LB	1987
- Kirkland, Levon (Clemson), LB	2002
- Kirkman, Roger (Washington & Jefferson), B	1933-35
- Kirksey, Roy (Maryland-Eastern Shore), G	1973-74
- Kish, Ben (Pittsburgh), B	1942-49
- Klecko, Dan (Temple), DT/FB	2008
- Klingel, John (Eastern Kentucky), DE	1987-88
- Klopenburg, Harry (Fordham), T	1936
- Kmetovic, Pete (Stanford), B	1946
- Knapper, Jack (Ottawa (KS)), B	1934
- Knott, Jake (Iowa State), LB	2013
- Knox, Charles (St. Edmonds), T	1937
- Koeninger, Art (Tennessee-Chattanooga), C	1933
- Kolb, Kevin (Houston), QB	2007-10
- Kolberg, Elmer (Oregon State), B	1939-40
- Koman, Bill (North Carolina), LB	1957-58
- Konecny, Mark (Alma), RB/PR	1988
- Konopka, John (Temple), B	1936
- Kostos, Anthony (Bucknell), E	1933
- Kowalczyk, Walt (Michigan State), B	1958-59
- Kowalkowski, Scott (Notre Dame), LB	1991-93
- Kramer, Kent (Minnesota), E	1971-74
- Krause, Jonathan (Vanderbilt), WR	2015
- Kraynak, Rich (Pittsburgh), LB	1983-86
- Krepfle, Keith (Iowa State), TE	1975-81
- Kresky, Joseph (Wisconsin), G	1933-35
- Krieger, Robert (Dartmouth), E	1941, '46
- Kriel, Emmet (Baylor), G	1939
- Kruger, Joe (Utah), DE	2013
- Kuczynski, Bert (Pennsylvania), E	1946
- Kullman, Mike † (Kutztown), SS	1987
- Kupcinet, Irv (North Dakota), B	1935
- Kusko, John (Temple), B	1936-38

Player (College), Position**Years**

L Laack, Galen (Pacific), G	1958
- Labinjo, Mike (Michigan State), LB	2004-05
- Lachman, Dick (<i>no college</i>), B	1933-35
- Lainhart, Porter (Washington State), B	1933
- Landeta, Sean (Towson State), P	1999-2002, '05
- Landri, Derek (Notre Dame), DT	2011-12
- Landsberg, Mort (Cornell), B	1941
- Landsee, Bob (Wisconsin), G/C	1986-87
- Lang, Israel (Tennessee State), B	1964-68
- Lankas, James (St. Mary's (TX))	1942
- Lansford, Buck (Texas), T	1955-57
- Lapham, Bill (Iowa), C	1960
- Larson, Bill (Colorado State), TE	1978
- Latimer, Al (Clemson), CB	1979



- Laux, Ted (St. Joseph's (PA)), B.....	1942-44
- Lavender, Joe (San Diego State), DB.....	1973-75
- Lavergne, Damian (Louisiana Tech), T.....	2003
- Lavette, Robert (Georgia Tech), RB/KR.....	1987
- Lawrence, Kent (Georgia), WR.....	1969
- Lawrence, Reggie (North Carolina State), WR.....	1993
- Laws, Trevor (Notre Dame), DT.....	2008-11
- Lawson, Gerard (Oregon State), CB.....	2010
- Lazetich, Pete (Stanford), DT.....	1976-77
- Le Bel, Harper (Colorado State), TE.....	1990
- Leathers, Milton (Georgia), G.....	1933
- LeBlanc, Cre'Von (Florida Atlantic), CB.....	2018-20
- Lechthaler, Roy (Lebanon Valley), G.....	1933
- Ledbetter, Toy (Oklahoma A&M), B.....	1950, '53-55
- Lee, Amp (Florida State), RB.....	2000
- Lee, Bernie (Villanova), B.....	1938
- Lee, Byron (Ohio State), LB.....	1986-87
- Leggett, Scott † (Central State (OH)), G.....	1987
- LeJeune, Norman (LSU), S.....	2003
- LeMaster, Frank (Kentucky), LB.....	1974-83
- Leonard, Jim (Notre Dame), B.....	1934-37
- Leonard, Shaquille (South Carolina State), LB.....	2023
- Leshinski, Ron (Army), TE.....	1999
- Levanites, Stephen (Boston College), T.....	1942
- Levens, Dorsey (Georgia Tech), RB.....	2002, '04
- Lewis, Chad (BYU), TE.....	1997-2005
- Lewis, Dion (Pittsburgh), RB.....	2011-12
- Lewis, Greg (Illinois), WR.....	2003-08
- Lewis, Joe (Compton C.C.), T.....	1962
- Lewis, Michael (Colorado), S.....	2002-06
- Lewis, Ryan (Pittsburgh), CB.....	2019
- Lewis, Thad (Duke), QB.....	2015
- Leyendecker, Tex (Vanderbilt), T.....	1933
- Lilly, Sammy (Georgia Tech), DB.....	1989-90
- Lince, Dave (North Dakota), TE.....	1966-67
- Lindley, Tread (Kentucky), CB.....	2010
- Lindskog, Vic (Stanford), C.....	1944-51
- Lio, Augie (Georgetown), G.....	1946
- Lipski, John (Temple), C.....	1933-34
- Liske, Pete (Penn State), QB.....	1971-72
- Liter, Greg † (Iowa), DE.....	1987
- Little, Dave (Middle Tennessee State), TE.....	1985-89
- Lloyd, Dave (Georgia), LB/K.....	1963-70
- Lloyd, Greg (Connecticut), LB.....	2011
- Lofton, James (Stanford), WR.....	1993
- Logan, Bennie (LSU), DT.....	2013-16
- Logan, Randy (Michigan), S.....	1973-83
- Long, Chris (Virginia), DE.....	2017-18
- Long, Matt † (San Diego State), C.....	1987
- Long, Travis (Washington State), LB.....	2014-15
- Looney, Don (TCU), E.....	1940
- Lou, Ron (Arizona State), C.....	1975
- Louderback, Tom (San Jose State), LB.....	1958-59
- Lovato, Rick (Old Dominion), LS.....	2016-
- Love, Clarence (Toledo), CB.....	1998
- Love, Sean (Penn State), G.....	1997
- Lucas, Dick (Boston College), E.....	1960-63
- Lueck, Bill (Arizona), G.....	1975
- Luft, Don (Indiana), E.....	1954
- Luken, Tom (Purdue), G.....	1972-78
- Lusk, Herb (Long Beach State), RB.....	1976-78

- Macioszczyk, Art (Western Michigan), B.....	1944-47
- Mack, Bill (Notre Dame), FL.....	1964
- Mackey, Kyle (Texas A&M-Commerce), QB.....	1986
- Mackrides, Bill (Nevada), B.....	1947-51
- Maclin, Jeremy (Missouri), WR.....	2009-14
- MacMurdo, Jim (Pittsburgh), T.....	1934-37
- Maddox, Avonte (Pittsburgh), CB.....	2018-
- Maehl, Jeff (Oregon), WR.....	2013-14
- Magee, John (Rice), G.....	1948-55
- Mahalic, Drew (Notre Dame), LB.....	1976-78
- Mahe, Reno (BYU), RB/KR.....	2003-07
- Mailata, Jordan (no college), T.....	2018-
- Mallory, John (West Virginia), B.....	1968
- Malone, Art (Arizona State), RB.....	1975-76
- Malveaux, Cameron (Houston), DE.....	2021
- Mamula, Mike (Boston College), DE.....	1995-2000
- Mandarino, Mike (LaSalle), G.....	1944-45
- Mann, Braden (Texas A&M), P.....	2023-
- Manning, Rosie (Northeastern State), DT.....	1975
- Mansfield, Ray (Washington), C.....	1963
- Mansfield, Von (Wisconsin), DB.....	1982
- Manske, Ed (Northwestern), E.....	1935-36
- Manton, Taldon (TCU), B.....	1940
- Manzini, Baptiste (St. Vincent's), C.....	1944-45, '48
- Maragos, Chris (Wisconsin), S.....	2014-18
- Marchi, Basilio (New York University), C.....	1941-42
- Marcus, Alex (Temple), E.....	1933
- Mariota, Marcus (Oregon), QB.....	2023
- Mark, Greg (Miami (FL)), DE.....	1990
- Maronic, Duke (no college), G.....	1944-50
- Marsh, Curtis (Utah State), CB.....	2011-13
- Marshall, Anthony (LSU), SS.....	1998
- Marshall, Byron (Oregon), RB.....	2016
- Marshall, Keyonta (Grand Valley State), DT.....	2005
- Marshall, Larry (Maryland), KR.....	1974-77
- Marshall, Whit (Georgia), LB.....	1996
- Martin, Aaron (North Carolina Central), DB.....	1966-67
- Martin, Cecil (Wisconsin), FB.....	1999-2002
- Martin, Kelvin (Boston College), WR.....	1995
- Martin, Steve (Missouri), DT.....	1998-99
- Mass, Wayne (Clemson), T.....	1972
- Masters, Bob (Baylor), B.....	1937-38, '41-43
- Masters, Walt (Pennsylvania), B.....	1936
- Matesic, Ed (Pittsburgh), B.....	1934-35
- Mathews, Ryan (Fresno State), RB.....	2015-16
- Mathis, Evan (Alabama), G.....	2011-14
- Matson, Ollie (San Francisco City J.C.), B.....	1964-66
- Matthews, Casey (Oregon), LB.....	2011-14
- Matthews, Jordan (Vanderbilt), WR.....	2014-16, '18, '19
- Mavraides, Menil (Notre Dame), G.....	1954, '57
- Maxwell, Bryon (Clemson), CB.....	2015
- May, Dean (Louisville), QB.....	1984
- Mayberry, Jermaine (Texas A&M-Kingsville), G/T.....	1996-2004
- Mayden, Jared (Alabama), S.....	2021
- Mayes, Rufus (Ohio State), T.....	1979
- Maynard, Les (Rider), B.....	1933
- Mays, Joe (North Dakota State), LB.....	2008-09
- Mazzanti, Jerry (Arkansas), E.....	1963
- McAfee, Wesley (Duke), B.....	1941
- McAlister, James (UCLA), RB.....	1975-76
- McBriar, Mat (Hawaii), P.....	2012
- McCalister, Alex (Florida), DE.....	2016
- McCain, Mac (North Carolina A&T), CB.....	2021
- McCants, Darnerian (Delaware State), WR.....	2005
- McChesney, Bob (Hardin-Simmons), E.....	1950

<u>Player (College), Position</u>	<u>Years</u>
M MacAfee, Ken (Alabama), E.....	1959
- MacDowell, Jay (Washington), E.....	1946-51



- McClellan, Mike (Oklahoma), B.....	1962-63
- McCloskey, Mike (Penn State), TE.....	1987
- McCollum, Tristin (Sam Houston State), S.....	2023-
- McCoo, Eric (Penn State), RB.....	2004
- McCown, Josh (Sam Houston State), QB.....	2019
- McCoy, LeSean (Pittsburgh), RB.....	2009-14
- McCoy, Matt (San Diego State), LB.....	2005-07
- McCoy, Pat (West Texas A&M), T.....	2006
- McCrary, Fred (Mississippi State), FB.....	1995
- McCrary, Bobby (Florida), DE.....	2010
- McCullough, Hugh (Oklahoma), B.....	1943
- McCusker, Jim (Pittsburgh), T.....	1959-62
- McDonald, Don (Oklahoma), E.....	1944-45
- McDonald, Lester (Nebraska), E.....	1940
- McDonald, Tommy (Oklahoma), FL.....	1957-63
- McDonough, Robert (Duke), G.....	1942-46
- McDougle, Dexter (Maryland), CB.....	2017, '18
- McDougle, Jerome (Miami (FL)), DE.....	2003-07
- McFadden, Paul (Youngstown State), K.....	1984-87
- McGill, T.Y. (North Carolina State), DT.....	2018, '20-
- McGlynn, Mike (Pittsburgh), G.....	2008-10
- McHale, Tom (Cornell), G/T.....	1993-94
- McHugh, Pat (Georgia Tech), B.....	1947-51
- McIntyre, Guy (Georgia), G.....	1995-96
- McKee, Tanner (Stanford), QB.....	2023-
- McKeever, Marlin (USC), LB.....	1973
- McKelvin, Leodis (Troy), CB.....	2016
- McKenzie, Kevin (Washington State), WR.....	1998
- McKenzie, Raleigh (Tennessee), C.....	1995-96
- McKnight, Dennis (Drake), G.....	1991
- McLeod, Rodney (Virginia), S.....	2016-21
- McMahan, Jim (BYU), QB.....	1990-92
- McMahan, Mike (Rutgers), QB.....	2005
- McMillan, Erik (Missouri), S.....	1993
- McMillen, Dan † (Colorado), DE.....	1987
- McMillian, Mark (Alabama), DB.....	1992-95
- McMullen, Billy (Virginia), WR.....	2003-05
- McNabb, Dexter (Florida), FB.....	1995
- McNabb, Donovan (Syracuse), QB.....	1999-2009
- McNeill, Tom (Stephen F. Austin), P.....	1971-73
- McNutt, Marvin (Iowa), WR.....	2012
- McPherson, Don (Syracuse), QB.....	1988-90
- McPherson, Forest (Nebraska), T.....	1935-37
- McPherson, Zech (Texas Tech), CB.....	2021-
- McRae, Jerrold (Tennessee State), WR.....	1979
- McTyler, Tim (BYU), CB.....	1997-98
- Meadows, Ed (Duke), E.....	1958
- Means, Steven (Buffalo), LB/DE.....	2015-17
- Medved, Ron (Washington), DB.....	1966-70
- Mellekas, John (Arizona), T.....	1963
- Menkin, Nate (Mary Hardin-Baylor), T/G.....	2012
- Mercer, Giradie (Marshall), DT.....	2000
- Merkens, Guido † (Sam Houston State), QB.....	1987
- Meyer, Fred (Stanford), E.....	1942, '45
- Meyers, John (Washington), T.....	1964-67
- Miano, Rich (Hawaii), DB.....	1991-94
- Michaels, Ed (Villanova), G.....	1943-46
- Michel, Mike (Stanford), P/K.....	1978
- Michels, John (USC), T.....	1999
- Michels, John (Tennessee), G.....	1953
- Middlebrook, Oren (Arkansas State), WR.....	1978
- Mikell, Quintin (Boise State), S.....	2003-10
- Mike-Mayer, Nick (Temple), K.....	1977-78
- Millard, Keith (Washington State), DT.....	1993
- Miller, Bubba (Tennessee), C/G.....	1996-2001

- Miller, Don (Southern Methodist), B.....	1954
- Miller, Shareef (Penn State), DE.....	2019
- Miller, Tom (Hampden-Sydney), E.....	1942-44
- Milling, Al (Richmond), G.....	1942
- Mills, Garrett (Tulsa), TE.....	2010
- Mills, Jalen (LSU), CB/S.....	2016-20
- Milon, Barnes (Austin), G.....	1934
- Milons, Freddie (Alabama), WR.....	2002
- Minshew, Gardner (Washington State), QB.....	2021-22
- Mira, George (Miami (FL)), QB.....	1969
- Miraldi, Dean (Utah), T.....	1982-84
- Mitcham, Gene (Arizona State), E.....	1958
- Mitchell, Brian (Southwestern Louisiana), RB/KR.....	2000-02
- Mitchell, Freddie (UCLA), WR.....	2001-04
- Mitchell, Leonard (Houston), DE/DT.....	1981-86
- Mitchell, Martin (Tulane), DB.....	1977
- Mitchell, Randall † (Tennessee-Chattanooga), DT.....	1987
- Moats, Ryan (Louisiana Tech), RB.....	2005-07
- Molden, Frank (Jackson State), T.....	1968
- Molk, David (Michigan), C.....	2014-15
- Monk, Art (Syracuse), WR.....	1995
- Monroe, Henry (Mississippi State), CB.....	1979
- Montgomery, Monty (Houston), CB.....	2001
- Montgomery, Wilbert (Abilene Christian), RB.....	1977-84
- Mooney, Tim † (Western Kentucky), DE.....	1987
- Moore, Damon (Ohio State), SS.....	1999-2001
- Moore, Evan (Stanford), TE.....	2012
- Moreno, Zeke (USC), LB.....	2005
- Morey, Sean (Brown), WR.....	2001, '03
- Morgan, Dennis (Western Illinois), KR.....	1975
- Morgan, Mike (LSU), LB.....	1964-67
- Morris, Dwaine (Southwestern Louisiana), DT.....	1985
- Morris, Stephen (Miami (FL)), QB.....	2015
- Morriss, Guy (TCU), C.....	1973-83
- Morrow, Nicholas (Greenville), LB.....	2023
- Morse, Bobby (Michigan State), RB/KR.....	1987
- Mortell, Emmett (Wisconsin), B.....	1937-39
- Moseley, Mark (Stephen F. Austin), K.....	1970
- Moselle, Dom (Wisconsin-Superior), B.....	1954
- Moten, Adrian (Maryland), LB.....	2012
- Mrkonic, George (Kansas), T.....	1953
- Muha, Joe (Virginia Military), B.....	1946-50
- Muhlmann, Horst (<i>no college</i>), K.....	1975-77
- Mulligan, George (Catholic), E.....	1936
- Murley, Dick (Purdue), T.....	1956
- Murphy, Nick (Arizona State), P.....	2005
- Murray, Calvin (Ohio State), RB.....	1981-82
- Murray, DeMarco (Oklahoma), RB.....	2015
- Murray, Eddie (Tulane), K.....	1994
- Murray, Francis (Pennsylvania), B.....	1939-40
- Myers, Brad (Bucknell), B.....	1958
- Myers, Jack (UCLA), B.....	1948-50

Player (College), Position

Years

N Nacrelli, Andy (Fordham), E.....	1958
- Nease, Mike † (Tennessee-Chattanooga), C/T.....	1987
- Nelson, Al (Cincinnati), DB.....	1965-73
- Nelson, Dennis (Illinois State), T.....	1976-77
- Nelson, Steven (Oregon State), CB.....	2021
- Nelson, Tom (Illinois State), S.....	2011
- Nettles, Jim (Wisconsin), DB.....	1965-68
- Newton, Charles (Washington), B.....	1939-40
- Ngata, Haloti (Oregon), DT.....	2018
- Nichols, Gerald (Florida State), DT.....	1993
- Niland, John (Iowa), G.....	1975-76



- Nipp, Maurice (Loyola (CA)), G.....1952-53, '56
- Nocera, John (Iowa), LB..... 1959-62
- Norby, Jack (Idaho), B.....1934
- Nordquist, Mark (Pacific), G.....1968-74
- Norton, Jerry (Southern Methodist), B.....1954-58
- Norton, Jim (Washington), T.....1968
- Norwood, Jordan (Penn State), WR.....2009
- Nowak, Walt (Villanova), E.....1944

Player (College), Position	Years
O Oakes, Don (Virginia Tech), T.....	1961-62
- O'Boyle, Harry (Notre Dame), B.....	1933
- O'Brien, Davey (TCU), QB.....	1939-40
- O'Brien, Ken (California-Davis), QB.....	1993
- Obst, Henry (Syracuse), G.....	1933
- Oden, Derrick (Alabama), LB.....	1993-95
- Ojomo, Moro (Texas), DT.....	2023-
- Okwuegbunam, Albert (Missouri), TE.....	2023-
- Olds, Bill (Nebraska), RB.....	1976
- Oliver, Greg (Trinity (TX)), RB.....	1973-74
- Oliver, Hubie (Arizona), FB.....	1981-85
- O'Neal, Brian (Penn State), FB.....	1994
- Opeta, Sua (Weber State), G.....	2019-23
- Opperman, Jim (Colorado State), LB.....	1975
- O'Quinn, John (Wake Forest), E.....	1951
- Ordway, William (North Dakota), B.....	1939
- Oristaglio, Bob (Pennsylvania), E.....	1952
- Ormsbee, Elliott (Bradley), B.....	1946
- Osborn, Mike (Kansas State), LB.....	1978
- Osborne, Richard (Texas A&M), TE.....	1976-78
- Ostman, Joe (Central Michigan), DE.....	2019-21
- Outlaw, John (Jackson State), DB.....	1973-78
- Overmyer, Bill (Ashland), LB.....	1972
- Owens, Don (Southern Mississippi), T.....	1958-60
- Owens, Jeff (Georgia), DT.....	2010
- Owens, Terrell (Tennessee-Chattanooga), WR.....	2004-05

Player (College), Position	Years
P Pacella, Dave (Maryland), G/C.....	1984
- Padlow, Max (Ohio State), E.....	1935
- Page, Jarrad (UCLA), S.....	2011
- Pagliei, Joe (Clemson), B.....	1959
- Palelei, Lonnie (UNLV), T/G.....	1999
- Palmer, Leslie (North Carolina State), B.....	1948
- Panos, Joe (Wisconsin), G.....	1994-97
- Papale, Vince (St. Joseph's (PA)), WR.....	1976-78
- Pape, Orrin (Iowa), B.....	1933
- Parker, Artimus (USC), DB.....	1974-76
- Parker, Juqua (Oklahoma State), DE.....	2005-12
- Parker, Rodney (Tennessee State), WR.....	1980-81
- Parkey, Cody (Auburn), K.....	2014-15
- Parks, Will (Arizona), S.....	2020
- Parmer, Jim (Oklahoma A&M), B.....	1948-56
- Parry, Josh (San Jose State), FB.....	2004-05
- Pascal, Zach (Old Dominion), WR.....	2022
- Paschal, Marcus (Iowa), S.....	2007
- Paschka, Gordon (Minnesota), G.....	1943
- Pastorini, Dan (Santa Clara), QB.....	1982-83
- Pate, Rupert (Wake Forest), G.....	1942
- Patrick, Chris (Nebraska), T.....	2008
- Patterson, Dimitri (Tuskegee), CB.....	2008-10
- Patterson, Mike (USC), DT.....	2005-12
- Patton, Cliff (TCU), G.....	1946-50
- Patton, Jerry (Nebraska), DT.....	1974
- Payne, Ken (Langston), WR.....	1978

- Peaks, Clarence (Michigan State), B..... 1957-63
- Pederson, Doug (Northeast Louisiana), QB.....1999
- Peete, Rodney (USC), QB..... 1995-98
- Pegg, Harold (Bucknell), C.....1940
- Pellegrini, Bob (Maryland), LB.....1956, '58-61
- Penaranda, Jairo (UCLA), RB.....1985
- Penny, Rashaad (San Diego State), RB.....2023
- Peoples, Woody (Grambling), G..... 1978-80
- Perkins, Joshua (Washington), TE.....2018, '19-20
- Perot, Pete (Northwestern Louisiana), G..... 1979-84
- Perrino, Mike † (Notre Dame), T.....1987
- Perry, Bruce (Maryland), RB.....2004-06
- Perry, William (Clemson), DT.....1993-94
- Peters, Floyd (San Francisco State), DT.....1964-69
- Peters, Jason (Arkansas), T/G.....2009-20
- Peters, Scott (Arizona State), C/G.....2002
- Peters, Volney (USC), T.....1958
- Pettigrew, Gary (Stanford), DT.....1966-74
- Philbin, Gerry (Buffalo), DE.....1973
- Phillips, Jason (TCU), LB.....2013
- Phillips, Ray (Nebraska), LB.....1978-81
- Phillips, Ray † (North Carolina State), DE/LB.....1987
- Piasecky, Albert (Duke), E.....1942
- Picard, Bob (Washington State), WR.....1973-76
- Pierschbacher, Ross (Alabama), C.....2020-
- Pihos, Pete (Indiana), E.....1947-55
- Pilconis, Joe (Temple), E.....1934, '36-37
- Pinder, Cyril (Illinois), B.....1968-70
- Pinkston, Todd (Southern Mississippi), WR.....2000-05
- Piro, Henry (Syracuse), E.....1941
- Pisarcik, Joe (New Mexico State), QB.....1980-84
- Pitts, Alabama (*no college*), B.....1935
- Pitts, Mike (Alabama), DT/DE.....1987-92
- Pivarnick, Joe (Notre Dame), G.....1936
- Poage, Ray (Texas), E.....1964-65
- Polk, Chris (Washington), RB.....2012-14
- Pollard, Al (Army), B.....1951-53
- Polley, Tom (UNLV), LB.....1985
- Pollack, William (Pennsylvania Military), B.....1943
- Pope, Geoff (Howard), CB.....2009
- Porter, Ron (Idaho), LB.....1969-72
- Poth, Phil (Gonzaga), G.....1934
- Powell, Art (San Jose State), B.....1959
- Powlus, Ron (Notre Dame), QB.....2000
- Poyer, Jordan (Oregon State), CB.....2013
- Prater, Shaun (Iowa), CB.....2013
- Preece, Steve (Oregon State), DB.....1970-72
- Prescott, Hal (Hardin-Simmons), E.....1947-49
- President, Andre (Angelo State), TE.....1997
- Priestly, Robert (Brown), E.....1942
- Prisco, Nick (Rutgers), B.....1933
- Pritchard, Bosh (Virginia Military), B.....1942, '46-51
- Pritchett, Stanley (South Carolina), RB.....2000
- Prosinski, Chris (Wyoming), S.....2014
- Pryor, Matt (TCU), G/T.....2018-20
- Puetz, Garry (Valparaiso), T.....1979
- Pumphrey, Donnel (San Diego State), RB.....2017
- Pylman, Bob (South Dakota State), T.....1938-39
- Pyne, Jim (Virginia Tech), C/G.....2001

Player (College), Position	Years
Q Qualls, Elijah (Washington), DT.....	2017
- Quick, Mike (North Carolina State), WR.....	1982-90
- Quinlan, Bill (Michigan State), E.....	1963
- Quinn, Robert (North Carolina), DE.....	2022



Player (College), Position	Years
R Rado, George (Duquesne), E.....	1937-38
- Ragazzo, Phil (Case Western Reserve), T.....	1940-41
- Ramsey, Herschel (Texas Tech), E.....	1938-40, '45
- Ramsey, Knox (William & Mary), G.....	1952
- Ramsey, LaJuan (USC), DT.....	2006-07
- Ramsey, Nate (Indiana State), DB.....	1963-72
- Rash, Lou (Mississippi Valley State), CB.....	1984
- Raskowski, Leo (Ohio State), T.....	1935
- Ratliff, Don (Maryland), DE.....	1975
- Rau, Ryan (Portland State), LB.....	2012
- Rauch, John (Georgia), B.....	1951
- Rayburn, Sam (Tulsa), DT.....	2003-06
- Raye, Jim (Michigan State), DB.....	1969
- Reader, Jamie (Akron), FB.....	2001
- Reagan, Frank (Pennsylvania), B.....	1949-51
- Reagor, Jalen (TCU), WR.....	2020-21
- Reagor, Montae (Texas Tech), DT.....	2007
- Reaves, John (Florida), QB.....	1972-75
- Recher, Dave (Iowa), C.....	1965-68
- Reddick, Haason (Temple), LB.....	2022-23
- Reed, J.R. (South Florida), S/KR.....	2004-05, '07-08
- Reed, James (California), LB.....	1977
- Reed, Michael (Washington), FB.....	1998
- Reed, Taft (Jackson State), B.....	1967
- Reese, Henry (Temple), C/LB.....	1935-39
- Reese, Ike (Michigan State), LB.....	1998-2004
- Reeves, Ken (Texas A&M), T.....	1985-89
- Reeves, Marion (Clemson), DB.....	1974
- Reichenbach, Mike (East Stroudsburg), LB.....	1984-89
- Reichow, Jerry (Iowa), E.....	1960
- Reid, Alan (Minnesota), RB.....	1987
- Reid, Mike (North Carolina State), S.....	1993-94
- Reid, Willie (Florida State), WR.....	2008
- Reilly, Kevin (Villanova), LB.....	1973-74
- Renfro, Leonard (Colorado), DT.....	1993-94
- Renfro, Will (Memphis State), E.....	1961
- Repko, Jay † (Ursinus), TE.....	1987
- Restic, Joe (Villanova), E.....	1952
- Retzlaff, Pete (South Dakota State), TE.....	1956-66
- Reutt, Ray (Virginia Military), E.....	1943
- Reynolds, Dallas (BYU), C.....	2009, '12
- Reynolds, Ed (Stanford), S.....	2015
- Reynolds, LaRoy (Virginia), LB.....	2018
- Ricca, Jim (Georgetown), T.....	1955-56
- Rice, Denzel (Coastal Carolina), CB.....	2015
- Richards, Bobby (LSU), E.....	1962-65
- Richardson, Jess (Alabama), T.....	1953-61
- Richardson, Paul (UCLA), WR.....	1993
- Richmond, Greg (Oklahoma State), LB.....	2005
- Ricks, Eli (Alabama), CB.....	2023-
- Ridgeway, Hassan (Texas), DT.....	2019-21
- Riffle, Dick (Albright), B.....	1938-40
- Riley, Duke (LSU), LB.....	2019-20
- Riley, Elijah (Army), S.....	2020-21
- Riley, Lee (Detroit Mercy), B.....	1956, '58-59
- Rimington, Dave (Nebraska), C.....	1988-89
- Ringo, Jim (Syracuse), C.....	1964-67
- Ringo, Kelee (Georgia), CB.....	2023-
- Rissmiller, Ray (Georgia), T.....	1966
- Ritchie, Jon (Stanford), FB.....	2003-04
- Robb, Joe (TCU), E.....	1959-60
- Roberts, John (Georgia), B.....	1933-34
- Robey-Coleman, Nickell (USC), CB.....	2020
- Robinson, Burle (BYU), E.....	1935

- Robinson, Jacque † (Washington), FB.....	1987
- Robinson, Janarius (Florida State), DE.....	2022
- Robinson, Jerry (UCLA), LB.....	1979-84
- Robinson, Patrick (Florida State), CB.....	2017
- Robinson, Ramzee (Alabama), CB.....	2009
- Robinson, Wayne (Minnesota), LB.....	1952-56
- Roby, Bradley (Ohio State), CB.....	2023
- Rocca, Sav (<i>no college</i>), P.....	2007-10
- Rodgers, Richard (California), TE.....	2018, '19-21
- Rodgers-Cromartie, Dominique (Tennessee State), CB.....	2011-12
- Roffler, William (Washington State), B.....	1954
- Rogalla, John (Scranton), B.....	1945
- Rogas, Dan (Tulane), G.....	1952
- Rogers, Stefan (Lambuth), T.....	2006-07
- Rolle, Brian (Ohio State), LB.....	2011-12
- Romanowski, Bill (Boston College), LB.....	1994-95
- Romero, Ray (Kansas State), G.....	1951
- Roper, Dedrick (Northwood), LB.....	2005-06
- Roper, John (Texas A&M), LB.....	1993
- Rose, Ken (UNLV), LB.....	1990-94
- Ross, Alvin † (Central State (OH)), FB.....	1987
- Ross, Oliver (Iowa State), T.....	1999
- Rossovich, Tim (USC), LB.....	1968-71
- Rossum, Allen (Notre Dame), CB/KR.....	1998-99
- Roton, Herbert (Auburn), E.....	1937
- Roussel, Tom (Southern Mississippi), LB.....	1973
- Rowan, Everitt (Ohio State), E.....	1933
- Rowe, Eric (Utah), DB.....	2015
- Rowe, Robert (Colgate) B.....	1935
- Royals, Mark † (Appalachian State), P.....	1987
- Rucker, Keith (Ohio Wesleyan), DT.....	1996
- Rucker, Martin (Missouri), TE.....	2009
- Rudolph, Joe (Wisconsin), G.....	1995
- Runager, Max (South Carolina), P.....	1979-83, '89
- Runyan, Jon (Michigan), T.....	2000-08
- Rush, Anthony (Alabama-Birmingham), DT.....	2019
- Russell, Booker (Southwest Texas State), FB.....	1981
- Russell, James (Temple), T.....	1936-37
- Russell, Laf (Northwestern), B.....	1933
- Russell, Rusty (South Carolina), T.....	1984
- Ruzek, Roger (Weber State), K.....	1989-93
- Ryan, Pat (Tennessee), QB.....	1991
- Ryan, Rocky (Illinois), E.....	1956-58
- Ryans, DeMeco (Alabama), LB.....	2012-15
- Ryczek, Paul † (Virginia), C.....	1987
- Rypien, Mark (Washington State), QB.....	1996

Player (College), Position	Years
S Sader, Steve (<i>no college</i>), B.....	1943
- Saidock, Tom (Michigan State), T.....	1957
- Salas, Greg (Hawaii), WR.....	2012
- Sampleton, Lawrence (Texas), TE.....	1982-84
- Samson, Michael (Grambling State), DT.....	1996
- Samuel, Asante (Central Florida), CB.....	2008-11
- Sanchez, Mark (USC), QB.....	2014-15
- Sanders, Jack (Southern Methodist), G.....	1943, '45
- Sanders, John (South Dakota), DB.....	1977-79
- Sanders, Miles (Penn State), RB.....	2019-22
- Sanders, Thomas (Texas A&M), RB.....	1990-91
- Sandifer, Dan (LSU), B.....	1950-51
- Sapp, Ricky (Clemson), DE.....	2010
- Sapp, Theron (Georgia), B.....	1959-63
- Savitsky, George (Pennsylvania), T.....	1948-49
- Saxon, James (San Jose State), FB.....	1995
- Scandrick, Orlando (Boise State), CB.....	2019



- Scarpati, Joe (North Carolina State), B.....	1964-69, '71	- Skladany, Tom (Ohio State), P.....	1983
- Schad, Mike (Queens (Canada)), G.....	1989-93	- Slater, Mark (Minnesota), C.....	1979-83
- Schaefer, Don (Notre Dame), B.....	1956	- Slay, Darius (Mississippi State), CB.....	2020-
- Schau, Ryan (Illinois), T/G.....	1999-2001	- Slay, Henry (West Virginia), DT.....	1998
- Schmitt, Owen (West Virginia), FB.....	2010-11	- Slechta, Jeremy (Nebraska), DT.....	2002
- Schmitt, Ted (Pittsburgh), C.....	1938-40	- Small, Jessie (Eastern Kentucky), LB.....	1989-91
- Schnellker, Bob (Bowling Green), E.....	1953	- Small, Torrance (Alcorn State), WR.....	1999-2000
- Schneller, Bill (Mississippi), B.....	1940	- Smalls, Fred † (West Virginia), LB.....	1987
- Schobel, Matt (TCU), TE.....	2006-08	- Smallwood, Wendell (West Virginia), RB.....	2016-18
- Schrader, Jim (Notre Dame), C.....	1962-64	- Smart, Rod (Western Kentucky), RB.....	2001
- Schreiber, Adam (Texas), G/C.....	1986-88	- Smeja, Rudy (Michigan), E.....	1946
- Schuehle, Jake (Rice), B.....	1939	- Smith, Alex (Stanford), TE.....	2009
- Schultz, Eberle (Oregon State), G.....	1940, '43	- Smith, Ben (Georgia), CB/S.....	1990-93
- Schulz, Jody (East Carolina), LB.....	1983-87	- Smith, Brad (Missouri), WR.....	2013-14
- Sciarra, John (UCLA), DB.....	1978-83	- Smith, Brandon (Penn State), LB.....	2023-
- Sciuillo, Steve (Marshall), G.....	2004	- Smith, Bryan (McNeese State), DE.....	2008
- Scott, Boston (Louisiana Tech), RB.....	2018-23	- Smith, Charles (Grambling), WR.....	1974-81
- Scott, Clyde (Arkansas), B.....	1949-52	- Smith, C.J. (North Dakota State), CB.....	2016
- Scott, Gari (Michigan State), WR.....	2000-01	- Smith, Darrin (Miami (FL)), LB.....	1997
- Scott, Ian (Florida), DT.....	2007	- Smith, Daryle (Tennessee), T.....	1990-92
- Scott, Jake (Idaho), G.....	2012	- Smith, DeVonta (Alabama), WR.....	2021-
- Scott, Josiah (Michigan State), CB.....	2021-22, 2023	- Smith, Ed (<i>no college</i>), TE.....	1999
- Scott, Tom (Virginia), E.....	1953-58	- Smith, J.D. (Rice), T.....	1959-63
- Scotti, Ben (Maryland), B.....	1962-63	- Smith, Jack (Stanford), C.....	1942
- Seals, Leon (Jackson State), DT.....	1992	- Smith, Jackie (Troy State), DB.....	1971
- Sears, Vic (Oregon State), T.....	1941-53	- Smith, John (Florida), T.....	1945
- Seay, Mark (Long Beach State), WR.....	1996-97	- Smith, L.J. (Rutgers), TE.....	2003-08
- Sebastian, Mike (Pittsburgh), B.....	1935	- Smith, Marcus (Louisville), LB/DE.....	2014-16
- Selby, Rob (Auburn), G.....	1991-94	- Smith, Milton (UCLA), E.....	1945
- Sendejo, Andrew (Rice), S.....	2019	- Smith, Nolan (Georgia), LB.....	2023-
- Sermon, Trey (Ohio State), RB.....	2022-23	- Smith, Otis (Missouri), CB.....	1991-94
- Seumalo, Isaac (Oregon State), G.....	2016-22	- Smith, Phil (San Diego State), WR.....	1986
- Seymour, Kevon (USC), CB.....	2020	- Smith, Ralph (Mississippi), E.....	1962-64
- Shann, Bob (Boston College), B.....	1965, '67	- Smith, Rashad (Florida Atlantic), LB.....	2020
- Sharkey, Ed (Duke), T.....	1954-55	- Smith, Ray (Missouri), C.....	1933
- Shaub, Harry (Cornell), G.....	1935	- Smith, Rich (Ohio State), C.....	1933
- Shaw, Rickie (North Carolina), T.....	1994	- Smith, Robert (Nebraska), B.....	1956
- Shaw, Ricky (Oklahoma State), LB.....	1989-90	- Smith, Ron (San Diego State), WR.....	1981-83
- Shepherd, JaCorey (Kansas), CB.....	2015	- Smith, Steve (USC), WR.....	2011
- Sheppard, Lito (Florida), CB.....	2002-08	- Smith, Steve (Michigan), T.....	1971-74
- Sherman, Al (Brooklyn College), B.....	1943-47	- Smith, Torrey (Maryland), WR.....	2017
- Sherman, Heath (Texas A&I), RB.....	1989-93	- Smith, Troy (East Carolina), WR.....	1999
- Shires, Marshall (Tennessee), T.....	1945	- Smith, Wade (Memphis), OL.....	2014
- Shonk, John (West Virginia), E.....	1941	- Smothers, Howard (Bethune-Cookman), G.....	1995
- Short, Jason (Eastern Michigan), LB.....	2004-06	- Smukler, Dave (Temple), B.....	1936-39
- Shuler, Mickey (Penn State), TE.....	1990-91	- Snead, Norm (Wake Forest), B.....	1964-70
- Siano, Mike † (Syracuse), WR.....	1987	- Snyder, Lum (Georgia Tech), T.....	1952-55, '58
- Sikahema, Vai (BYU), WR/PR.....	1992-93	- Sodaski, John (Villanova), LB.....	1972-73
- Sills, Josh (Oklahoma State), G.....	2022	- Sokolis, Stan (Pennsylvania), T.....	1933
- Simerson, John (Purdue), C.....	1957-58	- Solomon, Freddie (South Carolina State), WR.....	1995-98
- Simmons, Clyde (Western Carolina), DE.....	1986-93	- Solt, Ron (Maryland), G.....	1988-91
- Simon, Corey (Florida State), DT.....	2000-04	- Somers, George (LaSalle), T.....	1939-40
- Simoneau, Mark (Kansas State), LB.....	2003-05	- Sopoaga, Isaac (Hawaii), DT.....	2013
- Sims, David (Iowa State), S.....	2012	- Spach, Stephen (Fresno State), TE.....	2005
- Sims, Ernie (Florida State), LB.....	2010	- Spagnola, John (Yale), TE.....	1979-87
- Sinceno, Kaseem (Syracuse), TE.....	1998-99	- Spence, Akeem (Illinois), DT.....	2019
- Sinclair, Michael (Eastern New Mexico), DE.....	2002	- Spikes, Takeo (Auburn), LB.....	2007
- Singletary, Reggie (North Carolina State), DT/G.....	1986-90	- Spillers, Ray (Arkansas), T.....	1937
- Singleton, Alex (Montana State), LB.....	2019-21	- Sproles, Darren (Kansas State), RB.....	2014-19
- Sinnett, Reid (San Diego), QB.....	2021	- Square, Damion (Alabama), DE.....	2013
- Siposs, Arryn (Auburn), P.....	2021-23	- Stackpool, John (Washington), B.....	1942
- Sisemore, Jerry (Texas), T.....	1973-84	- Stacy, Siran (Alabama), RB.....	1992
- Sistrunk, Manny (Arkansas-Pine Bluff), DT.....	1976-79	- Stafford, Dick (Texas Tech), E.....	1962-63
- Skaggs, Jim (Washington), G.....	1963-72	- Staley, Duce (South Carolina), RB.....	1997-2003
- Skladany, Leo (Pittsburgh), E.....	1949	- Stallworth, Donté (Tennessee), WR.....	2006



- Stasica, Leo (Colorado), B.....	1941
- Steele, Ernie (Washington), B.....	1942-48
- Steen, Tyler (Alabama), G/T.....	2023-
- Steere, Dick (Drake), T.....	1951
- Steinbock, Laurence (St. Thomas), T.....	1933
- Steinke, Gil (Texas A&I), B.....	1945-48
- Stetz, Bill (Boston College), G.....	1967
- Stevens, Don (Illinois), B.....	1952, '54
- Stevens, JaCoby (LSU), LB.....	2021
- Stevens, Matt (Appalachian State), S.....	1997-98
- Stevens, Pete (Temple), C.....	1936
- Stevens, Richard (Baylor), T.....	1970-74
- Steward, Dean (Ursinus), B.....	1943
- Stewart, Tony (Penn State), TE.....	2001-02
- Stickel, Walt (Pennsylvania), T.....	1950-51
- Street, Kentavious (North Carolina State), DT.....	2023
- Stockton, Herschel (McMurry), G.....	1937-38
- Stoll, Jack (Nebraska), TE.....	2021-23
- Storm, Edward (Santa Clara), B.....	1934-35
- Strauthers, Tom (Jackson State), DE.....	1983-86
- Stribling, Bill (Mississippi), E.....	1955-57
- Strickland, Donald (Colorado), CB.....	2005
- Striegel, Bill (Pacific), G.....	1959
- Stringer, Bob (Tulsa), B.....	1952-53
- Stuart, Roy (Tulsa), T.....	1943
- Stubbs, Daniel (Miami (FL)), DE.....	1995
- Sturgeon, Cecil (North Dakota State), T.....	1941
- Sturgis, Caleb (Florida), K.....	2015-17
- Sturm, Jerry (Illinois), C.....	1972
- Sudfeld, Nate (Indiana), QB.....	2017-20
- Suffridge, Bob (Tennessee), G.....	1941-45
- Sugar, Leo (Purdue), E.....	1961
- Suh, Ndamukong (Nebraska), DT.....	2022
- Sullivan, Chandon (Georgia State), CB.....	2018
- Sullivan, Tom (Miami (FL)), RB.....	1972-77
- Sullivan, Tre (Shepherd), S.....	2018
- Supluski, Leonard (Dickinson), E.....	1942
- Sutton, Joe (Temple), B.....	1950-52
- Sutton, Mitch (Kansas), DT.....	1974-75
- Sweat, Josh (Florida State), DE.....	2018-
- Swift, D'Andre (Georgia), RB.....	2023
- Swift, Justin (Kansas State), TE.....	1999
- Sydner, Jeff (Hawaii), WR/PR.....	1992-94
- Szafaryn, Len (North Carolina), T.....	1957-58
- Szymanski, Frank (Notre Dame), C.....	1948

Player (College), Position**Years**

T Talcott, Dan (Nevada), T.....	1947
- Taliaferro, George (Indiana), B.....	1955
- Tamburello, Ben (Auburn), C/G.....	1987-90
- Tapeh, Thomas (Minnesota), FB.....	2004-07
- Tapp, Darryl (Virginia Tech), DE.....	2010-12
- Tarasovic, George (LSU), E.....	1963-65
- Tarver, John (Colorado), RB.....	1975
- Taseff, Carl (John Carroll), B.....	1961
- Tate, Golden (Notre Dame), WR.....	2018
- Tautalatasi, Junior (Washington State), RB.....	1986-88
- Tautolo, Terry (UCLA), LB.....	1976-79
- Taylor, Bobby (Notre Dame), CB.....	1995-2003
- Taylor, Davion (Colorado), LB.....	2020-22
- Teltschik, John (Texas), P.....	1986-90
- Tennant, Matt (Boston College), C.....	2012
- Te'o-Nesheim, Daniel (Washington), DE.....	2010
- Thacker, Al (Charleston), B.....	1942
- Thomas, Hollis (Northern Illinois), DT.....	1996-2005

- Thomas, Johnny (Baylor), CB.....	1996
- Thomas, Markus (Eastern Kentucky), RB.....	1993
- Thomas, William (Texas A&M), LB.....	1991-99
- Thomas, Tra (Florida State), T.....	1998-2008
- Thomason, Bobby (Virginia Military), QB.....	1952-57
- Thomason, Jeff (Oregon), TE.....	2000-02, '04
- Thomason, John "Stumpy" (Georgia Tech), B.....	1935-36
- Thompson, Broderick (Kansas), T.....	1993-94
- Thompson, Don (Richmond), E.....	1964
- Thompson, Russ (Nebraska), T.....	1940
- Thompson, Tommy (Tulsa), B.....	1941-42, '45-50
- Thoms, Art (Syracuse), DE.....	1977
- Thornburg, Jeremy (Northern Arizona), S.....	2005
- Thornton, Cedric (Southern Arkansas), DT/DE.....	2011-15
- Thornton, Dick (Missouri-Rolla), B.....	1933
- Thrash, James (Missouri Southern), WR.....	2001-03
- Thrower, Jim (Texas A&M-Commerce), DB.....	1970-72
- Thurbon, Robert (Pittsburgh), B.....	1943
- Thurmond, Walter (Oregon), CB.....	2015
- Timpson, Michael (Penn State), WR.....	1997
- Tinsley, Scott † (USC), QB.....	1987
- Tobin, Matt (Iowa), T.....	2013-16
- Togafau, Pago (Idaho State), LB.....	2007
- Togiai, Noah (Oregon State), TE.....	2021
- Tom, Mel (San Jose State), DE.....	1967-73
- Tomasetti, Lou (Bucknell), B.....	1940-41
- Toney, Anthony (Texas A&M), FB.....	1986-90
- Toohill, Casey (Stanford), DE.....	2020
- Torrey, Bob (Penn State), FB.....	1980
- Toth, Brett (Army), T.....	2020-
- Townsend, Greg (TCU), DE.....	1994
- Tracey, John (Texas A&M), E.....	1961
- Treggs, Bryce (California), WR.....	2016
- Tremble, Greg (Georgia), DB.....	1995
- Tripucka, Frank (Notre Dame), B.....	1949
- Trost, Milton (Marquette), T.....	1940
- Trotter, Jeremiah (Stephen F. Austin), LB.....	1998-2001, '04-06, '09
- Troup, Bill (South Carolina), QB.....	1975
- Tucker, Casey (Arizona State), T.....	2021
- Tucker, Matthew (TCU), RB.....	2013
- Tuipulotu, Marlon (USC), DT.....	2021-
- Tulloch, Stephen (North Carolina State), LB.....	2016
- Tupou, Fenuki (Oregon), T.....	2009
- Tupper, Jeff (Oklahoma), DE.....	1986
- Turnbow, Guy (Mississippi), T.....	1933-34
- Turner, Kevin (Alabama), FB.....	1995-99
- Turner, Paul (Louisiana Tech), WR.....	2016
- Turrel, Willie † (New Mexico), RB.....	1987
- Tuten, Rick (Florida state), P.....	1989
- Tyrrell, Joe (Temple), G.....	1952

Player (College), Position**Years**

U Ulmer, Michael † (Doane), DB.....	1987
- Unutoa, Morris (BYU), C.....	1996-98
- Upersa, Tuufuli (Montana), G.....	1971
- Urevig, Claude (North Dakota), B.....	1935

Player (College), Position**Years**

V Vaeao, Destiny (Washington State), DT.....	2016-18
- Vaitai, Halapoulivaati (TCU), T.....	2016-19
- Valentine, Zack (East Carolina), LB.....	1982-83
- Vallos, Steve (Wake Forest), C/G.....	2012
- Van Brocklin, Norm (Oregon), QB.....	1958-60
- Van Buren, Ebert (LSU), B.....	1951-53
- Van Buren, Steven (LSU), B.....	1944-51



- Vandervelde, Julian (Iowa), C/G..... 2011-15
- Van Dyke, Alex (Nevada), WR..... 1999-2000
- Van Dyke, Bruce (Missouri), G..... 1966
- **VanSumeren, Ben (Michigan State), LB..... 2023-**
- Vasys, Arunas (Notre Dame), LB..... 1966-68
- Vick, Michael (Virginia Tech), QB..... 2009-13
- Vick, Roger (Texas A&M), RB..... 1990
- Vincent, Kary (LSU), CB..... 2021
- Vincent, Troy (Wisconsin), CB..... 1996-2003
- von Oelhoffen, Kimo (Boise State), DT..... 2007

Player (College), Position

Years

- W** Wagner, Steve (Wisconsin), S/LB..... 1980-81
- Wainright, Frank (Northern Colorado), TE..... 1995
- Waliq, Billy (Villanova), WR..... 1970-72
- Walker, Adam (Pittsburgh), FB..... 1996
- Walker, Corey (Arkansas State), RB..... 1997-98
- Walker, Darwin (Tennessee), DT..... 2000-06
- Walker, Herschel (Georgia), RB..... 1992-94
- Walker, Joe (Oregon), LB..... 2016-17
- Wall, Jamar (Texas Tech), S..... 2010
- Wallace, Al (Maryland), DE/LB..... 1997-99
- Wallace, K'Von (Clemson), S..... 2020-22
- Wallace, Mike (Mississippi), WR..... 2018
- Walston, Bobby (Georgia), WR/K..... 1951-62
- Walters, Pete † (Western Kentucky), G..... 1987
- Walters, Stan (Syracuse), T..... 1975-83
- Walton, John (Elizabeth City State), QB..... 1976-79
- Wanogho, Prince Tega (Auburn), T..... 2020
- Ward, Greg (Houston), WR..... 2019-21
- Ward, Jim (Gettysburg), QB..... 1971-72
- Ware, Matt (UCLA), CB..... 2004-05
- Warmack, Chance (Alabama), G..... 2017-18
- Warren, Buist (Tennessee), B..... 1945
- Warren, Chris (Ferrum), RB..... 2000
- Waters, Andre (Cheyney), SS..... 1984-93
- Waters, Mike (San Diego State), FB..... 1986
- Watkins, Danny (Baylor), G..... 2011-12
- Watkins, Foster (West Texas A&M), B..... 1940-41
- Watkins, Jaylen (Florida), DB..... 2014-17
- Watkins, Larry (Alcorn A&M), B..... 1970-72
- Watkins, Quez (Southern Mississippi), WR..... 2020-23
- Watson, Edwin (Purdue), RB..... 1999
- Watson, Terrell (Azusa Pacific), RB..... 2016
- Watson, Tim (Howard), SS..... 1997
- Watters, Ricky (Notre Dame), RB..... 1995-97
- Wayne, Nate (Mississippi), LB..... 2003-04
- Wear, Robert (Penn State), C..... 1942
- Weatherall, Jim (Oklahoma), T..... 1955-57
- Weaver, Jed (Oregon), TE..... 1999
- Weaver, Leonard (Carson-Newman), FB..... 2009-10
- Weber, Chuck (West Chester), LB..... 1959-61
- Weedon, Don (Texas), G..... 1947
- Wegert, Ted (North Carolina), B..... 1955-56
- Weiner, Albert (Muhlenberg), B..... 1934
- Weinstock, Isadore (Pittsburgh), B..... 1935
- Welbourn, John (California), G/T..... 1999-2003
- Weldon, Casey (Florida State), QB..... 1992
- Wells, Billy (Michigan State), B..... 1958
- Wells, Harold (Purdue), LB..... 1965-68
- Wells, Reggie (Clarion), G..... 2010
- Wendlick, Joseph (Oregon State), FL..... 1940
- Wentz, Carson (North Dakota State), QB..... 2016-20
- Wenzel, Jeff † (Tulane), T..... 1987
- West, Ed (Auburn), TE..... 1995-96

- West, Hodges (Tennessee), T..... 1941
- West, Troy † (USC), SS..... 1987
- Westbrook, Brian (Villanova), RB..... 2002-09
- Whalen, Jim (Boston College), E..... 1971
- Wheaton, Markus (Oregon State), WR..... 2018
- Wheeler, Mark (Texas A&M), DT..... 1999
- Whire, John (Georgia), B..... 1933
- White, Allison (TCU), T..... 1939
- White, Kyzir (West Virginia), LB..... 2022
- White, Reggie (Tennessee), DE/DT..... 1985-92
- White, Tracy (Howard), LB..... 2008-09
- Whiting, Brandon (California), DT/DE..... 1998-2003
- Whitmore, David (Stephen F. Austin), S..... 1995
- Whittingham, Fred (Cal Poly-San Luis Obispo), LB..... 1966, '71
- Wiatrak, John (Washington), C..... 1939
- Wilburn, Barry (Mississippi), FS..... 1995-96
- Wilcox, John (Oregon), T..... 1960
- Wilkes, Reggie (Georgia Tech), LB..... 1978-85
- Wilkins, Jeff (Youngstown State), K..... 1994
- Will, Erwin (Dayton), DT..... 1965
- Willey, Norman (Marshall), E..... 1950-57
- Williams, Ben (Minnesota), DT..... 1999
- Williams, Bernard (Georgia), T..... 1994
- Williams, Bobbie (Arkansas), G..... 2000-03
- Williams, Boyd (Syracuse), C..... 1947
- Williams, Byron (Texas-Arlington), WR..... 1983
- Williams, Calvin (Purdue), WR..... 1990-96
- Williams, Cary (Washburn), CB..... 2013-14
- Williams, Charlie (Jackson State), CB..... 1978
- Williams, Clyde (Georgia Tech), T..... 1935
- Williams, Henry "Gizmo" (East Carolina), WR/KR..... 1989
- Williams, Jason (Western Illinois), LB..... 2012
- Williams, Jerry (Washington State), B..... 1953-54
- Williams, Joel (Wisconsin-LaCrosse), LB..... 1983-85
- Williams, Michael (Mississippi College), RB..... 1983-84
- **Williams, Milton (Louisiana Tech), DT..... 2021-**
- Williams, Raequan (Michigan State), DT..... 2020-21
- Williams, Roger (Grambling), DB..... 1973
- Williams, Ted (Boston College), B..... 1942
- Williams, Tex (Auburn), G..... 1942
- Williams, Trevor (Penn State), CB..... 2020
- Williams, Tyrone (Wyoming), DE..... 1999-2000
- Willis, James (Auburn), LB..... 1995-98
- Wilson, Bill (Gonzaga), E..... 1938
- Wilson, Brenard (Vanderbilt), S..... 1979-86
- Wilson, Caleb (UCLA), TE..... 2020
- Wilson, Eric (Cincinnati), LB..... 2021
- Wilson, Harry (Nebraska), B..... 1967-70
- Wilson, Jerry (Auburn), E..... 1959-60
- Wilson, Marvin (Florida State), DT..... 2021-22
- Wilson, Osborne (Pennsylvania), G..... 1933-35
- Winfield, Vern (Minnesota), G..... 1972-73
- Wink, Dean (Yankton), DT..... 1967-68
- Wirgowski, Dennis (Purdue), DE..... 1973
- Wisniewski, Stefen (Penn State), C/G..... 2016-18
- Wistert, Al (Michigan), T..... 1943-51
- Witherspoon, Derrick (Clemson), RB..... 1995-97
- Witherspoon, Will (Georgia), LB..... 2009
- Wittenborn, John (Southeast Missouri State), G..... 1960-62
- Wojciechowicz, Alex (Fordham), C..... 1946-50
- Wolfe, Red (Texas), B..... 1940
- Wolff, Earl (North Carolina State), S..... 2013-14
- Woltman, Clem (Purdue), T..... 1938-40
- Woodard, Marc (Mississippi State), LB..... 1994-96
- Woodshick, Tom (West Virginia), B..... 1963-71



- Woodruff, Lee (Mississippi), B1933
- Woodruff, Tony (Fresno State), WR 1982-84
- Woodson, Sean (Jackson State), S.....1998
- Worden, Neil (Notre Dame), B.....1954, '57
- Woulfe, Mike (Colorado), LB.....1962
- Wright, Gordon (Delaware State), G1967
- Wright, Sylvester (Kansas), LB 1995-96
- Wukits, Al (Duquesne), C1943
- Wyatt, Antwuan (Bethune-Cookman), WR.....1997
- Wydo, Frank (Cornell), T..... 1952-57
- Wyhonic, John (Alabama), G 1946-47
- Wynn, Dexter (Colorado State), CB2004-06
- Wynn, William (Tennessee State), DE..... 1973-76

Player (College), Position **Years**

Y

- Young, Adrian (USC), LB 1968-72
- Young, Charle (USC), TE..... 1973-76
- Young, Glen (Mississippi State), WR1983
- Young, Michael (UCLA), WR.....1993
- Young, Roynell (Alcorn State), CB.....1980-88
- Young, Scott (BYU), G2005-07
- Young, Vince (Texas), QB.....2011
- Youngelman, Sid (Alabama), T..... 1956-58
- Yovicsin, John (Gettysburg), E1944

Player (College), Position **Years**

Z

- Zabel, Steve (Oklahoma), E/LB 1970-74
- Zaccheaus, Olamide (Virginia), WR2022-23
- Zandofsky, Mike (Washington), G1997
- Zendejas, Luis (Arizona State), K..... 1988-89
- Ziegler, Frank (Georgia Tech), B..... 1949-53
- Zilly, John (Notre Dame), E.....1952
- Zimmerman, Don (Northeast Louisiana), WR.....1972-76
- Zimmerman, Roy (San Jose State), B1942-46
- Zizak, Vince (Villanova), T..... 1934-37
- Zomalt, Eric (California), SS..... 1994-96
- Zordich, Michael (Penn State), SS 1994-98



Player (College), Position	Years
A Acho, Emmanuel (Texas), LB	2013-14
- Adams, Jamar (Michigan), S	2010
- Adams, Josh (Notre Dame), RB	2018
- Allen, Devon (Oregon), WR	2022-23
- Allen, James (Oklahoma), RB	1997
- Amendola, Danny (Texas Tech), WR	2008-09
- Andrews, Josh (Oregon State), OL	2014, '17
- Arnold, Grayland (Baylor), DB	2020
- Arrington, Kyle (Hofstra), CB	2008
- Augafa, Patrick (Iowa State), G	1997
- Awosika, Kayode (Buffalo), G/T	2021-22

Player (College), Position	Years
B Bailey, David (Oklahoma State), DE	1989
- Bair, Brandon (Oregon), DE	2013
- Baker, Kawaan (South Alabama), WR	2022
- Barniro, Michael (Stony Brook), T	2013
- Barr, Robert (Rutgers), T	1999
- Barner, Kenjon (Oregon), RB	2014
- Bartley, Ephesians (Florida), LB	1992
- Bausby, De'Vante (Pittsburg State), CB	2017-18
- Beeler, Chase (Stanford), C	2012
- Bell, Joiue (Wayne State), RB	2010
- Bello, B.J. (Illinois State), LB	2018
- Berardelli, Paul (Villanova), G	1989
- Blair, Marquise (Utah), S	2022
- Booker, Thomas (Stanford), DT	2023
- Bonnet, Andrew (North Dakota State), FB	2016
- Bostic, James (Auburn), RB	1998
- Bostic, Jason (Georgia Tech), CB	1999
- Boyko, Brett (UNLV), T	2015
- Brackett, Brett (Penn State), TE	2011
- Brooks, Kennedy (Oklahoma), RB	2022
- Broughton, Luther (Furman), TE	1997
- Brown, Asantay (Western Michigan), LB	2018
- Brown, Ben (Tennessee State), QB	1990
- Brown, Billy (Shepherd), TE	2017-18
- Brown, Curt (North Carolina), DL	1993
- Brown, Jamon (Louisville), G	2020
- Bryant, Phil (Virginia Tech), RB	1994
- Bryant, Vaughn (Stanford), CB	1995
- Buckhalter, Chris (Southern Mississippi), FB	1996
- Bunche, Malcolm (UCLA), G	2015
- Burks, Dialleo (Eastern Kentucky), WR	1996
- Burley, Marcus (Delaware), CB	2013
- Burnett, Deontay (USC), WR	2019-20
- Burns, Lamont (East Carolina), G	1998
- Butler, Hakeem (Iowa State), TE	2020

Player (College), Position	Years
C Cadogan, Gerald (Penn State), T	2009
- Cain, Deon (Clemson), WR	2021-22
- Calicchio, Lonny (Mississippi), K	1997
- Cameron, Ronnie (Old Dominion), DT	2012
- Canonico, Eddie (Sacramento State), CB	2005
- Carrier, Derek (Beloit), TE	2012
- Carter, DeAndre (Sacramento State), WR	2018
- Cavin, Ben (Oklahoma), G	1996
- Chachere, Andre (San Jose State), S	2022
- Cherry, Don (Villanova), LB	2016-17
- Clark, Jeremy (Alabama), DT	2007
- Clark, Le'Raven (Texas Tech), T	2021-22, '23
- Clements, Chuck (Houston), QB	1998
- Cleveland, Tyrie (Florida), WR	2022

- Clifton, Gregory (Johnson Smith), WR	1994
- Collins, Dobson (Gardner-Webb), WR	2009
- Collins, Jed (Washington State), FB	2008
- Council, Keith (Hampton), DT	1998
- Countess, Blake (Auburn), CB	2020
- Covey, Britain (Utah), WR	2022-23
- Cracraft, River (Washington State), WR	2019
- Crafts, Jonas (UTEP), TE	2005
- Craig, Winston (Richmond), DT	2017-18
- Crawford, Tarren (Central State (OH)), T/G	1998
- Crider, Harry (Indiana), C	2021
- Croom, Jason (Tennessee), TE	2020
- Cunningham, B.J. (Michigan State), WR	2012-13

Player (College), Position	Years
D Daniels, Torrance (Harding), LB	2006
- Dausin, Chris (Texas A&M), C	1994
- Davis, Brandon (Arkansas), TE	2002
- Davis, Deshaun (Auburn), LB	2019
- Davis, Jason (Illinois), FB	2007
- Davis, Pernell (Alabama-Birmingham), DT	2001
- Davis, Rashard (James Madison), WR	2017-18
- Davis, Reggie (Georgia), WR	2018
- Davis, Robert (Georgia State), WR	2019
- Day, Tim (Oregon), TE	2006
- Denham, Anthony (Utah), TE	2016
- Dial, Alan (UCLA), S	1989
- Dicker, Cameron (Texas), K	2022
- Dickerson, Kori (USC), TE	2002-03
- Dingle, Nate (Cincinnati), B	1995
- Dowtin, Marcus (North Alabama), LB	2012
- Drake, Troy (Indiana), T	1995
- Draper, Shawn (Alabama), TE	2002
- Duckworth, Tim (Auburn), G	2008
- Dunbar, Franklin (Middle Tennessee State), G	2008

Player (College), Position	Years
E Ebert, Jeremy (Northwestern), WR	2012
- Edwards, Anthony (New Mexico Highlands), WR	1989
- Edwards, Steve (Central Florida), T	2002
- Egboh, Pannel (Stanford), DT	2010
- Ellington, Dante (Alabama), T	2003
- Ellis, Alex (Tennessee), TE	2019
- Ellis, Christian (Idaho), LB	2021-22
- Ellis, Noah (Idaho), DT	2023
- Ervin, Allen (Lambuth), RB	2009
- Esera, Tala (Hawaii), G	2008
- Eubanks, Nick (Michigan), TE	2021
- Evans, Joey (North Carolina), DE	2003
- Evans, Randall (Kansas State), CB	2015
- Evans, Rashaan (Alabama), LB	2023

Player (College), Position	Years
F Fabiano, Anthony (Harvard), C	2018
- Fanaika, Paul (Arizona State), G	2009
- Feeley, A.J. (Oregon), QB	2002
- Fogle, DeShawn (Kansas State), LB	1997
- Fontenot, Therrian (Fresno State), CB	2007
- Ford, Fredric (Mississippi Valley State), CB	1996
- Fountain, Maurice (Clemson), DE	2011
- Ford, Chase (Miami (FL)), TE	2012
- Fox, Dustin (Ohio State), CB	2006
- France, Todd (Toledo), K	2005
- Frank, John (Utah), DE	2001
- Franks, Jordan (Central Florida), TE	2020



- Fulgham, Travis (Old Dominion), WR..... 2020-21
- Furio, Dominic (UNLV), C..... 2005

Player (College), Position	Years
G Gabbard, Steven (Florida State), T.....	1989
- Gallery, Nick (Iowa), P.....	1998
- Gamble, Joel (Shippensburg), FB.....	2009
- Garlick, Tom (Fordham), WR.....	1994
- Garner, Mehki (LSU), CB.....	2023
- Gasperson, Michael (San Diego), WR.....	2005-07
- Gerhart, Tom (Ohio), S.....	1992
- Gerry, Nathan (Nebraska), LB.....	2017
- Gholston, Kendrick (Louisville), DE.....	2000
- Gibson, Mike (California), G.....	2009
- Gleichert, Andrew (Michigan State), TE.....	2015
- Goetz, Ron (Minnesota), LB.....	1991
- Good-Jones, Julian (Iowa State), G/C.....	2023
- Goodrich, Mario (Clemson), CB.....	2022
- Gordon, Dillon (LSU), T.....	2017
- Graf, Kevin (USC), T.....	2014
- Gray, Anthony (Western New Mexico), RB.....	2001
- Green, Marcus (Louisiana-Monroe), WR.....	2019-20
- Greene, Darrell (San Diego State), G.....	2016-17
- Grymes, Aaron (Idaho), CB.....	2016
- Guidry, Javelin (Utah), CB.....	2022

Player (College), Position	Years
H Hall, Andy (Delaware), QB.....	2004-05
- Hall, Branden (Troy State), G.....	2004
- Hall, Chad (Air Force), WR.....	2010-11
- Hall, Ray (Washington State), DE.....	1994
- Hamilton, Cobi (Arkansas), WR.....	2014
- Hamilton, Justin (Louisiana-Lafayette), DT.....	2017
- Hamiter, Uhuru (Delaware State), DE.....	2000
- Hamler, Jamel (Fresno State), WR.....	2011
- Hamlett, Connor (Oregon State), TE.....	2015
- Hamner, Thomas (Minnesota), RB.....	2000
- Hampton, William (Murray State), CB.....	2000
- Hankton, Karl (Trinity College), WR.....	1998
- Harmon, Eric (Clemson), G.....	1991
- Harris, Ajene (USC), CB.....	2019
- Harris, Anthony (Virginia), S.....	2022
- Harper, Rod (Murray State), WR.....	2010
- Harris, Erick (Liberty), CB.....	2006-07
- Harrison, Brandon (Michigan), S.....	2009
- Harrison, Brandon (Howard Payne), WR.....	1996
- Harrison, Tyreo (Notre Dame), LB.....	2002
- Hart, Clinton (Central Florida C.C.), S.....	2002
- Harvey, Jasper (San Diego State), C.....	2006
- Hasselbeck, Tim (Boston College), QB.....	2002
- Havili, Stanley (USC), FB.....	2011
- Hawkins, Josh (East Carolina), CB.....	2018
- Hebert, Griffin (Louisiana Tech), WR.....	2023
- Hector, Bruce (South Florida), DT.....	2018-19
- Hefney, Jonathan (Tennessee), CB.....	2008
- Henderson, De'Angelo (Coastal Carolina), RB.....	2019
- Henry, Maurice (Kansas State), LB.....	1990
- Hepburn, Brandon (Florida A&M), LB.....	2014-15
- Hess, Bill (West Chester), WR.....	1991-92
- Hester, Treyvon (Toledo), DT.....	2018, '20
- Hightower, John (Boise State), WR.....	2021
- Hill, Anthony (North Carolina State), TE.....	2011
- Hill, Lavert (Michigan), CB.....	2020
- Hill, P.J. (Wisconsin), RB.....	2009
- Holyfield, Elijah (Georgia), RB.....	2020

- Hoover, Tyler (Michigan State), OL..... 2014
- Houston, Brandon (Oklahoma), T..... 1992
- Houston, Jameson (Baylor), CB..... 2020
- Howard, Jordan (Indiana), RB..... 2020-21
- Huggins, Albert (Clemson), DT..... 2019
- Huntley, Jason (New Mexico State), RB..... 2021

Player (College), Position	Years
I Igwenagu, Emil (Massachusetts), FB.....	2012
- Ikegwuonu, Jack (Wisconsin), CB.....	2009
- Ingram, Cornelius (Florida), TE.....	2010
- Isdaner, Greg (West Virginia), G.....	2009

Player (College), Position	Years
J Jackson, Alonzo (Florida State), DE.....	2005
- Jackson, Jamaal (Delaware State), G/C.....	2003, '05
- Jackson, Tarron (Coastal Carolina), DE.....	2022-23
- Jackson, Xzavie (Missouri), DE.....	2007
- Jacobs, Omar (Bowling Green), QB.....	2006
- Jacquet, Michael (Louisiana-Lafayette), CB.....	2020-21
- James, Craig (Southern Illinois), CB.....	2019, '21
- James, Drisan (Boise State), WR.....	2008
- Jefferson, Jason (Wisconsin), DT.....	2005
- Jenkins, E.J. (Georgia Tech), TE.....	2023
- Jenkins, Justin (Mississippi State), WR.....	2004
- Jensen, Marcel (Fresno State), TE.....	2016
- Johnson, Chris (North Alabama), S.....	2019
- Johnson, D.J. (Jackson State), CB.....	2011
- Johnson, Dwight (Baylor), DE.....	2000
- Johnson, Fred (Florida), T.....	2022
- Johnson, Kaleb (Rutgers), G.....	2018
- Johnson, Keelan (Arizona State), S.....	2013
- Johnson, KeeSean (Fresno State), WR.....	2021
- Johnson, Keryon (Auburn), RB.....	2021
- Johnson, Kyrion (Kansas), LB.....	2023
- Johnson, Marcus (Texas), WR.....	2016
- Johnson, Maurice (Temple), TE.....	1990
- Johnson, Roderick (Florida State), T.....	2022
- Johnson, Ron (Shippensburg), DE.....	2003
- Johnson, Ronald (USC), WR.....	2011
- Jones, Julian (Missouri), S.....	2002
- Jones, Julio (Alabama), WR.....	2023
- Jones, Preston (Georgia), QB.....	1993
- Jones, Tyrone (Arkansas State), S.....	1989
- Jones-Quartey, Harold (Findlay), S.....	2017
- Jordan, Akeem (James Madison), LB.....	2007
- Joseph, Carlos (Miami (FL)), T.....	2005
- Joseph, Dieugot (Florida International), T.....	2019
- Juriga, Luke (Western Michigan), C.....	2020-21

Player (College), Position	Years
K Kalaniuvalu, Alai (Oregon State), G.....	1995
- Keene, Dalton (Virginia Tech), TE.....	2022
- Keliikipi, Wade (Oregon), DT.....	2014
- Kern, Brett (Toledo), P.....	2022
- Kershaw, William (Maryland), LB.....	2007
- Killings, D.J. (Central Florida), CB.....	2017
- Killins, Adrian (Central Florida), RB.....	2020
- Kinne, G.J. (Tulsa), QB.....	2013-14
- Knott, Jake (Iowa State), LB.....	2014
- Koback, Bryant (Toledo), RB.....	2023-
- Kovacs, Jordan (Michigan), S.....	2014
- Krause, Jonathan (Vanderbilt), WR.....	2015



Player (College), Position	Years
L Labinjo, Mike (Michigan State), LB.....	2004
- Langford, Reshard (Vanderbilt), S.....	2009
- Lauletta, Kyle (Richmond), QB.....	2019
- Lawrence, Reggie (North Carolina State), WR.....	1993
- Lawrie, Nate (Yale), TE.....	2004
- Lee, Darrell (Florida), DE.....	2005
- Lee, Mike (Fort Valley State), CB.....	2015
- LeJeune, Norman (LSU), S.....	2003
- Leman, Jeremy (Illinois), LB.....	2009
- Leo, Matt (Iowa State), DE.....	2020-22
- Limbrick, Garret (Oklahoma State), RB.....	1989
- Lloyd, Greg (Connecticut), LB.....	2011
- Long, Travis (Washington State), LB.....	2013

Player (College), Position	Years
M Mailei, Marcus (Weber State), FB.....	2009
- Mallett, Martell (Arkansas-Pine Bluff), RB.....	2010
- Malveaux, Cameron (Houston), DE.....	2021
- Mann, Braden (Texas A&M), P.....	2023
- Marquardt, Mike (Arizona State), DT.....	2008
- Marshall, Byron (Oregon), RB.....	2016-17
- Marshall, Keyonta (Grand Valley State), DT.....	2005
- Marshall, Lemar (Michigan State), S.....	1999
- Marshall, Whit (Georgia), LB.....	1996
- Martin, Tee (Tennessee), QB.....	2002
- Martino, Freddie (North Greenville), WR.....	2015
- Matthews, Eric (Indiana), WR.....	1997
- Mayden, Jared (Alabama), S.....	2021
- Mayfield, Curtis (Oklahoma State), WR.....	1992
- McBride, Shaheer (Delaware State), WR.....	2008
- McCain, Mac (North Carolina A&T), CB.....	2021-22
- McCalister, Alex (Florida), DE.....	2017
- McCaskill, Nevin (Hampton), G.....	2008
- McCollum, Tristin (Sam Houston State), S.....	2023
- McCoo, Eric (Penn State), RB.....	2003-04
- McCown, Josh (Sam Houston State), QB.....	2020
- McCoy, Ivory (Michigan State), DE.....	2002
- McCoy, Pat (West Texas A&M), T.....	2007
- McCrane, Matt (Kansas State), K.....	2021
- McCullough, Deland (Miami (OH)), RB.....	1997
- McGaughey, Thomas (Houston), S.....	1996
- McGill, T.Y. (North Carolina State), DT.....	2020
- McIntyre, Corey (West Virginia), FB.....	2002
- McKenzie, Mike (Baylor), TE.....	1993
- McKie, Jason (Temple), FB.....	2002
- McKinnon, Jeremiah (Florida International), CB.....	2018
- McNutt, Marvin (Iowa), WR.....	2012
- McTyler, Tim (BYU), CB.....	1997
- Michael, Marken (Massachusetts), WR.....	2019
- Middleton, Harvey (Georgia Tech), WR.....	1998
- Mihalik, Brian (Boston College), DE.....	2015
- Miller, Ben (Air Force), FB.....	2005
- Miller, Braxton (Ohio State), WR.....	2018
- Miller, Dorren (Carson-Newman), WR.....	2018
- Miller, Shareef (Penn State), DE.....	2020
- Mills, Garrett (Tulsa), TE.....	2010
- Mohr, Christian (<i>no college</i>), DE.....	2006
- Monangai, Kevin (Villanova), RB.....	2015
- Moronta, Horacio (Wagner), DT.....	1990
- Morris, Stephen (Miami (FL)), QB.....	2015
- Morrow, Nicholas (Greenville), LB.....	2023
- Mostert, Raheem (Purdue), RB.....	2015
- Mullen, Tiawan (Indiana), CB.....	2023
- Murphy, Will (Oregon), WR.....	2013-14

- Murray, Aaron (Georgia), QB.....	2016
- Murrell, Marques (Appalachian State), DE.....	2007
- Myers, Rob (Utah State), TE.....	2009

Player (College), Position	Years
N Neal, Stephen (California State-Bakersfield), T.....	2001
- Neary, Aaron (Eastern Washington), C.....	2016
- Nelson, Kyle (New Mexico State), LS.....	2012
- Ngata, Joseph (Clemson), WR.....	2023
- Nichols, Lew (Central Michigan), RB.....	2023
- Norwood, Jordan (Penn State), WR.....	2009

Player (College), Position	Years
O Olson, Dante (Montana), LB.....	2020
- Opetta, Sua (Weber State), G.....	2019-22
- Orndoff, Scott (Pittsburgh), TE.....	2019
- Oshinowo, Babatunde (Stanford), DT.....	2008
- Ostman, Joe (Central Michigan), DE.....	2018, '20
- Owens, Jeff (Georgia), DT.....	2010

Player (College), Position	Years
P Palmer, Jonathan (Auburn), T/G.....	2007
- Pantale, Chris (Boston College), TE.....	2015
- Parry, Josh (San Jose State), FB.....	2003-04
- Paschal, Marcus (Iowa), S.....	2007
- Patrick, Chris (Nebraska), T.....	2008
- Patterson, Melvin (Stephen F. Austin), WR.....	1991
- Perez, Carlos (Florida), WR.....	2004
- Perine, La'Mical (Florida), RB.....	2022
- Perkins, Joshua (Washington), TE.....	2019
- Perry, Bruce (Maryland), RB.....	2005-06
- Phillips, Tyre (Mississippi State), G/T.....	2023
- Pierschbacher, Ross (Alabama), C/G.....	2021, 2023
- Pili, Ifo (BYU), DT.....	2004
- Poppinga, Casey (Utah State), TE.....	2004
- Powell, Andre (Penn State), LB.....	1992
- Pratt, Quon (Rutgers), WR.....	2014-15
- Pruneda, Ramiro (Monterrey Tech), T.....	2007
- Pumphrey, Donnel (San Diego State), RB.....	2018

Player (College), Position	Years
R Raciti, Travis (San Jose State), DT.....	2015
- Rau, Ryan (Portland State), LB.....	2012
- Reader, Jamie (Akron), FB.....	1999
- Redd, Robert (Bowling Green), WR/CB.....	2005
- Reed, Michael (Washington), FB.....	1998-99
- Reid, Willie (Florida State), WR.....	2008
- Remington, Isaac (Oregon), OL.....	2013
- Render, Keegan (Iowa), C.....	2019
- Renna, Mike (Delaware), DT.....	1991
- Reynolds, Dallas (BYU), G.....	2009-11
- Reynolds, Ed (Stanford), S.....	2014-15
- Reynolds, Matt (BYU), T.....	2012
- Rice, Anthony (Laverne), CB.....	1997
- Richardson, Paul (UCLA), WR.....	1993
- Richardson, Terry (Syracuse), RB.....	1995
- Richmond, Greg (Oklahoma State), LB.....	2004, '06
- Riley, Elijah (Army), S.....	2020-21
- Roberson, Chris (Eastern Michigan), CB.....	2009
- Robinson, Damien (Iowa), S.....	1997
- Robinson, Roderick (Arkansas-Pine Bluff), QB.....	1999
- Robinson, Trenton (Michigan State), S.....	2013
- Robinson, Tyrese (Oklahoma), G.....	2022
- Roby, Bradley (Ohio State), CB.....	2023
- Rodgers, Richard (California), TE.....	2021



- Roper, Dedrick (Northwood), LB.....	2006
- Rogers, Kendrick (Alabama A&M), T.....	2001
- Rogers, Ron (Georgia Tech), LB.....	1998
- Romero, John (California), C/G.....	2000
- Ross, Oliver (Iowa State), T.....	1999
- Rotheram, Matt (Pittsburgh), G.....	2016
- Rountree, Glenn (Clemson), G.....	1999
- Rucker, Martin (Missouri), TE.....	2009
- Rudolph, Joe (Wisconsin), G.....	1995
- Rush, Anthony (UAB), DT.....	2022
- Russell, Brady (Colorado), TE.....	2023

<u>Player (College), Position</u>	<u>Years</u>
S Salako, Victor (Oklahoma State), T.....	2017
- Salas, Greg (Hawaii), WR.....	2013
- Sampy, Bill (Louisiana-Lafayette), WR.....	2006-07
- Scott, Boston (Louisiana Tech), RB.....	2019
- Scott, Josiah (Michigan State), CB.....	2023
- Scott, Sean (Millersville), WR.....	2001
- Seymour, Kevon (USC), CB.....	2020
- Shepherd, JaCorey (Kansas), CB.....	2016
- Shields, Paul (Arizona), FB.....	1999
- Shipley, A.Q. (Penn State), C.....	2010
- Shittu, Aziz (Stanford), DT.....	2016
- Short, Jason (Eastern Michigan), LB.....	2003
- Shorten, Oscar (Abilene Christian), LB.....	1994
- Shotwell, Kyle (Cal Poly), LB.....	2007
- Simon, Geroy (Maryland), WR.....	1997
- Sims, Cam (Alabama), WR.....	2023
- Sinceno, Kaseem (Syracuse), TE.....	1998
- Singleton, Alex (Montana State), LB.....	2019
- Sinnett, Reid (San Diego), QB.....	2022
- Siposs, Arryn (Auburn), P.....	2023
- Skene, Doug (Michigan), T.....	1993
- Skinner, Deontae (Mississippi State), LB.....	2015
- Slay, Henry (West Virginia), DT.....	1998
- Slechta, Jeremy (Nebraska), DT.....	2002
- Smart, Rod (Western Kentucky), RB.....	2001
- Smith, Brandon (Penn State), LB.....	2023
- Smith, C.J. (North Dakota State), CB.....	2016-17
- Smith, Lecitus (Virginia Tech), OL.....	2023
- Smith, Rashad (Florida Atlantic), LB.....	2020
- Smith, Tremon (Central Arkansas), CB.....	2019
- Smith, Troy (East Carolina), WR.....	1999
- Smoker, Jeff (Michigan State), QB.....	2005
- Smothers, Howard (Bethune-Cookman), G.....	1995
- Snellings, Paul (Georgia), T.....	2000
- Solomon, Freddie (South Carolina State), WR.....	1995
- Sterling, Ron (Maine), S.....	1989
- Stewart, Tony (Penn State), TE.....	2002
- Stevens, JaCoby (LSU), LB.....	2021
- Strohmeier, Dax (Rutgers), LB.....	2001
- Strojny, Drew (Duke), T.....	2004
- Studdard, Greg (Sam Houston State), T.....	1999
- Studebaker, Andy (Wheaton), LB.....	2008
- Stupar, Nate (Penn State), LB.....	2012
- Sudfeld, Nate (Indiana), QB.....	2017
- Sullivan, Chandon (Georgia State), CB.....	2018
- Sullivan, Tre (Shepherd), CB.....	2017
- Swayne, Kevin (Wayne State), WR.....	1999

<u>Player (College), Position</u>	<u>Years</u>
T Talley, John (West Virginia), TE.....	1989
- Tate, Auden (Florida State), WR.....	2022
- Taylor, Davion (Colorado), LB.....	2022

- Taylor, Zane (Utah), C.....	2011
- Te'o-Nesheim, Daniel (Washington), DE.....	2011
- Thomas, Duke (Texas), CB.....	2016
- Thorn, Andy (Northern Iowa), TE.....	2005
- Thornton, Cedric (Southern Arkansas), DT.....	2011
- Thurmon, Elijah (Howard), WR.....	2000
- Togia, Noah (Oregon State), TE.....	2021-22, 2023
- Tom, Cameron (Southern Mississippi), C.....	2022
- Toth, Brett (Army), T/G.....	2021-23
- Toth, Jon (Kentucky), C.....	2017-18
- Trafford, Rod (South Carolina), TE.....	2004
- Treggs, Bryce (California), WR.....	2017
- Trotter, Frank (Memphis), DT.....	2012
- Tucker, Casey (Arizona State), T.....	2020-21
- Tucker, Matthew (TCU), RB.....	2013-14
- Tuisasosopo, Zach (Washington), FB.....	2006
- Tupou, Fenuki (Oregon), G.....	2010
- Turner, Paul (Louisiana Tech), WR.....	2016
- Tye, Will (Stony Brook), TE.....	2018

<u>Player (College), Position</u>	<u>Years</u>
U Underwood, Colton (Illinois State), LB.....	2014

<u>Player (College), Position</u>	<u>Years</u>
V Vandervelde, Julian (Iowa), G.....	2012
- VanSumeren, Ben (Michigan State), LB.....	2023
- Vaughn, Chip (Wake Forest), S.....	2010
- Venzke, Patrick (Idaho), T.....	2002
- Vickers, Lee (North Alabama), TE.....	2006-07
- Vildor, Kindle (Georgia Southern), CB.....	2023

<u>Player (College), Position</u>	<u>Years</u>
W Walker, Joe (Oregon), LB.....	2018
- Wall, Jamar (Texas Tech), CB.....	2010
- Wanogho, Prince Tega (Auburn), T.....	2020
- Ward, Greg (Houston), WR.....	2017-19, '22-23
- Warren, Michael (Cincinnati), RB.....	2020
- Watford, David (Hampton), WR.....	2016
- Watson, Mike (West Virginia), T.....	2005
- Watson, Terrell (Azusa Pacific), RB.....	2016
- Watson, Tyrone (Tennessee State), WR.....	1990
- White, D.J. (Georgia State), CB.....	2019
- Whitley, Eddie (Virginia Tech), CB.....	2012
- Wilkins, Kevin (Rutgers), DT.....	2019
- Williams, Ben (Minnesota), DT.....	1999
- Williams, Jarrid (Miami (FL)), T.....	2022
- Williams, Jeremy (Tulane), WR.....	2010
- Williams, Raequan (Michigan State), DT.....	2020-21
- Williams, Trae (South Florida), CB.....	2008
- Williams, Trevor (Penn State), CB.....	2020
- Wilson, Caleb (UCLA), TE.....	2020
- Wilson, Kyle (Arkansas State), LB.....	2018
- Wilson, Marvin (Florida State), DT.....	2021-22
- Wimberly, Marcus (Miami (FL)), S.....	1998
- Woodson, Sean (Jackson State), S.....	1998
- Woodson, Stoney (South Carolina), CB.....	2009
- Wright, Sylvester (Kansas), LB.....	1995

<u>Player (College), Position</u>	<u>Years</u>
Y Young, Scott (BYU), G.....	2005

<u>Player (College), Position</u>	<u>Years</u>
Z Zahursky, Steve (Kent State), G.....	1998



0

D'Andre Swift..... 2023

1

Jalen Hurts..... 2021-
Cameron Johnston..... 2018-20
Cody Parkey..... 2014-15
Mat McBriar..... 2012
Gary Anderson..... 1995-96
Tony Franklin..... 1979-83
Nick Mike-Mayer..... 1977-78
Happy Feller..... 1971

2

Darius Slay..... 2021-
Jalen Hurts..... 2020
Matt Barkley..... 2013-14
David Akers..... 1999-2010
Steve DeLine..... 1989
Dean Dorsey..... 1988
Mike Horan..... 1984-85
Mike Michel..... 1978
Joe Pilconis..... 1934

3

Nolan Smith..... 2023-
Zach Pascal..... 2022
Steven Nelson..... 2021
Mark Sanchez..... 2014-15
Mike Kafka..... 2010-11
Nick Murphy..... 2005
Reggie Hodges..... 2005
Todd France..... 2005
Eddie Murray..... 1994
Mark Moseley..... 1970
Jack Concannon..... 1964-66
Roger Kirkman..... 1934-35

4

Jake Elliott..... 2017-
Stephen Morris..... 2015
Kevin Kolb..... 2007-10
Mike McMahon..... 2005
Tom Hutton..... 1995-98
Bryan Barker..... 1994
Max Runager..... 1989
Dale Dawson..... 1988
David Jacobs..... 1987
Max Runager..... 1979-83
Benjy Dial..... 1967

5

Donovan McNabb..... 1999-2009
Jeff Feagles..... 1990-93
Mark Royals..... 1987
Dean May..... 1984
Tom Skladany..... 1983
Roman Gabriel..... 1973-77
Davey O'Brien..... 1939
Joseph Kresky..... 1934-35

6

DeVonta Smith..... 2021-
Caleb Sturgis..... 2015-17
Alex Henery..... 2011-13

Sav Rocca..... 2007-10
Jose Cortez..... 2005
Lee Johnson..... 2002
Jason Baker..... 2002
Bubby Brister..... 1993-94
Matt Cavanaugh..... 1986-89
Dan Pastorini..... 1983
Spike Jones..... 1975-77
John Reaves..... 1972-1974
Gary Adams..... N/A
Jim MacMurdo..... 1934-37

7

Haason Reddick..... 2022-23
Reid Sinnett..... 2021
Nate Sudfeld..... 2017-20
Sam Bradford..... 2015
Michael Vick..... 2009-13
Jeff Garcia..... 2007
Sean Landeta..... 2005
Sean Landeta..... 1999-2002
Bobby Hoying..... 1996-98
Ken O'Brien..... 1993
Roger Ruzek..... 1989-92
Ron Jaworski..... 1977-86
John Reaves..... 1973-74
Jim Ward..... 1971
John Huarte..... 1968
Roy Zimmerman..... 1943-46
Dick Frahm..... 1935

8

Marcus Mariota..... 2023
Arryn Siposs..... 2021-22
Donnie Jones..... 2014-17
Chas Henry..... 2011-12
Dirk Johnson..... 2003-06
Preston Jones..... 1993
Brad Goebel..... 1991
Lius Zendejas..... 1988-89
Paul McFadden..... 1984-87
Al Coleman..... 1972-73
Davey O'Brien..... 1939-40
Chuck Hajek..... 1934

9

Nick Foles..... 2017-18
Thad Lewis..... 2015
Nick Foles..... 2012-14
Vince Young..... 2011
Jeff Garcia..... 2009
Andy Hall..... 2004
Norm Johnson..... 1999
Rodney Peete..... 1995-98
Jim McMahon..... 1990-92
Don McPherson..... 1988-89
Joe Pisarcik..... 1980-84
Billy Walik..... 1970-72
Jim Nettles..... 1965-68
Sonny Jurgensen..... 1957-63
James Zytell..... 1934

10

Braden Mann..... 2023-
Arryn Siposs..... 2023

Gardner Minshew..... 2021-22
DeSean Jackson..... 2019-20
Mack Hollins..... 2017-18
Chase Daniel..... 2016
Jonathan Krause..... 2015
DeSean Jackson..... 2008-13
Koy Detmer..... 1998-2006
Pat Ryan..... 1991
John Teltschik..... 1986-89
John Walton..... 1979
Ove Johansson..... 1977
Mike Boryla..... 1974-76
George Mira..... 1969
King Hill..... 1961-68
Al Dorow..... 1957
Adrian Burk..... 1951-56
Frank Tripucka..... 1949
Al Sherman..... 1943-47
Tommy Thompson..... 1941-42
Maurice Harper..... 1937-40
Don Jackson..... 1936
Isadore Weinstock..... 1935
George Kavel..... 1934
Swede Ellstrom..... 1934

11

A.J. Brown..... 2022-
Carson Wentz..... 2016-20
Josh Huff..... 2014
Trent Edwards..... 2012
Steve Smith..... 2011
Jeremy Bloom..... 2006
Jeff Blake..... 2004
Tim Hasselbeck..... 2002
Ron Powlus..... 2000
Mark Rypien..... 1996
Jay Fiedler..... 1994-95
Matt Bahr..... 1993
Casey Weldon..... 1992
Scott Tinsley..... 1987
Kyle Mackey..... 1986
Jeff Christensen..... 1984-85
John Walton..... 1978
John Walton..... 1976
Rick Arrington..... 1970-72
Norm Van Brocklin..... 1958-60
Bobby Thomason..... 1952-57
John Rauch..... 1951
Tommy Thompson..... 1945-50
Richard Erdlitz..... 1942
Lou Ghecas..... 1941
Francis Murray..... 1939-40
Bernie Lee..... 1938
Fritz Ferko..... 1937
Ed Manske..... 1936
Jack Knapper..... 1934
Lee Woodruff..... 1933

12

Randall Cunningham..... 1985-95
Bob Holly..... 1984
Bill Troup..... 1974
Tom McNeill..... 1973
Kent Lawrence..... 1969
Herschel Ramsey..... 1938-40



Art Buss.....	1936-37
Ed Matesic.....	1934-35
John Roberts.....	N/A

13

Olamide Zaccheaus.....	2023
Brett Kern.....	2022
Cameron Dicker.....	2022
Travis Fulgham.....	2020
Nelson Agholor.....	2017-19
Josh Huff.....	2015-16
Damaris Johnson.....	2012-13
Rick Engles.....	1978
Chuck Hughes.....	1967-69
Joe Hoague.....	1943
Len Barnum.....	1941-42
Dave Smukler.....	1936-39
George Kenneally.....	1933-35

14

Kenneth Gainwell.....	2021-
Robert Davis.....	2019
Mike Wallace.....	2018
Marcus Johnson.....	2017
Riley Cooper.....	2010-15
A.J. Feeley.....	2006-08
A.J. Feeley.....	2001-03
Doug Pederson.....	1999
Jeff Wilkins.....	1994
Rick Tuten.....	1989
Marty Horn.....	1987
Pete Liske.....	1971-72
Bob Gambold.....	1953
Woody Dow.....	1938-40
Rudy Gollomb.....	1936
Swede Hanson.....	1933-35

15

<i>Steve Van Buren.....</i>	<i>1944-51</i>
Ted Laux.....	1943-44
Lou Tomasetti.....	1941-42
Clem Woltman.....	1938-40
William Hughes.....	1937
John Konopka.....	1936
Osborne Wilson.....	N/A
Laf Russell.....	1933

16

Quez Watkins.....	2021-23
Deontay Burnett.....	2019-20
Mack Hollins.....	2019
DeAndre Carter.....	2018
Bryce Treggs.....	2016
Seyi Ajirotutu.....	2015
Brad Smith.....	2013-14
Chad Hall.....	2010-11
Justin Jenkins.....	2004-06
Gari Scott.....	2001
Jeff Kemp.....	1991
Rob Hertel.....	1980
Horst Muhlmann.....	1975-77
Vern Davis.....	1971
Norman Snead.....	1964-70
Elmer Kolberg.....	1939-40
John Kusko.....	1936-38

James Zyntell.....	1935
Harry O'Boyle.....	1933
Sylvester Davis.....	1933

17

Nakobe Dean.....	2022-
KeeSean Johnson.....	2021
Alshon Jeffery.....	2017-20
Nelson Agholor.....	2015-16
Arrelious Benn.....	2013
Lonny Calicchio.....	1997
Freddie Solomon.....	1995
Mitch Berger.....	1994
Harold Carmichael.....	1971-83
Taft Reed.....	1967
Ralph Guglielmi.....	1963
Jerry Reichow.....	1960
Fred Enke.....	1952
Ebert Van Buren.....	1951
James Russell.....	N/A
Joe Carter.....	1935-40

18

Britain Covey.....	2022-
Jalen Reagor.....	2020-21
Josh McCown.....	2019
Shelton Gibson.....	2017-18
Dorial Green-Beckham.....	2016
Jeremy Maclin.....	2009-14
Willie Reid.....	2008
Donté Stallworth.....	2006
Chris Boniol.....	1997-98
Dave Archer.....	1991
Roman Gabriel.....	1976-77
Ben Hawkins.....	1966-73
Ray Hamilton.....	1940
Rankin Britt.....	1939
Herbert Roton.....	1937
Joe Pilconis.....	1936-37
Albert Weiner.....	1934
Nick Prisco.....	1933
Porter Lainhart.....	1933

19

Tanner McKee.....	2023-
Ian Book.....	2022-
J.J. Arcega-Whiteside.....	2019-21
Golden Tate.....	2018
Paul Turner.....	2016
Miles Austin.....	2015
Greg Salas.....	2012
Mardy Gilyard.....	2012
Brandon Gibson.....	2009
Michael Gasperson.....	2007
Carl Ford.....	2005
Sean Morey.....	2001
Troy Smith.....	1999
Guido Merkens.....	1987
Tom Dempsey.....	1971-74
Dan Berry.....	N/A
Harold Pegg.....	1940
George Somers.....	1939-40
Tom Burnette.....	1938
Fritz Ferko.....	1938
Herman Bassman.....	1936

Jim Leonard.....	1934-37
Orrin Pape.....	1933
Roger Kirkman.....	1933

20

<i>Brian Dawkins.....</i>	<i>1996-2008</i>
Vaughn Hebron.....	1995
Andre Waters.....	1984-1993
Leroy Harris.....	1979-82
John Outlaw.....	1973-78
Leroy Keyes.....	1969-72
Frank Budd.....	1962
Jim Harris.....	1957
Bibbles Bawel.....	1955-56
Don Stevens.....	1954
Don Stevens.....	1952
Elmer Hackney.....	1940-41
Henry Reese.....	1937-39
Jim MacMurdo.....	1937
Pete Stevens.....	1936
Howard Bailey.....	1935
Clyde Williams.....	1935
John Lipski.....	1933-34
Alex Marcus.....	1933

21

Sydney Brown.....	2023-
Andre Chachere.....	2021-22
Jalen Mills.....	2020
Ronald Darby.....	2018-19
Patrick Robinson.....	2017
Leodis McKelvin.....	2016
Jerome Couplin.....	2014-15
Roc Carmichael.....	2013
David Sims.....	2012
Joselio Hanson.....	2008-11
William James.....	2006-07
Dustin Fox.....	2006
Matt Ware.....	2004-05
Bobby Taylor.....	1995-2003
Eric Allen.....	1988-94
Evan Cooper.....	1984-87
John Sciarra.....	1978-83
Al Clark.....	1976
Wes Chesson.....	1973-74
Jackie Allen.....	1972
Ray Jones.....	1970
Joe Scarpati.....	1964-69
Jim Carr.....	1959-63
Al Pollard.....	1951-53
William Boedeker.....	1950
Chuck Cherundolo.....	1940
Allison White.....	1939
Herschel Stockton.....	1937-38
John Kusko.....	1936
Paul Cuba.....	1934-35
Les Maynard.....	1933
James Zyntell.....	1933

22

Kelee Ringo.....	2023-
Marcus Epps.....	2020-22
Sidney Jones.....	2017-19
Nolan Carroll.....	2016
Brandon Boykin.....	2012-14



Asante Samuel.....	2008-2011
Joselio Hanson.....	2006-07
Eric McCoo.....	2004
Duce Staley.....	1997-2003
James Fuller.....	1996
James Saxon.....	1995
Marvin Goodwin.....	1994
Vai Sikahema.....	1992-93
Mark Higgs.....	1989
Jacque Robinson.....	1987
Robert Lavette.....	1987
Brenard Wilson.....	1979-87
Larry Marshall.....	1974-77
Cyril Pinder.....	1968-70
Tim Brown.....	1960-67
Lee Riley.....	1956-59
Ralph Goldston.....	1954-55
Ralph Goldston.....	1952
Don Jones.....	1940
Elmer Kolberg.....	1939
James Russell.....	N/A
Edward Storm.....	1934-35
Henry Obst.....	1933

23

Rashaad Penny.....	2023
C.J. Gardner-Johnson.....	2022
Rodney McLeod.....	2016-21
Nolan Carroll.....	2014-15
Patrick Chung.....	2013
Dominique Rodgers-Cromartie.....	2011-12
Dimitri Patterson.....	2009-10
Ryan Moats.....	2005-06
Troy Vincent.....	1996-2003
Derrick Frazier.....	1994-95
Heath Sherman.....	1989-93
Willie Turrel.....	1987
Cedrick Brown.....	1987
Bob Howard.....	1978-79
Clifford Brooks.....	1975-76
Roger Williams.....	N/A
Harry Jones.....	1967-70
Willie Brown.....	1966
Claude Crabb.....	1964-65
Mike McClellan.....	1962-63
Carl Taseff.....	1961
Ken Keller.....	1956-57
William Roffler.....	1954
Raymond George.....	1940
Zed Coston.....	1939
Bill Wilson.....	1938
Harry Shaub.....	1935
Phil Poth.....	1934
Vince Zizak.....	1934-37
Paul Cuba.....	1933

24

James Bradberry.....	2022-
Jordan Howard.....	2021
Darius Slay.....	2020
Jordan Howard.....	2019
Corey Graham.....	2017-18
Ryan Mathews.....	2015-16
Bradley Fletcher.....	2013-14
Nnamdi Asomugha.....	2011-12

Brandon Hughes.....	2010
Joiqee Bell.....	2010
Sheldon Brown.....	2003-09
Blaine Bishop.....	2002
Rod Smart.....	2001
Darnell Autry.....	2000
Tim McTyer.....	1997-98
Corey Barlow.....	1993
Alan Dial.....	1989
Alan Reid.....	1987
Reggie Brown.....	1987
Russell Gary.....	1986
Ray Ellis.....	1981-85
Zac Henderson.....	1980
Henry Monroe.....	1979
Artimus Parker.....	1974-76
Nate Ramsey.....	1963-72
Don Schaefer.....	1956
George Taliaferro.....	1955
Dom Moselle.....	1954
Bill Schneller.....	N/A
Rabbit Keen.....	1937-38
Joe Pilconis.....	N/A
Herman Bassman.....	1936
Jack Knapper.....	1934
Dick Lachman.....	1934-35
Joe Carpe.....	1933
Howard Auer.....	1933

25

LeSean McCoy.....	2010-14
Lorenzo Booker.....	2008
Dustin Fox.....	2007
Lamar Gordon.....	2005
Dorsey Levens.....	2004
Dorsey Levens.....	2002
Monty Montgomery.....	2001
Je'Rod Cherry.....	2000
Allen Rossum.....	1998-99
Willie Clark.....	1997
Deral Boykin.....	1996
Greg Tremble.....	1995
Charlie Garner.....	1994
Tom Gerhart.....	1992
Anthony Toney.....	1986-90
Dennis DeVaughn.....	1982-83
Zachary Dixon.....	1980
Bill Bryant.....	1978
Tom Sullivan.....	1972-77
Larry Conjar.....	1968
Bob Shann.....	1967
Bob Shann.....	1965
Bill Mack.....	1964
Tommy McDonald.....	1957-63
Pete Retzlaff.....	1956
Toy Ledbetter.....	1953-55
Hugh McCullough.....	1943
Russ Thompson.....	1940
Emmet Kriel.....	1939
Henry Reese.....	1935-36
Leonard Gudd.....	1934
Osborne Wilson.....	1933

26

Terrell Edmunds.....	2023
----------------------	------

Miles Sanders.....	2019-22
Jay Ajayi.....	2018
Jaylen Watkins.....	2016-17
Walter Thurmond.....	2015
Cary Williams.....	2014
Jaiquawn Jarrett.....	2011-12
Mike Bell.....	2010
Sean Jones.....	2009
Lito Sheppard.....	2002-08
Darnell Autry.....	1998
Jerome Henderson.....	1995
Al Jackson.....	1994
Ben Smith.....	1993
Ben Smith.....	1990-91
Michael Haddix.....	1983-88
John Sanders.....	1977-79
Art Malone.....	1975-76
Al Nelson.....	1965-73
Clarence Peaks.....	1957-63
Dave DiFilippo.....	1941
Lester McDonald.....	1940
Wimpy Giddens.....	1938
Winford Baze.....	1937
Forrest McPherson.....	1935-36
Dan Barnhart.....	1934
Jack Norby.....	1934
Joseph Kresky.....	1933

27

Zech McPhearson.....	2021-
Malcolm Jenkins.....	2014-19
Brandon Hughes.....	2011-13
Quintin Mikell.....	2005-10
Norman LeJeune.....	2003
Julian Jones.....	2002
James Bostic.....	1998-99
Eric Zomalt.....	1994-96
Siran Stacy.....	1992
Topper Clemons.....	1987
Richard Blackmore.....	1979-82
Ronald "Po" James.....	1972-74
Irv Cross.....	1969
Trenton Jackson.....	1966
Irv Cross.....	1961-65
Gene Johnson.....	1959-60
Billy Wells.....	1958
Hal Giancanelli.....	1953-56
Neil Ferris.....	1952
Clyde Scott.....	1949-52
Alvin Johnson.....	1948
Pete Kmetovic.....	1946
Ted Laux.....	1944
John Butler.....	1945
John Butler.....	1943
Bob Davis.....	1942
Sam Bartholomew.....	1941
Milton Trost.....	1940
George Rado.....	1937-38
Jack Dempsey.....	1937
Burle Robison.....	1935
Jack Dempsey.....	1934
Robert Gonya.....	1933-34
Milton Leathers.....	1933
George Demas.....	1933



28

Josh Jobe	2022-
Anthony Harris.....	2021
Jordan Howard.....	2020
Will Parks.....	2020
Jay Ajayi.....	2019
Wendell Smallwood.....	2016-18
Earl Wolff.....	2013-14
Dion Lewis.....	2011-12
Marlin Jackson.....	2010
Ramzee Robinson.....	2009
Correll Buckhalter.....	2006-08
Correll Buckhalter.....	2003
Correll Buckhalter.....	2001
Amp Lee.....	2000
Clarence Love.....	1998
Mel Gray.....	1997
Don Griffin.....	1996
Greg Harding.....	1987
Lou Rash.....	1984
Bill Bradley.....	1969-76
Jim Gray.....	1967
Paul Dudley.....	1963
Bob Jackson.....	1960
Ray Keeling.....	1938-39
Harry Klopenburg.....	1936
J. "Stumpy" Thomason.....	1935
Max Padlow.....	1935-36
Joe Pilconis.....	N/A
Algy Clark.....	N/A
Guy Turnbow.....	1934
Dick Thornton.....	1933

29

Avonte Maddox	2018-
LeGarrette Blount.....	2017
Terrence Brooks.....	2016
DeMarco Murray.....	2015
Nate Allen.....	2010-14
LeSean McCoy.....	2009
Tony Hunt.....	2007-08
Roderick Hood.....	2003-06
Darrel Crutchfield.....	2001
Corey Walker.....	1998
Adam Walker.....	1996
Mark McMillian.....	1992-95
Elbert Foules.....	1983-87
Jo Jo Heath.....	1981
Al Latimer.....	1979
Mark Burke.....	1976
Harold Jackson.....	1969-72
Israel Lang.....	1964-68
John Nocera.....	1959-62
William Hughes.....	1938-40
Charles Knox.....	1937
Joe Pivarnick.....	1936
Herman Bassman.....	N/A
J. "Stumpy" Thomason.....	1935
Stephen Banas.....	1935
Glenn Campbell.....	1935
Ray Smith.....	1933
Dick Fenci.....	1933

30

Justin Evans.....	2023
-------------------	------

JaCoby Stevens.....	2021
Corey Clement.....	2017-20
Ed Reynolds.....	2015
Colt Anderson.....	2010-13
Geoff Pope.....	2009
J.R. Reed.....	2007-08
J.R. Reed.....	2004
Brian Mitchell.....	2000-02
Charlie Garner.....	1995-98
Otis Smith.....	1991-94
Chris Johnson.....	1987
Don Calhoun.....	1982
Cleveland Franklin.....	1977-78
Mike Hogan.....	1980
Ron Lou.....	1975
Joe Lavender.....	1973-75
Jim Raye.....	1969
Alvin Haymond.....	1968
Theron Sapp.....	1959-63
Bosh Pritchard.....	1951
Bosh Pritchard.....	1946-49
Milton Smith.....	1945
Richard Erdlitz.....	1945
Bosh Pritchard.....	1942
John Binotto.....	1941
Mort Landsberg.....	1941
Don Looney.....	1940
Bob Masters.....	1937
Harry Benson.....	1935
Claude Urevig.....	N/A
Barnes Milon.....	1934
Chuck Brodnicki.....	1934
Art Koeninger.....	1933

31

Kevin Byard.....	2023
Mario Goodrich.....	2022-23
Nickell Robey-Coleman.....	2020
Jalen Mills.....	2016-19
Byron Maxwell.....	2015
Shaun Prater.....	2013
Curtis Marsh.....	2011-13
Ellis Hobbs.....	2009-10
Dexter Wynn.....	2004-06
Daryon Brutley.....	2003
Al Harris.....	1998-2002
Derrick Witherspoon.....	1995-97
Brian O'Neal.....	1994
Tyrone Jones.....	1989
Troy West.....	1987
Wilbert Montgomery.....	1977-84
Tom Bailey.....	1971-74
Ron Goodwin.....	1963
Ebert Van Buren.....	1952-53
Dan Sandifer.....	1950-51
Art Macioszczyk.....	1947
Jim Castiglia.....	1941
Art Macioszczyk.....	1945-46
Ted Williams.....	1942
Jim Castiglia.....	1941
Phil Ragazzo.....	1940
Jerry Ginney.....	1940
Bob Masters.....	1939
Emmett Mortell.....	1937-39
William Brian.....	1935-36

Irv Kupcinet.....	1935
Tom Graham.....	1935
Joe Carter.....	1933-34

32

Reed Blankenship	2022-
Jason Huntley.....	2020-21
Rasul Douglas.....	2017-19
Eric Rowe.....	2015
Chris Polk.....	2012-14
Owen Schmitt.....	2010-11
P.J. Hill.....	2009
Kyle Eckel.....	2008
Marcus Paschal.....	2007
Michael Lewis.....	2002-06
Jason Bostic.....	1999-2000
Ricky Watters.....	1995-97
James Joseph.....	1991-94
Walter Abercrombie.....	1988
Michael Ulmer.....	1987
Michael Williams.....	1983-84
Booker Russell.....	1981
Jim Culbreath.....	1980
Earl Carr.....	1979
Herb Lusk.....	1976-78
Charles Ford.....	1974
Jackie Smith.....	1971
Rick Duncan.....	1968
Roger Gill.....	1964-65
Joe Pagliei.....	1959
Neil Worden.....	1957
Neil Worden.....	1954
Jack Myers.....	1948-50
John Rogalla.....	1945
Toimi Jarvi.....	1944-45
Charles Gauer.....	1943-44
Irv Hall.....	1942
Red Wolfe.....	N/A
Glenn Frey.....	1936-37
Everitt Rowan.....	1933
Nip Felber.....	1933

33

Bradley Roby.....	2023
Josiah Scott.....	2021-22
Blake Countess.....	2020
Elijah Holyfield.....	2020
Josh Adams.....	2018
Dexter McDougle.....	2017
Ron Brooks.....	2016
Chris Prosinski.....	2014
Jordan Poyer.....	2013
Jerome Harrison.....	2010
Jack Ikegwuonu.....	2009
Donald Strickland.....	2005
Clinton Hart.....	2003
Terrence Carroll.....	2001
Thomas Hamner.....	2000
Eric Bieniemy.....	1999
Aaron Hayden.....	1998
Tim Watson.....	1997
Keivn Bouie.....	1996
William Frizzell.....	1992-93
William Frizzell.....	1986-90
Mike Waters.....	1986



Louie Giammona.....	1978-82
Ronald "Po" James	1975
Randy Jackson	1974
Steve Preece	1970-72
Ron Blye	1969
Ollie Matson	1965-66
Don Jonas.....	1962
Merrill Douglas.....	1962
Bill Barnes.....	1957-61
Willie Berzinski.....	1956
Roy Barni.....	1954-55
Russ Craft.....	1946-53
Steve Sader.....	1943
Jack Banta	1944-45
Jack Banta	1941
Taldon Manton.....	1940
Bob Masters	1942
Ray Spillers.....	1937
Guy Turnbow.....	1933

34

Josiah Scott	2023
Trey Sermon	2022
Kary Vincent.....	2021
Cre'Von LeBlanc.....	2018-20
Dexter McDougale.....	2018
Donnel Pumphrey.....	2017
Kenjon Barner	2016
Bryce Brown.....	2012-13
Ronnie Brown	2011
Eldra Buckley.....	2009-10
Reno Mahe.....	2003-06
Jamie Reader	2001
Kevin Turner.....	1995-99
Herschel Walker.....	1992-94
Terry Hoage.....	1986-90
Hubie Oliver	1983-85
Hubie Oliver	1981
James Betterson.....	1977-78
Dave Hampton.....	1976
Larry Watkins.....	1970-72
Earl Gros	1964-66
Jay Arnold.....	1937-41
Mike Sebastian.....	1935
Laurence Steinbock	1933
Ray Lechthaler	1933

35

Boston Scott.....	2018-23
Trae Elston.....	2017
Terrell Watson.....	2016
Denzel Rice.....	2015
Trevard Lindley.....	2010
Macho Harris.....	2009
Nick Graham	2007
Bruce Perry.....	2005-06
Chris Warren.....	2000
Edwin Watson.....	1999
Anthony Marshall.....	1998
DeAuntae Brown.....	1997
Kevin Bouie	1995
Mark Konecny	1988
Mike Kullman.....	1987
Perry Harrington.....	1980-83
Mike Hogan.....	1976-78

Adrian Young.....	1968-72
Ray Poage.....	1964-65
Ted Dean.....	1960-63
Pete Pihos.....	1947-55
Dick Bassi.....	1940
Drew Ellis.....	1938-39
Forrest McPherson.....	1937
Rich Smith.....	1933
Tex Leyendecker	1933

36

Tristin McCollum	2023-
Tay Gowan	2021
Rudy Ford.....	2019-20
Deiondre' Hall.....	2018
Jay Ajayi.....	2017
Dwayne Gratz	2016
JaCorey Shepherd.....	2015
Brian Westbrook.....	2002-09
Stanley Pritchett.....	2000
Michael Zordich.....	1994-98
Robert Drummond.....	1989-91
Bobby Morse.....	1987
Herman Hunter.....	1985
Norm Bulaich.....	1973-74
Tom McNeill	1971-72
Dick Bielski.....	1955-58
John Brewer.....	1952-53
Jerry Cowhig.....	1951
Joe Muha.....	1946-50
Terry Fox.....	1945
Joe Hoague	1943
Dean Steward.....	1943
John Stackpool.....	1942
Terry Fox.....	1941
Joe Bukant.....	1938-39
Hebert Roton.....	N/A
Carl Kane.....	1936
Ed Manske.....	1935

37

Mac McCain.....	2021
Garyland Arnold.....	2020
Marcus Epps	2019
Ryan Lewis	2019
Johnathan Cyprien.....	2019
Tre Sullivan.....	2018
C.J. Smith.....	2016
Jaylen Watkins.....	2014-15
Jamar Wall.....	2010
Sean Considine	2005-08
Sean Woodson	1998
Sammy Lilly	1989-90
Junior Tautalatasi.....	1986-88
Billy Campfield.....	1978-82
Tommy Campbell.....	1976
Merritt Kersey.....	1974-75
Tom Woodeshick.....	1963-71
Ernie Steele	1942-48
Fred Gloden	1941
John Cole.....	1940
Bree Cuppoletti	1939
John Cole.....	1938
Winford Baze.....	N/A
Robert Rowe.....	1935

38	
Michael Jacquet.....	2020
Orlando Scandrick	2019
Kenjon Barner	2017
Aaron Grymes.....	2016
E.J. Biggers.....	2015
Keelan Johnson.....	2013
Jorrick Calvin.....	2010
Cecil Martin.....	1999-2002
Charles Dimry.....	1997
Dexter McNabb.....	1995
Rich Miano	1992-95
Russell Gary	1987
Jairo Penaranda.....	1985
Mickey Fitzgerald.....	1981
Steve Atkins	1981
Larry Barnes.....	1979
Bill Olds	1976
George Amundson.....	1975
Tony Baker.....	1971
Sam Baker.....	1964-69
Rob Goode	1955
John Huzvar.....	1952
Jake Schuehle	1939
Bill Fiedler.....	1938

39

Eli Ricks.....	2023-
Elijah Riley.....	2021
Craig James.....	2019-20
Chandon Sullivan.....	2018
Byron Marshall.....	2016
Matthew Tucker.....	2013
Stanley Havili	2012
Quintin Demps.....	2008-09
Sheldon Brown	2002
Michael Reed	1998
Corey Walker	1998
Tony Brooks.....	1992
Victor Bellamy.....	1987
Major Everett	1983-85
Bob Torrey.....	1980
Bill Olds	1976
Kermit Alexander.....	1972-73
Pete Emelianchik	1967
Bill Mackrides.....	1947-51
Foster Watkins.....	1941
Bob Pylman	1938-39
Harry Benson.....	N/A

40

<i>Tom Brookshier.....</i>	<i>1956-61</i>
Don Johnson.....	1953-55
Frank Reagan	1949-51
Leslie Palmer	1948
Elliott Ormsbee.....	1946
Sonny Karnofsky.....	1945
Wesley McAfee.....	1941
Charles Newton.....	1939-40

41

Nicholas Morrow.....	2023
Anthony Harris.....	2022
Jared Mayden	2021



Kevon Seymour.....	2020
Trevor Williams.....	2020
De'Vante Bausby.....	2018
Ronald Darby.....	2017
Randall Evans.....	2015
Emil Igwenagu.....	2012
Jarrad Page.....	2011
Antoine Harris.....	2010
Tanard Davis.....	2007
Stephen Spach.....	2005
Thomas Tapeh.....	2004
William Hampton.....	2001
Johnny Thomas.....	1996
Fred McCrary.....	1995
Keith Byars.....	1987-92
Alvin Ross.....	1987
Earnest Jackson.....	1985
Randy Logan.....	1973-83
Richard Harvey.....	1970
Harry Wilson.....	1969-70
Harry Wilson.....	1967
Howard Cassady.....	1962
Bob Freeman.....	1960-61
Jerry Norton.....	1954-58
Frank Ziegler.....	1949-53
Gil Steinke.....	1945-48
Buist Warren.....	1945
Foster Watkins.....	1940
Ted Schmitt.....	1938-40

42

K'Von Wallace.....	2020-22
Andrew Sendejo.....	2019
Chris Maragos.....	2014-17
Kurt Coleman.....	2010-13
Jason Davis.....	2006
Jack Brewer.....	2005
Rashard Cook.....	1999-2002
Dialleo Burks.....	1996
David Whitmore.....	1995
Mike Reid.....	1993-94
John Booty.....	1991-92
Eric Everett.....	1988-89
Angelo James.....	1987
Keith Byars.....	1986
Calvin Murray.....	1981-82
Steve Wagner.....	1980
Dennis Morgan.....	1975
Aaron Martin.....	1966-67
Bob Harrison.....	1962-63
Bob Hudson.....	1957-58
Bob Hudson.....	1954-55
Raymond George.....	1940
Ray Hamilton.....	1940
Swede Hanson.....	1936-37
George Mulligan.....	1936
Bud Jorgenson.....	1935

43

Mekhi Garner.....	2023-
Kyzir White.....	2022
Darren Sproles.....	2014-19
Leonard Weaver.....	2009-10
Damon Moore.....	1999-2001
Randy Kinder.....	1997

Erik McMillan.....	1993
Roger Vick.....	1990
Roynell Young.....	1980-88
James McAlister.....	1975-76
Sonny Davis.....	1971
Ralph Heck.....	1963-65
Walt Kowalczyk.....	1958-59
Robert Smith.....	1956
Jim Parmer.....	1948-56
Jack Hinkle.....	1943-47
ames Lankas.....	1942
William Jefferson.....	1942
Jack Hinkle.....	1941

44

<i>Pete Retzlaff.....</i>	<i>1957-66</i>
Harry Dowda.....	1954-55
Bob Stringer.....	1952-53
Norman Willey.....	1950-51
Ben Kish.....	1943-49
William Pollock.....	1943
Albert Johnson.....	1942
Franklin Emmons.....	1940

45

Rick Lovato.....	2016-
Jamar Adams.....	2010
Joselio Hanson.....	2006
Jeremy Thornburg.....	2005
Tim Hauck.....	1999-2001
Matt Stevens.....	1998
Barry Wilburn.....	1995-96
Vaughn Hebron.....	1993-94
Thomas Sanders.....	1990-91
Jeff Griffin.....	1987
Charles Crawford.....	1986-87
Von Mansfield.....	1982
Marion Reeves.....	1974
Pat Gibbs.....	1972
Ron Medved.....	1966-70
Don Burroughs.....	1960-64
Paige Cothren.....	1959
Rocky Ryan.....	1956-58
Tom Brookshier.....	1953
Joe Sutton.....	1950-52
Noble Doss.....	1947-48
Dick Riffle.....	1938-40
Art Buss.....	1936
Leo Raskowski.....	1935
Thomas Bushby.....	1935

46

Jameson Houston.....	2020
Adrian Killins.....	2020
Jon Dorenbos.....	2007-16
Quintin Mikell.....	2003-06
Fredric Ford.....	1997
Markus Thomas.....	1993
Izel Jenkins.....	1988-92
Chris Gerhard.....	1987
Herman Edwards.....	1977-85
Lee Bougess.....	1973
Lee Bougess.....	1970-71
Glen Amerson.....	1961
Brad Myers.....	1958

Ted Wegert.....	1955-56
Don Miller.....	1954

47

Brandon Smith.....	2023-
Nathan Gerry.....	2017-20
Trey Burton.....	2014-16
Gerard Lawson.....	2010
Charles Emanuel.....	1997
Greg Jackson.....	1994-95
Andre Hardy.....	1984
Charlie Williams.....	1978
Larry Crowe.....	1972
Ron Bull.....	1971
Ed Hayes.....	1970
John Mallory.....	1968
Nick Basca.....	1941

48

Patrick Johnson.....	2021-
Elijah Riley.....	2020
Josh Hawkins.....	2018
Jon Ritchie.....	2003-04
Andre President.....	1997
Steve Hendrickson.....	1995
Wes Hopkins.....	1983-93
Martin Mitchell.....	1977
Greg Oliver.....	1973-74
Jay Johnson.....	1969-70
Ben Scotti.....	1963
Eberle Schultz.....	1940

49

Alex Singleton.....	2019-21
Boston Scott.....	2018
Tom Nelson.....	2011
Jamar Chaney.....	2010
Dan Klecko.....	2008
Josh Parry.....	2004-05
Andrew Jordan.....	1998
Luther Broughton.....	1997
Todd Bell.....	1989
Tom Caterbone.....	1987
Eric Johnson.....	1977-78
John Tarver.....	1975
Jim Thrower.....	1970-72
Wayne Colman.....	1968-69
Glenn Glass.....	1964-65
Jerry Williams.....	1953-54
Pat McHugh.....	1947-51
Mel Bleeker.....	1944-46
Robert Thurbon.....	1943
Dan DeSantis.....	1941

50

Casey Tucker.....	2021
Eric Wilson.....	2021
Duke Riley.....	2019-20
LaRoy Reynolds.....	2018
Bryan Braman.....	2017
Stephen Tulloch.....	2016
Kiko Alonso.....	2015
Casey Matthews.....	2011-14
Ernie Sims.....	2010
Will Witherspoon.....	2009



Tank Daniels.....	2006
Justin Ena.....	2005
Zeke Moreno.....	2005
Mark Simoneau.....	2004
Alonzo Ephraim.....	2003
James Willis.....	1995-98
Dave Rimington.....	1988-89
Garry Cobb.....	1985-87
Guy Morriss.....	1974-83
Ron Porter.....	1969-72
Dave Recher.....	1966-68
Darrel Aschbacher.....	1959
Bob Kelley.....	1955-56
Baptiste Manzini.....	1944-45
Al Wukits.....	1943
Ken Hayden.....	1942
Robert Bjorklund.....	1941
Don Jackson.....	1936
Alabama Pitts.....	1935

51

Cam Jurgens.....	2022-
Shareef Miller.....	2019
Steven Means.....	2016-17
Emmanuel Acho.....	2013-14
Jamar Chaney.....	2011-12
Antwan Barnes.....	2010
Joe Mays.....	2008-09
Matt McCoy.....	2005-06
Nate Wayne.....	2004
Carlos Emmons.....	2000-03
William Thomas.....	1991-99
Ricky Shaw.....	1989-90
Chuck Gorecki.....	1987
Reggie Wilkes.....	1978-85
Ron Lou.....	1975
Dick Cunningham.....	1973
Dwight Kelley.....	1966-71
Dave Recher.....	1965
Jim Schrader.....	1962-64
Chuck Weber.....	1959-61
Frank Szymanski.....	1948
Boyd Williams.....	1947
Ray Graves.....	1946
Enio Conti.....	1944-45
Robert Wear.....	1942
Al Milling.....	1942
Lyle Graham.....	1941

52

Zach Cunningham.....	2023
Davion Taylor.....	2020-22
Zach Brown.....	2019
Najee Goode.....	2016-17
Brad Jones.....	2015
Jason Phillips.....	2013
Brian Rolle.....	2012
Daniel Te'o-Nesheim.....	2010
Tracy White.....	2009
Pago Togafau.....	2007
Jason Short.....	2004-06
Barry Gardner.....	1999-2002
Jon Haskins.....	1998
DeShawn Fogle.....	1997
Sylvester Wright.....	1995-96

Vaughan Johnson.....	1994
Louis Cooper.....	1993
Jessie Small.....	1989-91
Todd Bell.....	1988
Matt Battaglia.....	1987
Rich Kraynak.....	1983-86
Ray Phillips.....	1978-81
Kevin Reilly.....	1973-74
Dave Lloyd.....	1963-70
Roy Lee Caffey.....	1963
Wayne Robinson.....	1952-56
Vic Lindskog.....	1944-51
Ray Graves.....	1942-43

53

Shaquille Leonard.....	2023
Christian Elliss.....	2021-23
Rashad Smith.....	2020
Nigel Bradham.....	2016-19
Najee Goode.....	2013-15
Ryan Rau.....	2012
Moise Fokou.....	2009-11
Mark Simoneau.....	2005
Hugh Douglas.....	2004
Mark Simoneau.....	2003
Hugh Douglas.....	1998-2002
N.D. Kalu.....	1997
Bill Romanowski.....	1994-95
John Roper.....	1993
Ivan Caesar.....	1991
Maurice Henry.....	1990
Fred Smalls.....	1987
Dwayne Jiles.....	1985-89
Jody Schulz.....	1983-84
Dennis Franks.....	1976-78
Dick Absher.....	1972
Fred Whittingham.....	1971
Harold Wells.....	1965-68
Bob Butler.....	1962
John Simerson.....	1957
Bob Pellegrini.....	1958-61
Bob Pellegrini.....	1956
Ken Farragut.....	1951-54
Alex Wojciechowicz.....	1946-50
Walt Masters.....	1936

54

Shaun Bradley.....	2020-23
Kamu Grugier-Hill.....	2016-19
Jake Knott.....	2013
Brandon Graham.....	2010-12
Tracy White.....	2008-09
Jeremiah Trotter.....	2004-06
Nate Wayne.....	2003
Tyreo Harrison.....	2002
Jeremiah Trotter.....	1998-2001
Jeff Herrod.....	1997
DeShawn Fogle.....	1997
Terry Crews.....	1996
Kurt Gouveia.....	1995
Britt Hager.....	1989-94
Kelly Kirchbaum.....	1987
Alonzo Johnson.....	1986-87
Jon Kimmel.....	1985
Zack Valentine.....	1982

Drew Mahalic.....	1976-78
Jim Opperman.....	1975
Tom Roussel.....	1973
Chuck Allen.....	1972
Calvin Hunt.....	1970
Gene Ceppetelli.....	1968-69
Jim Ringo.....	1964-67
Bill Lapham.....	1960
Gerry Huth.....	1959

55

Brandon Graham.....	2013-
Darryl Tapp.....	2011-12
Stewart Bradley.....	2010
Stewart Bradley.....	2007-08
Dhani Jones.....	2004-06
Tyreo Harrison.....	2003
Quinton Caver.....	2001-02
Ray Farmer.....	1996-98
Nate Dingle.....	1995
Ken Rose.....	1990-94
Mike Reichenbach.....	1984-89
Frank LeMaster.....	1974-82
Jerry Sturm.....	1972
Fred Brown.....	1967-68
Maxie Baughan.....	1960-65
Basilio Marchi.....	1942
Frank Bausch.....	1941

56

Tyler Steen.....	2023-
Isaac Seumalo.....	2021-22
Casey Toohill.....	2020
Chris Long.....	2017-18
Bryan Braman.....	2014-16
Phillip Hunt.....	2013
Akeem Jordan.....	2007-2012
Shawn Barber.....	2006
Greg Richmond.....	2005
Derrick Burgess.....	2004
Shawn Barber.....	2002
Mike Caldwell.....	1998-2001
Darrin Smith.....	1997
Joe Kelly.....	1996
Byron Evans.....	1987-94
David Brown.....	1987
Jerry Robinson.....	1979-84
Dean Halverson.....	1973-75
Bill Overmyer.....	1972
Bill Hobbs.....	1969-71
Fred Whittingham.....	1966
Bill Hewitt.....	1937-39

57

Ben VanSumeren.....	2023-
T.J. Edwards.....	2019-22
D.J. Alexander.....	2018
Dannell Ellerbe.....	2017
Travis Long.....	2013-15
Jason Williams.....	2012
Adrian Moten.....	2012
Keenan Clayton.....	2010-11
Chris Gocong.....	2007-09
Keith Adams.....	2002-05
James Darling.....	1997-2000



Marc Woodard.....	1994-96
Scott Kowalkowski.....	1991-92
Tom Polley.....	1985
Bill Cowher.....	1983-84
Mike Curcio.....	1981-82
Mike Osborn.....	1978
James Reed.....	1977
Ernie Calloway.....	1967

58

Kyron Johnson.....	2022
Genard Avery.....	2019-21
L.J. Fort.....	2019
Jordan Hicks.....	2015-18
Trent Cole.....	2005-14
Ike Reese.....	1998-2004
Whit Marshall.....	1996
Derrick Oden.....	1993-95
Ty Allert.....	1987-89
Byron Lee.....	1986-87
Anthony Griggs.....	1982-85
Terry Tautolo.....	1976-79
Rocky Colavito.....	1957
Bob Creech.....	1971-72
Mel Tom.....	1967-69
Dave Cahill.....	1966

59

Janarius Robinson.....	2022
Cameron Malveaux.....	2021
Joe Bachie.....	2020
B.J. Bello.....	2018
Joe Walker.....	2017
DeMeco Ryans.....	2012-15
Brian Rolle.....	2011
Nick Cole.....	2006-10
Dedrick Roper.....	2005
Mike Labinjo.....	2004-05
Derrick Burgess.....	2001-03
Mike Mamula.....	1995-2000
Carlos Bradley.....	1987
Seth Joyner.....	1986-93
Joel Williams.....	1983-85
Al Chesley.....	1979-82
Tom Ehlers.....	1975-77
Mike Evans.....	1968-73
Joseph Wendlick.....	1940-41

60

<i>Chuck Bednarik.....</i>	<i>1949-62</i>
Don Weedon.....	1947
Ed Michaels.....	1943-46
Al Thacker.....	1942
Bob Suffridge.....	1941

61

Josh Sills.....	2022
Raequan Williams.....	2020-21
Stefen Wisniewski.....	2016-18
Julian Vandervelde.....	2013-15
Mike Gibson.....	2008
Adrien Clarke.....	2005
Giradie Mercer.....	2000
Steve Everitt.....	1997-99
Theo Adams.....	1995
Eric Floyd.....	1992-93

Ben Tamburello.....	1987-90
Matt Long.....	1987
Mark Slater.....	1979-83
Bill Dunstan.....	1973-76
Tony Guillory.....	1969
Arunas Vasys.....	1966-68
Howard Keys.....	1960-63
Tom Louderback.....	1958-59
John Michels.....	1953
Duke Maronic.....	1944-50
Gordon Paschka.....	1943
Joseph Frank.....	1941
Tony Cemore.....	1941

62

Jason Kelce.....	2011-23
Max Jean-Gilles.....	2007-10
Alonzo Jackson.....	2005
Ron Johnson.....	2003
Scott Peters.....	2002
Dwight Johnson.....	2000
Ian Beckles.....	1997-98
Guy McIntyre.....	1995-96
Brian Baldinger.....	1992-93
Dennis McKnight.....	1991
Nick Haden.....	1986
Pete Perot.....	1979-84
Johnny Jackson.....	1977
Bill Lueck.....	1975
Guy Morriss.....	1973
Mike Dirks.....	1968-71
Jerry Mazzanti.....	1963
John Wittenborn.....	1960-62
Knox Ramsey.....	1952
Bill Horrell.....	1952
Dan Talcott.....	1947
Augie Lio.....	1946
Mike Mandarino.....	1944-45
Andrew Brunski.....	1943
Woody Gerber.....	1941-42

63

Jack Driscoll.....	2020-23
David Molk.....	2014-15
Danny Watkins.....	2011-12
Jeremy Clark.....	2010
Bryan Smith.....	2008
Hank Fraley.....	2001-05
David Diaz-Infante.....	1999
Raleigh McKenzie.....	1995-96
Joe Panos.....	1994
Daryle Smith.....	1990-92
Ron Baker.....	1980-88
Tom Luken.....	1972-78
Lynn Hoyem.....	1964-67
Mike Woulfe.....	1962
Tom Catlin.....	1959
Ken Huxhold.....	1954-58
Norman Willey.....	1952
Leo Skladany.....	1949
Albert Baisi.....	1947
Bruno Banducci.....	1944-45
Rupert Pate.....	1941-42
Ralph Fritz.....	1941

64

Brett Toth.....	2020-22
Matt Tobin.....	2013-16
Jake Scott.....	2012
Jeff Owens.....	2010
Antonio Dixon.....	2009
Chris Patrick.....	2008
Stefan Rogers.....	2006-07
Sean Love.....	1997
Joe Rudolph.....	1995
Mike Perrino.....	1987
Dean Miraldi.....	1982-84
Garry Puetz.....	1979
Ed George.....	1976-78
Ernie Janet.....	1975
Joe Jones.....	1974-75
Norm Davis.....	1970
Dean Wink.....	1967-68
Randy Beisler.....	N/A
Ed Blaine.....	1963-66
Roy Hord.....	1962
Stan Campbell.....	1959-61
Galen Laack.....	1958
John Simerson.....	1958
Bob Gaona.....	1957
Abe Gibron.....	1956-57
Russ Carroccio.....	1955
Menil Mavraides.....	1954
Mario Giannelli.....	1948-51
Robert McDonough.....	1946

65

Lane Johnson.....	2013-
King Dunlap.....	2009-12
Keyonta Marshall.....	2005
Jamaal Green.....	2004
Bubba Miller.....	1997-2000
Moe Elewonibi.....	1995
Ron Hallstrom.....	1993
Ron Solt.....	1988-89
Gary Bolden.....	1987
Bob Landsee.....	1986-87
Mark Dennard.....	1984-85
Charlie Johnson.....	1977-81
Rosie Manning.....	1975
Roy Kirksey.....	1974
Henry Allison.....	1971-72
Bil Stetz.....	1967
John Mellekas.....	1963
Jim Beaver.....	1962
Jerry Huth.....	1959-60
Harold Bradley.....	1958
Menil Mavraides.....	1957
Tom Dimmick.....	1956
Jess Richardson.....	1953
Dan Rogas.....	1952
Cliff Patton.....	1946-50
Bob Suffridge.....	1945

66

Ross Pierschbacher.....	2020
Jamon Brown.....	2020
Anthony Rush.....	2019
Akeem Spence.....	2019
Will Beatty.....	2017



Andrew Gardner.....	2014-15
Dallas Reynolds.....	2012
Kimo von Oelhoffen.....	2007
Trey Darilek.....	2004-05
Bobbie Williams.....	2001-03
Jeff Dellenbach.....	1999
Jerry Crafts.....	1998
Mike Zandofsky.....	1997
John Hudson.....	1993-95
Ken Reeves.....	1985-89
Bill Bergey.....	1974-80
Roy Kirksey.....	1973
Bill Cody.....	1972
Don Chuy.....	1969
Gordon Wright.....	1967
Bruce Van Dyke.....	1966
Bill Byrne.....	1963
Will Renfro.....	1961
Joe Robb.....	1959-60
Ed Meadows.....	1958
Frank D'Agostino.....	1956
Ed Sharkey.....	1954-55
Baptiste Manzini.....	1948
John Wyhonic.....	1946-47

67

Nate Herbig.....	2019-21
Chance Warmack.....	2017-18
Dennis Kelly.....	2012-15
Jamaal Jackson.....	2005-11
Ryan Schau.....	1999-2001
Steve Gabbard.....	1989
Gerry Feehery.....	1983-87
Lem Burnham.....	1977-79
Jeff Bleamer.....	1975-76
Herb Dobbins.....	1974
Vern Winfield.....	1972-73
Erwin Will.....	1965
Pete Case.....	1962-64
Proverb Jacobs.....	1958
John Magee.....	1948-55
Jack Sanders.....	1945

68

Jordan Mailata.....	2020-
Josh Andrews.....	2015-16
Matt Tennant.....	2012
Steve Vallos.....	2012
Kyle DeVan.....	2011
Austin Howard.....	2010
Dan Klecko.....	2008
Pat McCoy.....	2007
Steve Scullio.....	2004
Damian Lavergne.....	2003
Morris Unutoa.....	1996-98
Frank Cornish.....	1995
Ricky Shaw.....	1994
Tom McHale.....	1993-94
Reggie Singletary.....	1987-90
Pete Walters.....	1987
Dennis Harrison.....	1978-84
Dennis Nelson.....	1976-77
Blenda Gay.....	1975-76
Mark Nordquist.....	1968-74
Bobby Richards.....	1962-65

Bill Striegel.....	1959
Bill Koman.....	1957-58
Dick Murley.....	1956
Maurice Nipp.....	1956
Maurice Nipp.....	1952-53
Ray Romero.....	1951

69

Landon Dickerson.....	2021-
Matt Pryor.....	2019-20
Dillon Gordon.....	2016
Evan Mathis.....	2011-14
Jon Runyan.....	2000-08
George Hegamin.....	1998
Harry Boatswain.....	1995
Burt Grossman.....	1994
Bruce Collie.....	1990-91
Jim Angelo.....	1987
Jeff Tupper.....	1986
Dwaine Morris.....	1985
Woody Peoples.....	1978-80
Rich Glover.....	1975
Carl Gersbach.....	1970
Joe Tyrrell.....	1952
Dave DiFlippo.....	N/A

70

Jim Skaggs.....	1963-72
Don Owens.....	1958-60
<i>Al Wistert.....</i>	<i>1943-51</i>
Leo Brennan.....	1942
Joseph Frank.....	1941

71

Jason Peters.....	2009-20
Scott Young.....	2006-07
Jermane Mayberry.....	1996-2004
Mike Chalenski.....	1993-95
Cecil Gray.....	1990-91
Ken Clarke.....	1978-87
William Wynn.....	1973-76
Dick Hart.....	1967-70
Joe Lewis.....	1962
John Wilcox.....	1960
Don King.....	1956
Jim Ricca.....	1955-56
Tom Higgins.....	1954-55
Otis Douglas.....	1946-49
George Fritts.....	1945
Ed Fiben.....	N/A
Eberle Schultz.....	1943
Frank Hradbetin.....	1942
Cecil Sturgeon.....	1941

72

Moro Ojomo.....	2023-
Linval Joseph.....	2022
Kayode Awosika.....	2021
Prince Tega Wanogho.....	2020
Halapoulivaati Vaitai.....	2016-19
Cedric Thornton.....	2012-15
Tra Thomas.....	1998-2008
Joe Panos.....	1995-97
Jeff Wenzel.....	1987-94
David Alexander.....	1987
Kevin Allen.....	1985

Dave Pacella.....	1984
Jim Fritzsche.....	1983
Wade Key.....	1970-79
Floyd Peters.....	1964-69
Frank Fuller.....	1963
Jess Richardson.....	1958-61
Jess Richardson.....	1954-56
George Mrkonic.....	1953
Dick Steere.....	1951
Walt Stickel.....	1950-51
Roger Harding.....	1947
T.J. Champion.....	1947
Marshall Shires.....	1945
Bob Friedman.....	1944
Ted Doyle.....	1943
Stephen Levanites.....	1942
Leon Cook.....	1942
Hodges West.....	1941

73

Marvin Wilson.....	2021-22
Isaac Seumalo.....	2016-20
Wade Smith.....	2014
Joe Kruger.....	2013
Julian Vandervelde.....	2011
Bobby McCray.....	2010
Derrick Burgess.....	2010
Shawn Andrews.....	2004-08
Kevin Dogins.....	2003
Jim Pyne.....	2001
Oliver Ross.....	1999
Steve Martin.....	1998
Jerry Crafts.....	1997
Lester Holmes.....	1993-96
Ron Heller.....	1988-92
Paul Ryczek.....	1987
Steve Kenney.....	1980-85
Pete Lazetich.....	1976-77
Richard Stevens.....	1970-74
Jim Norton.....	1968
Ed Khayat.....	1964-65
Ed Khayat.....	1958-61
Sid Youngelman.....	1956-58
Lum Snyder.....	1958
Lum Snyder.....	1952-55
Roscoe Hansen.....	1951
Fred Hartman.....	1948
Alfred Bauman.....	1947
Henry Gude.....	1946
Vince Bogren.....	1944
Rocco Canale.....	1943-45
Leo Disend.....	N/A
Ed Kasky.....	1942

74

Fred Johnson.....	2023-
Ndamukong Suh.....	2022
Le'Raven Clark.....	2021
Luke Juriga.....	2020
Daeshon Hall.....	2018-19
T.Y. McGill.....	2018
Nate Menkin.....	2012
Winston Justice.....	2007-11
Jeremy Bridges.....	2003
Doug Brzezinski.....	1999-2002



Edward Jasper	1997-98
Bernard Williams	1994
Gerald Nichols	1993
Mike Pitts	1987-92
Tim Mooney	1987
Leonard Mitchell	1983-86
Donnie Green	1977
John Niland	1975
Steve Smith	1971-74
Frank Molden	1968
Riley Gunnels	1960-64
Jerry DeLucca	1959
Len Szafaryn	1958
Frank Wydo	1957
Walter Barnes	1948-51

75

Tarron Jackson	2021-22
Vinny Curry	2019-20
Josh Sweat	2018
Vinny Curry	2012-17
Juqua (Thomas) Parker	2005-11
Dominic Furio	2004-05
Frank Ferrara	2003
Michael Sinclair	2002
John Michels	1999
Troy Drake	1995-97
Rob Selby	1991-94
Daryle Smith	1990
Louis Cheek	1990
Scott Leggett	1987
Jim Gilmore	1986
Stan Walters	1975-83
Willie Cullars	1974
Dennis Wirgowski	1973
Houston Antwine	1972
Tuufuli Upersa	1971
John Meyers	1964-67
Jim McCusker	1959-62
Tom Saidock	1957
Frank Wydo	1952-57
George Savitsky	1948
Bill Halverson	1942

76

Jack Anderson	2021
T.Y. McGill	2020
Albert Huggins	2019
Allen Barbre	2013-16
Phillip Hunt	2011-12
Reggie Wells	2010
Stacy Andrews	2009
Calvin Armstrong	2005
Alonzo Ephraim	2004
John Welbourn	1999-2003
Barrett Brooks	1995-98
Broderick Thompson	1993-94
Adam Schreiber	1996-88
Jerry Sisemore	1973-84
Joe Carollo	1969-70
Bob Brown	1964-68
J.D. Smith	1959-63
Volney Peters	1958
Len Szafaryn	1957
Frank Kilroy	1943-55

John Eibner	1941-42
Lester McDonald	1940

77

Andre Dillard	2019-22
Michael Bennett	2018
Taylor Hart	2016-17
Barrett Jones	2015
Kevin Graf	2014
Damion Square	2013
Demetress Bell	2012
Mike McGlynn	2010
Mike McGlynn	2008
LaJuan Ramsey	2006-07
Artis Hicks	2003-05
Lonnie Palelei	1999
Richard Cooper	1998
Richard Cooper	1996
Howard Smothers	1995
Keith Millard	1993
Antone Davis	1991
Donald Evans	1988
Michael Black	1986
Tom Jelesky	1985-86
Rufus Mayes	1979
Don Ratliff	1975
Jerry Patton	1974
Gerry Philbin	1973
Ernie Calloway	1970-72
Ray Rissmiller	1966
Ray Mansfield	1963
John Kapele	1962
Don Oates	1961-62
Jim Weatherall	1955-57
Gus Cifelli	1954
Jim Kekeris	1947
John Eibner	1946
Carl Fagioli	1944
Tex Williams	1942
Bernie Kaplan	1942
Phil Ragazzo	1941

78

Sua Opeta	2020-23
Fenuki Tupou	2009
Victor Abiamiri	2007-09
Brodrick Bunkley	2006
Hollis Thomas	1996-2005
Antone Davis	1992-95
Mike Nease	1987
Matt Darwin	1986-90
Carl Hairston	1976-83
Steve Smith	1974
Jim Cagle	1974
Wayne Mass	1972
Dave Graham	1968-69
Dave Graham	1963-66
John Baker	1962
Marion Campbell	1956-61
Mike Jarmoluk	1949-55

79

Brandon Brooks	2016-21
Tanner Hawkinson	2015
Todd Herremans	2005-14

Ian Allen	2004
Jim Flanigan	2003
Jeremy Slechta	2002
Greg Jefferson	1995-99
Mike Finn	1994
Mike Schad	1989-93
Joe Conwell	1986-87
Rusty Russell	1984
Frank Giddens	1981-82
Manny Sistrunk	1976-79
Mitch Sutton	1974-75
Lane Howell	1965-69
Gene Gossage	1960-62
Lum Snyder	1958
Buck Lansford	1955-57
Vic Sears	1941-53

80

Julio Jones	2023
Tyree Jackson	2021-22
Quez Watkins	2020
Jordan Matthews	2018-19
Markus Wheaton	2018
Ron Johnson	2011
Kevin Curtis	2007-09
Billy McMullen	2004-05
James Thrash	2001-03
Torrance Small	1999-2000
Irving Fryar	1996-98
Reggie Johnson	1995
James Lofton	1993
Reggie Lawrence	1993
Rod Harris	1990-91
Marvin Hargrove	1990
Cris Carter	1987-89
Bobby Duckworth	1986
Keith Baker	1985
Joe Hayes	1984
Byron Williams	1983
Alvin Hooks	1981
Luther Blue	1980
Art Thoms	1977
Don Zimmerman	1973-76
Clark Hoss	1972
Don Brumm	1970-71
Randy Beisler	1966-68
Gary Henson	1963
Ken Gregory	1962
John Tracey	1961
Ken MacAfee	1959
Gene Mitcham	1958
Bill Stribling	1955-57
Neill Armstrong	1947-51
Bert Kuczynski	1946
Leonard Supluski	1942
Fred Meyer	1942
Kirk Hershey	1941
Granville Harrison	1941

81

Grant Calcaterra	2022-
Richard Rodgers	2021
Jason Croom	2020
Joshua Perkins	2019
Kamar Aiken	2018



Jordan Matthews.....	2014-16
Jason Avant.....	2006-13
Terrell Owens.....	2004-05
Billy McMullen.....	2003
Tony Stewart.....	2001
Charles Johnson.....	1999-2000
Jeff Graham.....	1998
Mark Seay.....	1996-97
Rob Carpenter.....	1995
Paul Richardson.....	1993
Roy Green.....	1991-92
Mike Bellamy.....	1990
Henry "Gizmo" Williams.....	1989
Shawn Beals.....	1988
Otis Grant.....	1987
Kenny Jackson.....	1984-87
Ron Smith.....	1981-83
Scott Fitzkee.....	1979-80
Oren Middlebrook.....	1978
Stan Davis.....	1973
Larry Estes.....	1972
Jim Whalen.....	1971
Ron Goodwin.....	1964-68
Eddie Bell.....	1955-58
Willie Irvin.....	1953
Bibbles Bawel.....	1952
John O'Quinn.....	1951
Dick Humbert.....	1946-49
Don McDonald.....	1944-45
John Yovicsin.....	1944
Walt Nowak.....	1944
Ray Reutt.....	1943
Robert Priestly.....	1942
Dick Humbert.....	1941

82

Devon Allen.....	2023
John Hightower.....	2020-21
Richard Rodgers.....	2019
Torrey Smith.....	2017
Emil Igwenagu.....	2013
Clay Harbor.....	2010-12
Alex Smith.....	2009
L.J. Smith.....	2003-08
Dameane Douglas.....	1999-2002
Karl Hankton.....	1998
Chris T. Jones.....	1995-97
Victor Bailey.....	1993-94
Mickey Shuler.....	1991
Mike Quick.....	1982-90
Jerrold McRae.....	1979
Ken Payne.....	1978
Bob Picard.....	1973-76
Tim Rossoovich.....	1968-71
George Tarasovic.....	1963-65
Tom Scott.....	1953-58
Joe Restic.....	1952
Danny DiRenzo.....	N/A
Rudy Smeja.....	1946
Milton Smith.....	1945
Bill Hewitt.....	1943
Bill Combs.....	1942
Robert Krieger.....	1941

83

Noah Togiai.....	2021-22
Caleb Wilson.....	2020
Shelton Gibson.....	2019
Joshua Perkins.....	2018
Marvin McNutt.....	2012
Greg Lewis.....	2003-08
Jeff Thomason.....	2000-02
Troy Smith.....	1999
Dietrich Jells.....	1998-99
Michael Timpson.....	1997
Ed West.....	1995-96
Michael Young.....	1993
Pat Beach.....	1992
Kenny Jackson.....	1990-91
Jimmie Giles.....	1988-89
Kevin Bowman.....	1987
Phil Smith.....	1986
Tony Woodruff.....	1982-84
Rodney Parker.....	1980-81
Vince Papale.....	1976-78
Don Hultz.....	1964-73
Bill Quinlan.....	1963
Bobby Walston.....	1951-62
Jack Ferrante.....	1945-50
John Smith.....	1945
Jack Smith.....	1942
Jack Ferrante.....	1941

84

Greg Ward.....	2019-23
Hank Baskett.....	2006-10
Jordan Norwood.....	2009
Freddie Mitchell.....	2001-04
Jamie Asher.....	1999
Luther Broughton.....	1999-2000
Freddie Solomon.....	1996-98
Kelvin Martin.....	1995
Mark Bavaro.....	1993-94
Floyd Dixon.....	1992
Anthony Edwards.....	1989-90
Kenny Jackson.....	1988
Ron Fazio.....	1987
Mike McCloskey.....	1987
Vyto Kab.....	1982-85
Keith Krepfle.....	1975-81
Richard Harris.....	1971-73
Jim Kelly.....	1967
Jim Kelly.....	1965
Don Thompson.....	1964
Mike Clark.....	1963
Leo Sugar.....	1961
Hank Burnine.....	1956-57
Leslie Palmer.....	1948
Larry Cabrelli.....	1941-47

85

Albert Okwuegbunam.....	2023-
Richard Rodgers.....	2020
Alex Ellis.....	2019
James Casey.....	2013-14
Darnerien McCants.....	2005
Sean Morey.....	2002
Freddie Milons.....	2002
Na Brown.....	1999-2002
Chris Fontenot.....	1998

Antwan Wyatt.....	1997
Mark Ingram.....	1996
Art Monk.....	1995
Jeff Snyder.....	1992-94
Mickey Shuler.....	1990-91
Ron Johnson.....	1985-89
Jesse Bendross.....	1987
Mel Hoover.....	1982-84
Charles Smith.....	1974-81
Marlin McKeever.....	1973
Gary Ballman.....	1967-72
Ralph Smith.....	1962-64
Bob Schnelker.....	1953
Billy Hix.....	1950
Jay MacDowell.....	1946
Bob Friedlund.....	1946
Charles Gauer.....	1945
Tony Bova.....	1943
John Shonk.....	1941

86

Zach Ertz.....	2013-21
Evan Moore.....	2012
Reggie Brown.....	2005-09
Kori Dickerson.....	2003
Antonio Freeman.....	2002
Gari Scott.....	2001
Alex Van Dyke.....	1999-2000
Brian Finneran.....	1999
Russell Copeland.....	1998
Justin Armour.....	1997
Luther Broughton.....	1997
Dialleo Burks.....	1996
Fred Barnett.....	1990-95
Mike Siano.....	1987
Greg Garrity.....	1984-89
Al Dixon.....	1983
Steve Folsom.....	1981
Ken Dunek.....	1980
Lewis Gilbert.....	1980
Charle Young.....	1973-76
Fred Hill.....	1965-71
Dick Stafford.....	1962-63
Ed Cooke.....	1958
Norman Willey.....	1953-57
Bud Grant.....	1951-52
Bob McChesney.....	1950
Hal Prescott.....	1948-49

87

Brent Celek.....	2007-17
Todd Pinkston.....	2000-04
Jed Weaver.....	1999
Jason Dunn.....	1996-98
Frank Wainwright.....	1995
Rickey Brady.....	1995
Maurice Johnson.....	1991-94
Harper LeBel.....	1990
Carlos Carson.....	1987
Eric Bailey.....	1987
John Goode.....	1985
Lawrence Sampleton.....	1982-84
Claude Humphrey.....	1979-81
Kent Kramer.....	1971-74
Fred Brown.....	1969



Dave Lince.....	1966-67
Bill Cronin.....	1965
Dick Lucas.....	1960-63
Art Powell.....	1959
Andy Nacrelli.....	1958
Jack Ferrante.....	1944

88

Dallas Goedert.....	2018-
Trey Burton.....	2017
Jeff Maehl.....	2013-14
Cornelius Ingram.....	2009-10
Mike Bartrum.....	2000-06
Luther Broughton.....	1999
Kevin McKenzie.....	1998
Jimmie Johnson.....	1995-97
Keith Jackson.....	1988-91
John Spagnola.....	1984-87
John Spagnola.....	1979-82
Bill Larson.....	1978
Richard Osborne.....	1976-77
Gary Pettigrew.....	1966-74
Jerry Wilson.....	1959-60
Bob Hudson.....	1953
John Zilly.....	1952
Jay MacDowell.....	1947-51
John Durko.....	1945
Merschel Ramsey.....	1944

89

Jack Stoll.....	2021-23
Hakeem Butler.....	2020
B.J. Cunningham.....	2013
Garrett Mills.....	2010
Martin Rucker.....	2009
Matt Schobel.....	2006-08
Chad Lewis.....	1997-2005
Justin Swift.....	1999
Ed Smith.....	1999
Ron Leshinski.....	1999
Kaseem Sinceno.....	1998
Dialleo Burks.....	1996
Calvin Williams.....	1990-96
Jay Repko.....	1987
Dave Little.....	1985-89
Glen Young.....	1983
Wally Henry.....	1977-82
Steve Zabel.....	1970-74
Mike Ditka.....	1968
Mike Morgan.....	1964-67
John Bredice.....	1956
Don Luft.....	1954
Bob Oristaglio.....	1952
John Green.....	1947-51
Robert Krieger.....	1946
Ben Agajanian.....	1945
Fred Meyer.....	1945
Tom Miller.....	1943-44
Fred Meyer.....	1942
Henry Piro.....	1941

90

Jordan Davis.....	2022-
Ryan Kerrigan.....	2021
Bruce Hector.....	2019

Treyvon Hester.....	2018
Justin Hamilton.....	2017
Marcus Smith.....	2014-16
Clifton Geathers.....	2013
Antonio Dixon.....	2010-12
Darren Howard.....	2006-09
Corey Simon.....	2000-04
Ben Williams.....	1999
Jon Harris.....	1997-98
Ronnie Dixon.....	1995-96
William Perry.....	1993-94
Mike Golic.....	1987-92
Randall Mitchell.....	1987
Aaron Brown.....	1985

91

Fletcher Cox.....	2012-23
Trevor Laws.....	2011
Darryl Tapp.....	2010
Chris Clemons.....	2008-09
Ian Scott.....	2007
Sam Rayburn.....	2003-06
Uhuru Hamiter.....	2000-01
Steve Martin.....	1999
Andy Harmon.....	1991-97
Greg Mark.....	1990
Scott Curtis.....	1988
George Cumby.....	1987
Ray Conlin.....	1987
Reggie White.....	1985
Tim Golden.....	1985

92

<i>Reggie White.....</i>	<i>1986-92</i>
Smiley Creswell.....	1985

93

Milton Williams.....	2021-
Javon Hargrave.....	2020
Tim Jernigan.....	2017-19
Brandon Bair.....	2014-15
Jason Babin.....	2011-12
Trevor Laws.....	2008-10
Jevon Kearse.....	2006-07
Marco Coleman.....	2003
Levon Kirkland.....	2002
Pernell Davis.....	1999
Darion Conner.....	1996-97
Daniel Stubbs.....	1995
Greg Townsend.....	1994
David Bailey.....	1990
John Dumbauld.....	1987-88
Ray Phillips.....	1987
Tom Strauthers.....	1983-86

94

Josh Sweat.....	2019-
Haloti Ngata.....	2018
Beau Allen.....	2014-17
Derek Landri.....	2011-12
Ricky Sapp.....	2010
Jason Babin.....	2009
Montae Reagor.....	2007
N.D. Kalu.....	2005
N.D. Kalu.....	2001-03

Kelly Gregg.....	1999
Bill Johnson.....	1999
Kevin Johnson.....	1995-96
Leonard Renfro.....	1993-94
Steve Kaufusi.....	1989-90
Dan McMillen.....	1987
Byron Darby.....	1983-86

95

Marlon Tuipulotu.....	2021-
Joe Ostman.....	2020
Mychal Kendricks.....	2012-17
Victor Abiamiri.....	2008-09
Jerome McDougle.....	2006
Jerome McDougle.....	2003-04
Justin Ena.....	2002
Tyrone Williams.....	1999-2000
Henry Slay.....	1998
Richard Dent.....	1997
William Fuller.....	1994-96
Mike Flores.....	1991-93
Al Harris.....	1990
Doug Bartlett.....	1988
Jody Schulz.....	1986
John Bunting.....	1972-82

96

Derek Barnett.....	2017-23
Bennie Logan.....	2013-16
Greg Lloyd.....	2011
Omar Gaither.....	2006-10
Paul Grasmanis.....	2000-05
Al Wallace.....	1997-98
Keith Rucker.....	1996
Mark Gunn.....	1995-96
Mike Flores.....	1994
Clyde Simmons.....	1986-93
Marvin Ayers.....	1987
Harvey Armstrong.....	1982-84
John Sodaski.....	1972-73

97

Kentavious Street.....	2023
Javon Hargrave.....	2021-22
Malik Jackson.....	2019-20
Destiny Vaeao.....	2016-18
Taylor Hart.....	2015
Isaac Sopoaga.....	2013
Cullen Jenkins.....	2011-12
Brodrick Bunkley.....	2007-10
Darwin Walker.....	2001-06
Mark Wheeler.....	1999
Rhett Hall.....	1995-98
Tim Harris.....	1993
Leon Seals.....	1992
Dick Chapura.....	1990
John Klingel.....	1987-88
Jim Auer.....	1987
Reggie Singletary.....	1986
Thomas Brown.....	1980

98

Jalen Carter.....	2022
Robert Quinn.....	2022
Hassan Ridgeway.....	2019-21



Bruce Hector.....	2018-19
Elijah Qualls.....	2017
Connor Barwin.....	2013-16
Mike Patterson.....	2005-12
Greg Richmond.....	2004-05
Brandon Whiting.....	1998-2003
Jimmie Jones.....	1997
Michael Samson.....	1996
Tommy Jeter.....	1992-94
Elois Grooms.....	1987
Greg Brown.....	1981-86
Mike Ditka.....	1967

99

<i>Jerome Brown.....</i>	<i>1987-91</i>
Greg Liter.....	1987
Skip Hamilton.....	1987
Joe Drake.....	1985
Leonard Mitchell.....	1981-82
Mel Tom.....	1970-73



A		
Coach	Title	Years
Anderson, Roy	Cornerbacks	2024-
April, Bobby	Special Teams Coordinator	2010-12
April III, Bobby	Defensive Quality Control	2011-12
Atkins, Dave	Running Backs	1986-90
	Special Teams	1991
	Tight Ends	1992
Austin, Greg	Assistant Offensive Line	2013-15
Azzinaro, Jerry	Defensive Line/Assistant Head Coach	2013-15

B		
Coach	Title	Years
Ball, Herman	Offensive Coach	1964-68
Banducci, Bruno	Offensive Line	1958
Banks, Quadrian	Assistant Strength and Conditioning	2013-15
Bartrum, Mike	Assistant Tight Ends	2019-20
Bausch, Frank	Assistant Coach	1941
Becker, John	Running Backs	1980-82
	Wide Receivers	1983
Bell, Bert	Head Coach	1936-40
Bettis, Tom	Defensive Backs	1989-90
Bible, Dana	Offensive Coordinator	1998
Bicknell, Bob	Wide Receivers	2013-15
Bollman, Jim	Tight Ends	1998
Bowles, Todd	Secondary	2012
	Defensive Coordinator	2012
Brady, Marcus	Senior Offensive Assistant	2023
Brasher, Tommy	Defensive Line	1985
	Defensive Line	1999-2005
	Defensive Line	2012
Bratkowski, Zeke	Quarterbacks	1991-92
	Offensive Coordinator/QBs	1993-94
Breiner, Andrew	Pass Game Analyst	2020
Brewer, Gunter	Wide Receivers	2018
Bronzan, Bob	Line	1958
Brown, Tyler	Special Teams Quality Control	2021-22
	Special Teams Assistant	2023-
Bruney, Fred	Defensive Backs	1964-68
	Defensive Backs	1977-82
	Asst. Head Coach/Defensive Backs	1983-85
	Interim Head Coach (1 game)	1985
Burke, Matt	Defensive Special Assistant	2019
	Run Game Coordinator/Defensive Line	2020

C		
Coach	Title	Years
Cabrelli, Larry	Ends	1947-50
Caldwell, Mike	Defensive Quality Control	2008-09
	Assistant Linebackers	2010
	Linebackers	2011-12
Callahan, Bill	Offensive Line	1995-97
Campbell, Marion	Defensive Coordinator	1977-82
	Head Coach/Defensive Coordinator	1983-85
Carpenter, Lew	Wide Receivers	1990-92
	Wide Receivers/Tight Ends	1993-94
Carr, Gerald	Wide Receivers	1995-98
Carr, Jimmy	Linebackers	1969-72
Carson, Bud	Defensive Coordinator/Def. Backs	1991-94
Castillo, Juan	Offensive Assistant	1995-96
	Tight Ends	1997
	Offensive Line	1998-2010
	Defensive Coordinator	2011-12
Cherundolo, Chuck	Defensive Line	1962
Childress, Brad	Quarterbacks	1999-2001

	Offensive Coordinator	2002-05
Chinander, Erik	Assistant Defensive Line	2013
Chung, Eugene	Asst. OL/Tight Ends/Run Game	2016-18
Clausen, Chuck	Defensive Line	1976-85
Clay, Michael	Defensive Quality Control	2014
	Assistant Special Teams	2015
	Special Teams Coordinator	2021-
	Wide Receivers	1984-85
Coury, Dick	Wide Receivers	1976-81
Croner, Ken	Assistant Strength and Conditioning	2010
Cross, Irv	Defensive Backs	1969-70
Culley, David	Wide Receivers	1999-2010
	Senior Assistant/Wide Receivers	2011-12

D		
Coach	Title	Years
Daniels, Phillip	Def. Quality Control/Asst. DL	2016-18
	Defensive Line	2019
DaGrosa, John	Assistant Coach	1936-37
Daisher, Ted	Special Teams Quality Control	2004-05
	Special Teams Coordinator	2009
Davis Jr., Bill	Defensive Coordinator	2013-15
Davis Sr., Bill	Linebackers	1976-77
	Tight Ends	1978
Dawson, Mike	Defensive Quality Control	2013
	Assistant Defensive Line	2014-15
Day, Ryan	Quarterbacks	2015
DeFilippo, John	Quarterbacks	2016-17
Desai, Sean	Defensive Coordinator	2023
Devore, Hugh	Head Coach	1956-57
DiAngelo, Mike	Defensive Quality Control	2023
Dickerson, Eric	Defensive Assistant	2021
	Offensive Quality Control	2022-
	Defensive Assistant	1988
Donahue, Ken	Off. Quality Control/Asst. WRs	2016-17
D'Orazio, Joe	Assistant Coach	1950
Douglas, Otis	Offensive Coordinator	1999-2001
Dowhower, Rod	Passing Game	1973-75
Dowler, Boyd	Line	1955
Drulis, Chuck		

E		
Coach	Title	Years
Ecklund, Brad	Offensive Line	1971-72
Eliot, D.J.	Linebackers	2023
Evans, Dick	Defensive Coach	1964-68
Ewart, Charley	Backfield	1946-48

F		
Coach	Title	Years
Fangio, Vic	Defensive Coordinator	2024-
Fears, Tom	Offensive Coordinator/Wide Receivers	1971-72
Fipp, Dave	Special Teams Coordinator	2013-20
Fisher, Jeff	Defensive Backs	1986-88
	Defensive Coordinator/Linebackers	1989-90
Flajole, Ken	Linebackers	2016-20
Frazier, Leslie	Defensive Backs	1999-2002

G		
Coach	Title	Years
Gamble, Harry	Tight Ends/Special Teams	1981-82
Gannon, Jonathan	Defensive Coordinator	2021-22
Gansz, Frank	Tight Ends/Special Teams	1983-85
Gauer, Charley	Ends	1952-61
	Offensive Coach	1969-70
Gillman, Sid	Quarterbacks	1979-80



Quarterbacks.....	1982
Offensive Assistant.....	1985
Giunta, Peter	Defensive Assistant..... 1991-94
Grandelius, Sonny	Backfield..... 1962-63
Gray, Keith	Assistant Strength and Conditioning..... 2012-19
Grayer, Edward	Associate Strength and Conditioning..... 2020-
Groh, Mike	Wide Receivers Coach..... 2017
	Offensive Coordinator..... 2018-19
Gruden, Jon	Offensive Coordinator..... 1995-97

H		
Coach	Title	Years
Hammond, Bobby	Offensive Assistant.....	1993-94
Harbaugh, John	Special Teams Coordinator.....	1998-2006
	Secondary/Safeties.....	2007
Harper, Matthew	Assistant Special Teams.....	2013-14, 16-18
	Assistant Defensive Backs.....	2015
	Assistant Wide Receivers.....	2019-20
Hauck, Tim	Safeties.....	2016-20
Haupt, Dale	Defensive Line.....	1986-94
Hawkins, Ben	Receivers.....	1982
Hill, George	Linebackers.....	1979-84
Hingst, Josh	Head Strength and Conditioning.....	2013-20
Hughes, Ed	Offensive Assistant.....	1981
	Offensive Assistant.....	1989
Huls, Shaun	Director of High Performance.....	2013-19
Hurt, Clint	Sr. Defensive Assistant/Defensive Line.....	2024-

I		
Coach	Title	Years
Idzik, John	Running Backs.....	1973-75
	Offensive Coordinator/Quarterbacks.....	1976
Iman, Ken	Special Teams/Offensive Line.....	1976-79
	Offensive Line.....	1980-86
Istvan, Roy	Assistant Offensive Line.....	2019-23

J		
Coach	Title	Years
Jackson, Milt	Running Backs.....	1985
Jamieson, Dick	Running Backs.....	1995-96
Jauron, Dick	Senior Assistant/Defensive Backs.....	2010
Jenkins, Pete	Defensive Line.....	2006-08
Joe, Billy	Running Backs.....	1979-80
Johnson, Brian	Quarterbacks.....	2021-22
	Offensive Coordinator.....	2023
Johnson, Jim	Defensive Coordinator.....	1999-2008
Johnson, Taver	Assistant Defensive Backs.....	2023
Jones, Ronnie	Strength & Conditioning.....	1987-88
	Strength & Conditioning/Linebackers.....	1989-90

K		
Coach	Title	Years
Kasper, Joe	Defensive Quality Control.....	2021-22
	Safeties.....	2024-
Kellison, John	Line.....	1941-50
Kelly, Chip	Head Coach.....	2013-15
Kelly, Mike	Offensive Assistant.....	2002
Kenneally, George	Assistant Coach.....	1935
Kiesling, Walt	Co-Head Coach.....	1943
King, Bobby	Inside Linebackers.....	2024-
Kinne, G.J.	Offensive Special Projects.....	2019
Khayat, Ed	Defensive Line.....	1971
	Head Coach.....	1971-72
Kilroy, Frank	Assistant Coach.....	1957-58
Knox Jr., Chuck	Defensive Assistant.....	1995-98

Kotite, Rich	Offensive Coordinator/Quarterbacks.....	1990
	Head Coach.....	1991-94
Kuharich, Joe	Head Coach.....	1964-68

L		
Coach	Title	Years
Lazor, Bill	Quarterbacks.....	2013
LeBeau, Dick	Special Teams.....	1973-75
Leo, Matt	Def. & Football Operations Assistant.....	2023
Levy, Marv	Assistant Coach.....	1969
Lewis, Greg	Wide Receivers.....	2016
Lindskog, Vic	Assistant Coach.....	1952-54
Lockwood, Autumn	Associate Performance.....	2023-
Lovett, John	Defensive Backs.....	2013-14
Lyght, Todd	Assistant Defensive Backs.....	2013-14
Lynn, Johnnie	Secondary/Cornerbacks.....	2011

M		
Coach	Title	Years
Manuel, Marquand	Defensive Backs.....	2020
McCormack, Mike	Head Coach.....	1973-75
McDermott, Sean	Defensive Quality Control.....	2001-02
	Assistant Defensive Backs.....	2003
	Secondary Coach/Safeties.....	2004-06
	Linebackers.....	2007
	Secondary.....	2008
	Defensive Coordinator.....	2009-10
McDonald, D.K.	Assistant Defensive Backs.....	2021-22
	Defensive Backs.....	2023
McDowell, Patrick	Assistant Strength and Conditioning.....	2018-21
McGovern, Bill	Outside Linebackers.....	2013-15
McMillin, Bo	Head Coach.....	1951
McMurdo, Jim	Line.....	1938-40
McPherson, Bill	Linebackers.....	1978
Marandino, Roger	Assistant Strength and Conditioning.....	2011
Marchibroda, Ted	Offensive Coordinator.....	1984-85
Matthews, Billie	Running Backs.....	1983-84
Mazur, John	Defensive Backs.....	1973-75
	Defensive Coordinator/Def. Backs.....	1976
Melvin, Tom	Offensive Asst/Quality Control.....	1999-2001
	Tight Ends.....	2002-12
Michael, Jason	Tight Ends.....	2021-
Michaels, Walt	Linebackers.....	1973-75
Miles, Trent	Off. Quality Control/Asst. RBs.....	2017-18
Miller, Heinie	Assistant Coach.....	1940
Millner, Wayne	Ends/Backfield.....	1951
	Head Coach.....	1951
Minnis, Mike	Assistant Strength and Conditioning.....	2016-23
Minter, Rick	Inside Linebackers.....	2013-15
Moore, Kellen	Offensive Coordinator.....	2024-
Moorehead, Aaron	Wide Receivers.....	2020-
Mornhinweg, Marty	Senior Assistant.....	2003
	Asst. Head Coach.....	2004-05
	Asst. Head Coach/Off. Coordinator.....	2006-12
	Senior Offensive Consultant.....	2020
Moss, Joe	Defensive Line.....	1969-72
Mudd, Howard	Offensive Line.....	2011-12
Muir, Bill	Offensive Line.....	1992-94
Musgrave, Bill	Offensive Assistant.....	1998
	Quarterbacks.....	2014

N		
Coach	Title	Years
Nagy, Matt	Offensive Quality Control.....	2011-12
Neal, Dan	Special Teams.....	1986



	Special Teams/Offensive Line.....	1987
	Offensive Line	1988-91
Neale, Greasy	Head Coach	1941-50
Niemi, Laurie	Assistant Coach.....	1961-63
Nixon, Jeff	Special Teams Quality Control	2007-10
Nixon, Mike	Offensive Assistant.....	1966-68
Noriega, Fernando	Head Strength and Conditioning.....	2021-23
	Director of Player Performance and Sports	
	Science/Head Strength and Conditioning.....	2024-
Nussmeier, Doug	Quarterbacks.....	2024-

O		
Coach	Title	Years
Ollie, Nathan	Assistant Defensive Line	2019-20
Owen, Steve	Assistant Coach.....	1956-57

P		
Coach	Title	Years
Paganetti, Ryan	Def. Quality Control/Asst. Linebackers.....	2018
	Asst. Linebackers/ Game Management	2019-20
Paganetti, T.J.	Offensive Quality Control/Asst. OL.....	2017-18
	Assistant Running Backs.....	2019
	Asst. Run Game Coordinator/Asst. RBs.....	2020
	Offensive Quality Control	2021-22
	Run Game Specialist/Assistant Tight Ends.....	2023
	Run Game Specialist/Asst. Offensive Line	2024-
Pannunzio, Joe	Director of Team Development	2019-20
	Assistant Special Teams Coordinator	2021-
Parker, Christian	Passing Game Coordinator/DBs.....	2024-
Pasquale, Larry	Special Teams.....	1992-94
Patricia, Matt	Senior Defensive Assistant	2023-
Patullo, Kevin	Passing Game Coordinator	2021-22
	Passing Game Coordinator/Associate H.C.	2023-
Payton, Sean	Quarterbacks	1997-98
Pederson, Doug	Offensive Quality Control.....	2009-10
	Quarterbacks.....	2011-12
	Head Coach	2016-20
Peelle, Justin	Assistant Tight Ends	2013-14
	Tight Ends.....	2015-20
Peterson, Carl	Tight Ends.....	1976-77
Phillips, Spencer	Off. Quality Control/Asst. Quarterbacks	2018
	Assistant Quarterbacks.....	2019
Phillips, Wade	Defensive Coordinator/Linebackers.....	1986-88
Plumb, Ted	Assistant Head Coach/Offense	1986-89
Putnam, Duane	Offensive Line	1976-78

R		
Coach	Title	Years
Rallis, Nick	Linebackers	2021-22
Ralston, John	Offensive Coordinator	1978
Rath, Ted	Director of Sports Performance.....	2020
	Vice President of Player Performance	2021-23
Rauch, John	Quarterbacks.....	1971-72
Reagan, Frank	Assistant Coach.....	1952-53
Reed, Mike	Defensive Assistant/Quality Control.....	2003-06
Reich, Frank	Offensive Coordinator	2016-17
Reid, Andy	Head Coach	1999-2012
Rhodes, Ray	Head Coach	1995-98
Richardson, Jess	Defensive Line.....	1971-72
Rivera, Ron	Linebackers	1999-2003
Roberts, Al	Special Teams.....	1988-90
Rocker, Tracy	Defensive Line.....	2021-23
Roland, Johnny	Running Backs.....	1976-78
Rubin, Barry	Strength and Conditioning Assistant.....	2008-09
	Strength and Conditioning	2010-12

Rust, Rod	Linebackers	1976-77
Ryan, Buddy	Head Coach	1986-90

S		
Coach	Title	Years
Sandusky, John	Offensive Line	1973-75
Scangarello, Rich	Senior Offensive Assistant.....	2020
Schwartz, Jim	Defensive Coordinator.....	2016-20
Scovil, Doug	Quarterbacks.....	1986-89
Scudder, Tyler	Defensive Assistant.....	2022
	Assistant Linebackers	2023
	Defensive Quality Control.....	2024-
	Special Teams Quality Control	2006
	Special Teams Coordinator	2007-08
	Defensive Line.....	2009-10
Shaw, Buck	Head Coach	1958-60
Shaw, David	Offensive Assistant.....	1997
Shuey, Bill	Offensive Assistant/Quality Control.....	2003-06
	Defensive Assistant/Quality Control.....	2007
	Linebackers	2008-10
Shurmur, Pat	Tight Ends.....	1999-2001
	Quarterbacks.....	2002-08
	Offensive Coordinator	2013-15
	Interim Head Coach	2015
Singleton, Jemal	Running Backs/Assistant Head Coach.....	2021-
Sirianni, Nick	Head Coach.....	2021-
Skorich, Nick	Line	1958-60
	Head Coach	1961-63
Smith, Brian	Assistant Linebackers.....	2015
Smith, Danny	Special Teams.....	1995-96
	Defensive Backs.....	1997-98
Smith, Otis	Assistant Secondary.....	2008
Spagnuolo, Steve	Defensive Asst/Quality Control.....	1999-2000
	Defensive Backs.....	2001-03
	Linebackers	2004-06
Staley, Duce	Special Teams Quality Control	2011-12
	Running Backs	2013-17
	Assistant Head Coach/Running Backs	2018-20
Stanfel, Dick	Offensive Line	1964-70
Steichen, Shane	Offensive Coordinator	2021-22
Stewart, Brian	Special Assistant/Defense	2009
Stiles, Lynn	Tight Ends/Special Teams.....	1979-81
Stoutland, Jeff	Offensive Line	2013-17
	Run Game Coordinator/Offensive Line	2018-
Stuber, Abe	Backfield	1955

T		
Coach	Title	Years
Tanney, Alex	Offensive Quality Control.....	2021
	Asst. Quarterbacks/Offensive Assistant.....	2022
	Quarterbacks.....	2023
Taylor, Press	Offensive Quality Control.....	2013-17
	Quarterbacks.....	2018-19
	Passing Game Coordinator/QBs	2020
Thomas, Emmitt	Defensive Coordinator.....	1995-98
Thomas, Stephen	Defensive Quality Control.....	2015
Thomason, Bobby	Quarterbacks.....	1957
Thompson, Luke	Assistant Special Teams	2019-20
Toub, Dave	Special Teams Quality Control	2001-2003
Trgovac, Mike	Defensive Line.....	1995-98
Trimble, Jim	Assistant Coach.....	1951
	Head Coach	1952-55



U

<u>Coach</u>	<u>Title</u>	<u>Years</u>
Undlin, Cory	Defensive Backs.....	2015-19
Urban, James	Offensive Assistant/Quality Control.....	2007-08
	Quarterbacks.....	2009-10

V

<u>Coach</u>	<u>Title</u>	<u>Years</u>
Valero, Kyle	Offensive Assistant.....	2024-
Van Buren, Steve	Backfield.....	1952
Vasso, Dino	Def. Quality Control/Asst. Secondary.....	2016-18
	Assistant Secondary.....	2019
	Assistant Coordinator/Defense.....	2020
Vechiarella, Jim	Linebackers.....	1991-94
Vermeil, Dick	Head Coach.....	1976-82
Vitt, Joe	Linebackers.....	1995-98

W

<u>Coach</u>	<u>Title</u>	<u>Years</u>
Wagner, Ben	Assistant Strength and Conditioning.....	2016-23
	Associate Head Strength & Conditioning.....	2024-
Walch, Carson	Assistant Wide Receivers.....	2018
	Wide Receivers.....	2019
Walsh, Bill	Offensive Line.....	1987-91
Walters, Trent	Secondary.....	2004-07
Washburn, Jeremiah	Senior Defensive Assistant.....	2020-21
	Defensive Ends/Outside Linebackers.....	2022-
Washburn, Jim	Defensive Line.....	2011-12
Wampfler, Jerry	Defensive Line.....	1973-75
	Offensive Line.....	1979-83
Wessel, Joe	Special Teams.....	1997
Whipple, Mark	Offensive Assistant.....	2008
Williams, Jerry	Assistant.....	1958-63
	Head Coach.....	1969-71
Williams, Jim	Strength and Conditioning.....	1991-94
Williams, Ronell	Nickels.....	2023
	Asst. Linebackers/Def. Quality Control.....	2024-
Williams, Ted	Tight Ends.....	1995-96
	Running Backs.....	1997-2012
	Tight Ends.....	2013-14
Wilson, Chris	Defensive Line.....	2016-18
Wilson, Dennard	Defensive Backs.....	2021
	Def. Passing Game Coordinator/DBs.....	2022
Wolf, Mike	Strength and Conditioning.....	1995-2009
Wood, Dick	Offensive Coordinator.....	1983
	Running Backs.....	1991-94
Woods, Dustin	Associate Strength and Conditioning.....	2021-23
	Interpersonal Performance Dir./Associate	
	Strength and Conditioning Coach.....	2024-
Wray, Lud	Head Coach.....	1933-35

Y

<u>Coach</u>	<u>Title</u>	<u>Years</u>
Yelk, Tyler	Head Coach Quality Control.....	2024-

Z

<u>Coach</u>	<u>Title</u>	<u>Years</u>
Zampese, Ken	Offensive Assistant.....	1998
Zilly, Jack	Running Backs/Special Teams.....	1970-72
Zordich, Michael	Defensive Quality Control.....	2010
	Secondary/Safeties.....	2011-12



2024

Rd	No	Player	Pos	College
1	22	Quinyon Mitchell	CB	Toledo
2	40	Cooper DeJean	DB	Iowa
3	94	Jalyx Hunt	OLB	Houston Christian
4	127	Will Shipley	RB	Clemson
5	152	Ainias Smith	WR	Texas A&M
5	155	Jeremiah Trotter Jr.	LB	Clemson
5	172	Trevor Keegan	G	Michigan
6	185	Johnny Wilson	WR	Florida State
6	190	Dylan McMahon	G/C	NC State

2023

Rd	No	Player	Pos	College
1	9	Jalen Carter	DT	Georgia
1	30	Nolan Smith	LB	Georgia
2	65	Tyler Steen	G	Alabama
3	66	Sydney Brown	S	Illinois
4	105	Kelee Ringo	CB	Georgia
6	188	Tanner McKee	QB	Stanford
7	249	Moro Ojomo	DT	Texas

2022

Rd	No	Player	Pos	College
1	13	Jordan Davis	DT	Georgia
2	51	Cam Jurgens	C/G	Nebraska
3	83	Nakobe Dean	LB	Georgia
6	181	Kyron Johnson	LB	Kansas
6	198	Grant Calcaterra	TE	Southern Methodist

2021

Rd	No	Player	Pos	College
1	10	DeVonta Smith	WR	Alabama
2	37	Landon Dickerson	C	Alabama
3	73	Milton Williams	DT	Louisiana Tech
4	123	Zech McPhearson	CB	Texas Tech
5	150	Kenneth Gainwell	RB	Memphis
6a	189	Marlon Tuipulotu	DT	USC
6b	191	Tarron Jackson	DE	Coastal Carolina
6c	224	JaCoby Stevens	LB	LSU
7	234	Patrick Johnson	LB	Tulane

2020

Rd	No	Player	Pos	College
1	21	Jalen Reagor	WR	TCU
2	53	Jalen Hurts	QB	Oklahoma
3	103	Davion Taylor	LB	Colorado
4a	127	K'Von Wallace	S	Clemson
4b	145	Jack Driscoll	T	Auburn
5	168	John Hightower	WR	Boise State
6a	196	Shaun Bradley	LB	Temple
6b	200	Quez Watkins	WR	Southern Miss.
6c	210	Prince Tega Wanogho	T	Auburn
7	233	Casey Toohill	DE	Stanford

2019

Rd	No	Player	Pos	College
1	22	Andre Dillard	T	Washington St.
2a	53	Miles Sanders	RB	Penn St.
2b	57	J.J. Arcega-Whiteside	WR	Stanford
4	138	Shareef Miller	DE	Penn St.
5	167	Clayton Thorson	QB	Northwestern

2018

Rd	No	Player	Pos	College
2	49	Dallas Goedert	TE	South Dakota St.
4a	125	Avonte Maddox	CB	Pittsburgh
4b	130	Josh Sweat	DE	Florida St.
6	206	Matt Pryor	G/T	TCU
7	233	Jordan Mailata	T	---

2017

Rd	No	Player	Pos	College
1	14	Derek Barnett	DE	Tennessee
2	43	Sidney Jones	CB	Washington
3	99	Rasul Douglas	CB	West Virginia
4a	118	Mack Hollins	WR	North Carolina
4b	132	Donnel Pumphrey	RB	San Diego St.
5a	166	Shelton Gibson	WR	West Virginia
5b	184	Nathan Gerry	LB	Nebraska
6	214	Elijah Qualls	DT	Washington

2016

Rd	No	Player	Pos	College
1	2	Carson Wentz	QB	North Dakota St.
3	79	Isaac Seumalo	G	Oregon State
5a	153	Wendell Smallwood	RB	West Virginia
5b	164	Halapoulivaati Vaitai	T	TCU
6	196	Blake Countess	S	Auburn
7a	233	Jalen Mills	CB	LSU
7b	240	Alex McCalister	DE	Florida
7c	251	Joe Walker	LB	Oregon

2015

Rd	No	Player	Pos	College
1	20	Nelson Agholor	WR	USC
2	47	Eric Rowe	CB	Utah
3	84	Jordan Hicks	LB	Texas
6a	191	JaCorey Shepherd	CB	Kansas
6b	196	Randall Evans	CB	Kansas St.
7	237	Brian Mihalik	DE	Boston College

2014

Rd	No	Player	Pos	College
1	26	Marcus Smith	LB	Louisville
2	42	Jordan Matthews	WR	Vanderbilt
3	86	Josh Huff	WR	Oregon
4	101	Jaylen Watkins	DB	Florida
5a	141	Taylor Hart	DE	Oregon
5b	162	Ed Reynolds	S	Stanford
7	224	Beau Allen	DT	Wisconsin

2013

Rd	No	Player	Pos	College
1	4	Lane Johnson	T	Oklahoma
2	35	Zach Ertz	TE	Stanford
3	67	Bennie Logan	DT	LSU
4	98	Matt Barkley	QB	USC
5	136	Earl Wolff	S	North Carolina St.
7a	212	Joe Kruger	DE	Utah
7b	218	Jordan Poyer	CB	Oregon St.
7c	239	David King	DE	Oklahoma

2012

Rd	No	Player	Pos	College
1	12	Fletcher Cox	DT	Mississippi St.
2a	46	Mychal Kendricks	LB	California
2b	59	Vinny Curry	DE	Marshall



3	88	Nick Foles	QB	Arizona
4	123	Brandon Boykin	CB	Georgia
5	153	Dennis Kelly	T	Purdue
6a	194	Marvin McNutt	WR	Iowa
6b	200	Brandon Washington	G	Miami (FL)
7	229	Bryce Brown	RB	Kansas St.

3a	87	Stewart Bradley	LB	Nebraska
3b	90	Tony Hunt	RB	Penn St.
5a	159	C.J. Gaddis	S	Clemson
5b	162	Brent Celek	TE	Cincinnati
6	201	Rashad Barksdale	CB	Albany
7	236	Nate Ilaoa	RB	Hawaii

2011

Rd	No	Player	Pos	College
1	23	Danny Watkins	G	Baylor
2	54	Jaiquawn Jarrett	S	Temple
3	90	Curtis Marsh	CB	Utah St.
4a	116	Casey Matthews	LB	Oregon
4b	120	Alex Henery	K	Nebraska
5a	149	Dion Lewis	RB	Pittsburgh
5b	161	Julian Vandervelde	G	Iowa
6a	191	Jason Kelce	C	Cincinnati
6b	193	Brian Rolle	LB	Ohio St.
7a	237	Greg Lloyd	LB	Connecticut
7b	240	Stanley Havili	RB	USC

2006

Rd	No	Player	Pos	College
1	14	Brodrick Bunkley	DT	Florida St.
2	39	Winston Justice	T	USC
3	71	Chris Gocong	LB	Cal St. Poly
4a	99	Max Jean-Gilles	G	Georgia
4b	109	Jason Avant	WR	Michigan
5a	147	Jeremy Bloom	WR	Colorado
5b	168	Omar Gaither	LB	Tennessee
6	204	LaJuan Ramsey	DT	USC

2005

Rd	No	Player	Pos	College
1	31	Mike Patterson	DT	USC
2a	35	Reggie Brown	WR	Georgia
2b	63	Matt McCoy	LB	San Diego St.
3	77	Ryan Moats	RB	Louisiana Tech
4a	102	Sean Considine	S	Iowa
4b	126	Todd Herremans	T	Saginaw Valley St.
5a	146	Trent Cole	LB	Cincinnati
5b	172	Scott Young	G	BYU
6	211	Calvin Armstrong	T	Washington St.
7a	247	Keyonta Marshall	DT	Grand Valley St.
7b	252	David Bergeron	LB	Stanford

2010

Rd	No	Player	Pos	College
1	13	Brandon Graham	DE	Michigan
2	37	Nate Allen	S	South Florida
3	86	Daniel Te'o-Nesheim	DE	Washington
4a	105	Trevar Lindley	CB	Kentucky
4b	121	Keenan Clayton	LB	Oklahoma
4c	122	Mike Kafka	QB	Northwestern
4d	125	Clay Harbor	TE	Missouri St.
5a	134	Ricky Sapp	DE	Clemson
5b	159	Riley Cooper	WR	Florida
6	200	Charles Scott	RB	LSU
7a	220	Jamar Chaney	LB	Mississippi St.
7b	243	Jeff Owens	DT	Georgia
7c	244	Kurt Coleman	S	Ohio St.

2004

Rd	No	Player	Pos	College
1	16	Shawn Andrews	T	Arkansas
3	89	Matt Ware	CB	UCLA
4a	129	J.R. Reed	S	South Florida
4b	131	Trey Darilek	G/T	UTEP
5	162	Thomas Tapeh	FB	Minnesota
6a	185	Andrew Hall	QB	Delaware
6b	192	Dexter Wynn	CB	Colorado St.
7a	227	Adrien Clarke	G	Ohio St.
7b	242	Bruce Perry	RB	Maryland
7c	243	Dominic Furio	C	UNLV

2009

Rd	No	Player	Pos	College
1	19	Jeremy Maclin	WR	Missouri
2	53	LeSean McCoy	RB	Pittsburgh
5a	153	Cornelius Ingram	TE	Florida
5b	157	Macho Harris	CB	Virginia Tech
5c	159	Fenuki Tupou	T	Oregon
6	194	Brandon Gibson	WR	Washington St.
7a	213	Paul Fanaika	G	Arizona St.
7b	230	Moise Fokou	LB	Maryland

2003

Rd	No	Player	Pos	College
1	15	Jerome McDougle	DE	Miami (FL)
2	61	L.J. Smith	TE	Rutgers
3	95	Billy McMullen	WR	Virginia
4	131	Jamaal Green	DE	Miami (FL)
6	185	Jeremy Bridges	G/T	Southern Miss
7	244	Norman LeJeune	S	LSU

2008

Rd	No	Player	Pos	College
2a	47	Trevor Laws	DT	Notre Dame
2b	49	DeSean Jackson	WR	California
3	80	Bryan Smith	DE	McNeese St.
4a	109	Mike McGlynn	G	Pittsburgh
4b	117	Quintin Demps	S	UTEP
4c	131	Jack Ikegwuonu	CB	Wisconsin
6a	184	Mike Gibson	G	California
6b	200	Joe Mays	LB	North Dakota St.
6c	203	Andy Studebaker	LB	Wheaton
7	230	King Dunlap	T	Auburn

2002

Rd	No	Player	Pos	College
1	26	Lito Sheppard	CB	Florida
2a	58	Michael Lewis	S	Colorado
2b	59	Sheldon Brown	CB	South Carolina
3	91	Brian Westbrook	RB	Villanova
4	124	Scott Peters	C/G	Arizona St.
5	162	Freddie Milons	WR	Alabama
6	198	Tyreo Harrison	LB	Notre Dame
7	238	Raheem Brock	DE	Temple

2007

Rd	No	Player	Pos	College
2a	36	Kevin Kolb	QB	Houston
2b	57	Victor Abiamiri	DE	Notre Dame



2001

Rd	No	Player	Pos	College
1	25	Freddie Mitchell	WR	UCLA
2	55	Quinton Caver	LB	Arkansas
3	63	Derrick Burgess	DE	Ole Miss
4	121	Correll Buckhalter	RB	Nebraska
5a	147	Tony Stewart	TE	Penn St.
5b	155	A.J. Feeley	QB	Oregon

2000

Rd	No	Player	Pos	College
1	6	Corey Simon	DT	Florida St.
2a	36	Todd Pinkston	WR	Southern Miss
2b	61	Bobbie Williams	G	Arkansas
4	99	Gari Scott	WR	Michigan St.
6a	171	Thomas Hamner	RB	Minnesota
6b	178	John Frank	DE	Utah
6c	192	John Romero	C	California

1999

Rd	No	Player	Pos	College
1	2	Donovan McNabb	QB	Syracuse
2	35	Barry Gardner	LB	Northwestern
3	64	Doug Brzezinski	G	Boston College
4a	97	John Welbourn	T	California
4b	128	Damon Moore	DB	Ohio St.
4c	130	Na Brown	WR	North Carolina
6a	172	Cecil Martin	RB	Wisconsin
6b	201	Troy Smith	WR	East Carolina
7a	208	Jed Weaver	TE	Oregon
7b	251	Pernell Davis	DT	UAB

1998

Rd	No	Player	Pos	College
1	11	William Thomas	T	Florida St.
3a	72	Jeremiah Trotter	LB	Stephen F. Austin
3b	85	Allen Rossum	DB	Notre Dame
4a	112	Brandon Whiting	DT	California
4b	116	Clarence Love	DB	Toledo
5	142	Ike Reese	LB	Michigan St.
7a	220	Chris Akins	DT	Texas
7b	240	Melvin Thomas	G	Colorado

1997

Rd	No	Player	Pos	College
1	25	Jon Harris	DE	Virginia
2	57	James Darling	LB	Washington St.
3	71	Duce Staley	RB	South Carolina
4	119	Damien Robinson	DB	Iowa
5a	152	N.D. Kalu	DE	Rice
5b	155	Luther Broughton	TE	Furman
6a	190	Antwuan Wyatt	WR	Bethune Cookman
6b	198	Edward Jasper	DT	Texas A&M
7a	207	Koy Detmer	QB	Colorado
7b	225	Byron Capers	DB	Florida St.
7c	227	Deauntae Brown	DB	Central St. (OH)

1996

Rd	No	Player	Pos	College
1	25	Jermane Mayberry	T	Tx. A&M Kingsville
2a	54	Jason Dunn	TE	Eastern Kentucky
2b	61	Brian Dawkins	DB	Clemson
3	85	Bobby Hoying	QB	Ohio St.
4	121	Ray Farmer	LB	Duke
5a	147	Whit Marshall	LB	Georgia

6a	194	Steve White	LB	Tennessee
6b	197	Tony Johnson	TE	Alabama
6c	199	Phillip Riley	WR	Florida St.

1995

Rd	No	Player	Pos	College
1	7	Mike Mamula	DE	Boston College
2a	50	Bobby Taylor	DB	Notre Dame
2b	58	Barrett Brooks	T	Kansas St.
3a	72	Greg Jefferson	DE	Central Florida
3b	78	Chris T. Jones	WR	Miami (FL)
4	119	Dave Barr	QB	California
6	208	Fred McCrary	RB	Mississippi St.
7a	210	Kevin Bouie	RB	Mississippi St.
7b	248	Howard Smothers	T	Bethune Cookman

1994

Rd	No	Player	Pos	College
1	14	Bernard Williams	T	Georgia
2a	37	Bruce Walker	DT	UCLA
2b	42	Charlie Garner	RB	Tennessee
3a	77	Joe Panos	G	Wisconsin
3b	103	Eric Zomalt	DB	California
5	144	Marvin Goodwin	DB	UCLA
6a	174	Ryan McCoy	LB	Houston
6b	193	Mitch Berger	P	Colorado
7	206	Mark Montgomery	RB	Wisconsin

1993

Rd	No	Player	Pos	College
1a	19	Lester Holmes	T	Jackson St.
1b	24	Leonard Renfro	DT	Colorado
2	50	Victor Bailey	WR	Missouri
3a	75	Derrick Frazier	DB	Texas A&M
3b	77	Mike Reid	DB	North Carolina St.
6	163	Derrick Oden	LB	Alabama
7	190	Joey Mickey	TE	Oklahoma
8	217	Doug Skene	T	Michigan

1992

Rd	No	Player	Pos	College
2	48	Siran Stacy	RB	Alabama
3	75	Tommy Jeter	DT	Texas
4a	92	Tony Brooks	RB	Notre Dame
4b	102	Casey Weldon	QB	Florida St.
5	129	Corey Barlow	DB	Auburn
6	160	Jeff Sydnor	WR	Hawaii
7	187	William Boatwright	G	Virginia Tech
8	214	Chuck Bullough	LB	Michigan St.
9	241	Ephesians Bartley	LB	Florida
10	272	Mark McMillian	DB	Alabama
11	299	Pumpy Tudors	P	UT Chattanooga
12	326	Brandon Houston	T	Oklahoma

1991

Rd	No	Player	Pos	College
1	8	Antone Davis	T	Tennessee
2	48	Jesse Campbell	DB	North Carolina St.
3	75	Rob Selby	T	Auburn
4	104	William Thomas	LB	Texas A&M
5	131	Craig Erickson	QB	Miami (FL)
6	156	Andy Harmon	DE	Kent St.
7	187	James Joseph	RB	Auburn
8	216	Scott Kowalkowski	LB	Notre Dame
9	242	Chuck Weatherspoon	RB	Houston



10	271	Eric Harmon	G	Clemson
11	298	Mike Flores	DE	Louisville
12	327	Darrell Beavers	DB	Morehead St.

1990

Rd	No	Player	Pos	College
1	22	Ben Smith	DB	Georgia
2	50	Mike Bellamy	WR	Illinois
3	77	Fred Barnett	WR	Arkansas St.
5	133	Calvin Williams	WR	Purdue
6	162	Kevin Thompson	DB	Oklahoma
7	189	Terry Strouf	T	UW La Crosse
8	217	Curt Dukus	T	Oregon
9	244	Cecil Gray	DT	North Carolina
10	273	Orlando Adams	DT	Jacksonville St.
11a	294	John Hudson	C	Auburn
11b	300	Tyrone Watson	WR	Tennessee St.
12	327	Judd Garrett	RB	Princeton

1989

Rd	No	Player	Pos	College
2	49	Jessie Small	LB	Eastern Kentucky
3a	76	Robert Drummond	RB	Syracuse
3b	81	Britt Hager	LB	Texas
6	162	Heath Sherman	RB	Texas A&I

1988

Rd	No	Player	Pos	College
1	13	Keith Jackson	TE	Oklahoma
2	30	Eric Allen	DB	Arizona St.
3	64	Matt Patchan	T	Miami (FL)
5	122	Eric Everett	DB	Texas Tech
6a	149	Don McPherson	QB	Syracuse
6b	160	Rob Sterling	DB	Miami (FL)
7	176	Todd White	WR	Cal St.-Fullerton
8	207	David Smith	RB	W. Kentucky
10	261	Joe Schuster	DT	Iowa
11	288	Izel Jenkins	DB	North Carolina St.
12	319	Steve Kaufusi	DE	BYU

1987

Rd	No	Player	Pos	College
1	9	Jerome Brown	DT	Miami (FL)
3	65	Ben Tamburello	C	Auburn
4	93	Byron Evans	LB	Arizona
5	121	David Alexander	G	Tulsa
6a	149	Ron Moten	LB	Florida
6b	158	Chris Pike2	DT	Tulsa
7	177	Brian Williams	T	Central Michigan
9	232	Ken Lambiotte	QB	William & Mary
10	260	Paul Carberry	DT	Oregon St.
12	316	Bobby Morse	RB	Michigan St

1987 SUPPLEMENTAL DRAFT

4		Cris Carter	WR	Ohio St.
---	--	-------------	----	----------

1986

Rd	No	Player	Pos	College
1	10	Keith Byars	RB	Ohio St.
2a	37	Anthony Toney	RB	Texas A&M
2b	48	Alonzo Johnson	LB	Florida
4	106	Matt Darwin	C	Texas A&M
5a	121	Ray Criswell	P	Florida
5b	128	Dan McMillen	DE	Colorado
6	149	Bob Landsee	C	Wisconsin
7a	169	Corn Reddick	WR	Cal St.-Fullerton

7b	176	Lee Byron	LB	Ohio St.
8	208	Seth Joyner	LB	UTEP
9	233	Clyde Simmons	DE	Western Carolina
10	261	Taivale Tautalatasi	RB	Washington St.
11	288	Steve Bogdalek	G	Michigan St.
12a	315	Reggie Singletary	DE	North Carolina St.
12b	325	Bob Howard	RB	Indiana

1986 SUPPLEMENTAL DRAFT

7		Charles Crawford	RB	Oklahoma St.
---	--	------------------	----	--------------

1985

Rd	No	Player	Pos	College
1	9	Kevin Allen	T	Indiana
2	37	Randall Cunningham	QB	UNLV
4	93	Greg Naron	G	North Carolina
5	121	Dwayne Jiles	LB	Texas Tech
6	156	Ken Reeves	T	Texas A&M
8	205	Tom Polley	LB	UNLV
9a	231	Dave Toub	C	UTEP
9b	233	Joe Drake	DT	Arizona
10	261	Mark Klesko	DB	William & Mary
11	289	Herman Hunter	RB	Tennessee St.
12	317	Todd Russell	DB	Boston College

1984

Rd	No	Player	Pos	College
1	4	Kenny Jackson	WR	Penn St.
3	60	Rusty Russell	T	South Carolina
4	88	Evan Cooper	DB	Michigan
5	116	Andre Hardy	RB	St. Mary's (CA)
6	145	Scott Raridon	T	Nebraska
7	172	Joe Hayes	RB	Central St. (OH)
8	200	Manny Matsakis	K	Capital
10	256	John Thomas	DB	TCU
11	284	John Robertson	T	East Carolina
12	312	Paul McFadden	K	Youngstown St.

1984 SUPPLEMENTAL DRAFT

1		Reggie White	DE	Tennessee
2		Daryl Goodlow	LB	Oklahoma
3		Thomas Carter	LB	San Diego St.

1983

Rd	No	Player	Pos	College
1	8	Michael Haddix	RB	Mississippi St.
2a	35	Wes Hopkins	DB	SMU
2b	46	Jody Schulz	LB	East Carolina
3	62	Glen Young	WR	Mississippi St.
4	89	Michael Williams	RB	Miss. College
5	120	Byron Darby	DT	USC
6	147	Victor Oatis	WR	N'Western St. (LA)
7a	174	Anthony Edgar	RB	Hawai'i
7b	182	Jon Schultheis	G	Princeton
8	201	Rich Kraynak	LB	Pittsburgh
9	232	Rich Pelzer	T	Rhode Island
10	258	Tom Strauthers	DE	Jackson St.
11	285	Steve Sebahar	C	Washington St.
12	312	David Mangrum	QB	Baylor

1982

Rd	No	Player	Pos	College
1	20	Mike Quick	WR	North Carolina St.
2	47	Lawrence Sampleton	TE	Texas
3	78	Vyto Kab	TE	Penn St.
4	105	Anthony Griggs	LB	Ohio St.
5	132	Dennis DeVaughn	DB	Bishop



6	159	Curt Grieve	WR	Yale
7	190	Harvey Armstrong	DT	SMU
8	217	Jim Fritzsche	T	Purdue
9	244	Tom Woodruff	WR	Fresno St.
11	301	Ron Ingram	WR	Oklahoma St.
12	328	Rob Taylor	T	Northwestern

1981

Rd	No	Player	Pos	College
1	27	Leonard Mitchell	DE	Houston
2	55	Dean Miraldi	G	Utah
3	82	Greg LaFleur	TE	LSU
4	110	Calvin Murray	RB	Ohio St.
7a	174	Alan Duncan	K	Tennessee
7b	192	Doak Field	LB	Baylor
9	247	Chuck Commiskey	C	Ole Miss
10	275	Hubie Oliver	RB	Arizona
11	303	Gail Davis	T	Virginia Union
12	331	Ray Ellis	DB	Ohio St

1980

Rd	No	Player	Pos	College
1	23	Roynell Young	DB	Alcorn St.
2	53	Perry Harrington	RB	Jackson St.
5	135	Nate Rivers	WR	South Carolina St.
6	161	Greg Murtha	T	Minnesota
7	188	Terrell Ward	DB	San Diego St
8	218	Mike Curcio	LB	Temple
9	245	Bob Harris	T	Bowling Green
11a	298	Lee Jukes	WR	North Carolina St.
11b	302	Thomas Brown	DE	Baylor
12	329	Howard Fields	DB	Baylor

1979

Rd	No	Player	Pos	College
1	21	Jerry Robinson	LB	UCLA
2	48	Pete Perot	G	N'Western St. (LA)
3	74	Tony Franklin	K	Texas A&M
4	94	Ben Cowlins	RB	Arkansas
5	126	Scott Fitzkee	WR	Penn St.
7a	178	Don Swafford	T	Florida
7b	185	Curtis Bunche	DE	Albany St.
8a	196	Chuck Correal	C	Penn St.
8b	211	Max Runager	P	South Carolina
11	296	Al Chesley	LB	Pittsburgh

1978

Rd	No	Player	Pos	College
3	66	Reggie Wilkes	LB	Georgia Tech
4	92	Dennis Harrison	DT	Vanderbilt
5	130	Norris Banks	RB	Kansas
7	186	Greg Marshall	DT	Oregon St.
9	230	Charlie Williams	DB	Jackson St.
11	288	Billy Campfield	RB	Kansas
12	315	Mark Slater	C	Minnesota

1977

Rd	No	Player	Pos	College
5	119	Skip Sharp	DB	Kansas
6a	145	Kevin Russell	DB	Tennessee St.
6b	154	Wilbert Montgomery	RB	Abilene Christian
6c	158	Martin Mitchell	DB	Tulane
7	175	Charlie Johnson	DT	Colorado
8	202	Cleveland Franklin	RB	Baylor
9	229	T.J. Humphreys	G	Arkansas St.

10	259	John Mastronardo	WR	Villanova
11a	283	Rocco Moore	T	Western Michigan
11b	286	Mike Cordova	QB	Stanford

1976

Rd	No	Player	Pos	College
4	111	Mike Smith	DE	Florida
5	135	Greg Johnson	DT	Florida St.
6	165	Kirk Johnson	T	Howard Payne
7	191	Carl Hairston	DE	UM Eastern Shore
8	216	Richard La Fargue	C	Arkansas
9a	247	Mike Hogan	RB	UT Chattanooga
9b	248	Richard Osbourne	TE	Texas A&M
10	273	Herb Lusk	RB	Long Beach St.
11	300	Mike Gilbert	DT	San Diego St.
13a	353	Terry Tautolo	LB	UCLA
13b	358	Steve Ebbecke	DB	Villanova
14	385	Melvin Shy	DB	Tennessee St.
15	412	Brett White	K	UCLA
16	439	Steve Campassi	RB	Kentucky
17	470	Anthony Terry	CB	UC Davis

1975

Rd	No	Player	Pos	College
7	167	Bill Capraun	T	Miami (FL)
8	198	Jeff Bleamer	T	Penn St.
10	248	Ken Schroy	DB	Maryland
11	273	Keith Rowen	G	Stanford
12	298	Richard Pawlewicz	RB	William & Mary
13	324	Tom Ehlers	LB	Kentucky
14	358	Larry O'Rourke	DT	Ohio St.

1974

Rd	No	Player	Pos	College
3	63	Mitch Sutton	DT	Kansas
4	89	Frank LeMaster	LB	Kentucky
5a	106	Jim Cagle	DT	Georgia
5b	115	Keith Krepfle	TE	Iowa St.
7	167	Willie Cullars	DE	Kansas St.
8	193	Robert Woods	LB	Howard Payne
9	219	Mark Sheridan	WR	Holy Cross
10	245	Phil Polak	RB	Bowling Green
11	271	Bill Brittain	C	Kansas St.
12	297	Artimus Parker	DB	USC
13	323	Lars Ditlev	DE	S. Dakota Tech
14	349	Dave Smith	LB	Oklahoma
15	375	Sid Bond	T	TCU
16	401	Jim Smith	LB	Monmouth
17	427	Cliff Brown	DB	Notre Dame

1973

Rd	No	Player	Pos	College
1a	3	Jerry Sisemore	T	Texas
1b	6	Charle Young	TE	USC
2	28	Guy Morriss	T	TCU
3	55	Randy Logan	TE	Michigan
6	132	Bob Picard	WR	E. Washington
7	159	William Wynn	DE	Tennessee St.
8	184	Dan Litner	DB	Indiana
9	211	John Nokes	LB	Northern Illinois
11	263	Gary Van Elst	DT	Michigan St.
12	288	Joe Lavender	DB	San Diego St.
13	315	Stan Davis	WR	Memphis St.
14	340	Ralph Sacra	T	Texas A&M
15	367	Ken Schlezes	DB	Notre Dame



16	391	Frank Dowsing	DB	Mississippi St.
17	419	Greg Oliver	RB	Trinity (TX)

1972

Rd	No	Player	Pos	College
1	14	John Reaves	QB	Florida
2	37	Dan Yockum	T	Syracuse
3a	68	Tom Luken	G	Purdue
3b	76	Bobby Majors	DB	Tennessee
4	92	Ronald "Po" James	RB	New Mexico St.
6	144	Vern Winfield	G	Minnesota
7	170	Will Foster	LB	Eastern Michigan
8	196	Larry Ratcliff	RB	Eastern Michigan
9	222	Pat Gibbs	DB	Lamar
10	248	John Bunting	LB	North Carolina
11	274	Dennis Sweeney	DE	Western Michigan
12	300	Don Zimmerman	WR	NE Louisiana
13	326	Preston Carpenter	LB	Ole Miss
14	352	Bill T. Overmeyer	LB	Ashland
15	378	Tom Sullivan	RB	Miami (FL)
16	404	Steve Bielenberg	LB	Oregon St.
17	430	Tom Nash	RB	Georgia

1971

Rd	No	Player	Pos	College
1	5	Richard Harris	DE	Grambling
2	50	Henry Allison	G	San Diego St.
4	83	Happy Feller	K	Texas
5	106	Tom Shellabarger	T	San Diego St.
6a	133	Jackie Smith	DB	Troy St.
6b	154	Wyck Neely	DB	Ole Miss
7	161	Harold Carmichael	WR	Southern
8	185	Leonard Gotshalk	T	Humboldt St.
9	211	Len Pettigrew	LB	Ashland
10	256	Tom Bailey	RB	Florida St.
11	264	Al Davis	RB	Tennessee St.
12	289	Rich Saathott	DT	Northern Arizona
13	317	Danny Lester	DB	Texas
14	342	Bob Creech	LB	TCU
15	367	Ed Fisher	T	Prairie View
16	395	Bruce James	LB	Arkansas
17	420	John Sage	LB	LSU

1970

Rd	No	Player	Pos	College
1	6	Steve Zabel	TE/LB	Oklahoma
2	34	Ray Jones	DB	Southern
3	59	Lee Bouggress	RB	Louisville
7	158	Terry Brennan	T	Notre Dame
8	190	Ira Gordon	T	Kansas St.
9	215	David King	LB	Stephen F. Austin
10	240	Steve Jaggard	DB	Memphis St.
11	268	Billy Walik	DB/WR	Villanova
12	293	Robert Jones	DT	Grambling
13	318	Richard Stevens	T	Baylor
14	346	Mark Moseley	K	Stephen F. Austin
15	371	John Carlos	WR	San Jose St.
16	386	Tuufuli Upersa	T	Montana
17	424	Mike Sizelove	TE	Idaho

1969

Rd	No	Player	Pos	College
1	3	Leroy Keyes	RB	Purdue
2	28	Ernie Calloway	LB	Texas Southern
3	69	Bill Bradley	DB	Texas

4	80	Bob Kuechenberg	G	Notre Dame
5	107	Jim Anderson	G	Missouri
6	132	Dick Barnhorst	TE	Xavier
7	159	Mike Schmeising	RB	St. Olaf
8	184	Bill Hobbs	LB	Texas A&M
9a	211	Kent Lawrence	FL	Georgia
9b	218	Lynn Buss	LB	Wisconsin
10a	236	Sonny Wade	QB	Emory & Henry
10b	243	Donnie Shanklin	RB	Kansas
11	263	Jim Marcum	DB	Arlington St.
12	288	Gary Adams	DB	Arkansas
13	314	Wade Key	TE	SW Texas St.
14	340	Jim Ross	T	Bishop
15	367	Leon Angevine	WR	Penn St.
16	392	Tom McClinton	DB	Southern
17	419	Bob Haak	T	Linfield

1968

Rd	No	Player	Pos	College
1	14	Tim Rossovich	DE	USC
2	39	Cyril Pinder	RB	Illinois
3	68	Adrian Young	LB	USC
4	95	Len McNeil	G	Fresno St.
5a	122	Mike Dirks	T	Wyoming
5b	124	Mark Nordquist	G	Pacific
6a	150	Thurman Randle	T	UTEP
6b	157	Dave Martin	DB	Notre Dame
7	178	Joe Przybycki	G	Michigan St.
8	204	Al Lavan	DB	Colorado St.
9	232	Mike Evans	C	Boston College
10	258	John Mallory	DB	West Virginia
11	286	Len Persin	DE	Boston College
12	312	Thurston Taylor	TE	Florida St.
13	340	George Barron	T	Mississippi St.
14	366	Dan Williamson	LB	West Virginia
15	394	Joe Graham	G	Tennessee
16	420	Phil Creel	T	N'Western St. (LA)
17a	448	Joe Forzani	LB	Utah St.
17b	459	Frank Antonini	RB	Parsons

1967

Rd	No	Player	Pos	College
1	19	Harry Jones	HB	Arkansas
2	44	John Brooks	G	Kent St.
3	68	Harry Wilson	HB	Nebraska
4	99	Chuck Hughes	FL	UTEP
5a	114	Bob Van Pelt	C	Indiana
5b	125	Dick Absher	TE	Maryland
6	153	Bob Hughes	DE	Jackson St.
7a	174	John Williams	DB	San Diego St.
7b	178	Bob Crenshaw	G	New Mexico St.
8	203	Don Klacking	FB	Wyoming
9	231	Harold Stancell	DB	Tennessee
10	256	Maurice Bates	DE	Northern St.
11	281	Omar Parker	G	Washington
12	309	Ben Monroe	QB	New Mexico
13	334	Bill Downs	DT	Louisville
14	358	Dick Kenney	K	Michigan St.
15	387	David Piche	T	McNeese St.
16	412	Lynn Baker	DB	Colorado
17	437	George Catavolos	DB	Purdue

1966

Rd	No	Player	Pos	College
1	4	Randy Beisler	DE	Indiana



2	20	Gary Pettigrew	DE	Stanford
3	36	Ben Hawkins	WR	Arizona St.
4	52	Frank Emanuel	LB	Tennessee
5	68	Dan Berry	HB	California
6a	84	Bob Sherlag	DB	Memphis St.
6b	89	Mel Tom	LB	San Jose St.
7	99	Dave Lince	E	North Dakota
8	114	John Mason	E	Stanford
9	129	Jim Todd	HB	Ball St.
10	144	John Osmond	C	Tulsa
11	159	Welford Walton	DE	Nevada
12	174	Bruce Van Dyke	G	Missouri
13	189	Jim Bohl	HB	New Mexico St.
14	204	Ron Medved	DB	Washington
15	219	Harry Day	T	Memphis St.
16	234	Arunas Vasys	LB	Notre Dame
17	249	Ike Kelly	LB	Ohio St.
18	264	Bill Moorer	C	Georgia Tech
19	279	Taft Reed	DB	Jackson St.
20a	294	Bill Risio	T	Boston College
20b	298	Gerald Circo	K	Chico St.

1965

Rd	No	Player	Pos	College
2	20	Ray Rissmiller	T	Georgia
3	35	Al Nelson	HB	Cincinnati
4	48	Fred Hill	E	USC
5	63	John Henderson	E	Michigan
6a	76	John Huarte	QB	Notre Dame
6b	77	Gary Garrison	E	San Diego St.
7	91	Erwin Will	T	Dayton
8	104	Al Piraino	T	Wisconsin
9	119	Floyd Hudlow	B	Arizona
10	132	Rick Redman	C	Washington
11	147	Louis James	HB	Texas Western
12	161	John Kuznieski	HB	Purdue
13	175	John Fouse	E	Arizona
14	188	Tom Longo	B	Notre Dame
15	203	Otis Taylor	B	Prairie View
16	216	Jim Gray	B	Toledo
17	231	Dave Austin	E	Georgia Tech
18	244	Bill Marcordes	E	Bradley
19	259	Charley Englehart	T	John Carroll
20	272	Bob Shann	E	Boston College

1964

Rd	No	Player	Pos	College
1	2	Bob Brown	T	Nebraska
2	16	Jack Concannon	QB	Boston College
4	46	Ray Kubala	C	Texas A&M
5	58	Mickey Babb	E/LB	Georgia
6	72	Al Denson	E	Florida A&M
7	86	Pete Coimarac	C	West Virginia
9	114	Larry Smith	B	Ole Miss
10	128	Tom Boris	B	Purdue
11	142	Bob Berry	QB	Oregon
12	156	John Sapinsky	T	William & Mary
13	170	Howard Kindig	C	Cal St. (LA)
14	184	Ernie Arizzi	B	Maryland
15	198	Bob Burrows	T	East Texas St.
16	212	Wilbert Radosovich	T	Wyoming
17	226	Mike Morgan	E	LSU
18	240	Israel Lang	B	Tennessee St.
19	254	Dick Bowe	T	Rice
20	268	Tommy Lucas	G	Ole Miss

1963

Rd	No	Player	Pos	College
1	4	Ed Budde	T	Michigan St.
2	18	Ray Mansfield	T	Washington
3a	32	Dave Crossan	G	Maryland
3b	40	Louis Guy	B	Ole Miss
7	88	Lee Roy Caffey	LB	Texas A&M
8a	102	Tom Woodeshick	B	West Virginia
8b	106	Gene Sykes	B	LSU
9	116	Dennis Ward	T	Oklahoma
10	130	Pete Liske	B	Penn St.
11	144	Ralph Heck	LB	Colorado
12	158	Roger Gill	B	Texas Tech
13	172	Joe Iacone	B	West Chester
14	186	Nate Ramsey	B	Indiana
15	200	George Heard	E	New Mexico
16	214	Ron Goodwin	B	Baylor
17	228	Gordon Rush	B	Tulane
18	242	Rudy Mathews	T	TCU
19	256	Mike Wasdovich	G	Indiana
20	270	Ben Rizzo	B	Miami (FL)

1962

Rd	No	Player	Pos	College
2	27	Pete Case	T	Georgia
3	40	Pat Holmes	T	Texas Tech
4	55	Bill Byrne	G	Boston College
6a	77	Gus Gonzales	G	Tulane
6b	83	John McGeever	HB	Auburn
7a	86	Jim Perkins	T	Colorado
7b	96	Frank Budd	B	Villanova
8	111	Ralph Smith	E	Ole Miss
9	124	Bob Butler	T	Kentucky
10	139	Jim Skaggs	G	Washington
11	152	George Horne	T	BYU
12	167	Larry Thompson	C	Tulane
13	180	George McKinney	B	Arkansas
14	195	Jim Schwab	E	Penn St.
15	208	Mike Woulfe	G	Colorado
16	223	Jerry Mazzanti	T	Arkansas
17	236	Mike Martin	T	Washington St.
18	251	Tom Larscheid	B	Utah St.
19	264	Harold Erickson	G	Georgia Tech
20	279	Ronald Turner	E	Wichita St.

1961

Rd	No	Player	Pos	College
1	14	Art Baker	FB	Syracuse
2	28	Bo Strange	C	LSU
3a	36	Jim Earl Wright	QB	Memphis St.
3b	42	Don Oakes	T	Virginia Tech
4	53	Dan Ficca	G	USC
6	84	Ben Balme	G	Yale
7	98	Irv Cross	B	Northwestern
8	112	Jim Beaver	G	Florida
9	126	Wayne Fontes	HB	Michigan St.
10	140	Luther Hayes	E	USC
11	154	L.E. Hicks	T	Florida
12	169	Billy Majors	B	Tennessee
13	182	Don Jonas	QB	Penn St.
14	196	Willie Fleming	HB	Iowa
15	210	Bobby Richards	T	LSU
16	224	G.W. Clapp	G	Auburn
17	238	Larry Lavery	T	Illinois



18	252	Nick Maravich	T	North Carolina St.
19	266	Dick Wilson	C	Penn St.
20	280	Jacque MacKinnon	B	Colgate

1960

Rd	No	Player	Pos	College
1	9	Ron Burton	HB	Northwestern
2	20	Maxie Baughan	C	Georgia Tech
3	31	Curt Merz	E	Iowa
4a	40	Ted Dean	B	Wichita St.
4b	45	Jack Cummings	QB	North Carolina
5	56	Don Norton	E	Iowa
6	67	Emmett Wilson	T	Georgia Tech
7	81	John Wilkins	T	USC
8	92	Monte Lee	E	Texas
12	139	Dave Grosz	QB	Oregon
13	153	Dave Graham	E	Virginia
14	164	Ray Peterson	B	West Virginia
15	175	John Wilcox	T	Oregon
16	189	Larry Lancaster	T	Georgia
17	200	Mike Graney	E	Notre Dame
18	211	Emory Turner	G	Purdue
19	225	Bob Hain	T	Iowa
20	236	Ramon Armstrong	G	TCU

1959

Rd	No	Player	Pos	College
2	15	J.D. Smith	T	Rice
3	26	Wray Carlton	B	Duke
4	39	Jim Grazione	QB	Villanova
5	51	Nick Mumley	T	Purdue
6	62	Al Benecick	G	Syracuse
8	86	Wilmer Fowler	B	Northwestern
9	99	Gene Johnson	B	Cincinnati
10	110	Rollie West	B	Villanova
11	123	Art Powell	E	San Jose St.
12	134	Howard Keys	T	Oklahoma St.
13	147	Dick Stillwagon	B	Purdue
14	158	Jack Smith	T	Clemson
15	171	Jim Poteete	C	Mississippi St.
16	182	Ken Paduch	T	Auburn
17	195	Bill Craig	T	Villanova
18	206	Jim Benson	B	Georgia Tech
19	219	Alan Miller	B	Boston College
20	230	Jim Payne	G	Clemson
21	243	Bob Salerno	T	Colorado
22	254	Jim Bowie	T	Kentucky
23	267	Dick Williams	E	Southern
24	278	Gerry Benn	T	Oklahoma St.
25	291	Dick Jamieson	QB	Bradley
26	302	Jim Burks	T	Virginia Tech
27	315	Lowell Jenkins	T	Wisconsin
28	326	Leo Sexton	E	Auburn
29	339	John Stolte	T	Kansas St.
30	350	Angelo Mosca	T	Notre Dame

1958

Rd	No	Player	Pos	College
1	6	Walt Kowalczyk	B	Michigan St.
2	17	Proverb Jacobs	T	California
4	43	Frank Rigney	T	Iowa
5	52	Bobby Mulgado	B	Arizona St.
6	64	John Kersey	T	Duke
7	76	Len Mansfield	T	Pittsburg St.
8	88	Bill Striegel	LB	Pacific

10	112	Theron Sapp	B	Georgia
11	124	Mel Dillard	B	Purdue
12	136	Jack Crabtree	B	Oregon
13	148	Mickey Trimarki	QB	West Virginia
14	160	Bill Lapham	C	Iowa
15	172	Stan Hinos	T	Miss. Valley St.
16	184	Mike Meatheringham	T	Georgia
17	196	Bill Van Buren	C	Iowa
18	208	John Burroughs	T	Iowa
19	220	Ron Sabal	G	Purdue
20	232	Kent Lovelace	B	Ole Miss
21	244	John Madden	D	Cal Poly SLO
22	256	George Sherwood	E	St. Joseph's (IN)
23	268	Bill Templeton	E	Ole Miss
24	280	Jim Padgett	C	Clemson
25	292	Hal Divine	T	Memphis St.
26	304	Neal MacLean	B	Wake Forest
27	316	Hindman Wall	E	Auburn
28	328	Gene Gossage	T	Northwestern
29	340	Don McDonald	B	Houston
30	351	Jim Thompson	E	Temple

1957

Rd	No	Player	Pos	College
1	7	Clarence Peaks	B	Michigan St.
2	19	Bill Barnes	B	Wake Forest
3	31	Tommy McDonald	B	Oklahoma
4	43	Sonny Jurgensen	QB	Duke
5	50	Jim Harris	QB	Oklahoma
7	74	Tom Saidock	T	Michigan St.
8	86	Hal McElhaney	B	Duke
9	98	Hal Davis	B	Westminster
10	110	Don Bruhns	C	Drake
11	122	Gil Shoaf	T	Wabash
12	134	Buddy Dike	B	TCU
13	146	Hubert Bobo	B	Ohio St.
14	158	Jerry Cashman	T	Syracuse
15	170	Morton Moriarty	E	Texas
16	182	John Nocera	B	Iowa
17	194	Dan Radakovich	C	Penn St.
18	206	Billy Kelley	T	Baylor
19	218	Paul Harasimowicz	T	Vermont
20	230	LeRoy Thompson	B	Butler
21	242	Charley Brooks	E	Michigan
22	254	John Simerson	T	Purdue
23	266	Lou Lovely	G	Boston U
24	278	Dennis McGill	B	Yale
25	290	Bob Ratliff	B	West Texas St.
26	302	Alvin Richardson	T	Grambling
27	314	Frank Hall	B	USC
28	326	Clem Corona	G	Michigan
29	338	John Niznik	E	Wake Forest
30	350	Larry Hubbard	E	Marquette

1956

Rd	No	Player	Pos	College
1	4	Bob Pellegrini	C	Maryland
2	16	Frank D'Agostino	T	Auburn
3	28	Don Schaefer	B	Notre Dame
5	54	Fred Thurston	G	Valparaiso
6	65	Tirrel Burton	B	Miami (OH)
7	78	John Waedekin	T	Hardin-Simmons
8	89	Elroy Payne	B	McMurry
9	102	John Bredice	E	Boston U
10	113	Tom Dimmick	C	Houston



11	126	Ken Keller	B	North Carolina
12	137	Tommy Harkins	E	Vanderbilt
13	150	James Sides	B	Texas Tech
14	161	Frank Relch	C	Penn St.
15	174	Don Brant	B	Montana
16	185	Billy Hix	T	Middle Tenn. St.
17	198	Joe Mastrogiovanni	B	Wyoming
18	209	Nick Consoles	QB	Wake Forest
19	222	Delano Womack	B	Texas
20	233	Darrell Glover	T	UM Eastern Shore
21	246	Jack Adams	T	San Jose St.
22	257	Joe Miller	B	Cincinnati
23	270	Chet Spencer	E	Oklahoma St.
24	281	John Parham	B	Wake Forest
25	294	Johnny Grogan	T	Dayton
26	305	Earl Lunsford	B	Oklahoma St.
27	318	Al Ellett	T	Alabama
28	329	Bill Strawn	LB	W. Kentucky
29	342	Bob Hughes	B	Southern Miss
30	352	Joe Ulm	B	San Jose St.

12	141	Dick Clasby	B	Harvard
13	153	Joe Mehalick	T	Virginia
14	165	Hal Patterson	B	Kansas
15	177	Ray McKown	B	TCU
16	189	Charlie Grant	C	Utah
17	201	Bob Knowles	T	Baylor
18	213	Sam Mrvos	G	Georgia
19	225	Jerry Clem	G	SMU
20	237	Tommy Bailes	B	Houston
21	249	Johnny Crouch	E	TCU
22	261	Jim Wojciehowski	E	Purdue
23	273	Harold Lofton	B	Ole Miss
24	285	Nate Gressette	T	Clemson
25	297	Ray Zambiasi	B	Detroit
26	309	Charley Smith	B	Baylor
27	321	Ben Addiego	B	Villanova
28	333	John Gerdes	T	Cornell
29	345	Jack Stone	B	West Virginia
30	357	Tommy Woodlee	B	South Carolina

1955

Rd	No	Player	Pos	College
1	9	Dick Bielski	B	Maryland
2	22	Buck Lansford	T	Texas
3	33	Frank Eidom	B	SMU
4	46	Dean Dugger	E	Ohio St.
5	57	Gene Lamone	G	West Virginia
6	70	Billy Quinn	B	Texas
7	81	Bill McKenna	E	Brandeis
8	94	Herman Watson	T	Vanderbilt
9	105	Von Morgan	E	Abilene Christian
10	118	Talmadge Washington	B	Washington St.
11	129	Bob Hardy	B	Kentucky
12	142	Andy Nacrelli	E	Fordham
13	153	Jerry Krisher	C	Ohio St.
14	166	Tommy Bell	B	Army
15	177	Don Broughter	C	Maryland
16	190	Clyde White	G	Clemson
17	201	Nick Maravic	B	Wake Forest
18	214	Duanne Nutt	B	SMU
19	225	Terry Fails	E	Vanderbilt
20	238	Jimmy Wade	B	Tennessee
21	249	John Anderson	E	Kansas
22	262	Ernie Lewis	G	Arizona
23	273	Cecil Ingram	B	Alabama
24	286	Vic Postula	B	Michigan St.
25	297	Frank Pavich	G	USC
26	310	George Palahunik	G	Maryland
27	321	Bob Gringass	B	Wisconsin
28	334	Wingo Avery	C	Clemson
29	345	Ron Lloyd	T	Bucknell
30	357	Dave Finney	B	TCU

1954

Rd	No	Player	Pos	College
1	9	Neil Worden	B	Notre Dame
2	21	Rocky Ryan	E	Illinois
3	33	Ted Conner	T	Nebraska
4	45	Menil Mavraides	G	Notre Dame
6	69	Hal Lambert	T	TCU
7	81	Jerry Norton	B	SMU
8	93	Dan Hunter	T	Florida
9	105	Phil Branch	G	Texas
11	129	Dave McLaughlin	E	Dartmouth

1953

Rd	No	Player	Pos	College
2	20	Al Conway	B	William Jewell
3	34	Don Johnson	B	California
4	45	George Mrkonic	G	Kansas
5a	56	Eddie Bell	E	Penn
5b	61	Rex Smith	E	Illinois
7a	76	Jack Erickson	T	Beloit
7b	81	Ray Malavasi	G	Mississippi St.
8	92	Jess Richardson	T	Alabama
9	106	Roger French	E	Minnesota
10	117	Tom Brookshier	B	Colorado
11	128	Bob Pollard	B	Penn St.
12	142	George Porter	T	San Jose St.
13	153	Ray Westort	G	Utah
14	164	Ron Bailey	B	Tulane
15	178	Willie Irvin	E	Florida A&M
16	189	Bud Wallace	B	North Carolina
17	200	Tony Rados	B	Penn St.
18	214	Marv Trauth	B	Ole Miss
19	225	Pete Bachouros	B	Illinois
20	236	Rollie Arns	C	Iowa St.
21	250	Hal Brooks	T	Washington & Lee
22	261	Laurie LeClaire	B	Michigan
23	272	Jeff Knox	E	Georgia Tech
24	286	Eli Romero	B	Wichita St.
25	297	John Michels	G	Tennessee
26	308	Harvey Achziger	T	Colorado St.
27	322	Earl Hersh	B	West Chester
28	333	Joe Gratson	B	Penn St.
29	344	Ralph Paolone	B	Kentucky
30	357	Chuck Hren	B	Northwestern

1952

Rd	No	Player	Pos	College
1	5	Johnny Bright	B	Drake
2	17	Jim Weatherall	T	Oklahoma
3	29	Lum Snyder	T	Georgia Tech
4	41	Chuck Ulrich	T	Illinois
6	65	Dick Lemmon	B	California
7	77	John Thomas	E	Oregon St.
8	89	Wayne Robinson	C	Minnesota
9	101	Maurice Nipp	G	Loyola (CA)
10	113	Gerry McGinley	G	Penn
11	125	Ralph Goldston	B	Youngstown St.



12	137	Jack Blount	T	Mississippi St.
13	149	Ed Hamilton	B	Kentucky
14	161	Bob Stringer	B	Tulsa
15	173	Malcolm Schmidt	E	Iowa St.
16	185	Jim Brewer	G	North Texas St.
17	197	John Weigle	E	Oklahoma St.
18	209	Ed Romanowski	B	Scranton
19	221	Talbott Trammell	E	Washington & Lee
20	233	Bobby Blaik	B	Colorado College
21	245	Les Wheeler	G	Abilene Christian
22	257	Johnny Turco	B	Holy Cross
23	269	Maury Schnell	B	Iowa St.
24	281	Joe Tyrrell	G	Temple
25	293	Bob Kelley	C	West Texas St.
26	305	Bob Albert	B	Bucknell
27	317	Chuck Hill	B	New Mexico
28	329	John Brewer	B	Louisville
29	341	Tony Morocco	B	Georgia
30	353	Don Stevens	B	Illinois

12	157	Frank Mahoney	E	Brown
13	170	Norman Willey	B	Marshall
14	183	Billy Hix	E	Arkansas
15	196	Herb Carey	B	Dartmouth
16	209	Jim Marck	T	Xavier
17	222	Jerry Taylor	C	Mississippi St.
18	235	Ed Tunnicliff	B	Northwestern
19	248	Darrell Robinson	E	Oregon
20	261	Merv Pregulman	G	Michigan
21	274	Marv Cross	B	Washington St.
22	287	Jim Hague	E	Ohio St.
23	300	Al Lesko	T	St. Bonaventure
24	313	Tom DeSylvia	G	Oregon St.
25	326	Jim Eagles	C	North Texas St.
26	339	Rod Franz	G	California
27	352	Bill Martin	B	USC
28	365	Don Burson	B	Northwestern
29	378	Wes Curtier	T	Richmond
30	291	Dud Parker	B	Baylor

1951

Rd	No	Player	Pos	College
1a	7	Ebert Van Buren	B	LSU
1b	8	Chet Mutryn	B	Xavier
3	32	Al Bruno	E	Kentucky
4	43	Fran Nagle	B	Nebraska
5	57	Jack Dwyer	B	Loyola (CA)
6	68	Ken Farragut	C	Ole Miss
7	79	Frank Boydston	B	Baylor
8	93	Jack Richards	E	Arkansas
9	104	Denny Doyle	G	Tulane
10	116	Louis Schaufele	B	Arkansas
11	130	Bob Pope	T	Kentucky
12	141	Henry Rich	B	Arizona St.
13	152	Pete Mastellone	C	Miami (FL)
14	166	Robert Walston	E	Georgia
15	177	Bobby North	B	Georgia Tech
16	188	Hal Hatfield	E	USC
17	202	Hal Waggoner	B	Tulane
18	213	Bill Weeks	B	Iowa St.
19	224	Jack Bove	T	West Virginia
20	238	John Glorioso	B	Missouri
21	249	Neal Franklin	T	SMU
22	260	Jack Rucker	B	Mississippi St.
23	274	Jack Bighead	E	Pepperdine
24	285	Tony Kotowski	E	Mississippi St.
25	296	Glenn Drahn	B	Iowa
26	310	Billy Stewart	B	Mississippi St.
27	321	Bob Winship	T	Rice
28	332	Marv Stendel	E	Arkansas
29	346	Roscoe Hansen	T	North Carolina
30	357	John Ford	QB	Hardin-Simmons

1950

Rd	No	Player	Pos	College
1	14	Harry Grant	E	Minnesota
3	40	Bob Sanders	B	Oregon
4	53	Bob McChesney	E	Hardin-Simmons
5	66	Mike Kaysserian	B	Detroit
6	79	Lloyd McDermott	T	Kentucky
7	92	Mel Olix	B	Miami (OH)
8	105	Dick O'Hanlon	T	Ohio St.
9	118	Bobby Wilson	B	Ole Miss
10	131	Ernie Johnson	B	UCLA
11	144	Bobby Lantrip	B	Rice

1949

Rd	No	Player	Pos	College
1a	1	Chuck Bednarik	C	Penn
1b	9	Frank Tripucka	QB	Notre Dame
2	19	Frank Burns	B	Rutgers
3	29	Frank Ziegler	B	Georgia Tech
4	41	Don Panciera	B	San Francisco
5	51	Terry Brennan	B	Notre Dame
6	58	Warren Huey	E	Michigan St.
7	71	Frank Gillespie	G	Clemson
8	81	Bob Dean	B	Cornell
9	91	Jonathan Jenkins	T	Dartmouth
10	101	Roy Lester	E	West Virginia
11	111	Bobby Wilson	B	Ole Miss
12	121	Dale Armstrong	E	Dartmouth
13	131	Lyle Button	T	Illinois
14	141	Bobby Lund	B	Tennessee
15	151	Carl Copp	T	Vanderbilt
16	161	Frank Reno	E	West Virginia
17	171	Leo Skladany	E	Pittsburgh
18	181	Russ Strait	B	Muhlenberg
19	191	Paul Odom	G	Rollins
20	201	Lloyd Brinkman	B	Missouri
21	211	Lou Futrell	B	USC
22	221	Harvey Kingry	B	Colorado Mines
23	231	Hank Kalver	T	Oklahoma City
24	241	Fred Leon	T	Nevada
25	251	John Schweder	G	Penn

1948

Rd	No	Player	Pos	College
1	8	Clyde Scott	B	Arkansas
3	22	Paul Campbell	QB	Texas
5	33	Jack Myers	B	UCLA
6	42	Howard Duncan	C	Ohio St.
7	54	Buddy Tinsley	T	Baylor
8	63	Marty Wendell	G	Notre Dame
9	72	Scott Beasley	E	Nevada
10	84	Ray Richeson	G	Alabama
11	93	Gil Johnson	QB	SMU
12	102	Bill Wyman	T	Rice
13	114	Jim Waithall	B	West Virginia
14	123	Dick Kempthorn	B	Michigan
15	132	Dick Rifenburg	E	Michigan
16	144	Don Stanton	T	Oregon



17	153	Ralph Kohl	T	Michigan
18	162	Aubrey Fowler	B	Arkansas
19	174	Rudy Krall	B	New Mexico
20	182	Ed Claunch	C	LSU
21	192	Negley Norton	T	Penn St.
22	204	Lockwood Frizzell	C	Virginia
23	213	Jack Swaner	B	California
24	222	Art Littleton	E	Penn
25	234	Jim Permer	B	Oklahoma St.
26	243	Lou Creekmur	T	William & Mary
27	252	Bill Stanton	E	North Carolina St.
28	264	Benny Ellender	B	Tulane
29	273	Red Grossman	B	Indiana
30	282	A.B. Kitchens	T	Tulsa
31	292	Art Statuto	C	Notre Dame
32	298	Tom Novak	C	Nebraska

17	157	Allen Smith	B	Tulsa
18	168	Bernie Millham	E	Fordham
19	177	Lawrence Mauss	C	Utah
20	188	Dave Butcher	B	William & Mary
21	197	Don Fabling	B	Colorado
22	208	George Feldman	B	Tufts
23	217	Ed Cameron	G	Miami (OH)
24	228	Charley Steed	B	Ark. Monticello
25	237	Ed Grygiel	B	Dartmouth
26	248	Ben Raimondi	B	Indiana
27	257	Sam Bailey	E	Georgia
28	268	Bob Long	B	Tennessee
29	277	Bill Fisher	T	Harvard
30	288	George Slusser	B	Ohio St.
31	292	John Itzel	B	Pittsburgh
32	298	Larry Kirkman	B	Boston

1947

Rd	No	Player	Pos	College
1	8	Neill Armstrong	E	Oklahoma St.
3	19	Bill Mackrides	B	Nevada
5	30	George Savitsky	T	Penn
7	51	Tony Yovicsin	E	Miami (FL)
8	61	Alf Satterfield	T	Vanderbilt
9	71	Bob Leonetti	G	Wake Forest
10	80	Ulysses Cornogg	T	Wake Forest
11	91	Alex Sarkisian	C	Northwestern
12	102	Jerry D'Arcy	C	Tulsa
13	110	John Hamberger	T	SMU
14	121	Alvin Johnson	B	Hardin-Simmons
15	132	Joe Cook	B	Hardin-Simmons
16	140	Jeff Durkota	B	Penn St.
17	152	Hubert Shurtz	T	LSU
18	161	Hal Bell	B	Muhlenberg
19	170	Thomas Campion	T	SE Louisiana
20	182	Fred Hall	G	LSU
21	191	Jim Clayton	T	Wyoming
22	200	George Blomquist	E	North Carolina St.
23	212	Joe Haynes	G	Tulsa
24	221	Stanton Hense	E	Xavier
25	230	Johnny Kelly	B	Rice
26	242	H.J. Roberts	G	Rice
27	251	Phil Cutchin	B	Kentucky
28	261	Charley Wakefield	G	Stanford
29	272	Dick Lagenbeck	G	Cincinnati
30	281	Bernie Winkler	G	Texas Tech
31	288	Bill Stephens	G	Baylor
32	298	Mike Kalash	E	UW La Crosse

1945

Rd	No	Player	Pos	College
1	9	John Yonaker	E	Notre Dame
3	25	Alvin Dark	B	LSU
5	41	Pete Pihos	E	Indiana
6	52	Chuck Dellago	G	Minnesota
7	63	Gonzalo Morales	B	St. Mary's (CA)
8	74	Sam Robinson	B	Washington
9	85	Forrest Hall	B	San Francisco
10	96	Joe Sadonis	T	Fordham
11	107	Rudy Mobley	B	Hardin-Simmons
12	118	Jim Newmeyer	T	St. Vincent's
13	129	Bill Chambers	T	UCLA
14	140	John Duda	B	Virginia
15	151	Bill Montgomery	B	LSU
16	162	Howard Werner	E	Syracuse
17	173	Jim Austin	B	Missouri
18	184	Quentin Klenk	T	USC
19	195	Joe Spencer	T	Oklahoma St.
20	206	Leo Pratt	T	Oklahoma St.
21	217	Phil Teschner	T	Brown
22	228	John Magee	G	Rice
23	239	Norm Mosley	B	Alabama
24	250	Blair Brown	G	Oklahoma St.
25	261	Bob Hall	E	Stanford
26	272	Don Talcott	T	Nevada
27	283	Bill Thompson	T	New Mexico
28	294	Al Fleming	C	Wichita St.
29	305	Leo Benjamin	C	West Virginia
30	316	Jim Dougherty	B	Miami (OH)
31	322	Ken Reese	B	Alabama
32	328	Loren Braner	C	Pittsburgh

1946

Rd	No	Player	Pos	College
1	7	Leo Riggs	B	USC
3	23	Gordon Gray	E	USC
5	37	Walt Slater	B	Tennessee
6	48	Felto Prewitt	C	Tulsa
7	57	George Robotham	E	UCLA
8	68	Jim Lecture	G	Northwestern
9	77	Ernie Lewis	B	Colorado
10	88	Al Vandeweghe	E	William & Mary
11	97	Bill Iancelli	E	Franklin & Marshall
12	108	Pat McHugh	B	Georgia Tech
13	117	John Wingender	B	Washington
14	128	Homer Paine	T	Tulsa
15	137	John Kerns	T	Ohio
16	148	Buddy Hubbard	B	William & Mary

1944

Rd	No	Player	Pos	College
1	5	Steve Van Buren	B	LSU
3	20	Loren LaPrade	G	Stanford
5	36	Joe Parker	E	Texas
6	52	Hillary Horne	T	Mississippi St.
7	58	Vic Kulbitski	B	Minnesota
8	74	George Phillips	B	UCLA
9	80	Paul Sarringhaus	B	Ohio St.
10	96	John Perko	G	Minnesota
11	102	Elliott Ormsbe	B	Bradley
12	118	Earle Parsons	B	USC
13	124	Bob Hanzlik	E	Wisconsin
14	140	Jim Talley	C	LSU
15	146	Dom Fusci	T	South Carolina



16	162	John Green	E	Tulsa
17	168	Jackie Freeman	B	William & Mary
18	184	Joe Kane	B	Penn
19	190	Tony Schiro	G	Santa Clara
20	206	Norm Michael	B	Syracuse
21	212	Eddie Kulakowski	T	West Virginia
22	228	Al Postus	B	Villanova
23	234	Milton Smith	E	UCLA
24	250	Earl Klapstein	T	Pacific
25	256	Bob Frisbee	B	Stanford
26	272	Edmund Eiden	B	Scranton
27	278	Barney Burdick	E	Creighton
28	294	Nick Daukas	T	Dartmouth
29	300	Pasquale Darone	G	Boston College
30	316	Bill Clark	T	Colorado College
31	322	Pete Pasko	E	East Stroudsburg
32	328	Myron Majewski	T	American Int.

1943

Rd	No	Player	Pos	College
1	2	Joe Muha	B	VMI
2	12	Lamar David	B	Georgia
3	17	Roy Gafford	B	Auburn
4	27	Bob Kennedy	B	Washington St.
5	32	Al Wistert	T	Michigan
6	42	Bruno Banducci	G	Stanford
7	52	Walt Harrison	C	Washington
8	62	Bruce Alford	E	TCU
9	72	Rocco Canale	G	Boston College
10	82	Bill Conoly	T	Texas
11	92	John Billman	G	Minnesota
12	102	Jack Donaldson	T	Penn
13	112	Bill Erickson	C	Georgetown
14	122	George Weeks	E	Alabama
15	132	Russ Craft	B	Alabama
16	142	Paul Darling	B	Iowa St.
17	152	Walt Gorinski	B	LSU
18	162	Bob Friedman	T	Washington
19	172	Johnny Bezemes	B	Holy Cross
20	182	Chet Mutryn	B	Xavier
21	192	Baptiste Manzini	C	St. Vincent's
22	202	Bernie Gillespie	E	Scranton
23	212	Jay Lawhon	T	Arkansas
24	222	Vince Zachem	C	Morehead St.
25	232	Joe Schwarting	E	Texas
26	242	Bob Neff	T	Notre Dame
27	252	Art Macioszczyk	B	Western Michigan
28	262	Jim Arata	T	Xavier
29	272	Wally Scott	E	Texas
30	282	Stan Jaworowski	T	Georgetown

1942

Rd	No	Player	Pos	College
1	3	Pete Kmetovic	B	Stanford
2	13	Vic Lindskog	C	Stanford
3	18	Ted Williams	B	Boston College
4	28	Gordon Paschka	G	Minnesota
5	33	Ernie Blandin	T	Tulane
6	43	Earl Younglove	E	Washington
7	53	Billy Sewell	B	Washington St.
8	63	Bill Halverson	G	Oregon St.
9	73	Ray Graves	C	Tennessee
10	83	John Stackpool	B	Washington
11	93	Noble Doss	B	Texas
12	103	Fred Meyer	E	Stanford

13	113	Bob Brenton	T	Missouri
14	123	John Wyhonic	B	Alabama
15	133	O'Dell Griffin	G	Baylor
16	143	Bill Smaltz	B	Penn St.
17	153	Arnie Meiners	E	Stanford
18	163	Bill Braun	T	Santa Clara
19	173	Charley Dvoracek	B	Texas Tech
20	183	Marv Tommervik	B	Pacific Lutheran

1941

Rd	No	Player	Pos	College
2	11	Art Jones	B	Richmond
3	16	Marion Pugh	B	Texas A&M
4	26	Al Ghesquiere	B	Detroit
5	31	Royal Kahler	T	Nebraska
6	41	Howard Hickey	E	Arkansas
7	51	Julius Battista	G	Florida
9	71	P.K. Rogers	B	East Texas St.
10	81	Don Williams	T	Texas
11	91	Marshall Stenstrom	B	Oregon
12	101	John Patrick	B	Penn St.
13	111	Joe Hoague	B	Colgate
14	121	Les Dodson	B	Ole Miss
15	131	Alex Lukachick	E	Boston College
16	141	Bill Conatser	B	Texas A&M
17	151	John Yauckoes	T	Boston College
18	161	Joe McFadden	B	Georgetown
19	171	John Shonk	E	West Virginia
20	181	L.B. Russell	B	Hardin-Simmons
21	201	Charley Henke	G	Texas A&M
22	203	Mike Fernella	T	Akron

1940

Rd	No	Player	Pos	College
1	2	Wesley McAfee	B	Duke
2	13	Johnny Schiechl	C	Santa Clara
3	17	Dick Favor	B	Oklahoma
4	28	Eberle Schultz	G	Oregon St.
5	32	Franklin Emmons	B	Oregon
6	43	Saul Singer	T	Arkansas
7	52	Harold Pegg	C	Bucknell
8	63	Don Looney	E	TCU
9	72	Don Jones	B	Washington
10	83	Frank Maher	B	Toledo
11	92	Elmer Hackney	B	Kansas St.
12	103	Durward Hoerner	E	TCU
13	112	Ted Hennis	B	Purdue
14	123	Bill Bunsen	B	Kansas
15	132	Don Crumbaker	E	Kansas St.
16	143	J.R. Green	T	Rice
17	152	Jim Molnar	B	Bradley
18	163	Ernie Schwartz	G	Boston College
19	172	Bill Schneller	B	Ole Miss
20	183	Bill Debord	T	Kansas St.

1939

Rd	No	Player	Pos	College
1	4	Davey O'Brien	B	TCU
2	14	Charlie Newton	B	Washington
3	19	Joe Mihal	T	Purdue
4	29	Bill Dewell	E	SMU
5	34	Zed Costen	G	Texas A&M
6	44	Jake Schuehle	B	Rice
7	54	Tony Ippolito	B	Purdue



8	64	George Somers	T	LaSalle
9	74	Rankin Britt	E	Texas A&M
10	84	Bill McKeever	T	Cornell
11	94	Paul Humphrey	C	Purdue
12	104	Jack Kraynick	B	North Carolina
13	114	Thomas White	T	TCU
14	124	Joe Aleskus	T	Ohio St.
15	134	Foster Watkins	B	West Texas St.
16	144	Irving Hall	B	Brown
17	154	Bob Riddell	E	South Dakota St.
18	164	Charley Gainor	E	North Dakota
19	174	Morris White	B	Tulsa
20	184	Dick Gormley	C	LSU

1938

<u>Rd</u>	<u>No</u>	<u>Player</u>	<u>Pos</u>	<u>College</u>
1	2	Jim McDonald	B	Ohio St.
2	12	Dick Riffle	B	Albright
3	17	Joe Bukant	B	Washington (StL)
4	27	John Meek	B	California
5	32	Fred Shirey	T	Nebraska
6	42	Herschel Ramsey	E	Texas Tech
7	52	Bob Lannon	E	Iowa
8	62	Clem Woltman	T	Purdue
9	72	Elmer Kolberg	B	Oregon St.
10	82	Emmett Kriel	T	Baylor
11	92	Carl Hinkle	C	Vanderbilt
12	102	Johnny Michelosen	B	Pittsburgh

1937

<u>Rd</u>	<u>No</u>	<u>Player</u>	<u>Pos</u>	<u>College</u>
1	1	Sam Francis	B	Nebraska
2	11	Francis Murray	B	Penn
3	21	Drew Ellis	T	TCU
4	31	Walt Gilbert	B	Auburn
5	41	Alex Drobnitch	G	Denver
6	51	Bill Guckeyson	B	Maryland
7	61	Herb Barna	E	West Virginia
8	71	Nestor Hennon	E	Carnegie Mellon
9	81	Paul Fanning	T	Kansas St.
10	91	Ray Antil	E	Minnesota

1936

<u>Rd</u>	<u>No</u>	<u>Player</u>	<u>Pos</u>	<u>College</u>
1	1	Jay Berwanger	B	Chicago
2	10	John McCauley	B	Rice
3	19	Wes Muller	C	Stanford
4	28	Bill Wallace	B	Rice
5	37	Harry Shuford	B	SMU
6	46	Al Barabas	B	Columbia
7	55	Jack Weller	G	Princeton
8	64	Pepper Constable	B	Princeton
9	73	Paul Pauk	B	Princeton



2024

- ▶ **4/27/24** - Traded a 2024 fifth-round pick (No. 171 overall) to the Jets in exchange for a pair of 2024 sixth-round picks (Nos. 185 and 190 overall)
- ▶ **4/27/24** - Traded a 2024 fifth-round pick (No. 164 overall) and a 2024 sixth-round pick (No. 201 overall) to the Colts in exchange for a 2024 fifth-round pick (No. 155 overall)
- ▶ **4/27/24** - Traded a 2024 fourth-round pick (No. 132 overall) and a 2024 sixth-round pick (No. 210 overall) to the Lions in exchange for a 2024 fifth-round pick (No. 164 overall), a 2024 sixth-round pick (No. 201 overall), and a 2025 fourth-round pick
- ▶ **4/27/24** - Traded a 2024 fourth-round pick (No. 123 overall) to the Texans in exchange for a 2024 fourth-round pick (No. 127 overall) and a 2025 fifth-round pick
- ▶ **4/27/24** - Traded a 2024 fourth-round pick (No. 120 overall) to the Dolphins in exchange for a 2025 third-round pick
- ▶ **4/26/24** - Traded a 2024 third-round pick (No. 86 overall) to the 49ers in exchange for a 2024 third-round pick (No. 94 overall) and a 2024 fourth-round pick (No. 132 overall).
- ▶ **4/26/24** - Traded a 2024 third-round pick (No. 78 overall) to the Texans in exchange for a 2024 third-round pick (No. 86 overall) and a 2024 fourth-round pick (No. 123 overall)
- ▶ **4/26/24** - Traded a pair of 2024 second-round picks (Nos. 50 and 53 overall) and a 2024 fifth-round draft pick (No. 161 overall) to the Commanders in exchange for a 2024 second-round pick (No. 40 overall), a 2024 third-round pick (No. 78 overall), and a 2024 fifth-round pick (No. 152 overall)
- ▶ **4/1/24** - Acquired a 2026 conditional third-round draft pick from the Jets in exchange for LB Haason Reddick.
- ▶ **3/16/24** - Agreed to acquire QB Kenny Pickett and a 2024 fourth-round draft pick (No. 120 overall) from the Steelers in exchange for a 2024 third-round draft pick (No. 98 overall) and a pair of 2025 seventh-round draft picks

2023

- ▶ **10/30/23** - Acquired a 2024 sixth-round pick from the Atlanta Falcons in exchange for DT Kentavious Street and a 2025 seventh-round pick
- ▶ **10/23/23** - Agreed to acquire S Kevin Byard from Tennessee in exchange for S Terrell Edmunds, a 2024 5th-round pick and a 2024 6th-round pick
- ▶ **8/29/23** - Acquired TE Albert Okwuegbunam and a 2025 7th-round pick from Denver in exchange for a 2025 6th-round pick
- ▶ **4/29/23** - Traded a 2023 6th-round pick (No. 191 overall) pick to Tampa Bay in exchange for a 2024 5th-round selection
- ▶ **4/29/23** - Traded a pair of 2023 7th-round picks (Nos. 230 and 248 overall) to Houston in exchange for a 2023 6th-round pick (No. 191 overall)
- ▶ **4/29/23** - Agreed to trade a 2025 4th-round pick and a 2023 7th-round pick (No. 219 overall) to Detroit in exchange for RB D'Andre Swift and a 2023 7th-round pick (No. 249 overall)
- ▶ **4/29/23** - Traded a 2024 3rd-round pick to Houston in exchange for a 2023 4th-round pick (No. 105 overall)
- ▶ **4/28/23** - Traded a 2023 2nd-round pick (No. 62 overall) to Houston in exchange for a 2023 3rd-round pick (No. 65 overall), a 2023 6th-round pick (No. 188 overall), and a 2023 7th-round pick (No. 230 overall)
- ▶ **4/27/23** - Traded a 2023 1st-round pick (No. 10 overall) and a 2024 4th-round pick to Chicago in exchange for a 2023 1st-round pick (No. 9 overall)
- ▶ **4/27/23** - Acquired a 2023 3rd-round pick (No. 66 overall) from Arizona in exchange for a 2023 3rd-round pick (No. 94 overall) and a 2024 5th-round pick

2022

- ▶ **10/26/22** - Acquired DE Robert Quinn from the Chicago Bears in exchange for a 2023 4th-round draft pick
- ▶ **8/31/22** - Traded WR Jalen Reagor to Minnesota for a 7th-round pick in 2023 and a conditional 4th-round pick in 2024
- ▶ **8/30/22** - Acquired S C.J. Gardner-Johnson and 7th-round draft pick in 2025 from New Orleans in exchange for a 2023 5th-round draft pick and the later of the Eagles' two 6th-round picks in 2024
- ▶ **8/24/22** - Traded DB Ugo Amadi to Tennessee for a swap of late-round 2024 draft selections
- ▶ **8/15/22** - Acquired DB Ugo Amadi from Seattle in exchange for TE J.J. Arcega-Whiteside
- ▶ **4/30/22** - Acquired pick No. 181 (6th - Kyron Johnson) from Detroit in exchange for picks No. 188 (6th - Malcolm Rodriguez) and No. 237 (7th - Chase Lucas)
- ▶ **4/30/22** - Traded the 154th overall pick (5th - Snoop Conner) in the 2022 NFL Draft to Jacksonville for picks No. 188 and No. 198 (6th - Grant Calcaterra)
- ▶ **4/28/22** - Acquired WR A.J. Brown from the Tennessee Titans in exchange for picks No. 18 (1st - Treyton Burks) and No. 101 (3rd - Jeremy Ruckert) of the 2022 NFL Draft
- ▶ **4/28/22** - Acquired pick No. 13 (1st - Jordan Davis) from the Houston Texans in exchange for picks No. 15 (1st - Kenyon Green), No. 124 (4th - Cade York), No. 162 (5th - Montrell Washington) and No. 166 (5th - Tyce Anderson)
- ▶ **4/4/22** - Acquired picks No. 18, No. 101, No. 237, a 2023 first-round pick and a 2024 second-round pick in exchange for picks No. 16, No. 19 and No. 194

2021

- ▶ **11/2/21** - Acquired DB Kary Vincent Jr. from Denver in exchange for a 2022 6th-round pick
- ▶ **10/25/21** - Acquired a 2022 conditional 6th-round draft pick from the NY Jets in exchange for QB Joe Flacco
- ▶ **10/15/21** - Acquired CB Tay Gowan and a 2022 fifth-round pick from Arizona in exchange for TE Zach Ertz
- ▶ **8/31/21** - Acquired a sixth-round pick in the 2022 NFL Draft from Indianapolis in exchange for G/T Matt Pryor and a seventh-round pick in the 2022 NFL Draft
- ▶ **8/28/21** - Acquired QB Gardner Minshew from Jacksonville in exchange for a conditional sixth-round pick in 2022
- ▶ **5/18/21** - Acquired CB Josiah Scott from Jacksonville in exchange for CB Jameson Houston and a 2023 6th-round pick
- ▶ **5/1/21** - Traded picks No. 225 (6th - LS Camaron Cheeseman) and No. 240 (7th - DE William Bradley-King) to Washington in exchange for a 2022 5th-round pick
- ▶ **4/30/21** - Traded pick No. 70 (3rd - T Brady Christensen) to Carolina in exchange for picks No. 73 (3rd - DT Milton Williams) and No. 191 (6th - DE Tarron Jackson)
- ▶ **4/29/21** - Traded picks No. 12 (1st - LB Micah Parsons) and No. 84 (3rd - DE Chauncey Golston) to Dallas in exchange for pick No. 10 (1st - WR DeVonta Smith)
- ▶ **3/26/21** - Acquired picks No. 12 (1st - LB Micah Parsons), No. 123 (4th - Zech McPhearson) and a 2022 1st-round pick (No. 15) from Miami in exchange for picks No. 6 (1st - Jaylen Waddle) and No. 156 (5th - Isaiahh Loudermilk)
- ▶ **3/17/21** - Traded QB Carson Wentz to Indianapolis in exchange for a 2021 3rd-round pick (No. 70 overall) and a conditional 2022 1st-round pick (No. 16)



2020

- ▶ **4/25/20** - Traded picks No. 173 (5th - WR Darnell Mooney) and No. 227 (7th - T Lachavious Simmons) to Chicago in exchange for picks No. 196 (6th - LB Shaun Bradley), No. 200 (6th - WR Quez Watkins) and No. 233 (7th - DE Casey Toohill)
- ▶ **4/25/20** - Traded pick No. 146 (4th - C Tyler Biadasz) to Dallas in exchange for pick No. 164 (5th - LB Curtis Weaver) and a 2021 5th-round pick
- ▶ **4/25/20** - Acquired WR Marquise Goodwin and pick No. 210 (6th - T Prince Tega Wanogho) in the 2020 NFL Draft from San Francisco in exchange for pick No. 190 (6th - TE Charlie Woerner)
- ▶ **4/25/20** - Traded pick No. 164 (5th - LB Curtis Weaver) to Miami in exchange for picks No. 173 (5th - WR Darnell Mooney) and No. 227 (7th - T Lachavious Simmons)
- ▶ **3/19/20** - Agreed to terms on a trade with the Detroit Lions to acquire CB Darius Slay in exchange for a 2020 third-round (No. 85 overall - S Julian Blackmon) draft pick and a 2020 fifth-round (No. 166 overall) draft pick

2019

- ▶ **8/22/19** - Agreed to terms with Arizona to acquire S Rudy Ford in exchange for DT Bruce Hector
- ▶ **8/9/19** - Acquired DE Eli Harold from Buffalo in exchange for T Ryan Bates
- ▶ **4/27/19** - Acquired DT Hassan Ridgeway from Indianapolis in exchange for the 246th pick in the 2019 NFL Draft (7th - C Javon Patterson)
- ▶ **4/27/19** - The 167th overall selection (5th - QB Clayton Thorson) and the 246th overall selection (7th - C Javon Patterson) were acquired from the New England Patriots in exchange for the 163rd overall selection (5th - P Jake Bailey)
- ▶ **4/25/19** - The 22nd overall selection in the 2019 NFL Draft (1st - T Andre Dillard) was acquired from the Baltimore Ravens in exchange for the 25th (1st - WR Marquise Brown), 127th (4th - CB Iman Marshall) and 197th (6th - QB Trace McSorley) overall picks
- ▶ **3/28/19** - Acquired RB Jordan Howard from Chicago in exchange for 2020 draft choice
- ▶ **3/14/19** - Acquired a 2020 5th-round draft choice from New England in exchange for DE Michael Bennett and a 2020 7th-round draft choice
- ▶ **3/13/19** - Acquired WR DeSean Jackson and 2020 7th-round draft choice from Tampa Bay in exchange for 2019 6th-round draft choice

2018

- ▶ **10/30/18** - Acquired WR Golden Tate from Detroit in exchange for a 3rd-round pick in 2019
- ▶ **9/1/18** - Acquired S Deiondre' Hall from Chicago in exchange for a conditional 7th-round pick in 2019
- ▶ **4/27/18** - Acquired the 233rd overall selection (7th - Jordan Mailata) in the 2018 NFL Draft from New England in exchange for the 250th overall selection (7th - TE Ryan Izzo) and a 2019 7th round pick
- ▶ **4/27/18** - Acquired the 49th overall selection (2nd - TE Dallas Goedert) in the 2018 NFL Draft from Indianapolis in exchange for the 52nd overall pick (2nd - DE Kemoko Turay) and the 169th overall pick (5th - Jordan Wilkins)
- ▶ **4/26/18** - Traded the 32nd (1st - QB Lamar Jackson) and 132nd (4th - WR Jaleel Scott) overall picks in the 2018 NFL Draft to Baltimore for the 52nd (2nd - DE Kemoko Turay) and 125th (4th - CB Avonte Maddox) overall picks in 2018, and a 2019 2nd-round pick
- ▶ **3/14/18** - Acquired DE Michael Bennett and a 7th-round pick (250th) in 2018 from Seattle in exchange for WR Marcus Johnson and a 5th-round selection (156th) in 2018
- ▶ **3/14/18** - Acquired CB Daryl Worley from Carolina in exchange for WR Torrey Smith

2017

- ▶ **10/31/17** - Acquired RB Jay Ajayi from Miami in exchange for a 2018 4th-round pick
- ▶ **8/28/17** - Traded LS Jon Dorenbos to New Orleans in exchange for a 2019 7th-round pick
- ▶ **8/27/17** - Acquired CB Dexter McDougle from N.Y. Jets in exchange for S Terrence Brooks
- ▶ **8/21/17** - Acquired a 2018 5th-round pick from Seattle in exchange for G/T Matt Tobin and a 2018 7th-round pick
- ▶ **8/11/17** - Acquired CB Ronald Darby from Buffalo in exchange for WR Jordan Matthews and a 2018 3rd-round pick
- ▶ **7/26/17** - Traded G/T Allen Barbre to Denver in exchange for a 2019 conditional 7th-round pick
- ▶ **4/29/17** - Traded the 164th (G Isaac Asiata) and 194th overall (DT Vincent Taylor) picks to Miami for the 166th (WR Shelton Gibson) and 184th (LB Nathan Gerry) overall selections in 2017
- ▶ **4/29/17** - Traded the 155th overall selection (LB Jayon Brown) for the 164th (G Isaac Asiata) and 214th (DT Elijah Qualls) overall picks in 2017
- ▶ **4/29/17** - Traded the 139th (WR Jehu Chesson) and 230th (S Josh Harvey-Clemons) overall picks to Minnesota for the 132nd overall selection (RB Donnel Pumphrey)
- ▶ **4/4/17** - Acquired DT Tim Jernigan and a 2017 3rd round draft choice (CB Rasul Douglas) from Baltimore in exchange for a 2017 3rd round draft pick (DE Chris Wormley)

2016

- ▶ **9/7/16** - Traded CB Eric Rowe to New England for a 4th round draft pick in 2018
- ▶ **9/3/16** - Traded QB Sam Bradford to Minnesota for a first round draft pick in 2017 (DE Derek Barnett) and a 4th round draft pick in 2018 (DE Josh Sweat)
- ▶ **8/16/16** - Traded OL Dennis Kelly to Tennessee for WR Dorial Green-Beckham
- ▶ **4/30/16** - Traded the 188th overall pick (TE David Morgan) to Minnesota for a 6th round pick (S Blake Countess) and a 7th round pick (DE Alex McAlister) in 2016
- ▶ **4/20/16** - Traded the 8th overall pick, a 3rd round draft choice, a 4th round draft choice, a 2017 1st round draft choice and a 2018 2nd round draft choice to the Cleveland Browns for the 2nd overall selection (QB Carson Wentz) and a 2017 4th round pick
- ▶ **3/11/16** - Traded QB Mark Sanchez to the Denver Broncos for a conditional 7th round draft choice
- ▶ **3/9/16** - Traded RB DeMarco Murray and a 4th round draft choice to the Tennessee Titans for a 4th round draft choice (traded to Cleveland)
- ▶ **3/9/16** - Traded LB Kiko Alonso, CB Byron Maxwell and the 13th overall selection to the Miami Dolphins for the 8th overall selection (traded to Cleveland)

2015

- ▶ **9/4/15** - Traded QB Matt Barkley to the Arizona Cardinals for a conditional 7th round draft choice in 2016
- ▶ **8/1/15** - Traded CB Brandon Boykin to the Pittsburgh Steelers for a conditional 5th round draft choice in 2016
- ▶ **5/2/15** - Traded the 113th overall selection (DT Gabe Wright) to the Detroit Lions for a 3rd round selection in 2016
- ▶ **5/1/15** - Traded the 52nd overall selection (NT Jordan Phillips), 145th overall selection (CB Bobby McCain) and the 156th overall selection (WR Tony Lippett) in 2015 to the Miami Dolphins for the 47th overall selection (DB Eric Rowe) and the 191st overall selection (DB JaCorey Shepherd) in 2015
- ▶ **3/10/15** - Traded QB Nick Foles, a 4th round draft choice in 2015 (T



Andrew Donnel), and a 2nd round draft choice in 2016 to the St. Louis Rams for QB Sam Bradford and a 5th round draft choice in 2015 (traded to Miami)

- ▶ **3/10/15** - Traded RB LeSean McCoy to the Buffalo Bills for LB Kiko Alonso

2014

- ▶ **8/20/14** - Traded RB David Fluellen to the Indianapolis Colts for K Cody Parkey
- ▶ **8/19/14** - Traded a conditional 2015 7th round draft choice to the Carolina Panthers for RB Kenjon Barner
- ▶ **5/10/14** - Traded RB Bryce Brown and a 2014 7th round draft choice (T Seantrel Henderson) to the Buffalo Bills for a 2014 7th round draft choice (DT Beau Allen) and a 2015 4th round draft choice (traded to Detroit)
- ▶ **5/9/14** - Traded a 3rd round draft choice (DT Louis Nix) to the Houston Texans for a 4th round draft choice (DB Jaylen Watkins) and a 5th round draft choice (DE Taylor Hart)
- ▶ **5/9/14** - Traded a 2nd round draft choice (RB Bishop Sankey) and a 4th round draft choice (S Marqueston Huff) to the Tennessee Titans for a 2nd round draft choice (WR Jordan Matthews)
- ▶ **5/8/14** - Traded a 1st round draft choice (QB Johnny Manziel) to the Cleveland Browns for a 1st round draft choice (LB Marcus Smith) and a 3rd round draft choice (traded to Houston)
- ▶ **3/13/14** - Traded a 2014 5th round draft choice (LB Ronald Powell) to the New Orleans Saints for RB Darren Sproles

2013

- ▶ **10/29/13** - Traded DT Isaac Sopoaga and a 2014 6th round draft choice (DE Zach Moore) to the New England Patriots for a 2014 5th round draft choice (traded to New Orleans)
- ▶ **8/23/13** - Traded RB Felix Jones to the Pittsburgh Steelers for LB Adrian Robinson
- ▶ **8/12/13** - Traded OL Nate Menkin to the Houston Texans for WR Jeff Maehl
- ▶ **4/27/13** - Traded a 4th round draft choice (WR Ace Sanders) and a 7th round draft choice (CB DeMetrius McCray) to the Jacksonville Jaguars for a 4th round draft choice (QB Matt Barkley)
- ▶ **4/11/13** - Traded RB Dion Lewis to the Cleveland Browns for LB Emmanuel Acho
- ▶ **3/28/13** - Traded FB Stanley Havili to the Indianapolis Colts for DE Clifton Geathers
- ▶ **3/15/13** - Traded a 2013 6th round draft choice (G Jeff Baca) and a 2014 conditional draft choice to the Tampa Bay Buccaneers for WR Arrelious Benn and a 2013 7th round draft choice (CB Jordan Poyer)

2012

- ▶ **8/31/12** - Acquired S David Sims from the Cleveland Browns for a 2013 conditional draft choice (DE Joe Kruger)
- ▶ **8/2/12** - Traded LB Moise Fokou and LB Greg Lloyd to the Indianapolis Colts for CB Kevin Thomas and a conditional 7th round draft choice
- ▶ **7/22/12** - Traded CB D.J. Johnson to the Indianapolis Colts for DT Ollie Ogbu
- ▶ **4/27/12** - Traded a 2nd round draft choice (DT Jerel Worthy) to the Green Bay Packers for a 2nd round draft choice (DE Vinny Curry) and a 4th round draft choice (CB Brandon Boykin)
- ▶ **4/26/12** - Traded a 1st round draft choice (DE Bruce Irvin), a 4th round draft choice (DT Jaye Howard), and a 6th round draft choice (CB Jeremy Lane) to the Seattle Seahawks for a 1st round draft choice (DT Fletcher Cox)
- ▶ **4/25/12** - Traded CB Asante Samuel to the Atlanta Falcons for a 7th round draft choice (RB Bryce Brown)

- ▶ **3/20/12** - Traded a 3rd round draft choice (G Brandon Brooks) and a 4th round draft choice (C Ben Jones) to the Houston Texans for LB DeMeco Ryans and a 3rd round pick (QB Nick Foles)

- ▶ **3/14/12** - Traded T Winston Justice and a 6th round draft choice (S Josh Bush) to the Indianapolis Colts for a 6th round draft choice (traded to Seattle)

2011

- ▶ **8/1/11** - Traded DT Brodrick Bunkley to the Denver Broncos in exchange for an 6th draft choice in 2013 (traded to Tampa Bay)
- ▶ **7/28/11** - Traded QB Kevin Kolb to Arizona for CB Dominique Rodgers-Cromartie and a 2nd round draft choice in 2012
- ▶ **4/30/11** - Traded a 6th round draft choice (LB Markell Carter) to New England for a 6th round draft choice (LB Brian Rolle)
- ▶ **4/30/11** - Traded a 5th round draft choice (WR Jeremy Kerley) and a 7th round draft choice (WR Scotty McKnight) to the NY Jets for a 5th round draft choice (G Julian Vandervelde) and a 6th round draft choice (traded to New England later in draft)
- ▶ **4/30/11** - Traded a 4th round draft choice (TE Luke Stocker) to Tampa Bay for a 4th round draft choice (LB Casey Matthews) and a 4th round draft choice in 2012
- ▶ **4/29/11** - Traded a 3rd round draft choice (T Jah Reid) to Baltimore for a 3rd round draft choice (CB Curtis Marsh) and a 6th round draft choice (C Jason Kelce)

2010

- ▶ **10/13/10** - Traded RB Mike Bell to the Cleveland Browns for RB Jerome Harrison
- ▶ **9/4/10** - Traded G Stacy Andrews to Seattle for a 7th round pick in 2011 ... Traded LB Tracy White and a 7th round pick (OLB Travis Lewis) to New England for a 2012 6th round pick (G Brandon Washington)
- ▶ **9/3/10** - Traded an undisclosed draft choice in 2011 to Arizona for OL Reggie Wells
- ▶ **8/30/10** - Traded FB Charles Scott to Arizona for CB Jorrick Calvin
- ▶ **7/30/10** - Traded LB Joe Mays to Denver for RB J.J. Arrington or a 2012 conditional draft choice (compensation - 2012 6th round pick - WR Marvin McNutt)
- ▶ **4/24/10** - Traded a 6th round draft choice in 2011 to Detroit for a 7th round draft choice (LB Jamar Chaney)
- ▶ **4/24/10** - Traded a 5th round draft choice (DT Cam Thomas) to San Diego for a 5th round draft choice (WR Riley Cooper) and a 5th round draft choice in 2011 (RB Dion Lewis)
- ▶ **4/23/10** - Traded a 3rd round draft choice (S Morgan Burnett) to Green Bay for a 3rd round draft choice (DE Daniel Te'o-Nesheim) and a 4th round draft choice (QB Mike Kafka)
- ▶ **4/23/10** - Traded a 2nd round draft choice (RB Montario Hardesty) to Cleveland for a 3rd round draft choice (later traded to Green Bay) and two 5th round draft choices (DE Ricky Sapp and the other was traded to San Diego, who selected DT Cam Thomas)
- ▶ **4/23/10** - Traded a 2nd round draft choice (LB Sean Lee) to Dallas for a 2nd round draft choice (later traded to Cleveland) and a 4th round draft choice (TE Clay Harbor)
- ▶ **4/22/10** - Traded a 1st round draft choice (traded to New England and then to Dallas who selected WR Dez Bryant) and two 3rd round draft choices (one was traded to Seattle and then to Baltimore who selected TE Ed Dickson and the other was used to select WR Eric Decker) to Denver for a 1st round draft choice (DE Brandon Graham)
- ▶ **4/19/10** - Acquired LB Ernie Sims from the Detroit Lions in three-team trade. Sent a 5th round draft pick in 2010 to Denver (CB Perrish Cox), who sent TE Tony Scheffler and a 7th round pick (traded to Philadelphia who selected LB Jamar Chaney) to Detroit



- ▶ **4/4/10** - Traded QB Donovan McNabb to Washington for a 2nd round draft choice (S Nate Allen) in 2010 and a 3rd or 4th round draft choice in 2011 (traded to Tampa Bay)
- ▶ **4/2/10** - Traded CB Sheldon Brown and LB Chris Gocong to Cleveland for LB Alex Hall, and a 4th (CB Trevard Lindley) and a 5th round draft choice in 2010 (traded to Denver in 3-team trade for LB Ernie Sims)
- ▶ **3/16/10** - Traded DE Chris Clemons and a 4th round draft choice in 2010 to Seattle for DE Darryl Tapp
- ▶ **3/8/10** - Traded WR Reggie Brown to Tampa Bay for an undisclosed draft choice in 2011

2009

- ▶ **10/20/09** - Traded WR Brandon Gibson and a 5th round draft choice in 2010 (traded to Miami who selected S Reshad Jones) to St. Louis for LB Will Witherspoon
- ▶ **4/26/09** - Traded a 7th round draft choice (P Pat McAfee) to Indianapolis for a 6th round draft choice in 2010 (RB Charles Scott)
- ▶ **4/26/09** - Traded a 5th round draft choice (P Thomas Morstead) to New Orleans for a 7th round draft choice (traded to Indianapolis who selected P Pat McAfee) and a 5th round draft choice in 2010 (traded to St. Louis along with WR Brandon Gibson for LB Will Witherspoon)
- ▶ **4/26/09** - Traded two 5th round draft choices (137th, traded to Baltimore who selected LB Jason Phillips and 141st, traded to Denver who selected WR Kenny McKinley) to New England for CB Ellis Hobbs
- ▶ **4/26/09** - Traded a 3rd round draft choice (WR Deon Butler) to Seattle for a 5th round draft choice (137th, traded to New England for CB Ellis Hobbs), a 7th round draft choice (G Paul Fanaika) and a 3rd round draft choice in 2010 (traded to Denver)
- ▶ **4/26/09** - Traded a 3rd round draft choice (WR Ramses Barden) to NY Giants for a 3rd round draft choice (91st, traded to Seattle later in draft) and a 5th round draft choice (164th, traded to New Orleans later in draft)
- ▶ **4/25/09** - Traded a 1st round pick (C Alex Mack) and a 6th round draft choice (RB James Davis) to Cleveland for a 1st round draft choice (WR Jeremy Maclin)
- ▶ **4/20/09** - Traded a 1st round pick in 2009 (OL Eric Wood), a 4th round pick in 2009 (TE Shawn Nelson) and a 6th round pick in 2010 (DE Danny Batten) to Buffalo for T Jason Peters
- ▶ **3/5/09** - Traded WR Greg Lewis and a 7th round draft choice in 2010 (traded to Denver and then to Washington who selected T Selvis Capers) to the New England Patriots for a 5th round draft pick in 2009 (T Fenuki Tupou)
- ▶ **2/28/09** - Traded CB Lito Sheppard and a 5th round pick in 2010 (traded to Arizona who selected QB John Skelton) to the NY Jets for a 5th round draft pick in 2009 (TE Cornelius Ingram) and a 4th round draft pick in

2008

- ▶ **6/6/08** - Traded a conditional draft pick in 2009 (no draft pick traded) to Indianapolis in exchange for FB Luke Lawton
- ▶ **4/27/08** - Traded a 6th round draft pick to Cleveland (WR Paul Hubbard) in exchange for a 5th round draft pick in 2009 (traded to New England for CB Ellis Hobbs)
- ▶ **4/26/08** - Traded a 1st round draft pick (T Jeff Otah) to Carolina in exchange for a 2nd round draft pick (traded to Minnesota, see next trade), a 4th round draft pick (G Mike McGlynn), and a 1st round draft pick in 2009 (traded to Buffalo in Jason Peters' deal)
- ▶ **4/26/08** - Traded a 2nd round draft pick (FS Tyrell Johnson) and a 5th round draft pick (DT Letroy Guion) to Minnesota in exchange for a 2nd round draft pick (DT Trevor Laws) and a 4th round draft pick (FS Quintin Demps)

- ▶ **4/26/08** - Traded a 4th round draft pick (traded to Chicago then to Tampa Bay, who selected DT Dre Moore) in exchange for RB Lorenzo Booker

2007

- ▶ **8/28/07** - Traded QB Kelly Holcomb to Minnesota for an undisclosed draft pick in 2009 (used in a 2009 draft day trade with Cleveland that landed WR Jeremy Maclin)
- ▶ **4/28/07** - Traded a 1st round draft pick (DE Anthony Spencer) to Dallas in exchange for a 2nd round draft pick (QB Kevin Kolb), a 3rd round draft pick (LB Stewart Bradley), and a 5th round draft pick (S C.J. Gaddis)
- ▶ **3/26/07** - Traded DT Darwin Walker and a 2008 conditional draft choice (7th round, WR Steve Johnson) to Buffalo for LB Takeo Spikes and QB Kelly Holcomb

2006

- ▶ **9/2/06** - Traded C Hank Fraley to the Cleveland Browns for a 6th round draft pick in 2008. Traded FB Josh Parry to the Seattle Seahawks for a 7th round draft choice in 2008 (T King Dunlap)
- ▶ **8/28/06** - Traded LB Mark Simoneau and a conditional 4th round draft choice in 2007 to New Orleans (who traded the pick to the San Francisco 49ers who used it to select S Dashon Goldson) for WR Donté Stallworth
- ▶ **5/18/06** - Traded WR Billy McMullen to Minnesota for WR Hank Baskett
- ▶ **4/30/06** - Traded a 4th round pick (WR Will Blackmon) and a 6th round pick (FS Tyrone Culver), both of which were acquired from Minnesota for own 4th round pick (DE Ray Edwards) and G Artis Hicks, to Green Bay for a 4th round pick (WR Jason Avant)
- ▶ **4/30/06** - Traded own 4th round pick (T Jahri Evans) and DT Hollis Thomas for a 4th round pick (G Max Jean-Gilles)
- ▶ **4/29/06** - Traded own 3rd round draft choice (LB Anthony Schlegel) and own 7th round pick (DT Adam Titus) for a 3rd round pick (LB Chris Gocong)
- ▶ **4/29/06** - Traded own 2nd round draft choice (RB LenDale White) and own 4th round pick to Tennessee for a 2nd round draft pick (T Winston Justice). Tennessee traded the 4th round pick (LB Stephen Tulloch) to Dallas

2005

- ▶ **4/24/05** - Traded own 5th round draft choice (FS Michael Hawkins), 6th round draft choice, and own 7th round draft choice (SS Kurt Campbell) to Green Bay for a 4th round draft choice (T Todd Herremans). Philadelphia traded the 6th round pick to Green Bay who then traded it to New England, who then traded it to Oakland, who selected DT Anttaj Hawthorne
- ▶ **4/24/05** - Traded own 4th round draft choice (DE Chris Canty) and a 6th round draft choice in 2006 to Dallas for a 5th round draft choice (traded to Indianapolis) and a 4th round draft choice in 2006 (traded to Tennessee) ... Traded the 5th round (DE Jonathan Welsh) choice to Indianapolis for a 4th round draft choice in 2006
- ▶ **4/23/05** - Traded own 3rd round draft choice (T Adam Snyder) to San Francisco for a 4th round draft choice (S Sean Considine) and a 6th round draft choice (see trade two above)

2004

- ▶ **9/5/04** - Agreed to send a conditional 2005 draft choice (6th round, CB Derrick Johnson) to the San Francisco 49ers to complete the trade that sent WR Terrell Owens to the Eagles and DE Brandon Whiting to the 49ers
- ▶ **4/25/04** - Traded G John Welbourn to Kansas City for a 5th round pick in 2004 (FB Thomas Tapeh) and a 3rd round pick in 2005 (RB Ryan Moats)



- ▶ **4/24/04** - Traded a 1st and 2nd round pick (CB Shawntae Spencer) to San Francisco for the 16th overall pick (T/G Shawn Andrews). The 49ers traded the 1st round pick to Carolina who chose CB Chris Gamble
- ▶ **4/3/04** - Traded QB A.J. Feeley to Miami for a 2nd round pick in 2005 (WR Reggie Brown)
- ▶ **3/30/04** - Traded WR James Thrash to Washington for a 5th round draft pick in 2005 (LB/DE Trent Cole)
- ▶ **3/16/04** - In a three-team deal, traded a 5th round pick to Baltimore and DE Brandon Whiting to San Francisco in exchange for WR Terrell Owens. The Ravens traded the 5th round pick to Miami who chose SS Tony Bua

2003

- ▶ **8/30/03** - Traded WR Freddie Milons to Pittsburgh for a conditional, future draft pick (no pick exchanged)
- ▶ **4/26/03** - Traded a 1st round pick (CB Sammy Davis) and a 2nd round pick (FS Terrence Kiel) to San Diego for the 15th overall pick in the 2003 draft (DE Jerome McDougle)
- ▶ **4/26/03** - Traded a 5th round pick (LB Hunter Hillenmeyer) to Green Bay for a 6th round pick (T/G Jeremy Bridges) and a 7th round pick (S Norman LeJeune)
- ▶ **4/26/03** - Traded a 7th round choice (CB Chris Johnson) to Green Bay for a 6th round pick (QB Andy Hall) in 2004
- ▶ **3/4/03** - Traded a 6th round pick (DB Waine Bacon) in 2003 and a 4th round pick in 2004 to Atlanta for LB Mark Simoneau. The Falcons traded the 4th round pick to Indianapolis who chose CB Jason David
- ▶ **2/28/03** - Traded CB Al Harris and a 4th round pick in 2003 to Green Bay for a 2nd round pick (TE L.J. Smith). The Packers traded the 4th round pick to Buffalo who chose WR Sam Aiken

2001

- ▶ **4/21/01** - Traded a 3rd round pick (LB Morlon Greenwood) and a 6th round pick (DE Otis Leverette) to Miami for a 2nd round pick in 2002 (CB Sheldon Brown)

2000

- ▶ **8/25/00** - Traded CB/KR Allen Rossum to Green Bay for an undisclosed draft pick (5th round, TE Tony Stewart)
- ▶ **4/16/00** - Traded a 4th round pick (WR Trevor Gaylor) to San Diego for a 3rd round pick in 2001 (DE Derrick Burgess). The pick traded to the Chargers was obtained from a trade with Detroit for a 5th round pick (S Ty Talton) in 1999
- ▶ **4/16/00** - Traded TE Kaseem Sinceno to Green Bay for TE Jeff Thomson
- ▶ **4/15/00** - Traded a 3rd round (TE Erron Kinney) and 5th round pick (SS Aric Morris) to Tennessee for a 2nd round pick (G Bobbie Williams) in 2000

1999

- ▶ **9/5/99** - Traded an undisclosed draft pick (7th round, TE Mike Roberg) to Carolina for TE Luther Broughton
- ▶ **9/1/99** - Traded DE Jon Harris to Green Bay for T John Michaels
- ▶ **8/24/99** - Traded QB Bobby Hoying to Oakland for an undisclosed, conditional draft pick (6th round, DE John Frank)
- ▶ **4/28/99** - Traded QB Rodney Peete to Washington for a 6th round pick (C John Romero)

1998

- ▶ **8/30/98** - Traded a future, conditional draft pick to New England (7th round) for WR Dietrich Jells. The Patriots traded the pick to San Francisco who chose QB Tim Rattay
- ▶ **4/19/98** - Traded a 3rd round pick (WR Brian Alford) to the New York Giants for a 3rd round pick (CB/KR Allen Rossum) and 4th round pick

(CB Clarence Love) ... Traded a 4th round pick (DE Lorenzo Bromell) to Miami for a 4th round pick (DT/DE Brandon Whiting) and a 5th round pick (LB Ike Reese) ... Traded a 6th round pick (DE Eric Ogbogu) to the New York Jets for WR Jeff Graham ... Traded a 7th round pick (C Trey Teague) to Denver for a 6th round pick (WR Troy Smith) in 1999

- ▶ **3/13/98** - Traded a 2nd round and 5th round (LB Casey Dailey) pick to the New York Jets for DE Hugh Douglas. The Jets traded the 2nd round pick to Pittsburgh who chose DT Jeremy Staat

1997

- ▶ **8/27/97** - Traded an undisclosed pick of player/pick to Baltimore for CB Willie Clark
- ▶ **8/24/97** - Traded G Ben Cavil to Baltimore for undisclosed terms.
- ▶ **8/22/97** - Acquired G Sean Love from the New York Jets for past considerations
- ▶ **4/19/97** - Traded a 1st round pick (TE David LaFleur) to Dallas for a 1st round (DE Jon Harris) and 5th round (TE Luther Broughton) picks in 1997 and a 3rd round pick (LB Jeremiah Trotter) in 1998 ... Traded a 2nd round pick (FB Marc Edwards) to San Francisco for a 2nd round pick (LB James Darling), a 6th round (WR Antuan Wyatt), and a 7th round pick (CB Deauntae Brown) ... Traded a 3rd round pick (CB Ty Howard) and a 6th round pick (LB Tony McCombs) to Arizona for a 3rd round pick (RB Duce Staley)
- ▶ **4/18/97** - Traded DT Ronnie Dixon to the New York Jets for a 7th round pick (QB Koy Detmer) in 1997

1995

- ▶ **8/27/95** - Traded T Joe Sims to Green Bay for an undisclosed pick in 1995 (6th round, TE Tony Johnson)
- ▶ **8/21/95** - Traded a conditional, undisclosed draft pick (7th round) to Cleveland for DT Ronnie Dixon
- ▶ **4/23/95** - Traded a 5th round pick (WR Mike Miller) in 1995 and a 5th round pick in 1996 to Cleveland for a 4th round pick (QB David Barr). The 5th round pick to Baltimore was traded to Dallas who chose G Kenneth McDaniel ... Traded a 5th round pick (FB Ryan Christopherson) and a 7th round pick (WR Curtis Marsh) to Jacksonville for a 6th round pick (FB Fred McCray) and two 7th round picks (RB Kevin Bouie and T Howard Smothers)
- ▶ **4/22/95** - Traded a 1st round pick (DT Warren Sapp) and two 2nd round picks (DB Melvin Johnson and the other was traded to Dallas, who chose G Shane Hannah) to Tampa Bay for the 7th overall selection (DE Mike Mamula) and a 3rd round pick (DE Greg Jefferson) ... Traded WR Victor Bailey and a 4th round pick to Kansas City for a 2nd round pick (CB Bobby Taylor) in 1995 and a 6th round pick (WR Phillip Riley) in 1996. The Chiefs traded the 4th round pick to New England who chose C David Wohlabough



HONORS & HISTORY



[FRONT OFFICE & COACHING STAFF](#)

[PLAYER BIOS](#)

[2023 EAGLES STATISTICS](#)

[RECORD BOOK](#)

[ALL-TIME RESULTS](#)

[ALL-TIME ROSTERS](#)

[HONORS & HISTORY](#)

[YEAR-BY-YEAR STATISTICS](#)

[OFF THE FIELD](#)

**SUPER BOWL MVP**

2017 Nick Foles

NFL MVP/PLAYER OF THE YEAR

1960 Norm Van Brocklin, QB (UP, AP, NE, SN, MX)
 1965 Pete Retzlaff, TE (MX)
 1980 Ron Jaworski, QB (MX)
 1988 Randall Cunningham, QB (MX)
 1990 Randall Cunningham, QB (FW, MX)
 2010 Michael Vick, QB (MX)
 2017 Carson Wentz, QB (MX)
 2022 Jalen Hurts, QB (MX)

NFC MVP/PLAYER OF THE YEAR

1980 Ron Jaworski, QB (UP)
 2000 Donovan McNabb, QB (CBS)
 2004 Donovan McNabb, QB (CBS)

NFL OFFENSIVE MVP/PLAYER OF THE YEAR

1990 Randall Cunningham, QB (PW)

NFC OFFENSIVE MVP/PLAYER OF THE YEAR

1990 Randall Cunningham, QB (UP, KC)
 2004 Donovan McNabb, QB (KC)
 2010 Michael Vick, QB (KC)
 2013 LeSean McCoy, RB (KC)
 2022 Jalen Hurts, QB (KC)

NFL DEFENSIVE MVP/PLAYER OF THE YEAR

1987 Reggie White, DE (AP, NE, PW)
 1991 Reggie White, DE (PW)

NFC DEFENSIVE MVP/PLAYER OF THE YEAR

1987 Reggie White, DE (UP, KC)
 1991 Reggie White, DE (UP)
 1993 Eric Allen, CB (UP)

NFL ROOKIE OF THE YEAR

1951 Bobby Walston, TE/K
 1988 Keith Jackson, TE (SN)

NFC ROOKIE OF THE YEAR

1973 Charle Young, TE (UP)
 1984 Paul McFadden, K (UP)

NFL COMEBACK PLAYER OF THE YEAR

1973 Roman Gabriel, QB (PW)
 1991 Jim McMahon, QB (PW)
 1992 Randall Cunningham, QB (PW)
 2010 Michael Vick, QB (AP, PW, SN)

FedEx AIR & GROUND PLAYER OF THE YEAR

2011 LeSean McCoy (Ground)
 2013 LeSean McCoy (Ground)
 2017 Carson Wentz (Air)

NFL COACH OF THE YEAR

1948 Greasy Neale (SN)
 1960 Buck Shaw (UP, AP)
 1979 Dick Vermeil (SN, PW)
 1995 Ray Rhodes (AP, SN, MX, NFL Films)
 2000 Andy Reid (SN, MX, FD)
 2002 Andy Reid (AP, MX, PW, SN)
 2010 Andy Reid (MX)
 2013 Chip Kelly (MX)

2017 Doug Pederson (MX)

2022 Nick Sirianni (MX)

NFC COACH OF THE YEAR

2010 Marty Mornhinweg (PW)

ASSISTANT COACH OF THE YEAR

1978 Dick Vermeil (FW, UP, KC)
 1979 Dick Vermeil (FW, KC)
 1995 Ray Rhodes (UP, KC)
 2002 Andy Reid (KC)

NFL EXECUTIVE OF THE YEAR

2017 Howie Roseman (PFWA, Sports Illustrated)
 2022 Howie Roseman (PFWA)

ALL-PRO SELECTIONS

1933 Swede Hanson, B (OF, CN, GB)
 1934 Swede Hanson, B (OF, GB)
 1935 Joe Carter, E (GB), Ed Manske, E (GB)
 1936 Joe Carter, E (EY, CN)
 1937 Bill Hewitt, E (OF, UP, IN, NY)
 1938 Joe Carter, E (FW, NY), Bill Hewitt, E (OF, UP, FW, IN, NY, EY)
 1939 Davey O'Brien, B (OF, UP, FW, NY, EY)
 1940 Dick Bassi, G (EY, HA), Don Looney, E (OF, NY, EY, HA), Davey O'Brien, B (OF)
 1941 Dick Humbert, E (NY), Phil Ragazzo, T (UP), Bob Suffridge, G (NY)
 1942 Tommy Thompson, B (IN, NY)
 1943 Jack Hinkle, B (AP, UP, PF, HA), Eberle Schultz, G (PF), Vic Sears, T (AP, UP, NY, IN), Ernie Steele, B (UP), Roy Zimmerman, B (AP)
 1944 Steve Van Buren, B (AP, UP, NY), Al Wistert, T (AP, UP, IN, NY), Roy Zimmerman, B (UP, IN, NY)
 1945 Bruno Banducci, G (NY), Jack Ferrante, E (UP, NY), Vic Sears, T (UP, IN), Steve Van Buren, B (AP, UP, IN, NY, PF, HA), Al Wistert, T (AP, UP, IN, NY, PF, HA)
 1946 Augie Lio, G (UP, NY), Steve Van Buren, HB (UP, NY, PF), Al Wistert, T (AP, UP, NY, PF)
 1947 Pete Pihos, E (PF), Al Wistert, T (AP, UP, NY, PF, HA), Steve Van Buren, HB (AP, UP, NY, PF)
 1948 Bucko Kilroy, G (UP), Joe Muha, FB (UP, PF, HA), Pete Pihos, E (AP, SN, UP, NY, PF, HA), Tommy Thompson, QB (AP, UP, NY, PF), Steve Van Buren, HB (AP, UP, SN, NY, PF), Al Wistert, T (SN, UP, NY, PF, HA)
 1949 Jack Ferrante, E (NY), Bucko Kilroy, G (UP, NY), Cliff Patton, G (UP), Pete Pihos, E (AP, IN, UP, NY), Vic Sears, T (UP, NY), Tommy Thompson, QB (UP, NY), Steve Van Buren, HB (AP, IN, UP, NY), Al Wistert, T (IN)
 1950 Chuck Bednarik, C (AP, NY), Bucko Kilroy, G (UP, NY), Joe Muha, C (NY), Pete Pihos, E (UP, NY), Vic Sears, T (NY), Steve Van Buren, HB (UP, NY), Al Wistert, T (NY)
 1951 Chuck Bednarik, LB (AP, UP, NY), Bucko Kilroy, MG (NY), Vic Lindskog, C (AP), Bobby Walston, E (UP), Al Wistert, T (NY)
 1952 Chuck Bednarik, LB (AP, UP), Bucko Kilroy, MG (AP, UP), Pete Pihos, DE (AP, UP, NY), Vic Sears, DT (AP, NY), Lum Snyder, T (NY)
 1953 Chuck Bednarik, LB (AP, UP, NY), Bucko Kilroy, MG (UP, NY), Pete Pihos, E (AP, UP, NY), Lum Snyder, T (UP), Bobby Thompson, QB (NY), Norm Willey, DE (UP, NY), Frank Wydo, T (NY)
 1954 Chuck Bednarik, LB (AP, UP, SN, NY), Bucko Kilroy, MG (AP, UP, SN), Pete Pihos, E (AP, UP, SN, NY), Ken Snyder, T (AP, UP, NY), Norm Willey, DE (AP, UP, NY)
 1955 Chuck Bednarik, LB (AP, UP, NE, NY), Pete Pihos, E (AP, UP, NE, SN, NY), Wayne Robinson, LB (SN), Tom Scott, DE (SN), Lum Snyder, T (NE), Norm Willey, DE (UP)



ALL-PRO SELECTIONS (Continued)

- 1956** Chuck Bednarik, LB (AP, UP, NE, NY), Tom Scott, DE (NE)
- 1957** Chuck Bednarik, LB (AP, UP, NE, NY)
- 1958** Pete Retzlaff, E (AP, UP, NE, NY)
- 1959** Tom Brookshier, DB (AP, UP, NE), Tommy McDonald, E (AP, UP)
- 1960** Chuck Bednarik, C and LB (AP, UP, NY), Tom Brookshier, CB (AP, UP, NE, NY), Don Burroughs, S (AP, NE, NY), Tommy McDonald, E (UP, NE, NY), Jess Richardson, DT (UP), Norm Van Brocklin, QB (AP, UP, NE, NY)
- 1961** Maxie Baughan, LB (UP, NY), Chuck Bednarik, C (UP), Don Burroughs, S (UP, NE, NY), Sonny Jurgensen, QB (AP, UP), Tommy McDonald, WR (UP, NE, NY), Leo Sugar, DE (UP)
- 1962** Don Burroughs, S (NE), Tommy McDonald, E (AP, NE)
- 1963** Tim Brown, RB (UP, NE, NY)
- 1964** Bob Brown, T (AP), Maxie Baughan, OLB (AP, NY), Pete Retzlaff, TE (AP, UP, NE, NY), Jim Ringo, C (AP, UP, NE, NY)
- 1965** Maxie Baughan, OLB (AP), Bob Brown, T (AP, NE, NY), Tim Brown, RB (AP, UP, NY), Pete Retzlaff, TE (AP, UP, NE, NY)
- 1966** Bob Brown, T (AP, UP, NE, FW, NY), Tim Brown, RB (NY), Pete Retzlaff, TE (NY), Jim Ringo, C (AP)
- 1967** Bob Brown, T (AP, UP)
- 1968** Bob Brown, T (FW, AP, UP, NE, NY, PW), Tom Woodeshick, RB (AP)
- 1969** Tom Woodeshick, RB (AP, UP, NY)
- 1971** Bill Bradley, S (AP, FW, PW)
- 1972** Bill Bradley, S (AP, FW, NE, PW), Harold Jackson, WR (AP, FW, NE)
- 1973** Bill Bradley, S (AP, FW, NE), Harold Carmichael, WR (AP, FW, NE, PW), Charle Young, TE (AP, FW, NE, PW)
- 1974** Bill Bergey, MLB (AP, FW, NE, PW), Charle Young, TE (AP, FW, NE)
- 1975** Bill Bergey, MLB (AP, NE), Charle Young, TE (AP, FW, NE, PW)
- 1976** Bill Bergey, MLB (AP, FW, NE)
- 1977** Bill Bergey, MLB (AP, FW, NE)
- 1978** Bill Bergey, MLB (AP, PW), Wilbert Montgomery, RB (AP)
- 1979** Harold Carmichael, WR (AP), Charlie Johnson, DT (NE), Wilbert Montgomery, RB (AP), Stan Walters, T (AP)
- 1980** Harold Carmichael, WR (NE), Charlie Johnson, DT (AP, NE), Randy Logan, S (AP, NE), Jerry Robinson, OLB (AP)
- 1981** Charlie Johnson, DT (AP), Jerry Robinson, OLB (AP, FW), Roynell Young, CB (AP, NE)
- 1983** Mike Quick, WR (AP, NE, PW), Jerry Robinson, ILB (NE)
- 1984** Wes Hopkins, S (NE)
- 1985** Wes Hopkins, S (AP, FW, NE, SN), Mike Quick, WR (AP, NE, SN)
- 1986** Reggie White, DT (AP, WA, NE)
- 1987** Mike Quick, WR (NE), Reggie White, DE (AP, FW, NE, SN, PW)
- 1988** Randall Cunningham, QB (AP), Keith Jackson, TE (AP, FW, NE, SN, PW), Reggie White, DE (AP, FW, NE, SN, PW)
- 1989** Eric Allen, CB (AP, NE, PW), Jerome Brown, DT (NE), Keith Jackson, TE (AP, FW, SN), Reggie White, DE (AP, FW, NE, PW)
- 1990** Jerome Brown, DT (AP), Randall Cunningham, QB (FW, PW), Byron Evans, ILB (NE), Keith Jackson, TE (AP, FW, NE, SN, PW), Reggie White, DE (AP, FW, NE, PW)
- 1991** Eric Allen, CB (AP, NE), Jerome Brown, DT (AP, FW, SN, PW), Seth Joyner, OLB (AP, FW, NE), Clyde Simmons, DE (AP, FW, SN, PW, NE), Reggie White, DE (AP, FW, SN, PW, NE)
- 1992** Randall Cunningham, QB (AP), Byron Evans, ILB (NE), Seth Joyner, OLB (AP, NE), Vai Sikahema, KR (NE), Clyde Simmons, DE (AP), Reggie White, DE (AP, FW, NE)
- 1993** Eric Allen, CB (AP), Seth Joyner, OLB (FW)
- 1995** William Fuller, DE (AP), Andy Harmon, DT (AP), William Thomas, OLB (AP)
- 2000** Hugh Douglas, DE (AP, PW, SN), Jeremiah Trotter, LB (AP)
- 2001** David Akers, K (AP, PW, SN), Brian Dawkins, FS (AP, PW, SN), Corey Simon, DT (FD)
- 2002** David Akers, K (SN, CN, PW), Brian Dawkins, FS (AP, PW, SN,

- CN, UW), Hugh Douglas, DE (AP), Jermane Mayberry, G (AP, CN, PW), Bobby Taylor, CB (AP, PW), Tra Thomas, T (AP, SN, UW), Troy Vincent, CB (AP, CN)
- 2004** David Akers, K (AP, PW), Brian Dawkins, FS (AP, CN, SN, PW, FD), Michael Lewis, SS (FD, PW), Terrell Owens, WR (AP, CN, SN, FD, PW), Ike Reese, ST/LB (PW), Lito Sheppard, CB (AP, CN, FD, PW), Tra Thomas, T (PW)
- 2006** Shawn Andrews, G (AP, SN, UW), Brian Dawkins, FS (AP, UW)
- 2007** Brian Westbrook, RB (AP, UW, PW)
- 2008** Quintin Mikell, SS (AP)
- 2009** David Akers, K (AP, SN), Trent Cole, DE (AP), DeSean Jackson, PR (AP, SN, PW), Asante Samuel, CB (AP), Leonard Weaver, FB (AP)
- 2010** David Akers, K (AP, SN), Quintin Mikell, SS (AP), Jason Peters, T (AP), Asante Samuel, CB (PW, SN)
- 2011** Jason Babin, DE (AP, SN), LeSean McCoy, RB (AP, SN, PW), Jason Peters, T (AP, SN, PW)
- 2013** Evan Mathis, G (AP, PFWA), LeSean McCoy, RB (AP, PFWA), Jason Peters, T (AP)
- 2014** Connor Barwin, LB (AP), Fletcher Cox, DE (AP), Jason Peters, T (AP), Darren Sproles, KR (AP, PFWA)
- 2015** Fletcher Cox, DE (AP), Darren Sproles, KR (PFWA, SN)
- 2016** Brandon Graham, DE (AP)
- 2017** Fletcher Cox, DT (AP, PFWA, SN), Lane Johnson, T (AP, PFWA), Jason Kelce, C (AP, PFWA), Carson Wentz, QB (AP)
- 2018** Fletcher Cox, DT (AP, PFWA, SN), Zach Ertz, TE (SN), Jason Kelce, C (AP, PFWA, SN)
- 2019** Jason Kelce, C (AP, SN, PFWA)
- 2021** Jason Kelce, C (AP, PFWA), Lane Johnson, T (AP)
- 2022** James Bradberry, CB (AP), A.J. Brown, WR (AP), Jalen Hurts, QB (AP), Jason Kelce, C (AP), Lane Johnson, T (AP), Haason Reddick, LB (AP)
- 2023** A.J. Brown, WR (AP), Jake Elliott, K (AP), Jason Kelce, C (AP), Lane Johnson, T (AP),

AP - Associated Press, **CBS** - CBS Radio, **CN** - Chicago Daily News, **EY** - Collyer's Eye and The Baseball World Magazine, **FD** - Football Digest, **FW** - Professional Football Writers of America, **GB** - Green Bay Press-Gazette, **HA** - Chicago Herald-American, **HF** - Pro Football Hall of Fame, **IN** - International News Service, **KC** - Kansas City 101 Awards, **MX** - Maxwell Club of Philadelphia, **NE** - Newspaper Enterprise Association, **NY** - New York Daily News, **OF** - Official NFL Team, **PF** - Pro Football Illustrated, **PW** - Pro Football Weekly (1992-2012, choices combined with Pro Football Writers of America), **PFWA** - Pro Football Writers of America, **SN** - Sporting News, **UP** - United Press and United Press International, **CN** - College and Pro Football Weekly, **UW** - USA Today Sports Weekly

ED BLOCK COURAGE AWARD

2022 - Brandon Graham, **2021** - Rodney McLeod, **2020** - Joe Ostman, **2019** - Brandon Brooks, **2018** - Carson Wentz, **2017** - Joe Walker, **2016** - Nolan Carroll, **2015** - Fletcher Cox, **2014** - Jeremy Maclin, **2013** - Jason Kelce, **2012** - Colt Anderson, **2011** - Mike Patterson, **2010** - Jason Avant, **2009** - Michael Vick, **2008** - Jon Dorenbos, **2007** - Montae Reagor, **2006** - Jerome McDougle, **2005** - Chad Lewis, **2004** - Derrick Burgess, **2003** - Correll Buckhalter, **2002** - Shawn Barber, **2001** - Duce Staley and Tommy Brasher, **2000** - Cecil Martin, **1999** - Mike Mamula, **1998** - Bobby Taylor, **1997** - Rhett Hall, **1996** - Kevin Turner, **1995** - Charlie Garner, **1994** - Fred Barnett, **1993** - Andre Waters, **1992** - Jerome Brown, **1991** - David Alexander, **1990** - Ron Solt, **1989** - Mike Quick, **1988** - Wes Hopkins, **1987** - Gerry Feehery, **1986** - Jody Schultz, **1985** - Ron Jaworski, **1984** - John Spagnola



PRO BOWL SELECTIONS

- 1951** G Walt Barnes, LB Chuck Bednarik, E John Green, E Pete Pihos, T Al Wistert
- 1952** LB Chuck Bednarik, DB Russ Craft, T Mike Jarmoluk, E Pete Pihos
- 1953** LB Chuck Bednarik, DB Russ Craft, T Frank Kilroy, E Pete Pihos
- 1954** LB Chuck Bednarik, C Ken Farragut, T Frank Kilroy, E Pete Pihos, T Lum Snyder, QB Bobby Thomason
- 1955** LB Chuck Bednarik, QB Adrian Burk, T Frank Kilroy, E Pete Pihos, LB Wayne Robinson, T Lum Snyder, E Norman Willey
- 1956** QB Adrian Burk, E Pete Pihos, LB Wayne Robinson, QB Bobby Thomason, T Jim Weatherall, E Norman Willey
- 1957** LB Chuck Bednarik, T Buck Lansford, QB Bobby Thomason, T Jim Weatherall
- 1958** FB Bill Barnes, LB Chuck Bednarik, S Jerry Norton, E Tom Scott
- 1959** FB Bill Barnes, WR Tommy McDonald, S Jerry Norton, E Pete Retzlaff, E Tom Scott, QB Norman Van Brocklin
- 1960** FB Bill Barnes, CB Tom Brookshier, T Marion Campbell, WR Tommy McDonald, T Jess Richardson, QB Norman Van Brocklin
- 1961** LB Maxie Baughan, LB Chuck Bednarik, CB Tom Brookshier, T Marion Campbell, WR Tommy McDonald, E Pete Retzlaff, QB Norman Van Brocklin, E/K Bobby Walston
- 1962** LB Maxie Baughan, HB Ted Dean, QB Sonny Jurgensen (DNP/INJ), WR Tommy McDonald, T J. D. Smith (DNP/INJ), E/K Bobby Walston
- 1963** HB Tim Brown, WR Tommy McDonald
- 1964** LB Maxie Baughan, HB Tim Brown, E Pete Retzlaff
- 1965** K Sam Baker, LB Maxie Baughan, DB Irv Cross, DT Floyd Peters, E Pete Retzlaff, C Jim Ringo
- 1966** LB Maxie Baughan, T Bob Brown, HB Tim Brown, DB Irv Cross, E Pete Retzlaff, C Jim Ringo, QB Norman Snead
- 1967** T Bob Brown, DT Floyd Peters
- 1968** DT Floyd Peters, C Jim Ringo
- 1969** K Sam Baker, T Bob Brown, RB Tom Woodeshick
- 1970** WR Harold Jackson, LB Dave Lloyd, LB Tim Rossovich
- 1972** FS Bill Bradley
- 1973** FS Bill Bradley, WR Harold Jackson
- 1974** FS Bill Bradley, WR Harold Carmichael, QB Roman Gabriel, TE Charle Young
- 1975** LB Bill Bergey, TE Charle Young
- 1976** QB Mike Boryla, TE Charle Young
- 1977** LB Bill Bergey
- 1978** LB Bill Bergey
- 1979** LB Bill Bergey, WR Harold Carmichael, RB Wilbert Montgomery, T Stan Walters
- 1980** WR Harold Carmichael, KR Wally Henry, NT Charlie Johnson, S Randy Logan, RB Wilbert Montgomery, T Jerry Sisemore, T Stan Walters
- 1981** WR Harold Carmichael, QB Ron Jaworski, NT Charlie Johnson, S Randy Logan
- 1982** NT Charlie Johnson, LB Frank LeMaster, LB Jerry Robinson, T Jerry Sisemore, CB Roynell Young
- 1983** DE Dennis Harrison
- 1984** WR Mike Quick
- 1985** WR Mike Quick
- 1986** FS Wes Hopkins, WR Mike Quick
- 1987** WR Mike Quick, DE Reggie White
- 1988** WR Mike Quick, DE Reggie White
- 1989** QB Randall Cunningham, TE Keith Jackson, DE Reggie White
- 1990** CB Eric Allen, QB Randall Cunningham, TE Keith Jackson, DE Reggie White
- 1991** DT Jerome Brown, QB Randall Cunningham, TE Keith Jackson, DE Reggie White
- 1992** CB Eric Allen, DT Jerome Brown, LB Seth Joyner, DE Clyde Simmons, DE Reggie White
- 1993** CB Eric Allen, WR Fred Barnett, DE Clyde Simmons, DE Reggie White

- 1994** CB Eric Allen, LB Seth Joyner
- 1995** CB Eric Allen, DE William Fuller
- 1996** DE William Fuller, LB William Thomas, RB Ricky Watters
- 1997** WR Irving Fryar, DE William Fuller, LB William Thomas, RB Ricky Watters
- 1998** WR Irving Fryar
- 2000** FS Brian Dawkins, CB Troy Vincent
- 2001** DE Hugh Douglas, TE Chad Lewis, QB Donovan McNabb, LB Jeremiah Trotter, CB Troy Vincent
- 2002** K David Akers, FS Brian Dawkins, DE Hugh Douglas, TE Chad Lewis, QB Donovan McNabb, T Tra Thomas, LB Jeremiah Trotter, CB Troy Vincent (DNP/INJ)
- 2003** K David Akers, FS Brian Dawkins, DE Hugh Douglas, TE Chad Lewis, G Jermane Mayberry, QB Donovan McNabb, T Jon Runyan, CB Bobby Taylor, T Tra Thomas, CB Troy Vincent
- 2004** QB Donovan McNabb (DNP/INJ), DT Corey Simon, CB Troy Vincent
- 2005** K David Akers, FS Brian Dawkins, SS Michael Lewis, QB Donovan McNabb, WR Terrell Owens (DNP/INJ), ST/LB Ike Reese, CB Lito Sheppard, T Tra Thomas (DNP/INJ), LB Jeremiah Trotter, RB Brian Westbrook
- 2006** LS Mike Bartrum, FS Brian Dawkins, LB Jeremiah Trotter
- 2007** RG Shawn Andrews (DNP/INJ), FS Brian Dawkins (DNP), CB Lito Sheppard (DNP/INJ)
- 2008** RG Shawn Andrews, DE Trent Cole, RB Brian Westbrook
- 2009** FS Brian Dawkins, CB Asante Samuel (DNP)
- 2010** K David Akers, DE Trent Cole, LS Jon Dorenbos, WR/KR DeSean Jackson, QB Donovan McNabb, S Quintin Mikell, T Jason Peters, CB Asante Samuel, FB Leonard Weaver (note: Jackson was selected as both a WR and PR)
- 2011** K David Akers, WR DeSean Jackson (DNP/INJ), T Jason Peters (DNP/INJ), CB Asante Samuel (DNP/INJ), QB Michael Vick
- 2012** DE Jason Babin, RB LeSean McCoy, T Jason Peters
- 2014** QB Nick Foles, WR DeSean Jackson, G Evan Mathis, RB LeSean McCoy, T Jason Peters (DNP/INJ)
- 2015** LB Connor Barwin, LS Jon Dorenbos, C Jason Kelce, WR Jeremy Maclin (DNP), G Evan Mathis, RB LeSean McCoy (DNP), K Cody Parkey, T Jason Peters (DNP), RS Darren Sproles
- 2016** DE Fletcher Cox, S Malcolm Jenkins, T Jason Peters (DNP), RS Darren Sproles
- 2017** DT Fletcher Cox, C Jason Kelce, T Jason Peters (DNP), RB Darren Sproles
- 2018** G Brandon Brooks, DT Fletcher Cox, TE Zach Ertz, S Malcolm Jenkins, T Lane Johnson, QB Carson Wentz (All DNP due to Super Bowl LII)
- 2019** G Brandon Brooks (DNP), DT Fletcher Cox (DNP), TE Zach Ertz (DNP), S Malcolm Jenkins, T Lane Johnson
- 2020** G Brandon Brooks, DT Fletcher Cox, TE Zach Ertz, C Jason Kelce, LS Rick Lovato, T Lane Johnson
- 2021** DT Fletcher Cox, DE Brandon Graham, C Jason Kelce
- 2022** K Jake Elliott, DT Javon Hargrave, C Jason Kelce (DNP), CB Darius Slay, DE Josh Sweat
- 2023** QB Jalen Hurts, RB Miles Sanders, WR A.J. Brown, C Jason Kelce, T Lane Johnson, G Landon Dickerson, LB Haason Reddick, CB Darius Slay
- 2024** WR A.J. Brown, G Landon Dickerson, QB Jalen Hurts, T Lane Johnson, C Jason Kelce, LB Haason Reddick, CB Darius Slay, RB D'Andre Swift

PRO BOWL GAME MVPs

- 1954** LB Chuck Bednarik
- 1967** DT Floyd Peters (Lineman of the Game)
- 1987** DE Reggie White
- 1989** QB Randall Cunningham
- 2014** QB Nick Foles



MOST PRO BOWL SELECTIONS

Rk	Player	Total	Pro Bowl Years
1.	Chuck Bednarik (LB)	8	1951-55, '57-58, '61
2t.	Jason Kelce (C)	7	2015, '17, '20-24
	Jason Peters (T)	7	2010-12, '14-17
	Brian Dawkins (FS)	7	2000, '02-03, '05-07, '09
	Reggie White (DE)	7	1987-93
5t.	Fletcher Cox (DT)	6	2016-21
	Donovan McNabb (QB)	6	2001-05, '10
	Pete Pihos (E)	6	1951-56
9t.	Lane Johnson (T)	5	2018-20, '23-24
	David Akers (K)	5	2002-03, '05, '10-11
	Troy Vincent (CB)	5	2000-04
	Eric Allen (CB)	5	1990, '92-95
	Mike Quick (WR)	5	1984-88
	Maxie Baughan (LB)	5	1961-62, '64-66
	Pete Retzlaff (TE)	5	1959, '61, '64-66
	Tommy McDonald (FL)	5	1959-63
16t	Jeremiah Trotter (LB)	4	2001-02, '05-06
	Harold Carmichael (WR)	4	1974, '79-81
	Bill Bergey (LB)	4	1975, '77-79

MOST CONSECUTIVE PRO BOWLS

Rk	Player	Total	Pro Bowl Years
1.	Reggie White (DE)	7	1987-93
2t.	Fletcher Cox (DT)	6	2016-21
	Pete Pihos (E)	6	1951-56
4t.	Jason Kelce (C)	5	2020-24
	Donovan McNabb (QB)	5	2001-05
	Troy Vincent	5	2000-04
	Mike Quick (WR)	5	1984-88
	Tommy McDonald (FL)	5	1959-63
	Chuck Bednarik (C/LB)	5	1951-55
9t	Jason Peters (T)	4	2014-17
	Eric Allen (CB)	4	1992-95

MOST PRO BOWL SELECTIONS BY POSITION

QUARTERBACK

Rk	Player	Total
1.	Donovan McNabb.....	6
2t.	Randall Cunningham.....	3
	Norm Van Brocklin.....	3
	Bobby Thomason.....	3

RUNNING BACK

Rk	Player	Total
1t.	LeSean McCoy.....	3
	Timmy Brown.....	3
	Bill Barnes.....	3
4t.	Several players tied.....	2

FULLBACK

Rk	Player	Total
1.	Bill Barnes.....	3
2.	Leonard Weaver.....	1

WIDE RECEIVER

Rk	Player	Total
1.	Pete Pihos.....	6
2t.	Mike Quick.....	5
	Pete Retzlaff.....	5
	Tommy McDonald.....	5
5.	Harold Carmichael.....	4

TIGHT END

Rk	Player	Total
1t.	Zach Ertz.....	3
	Chad Lewis.....	3
	Keith Jackson.....	3
	Charle Young.....	3

OFFENSIVE TACKLE

Rk	Player	Total
1.	Jason Peters.....	7
2.	Lane Johnson.....	5
3t.	Tra Thomas.....	3
	Bob Brown.....	3
	Frank "Bucko" Kilroy.....	3

GUARD

Rk	Player	Total
1.	Brandon Brooks.....	3
2t.	Landon Dickerson.....	2
	Evan Mathis.....	2
	Shawn Andrews.....	2

CENTER

Rk	Player	Total
1.	Jason Kelce.....	7
2.	Jim Ringo.....	3

DEFENSIVE END

Rk	Player	Total
1.	Reggie White.....	7
2t.	Hugh Douglas.....	3
	William Fuller.....	3
4t.	Several players tied.....	2

DEFENSIVE TACKLE

Rk	Player	Total
1.	Fletcher Cox.....	6
2t.	Charlie Johnson.....	3
	Floyd Petres.....	3
4.	Jerome Brown.....	2

LINEBACKER

Rk	Player	Total
1.	Chuck Bednarik.....	8
2.	Maxie Baughan.....	5
3t.	Jeremiah Trotter.....	4
	Bill Bergey.....	4
5.	Several players tied.....	2

CORNERBACK

Rk	Player	Total
1t.	Troy Vincent.....	5
	Eric Allen.....	5
3.	Asante Samuel.....	3
4t.	Several players tied.....	2

SAFETY

Rk	Player	Total
1.	Brian Dawkins.....	7
2t.	Malcolm Jenkins.....	3
	Bill Bradley.....	3
4t.	Several players tied.....	2

KICKER/PUNTER

Rk	Player	Total
1.	David Akers.....	5
2t.	Sam Baker.....	2
	Bobby Walston.....	2

SPECIAL TEAMS

Rk	Player	Total
1t.	Darren Sproles (RS).....	2
	Jon Dorenbos (LS).....	2
3t.	Several players tied.....	1



WEEKLY & MONTHLY HONORS

1984			
Ken Clarke	Defensive POW	10/14	vs. Ind.
1985			
Wes Hopkins	Defensive POW	9/22	at Wash.
Ron Jaworski	Offensive POW	10/20	vs. Dal.
1986			
Garry Cobb	Defensive POW	10/05	at Atl.
Andre Waters	Defensive POW	11/30	at LA Raid.
Reggie White	Defensive POW	12/14	at Dal.
1987			
Clyde Simmons	Defensive POW	11/1	at StL.
Randall Cunningham	Offensive POW	11/8	vs. Wash.
1988			
Clyde Simmons	Defensive POW	10/2	vs. Hou.
Randall Cunningham	Offensive POW	10/10	vs. NYG
Jerome Brown	Defensive POW	11/6	vs. Rams
Reggie White	Defensive POW	12/18	at Dal.
Randall Cunningham	Offensive POM	Nov.	
Reggie White	Defensive POM	Dec.	
1989			
Randall Cunningham	Offensive POW	9/17	at Wash.
Jerome Brown	Defensive POW	10/15	at Phx.
1990			
Randall Cunningham	Offensive POW	12/16	vs. GB
Randall Cunningham	Offensive POM	Nov.	
1991			
Reggie White	Defensive POW	9/01	at GB
Jim McMahon	Offensive POW	9/01	at GB
Clyde Simmons	Defensive POW	9/15	at Dal.
Seth Joyner	Defensive POW	12/2	at
Hou.			
1992			
Herschel Walker	Offensive POW	10/5	vs. Dal.
Seth Joyner	Defensive POW	10/25	vs. Phx.
Seth Joyner	Defensive POW	12/20	vs. Wash.
Randall Cunningham	Offensive POM	Sept.	
1993			
Calvin Williams	Offensive POW	9/19	vs. Wash.
Eric Allen	Defensive POW	10/3	at NYJ
Eric Allen	Defensive POW	1/3/94	at SF
Randall Cunningham	Offensive POM	Sept.	
1994			
Charlie Garner	Offensive POW	10/2	at SF
1995			
Gary Anderson	Special Teams POW	10/1	at NO
Andy Harmon	Defensive POW	10/8	vs. Wash.
Mike Mamula	Defensive POW	11/19	vs. NYG
Bobby Taylor	Defensive POW	12/10	vs. Dal.
William Thomas	Defensive POW	12/17	vs. Arz.
William Fuller	Defensive POM	Dec.	

1996			
Ricky Waters	Offensive POW	9/15	vs. Det.
Derrick Witherspoon	Special Teams POW	9/22	at Atl.
William Thomas	Defensive POW	10/13	at NYG
Irving Fryar	Offensive POW	10/20	vs. Mia.
Ray Farmer	Defensive POW	10/13	vs. NYG
William Fuller	Defensive POW	12/22	vs. Arz.
William Fuller	Defensive POM	Dec.	
1997			
Ricky Watters	Offensive POW	10/5	vs. Wash.
Rhett Hall	Defensive POW	10/26	vs. Dal.
Bobby Hoying	Offensive POW	11/30	vs. Cin.
1998			
Hugh Douglas	Defensive POM	Oct.	
1999			
Allen Rossum	Special Teams POW	11/14	vs. Wash.
Mike Mamula	Defensive POW	12/19	vs. NE
2000			
Duce Staley	Offensive POW	9/3	at Dal.
Brian Mitchell	Special Teams POW	9/24	at NO
Brian Mitchell	Prime Time Award	10/1	vs. Atl.
David Akers	Special Teams POW	10/15	at Arz.
David Akers	Special Teams POW	11/12	at Pit.
Donovan McNabb	Offensive POW	11/26	at Wash.
Donovan McNabb	Offensive POW	12/10	at Cle.
Hugh Douglas	Defensive POW	12/31	TB
(NFC Wild Card game)			
Hugh Douglas	Defensive POM	Sept.	
David Akers	Special Teams POM	Nov.	
Corey Simon	Defensive ROM	Nov.	
Jeremiah Trotter	Defensive POM	Dec.	
2001			
Sean Landeta	Special Teams POW	9/23	at Sea.
David Akers	Special Teams POW	9/30	vs. Dal.
Brian Mitchell	Special Teams POW	11/4	at Arz.
Sean Landeta	Special Teams POW	12/9	vs. SD
Damon Moore	Defensive POW	1/12/02	vs. TB
(NFC Wild Card game)			
Donovan McNabb	Offensive POW	1/19/02	at Chi.
(NFC Divisional Playoff game)			
2002			
Donovan McNabb	Offensive POW	9/22	vs. Dal.
Brian Dawkins	Defensive POW	9/29	vs. Hou.
Brian Mitchell	Special Teams POW	11/25	at SF
N.D. Kalu	Defensive POW	12/1	vs. StL
Bobby Taylor	Defensive POW	1/11/03	vs. Atl.
(NFC Divisional Playoff game)			
Donovan McNabb	Offensive POM	Sept.	
2003			
David Akers	Special Teams POW	9/28	at Buf.
Brian Westbrook	Special Teams POW	10/19	at NYG
Donovan McNabb	Offensive POW	11/16	vs. NYG
David Akers	Special Teams POW	11/30	at Car.
Donovan McNabb	Offensive POW	1/11/04	vs. GB
(NFC Divisional Playoff game)			
Mark Simoneau	Defensive POM	Oct.	
Donovan McNabb	Offensive POM	Nov.	



WEEKLY & MONTHLY HONORS (Continued)

2004			
David Akers	Special Teams POW	10/3	at Chi.
Lito Sheppard	Defensive POW	10/17	vs. Car.
Jevon Kearse	Special Teams POW	11/28	at NYG
Donovan McNabb	Offensive POW	12/5	vs. GB
Sheldon Brown	Defensive POW	12/19	vs. Dal.
Donovan McNabb	Offensive POW	1/16/05	vs. Min.
(NFC Divisional Playoff game)			
Derrick Burgess	Defensive POW	1/23/05	vs. Atl.
(NFC Championship game)			
Donovan McNabb	Offensive POM	Sept.	
Lito Sheppard	Defensive POM	Oct.	
2005			
Jeremiah Trotter	Defensive POW	10/23	vs. SD
David Akers	Special Teams POW	11/27	vs. GB
Donovan McNabb	Offensive POM	Sept.	
Trent Cole	Defensive ROM	Nov.	
2006			
Lito Sheppard	Defensive POW	10/8	vs. Dal.
Brian Dawkins	Defensive POW	12/17	at NYG
Brian Dawkins	Defensive POM	Dec.	
2007			
Brian Westbrook	Offensive POW	9/23	vs. Det.
Trent Cole	Defensive POW	10/28	at Min.
Lito Sheppard	Defensive POW	12/16	at Dal.
David Akers	Special Teams POM	Oct.	
2008			
Brian Dawkins	Defensive POW	9/21	vs. Pit.
Brian Westbrook	Offensive POW	11/27	vs. Arz.
Chris Clemons	Defensive POW	12/28	vs. Dal.
Sav Rocca	Special Teams POM	Sept.	
Brian Dawkins	Defensive POM	Dec.	
2009			
DeSean Jackson	Special Teams POW	9/13	at Car.
Kevin Kolb	Offensive POW	9/27	vs. KC
DeSean Jackson	Offensive POW	10/26	at Wash
DeSean Jackson	Special Teams POW	12/13	at NYG
DeSean Jackson	Special Teams POM	Sept.	
David Akers	Special Teams POM	Nov.	
DeSean Jackson	Special Teams POM	Dec.	
2010			
Kevin Kolb	Offensive POW	10/17	vs. Atl.
Michael Vick	Offensive POW	11/7	vs. Ind.
Michael Vick	Offensive POW	11/15	at Was.
DeSean Jackson	Offensive POW	12/12	at Dal.
Michael Vick	Offensive POW	12/19	at NYG
Michael Vick	Offensive POM	Sept.	
Nate Allen	Defensive ROM	Sept.	
David Akers	Special Teams POM	Nov.	
2011			
Kurt Coleman	Defensive POW	10/16	at Was.
LeSean McCoy	Offensive POW	10/30	vs. Dal.
2013			
DeSean Jackson	Offensive POW	10/6	at NYG
Nick Foles	Offensive POW	10/13	at TB

Nick Foles	Offensive POW	11/3	at Oak
Donnie Jones	Special Teams POW	11/17	vs. Was.
Donnie Jones	Special Teams POW	12/1	vs. Arz.
LeSean McCoy	Offensive POW	12/22	vs. Chi.
Nick Foles	Offensive POM	Nov.	
LeSean McCoy	Offensive POM	Dec.	
2014			
Darren Sproles	Offensive POW	9/15	at Ind.
Darren Sproles	Special Teams POW	9/28	at SF
Jeremy Maclin	Offensive POW	11/2	at Hou.
Darren Sproles	Special Teams POW	11/10	vs. Car.
Josh Huff	Special Teams POW	11/23	vs. Ten.
Connor Barwin	Defensive POM	Nov.	
2015			
Darren Sproles	Special Teams POW	9/27	at NYJ
Fletcher Cox	Defensive POW	10/11	vs. NO
Malcolm Jenkins	Defensive POW	12/6	at NE
2016			
Carson Wentz	Offensive POW	9/25	vs. Pit.
Carson Wentz	Offensive ROM	Sept.	
Fletcher Cox	Defensive POM	Sept.	
Josh Huff	Special Teams POW	10/23	vs. Min.
Malcolm Jenkins	Defensive POW	12/22	vs. NYG
2017			
Jake Elliott	Special Teams POW	9/24	vs. NYG
Kenjon Barner	Special Teams POW	10/8	vs. Ari.
Carson Wentz	Offensive POW	10/23	vs. Was.
Jalen Mills	Defensive POW	10/29	vs. SF
Carson Wentz	Offensive POM	Oct.	
2018			
Nick Foles	Offensive POW	12/23	vs. Hou.
Fletcher Cox	Defensive POW	12/30	at Was.
2019			
Boston Scott	Offensive POW	12/29	at NYG
2021			
T.J. Edwards	Special Teams POW	10/10	at Car.
Darius Slay	Defensive POW	11/14	at Den.
Jake Elliott	Special Teams POW	11/21	vs. NO
Jake Elliott	Special Teams POM	Nov.	
2022			
Zech McPhearson	Special Teams POW	9/11	at Det.
Darius Slay	Defensive POW	9/19	vs. Min.
Brandon Graham	Defensive POW	9/25	at Was.
Jalen Hurts	Offensive POM	Sept.	
Haason Reddick	Defensive POW	10/2	vs. Jax
Cameron Dicker	Special Teams POW	10/9	at Ari.
Jalen Hurts	Offensive POW	11/27	vs. GB
Jalen Hurts	Offensive POW	12/4	vs. TEN
Brandon Graham	Defensive POW	12/11	at NYG
Jake Elliott	Special Teams POW	1/8	vs. NYG
Haason Reddick	Defensive POM	Dec./Jan.	



WEEKLY & MONTHLY HONORS (Continued)

2023

Jake Elliott	Special Teams POW	9/10	at NE
D'Andre Swift	Offensive POW	9/14	vs. Min.
Jake Elliott	Special Teams POW	10/1	vs. WAS
A.J. Brown	Offensive POW	10/22	vs. Mia.
Jalen Hurts	Offensive POW	10/29	at Was.
A.J. Brown	Offensive POM	Oct.	
Jake Elliott	Special Teams POW	11/26	vs. Buf.



5 | DONOVAN MCNABB

Selected by the Eagles with the second-overall pick of the 1999 NFL Draft, McNabb served as the field general during one of the most successful eras of Eagles football, leading the team to five NFC East division championships, five NFC Championship games and an appearance in Super Bowl XXXIX. The winningest quarterback in team history, McNabb finished his career as the franchise's all-time leader in pass attempts (4,746), completions (2,801), yards (32,873) and touchdowns (216).

15 | STEVE VAN BUREN

The Eagles first round draft choice (5th overall) out of LSU in 1944, Van Buren signed his first contract (\$4,000) with a team that had never finished above 4th place. Three straight division titles and back-to-back NFL Championships (1948 & 1949) cemented his place as one of the most talented backs ever.

20 | BRIAN DAWKINS

An eight-time Pro Bowler, Dawkins was the unquestioned leader of the Eagles defense for 13 seasons and finished his Eagles career in 2008 as the franchise's all-time leader in games played (183) and interceptions (34). A second round pick out of Clemson in 1996, Dawkins was recognized as a member of the NFL's All-Decade Team of the 2000s, was voted the starting safety on the Eagles 75th Anniversary Team by the fans and was a five-time All-Pro selection.

40 | TOM BROOKSHIER

Originally a 10th-round pick from Colorado, Brookshier made an immediate impact with 8 interceptions in his rookie season of 1953. Then, after a two-year stint in the Air Force, the defensive back returned to the Eagles and twice earned all-pro honors - first in 1959, and again in 1960 as a member of the NFL championship team. In all he spent seven seasons with the Eagles and collected 20 interceptions.

44 | PETE RETZLAFF

Acquired off waivers from Detroit in 1956, Retzlaff converted from fullback to tight end and went on to earn Pro Bowl honors 5 times. He finished his career as the club's all-time leader in receptions (452) and yards (7,412). A 22nd round draft pick of the Lions in 1953, he scored 47 TDs in his career. Instrumental in founding the NFL Player's Association, he served as the Eagles general manager from 1969-72.

60 | CHUCK BEDNARIK

Bednarik played in 253 games during his illustrious 14-year career and also played in a team record 8 Pro Bowls. Although the Eagles won the NFL championship in 1949, his rookie year, his star shined brightest in 1960 when he played every minute at both center and linebacker during the NFL Championship victory over Green Bay.

70 | AL WISTERT

During his nine-year career in Philadelphia, Wistert played in 95 games and earned NFL All Pro honors an amazing eight times as a dominant force on the Eagles offensive line. Wistert was a member of the Eagles back-to-back NFL championship teams in 1948-49 and played in the first-ever Pro Bowl in 1951.

92 | REGGIE WHITE

White is the club's all-time leader in sacks with 124 in just 121 games, including a team-record 21 in 1987. White earned seven Pro Bowl appearances during his eight-year stint with the Eagles and earned NFL Defensive Player of the Year honors in 1987 and 1991. He was named to the NFL's All-Decade Teams of the 1980 and 1990s, the 75th Anniversary Team, and was voted first-team All-Pro 10 times in his 15-year career.

99 | JEROME BROWN

A 1st round draft pick out of Miami in 1987, Brown will be remembered as a key figure on the Eagles legendary 1991 defense. A two-time Pro Bowl selection, Brown's life was cut short at the age of 27 in a tragic auto accident on June 25, 1992, in his hometown of Brooksville, FL.




**DAVID AKERS**

KICKER

Eagles Career: 1999-2010

Eagles Hall of Fame Inductee: 2017

Recognized as the greatest kicker in franchise history, Akers earned five Pro Bowl nods as an Eagle and established regular-season and postseason team records in points (1,323; 134) and field goals made (294; 31). During his time in Philadelphia, Akers ranked 2nd in the NFL in points and field goals made. His recognition as one of the league's best kickers earned him a spot on the NFL's All-Decade Team of the 2000s.


**ERIC ALLEN**

CORNERBACK

Eagles Career: 1988-94

Eagles Hall of Fame Inductee: 2011

A second-round draft choice of the Eagles in 1988, Allen played seven seasons in Philadelphia, earning five Pro Bowl and three All-Pro selections. He is tied for the Eagles all-time record with 34 interceptions. Allen also holds the team mark with five interception return touchdowns, including an NFL record four in 1993. A native of San Diego, CA (born 11/22/65), Allen played collegiately at Arizona State. He went on to play for the New Orleans and Oakland. He finished his career with 54 interceptions and nine total touchdowns.


**MAXIE BAUGHAN**

LINEBACKER

Eagles Career: 1960-65

Eagles Hall of Fame Inductee: 2015

The 20th overall selection in the 1960 NFL Draft, Baughan spent his first six seasons in Philadelphia, earning five Pro Bowl nods during that span. As a rookie, he played a key role on the 1960 NFL Championship team, starting in every game and achieving All-Pro and Pro Bowl honors. Baughan was a nine-time Pro Bowler and a four-time All-Pro selection, totaling 18 interceptions and 10 fumble recoveries during his 12-year career with the Eagles, Rams and Washington. He was born on August 3, 1938 in Forkland, AL.

**CHUCK BEDNARIK**

CENTER/LINEBACKER

Eagles Career: 1949-62

Eagles Hall of Fame Inductee: 1987

Pro Football Hall of Fame Inductee: 1967

"Concrete Charley" played in 253 games during his illustrious 14-year career. He also played in a team record 8 Pro Bowls. Although the Eagles won the NFL championship in 1949, his rookie year, his star shined brightest in 1960 when he played every minute at both center and linebacker during the NFL Championship victory over Green Bay. Born May 1, 1925, in Bethlehem, PA, he was an All-America selection at Pennsylvania in 1948 before being selected with the first overall draft choice by the Eagles in 1949.

**BERT BELL**


OWNER

Eagles Career: 1933-40

Eagles Hall of Fame Inductee: 1987

Pro Football Hall of Fame Inductee: 1963

As the first owner of the Eagles (1933-40), co-owner of the Steelers (1941-46), and NFL commissioner (1946-59), Bell instituted the college draft and implemented TV policies, including the home game blackouts. In 1933, he moved the Frankford Yellowjackets to Philadelphia and renamed them the Eagles. In 1946, he moved the NFL office from Chicago to Bala Cynwyd, PA. Bell played and coached at Pennsylvania and led the Quakers to the Rose Bowl in 1916. A founder of the Maxwell Football Club, Bell was born February 25, 1895, in Philadelphia.

**BILL BERGEY**

MIDDLE LINEBACKER

Eagles Career: 1974-80

Eagles Hall of Fame Inductee: 1988

After coming to the Eagles in a 1974 trade with Cincinnati (in exchange for Philadelphia's first round picks in 1977 & '78 as well as a second round pick in '78), Bergey recorded nearly 1,200 tackles in seven seasons as an Eagle. He was a key factor in the Eagles rise to the 1980 NFC Championship and a berth in Super Bowl XV. His play also earned him Eagles MVP status 3 times and trips to the Pro Bowl on 4 occasions. He was born February 9, 1945 in South Dayton, NY.


**BILL BRADLEY**

FREE SAFETY

Eagles Career: 1969-76

Eagles Hall of Fame Inductee: 1993

Bradley played 8 years (1969-76) with the Eagles as a defensive back, punter, and returner. A three-time Pro Bowler, he is tied for the team's all-time lead in interceptions (34) and became the first player in NFL history to lead the league in that category in consecutive seasons (1971 & 1972). A 3rd round draft choice from Texas in 1969, he also handled the punting duties for six of his eight years with the Eagles. He was born January 24, 1947 in Palestine, TX.

**TOM BROOKSHIER**

DEFENSIVE BACK

Eagles Career: 1953, 1956-61

Eagles Hall of Fame Inductee: 1989

Originally a 10th-round pick from Colorado, Brookshier made an immediate impact with 8 interceptions in his rookie season of 1953. Then, after a two-year stint in the Air Force, the defensive back returned to the Eagles and twice earned all-pro honors - first in 1959, and again in 1960 as a member of the NFL championship team. In all he spent seven seasons with the Eagles and collected 20 interceptions. Upon retiring as a player, he entered the broadcast booth on CBS's telecasts of NFL games.




BOB BROWN

TACKLE

Eagles Career: 1964-68
 Eagles Hall of Fame Inductee: 2004
 Pro Football Hall of Fame Inductee: 2004

A first round draft pick out of Nebraska in 1964 (2nd overall), Brown went on to earn an impressive five All-Pro selections and three Pro Bowl berths during his five-year tenure in Philadelphia. During his 10-year NFL career with the Eagles, Rams and Raiders, Brown earned All-NFL honors seven times, NFL/NFC offensive lineman of the year three times, and six Pro Bowl selections – three with Eagles, two with Rams, and one with Raiders. Brown was named to the NFL’s All-Decade team of the 1960’s. He was born December 8, 1941, in Cleveland, OH.




HAROLD CARMICHAEL

WIDE RECEIVER

Eagles Career: 1971-83
 Eagles Hall of Fame Inductee: 1987
 Pro Football Hall of Fame Inductee: 2020

A four-time Pro Bowler, the 6-8 Carmichael was not only one of the tallest receivers ever to play the game, he was one of the best. A 7th round pick out of Southern in 1971, he played 13 seasons with the Eagles before finishing his career with Dallas in 1984. He finished his career ranked sixth on the NFL’s all-time reception list with 590 and remains the Eagles career leader in terms of receptions (589), yards (8,978) and touchdowns (79). He was born on Sept. 22, 1949 in Jacksonville, FL, where he attended Raines HS.



JEROME BROWN

DEFENSIVE TACKLE

Eagles Career: 1987-91
 Eagles Hall of Fame Inductee: 1996

A two-time Pro Bowl selection, Brown’s life was cut short at the age of 27 in a tragic auto accident on June 25, 1992, in his hometown of Brooksville, FL. A 1st round draft pick out of Miami in 1987, Brown will be remembered as a key figure on the Eagles legendary 1991 defense - a unit that led the NFL in terms of fewest yards allowed overall, against the run, and vs. the pass. He capped that season by joining linemates Reggie White and Clyde Simmons as starters in the Pro Bowl. Brown was born February 4, 1965.




TRENT COLE

DEFENSIVE END/LINEBACKER

Eagles Career: 2005-14
 Eagles Hall of Fame Inductee: 2022

Known by fans as “The Hunter,” Cole was drafted by the Eagles in the fifth round (146th overall) of the 2005 NFL Draft and went on to enjoy a 10-year career in Philadelphia. Aside from ranking second in team history with 85.5 career sacks, the two-time Pro Bowler compiled double-digit sacks in four separate seasons, which also ranks second in team history behind Reggie White (eight double-digit sack seasons). His 155 games played in an Eagles uniform is third all-time among defensive linemen and 14th among all players in franchise history.




TIMMY BROWN

RUNNING BACK

Eagles Career: 1960-67
 Eagles Hall of Fame Inductee: 1990

Brown holds the club record for longest kickoff return with a 105 yarder in 1961. He also shares the NFL record for kickoff returns for TDs in a game with two vs. Dallas in 1966. A 27th round draft pick of Green Bay in 1959, Brown was signed by the Eagles as a free agent in 1960 and finished his Eagles career in 1967 as the 3rd leading rusher in club history in yards (3,703) and touchdowns (29). Brown was born May 24, 1937 in Knightstown, IN.




RANDALL CUNNINGHAM

QUARTERBACK

Eagles Career: 1985-95
 Eagles Hall of Fame Inductee: 2009

Dubbed the “Ultimate Weapon” by Sports Illustrated, Cunningham was one of the most electrifying players in NFL history. He made numerous highlight-film plays with both his arm and his feet during his 11-year career in Philadelphia. A 2nd round draft pick from UNLV in 1985, he earned two NFL All Pro honors as well as three Pro Bowl selections during his tenure in Philadelphia. Cunningham threw for 22,877 yards and 150 touchdowns while rushing for 4,482 yards and 22 scores in 122 games as an Eagle. He is still the NFL’s all-time rushing leader as a quarterback with 4,928 yards. Cunningham finished his career with stints in Minnesota, Dallas and Baltimore. He was born on March 27, 1963 in Santa Barbara, CA.




LEO CARLIN

EXECUTIVE

Eagles Career: 1960-2015
 Eagles Hall of Fame Inductee: 2012

A pioneer in the sports ticketing industry and nominated for the Pro Football Hall of Fame in 2007, Carlin served as a member of the club for more than five decades. He originally joined the Eagles as a part-time ticket office employee in the 1960 NFL Championship season before joining the front office full-time in 1964. Carlin helped oversee the Eagles’ moves from Franklin Field to Veterans Stadium to Lincoln Financial Field, and also helped the Eagles become the first NFL team to merge ticketing with computer data processing. A graduate of St Joseph’s Prep and St. Joseph’s University, he is a veteran of the United States Marine Corps. Born in Atlantic City, NJ, on September 16, 1937, Carlin and his wife, Kay, have seven children



OTHO DAVIS

HEAD TRAINER

Eagles Career: 1973-95
 Eagles Hall of Fame Inductee: 1999

The Eagles head athletic trainer for 23 years, Davis was a five-time recipient of the National Athletic Trainers Association’s “Professional Trainer of the Year” award. He also was a member of the Athletic Trainers Hall of Fame. From 1971-89, he was the executive director of the NATA, an organization whose national headquarters office building in Dallas is named in his honor. A native of Elgin, TX, Davis graduated from Lamar and earned his master’s degree from Kent State. He died May, 2, 2000.




BRIAN DAWKINS

SAFETY

Eagles Career: 1996-2008
 Eagles Hall of Fame Inductee: 2012
 Pro Football Hall of Fame Inductee: 2018

Nicknamed "Weapon X" for his ferocious and energetic style of play, Dawkins was the unquestioned leader of the Eagles defense for 13 seasons. An eight-time Pro Bowler, Dawkins finished his Eagles career in 2008 as the franchise's all-time leader in games played (183) and interceptions (34). A second round pick out of Clemson in 1996, Dawkins was recognized as a member of the NFL's All-Decade Team of the 2000s, was voted the starting safety on the Eagles 75th Anniversary Team by the fans and was a five-time All-Pro selection. A self-proclaimed "free-lance safety", he helped redefine the safety position, notching 26 sacks and 37 forced fumbles in his career, becoming one of five players in NFL history to record at least 30 interceptions and 20 sacks in a career. He was born on October 3, 1973 in Jacksonville, FL.



RON JAWORSKI

QUARTERBACK

Eagles Career: 1977-86
 Eagles Hall of Fame Inductee: 1992

After coming to the Eagles in a 1977 trade with the LA Rams, Jaworski enjoyed a stellar 10-year career in Philadelphia. He set seven passing records, including career marks for completions (2,088), TDs (175), and yards (26,963). After leading the Eagles to the NFC title in 1980 and a berth in Super Bowl XV vs. the Raiders, the Youngstown State product earned a Pro Bowl selection and was named the NFL Player of the Year by UPI and the Maxwell Football Club. The durable Jaworski started 116 consecutive regular season games. Jaworski was born March 23, 1951 in Lackawanna, NY.



HUGH DOUGLAS

LINEBACKER

Eagles Career: 1998-2002, '04
 Eagles Hall of Fame Inductee: 2022

A first-round draft pick (16th overall) of the New York Jets in 1995, Douglas was acquired by Philadelphia in a trade during the 1998 offseason. As a member of the Eagles, he earned three consecutive trips to the Pro Bowl (2000-02) and a first-team All-Pro nod (2000). Douglas totaled three seasons with double-digit sacks, including a career-best 15 quarterback takedowns in 2000. After playing elsewhere in 2003, he returned to Philadelphia for his final NFL season in 2004, where he helped lead the team to Super Bowl XXXIX.




JIM JOHNSON

DEFENSIVE COORDINATOR

Eagles Career: 1999-2008
 Eagles Hall of Fame Inductee: 2011

One of the most innovative and successful defensive masterminds in NFL history, Johnson served as the team's defensive coordinator from 1999 until his passing in 2009. His aggressive style kept Philadelphia at or near the top of the NFL in nearly every major defensive category during his tenure. During his 10-year stay in Philadelphia, the Eagles earned seven playoff berths, five trips to the NFC Championship game and one Super Bowl appearance (following the 2004 season). A native of Maywood, Illinois, Johnson (born 5/26/41) played quarterback at Missouri, and tight end for the Bills. He went on to coach at the collegiate and professional level for 42 years.




JIM GALLAGHER

EXECUTIVE

Eagles Career: 1949-95
 Eagles Hall of Fame Inductee: 1995

An Eagles executive from 1949-95, Gallagher worked with 17 head coaches and for 12 owners, GMs, and team presidents. During that time, he saw the Eagles capture two NFL titles and one NFC crown. A graduate of Northeast Catholic HS and an Army veteran of the Korean War, he joined the Eagles in 1949 and was named personnel director in 1957. He went on to serve stints as director of public relations and director of sales and marketing before being named the club's director of alumni relations and traveling secretary in 1990. It was in that capacity that he served until retiring on August 1, 1995.



SETH JOYNER

LINEBACKER

Eagles Career: 1986-93
 Eagles Hall of Fame Inductee: 2018

Seth Joyner, who was named NFL Defensive Player of the Year by *Sports Illustrated* in 1991, played linebacker for eight seasons in Philadelphia (1986-93), where he was a three-time All-Pro selection (1991-93) and two-time Pro Bowler (1991, 1993). Joyner is the only player in Eagles history to record at least 35 sacks and 15 INTs and is one of just two players in team history with 20 forced fumbles, joining Pro Football Hall of Fame inductee Brian Dawkins (32). Joyner was originally selected by the Eagles in the 8th round (208th overall) of the 1986 NFL Draft. In 120 games with the Eagles, he totaled 875 tackles, 37.0 sacks, 17 INTs, 21 FF, 8 FRs and 5 defensive TDs.




BILL HEWITT

END

Eagles Career: 1936-39, 1943
 Eagles Hall of Fame Inductee: 1987
 Pro Football Hall of Fame Inductee: 1971

Hewitt was the first player to be named All-NFL with two different teams - the Bears (1933, '34, '36) and Eagles (1937). Nicknamed "Stinky," Hewitt is known for pitching a lateral to Bill Karr for the touchdown that won the 1933 NFL Championship game for the Bears. He also was credited with inventing many trick plays. Hewitt, who played without a helmet until a rule change forced him to wear headgear, was born October 8, 1909, in Bay City, MI. He died in an automobile accident on January 14, 1947, at the age of 37.




SONNY JURGENSEN

QUARTERBACK

Eagles Career: 1957-63
 Eagles Hall of Fame Inductee: 1987
 Pro Football Hall of Fame Inductee: 1983

Despite spending the final 10 years of his career with Washington, Jurgensen is remembered as one of the best quarterbacks ever to wear an Eagles uniform. A 4th-round draft pick of the Eagles in 1957, Jurgensen backed up another Hall of Fame quarterback, Norm Van Brocklin, on the 1960 NFL Championship team. The following year the rifle-armed redhead took over as the starting signal caller and threw a then-club record 32 TD passes.




WILBERT MONTGOMERY

RUNNING BACK

Eagles Career: 1977-84
 Eagles Hall of Fame Inductee: 1987

A 6th round pick out of Abilene Christian in 1977, Montgomery finished his Eagles career as the club's all-time rushing leader in terms of yards (6,538) and attempts (1,465). His 194-yard effort in the 1980 NFC Championship Game victory over Dallas, including a 42-yd. TD on the Eagles second offensive play from scrimmage, will never be forgotten. In all, Montgomery scored 58 career TDs as an Eagle. Montgomery played in the Pro Bowl following the 1978 and 1979 seasons. He was born September 16, 1954 in Greenville, MS.




OLLIE MATSON

HALFBACK

Eagles Career: 1964-66
 Eagles Hall of Fame Inductee: 1987
 Pro Football Hall of Fame Inductee: 1972

In his career with Chicago, Los Angeles, Detroit, and Philadelphia, Matson compiled some very impressive numbers – 12,844 combined net yards and 5,173 yards rushing. He was selected to five Pro Bowls and earned MVP honors for his effort in the 1956 Pro Bowl. Matson was traded to the Rams by the Chicago Cardinals for nine players in 1959. The speedy halfback was also a medal winner in track at the 1952 Olympics.




EARL "GREASY" NEALE

HEAD COACH

Eagles Career: 1941-50
 Eagles Hall of Fame Inductee: 1987
 Pro Football Hall of Fame Inductee: 1969

After coaching extensively on the collegiate level at Marietta, Washington and Jefferson (1922 Rose Bowl team), Virginia, and West Virginia, Neale broke into the NFL in 1941 and quickly turned the Eagles into contenders. He captured 3 straight Eastern Division crowns and back-to-back NFL championships in 1948 and 1949. He was recognized as a master of the T formation. From 1918-22, he was an outfielder with the Cincinnati Reds and the Philadelphia Phillies. Neale was born in Parkersburg, WV, on November 2, 1891.




TOMMY McDONALD

WIDE RECEIVER

Eagles Career: 1957-63
 Eagles Hall of Fame Inductee: 1988
 Pro Football Hall of Fame Inductee: 1998

"If I had 11 Tommy McDonald's on my team, I'd win a championship every year," Vince Lombardi once said. The 5-9, 176 pounder dazzled fans with acrobatic receptions for 12 seasons and finished his career ranked 6th all-time in receptions (495), 4th in yards (8410), and 2nd in TDs (84). In 1960, he registered 13 TDs for the NFL Champion Eagles. Born July 26, 1934, in Roy, NM, he starred at Oklahoma. As a senior, he won the Maxwell Award as the nation's top collegian.



PETE PIHOS

END

Eagles Career: 1947-55
 Eagles Hall of Fame Inductee: 1987
 Pro Football Hall of Fame Inductee: 1970

A member of the Eagles 1948 and 1949 championship teams, Pihos enjoyed a career that included six trips to the Pro Bowl and three straight seasons leading the NFL in receptions. He may best be remembered for his game-winning catch in the 1949 NFL Championship game vs. the Rams. A 3rd round draft choice by the Eagles out of Indiana in 1945, he caught 373 passes and 61 TDs during his career in Philadelphia. He was born on October 22, 1923 in Orlando, FL.




DONOVAN MCNABB

QUARTERBACK

Eagles Career: 1999-2009
 Eagles Hall of Fame Inductee: 2013

Selected by the Eagles with the second-overall pick of the 1999 NFL Draft, McNabb served as the field general during one of the most successful eras of Eagles football, leading the team to five NFC East division titles, five NFC Championship games and an appearance in Super Bowl XXXIX. The winningest quarterback in team history, McNabb finished his career as the franchise's all-time leader in pass attempts (4,746), completions (2,801), yards (32,873) and touchdowns (216). He also became one of just four players in NFL history to amass 30,000 passing yards, 200 TD passes, 3,000 rushing yards and 20 rushing touchdowns in his career. A six-time Pro Bowler, McNabb was selected as the starting quarterback on the Eagles 75th anniversary team in a vote by the fans.



MIKE QUICK

WIDE RECEIVER


Eagles Career: 1982-90
 Eagles Hall of Fame Inductee: 1995

One of the most graceful receivers ever to play the game, Quick became a fixture in the Pro Bowl, earning five consecutive trips to Hawaii from 1983-87. A former first round draft choice of the Eagles from North Carolina State in 1982, he etched his name into the team's record books, ranking among the club's all-time career and single-season receiving leaders in terms of catches (363), yards (6464), and TDs (61). He was born on May 14, 1959 in Hamlet, NC.



MERRILL REESE
 RADIO PLAY-BY-PLAY ANNOUNCER
 Eagles Career: 1977-present
 Eagles Hall of Fame Inductee: 2016

Considered one of the most recognizable and influential figures in all of sports broadcasting, Merrill Reese has been the “Voice of the Eagles” since 1977. As the longest-tenured NFL play-by-play announcer at the time of his induction – which coincided with his 40th season in the radio booth – Reese has called many of the franchise’s most unforgettable moments and games alongside his colleague and fellow Eagles Hall of Fame inductee, Mike Quick. Reese has been honored as a two-time Pennsylvania Sportscaster of the Year by the National Association of Sportscasters and Sportswriters, Broadcaster of the Year by the Pennsylvania Association of Broadcasters and was inducted into the Pennsylvania Sports Hall of Fame. A graduate of Overbrook High School and Temple University, Reese began his career as a public affairs officer in the U.S. Navy.




JON RUNYAN
 TACKLE
 Eagles Career: 2000-2008
 Eagles Hall of Fame Inductee: 2021

A free agent signing of the Eagles in 2000, Jon Runyan was part of a formidable offensive line from 2000-2008. He helped lead the team to seven playoff appearances, five division title, five conference championship games, and an appearance in Super Bowl XXXIX. Selected in the fourth round (109th overall) by the Houston Oilers in the 1996 NFL Draft, Runyan started all 144 games in which he played in Philadelphia, marking the fifth-best consecutive games played streak in franchise history at the time of his induction. The 14-year vet was a Pro Bowl selection in 2002 after being part of an offense that set a then-team record 415 points scored.




PETE RETZLAFF
 END
 Eagles Career: 1956-66
 Eagles Hall of Fame Inductee: 1989

Acquired off waivers from Detroit in 1956, Retzlaff converted from fullback to tight end and went on to earn Pro Bowl honors 5 times. He finished his career as the club’s all-time leader in receptions (452) and yards (7,412). A 22nd-round draft pick of the Lions in 1953, he scored 47 TDs in his career. In 1965, he earned the Washington Touchdown Club’s Pro Football Player of the Year Award and the Maxwell Club’s Bert Bell Award. Instrumental in founding the NFL Player’s Association, he served as the Eagles general manager from 1969-72. Retzlaff was born August 21, 1931 in Ellendale, ND.




CLYDE SIMMONS
 DEFENSIVE END
 Eagles Career: 1986-93
 Eagles Hall of Fame Inductee: 2018

Clyde Simmons earned All-Pro and Pro Bowl honors in 1991 and 1992. He recorded 720 tackles, 76.0 sacks, 12 FFs, 10 FRs and 3 defensive TDs in 124 career games with the Eagles and ranks third on Philadelphia’s all-time sacks list, trailing only Pro Football Hall of Fame inductee Reggie White (124.0, 1985-92) and Trent Cole (85.5, 2005-14). Over a five-year span from 1988-92, Simmons ranked 2nd in the NFL with 63.0 sacks including a league-leading 19.0 in 1992.




JIM RINGO
 CENTER
 Eagles Career: 1964-67
 Eagles Hall of Fame Inductee: 1987
 Pro Football Hall of Fame Inductee: 1981

Jim Ringo entered the NFL with the Packers in 1953 and capped his career with 10 Pro Bowl selections to go along with two NFL Championships. Ringo, who started in a then NFL-record 182 straight games from 1954-67, played on Green Bay’s 1961 and 1962 NFL Championship teams. After an 11-year stint with the Packers, he spent his final four seasons in Philadelphia. Ringo was born Nov. 21, 1931 in Orange, NJ.



JERRY SISEMORE
 TACKLE
 Eagles Career: 1973-84
 Eagles Hall of Fame Inductee: 1991

A first-round draft pick of the Eagles out of Texas in 1973 (3rd selection overall), Sisemore became a cornerstone of an offensive line that helped lead the Eagles to the playoffs five straight times, including the 1980 NFC Championship and a berth in Super Bowl XV. He ranks 5th all-time in franchise history in seasons (12) and games played (156). He started 127 consecutive games and was selected to the Pro Bowl following the 1979 and 1981 seasons. He was born on July 16, 1951 in Olton, TX.



TRA THOMAS
 TACKLE
 Eagles Career: 1998-2008
 Eagles Hall of Fame Inductee: 2021

A first-round (11th overall) draft pick of the Eagles in the 1998 NFL Draft, Tra Thomas was part of an offensive line that helped pave the way to seven playoff appearances, five division titles, five conference championship games, and a berth in Super Bowl XXXIX. Thomas enjoyed a 12-year career, spending the first 11 years in Philadelphia during which he was selected to three Pro Bowls (2001, 2002, 2004). Thomas played in 166 games with the Eagles, starting all but one game. At the time of his induction, he had played in the second-most games in franchise history by an offensive lineman and the sixth-most games played by anyone in team history.



JEREMIAH TROTTER
LINEBACKER

Eagles Career: 1998-2001, 2004-06, 2009
Eagles Hall of Fame Inductee: 2016


Nicknamed the "Axe Man," Jeremiah Trotter stood as a daunting presence in the middle of an Eagles defense that ranked among the NFL's top-five defenses in fewest points allowed for three seasons (2000-01, 2004). Selected in the third round of the 1998 NFL Draft out of Stephen F. Austin, Trotter spent eight of his 11 seasons in Philadelphia where he totaled 1,065 tackles, 35 passes defended, 12.5 sacks, eight interceptions, eight forced fumbles and three fumble recoveries in 127 career regular-season and postseason games (106 starts). At the time of his retirement in 2009, the two-time All-Pro became one of only four Eagles linebackers in franchise history to have garnered four Pro Bowl berths. During his three separate stints in midnight green, the Eagles earned five playoff appearances, three NFC East crowns, an NFC Championship and a trip to Super Bowl XXXIX. The Texarkana, TX, native was a consensus All-American at Stephen F. Austin.



NORM VAN BROCKLIN
QUARTERBACK

Eagles Career: 1958-60
Eagles Hall of Fame Inductee: 1987
Pro Football Hall of Fame Inductee: 1971

Acquired in a 1958 trade with the LA Rams, Van Brocklin went on to quarterback the Eagles for three years. The fiery signal caller helped turn a last place Eagles into a NFL championship squad in 1960. This storybook ending would garner him the league's MVP award and provide a fitting end to his playing career as he retired at the end of that season. An All-America selection at Oregon, he went on to participate in 10 Pro Bowls and throw for 23,611 yards and 173 TDs in 12 seasons. He was born March 15, 1926 in Eagle Butte, SD.



STEVE VAN BUREN
HALFBACK

Eagles Career: 1944-51
Eagles Hall of Fame Inductee: 1987
Pro Football Hall of Fame Inductee: 1965

The Eagles first round draft choice (5th overall) out of LSU in 1944, Van Buren signed his first contract (\$4,000) with a team that had never finished above 4th place. Three straight division titles and back-to-back NFL Championships (1948 & 1949), he cemented his place as one of the most talented backs ever. Nicknamed "Wham-Bam" for his quick and punishing running style, he captured the NFL rushing title four times. In the 1948 title game vs. the Cardinals, he scored the game's only TD in a blinding snowstorm. A year later, he waded through mud and torrential rains in the Los Angeles Coliseum to rush for 196 yards vs. the Rams in the title game. His 205 yards rushing vs. Pittsburgh in 1949 is a club record. He finished his career with 5,860 rushing yards and 77 TDs. A 5-time all-pro, he was selected to the NFL's 75th Anniversary Team in 1994. Born December 28, 1920, in LaCeiba, Honduras.



DICK VERMEIL
HEAD COACH

Eagles Career: 1976-82
Eagles Hall of Fame Inductee: 1994
Pro Football Hall of Fame Inductee: 2022

The Eagles head coach from 1976-82, Vermeil will long be remembered as a workaholic, a perfectionist, and as a winner. A success at every level of coaching, from his first high school head coaching job in 1960, to a stint at UCLA in 1974-75 and with the Eagles, Vermeil attacked his profession with a degree of passion rarely seen. A native of Calistoga, CA, Vermeil coached the Eagles into the playoffs four consecutive times from 1978-81, including a trip to Super Bowl XV as NFC Champions in January of 1981.



TROY VINCENT
CORNERBACK

Eagles Career: 1996-2003
Eagles Hall of Fame Inductee: 2012


A five-time Pro Bowler and two-time All-Pro selection as an Eagle, Vincent spent eight seasons in Philadelphia, recording 28 interceptions, 10 forced fumbles, six fumble recoveries and one interception returned for a touchdown in 118 starts. In 2002, Vincent was a first team All-Pro Selection and also garnered the prestigious Walter Payton Man of the Year award for his work with the Troy Vincent Foundation, which provides educational and counseling services to troubled youth, among other organizations. His five Pro Bowl selections are tied for the most in team history as a cornerback and his 28 interceptions rank seventh all-time in team annals. Vincent was born on June 8, 1971, in Trenton, NJ.



STAN WALTERS
TACKLE

Eagles Career: 1975-83
Eagles Hall of Fame Inductee: 1991

A 9th round draft pick of the Bengals out of Syracuse in 1972, Walters joined the Eagles via trade in 1975. He went on to play in 122 consecutive regular and post-season games for Philadelphia at left tackle and anchored the team's offensive line during the late 1970s and early 1980s. A key member of the 1980 NFC championship squad that participated in Super Bowl XV, he was honored by his peers following the 1978 and '79 seasons when he was selected to the Pro Bowl. He was born May 27, 1948 in Rutherford, NJ.



BOBBY WALSTON
WIDE RECEIVER/TIGHT END

Eagles Career: 1951-62
Eagles Hall of Fame Inductee: 2019

A two-time Pro Bowler and member of the NFL 1950s All-Decade Team, Walston was one of the league's most unique talents, excelling at WR and TE while also serving as the team's placekicker throughout his 12-year career in Philadelphia. From 1951-62, he led the NFL in points scored (881, 2nd-most in franchise history) and ranked 4th in receptions (311), 5th in receiving yards (5,363) and 6th in receiving TDs (46). His 25-point performance at Washington on October 17, 1954 still stands as the Eagles' single-game scoring record.



BRIAN WESTBROOK
RUNNING BACK

Eagles Career: 2002-09
Eagles Hall of Fame Inductee: 2015

A multi-threat back armed with exceptional playmaking abilities, Westbrook finished his Eagles career as the franchise’s all-time leader in total yards from scrimmage (9,785). During his time in Philadelphia, the two-time Pro Bowler and first-team AP All-Pro selection helped guide the club to four NFC East crowns, four NFC Championship appearances and a berth in Super Bowl XXXIX. Westbrook is widely remembered for his iconic, game-winning 84-yard punt return touchdown at Giants Stadium in October 2003, best known as the “Miracle at the Meadowlands II.” Upon his retirement, he became one of only six players in NFL history with 30+ rushing touchdowns (41) and 30+ receiving touchdowns (30) in his career. Born on September 2, 1979, Westbrook was a consensus All-American and a two-time A-10 Offensive Player of the Year at Villanova University.



ALEX WOJCIECHOWICZ
CENTER

Eagles Career: 1946-50
Eagles Hall of Fame Inductee: 1987
Pro Football Hall of Fame Inductee: 1968

A two-time All-America selection at Fordham where he was the center on the famed ‘Seven Blocks of Granite’ line, Wojciechowicz was the Lions top draft pick in 1938. One of football’s original “iron men,” he joined the Eagles in 1946 as a linebacker and helped the Eagles capture back-to-back NFL championships in 1948 and ‘49. Born August 12, 1915, in South River, NJ, he organized the NFL Alumni Association.

NFL CHAMPIONSHIP TEAMS

1948 & 1949

Eagles Hall of Fame Inductee: 1999


No NFL team before or since ever posted consecutive shutouts in championship play. No NFL team can claim to be more dominant over a two-year period. The Eagles won back-to-back NFL Championships in 1948 and 1949, first shutting out the Chicago Cardinals, 7-0, and then blanking the Los Angeles Rams, 14-0. Under legendary head coach Greasy Neale, Philadelphia finished the 1948 regular season with a 9-2-1 record and took on the Cardinals in the championship game with a foot of snow covering Shibe Park. RB Steve Van Buren scored the game’s only touchdown on a 5-yard TD run, while the defense limited the Cards to just 6 total first downs. The Eagles continued their dominance in 1949 with an 11-1 record in the regular season and a victory over the Rams in the championship game on a rain-soaked Los Angeles Coliseum field. Van Buren again led the Eagles as he rumbled for 196 yards on 31 carries. In those two seasons, the Eagles outscored their opposition 761-290. They were lovingly called “the duffel-bag dynasty.” Many players were young men who had served their country in World War II and returned home trying again to settle into a regular life.



REGGIE WHITE
DEFENSIVE END

Eagles Career: 1985-92
Eagles Hall of Fame Inductee: 2005
Pro Football Hall of Fame Inductee: 2006

Nicknamed the “Minister of Defense,” White is the club’s all-time leader in sacks with 124 in just 121 games, including a team-record 21 in 1987. White earned seven Pro Bowl appearances during his eight-year stint with the Eagles, who signed him after a two-year stint with Memphis of the USFL. White earned NFL Defensive Player of the Year honors in 1987 and 1991. He was named to the NFL’s All-Decade Teams of the 1980 and 1990s, the 75th Anniversary Team, and was voted first-team All-Pro 10 times in his 15-year career with the Eagles, Packers and Panthers. He was born on Dec. 19, 1961 in Chattanooga, TN. He died December 26, 2004 at the age of 43.



AL WISTERT
TACKLE

Eagles Career: 1944-51
Eagles Hall of Fame Inductee: 2009

During his nine-year career in Philadelphia, Wistert earned NFL All Pro honors an amazing eight times as a dominant force on the Eagles offensive line. Wistert was a member of the Eagles back-to-back NFL championship teams in 1948-49 and played in the first-ever Pro Bowl in 1951. He played in 95 games with the Eagles as a two-way player. His jersey # 70 was retired by the team in 1952. Wistert was a 5th round draft pick from Michigan in 1943. He was born December 28, 1920 in Chicago, IL.



1933 — Frankford Yellowjackets' franchise in the NFL awarded to syndicate headed by Bert Bell and Lud Wray for \$2500. Club christened "Eagles" in honor of the symbol of the New Deal's National Recovery Act. Eagles and Chicago Bears play in Philadelphia's first Sunday game (Nov. 12) at Baker Bowl. Game ends in a 3-3 tie.

1935 — General manager Bert Bell proposes an annual college draft to equalize talent in the league. Proposal is adopted on May 19 for the 1936 season.

1936 — Eagles have first choice in the inaugural college draft and select University of Chicago back Jay Berwanger but fail to sign him. Bell becomes sole owner of the team with \$4,000 bid. Playing site for home games moves from Baker Bowl to Municipal Stadium.

1939 — Davey O'Brien, Texas Christian's All-America quarterback, signs with the Eagles for a reported \$12,000 per year salary and percentage of the gate. O'Brien plays in every game and sets NFL passing yardage record with 1,324 yards. On October 22, the Eagles play in the first televised pro football game and fell to the host Brooklyn Dodgers, 23-14, at Brooklyn Ebbets Field. Allan "Skip" Walz broadcasts the game for NBC from Ebbett's field to the approximate 1,000 TV sets then in Brooklyn.

1940 — Home playing site switches from Municipal Stadium to Shibe Park (later known as Connie Mack Stadium). Pittsburgh owner Art Rooney buys half interest in the Eagles after selling the Steelers franchise to Alexis Thompson of New York, a 30-year old heir to a six million fortune in steel stocks.

1941 — Bell and Rooney swap franchises with Thompson, Rooney returning to Pittsburgh and Thompson taking over the Eagles. Bert Bell joins Rooney as a full-time partner in Pittsburgh. Thompson hires Earl (Greasy) Neale as head coach of the Eagles.

1943 — Eagles merge with Pittsburgh Steelers to form the "Steagles" due to manpower shortage during World War II. Merger dissolved at end of season.

1944 — First draft choice Steve Van Buren debuts as Eagles' halfback. Team finishes in second place with 7-1-2 record.

1945 — Team again finishes in second place with 7-3 record and leads league in scoring with 272 points. Van Buren leads NFL with 838 rushing yards and 110 points.

1946 — Team finishes second for third straight year with 6-5 record.


1947 — Rookie end Pete Pihos, Van Buren, and Bosh Pritchard combine with an overpowering defense to lead Philadelphia into the NFL championship game for the first time but the Chicago Cardinals earn the NFL title with a 28-21 victory at icy Comiskey Park.

1948 — Eagles win their first NFL championship, defeating the Chicago Cardinals, 7-0, in a blinding snowstorm at Shibe Park.


1949 — Thompson sells the team to 100 buyers, each of whom paid \$3,000 for one of the 100 shares. They were called the "Happy Hundred" or the "100 Brothers." Their leader was James P. Clark, a Philadelphia sportsman and business executive, and the 100 investors included some of the leading names in Philadelphia business, government and politics, including Leonard Tose. Vince McNally is named general manager. University of Pennsylvania All-America C/LB Chuck Bednarik is a 1st round draft choice. The Eagles win their 3rd straight Eastern Division title and defend their NFL championship with a 14-0 win over the Los Angeles Rams.

1950 — In Greasy Neale's final season as the Eagles' head coach, they finish tied for third in the American Conference with a 6-6 mark.

1951 — Alvin (Bo) McMillan replaces Greasy Neale as head coach. McMillan be-



1934 Eagles



1940 Eagles



1949 Champions

comes ill the night before the season opener and is replaced by Wayne Millner. End-placekicker Bobby Walston is named rookie of the year.

1952 — Jim Trimble succeeds Wayne Millner as head coach. Team rides strong defense to 7-5 second place finish.

1953 — Bobby Thomason and Adrian Burk combine to pass for a league-high 3,089 yards. Pete Pihos catches 63 passes for 1,049 yards and 10 touchdowns to lead league. Eagles finish in second place and snap Cleveland's 11-game winning streak with 42-27 win in season finale.

1954 — Bobby Walston leads league in scoring with 114 points. Eagles finish second for third consecutive year with second straight 7-4-1 record.

1955 — Pihos again leads all NFL pass receivers with 62 catches for 864 yards. Joseph A. Donoghue, Eagles' vice president/secretary, is elected assistant treasurer of the NFL.

1956 — Hugh Devore replaces Jim Trimble as head coach.

1957 — Rookie QB Sonny Jurgensen highlights a 4-8 season by passing Eagles to a 17-7 upset of the NFL Eastern Division Champion Cleveland Browns.

1958 — Buck Shaw signs as head coach replacing Hugh Devore. Eagles acquire quarterback Norm Van Brocklin in trade with Los Angeles. Team moves home games from Connie Mack Stadium to University of Pennsylvania's Franklin Field and attendance almost doubles.

1959 — With Pete Retzlaff and Tommy McDonald his chief targets, Norm Van Brocklin passes Eagles to 7-5 record and second place tie with Cleveland.

1960 — QB Norm Van Brocklin and Chuck Bednarik, who plays 60 minutes at center and linebacker, pace the Eagles to their first Eastern Division title in 11 years. The Birds then win their third NFL championship with a come-from-behind 17-13 victory over Green Bay at Franklin Field. Van Brocklin, the league's MVP, and head coach Buck Shaw both announce their retirements at the end of the season.

1961 — Nick Skorich is named head coach and Sonny Jurgensen takes over as the starting quarterback. Despite Jurgensen's record-setting season as a passer and a 10-4 record, the Eagles fail to repeat as division champions.

1962 — Injuries in unprecedented numbers hit Eagles as the team wins only three games and falls to last place.

1963 — RB Timmy Brown sets a then NFL record for total offense (2,436 yards; 841 rushing, 487 receiving, 11 passing, 945 kickoff returns, and 152 punt returns) in a season. With the club's 91 outstanding shares now held by 65 stockholders, club president Frank L. McNamee said it would be put up for sale with an asking price of 4,500,000. Jerry Wolman, a 36-year old builder and self-made millionaire from Washington outbid Philadelphia businessman Jack Wolgin and became the new owner. The sale price was \$5,505,000.

1964 — Former Chicago Cardinals and Washington coach Joe Kuharich signs as head coach and begins a series of major trades to rebuild the club.

1966 — After extensive roster changes, the Eagles finish 9-5 for their first winning season in five years.

1967 — Quarterback Norm Snead and flanker Ben Hawkins set team passing and receiving records, respectively, but injuries to other key players contribute to a disappointing 6-7-1 record and a second place finish.

1969 — After Wolman's empire fell into serious financial trouble, a bankruptcy referee in U.S. District Court in Baltimore oversees the team's sale to Leonard Tose, a millionaire trucking executive. The price was a reported \$16.1 million, at the time a record price for a professional sports team. Tose names former Eagles' receiving great Pete Retzlaff as general manager and Jerry Williams as head coach.

1971 — The Eagles leave Franklin Field for a new home at Veterans Stadium. After three consecutive crushing losses at the beginning of the season, assis-



1960 Eagles



tant Ed Khayat replaces Jerry Williams (who had led the club to only a 3-10-1 mark in 1970) as head coach.

1972 — After a stormy 2-11-1 season, Tose accepts general manager Retzlaff's resignation and releases the entire coaching staff. A bright spot, however, is Harold Jackson who leads the NFL in receptions and receiving yards (62-1,048).

1973 — Under new coach Mike McCormick and new quarterback Roman Gabriel, the Eagles have an exciting offensive season but can muster only a 5-8-1 record. In his first year as a full-time receiver, Harold Carmichael becomes the second consecutive Eagle to lead the NFL in receptions (67).

1974 — Under newly appointed general manager Jim Murray, the Eagles trade with Cincinnati and acquire LB Bill Bergey. Bergey bolsters the defense and wins Pro Bowl honors along with TE Charle Young, who becomes the 3rd consecutive Eagle to lead the league in receptions (63).

1976 — After a 4-10 season in 1975, Tose appoints 39-year old Dick Vermeil of UCLA as head coach but the Birds again earn a 4-10 mark.

1977 — QB Ron Jaworski is obtained from the Los Angeles Rams in exchange for the rights to TE Charle Young. Bill Bergey, keying the newly-installed 3-4 defense of coordinator Marion Campbell, wins all-pro and all-conference honors and is selected to play in his third Pro Bowl.

1978 — The Eagles post a 9-7 record, their first winning season since 1966, and make the playoffs for the first time since 1960. They lose the NFC Wild Card playoff game in Atlanta, however, 14-13 as the Falcons score two 4th-quarter TDs and Eagles' Mike Michel misses a 34-yard FG try with 1:34 to play. Wilbert Montgomery, in his first starting season, rushes for 1,220 yards to become the first Eagle since Steve Van Buren to surpass 1,000 in a season. CB Herman Edwards provided the "Miracle of the Meadowlands" when he scooped up a fumbled handoff from Joe Pisarcik to Larry Csonka and raced 26 yards for the winning TD with 20 seconds left to play before a stunned Giants Stadium crowd.

1979 — With an 11-5 regular season record — their best since 1961 — the Eagles tie Dallas for first place in the NFC East and go to the playoffs as a wild card team. After beating Chicago, 27-17, in the Wild Card Game, the Birds are upset at Tampa Bay, 24-17 in a divisional playoff round. Wilbert Montgomery sets a club record with 1,512 rushing yards, and Harold Carmichael sets a then NFL record on Nov. 4, catching a pass in his 106th consecutive game. Rookie barefoot kicker Tony Franklin boots the second longest FG in NFL history — 59 yards — in a 31-21 victory at Dallas. Dick Vermeil is voted NFL coach of the year.

1980 — The Eagles win 11 of their first 12 games and go on to a 12-4 mark and the NFC East championship. The Birds trounce Minnesota 31-16, in the divisional playoff round and then upend Dallas, 20-7 at Veterans Stadium, to win the NFC title and a berth in Super Bowl XV. The Oakland Raiders prevail in that game, however, 27-10. Ron Jaworski leads the NFC with a 90.9 passing rating while throwing for 3,527 yards and 27 touchdowns. He is named NFL player of the year by the Maxwell Football Club and NFC player of the year by UPI. Harold Carmichael's then-record NFL receiving streak is snapped at 127 games when he fails to catch a pass in the regular season finale at Dallas after sustaining a back injury in the first half.

1981 — After building a 6-0 record early in the season, the Birds struggle in their final eight games, post a 10-6 record and appear in the playoffs for the fourth consecutive year but are upset at home in the NFC Wild Card Game by the NY Giants, 27-21. The Birds' defense ranks first in the NFL in fewest yards allowed (4,447) and fewest points allowed (221). Harold Carmichael enjoys the

third 1,000-yard receiving year of his career and Wilbert Montgomery rushes for 1,402 yards.

1982 — An NFL players' strike takes place after two games and stops play for eight weeks. When play resumes on November 21, the long layoff hurts the Eagles. After splitting their first two games of the season, the Birds come back from the strike to lose four in a row and miss the playoffs for the first time since 1977. A 24-20 Eagles' victory at Dallas on December 26 is the last victory in the Philadelphia career of head coach Dick Vermeil, who resigns shortly following the season after compiling a 55-51-0 overall record.




1983 — Marion Campbell replaces Dick Vermeil as head coach after six seasons as the Eagles' defensive coordinator. Owner and president Leonard Tose announces in January that his daughter, Susan Fletcher, the Eagles' vice president and legal counsel, would eventually succeed him as primary owner of the Eagles. After winning four of their first six games, the Eagles become mired in a seven-game losing streak and finish with a 5-11 record. The Birds' offense is highlighted by first-team all-pro and AFC-NFC Pro Bowl selection Mike Quick, who leads the league and sets club records with 1,409 yards receiving on 69 catches.

1984 — After a 1-4 start, the Eagles post a 5-5-1 record over their final 11 games. Philadelphia's swarming defense sets a then club record of 60 quarterback sacks. Wilbert Montgomery establishes the Eagles' career rushing record for yards (6,538) and attempts (1,465) surpassing the marks set by Pro Football Hall of Famer Steve Van Buren from 1944-1951. Kicker Paul McFadden establishes an Eagles' season scoring record with 116 points (tops among rookies), surpassing Bobby Walston's 30-year mark of 114, and is named NFC rookie of the year. Ron Jaworski suffers a broken leg at St. Louis in week 13, snapping his streak of 116 consecutive starts (believed to be an all-time record for NFL QBs).

1985 — On March 12, Leonard Tose, the Eagles' owner since 1969, announces an agreement to sell the team to Norman Braman and Ed Leibowitz, highly successful automobile dealers from Florida for a reported \$65 million. After obtaining the approval of the other NFL owners and fulfilling the terms of the transaction, Braman officially becomes the Eagles' new owner on April 29. That same day, Braman elevates Harry Gamble, general manager since February 4, to vice president-general manager overseeing day-to-day operations of the club. All-time Eagles' rushing leader Wilbert Montgomery does not report to training camp and is traded to Detroit for LB Garry Cobb in preseason. The Eagles again overcome a 1-4 start, but fall off the pace and finish 7-9. Head coach Marion Campbell is released on December 16, and Fred Bruney takes over as interim head coach for final game at Minnesota.

1986 — Buddy Ryan, defensive coordinator of the Chicago Bears' Super Bowl XX Champions, is named the 17th head coach in Eagles' history on January 29. On July 16, Norman Braman becomes the sole owner of the team, purchasing the remaining 35 percent from his brother-in-law Ed Leibowitz. Harry Gamble is promoted to president-chief operating officer. Ryan makes sweeping changes in the Eagles' roster, keeping young players and releasing several veterans. The youthful Birds struggle to a 5-10-1 record against the toughest schedule in the league. The Birds place two players on the AFC-NFC Pro Bowl roster: WR Mike Quick and DE Reggie White. White ties a Pro Bowl record with 4 sacks and is named MVP of the game.

1987 — In March, Ron Jaworski, who set nearly every club passing record from 1977-1986, is put on waivers after the club decides not to guarantee his contract. The Eagles split their first two games of the season before the NFL was beset by a players strike. After all games of Week 3 were cancelled, the NFL resumed play with replacement teams for the next three weeks. The Birds replacement team goes 0-3 and sets the stage for a surge by the regular players when they return to work. Philadelphia's regulars proceed to win three straight after the strike and move into a tie for 2nd place in the NFC East. They





go on to finish 7-8 overall (7-5 in non-strike games) and due to a tie-breaking system, rank 4th in the NFC East behind Dallas and St. Louis who also posted 7-8 marks. Offensively, WR Mike Quick earns his fifth consecutive trip to the AFC-NFC Pro Bowl while QB Randall Cunningham (Pro Bowl 1st alternate) emerges as a rising talent. Cunningham threw 23 TD passes and became the first QB to lead his team in rushing (505 yards) since the Bears' Bobby Douglas did so in 1972. The defense was led by DE Reggie White, who was named the NFL's defensive player of the year. White's 21 sacks set an NFC record and fall one shy of the NFL mark.


1988 — The Eagles post the NFL's best mark (6-1) over the final seven weeks of the regular season en route to a 10-6 record and the NFC Eastern division title. But their playoff fate is not sealed until moments after the conclusion of their 23-7 victory at Dallas in week 16. It is then that NY Jets' QB Ken O'Brien throws a TD pass to Al Toon to defeat the Giants and ensure the division title for the Eagles. Philadelphia then travels to Chicago for an NFC divisional playoff game against the Bears and a place in NFL history. The game, which begins in sunny, 29 degree weather, would later be dubbed "The Fog Bowl," after a thick fog rolls off Lake Michigan late in the 2nd quarter. Due to the fog, visibility on the playing field was extremely difficult and the Bears prevail, 20-12. The shining season included the selection of QB Randall Cunningham, DE Reggie White and TE Keith Jackson as starters in the Pro Bowl. Cunningham also wins the Maxwell Football Club's Bert Bell Award as the NFL's top player. White leads the NFL in sacks for the second consecutive year and Jackson sets an Eagles' receiving record with 81 catches en route to earning rookie of the year honors from The Sporting News.



Ryan

1989 — The Eagles used an aggressive, ball-hungry defense — which led the NFL in takeaways (56) and interceptions (30), and set a team record with 62 QB sacks — to finish 11-5. Philadelphia, however, finished second to the Giants in the NFC East (despite two victories in head-to-head competition) and faced the LA Rams in the Wild Card playoff. Although playing a post-season game at Veterans Stadium for the first time since 1981, the Birds fell 21-7. QB Randall Cunningham posted similar numbers to his superb '88 campaign despite missing receivers Mike Quick and Keith Jackson for most of the season due to injuries. A deeper loss came on Dec. 9, when quarterback coach Doug Scovil passed away. The second alternate to the Pro Bowl, Cunningham started for the NFC squad when injuries kept the other QBs from playing. CB Eric Allen led the NFC in interceptions with 8.

1990 — In February, Buddy Ryan hired Rich Kotite as offensive coordinator to improve the Eagles' sluggish attack. At season's end, the offense led the NFL in rushing (2,556) and the NFC in scoring (396) and TD passes (34). The defense led the NFL in stopping the run thereby making the Birds the first team to lead the league in both rushing categories since Chicago did so in 1985. A 10-6 record put Philadelphia in the playoffs once again, but the Eagles suffered their third opening round defeat in as many seasons. The 20-6 Wild Card loss to Washington signaled an end to the five-year Ryan era. Randall Cunningham flourished with 30 TD passes and 942 rushing yards, while rookie WRs Calvin Williams and Fred Barnett combined for 17 TDs.




Cunningham

1991 — On January 8th, team owner Norman Braman opted not to renew the contract of Buddy Ryan, the Eagles' head coach since 1986. On the same day, Braman promoted then-offensive coordinator Rich Kotite, making him the 18th head coach in club history. They opened with a 3-1 mark, their best start since 1981, despite having lost QB Randall Cunningham for the year due to a knee injury suffered at Green Bay on opening day. After coming on to lead the Eagles to their solid start, backup QB Jim McMahon was also injured in game 5. With McMahon sidelined, the Birds suffered through a four-game skid. By midseason, Philadelphia had used five quarterbacks in eight games and

seen its record sink to 3-5. The Eagles regrouped, however, and surged into contention for a playoff spot with a six-game winning streak (the club's longest since the start of '81) that upped their record to 9-5. But a loss at home to Dallas in game 15 ended Philadelphia's playoff hopes. The defense finished the season ranked #1 in the NFL in terms of fewest yards allowed overall, vs. the run, and vs. the pass. As such, the Birds became only the fifth club in NFL history and the first since 1975 to accomplish this rare triple. In addition, the Eagles' defense led the NFL in sacks and fumble recoveries and tied for the league lead in takeaways. Five members of that defensive unit represented the Eagles in the AFC-NFC Pro Bowl — DEs Reggie White and Clyde Simmons, DT Jerome Brown, and LB Seth Joyner were selected as starters while CB Eric Allen also made the NFC squad. The selection of White, Simmons, and Brown marked only the sixth time in NFL history that three defensive linemen from one team were elected to the Pro Bowl.

1992 — The Eagles were dealt a huge blow before the season even began as all-pro defensive tackle Jerome Brown was killed in an automobile accident on June 25th in his hometown of Brooksville, FL. The tragedy overshadowed the promise of the upcoming season which included the return of QB Randall Cunningham - out almost the entire '91 season with a knee injury - as well as the addition of RB Herschel Walker whom the Eagles acquired as a free agent just three days before Brown's death. They finished second in the NFC East with an 11-5 record and returned to the playoffs, earning a Wild Card victory over the Saints before dropping a Divisional Playoff to the eventual Super Bowl champion Dallas Cowboys. The win over the Saints was the team's first postseason victory since 1981 and its first road playoff conquest since 1949. Off the field, a September 24th ruling by U.S. District Judge David Doty paved the way for free agency in the NFL by finding the league's "Plan B" policy in violation of federal antitrust laws and provided the four plaintiffs in the suit with an opportunity to sign with another club. Among those four was Eagles TE Keith Jackson, who four days later inked a deal with the Miami Dolphins.



1990s Eagles

1993 — In January, the NFL and the Players Association signed a Collective Bargaining Agreement, a 7-year deal that would institute a form of limited free agency to replace the "Plan B" system. The most prominent NFL player affected by the settlement was the Eagles' all-time sack leader Reggie White, who went on to sign with the Green Bay Packers on April 5th. On the field, the Eagles produced an 8-8 record. After a flying start in which the Birds jumped out to a 4-0 record on the strength of three consecutive dramatic come-from-behind wins, season-ending injuries to QB Randall Cunningham, WR Fred Barnett and others were followed by a six-game losing streak (their worst skid since '83). Nonetheless, backup QB Bubby Brister led them to wins in 4 of their final 6 contests, a stretch that kept them in the playoff hunt until the final week of the season.

1994 — A new chapter in Eagles history began on April 6th when Norman Braman, the team's owner since 1985, reached an agreement in principle to sell the franchise to Jeffrey Lurie, a Boston native and president of a Hollywood-based movie production company. Once NFL owners voted to approve the sale on May 6th, Lurie officially took over the club on May 17. Despite losing the opener, the Eagles won 7 of their next 8 games, including a 40-8 thumping of the eventual Super Bowl champion 49ers. However, they lost their final 7 games and finished out of the playoffs. Two days after the season, Rich Kotite's 4-year reign as head coach ended. Herschel Walker became the first player in league history to record a 90-plus yard run, reception, and kickoff return in a single season. Only one other player - Bobby Mitchell - had previously recorded that trifecta in a career. With back-to-



Brown's Jersey



back 100-yard rushing performances, rookie RB Charlie Garner became only the 7th back in NFL history to top the century mark in his first two contests. DE William Fuller, a free agent acquisition from Houston, notched at least one sack in 7 straight games and broke the club record of 6 shared by Reggie White and Clyde Simmons.

1995 — On February 2, Jeffrey Lurie named 49ers defensive coordinator Ray Rhodes as the 19th head coach in team history. Eleven months and a playoff victory later, that decision resulted in NFL coach of the year honors. Rodney Peete took over at QB after a 1-3 loss and led them to 9 wins in their final 12 games. RB Ricky Watters, one of the NFL's most prominent free agent acquisitions of the year, combined with Charlie Garner to give Philadelphia the league's 4th best rushing attack. In the postseason, the Eagles routed the favored Detroit Lions, 58-37, in a Wild Card game. A week later, they bowed out to the eventual Super Bowl champion Cowboys. At season's end, Watters, DE William Fuller (an NFC-high 13 sacks), and LB William Thomas (7 INTs) went to the Pro Bowl. Off the field, Lurie and his wife, Christina, oversaw the formation of Eagles Youth Partnership (EYP). The charitable wing of the Eagles, EYP was formed in order to improve the quality of life and enhance opportunities for children in the Greater Philadelphia region.

1996 — For the second consecutive year the Eagles compiled a 10-6 regular season record and earned a playoff berth. As such, Ray Rhodes became the first coach to lead the Eagles into the playoffs in each of his first two seasons at the helm. In the NFC Wild Card game, however, the Eagles fell, 14-0, to San Francisco in a rain-drenched 3Com Park. For the third time in six seasons, the Eagles lost their starting QB to injury early on as Rodney Peete ruptured a tendon in his right knee vs. Dallas. Ty Detmer led the Birds to four straight wins and teamed with WR Irving Fryar and RB Ricky Watters to fuel the conference's #1 offense (351.7 yds/game). Watters earned a Pro Bowl berth with personal bests in rushing atts. (353), rushing yards (1,411), TDs (13), and total yards from scrimmage (a league-leading 1,855). DE William Fuller led the team with 13 sacks en route to his 3rd straight Pro Bowl. MLB James Willis' interception in the end zone in the final moments of game 9 at Dallas sealed a big win. Willis' theft off QB Troy Aikman and subsequent lateral to CB Troy Vincent resulted in a 104-yard TD return.

1997 — After a 4-6 start clouded the club's shot at the post-season, the Eagles turned to 2nd-year QB Bobby Hoying. A 2-0-1 record in his first three starts brought them back into contention, but ended the year with a 6-9-1 record. Injuries plagued the club as 42 different players started, including three different QBs (Ty Detmer, Rodney Peete and Hoying). Irving Fryar posted 86 receptions and Ricky Watters became the first Eagle to top the 1,000-yard rushing plateau in three consecutive years. The defense's most memorable performance came in a win vs. Green Bay as they held the Pack without a TD, snapping a string of 85 games (incl. playoffs) in which they had scored a TD.

1998 — A disappointing 3-13 season led to the dismissal of head coach Ray Rhodes on December 28th, one day after the season finale. The Eagles started 0-5 before posting their first win. Duce Staley became the first Eagle draft pick to top the 1,000-yd. rushing plateau since Wilbert Montgomery (1981). On defense, the Eagles procured DE Hugh Douglas in a trade with the Jets. Douglas led the Eagles with a career-high 12.5 sacks, including a club-tying record of 4.5 at San Diego.

1999 — Former Green Bay quarterback coach Andy Reid was named head coach on January 11th. Three months later, the club used the 2nd overall draft choice to select QB Donovan McNabb, one of the most accomplished athletes to ever come out of Syracuse. Their 2-7 start prompted Reid to insert McNabb into the starting lineup for six of the final seven contests. In his first start on Nov. 14th vs. Washington, McNabb sparked the Eagles to a 35-28 win over Washington. RB Duce Staley garnered his second straight 1,000-yd. rushing season and accounted for a NFL-best 41% of his team's offense. New defensive coordinator Jim Johnson turned up the heat as his troops accounted for a league-best 46 take-aways, including 28 interceptions (3rd in NFL), five of

which were returned for TDs (a team record). FS Brian Dawkins and CB Troy Vincent earned their first Pro Bowl selections. Vincent's 7 INTs tied for the league lead and became the first Eagle to top the entire NFL in INTs since 1972 (Bill Bradley). Although the Eagles finished 5-11, Reid implemented a positive attitude in his young group of players that included 14 true rookies on the season-ending roster.

2000 — Andy Reid, the NFL's coach of the year, led the Eagles to the greatest turnaround in franchise history, finishing 2nd in the NFC East at 11-5. The season started with a perfectly executed onside kick by David Akers to kickoff the season opener at Dallas, leading to a 41-14 win. The Eagles won 10 of their next 13 contests and earned the top Wild Card spot in the NFC. In the playoffs, the Eagles overwhelmed Tampa Bay, 21-3, before losing to the eventual NFC Champion NY Giants in the Divisional Playoffs. After RB Duce Staley went down for the season with a foot injury in game 5, Donovan McNabb became a legitimate MVP candidate (he finished 2nd in AP voting to Rams RB Marshall Faulk). McNabb accounted for 74.6% of the team's total net yards. TE Chad Lewis led all NFC tight ends in receptions (69) and earned his first trip to the Pro Bowl. The defense featured 3 Pro Bowlers in CB Troy Vincent, DE Hugh Douglas (15 sacks, 2 in playoffs), and MLB Jeremiah Trotter. First round draft choice DT Corey Simon recorded a rookie team-record 9.5 sacks.

2001 — The Eagles captured their first NFC Eastern Division Championship since 1988 and their first appointment in the NFC title game since 1980. Adversity hit this club early and often. The first preseason game was cancelled due to problems with the Veterans Stadium turf. C Bubba Miller was lost to a season-ending foot injury. And they dropped their season opener in overtime to the Rams before true adversity devastated the entire world on September 11th when terrorist attacks struck the World Trade Center and the Pentagon. As a result, a week's worth of NFL games were postponed. The Eagles were 2-2 before beating the Giants, 10-9, on Monday Night Football for the first time since 1996 (a span of nine games). The Eagles won 8 of their last 10 games, including a dramatic 24-21 win over the Giants on December 30 to clinch the NFC East title. In the playoffs, the Eagles defeated the Bucs and in the Divisional playoffs, Donovan McNabb won his homecoming to Chicago, 33-19, at Soldier Field. The Pro Bowlers on defense were Hugh Douglas, Jeremiah Trotter, Troy Vincent, and Brian Dawkins. The unit allowed a league-low 64 points in 8 road games. In fact, their 7-1 road record was the best in club history. David Akers earned his first Pro Bowl berth and set a club record with 17 consecutive FGs made.

2002 — In the 31st and final season at Veterans Stadium, the Eagles set a team record for points scored (415) and sent a league-high 10 players to the Pro Bowl. However, they fell in the NFC Championship game for the second consecutive season. Andy Reid, the consensus coach of the year, proved the Eagles were not a one-man show, winning five of six games without Donovan McNabb (broken ankle). McNabb returned for the playoffs and directed a win in the Divisional playoff after 3rd QB A.J. Feeley started the final five games, winning his first four. Although the Eagles lost their season finale to the Giants, they were still able to clinch home field after the Jets trounced the Packers in the same stadium one day later. The defense finished in the top five in numerous categories and sent four players to the Pro Bowl: CB Troy Vincent, CB Bobby Taylor, FS Brian Dawkins, and DE Hugh Douglas. The offensive line also featured multiple Pro Bowl selections for the first time since 1980 with Tra Thomas, Jon Runyan and Jermaine Mayberry. Kicker David Akers notched 133 points to earn a Pro Bowl berth.

2003 — In a season marred with injuries and controversy, the Eagles captured their third consecutive NFC East division title and third straight trip to the NFC title game, a loss to Carolina. Lincoln Financial Field officially became the Eagles new nest with a season-opening Monday night contest vs. Tampa Bay. But the Eagles not only lost their first two contests, they were left without



Lurie



Reid



the services of DBs Brian Dawkins and Bobby Taylor for a large chunk of the season (foot injuries). Then LB Carlos Emmons (ankle) and Brian Westbrook (triceps) were felled by season-ending ailments in December. After a 2-3 start, the Eagles rattled off nine straight wins, tying a team record previously set in 1960. That win streak was propelled by an improbable win at NYG on October 19. Trailing the Giants 10-7 with 1:34 to play, Westbrook returned a punt 84 yards for a dramatic, game-winning score. They ended up earning home-field advantage in the playoffs for the 2nd straight season. After suffering through a QB rating of 51.1 in the first six games, a thumb injury in his throwing hand, and disgraceful, racial commentary by former ESPN analyst Rush Limbaugh following the 0-2 start, McNabb thrived. He garnered NFC offensive player of the month honors in November, leading the team to a 5-0 month. He engineered a come-from-behind playoff win vs. Green Bay before suffering a rib injury a week later vs. Carolina that sidelined him in the 4th quarter. The Eagles employed a unique running back trio (Westbrook, Correll Buckhalter, and Duce Staley), dubbed the “three-headed monster,” that racked up 1,618 rushing yards, 2,465 total yards from scrimmage, and 29 total TDs.

2004 — One of the most eventful off-seasons in team history helped propel the Eagles to their first NFC Championship and subsequent Super Bowl appearance in 24 years. Although they lost a hard-fought battle to the Patriots, 24-21, in Jacksonville, the Eagles milestones were plentiful as they captured their 4th consecutive NFC East division title and won a franchise record 13 regular season games. Andy Reid became the winningest coach in franchise history surpassing Greasy Neale. On the first day of the free agent signing period, they inked DE Jevon Kearse and later acquired



2004 NFC Championship

WR Terrell Owens in a trade. Owens ended up with 77 catches for 1,200 yards and 14 scores. Donovan McNabb also turned in a stellar campaign, completing 64% of his passes for 3,875 yards, 31 TDs and just 8 INTs for a career-high 104.7 QB rating. He became the first player in NFL history to finish a season with 30+ TD passes and fewer than 10 INTs and his 24 consecutive completions over a span of two games set an NFL record previously set by Joe Montana (22) in 1987. McNabb, Owens, Brian Westbrook and Tra Thomas earned Pro Bowl berths on the offense. The defense was led by Kearse, a trio of Pro Bowl defensive backs (Brian Dawkins, Michael Lewis, and Lito Sheppard), and Jeremiah Trotter, who earned a Pro Bowl berth despite not starting until game 9. Trotter returned in July after being released by Washington. K David Akers, who set a NFL record with 17 FGs of 40-yards-or-more, and LB Ike Reese both earned Pro Bowl berths on special teams. In all, a league-best 10 Eagles earned trips to Hawaii. The Eagles stormed out to a 7-0 record and clinched the NFC East title with 5 games remaining. They clinched home field advantage in the NFC after starting 13-1. In the playoffs, the Eagles topped Minnesota in the Divisional round and Atlanta in the Championship game.

2005 — Stymied by injuries and a plethora of off-the-field distractions, the Eagles finished with a 6-10 record and out of the playoffs for the first time since 1999. The defending NFC champions began the season with a 4-2 record, including a dramatic come-from-behind win at Kansas City in which they overcame a 27-6 first half deficit to win, 37-31, and an equally heart-stopping victory vs. San Diego in which Matt Ware returned a blocked field goal 65 yards for the game-winning touchdown late in the fourth quarter. WR Terrell Owens was suspended



Lincoln Financial Field

for four games for conduct detrimental to the team and ended up not playing in the final nine games of the season. MLB Jeremiah Trotter earned his fourth Pro Bowl berth with a team-high 169 tackles. Reggie White's #92 was officially retired in an emotional halftime ceremony of a Monday night contest vs. Seattle on December 5. The ceremony included Reggie's wife, Sara, and their two children, as well as more than 20 of his former teammates and coaches.

2006 — The Eagles claimed their fifth NFC East title in six years as they reeled off five consecutive wins at the end of the regular season to finish 10-6. The Eagles jumped out of the gate with a 4-1 record. The hot start was capped off by an emotional 38-24 victory vs. Dallas on Oct. 8, when Lito Sheppard made two crucial INTs, the second of which he returned 102 yards for a touchdown in the waning seconds. However, the team then lost five of their next six contests and Donovan McNabb for the remainder of the season with a torn ACL, which he suffered in a Nov. 19 loss to Tennessee. Jeff Garcia was handed the reins, and after a devastating 45-21 loss at Indianapolis, rallied the Eagles to five straight wins. The Eagles swept a treacherous three-game road stretch against division rivals, including a Christmas Day win at Dallas. The following week, Andy Reid was able to rest his starters in the season finale vs. Atlanta when news arrived in the 1st quarter that they had clinched the NFC East title with a Cowboys loss to Detroit. The Eagles used a 38-yd. walk-off field goal by David Akers to capture a 23-20 Wild Card victory against the Giants, but came out on the losing end of a 27-24 battle at New Orleans in the Divisional round. Brian Dawkins, Shawn Andrews and Lito Sheppard earned Pro Bowl berths. Brian Westbrook tallied his first 1,000-yard rushing season and the offensive line was one of two squads in the NFL to start the same five linemen in all 16 games.

2007 — In the team's 75th anniversary season, the Eagles could not overcome a 1-3 start as they finished 8-8 and out of the playoffs. RB Brian Westbrook set two team records for total yards from scrimmage (2,104) and receptions (90). He became the first Eagle to lead the league in total yards from scrimmage since 1996 (Ricky Watters) and the first NFL player from a non-Division I-A school to do so since 1979 (Philadelphia's Wilbert Montgomery). WR Kevin Curtis posted career highs in catches (77), yards (1,110), and total touchdowns (8) in his first season in Philadelphia after signing as a free agent. For the first time in franchise history, the Eagles featured three players (Westbrook, Curtis, Reggie Brown) with over 60 catches and 700 yards each. After that 1-3 start, the team managed to fight their way back to a 5-5 record as they headed into Gillette Stadium to face the 10-0 New England Patriots. A valiant effort by back-up QB A.J. Feeley went for naught as the Eagles fell, 31-28. Westbrook and Shawn Andrews earned Pro Bowl honors.

2008 — The Eagles were defeated in their fifth NFC Championship game appearance of the decade. In what seemed like a microcosm of their entire season, Philadelphia fell behind 24-6 in the NFC title game at Arizona, but stormed back to take a 25-24 lead, only to then have the Cardinals score the game-winning TD with under three minutes to play. The Eagles struggled to find consistency during the early portion of the season and hit rock bottom at 5-5-1 after a 36-7 blowout loss at Baltimore. But they rallied back into playoff contention entering the final week. They entered the final Sunday of the season needing a win over Dallas, a Tampa Bay loss to visiting Oakland and either a Chicago loss at Houston or a Minnesota loss vs. the Giants, to earn a playoff berth. The Raiders and Texans came up with thrilling upsets in the 1:00 pm games that day, before the Eagles pounded the division-rival Cowboys, 44-6, in a late afternoon contest. In the playoffs, the Eagles stingy defense carried them to impressive road victories at Minnesota (26-14) and in a rematch at New York (23-11) before being derailed by the Cardinals. Brian Dawkins and free agent newcomer CB Asante Samuel (4 interceptions in the regular season plus two in the playoffs) both earned Pro Bowl honors, while McNabb became the franchise's all-time leader in yards and touchdown passes. Dawkins became the franchise's all-time leader in interceptions (34), tying Eric Allen and Bill Bradley. K David Akers set team records for points (144) and field goals made (33). Head coach Andy Reid became the 37th coach in NFL history to reach the 100-win plateau and the 14th coach to reach double digit victories in playoff history. Samuel set an NFL postseason record with his 4th INT returned for a score and rookie WR DeSean Jackson led the team with 62



2000s Eagles



receptions and 912 yards, most ever by an Eagles rookie WR.

2009 — The Eagles got off to a strong start, winning five of their first seven games, despite losing QB Donovan McNabb for two games with a rib injury. They hit a midseason snag after losing back-to-back games to rival Dallas and eventual AFC West Champion San Diego to fall to 5-4. A late-season rally saw the Eagles rattle off six straight wins, their longest streak in the regular season since 2003. Entering the final week of the season, Philadelphia had hopes of securing its sixth NFC East title of the decade and a first-round bye in the playoffs. However, a second loss to the Cowboys in the season finale dropped the Eagles to the sixth seed and forced a rematch between the division rivals in the Wild Card round, where they again fell to the Cowboys, 34-14. Led by DeSean Jackson (62 receptions, 1,156 yards and 9 TDs), the Eagles saw their young skill position players flourish. The speedy WR/KR became the first player in NFL history to be named to the Pro Bowl at two positions, recording an NFL record-tying eight touchdowns of 50-plus yards and leading the league with a 15.2 yard punt return average. TE Brent Celek (76 receptions, 971 yards, 8 TDs) established himself as a reliable weapon and one of the elite tight ends in the NFL. The infusion of young players on offense continued with rookie WR Jeremy Maclin (D1-09) and rookie RB LeSean McCoy (D2-09). Maclin followed in Jackson's footsteps, finishing his first season as one of the top rookie wide outs with 56 catches for 773 yards and four touchdowns. Meanwhile, McCoy proved to be a valuable asset in the running game as he led the team and set the Eagles rookie rushing record with 637 yards. K David Akers, DE Trent Cole, T Jason Peters, CB Asante Samuel, FB Leonard Weaver, and LS Jon Dorenbos all joined Jackson in earning Pro Bowl honors. Head coach Andy Reid contract's was extended through 2013.



McNabb

2010 — The Eagles set franchise records for points (439) and total net yards (6,230) en route to an NFC East Division title, their 6th under head coach Andy Reid. Philadelphia met the eventual Super Bowl champion Packers in the Wild Card round, but lost, 21-16, at home. QB Michael Vick emerged as one of the NFL's top quarterbacks after taking over for an injured Kevin Kolb in the season opener. In his first year as a starter since 2006, he achieved career highs in passing TDs (21), yards (3,018), QB rating (100.2), comp. % (62.6) and rushing TDs (9) - earning him a trip to Hawaii as the NFC's starting quarterback in the Pro Bowl. He became only the 2nd QB in NFL history to throw for 3,000+ yards, rush for 500+ yards, and accrue a 100+ QB rating in a season. Vick had plenty of weapons surrounding him on the league's second-ranked offense. DeSean Jackson (47 receptions, 1,056 yards and 6 TDs) led the league in yards per catch (22.5) and became the first player in league history to return a punt for a game-winning touchdown as time expired on 12/19/10, capping off a historic comeback against the Giants. The Eagles trailed 31-10 with 8:17 remaining in the 4th quarter, but rallied for four touchdowns, including Jackson's miraculous return. WR Jeremy Maclin (70 receptions, 964 yards and 10 TDs) led the team in TDs and was second on the team in receptions and receiving yards. The duo combined for 2,020 yards, which was the 3rd-most output of any WR duo in the NFL. RB LeSean McCoy was fourth in the NFL in yards from scrimmage (1,672). CB Asante Samuel finished 2nd in the league in INTs (7) despite only playing in 11 games. David Akers, Jackson, T Jason Peters and Samuel all were selected to the Pro Bowl alongside Vick.



Vick

2011 — The Eagles finished the 2011 campaign 8-8, second in the NFC East. The offense was fueled by running back LeSean McCoy, who rushed his way into the Eagles record books by scoring 20 total touchdowns, including 17 on the ground, breaking the team records set by Hall of Fame back Steve Van Buren in 1945. A Pro Bowl selection for the first time, McCoy established new career-highs running the ball 273 times for 1,309 yards. His yardage total was the fifth-most in team history and ranked fourth in the NFL. The offense set

franchise records with 6,386 total yards and 356 first downs. Quarterback Michael Vick set career marks in attempts (423), completions (253) and yards (3,303) while becoming the second player in league history (former Eagle Randall Cunningham) to surpass the 3,000-yard passing mark and 500-yard rushing plateau in consecutive seasons. Along the way, he surpassed Cunningham's all-time benchmark for rushing yards by a quarterback. For the first time in franchise history, the Eagles boasted three players (wide receivers DeSean Jackson, Jeremy Maclin and tight end Brent Celek) with 800+ receiving yards in the same season. On defense, the Eagles tied for the league lead with 50 sacks, including 18 from free agent signee defensive end Jason Babin (third in the NFL) and 11 from fellow DE Trent Cole. Their 29 combined sacks were the second most in team history by a duo, bested only by Reggie White and Clyde Simmons (33 in 1992). Babin earned his second straight Pro Bowl berth for his efforts. Left tackle Jason Peters also earned Pro Bowl honors for the fifth straight year, the last three coming in Philadelphia.

2012 — After 14 years in Philadelphia, the Eagles dismissed head coach Andy Reid on December 31st after finishing the season with a disappointing 4-12 record. Following a promising 3-1 start to the season, including a win over the Super Bowl Champion Baltimore Ravens, the Eagles dropped 10 consecutive games and would win only one of their final 12 games on the schedule. Throughout the season, the Birds were plagued by injuries on the offensive line as G Evan Mathis was the only offensive lineman to start all 16 games in 2012. Offensively, the Eagles were paced by WR Jeremy Maclin who became just the eighth wide receiver in NFL history to have at least 55 catches and 750 receiving yards in each of his first four seasons after notching 69 catches for 857 yards and seven touchdowns. RB LeSean McCoy accumulated 1,213 scrimmage yards (840 rushing, 373 receiving) and five touchdowns, including a career-high three receiving scores. Newcomer LB DeMeco Ryans provided a steady force at the MLB position for the Birds, recording a team-high 148 tackles and a franchise-record 16 tackles for a loss in his first season with the team. After stepping in for an injured QB Michael Vick in Week 10, rookie QB Nick Foles started six of the final seven games of the season and established Eagles rookie records in passing yards (1,699), attempts (265) and completions (161), while fellow first-year standout DT Fletcher Cox led all rookie defensive tackles with 5.5 sacks.



Peters

2013 — Under the direction of first-year head coach Chip Kelly, the Eagles rebounded from a disappointing 4-12 season in 2012 to win 10 games and secure their first NFC East title since 2010 in record-breaking fashion. Kelly became the first rookie head coach in Eagles history to win the division in his first year on the job and just the second head coach since the merger to win a division title in his first season on an NFL staff. Philadelphia set franchise records in points (442), total net yards (6,676), touchdowns (53) and passing yards (4,406), while also turning the ball over fewer times (19) than any previous Birds squad. Offensively, LeSean McCoy finished with a franchise-best and NFL-leading 1,607 rushing yards and 2,146 yards from scrimmage, while Nick Foles recorded the third-highest quarterback rating (119.2) in NFL history after throwing for 27 touchdowns and two interceptions. The duo became the first pair in NFL history to lead the league in rushing yards and passer rating. WR DeSean Jackson set career highs in receptions (82) and receiving yards (1,332), and tied his personal best with nine receiving touchdowns. The Eagles attack was anchored by an offensive line that started all 16 games together for the first time since 2006 and featured two All-Pro selections in Evan Mathis and Jason Peters, who also garnered Pro Bowl honors along with McCoy. Under new defensive coordinator Bill Davis who implemented a 3-4 defensive scheme, Philadelphia held their opponents to 21 points or less in nine straight games during the middle of the season and finished the year ranked tied for third in games in which the defense held their foes to 21-or-fewer points with 12. DeMeco Ryans paced the defense with a career-high 177 tackles, four sacks and two interceptions while cornerback Brandon Boykin ranked tied



for second in the NFL with six interceptions despite playing in just 51 percent of the team's defensive snaps. Trent Cole excelled following a transition from defensive end to outside linebacker in the new 3-4 scheme, recording a team-high eight sacks. Linebacker Mychal Kendricks emerged as a playmaker, collaring 137 tackles, three interceptions and four fumble recoveries.

2014 — The Eagles continued to build an identity as one of the offensive leaders in the NFL, but key injuries and missed opportunities late in the season left Philadelphia outside of the playoff picture after finishing second in the NFC East. En route to their second-consecutive 10-6 record, the Eagles set franchise records in points (474), touchdowns (54), completions (390), gross passing yards (4,581) and first downs (356). Offensively, Philly was paced by Pro Bowlers RB LeSean McCoy, who rushed for 1,319 yards, and WR Jeremy Maclin, who established career highs in receptions (85) and receiving yardage (1,318). Despite battling injuries throughout the year, the Eagles offensive line saw three players receive Pro Bowl nods: T Jason Peters (also earned second-team All-Pro honors), G Evan Mathis and C Jason Kelce. At the quarterback position, QB Nick Foles led the team to a 6-2 record; however, a collarbone injury sustained in a Week 9 victory derailed Foles' season and opened the door for QB Mark Sanchez, who provided quality depth at the position, setting the team record for completion percentage (64.1 pct.). Defensively, Philadelphia was led by LB Connor Barwin, who led the NFC with 14.5 sacks en route to his first-career Pro Bowl nod and second-team All-Pro honors. DE Fletcher Cox joined Barwin on the All-Pro team after continuing to develop into one of the league's most disruptive defensive linemen. The Eagles finished the season tied for second in the NFL with 49 sacks, while also notching 11 return touchdowns (four on defense, seven on special teams) - the third-highest total in NFL history. The special teams unit made a large impact in 2014, with punt returner Darren Sproles earning second-team All-Pro and Pro Bowl honors after leading the league with a 13.0 punt return average and two PR touchdowns. Rookie K Cody Parkey broke the NFL's all-time rookie scoring record with 150 points, while RB Chris Polk and WR Josh Huff each notched kickoff return scores of 100+ yards, becoming the first team to have two such returns by different players since the 1970 Green Bay Packers.

2015 — The Eagles struggled to find consistency during the 2015 season, finishing with a 7-9 record and missing the playoffs for the second-consecutive season. After spending the majority of three seasons in Philadelphia, head coach Chip Kelly was released from his contract prior to the team's Week 17 contest against the New York Giants, and interim head coach Pat Shurmur led the team to a win in the team's season finale. Offensively in 2015, the Eagles were paced by the play of QB Sam Bradford, who was acquired by the team during the 2015 offseason as part of a trade with the St. Louis Rams. Bradford started 14 games for the Birds, setting team records in completions (346) and completion percentage (65.0%), while finishing fourth in team history in passing yards (3,725). Bradford was supported by the emergence of two young pass catchers in WR Jordan Matthews and TE Zach Ertz. Matthews led the team in receptions (85), receiving yards (997) and touchdown catches (eight), while finishing the season with the 10th-most receptions (152) in NFL history by a player in the first two seasons of his career. In his third year in Philadelphia, Ertz set career highs in both receptions (75) and receiving yards (853) and flourished at the end of season, recording 35 catches and 450 yards receiving over the final four weeks of the campaign. His 450 yards over the final four weeks of the season was the highest total in NFL history by a tight end from



McCoy



Barwin

Weeks 14-17. On the offensive line, T Jason Peters earned his third-consecutive Pro Bowl nod and his eighth-career invitation to the annual all-star game. Defensively, DE Fletcher Cox cemented his place among the league's top defensive linemen, earning his first-career Pro Bowl honors and second-team AP All-Pro accolades after posting a career high in sacks (9.5) and tackles (104). S Malcolm Jenkins continued to provide stability in the team's secondary during his second season in Philadelphia, pacing the team with 120 tackles and 15 passes defensed, while finishing behind only Cox (16.5) in tackles for loss (13). Rookie LB Jordan Hicks made an impact in his first season in the league, recording 54 tackles, three fumble recoveries, two interceptions, one forced fumble and a sack in only eight games before suffering a season-ending pectoral injury in Week 9. RB Darren Sproles earned Pro Bowl honors as a return specialist for the second-straight year after leading the league in punt return yards (446) and punt return touchdowns (two), while finishing second in punt return average (11.7).

2016 — On January 18, 2016, Doug Pederson was named the new head coach of the Philadelphia Eagles. Prior to arriving in Philadelphia, Pederson spent the previous three seasons as the offensive coordinator for the Kansas City Chiefs. A 12-year NFL veteran, Pederson played quarterback for the Eagles in 1999 and worked on the team's coaching staff from 2009-2012. Later in the offseason, Eagles executive vice president of football operations Howie Roseman initiated a pair of trades that allowed the Eagles to move up from the 13th pick in the first round to the 2nd overall pick and select North Dakota State quarterback Carson Wentz. On September 3, QB Sam Bradford was traded to the Minnesota Vikings in exchange for a 2017 1st-round draft choice and a 2018 4th-round draft choice and Pederson named Wentz the opening-day starter. Wentz went on to set a team and all-time NFL rookie record with 379 completions, while posting franchise rookie records in pass attempts (607), passing yards (3,782), passing touchdowns (16) and completion percentage (62.4%). He also produced the 4th-most passing yards (3,782) in single-season team history and NFL rookie history. With Wentz at the helm of the offense, the team got off to a fast start, as the Eagles won their first three games and headed to their Week 4 bye with a 3-0 record. Following the bye, the Eagles dropped four of the next six games, with all four losses coming on the road. The team's two wins during that stretch came at home against the previously 5-0 Minnesota Vikings and the eventual NFC Champion Atlanta Falcons. Although the team struggled in the back half of the season, they closed out the year with back-to-back home wins against division rivals New York and Dallas. On the offensive side of the ball, TE Zach Ertz led the team in receptions (78), receiving yards (816) and receiving TDs (4). Ertz's 78 catches were the 2nd-most ever by an Eagles tight end. On defense, DT Fletcher Cox was named to his second career Pro Bowl, DE Brandon Graham earned second-team AP All-Pro honors and Jordan Hicks led all NFL LBs with a career-high 5 INTs. K Caleb Sturgis connected on the most FGs in single-season team history (35).



Roseman, Wentz, Lurie, Pederson



Cox

2017 — During the 2017 offseason, the Eagles front office made a number of key acquisitions to bolster the roster. The team utilized free agency to add veterans like LeGarrette Blount, Nick Foles, Alshon Jeffery, Chris Long, Patrick Robinson and Torrey Smith, while also executing trades for veteran defenders Ronald Darby and Tim Jernigan. The team later traded for running back Jay Ajayi just before the NFL trade deadline in October. As a result of these personnel decisions, Eagles Executive Vice President of Football Operations Howie Roseman was named the 2017 Pro Football Writers of America Ex-



Executive of the Year. After splitting the first two games of the regular-season, the Eagles hosted the New York Giants at Lincoln Financial Field in Week 3. Rookie K Jake Elliott hit a franchise record 61-yard field goal as time expired to lift the Eagles to a 27-24 win over their division rivals and kick off a nine-game win streak. During that winning streak which established the Eagles as the best team in the NFC, Philadelphia won in dominating fashion at Lincoln Financial Field (five double-digit wins at home followed the victory over the Giants) and the team was bruising and physical in road victories at the Los Angeles Chargers, Carolina and Dallas. The Eagles overcame injuries along the way, losing the likes of LB Jordan Hicks, LT Jason Peters and RB Darren Sproles. A December 3rd loss to the Seattle Seahawks sent the 10-2 Eagles to Los Angeles to play the Rams. Late in the third quarter, QB Carson Wentz limped to the sideline after throwing his NFL-leading and franchise-record 33rd touchdown pass of the season to WR Alshon Jeffery. It was later determined that Wentz had torn the anterior cruciate ligament in his left knee. Despite missing the final three games of the regular season, Wentz turned in a season for the ages, as the second-year signal caller was named second-team All-Pro by the Associated Press and earned his first career Pro Bowl nod as the NFC starting QB. Wentz also finished 3rd in MVP voting, behind Tom Brady and Todd Gurley. Nick Foles helped Philadelphia close out the victory over the Rams to clinch Philadelphia's first NFC East title since 2013. One week later, Foles tossed four touchdown passes to beat the Giants on the road and secure a first-round bye in the playoffs. A 19-10 victory over the Oakland Raiders on Christmas Night provided the Eagles with homefield advantage throughout the NFC Playoffs. The Eagles finished the regular season with 13 wins, tying for the most in a single season in franchise history. On January 13th, the Eagles hosted the Atlanta Falcons in the first playoff game at Lincoln Financial Field since 2013. With the Eagles clinging to a 15-10 lead with just over 1 minute remaining in regulation, Atlanta set up for a fourth-and-goal play from the Philadelphia 2-yard line. Falcons QB Matt Ryan sprinted right and targeted WR Julio Jones in the end zone, but CB Jalen Mills leapt high in the air to defend the pass and the ball fell incomplete. Philadelphia ran out the remainder of the clock to advance to the NFC Championship Game against the Minnesota Vikings. On a picture-perfect January 21st evening at Lincoln Financial Field, the Eagles put together a masterpiece to blow away the Vikings. A defense that peaked down the stretch of the regular season gave up a first-possession touchdown to the Vikings and then scored on an INT return for a touchdown a few minutes later. It was a dominating performance by the defense that featured two takeaways and three stops in the red zone. Meanwhile, Philadelphia's offense rolled up 456 total net yards, including 352 yards and three touchdown passes from Foles. After falling behind 7-0, the Eagles scored 38 straight points to defeat the Vikings 38-7 and advance to Super Bowl LII in Minneapolis. The Eagles met a familiar Super Bowl foe in Minnesota, as Super Bowl LIII pitted Philadelphia against the New England Patriots in a rematch of the team's last Super Bowl appearance: a 21-24 loss to the Patriots in 2004. In Super Bowl LIII, offense ruled the night and records were set, including the most combined yards in any NFL game (1,151) and the most combined passing yards (874) in NFL postseason history. Philadelphia found the end zone first when Foles connected with Jeffery on a 34-yard touchdown pass to take a 9-3 lead. Former Patriots RB LeGarrette Blount rumbled for



a 21-yard touchdown in the second quarter to give Philadelphia a 15-3 advantage, but New England responded to bring the score to 15-12 with just over two minutes remaining in the first half. A 55-yard pass from Foles to rookie RB Corey Clement moved the Eagles offense inside the Patriots 10-yard line and set the stage for one of



the most memorable moments in Philadelphia sports history. Following the big play to Clement, Philadelphia reached the Patriots 1-yard line and executed the now-famous "Philly Special." On fourth-and-goal, Head Coach Doug Pederson dialed up a stunner: the direct snap went to Clement, who flipped the ball to TE Trey Burton, who rolled right and tossed a pass to a wide-open Foles, who had leaked out, uncovered, into the right flat. Foles caught the pass for a touchdown that boosted Philadelphia's lead to 22-12 at the half. The score marked the first touchdown catch by a quarterback in a Super Bowl. New England opened the second-half scoring with a touchdown pass to TE Rob Gronkowski, but Foles responded by hitting Clement in the back of the end zone for a 22-yard score. New England fought back and eventually took a 33-32 lead with less than 10 minutes remaining in the fourth quarter. However, true to its 2017 form, Philadelphia showed its resiliency, as Foles and the offense orchestrated a 14-play, 75-yard scoring drive that ended when TE Zach Ertz stretched the ball over the goal line on an 11-yard reception to help the Eagles re-take the lead at 38-33. With just over two minutes left in the game, Brady took the field in hopes of leading New England to its second-straight come-from-behind Super Bowl victory, but the Philadelphia defense had other plans. On second down, DE Brandon Graham delivered the final blow of the game when he reached Brady and punched the ball loose. Rookie DE Derek Barnett recovered the fumble and Elliott kicked a 46-yard field goal with 1:10 left on the clock to give the Eagles a 41-33 lead. The kick proved to be the game's final points, as Brady's last-ditch hail mary hit the ground in the end zone and the clock struck zero. Green, white and silver confetti fell from the rafters at U.S. Bank Stadium in Minneapolis, fans packed the streets in Philadelphia and Eagles fans around the world rejoiced. The 2017 Eagles had captured the first Super Bowl title in franchise history and their first NFL Championship since 1960. Pederson became the eighth head coach in NFL history to win the Super Bowl in his first two seasons as a head coach and the seventh to win the Super Bowl in his first playoff run. Pederson became just the fourth head coach in NFL history to lead his team to a Super Bowl title following a sub-.500 record the previous season, joining Bill Walsh (1981 49ers), Dick Vermeil (1999 Rams) and Bill Belichick (2001 Patriots).



2018 — The Philadelphia Eagles began their 2017 Super Bowl title defense with a home game against the Atlanta Falcons in the NFL's annual Thursday Night Kickoff game. The Eagles picked up where they left off in 2017 by defeating the Falcons 15-10. After missing the first two games of the season due to a knee injury sustained in 2017, starting QB Carson Wentz returned to the field in Week 3 and went on to set new single-season career highs in completion percentage (69.6) and QB rating (102.2), while throwing for 3,074 yards and 21 TDs on 401 attempts. Philadelphia struggled to find rhythm and consistency early in the year and entered its bye week at 4-4 following a win over the Jacksonville Jaguars in London in Week 8. Following the team's Week 9 bye, consecutive losses to the Cowboys and Saints dropped the Eagles to 4-6. However the team responded with back-to-back NFC East wins against the Giants and Washington to enter the last quarter of the season at 6-6. The Eagles traveled to Dallas in Week 14 with first place in the NFC East on the line, but Philadelphia was dealt two major blows as they suffered a 23-29 overtime loss to the Cowboys and later learned that Wentz would be forced out of the lineup due to a back injury. Backup quarterback Nick Foles took over the following week as the Eagles headed west to face the 11-2 Los Angeles Rams. The Rams entered the contest as the No. 3 scoring offense in the NFL, averaging 32.7 points per game, but the Eagles defense managed to hold them to

the most memorable moments in Philadelphia sports history. Following the big play to Clement, Philadelphia reached the Patriots 1-yard line and executed the now-famous "Philly Special." On fourth-and-goal, Head Coach Doug Pederson dialed up a stunner: the direct snap went to Clement, who flipped the ball to TE Trey Burton, who rolled right and tossed a pass to a wide-open Foles, who had leaked out, uncovered, into the right flat. Foles caught the pass for a touchdown that boosted Philadelphia's lead to 22-12 at the half. The score marked the first touchdown catch by a quarterback in a Super Bowl. New England opened the second-half scoring with a touchdown pass to TE Rob Gronkowski, but Foles responded by hitting Clement in the back of the end zone for a 22-yard score. New England fought back and eventually took a 33-32 lead with less than 10 minutes remaining in the fourth quarter. However, true to its 2017 form, Philadelphia showed its resiliency, as Foles and the offense orchestrated a 14-play, 75-yard scoring drive that ended when TE Zach Ertz stretched the ball over the goal line on an 11-yard reception to help the Eagles re-take the lead at 38-33. With just over two minutes left in the game, Brady took the field in hopes of leading New England to its second-straight come-from-behind Super Bowl victory, but the Philadelphia defense had other plans. On second down, DE Brandon Graham delivered the final blow of the game when he reached Brady and punched the ball loose. Rookie DE Derek Barnett recovered the fumble and Elliott kicked a 46-yard field goal with 1:10 left on the clock to give the Eagles a 41-33 lead. The kick proved to be the game's final points, as Brady's last-ditch hail mary hit the ground in the end zone and the clock struck zero. Green, white and silver confetti fell from the rafters at U.S. Bank Stadium in Minneapolis, fans packed the streets in Philadelphia and Eagles fans around the world rejoiced. The 2017 Eagles had captured the first Super Bowl title in franchise history and their first NFL Championship since 1960. Pederson became the eighth head coach in NFL history to win the Super Bowl in his first two seasons as a head coach and the seventh to win the Super Bowl in his first playoff run. Pederson became just the fourth head coach in NFL history to lead his team to a Super Bowl title following a sub-.500 record the previous season, joining Bill Walsh (1981 49ers), Dick Vermeil (1999 Rams) and Bill Belichick (2001 Patriots).



the most memorable moments in Philadelphia sports history. Following the big play to Clement, Philadelphia reached the Patriots 1-yard line and executed the now-famous "Philly Special." On fourth-and-goal, Head Coach Doug Pederson dialed up a stunner: the direct snap went to Clement, who flipped the ball to TE Trey Burton, who rolled right and tossed a pass to a wide-open Foles, who had leaked out, uncovered, into the right flat. Foles caught the pass for a touchdown that boosted Philadelphia's lead to 22-12 at the half. The score marked the first touchdown catch by a quarterback in a Super Bowl. New England opened the second-half scoring with a touchdown pass to TE Rob Gronkowski, but Foles responded by hitting Clement in the back of the end zone for a 22-yard score. New England fought back and eventually took a 33-32 lead with less than 10 minutes remaining in the fourth quarter. However, true to its 2017 form, Philadelphia showed its resiliency, as Foles and the offense orchestrated a 14-play, 75-yard scoring drive that ended when TE Zach Ertz stretched the ball over the goal line on an 11-yard reception to help the Eagles re-take the lead at 38-33. With just over two minutes left in the game, Brady took the field in hopes of leading New England to its second-straight come-from-behind Super Bowl victory, but the Philadelphia defense had other plans. On second down, DE Brandon Graham delivered the final blow of the game when he reached Brady and punched the ball loose. Rookie DE Derek Barnett recovered the fumble and Elliott kicked a 46-yard field goal with 1:10 left on the clock to give the Eagles a 41-33 lead. The kick proved to be the game's final points, as Brady's last-ditch hail mary hit the ground in the end zone and the clock struck zero. Green, white and silver confetti fell from the rafters at U.S. Bank Stadium in Minneapolis, fans packed the streets in Philadelphia and Eagles fans around the world rejoiced. The 2017 Eagles had captured the first Super Bowl title in franchise history and their first NFL Championship since 1960. Pederson became the eighth head coach in NFL history to win the Super Bowl in his first two seasons as a head coach and the seventh to win the Super Bowl in his first playoff run. Pederson became just the fourth head coach in NFL history to lead his team to a Super Bowl title following a sub-.500 record the previous season, joining Bill Walsh (1981 49ers), Dick Vermeil (1999 Rams) and Bill Belichick (2001 Patriots).

2018 — The Philadelphia Eagles began their 2017 Super Bowl title defense with a home game against the Atlanta Falcons in the NFL's annual Thursday Night Kickoff game. The Eagles picked up where they left off in 2017 by defeating the Falcons 15-10. After missing the first two games of the season due to a knee injury sustained in 2017, starting QB Carson Wentz returned to the field in Week 3 and went on to set new single-season career highs in completion percentage (69.6) and QB rating (102.2), while throwing for 3,074 yards and 21 TDs on 401 attempts. Philadelphia struggled to find rhythm and consistency early in the year and entered its bye week at 4-4 following a win over the Jacksonville Jaguars in London in Week 8. Following the team's Week 9 bye, consecutive losses to the Cowboys and Saints dropped the Eagles to 4-6. However the team responded with back-to-back NFC East wins against the Giants and Washington to enter the last quarter of the season at 6-6. The Eagles traveled to Dallas in Week 14 with first place in the NFC East on the line, but Philadelphia was dealt two major blows as they suffered a 23-29 overtime loss to the Cowboys and later learned that Wentz would be forced out of the lineup due to a back injury. Backup quarterback Nick Foles took over the following week as the Eagles headed west to face the 11-2 Los Angeles Rams. The Rams entered the contest as the No. 3 scoring offense in the NFL, averaging 32.7 points per game, but the Eagles defense managed to hold them to



just 23 points. The Eagles offense cashed in with three rushing touchdowns and three field goals to upset Los Angeles 30-23. Philadelphia returned home in Week 16 to take on the playoff-bound Houston Texans. Foles turned in a record-breaking performance in front of the home fans as he threw for four touchdowns and a franchise-record 471 passing yards, while engineering a game-winning drive that saw kicker Jake Elliott boot a 35-yard field goal as time expired to give Philadelphia a 32-30 win. The victory over the Texans kept the Eagles' playoff hopes alive heading into Week 17 and gave them an outside shot at the final Wild Card spot in the NFC. This scenario required Philadelphia to beat division-rival Washington on the road and also have the Chicago Bears defeat the Minnesota Vikings. The Eagles handled business in Washington, shutting out Washington 24-0. The team returned to the visiting locker room at FedExField to find the Bears ahead of the Vikings in the fourth quarter. Chicago went on to defeat the Vikings 24-10 and despite a roller-coaster of a regular season, Philadelphia won five of its last six regular-season games to earn a spot in the 2018 playoffs. The Eagles traveled to face the No. 3 seeded Chicago Bears in the Wild Card Round and narrowly defeated the Bears 16-15. With time running out in regulation, Foles engineered a 12-play, 60-yard game-winning touchdown drive that was capped by a 2-yard touchdown pass to WR Golden Tate with just 56 seconds remaining in the game. While the touchdown gave the Eagles the lead, the game was not in hand until Bears kicker Cody Parkey clanked what would have been the game-winning field goal off the left upright and the crossbar. The ball crashed to the ground in the end zone and the Eagles kneeled out the clock to advance to the Divisional Round and set up a rematch with the No. 1 seeded New Orleans Saints. The matchup sent Philadelphia back to New Orleans, where it had previously suffered a 48-7 loss in Week 11. The Eagles proved that they were a different team this time around and jumped out to a 14-0 lead early in the first quarter. However, Philadelphia struggled to move the ball for the remainder of the contest and ultimately fell to the Saints 14-20. The 2018 season featured a number of impressive individual performances and five Eagles earned spots in the Pro Bowl: G Brandon Brooks, DT Fletcher Cox, TE Zach Ertz, S Malcolm Jenkins and T Lane Johnson. Ertz set a single-season NFL record for receptions by a TE (116), surpassing the previous mark of 110 set by Jason Witten in 2012. Ertz's 116 receptions also set a new Eagles' single-season record and ranked 2nd in the NFL in 2018, trailing only Saints WR Michael Thomas (125). Cox led the team with a career-high 10.5 sacks, marking the most sacks by an Eagles DT since Andy Harmon in 1995 (11.0). Wentz ranked 3rd in the NFL with a team-record 69.6 (279-of-401) completion percentage, trailing only Saints QB Drew Brees (74.4%) and Vikings QB Kirk Cousins (70.1%) (min. 400 attempts). Wentz also registered a career-high 102.2 passer rating. In addition to the team's five Pro Bowlers, Cox and C Jason Kelce were named first-team All-Pro by the Associated Press.

2019 — The Philadelphia Eagles opened the 2019 season at home against Washington and found themselves down 17-0 early in the second quarter after a slow start. Behind a 313-yard and three TD performance from QB Carson Wentz, including two 50+ yard TD passes to WR DeSean Jackson, who reunited with Philadelphia in the offseason after stints in Washington and Tampa Bay, the Eagles rallied back. They would go on to score 25-unanswered points in the second half to defeat Washington 32-27. Losing their next two games against Atlanta and Detroit, the 1-2 Eagles traveled to Green Bay for a Thursday Night Football matchup against the 3-0 Packers. In Green Bay, Philadelphia gained 176 yards on the ground and sealed a 34-27 victory when LB Nigel Bradham intercepted Packers QB Aaron Rodgers in the endzone with 28 seconds remaining in regulation. The following week, in a 31-6 win over the Jets, the Eagles became the first team in NFL history to record 10+ sacks, a fumble recovery TD and an INT TD in the same game, led by a career-high 3.0 sacks from DE Brandon Graham. Philadelphia stood at 3-2 and tied for first place in the NFC East as they faced a three-game road



trip against Minnesota, Dallas and Buffalo. After dropping the first two games of the road trip, the Eagles traveled to Buffalo to face the 5-1 Bills. With a season-high 218 rushing yards and rushing TDs from Miles Sanders, Jordan Howard and Boston Scott, the Eagles defeated the Bills 31-13. After a stellar performance in Buffalo, the Eagles returned home to host the Chicago Bears. The defense showed up once again, this time allowing only nine first half yards to the Bears, marking the 9th-fewest yards allowed by an NFL team in the first half of a game since at least 2000. The Eagles defeated the Bears 22-14 and headed into their bye week at 5-4. Following the bye, three straight losses against New England, Seattle and Miami left the Eagles at 5-7. Despite their record, the Eagles still controlled their own playoff destiny with four games remaining against NFC East opponents. The route to an NFC East title and playoff berth was straightforward: win-out. The first of the four must-win games was a home contest against the Giants on Monday Night Football. Trailing 17-3 at halftime, the Eagles mounted a furious comeback. Philadelphia's defense shut the Giants out the rest of the way. Down seven points with 8:10 remaining, the Eagles marched from their own 15-yard line to the Giants 2-yard line, eating up clock along the way. Wentz capped off the game-tying drive with a 2-yard TD throw to TE Zach Ertz. In overtime, the Eagles received the ball first and never relinquished possession. Another 2-yard TD from Wentz to Ertz completed the comeback and sealed the victory. The following week, the Eagles and Washington squared off at FedExField. In a game with nine lead changes, Philadelphia found themselves down by three with under five minutes left, when for the second consecutive week, Wentz marched his team down the field late in the game. This time, Wentz completed 8-of-8 attempts for 70 yards and sealed the win with a 4-yard TD pass to WR Greg Ward with 26 seconds remaining in regulation. In the victory, Sanders had a record setting performance, scoring a rushing TD and receiving TD, achieving single-game career-highs in scrimmage yards (172) and rushing yards (122), and establishing new Eagles single-season rookie records in both categories (1,120 scrimmage yards and 687 rushing yards). In Week 16, the Eagles and Cowboys met at Lincoln Financial Field for a matchup with playoff implications. If Dallas won, they would clinch the NFC East and eliminate the Eagles from playoff contention. However, an Eagles win would keep Philadelphia's playoff hopes alive and set up a Week 17 'win-and-in' scenario. The Eagles jumped out to an early 10-point lead with a field goal by K Jake Elliott and a TD by TE Dallas Goedert. Goedert would go on to lead the Eagles passing attack with a career-high 9 catches for 91 yards. Two second-quarter field goals by the Cowboys cut into the Eagles lead. With the score at 10-6, a late third quarter TD by Sanders, who finished with 156 scrimmage yards in the game, extended Philadelphia's lead to 17-6. The Eagles would continue their stout defensive performance, surrendering just one more field goal in the game and keeping the NFL's No. 1 ranked offense out of the end zone, en route to a 17-9 victory. The victory over Dallas formed two Week 17 scenarios for Philadelphia to clinch the NFC East and earn a playoff berth: a victory at MetLife Stadium against the Giants, or a Cowboys loss to Washington. Through three quarters of the game, each time Philadelphia took the lead, the Giants answered. With the game tied 17-17 in the fourth quarter, Boston Scott ran in his second and third touchdowns of the game and Philadelphia scored 17-unanswered points to win 34-17 and wrap up the NFC East title. The victory over the Giants set up a Wild Card Weekend matchup between the Eagles and Seahawks at Lincoln Financial Field. The game would mark the first-ever playoff meeting between the two teams. Due to a first-quarter head injury to Wentz, Eagles backup QB and 17-year veteran Josh McCown took the ball under center the rest of the way. Under his direction, the Eagles marched down the field on numerous occasions, but were unable reach the end zone. Philadelphia scored 9 points off the foot of Jake Elliott, but it wasn't enough, as they ultimately fell to the Seahawks 9-17.

2020 — The Eagles relieved head coach Doug Pederson of his duties following a disappointing 4-11-1 campaign. Marred by injuries, Philadelphia used 14 different starting offensive line combinations throughout the year, with C Jason Kelce, who earned his fourth career Pro Bowl, being the one constant in the trenches. RB Miles Sanders ranked fourth among NFL running backs with a 5.3 rushing average and became the first player since 2012 to record three rushing plays of 70-plus-yards in the same season. Defensively, the

Eagles totaled the third-most sacks (49) in the NFL. DE Brandon Graham led the team with 8.0 sacks and was named to his first Pro Bowl appearance, while DT Fletcher Cox secured his sixth consecutive Pro Bowl honor. Rookie QB Jalen Hurts replaced QB Carson Wentz in the second half of a Week 13 matchup at Green Bay and remained the starting quarterback for the final four games of the regular season. In Week 14 vs. New Orleans, Hurts led the Eagles to a 24-21 victory over the 10-2 Saints in his first career start, joining Ron Jaworski as the only quarterbacks in NFL history to beat a team on a 9-plus-game winning streak in their starting debut. In Week 15 at Arizona, Hurts posted the most offensive touchdowns (4) and passing touchdowns (3, tied) in Eagles rookie history. He then threw for a career-best 342 yards at Dallas in Week 16, including an 81-yard touchdown to DeSean Jackson - the longest passing touchdown by an Eagles rookie since Davey O'Brien in 1939.



Goedert

2021 — The Eagles hired first-year head coach Nick Sirianni during the 2021 offseason and came out firing to open the season at Atlanta. Behind a 264-yard and three-TD performance by QB Jalen Hurts, Philadelphia scored 25-unanswered points to win 32-6. After dropping three in a row to San Francisco, Dallas and Kansas City, the Eagles bounced back with a 21-18 victory in Week 5 against Carolina, when Jalen Hurts engineered his first career fourth quarter comeback. After two additional losses dropped the Eagles' record to 2-5, Philadelphia got a much-needed 44-6 win at Detroit in Week 8. In a game that would turn the season around, the Eagles found their identity on the ground with RB Boston Scott and RB Jordan Howard leading the way for 236 rushing yards and four TDs. Darius Slay also got into the action, recording a 33-yard fumble recovery TD, his first of three defensive TDs on the season, which led the NFL. After a loss to the L.A. Chargers in the final seconds in Week 9, the Eagles posted back-to-back wins against Denver and New Orleans to bring their record to 5-6. With another 216 yards on the ground, the Eagles got by the Broncos in a 30-13 win. Philadelphia then posted a season-high 241 rushing yards, including three TDs from Hurts and 94 yards from RB Miles Sanders, to cruise by New Orleans 40-29. After a Week 12 loss to the Giants, Philadelphia righted the ship the next week with a 33-18 win against the Jets. With Jalen Hurts injured, QB Gardner Minshew stepped up and posted 242 yards and two TDs on 20-of-25 passing. He was helped by a career highs in receiving yards by TE Dallas Goedert (105) and rushing yards by Miles Sanders (120). Even with the bye week coming up, the win in New York proved to be jumping board for a four-game winning streak by the Eagles. The Eagles would get back to a 7-7 record after posting their seventh-consecutive game with 175-plus yards rushing in Week 15 against Washington, becoming the first NFL team to accomplish that feat since the 1985 Chicago Bears.



Hurts

After beating the Giants 34-10 in Week 16, Philadelphia had the chance to clinch a playoff spot with a win in Week 17 against Washington, a San Francisco win and a loss from the Minnesota. In a game that was not decided until the end, the Eagles made big plays when they needed them most. Boston Scott had his second multi-TD game of the year, breaking through from two yards and one yard, and Jake Elliott came up clutch with two late field goals to give the Eagles the lead. The game still was not decided until a late interception by S Rodney McLeod off of Washington QB Taylor Heinicke with 30 seconds remaining. With San Francisco winning their game and Minnesota losing to Green Bay, the win clinched a playoff berth for Philadelphia. Nick Sirianni became just the third Eagles rookie head coach to clinch a playoff spot in his first season and the second NFL rookie head coach to lead his

team to a winning record and a playoff spot after a 2-5 start, joining Frank Reich with the Colts in 2018. A Week 18 loss to Dallas followed their trip to Washington, where DeVonta Smith broke the franchise rookie record for receiving yards in a season (916), previously held by DeSean Jackson (912 in 2008). The Eagles then lost their NFC Wild Card Playoff matchup against the defending Super Bowl Champions Tampa Bay, 31-15. The 2021 season offered many impressive feats by both the team and individuals. The Eagles second-half turnaround that was fueled by a powerful running game helped set team records in rushing yards (2,715), rushing TDs (25) and third-down conversion rate (45.7 pct.). Jalen Hurts also set the franchise record for rushing TDs by a QB in a season (10) and led all NFL QBs in rushing yards (784). Philadelphia sent C Jason Kelce, DT Javon Hargrave, DE Josh Sweat, CB Darius Slay and K Jake Elliott to the Pro Bowl, with Elliott, Hargrave and Sweat earning those honors for the first time. Both Hargrave and Sweat led the team in sacks (7.5) for the season, which were career highs for both. Elliott also had a career-year, hitting on a franchise-record 90.9 percent (30-of-33) of his FGs and all 44 of his PATs for a career-high 136 total points. The Eagles also had two players name to the All-Pro team by the Associated Press in Jason Kelce and Lane Johnson.

2022 — The 2022 NFC Champion Philadelphia Eagles turned in the winningest season in franchise history, producing a league-high-tying 14-3 record (also Kansas City) en route to a playoff run that culminated in an appearance in Super Bowl LVII against the Chiefs (L, 35-38). Jeffrey Lurie became just the fourth individual owner to have three head coaches reach the Super Bowl (Andy Reid, Doug Pederson, Nick Sirianni), joining Pat Bowlen (Broncos), Al Davis (Raiders) and Georgia Frontiere (Rams). Excluding owners who acted as their team's general managers, Howie Roseman, who was voted the 2022 NFL Executive of the Year by the Pro Football Writers of America, became the second general manager to reach two Super Bowls with a different head coach and QB in each season (only to do so in a six-year span), joining Ozzie Newsome with Baltimore (2000, '12). At 41 years old, Nick Sirianni became the youngest head coach in Eagles history to appear in a Super Bowl. Sirianni also became the second head coach in NFL history to add five-or-more wins to their team's record in consecutive seasons, joining Bill Walsh (1983-84, 49ers), while his 14 wins tied for the most by anyone in their first two careers as an NFL head coach (also Jim Caldwell, Mike Martz and Georgia Seifert). Six players received *Associated Press* All-Pro honors for their efforts during the 2022 season. C Jason Kelce and T Lane Johnson were named to the first team, while CB James Bradberry, WR A.J. Brown, QB Jalen Hurts and LB Haason Reddick earned second-team accolades. Hurts was selected an *AP* NFL MVP finalist and finished 2nd in MVP voting, behind Patrick Mahomes. He became the fourth NFL QB since 2000 to lead his team to 14+ wins while posting 35+ total TDs (tied with Randall Cunningham in 1990 for the franchise record) and 8-or-fewer giveaways, joining Mahomes (2020), Aaron Rodgers (2011) and Tom Brady (2010). Overall, eight players earned Pro Bowl recognition, including Kelce, CB Darius Slay, Johnson, Brown, G Landon Dickerson, Hurts, Reddick and RB Miles Sanders. Philadelphia scored a franchise-record 477 points in 2022, including team records in total TDs (59), scrimmage TDs (57) and rushing TDs (32). The Eagles' 32 rushing TDs tied for the 3rd-most in league history, trailing the 1962 Packers (36) as well as the 1976 Steelers (33). The Eagles also finished the regular season with franchise records in third-down conversion rate (45.9%) and red zone TD efficiency (67.8%). Defensively, Philadelphia set a franchise record with an NFL-leading 70 sacks. Since 1982, when sacks became an official statistic, only the 1984 Bears (72) and 1989 Vikings (71) have totaled more. The Eagles became the first NFL team since 1982 to have four different players record 10.0+ sacks in the same year - Reddick (16.0), DE Brandon Graham (11.0), DT Javon Hargrave (11.0) and DE Josh Sweat (11.0). Brown and WR DeVonta Smith became the first 1,000+ yard receiving duo in franchise history. In his first season with the Eagles, Brown set a team record with 1,496 receiving yards, surpassing the previous mark owned by Mike Quick in 1983 (1,409). Smith finished his second NFL campaign with 95 receptions, which are the most by a WR in Eagles history, eclipsing the previous record established by Irving Fryary in 1996 (88).



2023 — The Philadelphia Eagles reached the playoffs for the third consecutive season after finishing 11-6 in 2023. Head coach Nick Sirianni became the first coach in franchise history to earn trips to the postseason in each of their first three years. Sirianni also became just the third Eagles head coach to win 11+ contests in consecutive seasons, joining Andy Reid (2000-04) and Dick Vermeil (1979-80). Four players received *Associated Press* All-Pro honors in 2023. C Jason Kelce earned first-team honors while WR A.J. Brown, K Jake Elliott and T Lane Johnson earned second-team selections. Philadelphia also sent Brown, G Landon Dickerson, QB Jalen Hurts, Johnson, Kelce, LB Haason Reddick, CB Darius Slay, and RB D'Andre Swift to the Pro Bowl. WR A.J. Brown set a new NFL record during Weeks 3-8 with 125+ receiving yards in six consecutive games, passing a record previously held by Calvin Johnson (2012, 5) and Pat Studstill (1966, 5). Brown finished the year with the most receptions (106) by a WR in franchise history. K Jake Elliott set a single-season team record with a 93.8% FG percentage, surpassing his previous record of 90.9% set in 2021. Philadelphia set



Smith and Brown

a new team single-season record in third-down conversion rate (48.0%) for the second consecutive year (45.9% in 2022). Hurts set new team records in total yards (4,463) and total TDs (38, T-2nd in NFL) while also tying QB Josh Allen for the most rushing TDs (15) by an NFL QB in a single season. Hurts broke his previous record of 4,461 total yards in a single-season that he set during the 2022 campaign. P Braden Mann set new single-season franchise records in gross punting average (49.8) and net punting average (43.9), passing previous marks held by Cameron Johnston in 2018 (48.2 gross, 42.7 net). WR A.J. Brown (1,456) and WR DeVonta Smith (1,066) eclipsed the 1,000+ yard receiving mark for the second consecutive season after becoming the first 1,000+ yard receiving duo in Eagles history in 2022. DT Jalen Carter was selected to the PFWA All-Rookie Team after recording 6.0 sacks, which are tied for second-most by an Eagles rookie since 1982, behind Corey Simon (9.5 in 2000).



YEAR-BY-YEAR STATISTICS



[FRONT OFFICE & COACHING STAFF](#)

[PLAYER BIOS](#)

[2023 EAGLES STATISTICS](#)

[RECORD BOOK](#)

[ALL-TIME RESULTS](#)

[ALL-TIME ROSTERS](#)

[HONORS & HISTORY](#)

[YEAR-BY-YEAR STATISTICS](#)

[OFF THE FIELD](#)



SCHEDULE & RESULTS (11-6)					
S-10	W	25-20	at New England	64,628	
S-14	W	34-28	Minnesota	69,879	
S-25	W	25-11	at Tampa Bay	65,426	
O-01	W	34-31	Washington (OT)	69,879	
O-08	W	23-14	at LA Rams	74,935	
O-15	L	14-20	at NY Jets	83,068	
O-22	W	31-17	Miami	69,879	
O-29	W	38-31	at Washington	64,653	
N-05	W	28-23	Dallas	69,879	
N-20	W	21-17	at Kansas City	73,754	
N-26	W	37-34	Buffalo (OT)	69,879	
D-03	L	19-42	San Francisco	69,879	
D-10	L	13-33	at Dallas	93,752	
D-18	L	17-20	at Seattle	68,758	
D-25	W	33-25	NY Giants	69,879	
D-31	L	31-35	Arizona	69,879	
J-07	L	10-27	at N.Y. Giants	75,740	
NFC WILD CARD					
J-15	L	9-32	at Tampa Bay	63,397	

TEAM STATS	EAGLES	OPP				
Total First Downs	377	364				
Rushing	149	111				
Passing	197	222				
Penalty	31	31				
3rd Down: Made/Att	108/225	108/233				
3rd Down Pct.	48.0%	46.4%				
4th Down: Made/Att	19/26	19/34				
4th Down Pct.	73.1%	55.9%				
Possession Avg.	30:44	29:16				
Total Net Yards	6024	6054				
Avg. Per Game	354.4	356.1				
Total Plays	1112	1105				
Avg. Per Play	5.4	5.5				
Net Yards Rushing	2190	1758				
Avg. Per Game	128.8	103.4				
Total Rushes	510	410				
Net Yards Passing	3834	4296				
Avg. Per Game	225.5	252.7				
Sacked/Yards Lost	39/233	43/255				
Gross Yards	4067	4551				
Attempts/Completions	563/369	652/425				
Completion Pct.	65.5%	65.2%				
Had Intercepted	16	9				
Punts/Average	52/48.8	59/47.2				
Net Punting Avg.	43.1	39.1				
Penalties/Yards	95/785	107/810				
Fumbles/Ball Lost	22/12	22/9				
Touchdowns	49	51				
Rushing	22	13				
Passing	24	35				
Returns	3	33				
Score By Periods						
Eagles	Q1	Q2	Q3	Q4	OT	Pts
	97	104	103	120	9	433
Opponents	57	159	78	131	3	428

Passing	Att	Cmp	Yds	Cmp%	Y/A	TD	TD%	Int	Int%	Lg	Sk/Lost	Rat
J.Hurts	538	352	3858	65.4%	7.2	23	4.3%	15	2.8%	63t	36/222	89.1
M.Mariota	23	15	164	65.2%	7.1	1	4.3%	1	4.3%	22	3/11	82.5
B.Mann	1	1	28	100.0%	28.0	0	0.0%	0	0.0%	28	0/0	118.8
K.Gainwell	1	1	17	100.0%	17.0	0	0.0%	0	0.0%	17	0/0	118.8
Eagles	563	369	4067	65.5%	7.2	24	4.3%	16	2.8%	63t	39/233	89.2
Opponents	652	425	4551	65.2%	7.0	35	5.4%	9	1.4%	69t	43/255	97.6

Scoring	TD	Ru	Pa	Rt	PAT	FG	2Pt	Pts
J.Elliott	0	0	0	0	45/46	30/32	0	135
J.Hurts	15	15	0	0	0/0	0/0	0	90
A.Brown	7	0	7	0	0/0	0/0	0	42
D.Smith	7	0	7	0	0/0	0/0	0	42
D.Swift	6	5	1	0	0/0	0/0	0	36
D.Goedert	3	0	3	0	0/0	0/0	0	18
J.Jones	3	0	3	0	0/0	0/0	0	18
K.Gainwell	2	2	0	0	0/0	0/0	1	14
O.Zaccheaus	2	0	2	0	0/0	0/0	0	12
S.Brown	1	0	0	1	0/0	0/0	0	6
J.Carter	1	0	0	1	0/0	0/0	0	6
D.Slay	1	0	0	1	0/0	0/0	0	6
Q.Watkins	1	0	1	0	0/0	0/0	0	6
N.Morrow	0	0	0	0	0/0	0/0	0	2
Eagles	49	22	24	3	45/46	30/32	1	433
Opponents	51	13	35	3	45/45	23/26	4	428

2-Pt. Conversions: Eagles: 1/2, Opponents: 4/6

Rushing	No.	Yds	Avg	Lg	TD
D.Swift	229	1049	4.6	43	5
J.Hurts	157	605	3.9	24	15
K.Gainwell	84	364	4.3	32	2
B.Scott	20	86	4.3	18	0
M.Mariota	8	52	6.5	17	0
R.Penny	11	33	3.0	7	0
D.Goedert	1	1	1.0	1	0
Team	510	2190	4.3	43	22
Opponents	410	1758	4.3	29	13

Receiving	No.	Yds	Avg	Lg	TD
A.Brown	106	1456	13.7	59t	7
D.Smith	81	1066	13.2	63t	7
D.Goedert	59	592	10.0	49	3
D.Swift	39	214	5.5	20	1
K.Gainwell	30	183	6.1	19	0
Q.Watkins	15	142	9.5	19	1
J.Jones	11	74	6.7	22t	3
O.Zaccheaus	10	164	16.4	34t	2
J.Stoll	5	38	7.6	14	0
B.Scott	4	52	13.0	27	0
B.Covey	4	42	10.5	22	0
G.Calcaterra	4	39	9.8	12	0
R.Penny	1	5	5.0	5	0
A.Okwuegbunam	0	0	0.0	0	0
Team	369	4067	11.0	63t	24
Opponents	425	4551	10.7	69t	35

INTs	No.	Yds	Avg	Lg	TD
R.Blankenship	3	17	5.7	17	0
D.Slay	2	86	43.0	70t	1
S.Brown	1	99	99.0	99t	1
J.Bradberry	1	5	5.0	5	0
K.Byard	1	0	0.0	0	0
K.Ringo	1	0	0.0	0	0
Team	9	207	23.0	99t	2
Opponents	16	187	11.7	76t	2

Sacks: H.Reddick 11.0, J.Sweat 6.5, J.Carter 6.0, F.Cox 5.0, N.Morrow 3.0, B.Graham 3.0, J.Davis 2.5, M.Tuipulotu 2.0, S.Leonard 1.0, N.Smith 1.0, K.Ringo 1.0, N.Dean 0.5, M.Williams 0.5

Eagles: 43.0, Opponents: 39.0

Fumbles Lost: J.Hurts 5, A.Brown 2, D.Swift 1, M.Mariota 1, B.Scott 1, D.Smith 1, K.Gainwell 1 **Total: 12**

Opponent Fumble Recoveries: N.Morrow 2, Z.Cunningham 1, J.Evans 1, R.Blankenship 1, J.Carter 1, F.Cox 1, J.Bradberry 1 **Total: 9**

Punting	No	Yds	Avg	Net	TB	In	Lg	B
B.Mann	44	2190	49.8	43.9	1	15	63	0
A.Siposs	8	347	43.4	38.4	0	2	54	0
Team	52	2537	48.8	43.1	1	17	63	0
Opponents	59	2784	47.2	39.1	3	24	74	0

Punt Returns	Ret	FC	Yds	Avg	Lg	TD
B.Covey	29	18	417	14.4	54	0
Team	29	18	417	14.4	54	0
Opponents	32	7	277	8.7	21	0

Kickoff Returns	No.	Yds	Avg	Lg	TD
B.Scott	8	170	21.3	38	0
B.Covey	1	30	30.0	30	0
K.Gainwell	1	19	19.0	19	0
D.Allen	1	17	17.0	17	0
Q.Watkins	1	11	11.0	11	0
O.Zaccheaus	1	7	7.0	7	0
Team	13	254	19.5	38	0
Opponents	17	491	28.9	48	0

Field Goals	1-19	20-29	30-39	40-49	50+
J.Elliott	0/0	9/9	7/8	7/7	7/8
Team	0/0	9/9	7/8	7/7	7/8
Opponents	0/0	5/5	4/5	8/10	6/6



SCHEDULE & RESULTS (14-3)					
S-11	W	38-35	at Detroit	64,537	
S-19	W	24-7	Minnesota	69,879	
S-25	W	24-8	at Washington	64,426	
O-02	W	29-21	Jacksonville	69,879	
O-09	W	20-17	at Arizona	63,919	
O-16	W	26-17	Dallas	69,879	
O-30	W	35-13	Pittsburgh	69,879	
N-03	W	29-17	at Houston	68,831	
N-14	L	21-32	Washington	69,879	
N-20	W	17-16	at Indianapolis	66,241	
N-27	W	40-33	Green Bay	69,879	
D-04	W	35-10	Tennessee	69,879	
D-11	W	48-22	at N.Y. Giants	81,506	
D-18	W	25-20	at Chicago	48,423	
D-24	L	34-40	at Dallas	93,754	
J-01	L	10-20	New Orleans	69,879	
J-08	W	22-16	N.Y. Giants	69,879	
NFC DIVISIONAL PLAYOFF					
J-21	W	38-7	N.Y. Giants	69,879	
NFC CHAMPIONSHIP					
J-29	W	31-7	San Francisco	69,879	
SUPER BOWL LVIII (at Arizona)					
F-12	L	35-38	Kansas City	67,827	

TEAM STATS	EAGLES	OPP
Total First Downs	385	325
Rushing	161	115
Passing	195	186
Penalty	29	24
3rd Down: Made/Att	102/222	86/223
3rd Down Pct.	45.9%	38.6%
4th Down: Made/Att	22/32	15/25
4th Down Pct.	68.8%	60.0%
Possession Avg.	30:33	29:27
Total Net Yards	6614	5125
Avg. Per Game	389.1	301.5
Total Plays	1124	1072
Avg. Per Play	5.9	4.8
Net Yards Rushing	2509	2068
Avg. Per Game	147.6	121.6
Total Rushes	544	446
Net Yards Passing	4105	3057
Avg. Per Game	241.5	179.8
Sacked/Yards Lost	44/259	70/491
Gross Yards	4364	3548
Attempts/Completions	536/350	556/350
Completion Pct.	65.3%	62.9%
Had Intercepted	9	17
Punts/Average	56/43.7	73/48.9
Net Punting Avg.	39	43.4
Penalties/Yards	90/682	95/798
Fumbles/Ball Lost	23/10	22/10
Touchdowns	59	40
Rushing	32	15
Passing	25	22
Returns	2	3

Score By Periods	Q1	Q2	Q3	Q4	OT	Pts
Eagles	89	207	82	99	0	477
Opponents	84	91	56	113	0	344

Passing	Att	Cmp	Yds	Cmp%	Y/A	TD	TD%	Int	Int%	Lg	Sk/Lost	Rat
J. Hurts	460	306	3701	66.5%	8.0	22	4.8%	6	1.3%	68	38/231	101.6
G. Minshew	76	44	663	57.9%	8.7	3	3.9%	3	3.9%	78t	6/28	83.4
Eagles	536	350	4364	65.3%	8.1	25	4.7%	9	1.7%	78t	44/259	99.0
Opponents	556	350	3548	62.9%	6.4	22	4.0%	17	3.1%	63t	70/491	81.6

Scoring	TD	Ru	Pa	Rt	PAT	FG	2Pt	Pts
J. Elliott	0	0	0	0	51/53	20/23	0	111
J. Hurts	13	13	0	0			2	82
A. Brown	11	0	11	0			0	66
M. Sanders	11	11	0	0			0	66
D. Smith	7	0	7	0			0	42
K. Gainwell	4	4	0	0			0	24
D. Goedert	3	0	3	0			0	18
Q. Watkins	3	0	3	0			0	18
B. Scott	3	3	0	0			0	18
C. Dicker	0	0	0	0	2/2	2/2	0	8
G. Minshew	1	1	0	0			0	6
J. Sweat	1	0	0	1			0	6
J. Bradberry	1	0	0	1			0	6
Z. Pascal	1	0	1	0			0	6
Eagles	59	32	25	2	53/55	22/25	2	477
Opponents	40	15	22	3	34/36	22/25	1	344

2-Pt. Conversions: Eagles: 2/4, Opponents: 1/3

Rushing	No.	Yds	Avg	Lg	TD
M. Sanders	259	1269	4.9	40t	11
J. Hurts	165	760	4.6	42	13
K. Gainwell	53	240	4.5	13	4
B. Scott	54	217	4.0	21	3
T. Sermon	2	19	9.5	14	0
G. Minshew	7	3	0.4	3	1
Q. Watkins	3	1	0.3	4	0
Z. Pascal	1	0	0.0	0	0
Eagles	544	2509	4.6	42	32
Opponents	446	2068	4.6	50	15

Receiving	No.	Yds	Avg	Lg	TD
D. Smith	95	1196	12.6	45	7
A. Brown	88	1496	17.0	78t	11
D. Goedert	55	702	12.8	31	3
Q. Watkins	33	354	10.7	53t	3
K. Gainwell	23	169	7.3	20	0
M. Sanders	20	78	3.9	16	0
Z. Pascal	15	150	10.0	34t	1
J. Stoll	11	123	11.2	26	0
G. Calcaterra	5	81	16.2	40	0
B. Scott	5	15	3.0	5	0
N. Toggiai	0	0	0.0	0	0
Eagles	350	4364	12.5	78t	25
Opponents	350	3548	10.1	63t	22

INTs	No.	Yds	Avg	Lg	TD
C. Gardner-Johnson	6	54	9.0	25	0
J. Bradberry	3	54	18.0	27t	1
D. Slay	3	17	5.7	19	0
J. Scott	2	13	6.5	13	0
J. Sweat	1	42	42.0	42t	1
R. Blankenship	1	4	4.0	4	0
A. Maddox	1	2	2.0	2	0
Eagles	17	186	10.9	42t	2
Opponents	9	110	12.2	59t	2

Sacks: H. Reddick 16.0, J. Sweat 11.0, J. Hargrave 11.0, B. Graham 11.0, F. Cox 7.0, M. Williams 4.0, T. Edwards 2.0, K. White 1.5, C. Gardner-Johnson 1.0, Z. McPhearson 1.0, A. Maddox 1.0, M. Tuipulotu 1.0, N. Suh 1.0, L. Joseph 0.5

Eagles: 69.0, Opponents: 44.0

Fumbles Lost: M. Sanders 2, A. Brown 2, J. Hurts 2, D. Smith 1, D. Goedert 1, Q. Watkins 1,

G. Minshew 1 Total: 10
Opponent Fumble Recoveries: H. Reddick 3, J. Hargrave 2, F. Cox 1, A. Maddox 1, T. Edwards 1, M. Tuipulotu 1, P. Johnson 1 Total: 10

Punting	No	Yds	Avg	Net	TB	In	Lg	B
A. Siposs	44	2005	45.6	39.6	3	16	59	1
B. Kern	10	408	40.8	36.6	0	1	53	0
J. Elliott	1	35	35.0	35.0	0	0	35	0
Eagles	56	2448	43.7	39.0	3	17	59	1
Opponents	73	3569	48.9	43.4	4	27	67	0

Punt Returns	Ret	FC	Yds	Avg	Lg	TD
B. Covey	33	18	308	9.3	27	0
D. Smith	2	0	15	7.5	12	0
Eagles	35	18	323	9.2	27	0
Opponents	25	14	203	8.1	20	0

Kickoff Returns	No.	Yds	Avg	Lg	TD
B. Scott	15	406	27.1	66	0
B. Covey	10	206	20.6	26	0
Q. Watkins	5	51	10.2	17	0
Eagles	30	663	22.1	66	0
Opponents	30	784	26.1	63	0

Field Goals	1-19	20-29	30-39	40-49	50+
J. Elliott	0/0	6/6	8/9	1/2	5/6
C. Dicker	0/0	1/1	0/0	1/1	0/0
Eagles	0/0	7/7	8/9	2/3	5/6
Opponents	0/0	7/7	8/8	3/4	4/6



SCHEDULE & RESULTS (9-8)					
S-12	W	32-6	at Atlanta	68,633	
S-19	L	11-17	San Francisco	69,796	
S-27	L	21-41	at Dallas	93,267	
O-03	L	30-42	Kansas City	69,796	
O-10	W	21-18	at Carolina	72,545	
O-14	L	22-28	Tampa Bay	69,796	
O-24	L	22-33	at Las Vegas	62,000	
O-31	W	44-6	at Detroit	47,192	
N-07	L	24-27	LA Chargers	69,796	
N-14	W	30-13	at Denver	76,766	
N-21	W	40-29	New Orleans	69,796	
N-28	L	7-13	at NY Giants	73,969	
D-05	W	33-18	at NY Jets	73,311	
D-21	W	27-17	Washington	69,796	
D-26	W	34-10	NY Giants	69,796	
J-02	W	20-16	at Washington	51,563	
J-08	L	26-51	Dallas	69,796	
NFC WILD CARD PLAYOFF					
J-16	L	15-31	at Tampa Bay	65,077	

TEAM STATS	EAGLES	OPP				
Total First Downs	352	358				
Rushing	163	115				
Passing	167	208				
Penalty	22	35				
3rd Down: Made/Att	101/221	93/217				
3rd Down Pct.	45.7%	42.9%				
4th Down: Made/Att	11/24	14/29				
4th Down Pct.	45.8%	48.3%				
Possession Avg.	29:55	30:05				
Total Net Yards	6119	5590				
Avg. Per Game	359.9	328.8				
Total Plays	1075	1076				
Avg. Per Play	5.7	5.2				
Net Yards Rushing	2715	1834				
Avg. Per Game	159.7	107.9				
Total Rushes	550	458				
Net Yards Passing	3404	3756				
Avg. Per Game	200.2	220.9				
Sacked/Yards Lost	31/181	29/220				
Gross Yards	3585	3976				
Attempts/Completions	494/307	589/409				
Completion Pct.	62.1%	69.4%				
Had Intercepted	10	12				
Punts/Average	55/43.9	63/43.6				
Net Punting Avg.	38.7	39.1				
Penalties/Yards	107/842	92/824				
Fumbles/Ball Lost	22/6	17/4				
Touchdowns	50	47				
Rushing	25	18				
Passing	20	28				
Returns	5	1				
Score By Periods						
	Q1	Q2	Q3	Q4	OT	Pts
Eagles	89	104	112	139	0	444
Opponents	100	111	53	121	0	385

Passing	Att	Cmp	Yds	Cmp%	Y/A	TD	TD%	Int	Int%	Lg	Sk/Lost	Rat
J. Hurts	432	265	3144	61.3%	7.3	16	3.7%	9	2.1%	91	26/150	87.2
G. Minshew	60	41	439	68.3%	7.3	4	6.7%	1	1.7%	36t	5/31	104.8
G. Ward	2	1	2	50.0%	1.0	0	0.0%	0	0.0%	2	0/0	56.3
Eagles	494	307	3585	62.1%	7.3	20	4.0%	10	2.0%	91	31/ 181	89.2
Opponents	589	409	3976	69.4%	6.8	28	4.8%	12	2.0%	64	29/ 220	95.4

Scoring	TD	Ru	Pa	Rt	PAT	FG	2Pt	Pts
J. Elliott	0	0	0	0	44/44	30/33	0	134
J. Hurts	10	10	0	0			0	60
B. Scott	7	7	0	0			0	42
K. Gainwell	6	5	1	0		1	38	
D. Smith	5	0	5	0		1	32	
D. Goedert	4	0	4	0		1	26	
J. Howard	3	3	0	0		0	18	
D. Slay	3	0	0	3		0	18	
G. Ward	3	0	3	0		0	18	
Z. Ertz	2	0	2	0		0	12	
J. Reagor	2	0	2	0		0	12	
Q. Watkins	1	0	1	0		1	8	
F. Cox	1	0	0	1		0	6	
Ty. Jackson	1	0	1	0		0	6	
L. Johnson	1	0	1	0		0	6	
A. Singleton	1	0	0	1		0	6	
M. Sanders	0	0	0	0		1	2	
Eagles	50	25	20	5	44/44	30/33	5	444
Opponents	47	18	28	1	36/43	21/24	2	385

2-Pt. Conversions: Eagles: 5/6, Opponents: 1/4

Rushing	No.	Yds	Avg	Lg	TD
J. Hurts	139	784	5.6	31	10
M. Sanders	137	754	5.5	38	0
J. Howard	86	406	4.7	25	3
B. Scott	87	373	4.3	23	7
K. Gainwell	68	291	4.3	18t	5
J. Huntley	13	51	3.9	18	0
J. Reagor	10	32	3.2	12	0
G. Minshew	9	21	2.3	9	0
Q. Watkins	1	3	3.0	3	0
Eagles	550	2715	4.9	38	25
Opponents	458	1834	4.0	38	18

Receiving	No.	Yds	Avg	Lg	TD
D. Smith	64	916	14.3	46	5
D. Goedert	56	830	14.8	45	4
Q. Watkins	43	647	15.0	91	1
J. Reagor	33	299	9.1	34	2
K. Gainwell	33	253	7.7	19	1
M. Sanders	26	158	6.1	25	0
Z. Ertz	18	189	10.5	28	2
B. Scott	13	83	6.4	19	0
G. Ward	7	95	13.6	27	3
J. Stoll	4	22	5.5	9	0
Ty. Jackson	3	22	7.3	13	1
J. Arcega-Whiteside	2	36	18.0	23	0
J. Howard	2	19	9.5	10	0
R. Rodgers	2	11	5.5	9	0
L. Johnson	1	5	5.0	5t	1
Eagles	307	3585	11.7	91	20
Opponents	409	3976	9.7	64	28

INTs	No.	Yds	Avg	Lg	TD
D. Slay	3	76	25.3	51t	1
R. McLeod	2	24	12.0	24	0
A. Singleton	1	29	29.0	29t	1
E. Wilson	1	7	7.0	7	0
S. Nelson	1	4	4.0	4	0
A. Harris	1	2	2.0	2	0
T. Edwards	1	1	1.0	1	0
M. Epps	1	0	0.0	0	0
J. Scott	1	-1	-1.0	-1	0
Eagles	12	142	11.8	51t	2
Opponents	10	107	10.7	59t	1

Sacks: J. Hargrave 7.5, J. Sweat 7.5, F. Cox 3.5, D. Barnett 2.0, H. Ridgeway 2.0, M. Williams 2.0, G. Avery 1.0, T. Edwards 1.0, Ta. Jackson 1.0, J. Scott 1.0, A. Maddox 0.5
Eagles: 29.0, Opponents: 31.0

Fumbles Lost: J. Hurts 2, K. Gainwell 1, M. Sanders 1, B. Scott 1, D. Smith 1 **Total: 6**
Opponent Fumble Recoveries: D. Slay 2, T. Edwards 1, F. Cox 1 **Total: 4**

Punting	No	Yds	Avg	Net TB	In	Lg	B	
A. Siposs	55	2416	43.9	38.7	3	17	68	0
Eagles	55	2416	43.9	38.7	3	17	68	0
Opponents	63	2744	43.6	39.1	2	23	62	1

Punt Returns	Ret	FC	Yds	Avg	Lg	TD
J. Reagor	31	15	227	7.3	39	0
G. Ward	2	1	12	6.0	12	0
Eagles	33	16	239	7.2	39	0
Opponents	24	12	225	9.4	22	0

Kickoff Returns	No.	Yds	Avg	Lg	TD
J. Reagor	12	255	21.3	44	0
K. Gainwell	8	137	17.1	31	0
Q. Watkins	8	138	17.3	24	0
J. Huntley	3	84	28.0	35	0
J. Hightower	1	0	0.0	17	0
B. Scott	1	13	13.0	13	0
G. Ward	1	3	3.0	3	0
Eagles	34	630	18.5	44	0
Opponents	34	888	26.1	79	0

Field Goals	1-19	20-29	30-39	40-49	50+
J. Elliott	0/0	7/7	10/10	10/13	3/3
Eagles	0/0	7/7	10/10	10/13	3/3
Opponents	0/0	8/9	6/6	4/5	3/4

Elliott: (43G) (45G, 47B) () (29G, 25G, 31G) (30G, 58G) (46N) () (43G, 26G, 41G) (24G) (30G, 52G, 23G) (50G, 37G, 33G, 47G) () (31G, 32G, 43G, 46G) (20G, 37G) (41N, 22G, 37G) (42G, 41G) (38G, 40G)
Opponents: (21G, 27G) (46G) () () (48G, 43G, 50G) () (28G, 39G) (47N) (30G, 29G) (21G, 22B, 28G) (28G) (35G, 51N, 39G) () (22G) (54G) (31G, 39G, 55G) (48G)



SCHEDULE & RESULTS (4-11-1)					
S-13	L	17-27	at Washington	---	
S-20	L	19-37	L.A. Rams	---	
S-27	T	23-23	Cincinnati	---	
O-04	W	25-20	at San Francisco	---	
O-11	L	29-38	at Pittsburgh	4,708	
O-18	L	28-30	Baltimore	---	
O-22	W	22-21	New York Giants	---	
N-01	W	23-9	Dallas	---	
N-15	L	17-27	at New York Giants	---	
N-22	L	17-22	at Cleveland	11,133	
N-30	L	17-23	Seattle	---	
D-06	L	16-30	at Green Bay	---	
D-13	W	24-21	New Orleans	---	
D-20	L	26-33	at Arizona	---	
D-27	L	17-37	at Dallas	30,131	
J-03	L	14-20	Washington	---	

TEAM STATS	EAGLES	OPP
Total First Downs	336	340
Rushing	114	98
Passing	177	209
Penalty	45	33
3rd Down: Made/Att	82/220	80/211
3rd Down Pct.	37.3%	37.9%
4th Down: Made/Att	15/35	7/18
4th Down Pct.	42.9%	38.9%
Possession Avg.	28:58	31:02
Total Net Yards	5354	5810
Avg. Per Game	334.6	363.1
Total Plays	1066	1060
Avg. Per Play	5.0	5.5
Net Yards Rushing	2027	2012
Avg. Per Game	126.7	125.8
Total Rushes	403	481
Net Yards Passing	3327	3798
Avg. Per Game	207.9	237.4
Sacked/Yards Lost	65/401	49/324
Gross Yards	3728	4122
Attempts/Completions	598/334	530/364
Completion Pct.	55.9%	68.7%
Had Intercepted	20	8
Punts/Average	74/45.9	71/46.1
Net Punting Avg.	40.6	42
Penalties/Yards	107/853	112/1036
Fumbles/Ball Lost	31/9	21/11
Touchdowns	42	48
Rushing	16	20
Passing	22	27
Returns	4	1

Score By Periods	Q1	Q2	Q3	Q4	OT	Pts
Eagles	62	103	58	111	0	334
Opponents	88	119	97	114	0	418

Passing	Att	Cmp	Yds	Cmp%	Y/A	TD	TD%	Int	Int%	Lg	Sk/Lost	Rat
C.Wentz	437	251	2620	57.4%	6.0	16	3.7%	15	3.4%	59	50/326	72.8
J.Hurts	148	77	1061	52.0%	7.2	6	4.1%	4	2.7%	81t	13/59	77.5
N.Sudfeld	12	5	32	41.7%	2.7	0	0.0%	1	8.3%	10	2/16	14.6
G.Ward	1	1	15	100.0%	15.0	0	0.0%	0	0.0%	15	0/0	118.8
Eagles	598	334	3728	55.9%	6.2	22	3.7%	20	3.3%	81t	65/401	72.9
Opponents	530	364	4122	68.7%	7.8	27	5.1%	8	1.5%	69	49/324	102.4

Scoring	TD	Ru	Pa	Rt	PAT	FG	2Pt	Pts
J.Elliott	0	0	0	0	24/26	14/19	0	66
M.Sanders	6	6	0	0			2	40
G.Ward	6	0	6	0			1	38
C.Wentz	5	5	0	0			0	30
T.Fulgham	4	0	4	0			0	24
J.Hurts	3	3	0	0			0	18
D.Goedert	3	0	3	0			0	18
J.Reagor	2	0	1	1			1	14
B.Scott	2	1	1	0			0	12
R.Rodgers	2	0	2	0			0	12
Z.Ertz	1	0	1	0			1	8
Arcega-Whiteside	1	0	0	1			1	8
Q.Watkins	1	0	1	0			0	6
J.Croom	1	0	1	0			0	6
C.Clement	1	1	0	0			0	6
A.Singleton	1	0	0	1			0	6
D.Jackson	1	0	1	0			0	6
R.McLeod	1	0	0	1			0	6
A.Jeffery	1	0	1	0			0	6
J.Hightower	0	0	0	0			1	2
Eagles	42	16	22	4	24/26	14/19	7	334
Opponents	48	20	27	1	45/47	27/32	0	418

2-Pt. Conversions: Eagles: 7/16, Opponents: 0/1

Rushing	No.	Yds	Avg	Lg	TD
M.Sanders	164	867	5.3	82t	6
B.Scott	80	374	4.7	56t	1
J.Hurts	63	354	5.6	24	3
C.Wentz	52	276	5.3	40	5
C.Clement	21	75	3.6	7	1
J.Howard	7	27	3.9	11	0
J.Reagor	4	26	6.5	19	0
J.Huntley	5	19	3.8	10	0
N.Sudfeld	2	12	6.0	12	0
D.Jackson	1	12	12.0	12	0
J.Hightower	1	1	1.0	1	0
Z.Ertz	0	0	0.0	0	0
G.Ward	2	-4	-2.0	2	0
A.Killins	1	-12	-12.0	-12	0
Eagles	403	2027	5.0	82t	16
Opponents	481	2012	4.2	80	20

Receiving	No.	Yds	Avg	Lg	TD
G.Ward	53	419	7.9	32t	6
D.Goedert	46	524	11.4	41	3
T.Fulgham	38	539	14.2	42t	4
Z.Ertz	36	335	9.3	42	1
J.Reagor	31	396	12.8	55	1
M.Sanders	28	197	7.0	28	0
B.Scott	25	212	8.5	18t	1
R.Rodgers	24	345	14.4	33t	2
D.Jackson	14	236	16.9	81t	1
J.Hightower	10	167	16.7	59	0
Q.Watkins	7	106	15.1	43	1
A.Jeffery	6	115	19.2	39	1
C.Clement	5	25	5.0	12	0
J.Arcega-Whiteside	4	85	21.3	37	0
D.Burnett	3	19	6.3	10	0
J.Croom	1	3	3.0	3t	1
J.Hurts	1	3	3.0	3	0
A.Killins	1	2	2.0	2	0
J.Huntley	1	0	0.0	0	0
H.Butler	0	0	0.0	0	0
Eagles	334	3728	11.2	81t	22
Opponents	364	4122	11.3	69	27

INTs	No.	Yds	Avg	Lg	TD
M.Epps	2	0	0.0	0	0
A.Singleton	1	30	30.0	30t	1
D.Slay	1	25	25.0	25	0
R.McLeod	1	21	21.0	21	0
T.Edwards	1	13	13.0	13	0
D.Riley	1	7	7.0	7	0
J.Mills	1	5	5.0	5	0
Eagles	8	101	12.6	30t	1
Opponents	20	132	6.6	50t	1

Sacks: B.Graham 8.0, F.Cox 6.5, J.Sweat 6.0, D.Barnett 5.5, J.Hargrave 4.5, V.Curry 3.0, M.Jackson 2.5, T.Edwards 2.0, A.Singleton 2.0, J.Mills 1.5, G.Avery 1.5, M.Jacquet 1.0, H.Ridgeway 1.0, N.Gerry 1.0, R.Williams 1.0, C.LeBlanc 1.0, T.McGill 0.5, D.Riley 0.5, **Eagles: 49.0, Opponents: 65.0**

Fumbles Lost: C.Wentz 4, M.Sanders 2, J.Hurts 2, N.Sudfeld 1 **Total: 9**

Opponent Fumble Recoveries: R.McLeod 2, A.Singleton 2, C.LeBlanc 1, J.Hargrave 1, K.Wallace 1, V.Curry 1, M.Jackson 1, N.Robey 1, B.Graham 1 **Total: 11**

Punting	No	Yds	Avg	Net	TB	In	Lg	B
C.Johnston	71	3318	46.7	40.6	6	26	66	1
J.Elliott	2	77	38.5	38.5	0	1	42	0
Eagles	74	3395	45.9	40.6	6	27	66	1
Opponents	71	3271	46.1	42.0	3	28	71	0

Punt Returns	Ret	FC	Yds	Avg	Lg	TD
G.Ward	21	22	134	6.4	22	0
J.Reagor	4	4	94	23.5	73t	1
D.Jackson	1	1	2	2.0	2	0
Eagles	26	27	230	8.8	73t	1
Opponents	43	13	274	6.4	20	0

Kickoff Returns	No.	Yds	Avg	Lg	TD
B.Scott	28	590	21.1	46	0
J.Huntley	2	36	18.0	20	0
C.Clement	1	22	22.0	22	0
Eagles	31	648	20.9	46	0
Opponents	26	581	22.3	37	0

Field Goals	1-19	20-29	30-39	40-49	50+
J.Elliott	0/0	1/3	6/6	5/5	2/5
Eagles	0/0	1/3	6/6	5/5	2/5
Opponents	0/0	4/4	7/7	14/17	2/4

Elliott: (38G, 53SH) (38G, 33G) (27G, 42G, 54G) (35G) (57WR) (52WR) (31G, 29WL) () (40G) (43G) (42G) (52G) (44G, 22LU) () (38G) ()



SCHEDULE & RESULTS (9-7)					
S-08	W	32-27	Washington	69,796	
S-15	L	20-24	at Atlanta	72,443	
S-22	L	24-27	Detroit	69,796	
S-26	W	34-27	at Green Bay	77,509	
O-06	W	31-6	New York Jets	69,796	
O-13	L	20-38	at Minnesota	66,837	
O-20	L	10-37	at Dallas	91,213	
O-27	W	31-13	at Buffalo	69,435	
N-03	W	22-14	Chicago	69,796	
N-17	L	10-17	New England	69,796	
N-24	L	9-17	Seattle	69,796	
D-01	L	31-37	at Miami	65,545	
D-09	W	23-17	New York Giants (OT)	69,796	
D-15	W	37-27	at Washington	63,246	
D-22	W	17-9	Dallas	69,796	
D-29	W	34-17	at New York Giants	75,029	
NFC WILD CARD PLAYOFF					
J-05	L	9-17	Seattle	69,796	

TEAM STATS	EAGLES	OPP
Total First Downs	354	289
Rushing	104	76
Passing	215	185
Penalty	35	28
3rd Down: Made/Att	104/229	70/205
3rd Down Pct.	45.4%	34.1%
4th Down: Made/Att	8/24	11/18
4th Down Pct.	33.3%	61.1%
Possession Avg.	32:56	27:04
Total Net Yards	5772	5307
Avg. Per Game	360.8	331.7
Total Plays	1104	967
Avg. Per Play	5.2	5.5
Net Yards Rushing	1939	1442
Avg. Per Game	121.2	90.1
Total Rushes	454	353
Net Yards Passing	3833	3865
Avg. Per Game	239.6	241.6
Sacked/Yards Lost	37/230	43/271
Gross Yards	4063	4136
Attempts/Completions	613/391	571/348
Completion Pct.	63.8%	60.9%
Had Intercepted	8	11
Punts/Average	71/46.4	86/44.7
Net Punting Avg.	42.3	41.2
Penalties/Yards	100/836	115/959
Fumbles/Ball Lost	31/15	19/9
Touchdowns	46	41
Rushing	16	13
Passing	27	27
Returns	3	1

Score By Periods	Q1	Q2	Q3	Q4	OT	Pts
Eagles	69	103	104	103	6	385
Opponents	72	129	68	85	0	354

Passing	Att	Cmp	Yds	Cmp%	Y/A	TD	TD%	Int	Int%	Lg	Sk/Lost	Rat
C.Wentz	607	388	4039	63.9%	6.6	27	4.4%	7	1.2%	53t	37/230	93.1
J.McCown	5	3	24	60.0%	4.8	0	0.0%	0	0.0%	13	0/0	72.1
J.Elliott	1	0	0	0.0%	0.0	0	0.0%	1	100.0%	0	0/0	0.0
Eagles	613	391	4063	63.8%	6.6	27	4.4%	8	1.3%	53t	37/230	92.1
Opponents	571	348	4136	60.9%	7.2	27	4.7%	11	1.9%	75t	43/271	90.8

Scoring	TD	Ru	Pa	Rt	PAT	FG	2Pt	Pts
J.Elliott	0	0	0	0	35/37	22/26	0	101
J.Howard	7	6	1	0			0	42
Z.Ertz	6	0	6	0			1	38
M.Sanders	6	3	3	0			1	38
D.Goedert	5	0	5	0			0	30
B.Scott	5	5	0	0			0	30
A.Jeffery	5	1	4	0			0	30
N.Agholor	3	0	3	0			1	20
D.Jackson	2	0	2	0			0	12
O.Scandrick	1	0	0	1			0	6
N.Bradham	1	0	0	1			0	6
C.Wentz	1	1	0	0			0	6
N.Gerry	1	0	0	1			0	6
G.Ward	1	0	1	0			0	6
J.Perkins	1	0	1	0			0	6
Arcega-Whiteside	1	0	1	0			0	6
D.Sproles	0	0	0	0			1	2
Eagles	46	16	27	3	35/37	22/26	4	385
Opponents	41	13	27	1	35/37	23/27	2	354

2-Pt. Conversions: Eagles: 4/7, Opponents: 2/4

Rushing	No.	Yds	Avg	Lg	TD
M.Sanders	179	818	4.6	65t	3
J.Howard	119	525	4.4	20	6
B.Scott	61	245	4.0	25	5
C.Wentz	62	243	3.9	19	1
D.Sproles	17	66	3.9	17	0
J.Ajayi	10	30	3.0	11	0
N.Agholor	2	7	3.5	16	0
G.Ward	1	5	5.0	5	0
A.Jeffery	1	2	2.0	2t	1
J.McCown	2	-2	-1.0	-1	0
Eagles	454	1939	4.3	65t	16
Opponents	353	1442	4.1	68t	13

Receiving	No.	Yds	Avg	Lg	TD
Z.Ertz	88	916	10.4	30	6
D.Goedert	58	607	10.5	28t	5
M.Sanders	50	509	10.2	45	3
A.Jeffery	43	490	11.4	38	4
N.Agholor	39	363	9.3	43	3
G.Ward	28	254	9.1	38	1
B.Scott	24	204	8.5	39	0
J.Arcega-Whiteside	10	169	16.9	30	1
M.Hollins	10	125	12.5	20	0
J.Howard	10	69	6.9	20t	1
D.Jackson	9	159	17.7	53t	2
J.Perkins	9	87	9.7	24t	1
D.Sproles	6	24	4.0	7	0
J.Matthews	4	33	8.3	10	0
D.Burnett	2	48	24.0	41	0
R.Davis	1	6	6.0	6	0
J.Ajayi	0	0	0.0	0	0
Eagles	391	4063	10.4	53t	27
Opponents	348	4136	11.9	75t	27

INTs	No.	Yds	Avg	Lg	TD
N.Gerry	2	51	25.5	51t	1
R.McLeod	2	30	15.0	23	0
R.Darby	2	29	14.5	16	0
S.Jones	2	4	2.0	3	0
N.Bradham	1	22	22.0	22	0
A.Sendejo	1	15	15.0	15	0
J.Mills	1	0	0.0	0	0
A.Maddox	0	8	0.0	8	0
Eagles	11	159	14.5	51t	1
Opponents	8	36	4.5	17	0

Sacks: B.Graham 8.5, D.Barnett 6.5, V.Curry 5.0, J.Sweat 4.0, F.Cox 3.5, N.Gerry 2.5, M.Jenkins 2.5, T.Jernigan 2.0, H.Ridgeway 2.0, O.Scandrick 2.0, D.Hall 1.0, A.Maddox 1.0, A. Sendejo 1.0, R. McLeod 1.0, G.Avery 0.5, **Eagles: 43.0, Opponents: 37.0**

Fumbles Lost: C.Wentz 7, C.Clement 2, D.Goedert 2, B.Scott 1, M.Sanders 1, Z.Ertz 1, N.Agholor 1 **Total: 15**

Opponent Fumble Recoveries: B.Graham 2, N.Bradham 1, F.Cox 1, K.Grugier-Hill 1, D.Riley 1, N.Gerry 1, O.Scandrick 1, M.Jenkins 1 **Total: 9**

Punting	No	Yds	Avg	Net	TB	In	Lg	B
C.Johnston	71	3292	46.4	42.3	4	28	61	0
Eagles	71	3292	46.4	42.3	4	28	61	0
Opponents	86	3840	44.7	41.2	7	34	72	0

Punt Returns	Ret	FC	Yds	Avg	Lg	TD
D.Sproles	11	7	86	7.8	17	0
G.Ward	7	12	24	3.4	16	0
B.Scott	6	4	43	7.2	13	0
N.Agholor	2	0	7	3.5	4	0
C.Clement	1	0	0	0.0	0	0
Eagles	27	23	160	5.9	17	0
Opponents	32	19	207	6.5	24	0

Kickoff Returns	No.	Yds	Avg	Lg	TD
M.Sanders	14	314	22.4	67	0
B.Scott	10	229	22.9	33	0
C.Clement	3	73	24.3	26	0
N.Gerry	1	21	21.0	21	0
D.Goedert	1	16	16.0	16	0
Eagles	29	653	22.5	67	0
Opponents	27	643	23.8	100t	1

Field Goals	1-19	20-29	30-39	40-49	50+
J.Elliott	0/0	7/7	8/8	5/7	2/4
Eagles	0/0	7/7	8/8	5/7	2/4
Opponents	0/0	5/5	9/9	5/6	4/7

Elliott: (22G) (34G, 41G) (25G) (1) (28G) (53G, 40G) (38G) (37G) (28G, 28G, 38G) (42G) (28G) (48G, 43G, 49WL, 37G) (34G, 47WL) (25G) (36G, 53WR, 55WL) (31G, 50G)
Opponents: (41G, 48G) (50G, 50WL) (25G, 33G, 46B) (30G, 31G) (55WR) (39G) (26G, 63G, 29G) (53WR) (1) (35G, 22G, 39G) (24G) (51G) (34G) (53G, 43G) (49G, 32G, 49G) (37G)



SCHEDULE & RESULTS (9-7)					
S-06	W	18-12	Atlanta	69,696	
S-16	L	21-27	at Tampa Bay	56,552	
S-23	W	20-16	Indianapolis	69,696	
S-30	L	23-26	at Tennessee (OT)	69,013	
O-07	L	21-23	Minnesota	69,696	
O-11	W	34-13	at New York Giants	77,167	
O-21	L	17-21	Carolina	69,696	
O-28	W	24-18	at Jacksonville (Lon.)	85,870	
N-11	L	20-27	Dallas	69,696	
N-18	L	7-48	at New Orleans	73,042	
N-25	W	25-22	New York Giants	69,696	
D-03	W	28-13	Washington	69,696	
D-09	L	23-29	at Dallas (OT)	93,127	
D-16	W	30-23	at L.A. Rams	74,210	
D-23	W	32-30	Houston	69,696	
D-30	W	24-0	at Washington	63,188	
NFC WILD CARD PLAYOFF					
J-06	W	16-15	at Chicago	62,462	
NFC DIVISIONAL PLAYOFF					
J-13	L	14-20	at New Orleans	73,027	

TEAM STATS	EAGLES	OPP
Total First Downs	346	308
Rushing	94	71
Passing	221	215
Penalty	31	22
3rd Down: Made/Att	84/205	71/201
3rd Down Pct.	41.0%	35.3%
4th Down: Made/Att	14/23	11/19
4th Down Pct.	60.9%	57.9%
Possession Avg.	32:03	27:57
Total Net Yards	5845	5859
Avg. Per Game	365.3	366.2
Total Plays	1037	1002
Avg. Per Play	5.6	5.8
Net Yards Rushing	1570	1551
Avg. Per Game	98.1	96.9
Total Rushes	398	332
Net Yards Passing	4275	4308
Avg. Per Game	267.2	269.3
Sacked/Yards Lost	40/249	44/311
Gross Yards	4524	4619
Attempts/Completions	599/422	626/417
Completion Pct.	70.5%	66.6%
Had Intercepted	11	10
Punts/Average	61/48.1	65/46.1
Net Punting Avg.	42.7	42.2
Penalties/Yards	100/852	115/995
Fumbles/Ball Lost	29/12	22/7
Touchdowns	41	37
Rushing	12	14
Passing	29	22
Returns	0	1

Score By Periods	Q1	Q2	Q3	Q4	OT	Pts
Eagles	41	107	101	115	3	367
Opponents	61	108	53	114	12	348

Passing	Att	Cmp	Yds	Cmp%	Y/A
C.Wentz	401	279	3074	69.6%	7.7
N.Foles	195	141	1413	72.3%	7.2
N.Sudfeld	2	1	22	50.0%	11.0
N.Agholor	1	1	15	100.0%	15.0
Eagles	599	422	4524	70.5%	7.6
Opponents	626	417	4619	66.6%	7.4

Scoring	TD	Ru	Pa	Rt	PAT	FG	2Pt	Pts
J.Elliott	0	0	0	0	33/35	26/31	0	111
Z.Ertz	8	0	8	0			0	48
A.Jeffery	6	0	6	0			0	36
W.Smallwood	5	3	2	0			1	32
N.Agholor	4	0	4	0			0	24
D.Goedert	4	0	4	0			0	24
J.Adams	3	3	0	0			1	20
J.Ajayi	3	3	0	0			1	20
D.Sproles	3	1	2	0			0	18
C.Clement	2	2	0	0			1	14
J.Matthews	2	0	2	0			0	12
G.Tate	1	0	1	0			1	8
Eagles	41	12	29	0	33/35	26/31	5	367
Opponents	37	14	22	1	28/32	32/37	1	348

2-Pt. Conversions: Eagles 5/6, Opponents: 1/3

Rushing	No.	Yds	Avg	Lg	TD
J.Adams	120	511	4.3	29	3
W.Smallwood	87	364	4.2	15	3
C.Clement	68	259	3.8	32	2
J.Ajayi	45	184	4.1	20	3
D.Sproles	29	120	4.1	17	1
C.Wentz	34	93	2.7	13	0
N.Agholor	3	32	10.7	16	0
N.Foles	9	17	1.9	4	0
N.Sudfeld	2	-2	-1.0	-1	0
G.Tate	1	-8	-8.0	-8	0
Eagles	398	1570	3.9	32	12
Opponents	332	1551	4.7	90t	14

Receiving	No.	Yds	Avg	Lg	TD
Z.Ertz	116	1163	10.0	34	8
A.Jeffery	65	843	13.0	52	6
N.Agholor	64	736	11.5	83t	4
D.Goedert	33	334	10.1	32t	4
G.Tate	30	278	9.3	32	1
W.Smallwood	28	230	8.2	36t	2
C.Clement	22	192	8.7	23	0
J.Matthews	20	300	15.0	56t	2
D.Sproles	15	160	10.7	37t	2
J.Adams	7	58	8.3	13	0
K.Aiken	6	53	8.8	18	0
J.Perkins	5	67	13.4	30	0
J.Ajayi	5	20	4.0	12	0
D.Carter	2	21	10.5	11	0
S.Gibson	1	48	48.0	48	0
N.Foles	1	10	10.0	15	0
R.Rodgers	1	7	7.0	7	0
C.Wentz	1	4	4.0	4	0
M.Wallace	0	0	0.0	0	0
Eagles	422	4524	10.7	83t	29
Opponents	417	4619	11.1	75t	22

TD	TD%	Int	Int%	Lg	Sk/Lost	Rat
21	5.2%	7	1.7%	58	31/202	102.2
7	3.6%	4	2.1%	83t	9/47	96.0
1	50.0%	0	0.0%	22t	0/0	129.2
0	0.0%	0	0.0%	15	0/0	118.8
29	4.8%	11	1.8%	83t	40/249	100.8
22	3.5%	10	1.6%	75t	44/311	93.4

INTs	No.	Yds	Avg	Lg	TD
R.Douglas	3	14	4.7	17	0
A.Maddox	2	23	11.5	23	0
C.Graham	1	29	29.0	29	0
M.Jenkins	1	25	25.0	25	0
K.Grugier-Hill	1	24	24.0	24	0
R.Darby	1	16	16.0	16	0
N.Gerry	1	8	8.0	8	0
Eagles	10	139	13.9	29	0
Opponents	11	153	13.9	40	0

Sacks: F.Cox 10.5, M.Bennett 9.0, C.Long 6.5, B.Graham 4.0, J.Hicks 3.0, D.Barnett 2.5, N.Bradham 2.0, K.Grugier-Hill 1.0, T.Hester 1.0, M.Jenkins 1.0, H.Ngata 1.0, D.Vaeao 1.0, Da.Hall 0.5, B.Hector 0.5, A.Maddox 0.5, **Eagles: 44.0, Opponents: 40.0**

Fumbles Lost: C.Wentz 6, N.Foles 2, J.Ajayi 1, W.Smallwood 1, T.Sullivan 1, J.Adams 1 **Total: 12**
Opponent Fumble Recoveries: C.Graham 1, M.Jenkins 1, B.Graham 1, N.Bradham 1, F.Cox 1, D.Alexander 1, J.Hicks 1 **Total: 7**

Punting	No	Yds	Avg	Net	TB	In	Lg	B
C.Johnston	61	2937	48.1	42.7	7	24	68	0
Eagles	61	2937	48.1	42.7	7	24	68	0
Opponents	65	2999	46.1	42.2	2	20	65	0

Punt Returns	Ret	FC	Yds	Avg	Lg	TD
D.Carter	10	0	103	10.3	42	0
D.Sproles	10	9	83	8.3	14	0
C.Clement	6	2	17	2.8	10	0
G.Tate	5	0	13	2.6	12	0
N.Agholor	1	0	0	0.0	0	0
T.Sullivan	1	0	0	0.0	0	0
Eagles	33	11	216	6.5	42	0
Opponents	31	16	194	6.3	23	0

Kickoff Returns	No.	Yds	Avg	Lg	TD
C.Clement	13	333	25.6	48	0
D.Carter	10	204	20.4	30	0
B.Scott	4	96	24.0	35	0
S.Gibson	3	57	19.0	30	0
W.Smallwood	2	33	16.5	17	0
D.Sproles	1	2	2.0	2	0
Eagles	33	725	22.0	48	0
Opponents	24	540	22.5	46	0

Field Goals	1-19	20-29	30-39	40-49	50+
J.Elliott	0/0	7/7	10/11	7/8	2/5
Eagles	0/0	7/7	10/11	7/8	2/5
Opponents	1/1	10/11	11/11	4/7	6/7

Elliott: (26G) (42RU) (55WL, 33G, 24G) (27G, 30G, 37G) (30G, 28G) (33G, 54WR, 30G) (36WR, 46G) (31G) (56G, 26G) () (42G, 28G, 43G) (46G, 44G) (26G) (51G, 34G, 40G, 53WR) (47G, 35G) (33G)
Opponents: (21G, 52G) () (35G, 31G, 28G) (42G, 33G) (28LU, 37G, 45WR, 22G, 52G) () (50G, 57G, 33G, 24G) (25G, 31G, 42WR) (38G, 19G) (25G, 51G, 29G) (44G, 47G) (28G, 45WR, 62G, 21G) (41G, 36G, 37G) (30G) ()



SCHEDULE & RESULTS (7-9)					
S-11	W	29-10	Cleveland	69,596	
S-19	W	29-14	at Chicago	62,268	
S-25	W	34-3	Pittsburgh	69,596	
O-09	L	23-24	at Detroit	58,047	
O-16	L	20-27	at Washington	78,934	
O-23	W	21-10	Minnesota	69,596	
O-30	L	23-29	at Dallas (OT)	93,103	
N-06	L	23-28	at New York Giants	80,309	
N-13	W	24-15	Atlanta	69,596	
N-20	L	15-26	at Seattle	69,190	
N-28	L	13-27	Green Bay	69,596	
D-04	L	14-32	at Cincinnati	55,456	
D-11	L	22-27	Washington	69,596	
D-18	L	26-27	at Baltimore	71,223	
D-22	W	24-19	New York Giants	69,596	
J-01	W	27-13	Dallas	69,596	

TEAM STATS	EAGLES	OPP
Total First Downs	333	300
Rushing	114	89
Passing	192	177
Penalty	27	34
3rd Down: Made/Att	85/224	82/205
3rd Down Pct.	37.9%	40.0%
4th Down: Made/Att	13/27	8/18
4th Down Pct.	48.1%	44.4%
Possession Avg.	32:16	27:44
Total Net Yards	5398	5484
Avg. Per Game	337.4	342.8
Total Plays	1080	978
Avg. Per Play	5.0	5.6
Net Yards Rushing	1813	1652
Avg. Per Game	113.3	103.3
Total Rushes	438	391
Net Yards Passing	3585	3832
Avg. Per Game	224.1	239.5
Sacked/Yards Lost	33/213	34/207
Gross Yards	3798	4039
Attempts/Completions	609/380	553/333
Completion Pct.	62.4%	60.2%
Had Intercepted	14	16
Punts/Average	63/45.8	62/46.3
Net Punting Avg.	40.7	41.1
Penalties/Yards	113/945	99/837
Fumbles/Ball Lost	24/6	24/10
Touchdowns	37	36
Rushing	16	10
Passing	16	25
Returns	5	1

Score By Periods	Q1	Q2	Q3	Q4	OT	Pts
Eagles	56	119	94	98	0	367
Opponents	78	120	59	68	6	331

Passing	Att	Cmp	Yds	Cmp%	Y/A
C.Wentz	607	379	3782	62.4%	6.2
C.Daniel	1	1	16	100.0%	16.0
J.Huff	1	0	0	0.0%	0.0
Eagles	609	380	3798	62.4%	6.2
Opponents	553	333	4039	60.2%	7.3

Scoring	TD	Ru	Pa	Rt	PAT	FG	2Pt	Pts
C.Sturgis	0	0	0	0	30/31	35/41	0	135
R.Mathews	9	8	1	0			2	58
Z.Ertz	4	0	4	0			0	24
D.Sproles	4	2	2	0			0	24
J.Mathews	3	0	3	0			0	18
N.Agholor	2	0	2	0			1	14
C.Wentz	2	2	0	0			1	14
Green-Beckham	2	0	2	0			0	12
W.Smallwood	2	1	0	1			0	12
K.Barner	2	2	0	0			0	12
M.Jenkins	2	0	0	2			0	12
J.Huff	2	0	1	1			0	12
T.Burton	1	0	1	0			0	6
L.McKelvin	1	0	0	1			0	6
T.Watson	1	1	0	0			0	6
Eagles	37	16	16	5	30/31	35/41	4	367
Opponents	36	10	25	1	31/34	28/33	0	331

2-Pt. Conversions: Eagles 4/6, Opponents: 0/1

Rushing	No.	Yds	Avg	Lg	TD
R.Mathews	155	661	4.3	30	8
D.Sproles	94	438	4.7	25t	2
W.Smallwood	77	312	4.1	19	1
C.Wentz	46	150	3.3	17	2
K.Barner	27	129	4.8	19	2
B.Marshall	19	64	3.4	12	0
T.Watson	9	28	3.1	8	1
N.Agholor	5	14	2.8	5	0
J.Huff	3	10	3.3	10	0
B.Treggs	2	7	3.5	4	0
D.Jones	1	0	0.0	0	0
Eagles	438	1813	4.1	30	16
Opponents	391	1652	4.2	72t	10

Receiving	No.	Yds	Avg	Lg	TD
Z.Ertz	78	816	10.5	30	4
J.Mathews	73	804	11.0	54	3
D.Sproles	52	427	8.2	73t	2
T.Burton	37	327	8.8	32	1
D.Green-Beckham	36	392	10.9	26	2
N.Agholor	36	365	10.1	40t	2
B.Celek	14	155	11.1	24	0
R.Mathews	13	115	8.8	27	1
J.Huff	13	72	5.5	14	1
P.Turner	9	126	14.0	41	0
W.Smallwood	6	55	9.2	18	0
K.Barner	5	42	8.4	15	0
B.Treggs	3	80	26.7	58	0
B.Marshall	3	10	3.3	7	0
C.Wentz	1	7	7.0	7	0
T.Watson	1	5	5.0	5	0
Eagles	380	3798	10.0	73t	16
Opponents	333	4039	12.1	80t	25

TD	TD%	Int	Int%	Lg	Sk/Lost	Rat
16	2.6%	14	2.3%	73t	33/213	79.3
0	0.0%	0	0.0%	16	0/0	118.8
0	0.0%	0	0.0%	0	0/0	39.6
16	2.6%	14	2.3%	73t	33/213	79.2
25	4.5%	16	2.9%	80t	34/207	85.7

INTs	No.	Yds	Avg	Lg	TD
J.Hicks	5	41	8.2	34	0
M.Jenkins	3	98	32.7	64t	2
R.McLeod	3	5	1.7	5	0
L.McKelvin	2	29	14.5	29t	1
N.Bradham	1	28	28.0	28	0
T.Brooks	1	6	6.0	6	0
N.Carroll	1	0	0.0	0	0
Eagles	16	207	12.9	64t	3
Opponents	14	126	9.0	47	0

Sacks: F. Cox 6.5, B. Graham 5.5, C. Barwin 5.0, V. Curry 2.5, B. Logan 2.5, M. Smith 2.5, N. Bradham 2.0, D. Vaeao 2.0, J.Hicks 1.0, M. Jenkins 1.0, R. McLeod 1.0, S. Means 1.0, Team Sacks 1.0, B. Allen 0.5, Eagles: 34.0, Opponents: 33.0

Fumbles Lost: C.Wentz 3, R.Mathews 2, W.Smallwood 1 Total: 6

Opponent Fumble Recoveries: M.Jenkins 1, B.Graham 1, N.Bradham 1, R.Brooks 1, M.Kendricks 1, F.Cox 1, B.Logan 1, T.Burton 1, B.Allen 1, J.Hicks 1 Total: 10

Punting	No	Yds	Avg	Net	TB	In	Lg	B
D.Jones	63	2888	45.8	40.7	6	21	72	0
Eagles	63	2888	45.8	40.7	6	21	72	0
Opponents	62	2873	46.3	41.1	4	18	66	1

Punt Returns	Ret	FC	Yds	Avg	Lg	TD
D.Sproles	17	13	224	13.2	66	0
K.Barner	2	0	22	11.0	22	0
Eagles	19	13	246	12.9	66	0
Opponents	25	15	202	8.1	65t	1

Kickoff Returns	No.	Yds	Avg	Lg	TD
K.Barner	9	277	30.8	61	0
W.Smallwood	9	261	29.0	86	1
J.Huff	7	252	36.0	98	1
N.Agholor	5	92	18.4	27	0
B.Marshall	2	36	18.0	23	0
D.Sproles	1	19	19.0	19	0
P.Turner	1	11	11.0	11	0
Z.Ertz	1	8	8.0	8	0
Eagles	35	956	27.3	98t	2
Opponents	38	712	18.7	34	0

Field Goals	1-19	20-29	30-39	40-49	50+
C.Sturgis	0/0	12/12	12/12	7/11	4/6
Eagles	0/0	12/12	12/12	7/11	4/6
Opponents	0/0	6/6	12/15	8/9	2/3

Sturgis: (46WR, 22G, 38G) (25G, 29G, 53G) (29G, 38G) (50G, 33G, 49G) (38G, 28G) (35G, 21G) (30G, 55G, 34G) (34G, 40B, 26G, 38G) (44WR, 29G, 55SH, 25G, 48G) () (48G, 50G) (51RU) (45G, 36G, 41G) (45G, 34G, 27G, 29G) (41G) (22G, 49WL, 33G) Opponents: (35G) (31LU) (36B, 40G) (29G) (32G, 50G) (48G) (38G, 23G, 49G) () (38G, 43G, 53WR, 46G) (21G, 35G, 44WR) (33G, 32G) (32G, 33G, 26G, 38G) (38LU) (53G, 47G) (35G, 35G, 29G, 41G) (49G, 23G)



SCHEDULE & RESULTS (10-6)					
S-07	W	34-17	Jacksonville	69,596	
S-15	W	30-27	at Indianapolis	64,871	
S-21	W	37-34	Washington	69,596	
S-28	L	21-26	at San Francisco	70,799	
O-05	W	34-28	St. Louis	69,596	
O-12	W	27-0	New York Giants	69,596	
O-26	L	20-24	at Arizona	61,789	
N-02	W	31-21	at Houston	71,780	
N-10	W	45-21	Carolina	69,596	
N-16	L	20-53	at Green Bay	78,270	
N-23	W	43-24	Tennessee	69,596	
N-27	W	33-10	at Dallas	91,379	
D-07	L	14-24	Seattle	69,596	
D-14	L	27-38	Dallas	69,596	
D-20	L	24-27	at Washington	78,897	
D-28	W	34-26	at New York Giants	79,150	

TEAM STATS	EAGLES	OPP
Total First Downs	356	338
Rushing	109	88
Passing	218	211
Penalty	29	39
3rd Down: Made/Att	103/237	88/232
3rd Down Pct.	43.5%	37.9%
4th Down: Made/Att	7/11	3/12
4th Down Pct.	63.6%	25.0%
Possession Avg.	26:40	33:20
Total Net Yards	6348	6009
Avg. Per Game	396.8	375.6
Total Plays	1127	1113
Avg. Per Play	5.6	5.4
Net Yards Rushing	1992	1771
Avg. Per Game	124.5	110.7
Total Rushes	474	473
Net Yards Passing	4356	4238
Avg. Per Game	272.3	264.9
Sacked/Yards Lost	32/225	49/357
Gross Yards	4581	4595
Attempts/Completions	621/384	591/345
Completion Pct.	61.8%	58.4%
Had Intercepted	21	12
Punts/Average	76/43.8	91/43.8
Net Punting Avg.	38.9	36.6
Penalties/Yards	115/995	121/1089
Fumbles/Ball Lost	25/15	27/16
Touchdowns	54	48
Rushing	16	14
Passing	27	30
Returns	11	4

Score By Periods	Q1	Q2	Q3	Q4	OT	Pts
Eagles	130	117	128	99	0	474
Opponents	103	110	84	103	0	400

Passing	Att	Cmp	Yds	Cmp%	Y/A	TD	TD%	Int	Int%	Lg	Sk/Lost	Rat
M.Sanchez	309	198	2418	64.1%	7.8	14	4.5%	11	3.6%	72	23/151	88.4
N.Foles	311	186	2163	59.8%	7.0	13	4.2%	10	3.2%	68t	9/74	81.4
M.Barkley	1	0	0	0.0%	0.0	0	0.0%	0	0.0%	0	0/0	39.6
Eagles	621	384	4581	61.8%	7.4	27	4.3%	21	3.4%	72	32/225	84.8
Opponents	591	345	4595	58.4%	7.8	30	5.1%	12	2.0%	81t	49/357	91.6

Scoring	TD	Ru	Pa	Rt	PAT	FG	2Pt	Pts
C.Parkey	0	0	0	0	54/54	32/36	0	150
J.Maclin	10	0	10	0			0	60
D.Sproles	8	6	0	2			0	48
J.Matthews	8	0	8	0			0	48
L.McCoy	5	5	0	0			0	30
C.Polk	5	4	0	1			0	30
R.Cooper	3	0	3	0			0	18
Z.Ertz	3	0	3	0			0	18
J.Casey	2	0	2	0			0	12
C.Maragos	1	0	0	1			0	6
B.Fletcher	1	0	0	1			0	6
B.Smith	1	0	0	1			0	6
B.Celek	1	0	1	0			0	6
M.Sanchez	1	1	0	0			0	6
M.Jenkins	1	0	0	1			0	6
T.Burton	1	0	0	1			0	6
J.Huff	1	0	0	1			0	6
C.Thornton	1	0	0	1			0	6
F.Cox	1	0	0	1			0	6
Eagles	54	16	27	11	54/54	32/36	0	474
Opponents	48	14	30	4	46/47	22/27	0	400

2-Pt. Conversions: Eagles 0/0, Opponents 0/1

Rushing	No.	Yds	Avg	Lg	TD
L.McCoy	312	1319	4.2	53	5
D.Sproles	57	329	5.8	49t	6
C.Polk	46	172	3.7	22	4
M.Sanchez	34	87	2.6	15	1
N.Foles	16	68	4.3	14	0
T.Burton	5	10	2.0	4	0
J.Huff	1	7	7.0	7	0
M.Barkley	3	0	0.0	0	0
Eagles	474	1992	4.2	53	16
Opponents	473	1771	3.7	37	14

Receiving	No.	Yds	Avg	Lg	TD
J.Maclin	85	1318	15.5	72	10
J.Matthews	67	872	13.0	44t	8
Z.Ertz	58	702	12.1	35t	3
R.Cooper	55	577	10.5	50	3
D.Sproles	40	387	9.7	57	0
B.Celek	32	340	10.6	37	1
L.McCoy	28	155	5.5	18	0
J.Huff	8	98	12.3	44	0
J.Maehl	5	46	9.2	15	0
J.Casey	3	59	19.7	26t	2
C.Polk	2	16	8.0	15	0
B.Smith	1	11	11.0	11	0
Eagles	384	4581	11.9	72	27
Opponents	345	4595	13.3	81t	30

INTs	No.	Yds	Avg	Lg	TD
N.Allen	4	45	11.3	40	0
M.Jenkins	3	67	22.3	53t	1
C.Williams	2	-1	-0.5	0	0
B.Fletcher	1	34	34.0	34t	1
D.Ryans	1	0	0.0	0	0
B.Boykin	1	0	0.0	0	0
Eagles	12	145	12.1	53t	2
Opponents	21	257	12.2	52t	2

Sacks: C.Barwin 14.5, V.Curry 9.0, T.Cole 6.5, B.Graham 5.5, M.Kendricks 4.0, F.Cox 4.0, C.Matthews 1.5, B.Bair 1.5, N.Allen 1.0, C.Thornton 1.0, B.Allen 0.5
Eagles: 49.0, Opponents: 32.0

Fumbles Lost: M.Sanchez 3, L.McCoy 3, N.Foles 3, Z.Ertz 1, J.Huff 1, R.Cooper 1, D.Sproles 1, D.Ryans 1, B.Celek 1 **Total: 15**
Opponent Fumble Recoveries: N.Allen 3, C.Thornton 3, F.Cox 3, Z.Ertz 1, V.Curry 1, N.Carroll II 1, C.Matthews 1, D.Ryans 1, M.Jenkins 1, B.Fletcher 1
Total: 16

Punting	No	Yds	Avg	Net	TB	In	Lg	B
D.Jones	76	3331	43.8	38.9	7	34	68	0
Eagles	76	3331	43.8	38.9	7	34	68	0
Opponents	91	3984	43.8	36.6	6	27	71	4

Punt Returns	Ret	FC	Yds	Avg	Lg	TD
D.Sproles	39	16	506	13.0	82t	2
J.Maclin	2	4	25	12.5	18	0
R.Cooper	0	1	0	0	0	0
Eagles	41	21	531	13.0	82t	2
Opponents	29	22	238	8.2	75t	1

Kickoff Returns	No.	Yds	Avg	Lg	TD
J.Huff	14	415	29.6	107t	1
C.Polk	11	340	30.9	102t	1
J.Casey	3	38	12.7	16	0
N.Carroll	2	45	22.5	24	0
B.Smith	1	21	21.0	21	0
D.Sproles	1	15	15.0	15	0
Eagles	32	874	27.3	107t	2
Opponents	52	1183	22.8	44	0

Field Goals	1-19	20-29	30-39	40-49	50+
C.Parkey	0/0	10/10	14/16	4/6	4/4
Eagles	0/0	10/10	14/16	4/6	4/4
Opponents	0/0	9/9	4/7	7/7	2/4

Parkey: (51G, 28G, 31G, 38N, 23G, 36G, 38G, 33G, 51G, 26G, 27G, 31G, 45G, 54G, 20G, 45G, 39G, 33G, 33G, 36G, 26G, 49N, 35G, 30G, 50G, 31G, 22G, 26G, 25G, 47G, 43G, 34N, 46N, 22G, 32G, 39G)
Opponents: (49G, 50N, 36B, 46G, 27G, 49G, 44G, 33N, 29G, 51G, 46G, 31G, 28G, 39N, 27G, 33G, 50N, 20G, 28G, 44G, 49G, 25G, 26G, 38G, 20G, 36G, 53G)



SCHEDULE & RESULTS (10-6)					
S-09	W	33-27	at Washington	82,743	
S-15	L	30-33	San Diego	69,144	
S-19	L	16-26	Kansas City	69,144	
S-29	L	20-52	at Denver	77,002	
O-06	W	36-21	at NY Giants	80,738	
O-13	W	31-20	at Tampa Bay	62,505	
O-20	L	3-17	Dallas	69,144	
O-27	L	7-15	NY Giants	69,144	
N-03	W	49-20	at Oakland	51,751	
N-10	W	27-13	at Green Bay	78,011	
N-17	W	24-16	Washington	69,144	
D-01	W	24-21	Arizona	69,144	
D-08	W	34-20	Detroit	69,144	
D-15	L	30-48	at Minnesota	64,087	
D-22	W	54-11	Chicago	69,144	
D-29	W	24-22	at Dallas	91,166	
NFC WILD CARD					
J-04	L	24-26	New Orleans	69,144	

TEAM STATS	EAGLES	OPP
Total First Downs	355	368
Rushing	133	100
Passing	197	239
Penalty	25	29
3rd Down: Made/Att	83/213	93/231
3rd Down Pct.	39.0%	40.3%
4th Down: Made/Att	7/14	8/20
4th Down Pct.	50.0%	40.0%
Possession Avg.	26:24	33:36
Total Net Yards	6676	6304
Avg. Per Game	417.3	394.0
Total Plays	1054	1150
Avg. Per Play	6.3	5.5
Net Yards Rushing	2566	1668
Avg. Per Game	160.4	104.3
Total Rushes	500	443
Net Yards Passing	4110	4636
Avg. Per Game	256.9	289.8
Sacked/Yards Lost	46/296	37/271
Gross Yards	4406	4907
Attempts/Completions	508/310	670/408
Completion Pct.	61.0%	60.9%
Had Intercepted	9	19
Punts/Average	83/44.3	74/42.5
Net Punting Avg.	40.0	39.4
Penalties/Yards	95/846	106/855
Fumbles/Ball Lost	19/10	29/12
Touchdowns	53	43
Rushing	19	12
Passing	32	25
Returns	2	6

Score By Periods	Q1	Q2	Q3	Q4	OT	Pts
Eagles	89	121	110	122	0	442
Opponents	60	97	100	125	0	382

Passing	Att	Cmp	Yds	Cmp%	Y/A
A.Henery	317	203	2891	64.0%	9.1
M.Vick	141	77	1215	54.6%	8.6
M.Barkley	49	30	300	61.2%	6.1
B.Smith	1	0	0	0.0%	0.0
Eagles	508	310	4406	61.0%	8.7
Opponents	670	408	4907	60.9%	7.3

Scoring	TD	Ru	Pa	Rt	PAT	FG	2Pt	Pts
A.Henery	0	0	0	0	45/45	23/28	0	114
L.McCoy	11	9	2	0			0	66
D.Jackson	9	0	9	0			0	54
R.Cooper	8	0	8	0			2	52
B.Celek	6	0	6	0			0	36
Z.Ertz	4	0	4	0			0	24
N.Foles	3	3	0	0			0	18
C.Polk	3	3	0	0			0	18
B.Brown	2	2	0	0			1	14
J.Avant	2	0	2	0			0	12
M.Vick	2	2	0	0			0	12
B.Boykin	1	0	0	1			0	6
N.Goode	1	0	0	1			0	6
J.Maehl	1	0	1	0			0	6
T.Cole (s)	0	0	0	0			0	2
C.Thornton (s)	0	0	0	0			0	2
Eagles	53	19	32	2	45/45	23/28	3	442
Opponents	43	12	25	6	35/36	27/32	4	382

2-Pt. Conversions: Eagles 3/8, Opponents 4/7

Rushing	No.	Yds	Avg	Lg	TD
L.McCoy	314	1607	5.1	57t	9
B.Brown	75	314	4.2	65t	2
M.Vick	36	306	8.5	61	2
N.Foles	57	221	3.9	21	3
C.Polk	11	98	8.9	38t	3
R.Cooper	0	18	--	18	0
D.Jackson	3	2	0.7	8	0
B.Smith	2	2	1.0	2	0
Z.Ertz	0	0	--	0	0
M.Barkley	2	-2	-1.0	-1	0
Eagles	500	2566	5.1	65t	19
Opponents	443	1668	3.8	35	12

Receiving	No.	Yds	Avg	Lg	TD
D.Jackson	82	1332	16.2	61t	9
L.McCoy	52	539	10.4	70	2
R.Cooper	47	835	17.8	63t	8
J.Avant	38	447	11.8	31	2
Z.Ertz	36	469	13.0	38	4
B.Celek	32	502	15.7	42	6
B.Brown	8	84	10.5	35	0
J.Maehl	4	67	16.8	37	1
C.Polk	4	61	15.3	34	0
J.Casey	3	31	10.3	12	0
B.Smith	2	27	13.5	14	0
D.Johnson	2	14	7.0	8	0
M.Vick	0	-2	--	-2	0
Eagles	310	4406	14.2	70	32
Opponents	408	4907	12.0	66	25

TD	TD%	Int	Int%	Lg	Sk/Lost	Rat
27	8.5%	2	0.6%	63t	28/173	119.2
5	3.5%	3	2.1%	70	15/99	86.4
0	0.0%	4	8.2%	26	3/24	44.6
0	0.0%	0	0.0%	0	0/0	39.6
32	6.3%	9	1.8%	70	46/296	102.7
25	3.7%	19	2.8%	66	37/271	84.0

INTs	No.	Yds	Avg	Lg	TD
B.Boykin	6	136	22.7	76	1
M.Kendricks	3	25	8.3	18	0
C.Williams	3	16	5.3	15	0
D.Ryans	2	46	23.0	36	0
B.Fletcher	2	30	15.0	25	0
N.Allen	1	43	43.0	43	0
E.Wolff	1	0	0.0	0	0
C.Barwin	1	-2	-2.0	-2	0
Eagles	19	294	15.5	76	1
Opponents	9	128	14.2	38t	1

Sacks: T.Cole 8.0, C.Barwin 5.0, V.Curry 4.0, D.Ryans 4.0, M.Kendricks 4.0, B.Graham 3.0, F.Cox 3.0, B.Logan 2.0, N.Allen 1.0, C.Williams 1.0, C.Thornton 1.0, N.Goode 1.0 **Eagles: 37.0, Opponents: 45.0**

Fumbles Lost: M.Vick 2, N.Foles 2, M.Barkley 1, J.Avant 1, B.Celek 1, L.McCoy 1, J.Kelce 1, D.Johnson 1 **Total: 10**

Opponent Fumble Recoveries: M.Kendricks 4, N.Goode 1, F.Cox 1, B.Logan 1, C.Williams 1, P.Chung 1, C.Barwin 1, B.Fletcher 1, C.Matthews 1 **Total: 12**

Punting	No	Yds	Avg	Net	TB	In	Lg	B
D.Jones	82	3681	44.9	40.5	5	33	70	1
Eagles	82	3681	44.3	40.5	5	33	70	1
Opponents	74	3146	42.5	39.4	3	29	68	0

Punt Returns	Ret	FC	Yds	Avg	Lg	TD
D.Jackson	14	8	71	5.1	32	0
D.Johnson	12	12	100	8.3	21	0
Eagles	26	20	171	6.6	32	0
Opponents	28	22	223	8.0	58t	1

Kickoff Returns	No.	Yds	Avg	Lg	TD
D.Johnson	17	441	25.9	33	0
B.Boykin	9	205	22.8	41	0
B.Smith	4	106	26.5	47	0
B.Graham	2	14	7.0	14	0
D.Jackson	1	10	10.0	10	0
J.Casey	1	10	10.0	10	0
C.Polk	1	8	8.0	8	0
Z.Ertz	1	0	0.0	0	0
R.Cooper	1	-4	-4.0	-4	0
Eagles	37	790	21.4	47	0
Opponents	52	1229	23.6	105t	2

Field Goals	1-19	20-29	30-39	40-49	50+
A.Henery	0/0	8/8	7/8	7/10	1/2
Eagles	0/0	8/8	7/8	7/10	1/2
Opponents	0/0	5/5	11/11	8/10	3/6

Henery: (48G) (25G, 46N, 48G, 32G) (29G, 48N) (35G, 25G, 46N) (40G, 27G, 29G, 36G, 41G) (24G) (60N, 31G) (None) (None) (39N, 25G, 41G) (24G) (32G) (None) (35G, 51G, 33G) (49G) (47G)

Opponents: (40N) (49G, 44G, 33G, 46G) (33G, 51N, 31G, 34G, 38G) (53G) (None) (38G, 27G) (38G) (40G, 44G, 33G, 46G, 27G) (24G, 53G) (53N, 42N, 26G, 35G) (None) (None) (None) (55N, 21G, 38G) (50G) ((44G, 43G, 36G)



SCHEDULE & RESULTS (4-12)					
S-09	W	17-16	at Cleveland	68,693	
S-16	W	24-23	Baltimore	69,144	
S-23	L	6-27	at Arizona	60,436	
S-30	W	19-17	New York Giants	69,144	
O-07	L	14-16	at Pittsburgh	64,737	
O-14	L	23-26	Detroit (OT)	69,144	
O-28	L	17-30	Atlanta	69,144	
N-05	L	13-28	at New Orleans	73,099	
N-11	L	23-38	Dallas	69,144	
N-18	L	6-31	at Washington	79,327	
N-26	L	22-30	Carolina	69,144	
D-02	L	33-38	at Dallas	81,851	
D-09	W	23-21	at Tampa Bay	69,941	
D-13	L	13-34	Cincinnati	69,144	
D-23	L	20-27	Washington	69,144	
D-30	L	7-42	at New York Giants	80,657	

TEAM STATS	EAGLES	OPP
Total First Downs	332	317
Rushing	111	108
Passing	190	178
Penalty	31	31
3rd Down: Made/Att	83/222	83/203
3rd Down Pct.	37.4%	40.9%
4th Down: Made/Att	14/24	2/10
4th Down Pct.	58.3%	20.0%
Possession Avg.	29:36	30:24
Total Net Yards	5665	5491
Avg. Per Game	354.1	343.2
Total Plays	1079	994
Avg. Per Play	5.3	5.5
Net Yards Rushing	1874	2021
Avg. Per Game	117.1	126.3
Total Rushes	413	479
Net Yards Passing	3791	3470
Avg. Per Game	236.9	216.9
Sacked/Yards Lost	48/284	30/198
Gross Yards	4075	3668
Attempts/Completions	618/367	485/292
Completion Pct.	59.4%	60.2%
Had Intercepted	15	8
Punts/Average	72/46.3	78/43.7
Net Punting Avg.	36.4	37.2
Penalties/Yards	98/813	118/996
Fumbles/Ball Lost	37/22	21/5
Touchdowns	29	52
Rushing	10	11
Passing	18	33
Returns	1	8

Score By Periods	Q1	Q2	Q3	Q4	OT	Pts
Eagles	31	92	78	79	0	280
Opponents	106	111	83	141	3	444

Passing	Att	Cmp	Yds	Cmp%	Y/A
M.Vick	351	204	2362	58.1%	6.7
N.Foles	265	161	1699	60.8%	6.4
T.Edwards	2	2	14	100.0%	7.0
Eagles	618	367	4075	59.4%	6.6
Opponents	485	292	3668	60.2%	7.6

Scoring	TD	Ru	Pa	Rt	PAT	FG	2Pt	Pts
A.Henery	0	0	0	0	25/26	27/31	0	106
J.Maclin	7	0	7	0			0	42
L.McCoy	5	2	3	0			0	30
B.Brown	4	4	0	0			0	24
R.Cooper	3	0	3	0			0	18
D.Jackson	2	0	2	0			0	12
C.Harbor	2	0	2	0			0	12
B.Celek	1	0	1	0			0	6
N.Foles	1	1	0	0			0	6
S.Havili	1	1	0	0			0	6
D.Johnson	1	0	0	1			0	6
D.Lewis	1	1	0	0			0	6
M.Vick	1	1	0	0			0	6
Eagles	29	10	18	1	25/26	27/31	0	280
Opponents	52	11	33	8	51/52	27/29	0	444

2-Pt. Conversions: Eagles 0/3, Opponents 0/0

Rushing	No.	Yds	Avg	Lg	TD
L.McCoy	200	840	4.2	34	2
B.Brown	115	564	4.9	65t	4
M.Vick	62	332	5.4	20	1
D.Lewis	13	69	5.3	17t	1
N.Foles	11	42	3.8	14	1
S.Havili	6	22	3.7	8	1
D.Johnson	3	12	4.0	7	0
D.Jackson	3	-7	-2.3	5	0
Eagles	413	1874	4.5	65t	10
Opponents	479	2021	4.2	43	11

Receiving	No.	Yds	Avg	Lg	TD
J.Maclin	69	857	12.4	70t	7
B.Celek	57	684	12.0	34	1
L.McCoy	54	373	6.9	36	3
J.Avant	53	648	12.2	39	0
D.Jackson	45	700	15.6	77t	2
C.Harbor	25	186	7.4	19	2
R.Cooper	23	248	10.8	23	3
D.Johnson	19	256	13.5	32	0
B.Brown	13	56	4.3	11	0
S.Havili	7	43	6.1	9	0
D.Lewis	2	24	12.0	28	0
Eagles	367	4075	11.1	77t	18
Opponents	292	3668	12.6	63t	33

TD	TD%	Int	Int%	Lg	Sk/Lost	Rat
12	3.4%	10	2.8%	77t	28/153	78.1
6	2.3%	5	1.9%	46	20/131	79.1
0	0.0%	0	0.0%	8	0/0	95.8
18	2.9%	15	2.4%	77t	48/284	78.6
33	6.8%	8	1.6%	63t	30/198	99.6

INTs	No.	Yds	Avg	Lg	TD
D.Rodgers-Cromartie	3	14	4.7	14	0
K.Coleman	2	13	6.5	7	0
C.Anderson	1	4	4.0	4	0
N.Asomugha	1	0	0.0	0	0
D.Ryans	1	0	0.0	0	0
Eagles	8	31	3.9	14	0
Opponents	15	391	26.1	99t	3

Sacks: B.Graham 5.5, F.Cox 5.5, J.Babin 5.5, C.Jenkins 4.0, T.Cole 3.0, M.Patterson 1.0, D.Ryans 1.0, B.Boykin 1.0, P.Hunt 1.0, C.Thornton 1.0, M.Kendricks 1.0, D.Tapp 0.5 **Eagles: 30.0, Opponents: 48.0**

Fumbles Lost: M.Vick 5, L.McCoy 3, B.Brown 3, N.Foles 3, D.Johnson 2, C.Harbor 1, C.Thornton 1, B.Boykin 1, B.Celek 1, D.Reynolds 1, J.Maclin 1 **Total: 22**
Opponent Fumble Recoveries: C.Jenkins 1, T.Cole 1, D.Tapp 1, B.Hughes 1, B.Graham 1 **Total: 5**

Punting	No	Yds	Avg	Net	TB	In	Lg	B
M.McBriar	55	2560	46.5	36.5	7	13	66	1
C.Henry	16	776	48.5	38.3	0	2	62	0
Eagles	71	3336	46.3	36.9	7	15	66	1
Opponents	77	3410	43.7	37.7	8	22	66	1

Punt Returns	Ret	FC	Yds	Avg	Lg	TD
D.Johnson	26	23	291	11.2	98t	1
M.Gilyard	2	3	15	7.5	11	0
B.Boykin	1	0	7	7.0	7	0
D.Jackson	1	0	-3	-3.0	-3	0
Eagles	30	26	310	10.3	98t	1
Opponents	40	15	542	13.6	78t	1

Kickoff Returns	No.	Yds	Avg	Lg	TD
B.Boykin	45	1037	23.0	44	0
B.Brown	8	156	19.5	25	0
S.Havili	2	18	9.0	18	0
D.Lewis	1	33	33.0	33	0
R.Cooper	1	14	14.0	14	0
A.Jordan	1	1	1.0	1	0
C.Thornton	1	0	0.0	0	0
C.Polk	1	0	0.0	0	0
Eagles	60	1259	21.0	44	0
Opponents	41	1012	24.7	53	0

Field Goals	1-19	20-29	30-39	40-49	50+
A.Henery	0/0	8/9	8/9	11/12	0/1
Eagles	0/0	8/9	8/9	11/12	0/1
Opponents	1/1	8/8	7/7	9/9	2/4

Henery: (42G, 45N) (23G) (36G, 40G) (20G, 48G, 35G, 26G) (None) (26G, 32G, 49G) (33G) (22G, 37G) (40G) (41G, 42G) (36G, 41G, 45G) (43G, 43G) (28G, 58N, 31N) (22G, 20G) (38G, 30G) (28N)
Opponents: (43G, 42G, 22G) (56G, 51G, 48G) (47G, 27G) (25G, 54N) (20G, 34G, 34G) (46G, 34G, 19G, 45G) (43G, 29G, 30G) (52N) (30G) (25G) (23G) (39G) (None) (24G, 32G) (45G, 42G) (None)



SCHEDULE & RESULTS (8-8)					
S-11	W	31-13	at St.Louis	56,722	
S-18	L	31-35	at Atlanta	69,608	
S-25	L	16-29	New York Giants	69,144	
O-02	L	23-24	San Francisco	69,144	
O-09	L	24-31	at Buffalo	69,803	
O-16	W	20-13	at Washington	80,447	
O-30	W	34-7	Dallas	69,144	
N-07	L	24-30	Chicago	69,144	
N-13	L	17-21	Arizona	69,144	
N-20	W	17-10	at New York Giants	79,743	
N-27	L	20-38	New England	69,144	
D-01	L	14-31	at Seattle	67,039	
D-11	W	26-10	at Miami	67,823	
D-18	W	45-19	New York Jets	69,144	
D-24	W	20-7	at Dallas	84,834	
J-01	W	34-10	Washington	69,144	

TEAM STATS	EAGLES	OPP				
Total First Downs	356	289				
Rushing	134	84				
Passing	197	173				
Penalty	25	32				
3rd Down: Made/Att	85/205	75/211				
3rd Down Pct.	41.5%	35.5%				
4th Down: Made/Att	7/15	7/17				
4th Down Pct.	46.7%	41.2%				
Possession Avg.	31:20	28:40				
Total Net Yards	6386	5198				
Avg. Per Game	399.1	324.9				
Total Plays	1036	982				
Avg. Per Play	6.2	5.3				
Net Yards Rushing	2276	1801				
Avg. Per Game	142.3	112.6				
Total Rushes	450	414				
Net Yards Passing	4110	3397				
Avg. Per Game	256.9	212.3				
Sacked/Yards Lost	32/166	50/316				
Gross Yards	4276	3713				
Attempts/Completions	554/330	518/301				
Completion Pct.	59.6%	58.1%				
Had Intercepted	25	15				
Punts/Average	67/42.2	85/43.2				
Net Punting Avg.	36.9	39.3				
Penalties/Yards	107/853	97/813				
Fumbles/Ball Lost	23/13	18/9				
Touchdowns	46	40				
Rushing	20	11				
Passing	22	27				
Returns	4	2				
Score By Periods	Q1	Q2	Q3	Q4	OT	Pts
Eagles	76	165	74	81	0	396
Opponents	63	90	64	111	0	328

Passing	Att	Cmp	Yds	Cmp%	Y/A
M.Vick	423	253	3303	59.8%	7.8
V.Young	114	66	866	57.9%	7.6
M.Kafka	16	11	107	68.8%	6.7
C.Henry	1	0	0	0.0%	0.0
Eagles	554	330	4276	59.6%	7.7
Opponents	518	301	3713	58.1%	7.2

Scoring	TD	Ru	Pa	Rt	PAT	FG	2Pt	Pts
L.McCoy	20	17	3	0			0	120
A.Henery	0	0	0	0	46/46	24/27	0	118
B.Celek	5	0	5	0			0	30
J.Maclin	5	0	5	0			0	30
D.Jackson	4	0	4	0			0	24
J.Parker	2	0	0	2			0	12
J.Avant	1	0	1	0			0	6
R.Brown	1	1	0	0			0	6
R.Cooper	1	0	1	0			0	6
C.Hall	1	0	1	0			0	6
C.Harbor	1	0	1	0			0	6
D.Lewis	1	1	0	0			0	6
B.Rolle	1	0	0	1			0	6
A.Samuel	1	0	0	1			0	6
S.Smith	1	0	1	0			0	6
M.Vick	1	1	0	0			0	6
P.Hunt (s)	0	0	0	0			0	2
Eagles	46	20	22	4	46/46	24/27	0	396
Opponents	40	11	27	2	38/38	16/24	1	328

2-Pt. Conversions: Eagles 0/0, Opponents 1/2

Rushing	No.	Yds	Avg	Lg	TD
L.McCoy	273	1309	4.8	60	17
M.Vick	76	589	7.8	53	1
R.Brown	42	136	3.2	15	1
D.Lewis	23	102	4.4	20	1
V.Young	18	79	4.4	13	0
D.Jackson	7	41	5.9	18	0
C. Hall	3	13	4.3	7	0
O.Schmitt	4	6	1.5	4	0
J.Maclin	1	1	1.0	1	0
M.Kafka	3	0	0.0	2	0
Eagles	450	2276	5.1	60	20
Opponents	414	1801	4.4	61	11

Receiving	No.	Yds	Avg	Lg	TD
J.Maclin	63	859	13.6	59	5
B.Celek	62	811	13.1	73	5
D.Jackson	58	961	16.6	62t	4
J.Avant	52	679	13.1	35	1
L.McCoy	48	315	6.6	26	3
R.Cooper	16	315	19.7	58	1
C.Harbor	13	163	12.5	27	1
S.Smith	11	124	11.3	20	1
O.Schmitt	3	32	10.7	13	0
C.Hall	3	20	6.7	16	1
D.Lewis	1	-3	-3.0	-3	0
Eagles	330	4276	13.0	73	22
Opponents	301	3713	12.3	74t	27

TD	TD%	Int	Int%	Lg	Sk/Lost	Rat
18	4.3%	14	3.3%	73	23/126	84.9
4	3.5%	9	7.9%	58	8/34	60.8
0	0.0%	2	12.5%	43	1/6	47.7
0	0.0%	0	0.0%	0	0/0	39.6
22	4.0%	25	4.5%	73	32/166	78.3
27	5.2%	15	2.9%	74t	50/316	85.7

INTs	No.	Yds	Avg	Lg	TD
K.Coleman	4	60	15.0	35	0
A.Samuel	3	53	17.7	20t	1
J.Chaney	3	25	8.3	14	0
N.Asomugha	3	10	3.3	6	0
N.Allen	2	44	22.0	31	0
Eagles	15	192	12.8	35	1
Opponents	25	368	14.7	77t	2

Sacks: J.Babin 18.0, T.Cole 11.0, C.Jenkins 5.5, M.Patterson 2.5, D.Tapp 2.5, D.Landri 2.0, P.Hunt 2.0, J.Parker 1.5, J.Chaney 1.0, C.Matthews 1.0, D.Rodgers-Cromartie 1.0, B.Rolle 1.0, T.Laws 1.0
Eagles: 50.0, Opponents: 32.0

Fumbles Lost: M.Vick 3, C.Marsh 2, J.Avant 2, D.Jackson 1, J.Maclin 1, L.McCoy 1, D.Lewis 1, R.Brown 1
Total: 12
 Opponent Fumble Recoveries: J.Parker 2, M.Patterson 2, D.Landri 1, B.Rolle 1, J.Hanson 1, C.Jenkins 1, A.Samuel 1 **Total: 9**

Punting	No	Yds	Avg	Net	TB	In	Lg	B
C.Henry	66	2830	42.9	36.9	9	19	60	1
Eagles	67	2830	42.2	36.9	9	19	60	1
Opponents	85	3673	43.2	39.3	6	29	68	0

Punt Returns	Ret	FC	Yds	Avg	Lg	TD
D.Jackson	17	12	114	6.7	51	0
C.Hall	7	12	76	10.9	30	0
J.Maclin	4	3	29	7.3	11	0
S.Smith	1	1	0	0.0	0	0
C.Marsh	1	0	-5	-5.0	-5	0
D.Rodgers-Cromartie	0	0	-2	--	-2	0
Eagles	30	28	212	7.1	51	0
Opponents	31	16	176	5.7	25	0

Kickoff Returns	No.	Yds	Avg	Lg	TD
D.Lewis	31	669	21.6	33	0
D.Rodgers-Cromartie	2	52	26.0	29	0
C.Hall	2	43	21.5	24	0
R.Brown	2	28	14.0	25	0
R.Cooper	1	16	16.0	16	0
D.Jackson	1	7	7.0	7	0
Eagles	39	815	20.9	33	0
Opponents	51	1178	23.1	51	0

Field Goals	1-19	20-29	30-39	40-49	50+
A.Henery	0/0	10/10	9/11	4/4	1/2
Eagles	0/0	10/10	9/11	4/4	1/2
Opponents	0/0	7/7	3/6	4/8	2/3

Henery: (34G) (22G, 63N) (21G, 38G, 21G) (32G, 32G, 33G, 39N, 33N) (35G) (28G, 24G) (23G, 26G) (47G) (33G) (43G, 22G) (None) (40G) (28G) (35G, 20G)
Opponents: (49G, 47N, 23G) (None) (None) (44N, 37G, 45B) (25G) (50G, 26G) (None) (51G, 38G, 22G) (48G) (39N, 45G) (49G) (55N, 22G) (39G, 28G) (36B, 27G)



SCHEDULE & RESULTS (10-6)				
S-12	L	20-27	Green Bay	69,144
S-19	W	35-32	at Detroit	56,688
S-26	W	28-3	at Jacksonville	63,256
O-03	L	12-17	Washington	69,144
O-10	W	27-24	at San Francisco	69,732
O-17	W	31-17	Atlanta	69,144
O-24	L	19-37	at Tennessee	69,143
N-07	W	26-24	Indianapolis	69,144
N-15	W	59-28	at Washington	84,912
N-21	W	27-17	NY Giants	69,144
N-28	L	26-31	at Chicago	62,147
D-02	W	34-24	Houston	69,144
D-12	W	30-27	at Dallas	85,673
D-19	W	38-31	at NY Giants	81,223
D-28	L	14-24	Minnesota	69,144
J-02	L	13-14	Dallas	69,144
NFC WILD CARD				
J-09	L	16-21	Green Bay	69,144

TEAM STATS	EAGLES	OPP
Total First Downs	322	309
Rushing	116	91
Passing	189	185
Penalty	17	33
3rd Down: Made/Att	85/214	80/209
3rd Down Pct.	39.7%	38.3%
4th Down: Made/Att	9/13	5/12
4th Down Pct.	69.2%	41.7%
Possession Avg.	31:15	28:45
Total Net Yards	6230	5235
Avg. Per Game	389.4	327.2
Total Plays	1038	998
Avg. Per Play	6.0	5.2
Net Yards Rushing	2324	1766
Avg. Per Game	145.3	110.4
Total Rushes	428	423
Net Yards Passing	3906	3469
Avg. Per Game	244.1	216.8
Sacked/Yards Lost	49/309	39/292
Gross Yards	4215	3761
Attempts/Completions	561/348	536/309
Completion Pct.	62.0%	57.6%
Had Intercepted	13	23
Punts/Average	73/43.8	82/43.9
Net Punting Avg.	39.0	37.0
Penalties/Yards	129/1101	87/724
Fumbles/Ball Lost	33/12	18/11
Touchdowns	49	46
Rushing	18	12
Passing	28	31
Returns	3	3

Score By Periods	Q1	Q2	Q3	Q4	OT	Pts
Eagles	110	123	68	138	0	439
Opponents	59	128	78	112	0	377

Passing	Att	Cmp	Yds	Cmp%	Y/A
M.Vick	372	233	3018	62.6%	8.1
K.Kolb	189	115	1197	60.8%	6.3
Eagles	561	348	4215	62.0%	7.5
Opponents	536	309	3761	57.6%	7.0

Scoring	TD	Ru	Pa	Rt	PAT	FG	2Pt	Pts
D.Akers	0	0	0	0	47/47	32/38	0	143
J.Maclin	10	0	10	0			0	60
L.McCoy	9	7	2	0			0	54
M.Vick	9	9	0	0			0	54
D.Jackson	8	1	6	1			0	48
B.Celek	4	0	4	0			0	24
J.Avant	1	0	1	0			1	8
R.Cooper	1	0	1	0			0	6
C.Hall	1	0	1	0			0	6
C.Harbor	1	0	1	0			0	6
J.Harrison	1	1	0	0			0	6
T.Herremans	1	0	1	0			0	6
Q.Mikell	1	0	0	1			0	6
D.Patterson	1	0	0	1			0	6
O.Schmitt	1	0	1	0			0	6
Eagles	49	18	28	3	47/47	32/38	1	439
Opponents	46	12	31	3	45/45	18/21	1	377

2-Pt. Conversions: Eagles 1/2, Opponents 1/1

Rushing	No.	Yds	Avg	Lg	TD
L.McCoy	207	1080	5.2	62	7
M.Vick	100	676	6.8	35	9
J.Harrison	40	239	6.0	50t	1
D.Jackson	16	104	6.5	31t	1
K.Kolb	15	65	4.3	19	0
E.Buckley	21	67	3.2	13	0
J.Maclin	3	36	12.0	14	0
C.Hall	9	29	3.2	8	0
M.Bell	16	28	1.8	9	0
L.Weaver	1	0	0.0	0	0
Eagles	428	2324	5.4	62	18
Opponents	423	1766	4.2	61	12

Receiving	No.	Yds	Avg	Lg	TD
L.McCoy	78	592	7.6	40	2
J.Maclin	70	964	13.8	83t	10
J.Avant	51	573	11.2	34	1
D.Jackson	47	1056	22.5	91t	6
B.Celek	42	511	12.2	65t	4
O.Schmitt	19	136	7.2	18	1
C.Hall	11	115	10.5	48	1
C.Harbor	9	72	8.0	24	1
J.Harrison	8	43	5.4	15	0
R.Cooper	7	116	16.6	37	1
G.Mills	2	19	9.5	14	0
E.Buckley	1	10	10.0	10	0
M.Bell	1	5	5.0	5	0
T.Herremans	1	2	2.0	2t	1
M.McGlynn	1	1	1.0	1	0
Eagles	348	4215	12.1	91t	28
Opponents	309	3761	12.2	80t	31

TD	TD%	Int	Int%	Lg	Sk/Lost	Rat	
21	5.6%	6	1.6%	91t	34/210	100.2	
7	3.7%	7	3.7%	83t	15/99	76.1	
Eagles	28	5.0%	13	2.3%	91t	49/309	92.1
Opponents	31	5.8%	23	4.3%	80t	39/292	80.8

INTs	No.	Yds	Avg	Lg	TD
A.Samuel	7	70	10.0	33	0
D.Patterson	4	40	10.0	40t	1
N.Allen	3	27	9.0	16	0
Q.Mikell	3	0	0.0	0	0
J.Hanson	1	17	17.0	17	0
T.Lawas	1	13	13.0	13	0
T.Lindley	1	8	8.0	8	0
K.Coleman	1	7	7.0	7	0
S.Bradley	1	0	0.0	0	0
E.Hobbs	1	0	0.0	0	0
Eagles	23	182	7.9	40t	1
Opponents	13	169	13.0	41t	1

Sacks: T.Cole 10.0, J.Parker 6.0, T.Laws 4.0, B.Graham 3.0, D.Tapp 3.0, N.Allen 2.0, M.Patterson 2.0, A.Dixon 2.0, E.Sims 2.0, M.Fokou 1.0, D.Te'o-Nesheim 1.0, Q.Mikell 1.0, S.Bradley 1.0, D.Patterson 1.0
Eagles: 39.0, Opponents: 50.0

Fumbles Lost: K.Kolb 3, M.Vick 3, A.Samuel 1, E.Buckley 1, D.Jackson 1, J.Maclin 1, L.McCoy 1, J.Calvin 1
Total: 12
Opponent Fumble Recoveries: Q.Mikell 3, D.Tapp 3, G.Lawson 1, J.Parker 1, A.Samuel 1, M.Patterson 1, E.Sims 1 **Total: 11**

Punting	No	Yds	Avg	Net	TB	In	Lg	B
S.Rocca	73	3195	43.8	39.0	2	28	63	0
Eagles	73	3195	43.8	39.0	2	28	63	0
Opponents	82	3599	43.9	37.0	8	17	68	0

Punt Returns	Ret	FC	Yds	Avg	Lg	TD
D.Jackson	20	8	231	11.6	65t	1
J.Calvin	12	4	125	10.4	44	0
C.Hall	3	2	31	10.3	14	0
J.Maclin	3	5	17	5.7	9	0
Eagles	38	19	404	10.6	65t	1
Opponents	34	21	309	9.1	53	0

Kickoff Returns	No.	Yds	Avg	Lg	TD
J.Calvin	32	692	21.6	41	0
E.Hobbs	16	345	21.6	46	0
C.Hall	4	65	16.3	21	0
G.Lawson	2	48	24.0	28	0
O.Schmitt	2	18	9.0	18	0
J.Maclin	1	22	22.0	22	0
E.Buckley	1	20	20.0	20	0
C.Harbor	1	19	19.0	19	0
D.Patterson	1	14	14.0	14	0
B.Celek	1	12	12.0	12	0
M.Bell	1	8	8.0	8	0
R.Cooper	0	9	--	9	0
Eagles	62	1272	20.5	46	0
Opponents	69	1502	21.8	61	0

Field Goals	1-19	20-29	30-39	40-49	50+
D.Akers	0/0	12/12	10/12	9/11	1/3
Eagles	0/0	12/12	10/12	9/11	1/3
Opponents	0/0	5/5	4/4	5/7	4/5

Akers: (45G, 24G) (None) (None) (49G, 23G) (33G, 53N, 45G) [37N, 47N, 37N, 30G] (25G, 46G, 46G, 28G) (22G, 21G, 31G, 44G) (48G) (38G, 24G, 42B, 28G, 30G) (45G, 36G, 22G, 36) (36G, 22G) (39G, 50G, 28G) (34G) (54N) (43G, 22G)
Opponents: (49G, 56G) (49G) (51G) (26G) (50G, 40N) (41N, 26G) (41G, 38G, 33G) (37G) (None) (24G) (23G) (48G) (50G, 43G) (25G) (30G) (52N)



SCHEDULE & RESULTS (11-5)					
S-13	W	38-10	at Carolina	73,599	
S-20	L	22-48	New Orleans	69,144	
S-27	W	34-14	Kansas City	69,144	
O-11	W	33-14	Tampa Bay	69,144	
O-18	L	9-13	at Oakland	49,642	
O-26	W	27-17	at Washington	88,241	
N-01	W	40-17	NY Giants	69,144	
N-08	L	16-20	Dallas	69,144	
N-15	L	23-31	at San Diego	68,879	
N-22	W	24-20	at Chicago	62,421	
N-29	W	27-24	Washington	69,144	
D-06	W	34-7	at Atlanta	69,560	
D-13	W	45-38	at NY Giants	78,780	
D-20	W	27-13	San Francisco	69,144	
D-27	W	30-27	Denver	69,144	
J-03	L	0-24	at Dallas	100,621	
NFC WILD CARD					
J-09	L	14-34	at Dallas	92,951	

TEAM STATS	EAGLES	OPP
Total First Downs	290	295
Rushing	87	81
Passing	182	179
Penalty	21	35
3rd Down: Made/Att	75/207	73/221
3rd Down Pct.	36.2%	33.0%
4th Down: Made/Att	6/14	17/30
4th Down Pct.	42.9%	56.7%
Possession Avg.	28:15	31:46
Total Net Yards	5726	5137
Avg. Per Game	357.9	321.1
Total Plays	975	1037
Avg. Per Play	5.9	5.0
Net Yards Rushing	1637	1675
Avg. Per Game	102.3	104.7
Total Rushes	384	413
Net Yards Passing	4089	3462
Avg. Per Game	255.6	216.4
Sacked/Yards Lost	38/291	44/316
Gross Yards	4380	3778
Attempts/Completions	553/335	580/354
Completion Pct.	60.6%	61.0%
Had Intercepted	13	25
Punts/Average	76/42.4	80/45.1
Net Punting Avg.	38.3	37.2
Penalties/Yards	115/951	104/789
Fumbles/Ball Lost	23/10	25/13
Touchdowns	47	39
Rushing	14	11
Passing	27	27
Returns	6	1

Score By Periods	Q1	Q2	Q3	Q4	OT	Pts
Eagles	122	151	72	84	0	429
Opponents	58	101	107	71	0	337

Passing	Att	Cmp	Yds	Cmp%	Y/A	TD	TD%	Int	Int%	Lg	Sk/Lost	Rat
D.McNabb	443	267	3553	60.3	8.0	22	5.0	10	2.3	60t	35/264	92.9
K.Kolb	96	62	741	64.6	7.7	4	4.2	3	3.1	71t	3/27	88.9
M.Vick	13	6	86	46.2	6.6	1	7.7	0	0.0	43	0/0	93.8
B.Westbrook	1	0	0	0.0	0.0	0	0.0	0	0.0	0	0/0	39.6
Eagles	553	335	4380	60.6	7.9	27	4.9	13	2.4	71t	38/291	92.0
Opponents	580	354	3778	61.0	6.5	27	4.7	25	4.3	86t	44/316	77.6

Scoring	TD	Ru	Pa	Rt	PAT	FG	2Pt	Pts
D.Akers	0	0	0	0	43/45	32/37	0	139
D.Jackson	12	1	9	2			0	72
B.Celek	8	0	8	0			0	48
L.McCoy	4	4	0	0			1	26
J.Maclin	4	0	4	0			0	24
L.Weaver	4	2	2	0			0	24
J.Avant	3	0	3	0			1	20
S.Brown	2	0	0	2			0	12
D.McNabb	2	2	0	0			0	12
M.Vick	2	2	0	0			0	12
B.Westbrook	2	1	1	0			0	12
V.Abiamiri	1	0	0	1			0	6
E.Buckley	1	1	0	0			0	6
K.Kolb	1	1	0	0			0	6
Witherspoon	1	0	0	1			0	6
Howard (s)	0	0	0	0			0	2
Team (s)	0	0	0	0			0	2
Eagles	47	14	27	6	43/45	32/37	2	429
Opponents	39	11	27	1	38/38	21/24	1	337

2-Pt. Conversions: Eagles 2-2, Opponents 1-1

Rushing	No.	Yds	Avg	Lg	TD
L.McCoy	155	637	4.1	66t	4
L.Weaver	70	323	4.6	41t	2
B.Westbrook	61	274	4.5	25	1
D.McNabb	37	140	3.8	27	2
D.Jackson	11	137	12.5	67t	1
M.Vick	24	95	4.0	34	2
E.Buckley	15	44	2.9	9	1
K.Kolb	5	-1	-0.2	5	1
J.Garcia	3	-2	-0.7	0	0
R.Brown	1	-3	-3.0	-3	0
J.Maclin	2	-7	-3.5	-1	0
Eagles	384	1637	4.3	67t	14
Opponents	413	1675	4.1	72	11

Receiving	No.	Yds	Avg	Lg	TD
B.Celek	76	971	12.8	47t	8
D.Jackson	63	1167	18.5	71t	9
J.Maclin	55	762	13.9	56	4
J.Avant	41	587	14.3	58	3
L.McCoy	40	308	7.7	45	0
B.Westbrook	25	181	7.2	34	1
L.Weaver	15	140	9.3	59	2
R.Brown	9	155	17.2	43	0
K.Curtis	6	77	12.8	19	0
A.Smith	3	25	8.3	11	0
H.Baskett	1	6	6.0	6	0
D.McNabb	1	1	1.0	1	0
Eagles	335	4380	13.1	71t	27
Opponents	354	3778	10.7	86t	27

INTs	No.	Yds	Avg	Lg	TD
A.Samuel	9	117	13.0	37	0
S.Brown	5	152	30.4	83t	1
S.Jones	2	37	18.5	37	0
Q.Mikell	2	16	8.0	16	0
A.Jordan	2	14	7.0	11	0
J.Hanson	2	8	4.0	6	0
Q.Demps	1	12	12.0	12	0
W.Witherspoon	1	9	9.0	9t	1
T.White	1	5	5.0	5	0
Eagles	25	370	14.8	83t	2
Opponents	13	131	10.1	97t	1

Sacks: T.Cole 12.5, J.Parker 8.0, D.Howard 6.5, C.Clemons 3.0, J.Babin 2.5, V.Abiamiri 2.0, M.Paterson 1.5, O.Gaither 1.5, C.Gocong 1.0, A.Jordan 1.0, B.Bunkley 1.0, S.Jones 1.0, W.Witherspoon 1.0, A.Dixon 1.0, J.Hanson 0.5

Eagles: 44.0, Opponents: 38.0

Fumbles Lost: D.McNabb 3, J.Babin 1, E.Hobbs 1, K.Kolb 1, D.Jackson 1, V.Harris 1, L.McCoy 1, J.Garcia 1 Total: 10

Opponent Fumble Recoveries: Q.Mikell 2, S.Jones 2, M.Fokou 2, S.Brown 1, B.Bunkley 1, O.Gaither 1, V.Abiamiri 1, T.White 1, J.Hanson 1, A.Samuel 1 Total: 13

Punting	No.	Yds	Avg	Net	TB	Lg	B
S.Rocca	76	3222	42.4	38.3	4	61	0
Eagles	76	3222	42.4	38.3	4	61	0
Opponents	80	3604	45.1	37.2	8	64	0

Punt Returns	Ret	FC	Yds	Avg	Lg	TD
D.Jackson	29	15	441	15.2	85t	2
J.Maclin	6	4	30	5.0	27	0
Eagles	35	19	471	13.5	85t	2
Opponents	39	15	229	5.9	26	0

Kickoff Returns	No.	Yds	Avg	Lg	TD
E.Hobbs	20	481	24.1	63	0
V.Harris	19	394	20.7	32	0
J.Maclin	7	124	17.7	28	0
Q.Demps	6	155	25.8	48	0
L.Weaver	2	33	16.5	18	0
A.Smith	1	4	4.0	4	0
J.Babin	2	0	0.0	0	0
D.Jackson	1	0	0.0	0	0
Eagles	58	1191	20.5	63	0
Opponents	81	1907	23.5	52	0

Field Goals	1-19	20-29	30-39	40-49	50+
D.Akers	1/1	11/11	8/9	11/13	1/3
Eagles	1/1	11/11	8/9	11/13	1/3
Opponents	0/0	11/11	2/3	7/9	1/1

Akers: (49G, 51B) (23G, 32G) (29G, 38G) (44G) (43N, 45G, 43G, 47N, 45G) (47G, 44G) (30G, 35G) (45G, 48G, 52G) (18G, 25G, 25G) (29G, 24G, 41G, 32G) (33G, 39N, 33G) (20G) (22G, 26G) (39G, 45G, 28G) (53N)

Opponents: (22G) (23G, 25G) () () (29G, 46G) (47G) (42G, 47N) (22G, 33G) (29G) (45G, 28G, 28G, 49G, 48B) (25G) () (26G) (51G, 25G) (33G, 46G) (44G, 30N)



SCHEDULE & RESULTS (9-6-1)					
S-07	W	38-3	St. Louis	69,144	
S-15	L	37-41	at Dallas	63,472	
S-21	W	15-6	Pittsburgh	69,144	
S-28	L	20-24	at Chicago	62,099	
O-05	L	17-23	Washington	69,144	
O-12	W	40-26	at San Francisco	67,640	
O-26	W	27-14	Atlanta	69,144	
N-02	W	26-7	at Seattle	68,055	
N-09	L	31-36	NY Giants	69,144	
N-16	T	13-13	at Cincinnati (OT)	64,633	
N-23	L	7-36	at Baltimore	71,379	
N-27	W	48-20	Arizona	64,144	
D-07	W	20-14	at NY Giants	79,003	
D-15	W	30-10	Cleveland	69,144	
D-21	L	3-10	at Washington	82,412	
D-28	W	44-6	Dallas	69,144	
NFC WILD CARD					
J-04	W	26-14	at Minnesota	61,746	
NFC DIVISIONAL PLAYOFF					
J-11	W	23-11	at NY Giants	79,193	
NFC CHAMPIONSHIP					
J-18	L	25-32	at Arizona	70,650	

TEAM STATS	EAGLES	OPP				
Total First Downs	318	248				
Rushing	94	79				
Passing	204	144				
Penalty	20	25				
3rd Down: Made/Att	93/225	73/227				
3rd Down Pct.	41.3%	32.2%				
4th Down: Made/Att	4/9	5/14				
4th Down Pct.	44.4%	35.7%				
Possession Avg.	30:55	29:05				
Total Net Yards	5608	4388				
Avg. Per Game	350.5	274.3				
Total Plays	1056	994				
Avg. Per Play	5.3	4.4				
Net Yards Rushing	1697	1475				
Avg. Per Game	106.1	92.2				
Total Rushes	427	421				
Net Yards Passing	3911	2913				
Avg. Per Game	244.4	182.1				
Sacked/Yards Lost	23/149	48/312				
Gross Yards	4060	3225				
Attempts/Completions	606/362	525/284				
Completion Pct.	59.7%	54.1%				
Had Intercepted	16	15				
Punts/Average	78/42.7	101/42.5				
Net Punting Avg.	37.9	36.5				
Penalties/Yards	74/635	80/593				
Fumbles/Ball Lost	16/10	26/14				
Touchdowns	45	31				
Rushing	15	7				
Passing	23	19				
Returns	7	5				
Score By Periods						
	Q1	Q2	Q3	Q4	OT	Pts
Eagles	85	150	73	108	0	416
Opponents	53	100	49	87	0	289

Passing	Att	Cmp	Yds	Cmp%	Y/A	TD	TD%	Int	Int%	Lg	Sk/Lost	Rat
McNabb	571	345	3916	60.4	6.9	23	4.0	11	1.9	90t	23/149	86.4
Kolb	34	17	144	50.0	4.2	0	0.0	4	11.8	16	0/0	21.8
D.Jackson	1	0	0	0.0	0.0	0	0.0	1	100.0	0	0/0	0.0
Eagles	606	362	4060	59.7	6.7	23	3.8	16	2.6	90t	23/149	81.4
Opponents	525	284	3225	54.1	6.1	19	3.6	15	2.9	90t	48/312	72.9

Scoring	TD	Ru	Pa	Rt	PAT	FG	2Pt	Pts
Akers	0	0	0	0	45/45	33/40	0	144
Westbrook	14	9	5	0			0	84
Buckhalter	4	2	2	0			0	24
D.Jackson	4	1	2	1			0	24
Smith	3	0	3	0			0	18
Baskett	3	0	3	0			0	18
Avant	2	0	2	0			0	12
Curtis	2	0	2	0			0	12
McNabb	2	2	0	0			0	12
R.Brown	1	0	1	0			0	6
Celek	1	0	1	0			0	6
Clemons	1	0	0	1			0	6
Demps	1	0	0	1			0	6
Gocong	1	0	0	1			0	6
Hanson	1	0	0	1			0	6
Herremans	1	0	1	0			0	6
Hunt	1	1	0	0			0	6
Lewis	1	0	1	0			0	6
Parker	1	0	0	1			0	6
Samuel	1	0	0	1			0	6
Team (s)	0	0	0	0			0	2
Eagles	45	15	23	7	45/45	33/40	0	416
Opponents	31	7	19	5	29/29	24/28	0	289

2-Pt. Conversions: Eagles 0-2, Opponents 0-1

Rushing	No.	Yds	Avg	Lg	TD
Westbrook	233	936	4.0	39t	9
Buckhalter	76	369	4.9	33	2
McNabb	39	147	3.8	17	2
D.Jackson	17	96	5.6	21	1
Eckel	24	79	3.3	14	0
Booker	20	53	2.7	8	0
Hunt	4	9	2.3	6	1
R.Brown	1	6	6.0	6	0
Kolb	13	2	0.2	8	0
Eagles	427	1697	4.0	39t	15
Opponents	421	1475	3.5	28	7

Receiving	No.	Yds	Avg	Lg	TD
D.Jackson	62	912	14.7	60	2
Westbrook	54	402	7.4	47	5
Smith	37	298	8.1	25	3
Baskett	33	440	13.3	90t	3
Curtis	33	390	11.8	32	2
Avant	32	377	11.8	31	2
Celek	27	318	11.8	44	1
Buckhalter	26	324	12.5	59	2
Lewis	19	247	13.0	52	1
R.Brown	18	252	14.0	40	1
Hunt	6	42	7.0	18	0
Klecko	6	36	6.0	12	0
Booker	6	11	1.8	8	0
Schobel	2	10	5.0	5	0
Herremans	1	1	1.0	1t	1
Eagles	362	4060	11.2	90t	23
Opponents	284	3225	11.4	90t	19

INTs	No.	Yds	Avg	Lg	TD
Samuel	4	64	16.0	50t	1
Mikell	3	53	17.7	41	0
Parker	1	55	55.0	55t	1
Dawkins	1	25	25.0	25	0
S.Brown	1	23	23.0	23	0
Patterson	1	21	21.0	21	0
Bradley	1	17	17.0	17	0
Hanson	1	13	13.0	13	0
Howard	1	8	8.0	8	0
Sheppard	1	0	0.0	0	0
Eagles	15	279	18.6	55t	2
Opponents	16	434	27.1	107t	2

Sacks: Howard 10.0, T.Cole 9.0, Parker 5.0, Clemons 4.0, Dawkins 3.0, Gaither 2.5, Mikell 2.0, Gocong 2.0, Abiamiri 2.0, Klecko 2.0, Bunkley 2.0, Demps 1.0, Hanson 1.0, S.Brown 1.0, Bradley 1.0, Patterson 0.5
Eagles: 48.0, Opponents: 23.0

Fumbles Lost: McNabb 5, D.Jackson 2, Demps 1, Westbrook 1, Hunt 1 **Total: 10**
Opponent Fumble Recoveries: Clemons 2, Gaither 2, Jordan 2, T.Laws 1, Bradley 1, Dawkins 1, Howard 1, Hanson 1, Patterson 1, Bunkley 1, Gocong 1 **Total: 14**

Punting	No.	Yds	Avg	Net	TB	Lg	B
Rocca	77	3334	43.3	37.9	4	65	1
Eagles	78	3334	42.7	37.9	4	65	1
Opponents	101	4294	42.5	36.5	8	67	0

Punt Returns	Ret	FC	Yds	Avg	Lg	TD
D.Jackson	50	16	440	8.8	68t	1
Lewis	1	0	6	6.0	6	0
Hanson	1	0	0	0.0	0	0
Eagles	52	16	446	8.6	68t	1
Opponents	41	12	296	7.2	45	0

Kickoff Returns	No.	Yds	Avg	Lg	TD
Demps	52	1314	25.3	100t	1
Lewis	3	43	14.3	31	0
Buckhalter	1	14	14.0	14	0
Avant	1	13	13.0	13	0
Klecko	1	12	12.0	12	0
D.Jackson	1	12	12.0	12	0
Abiamiri	1	3	3.0	3	0
Eagles	60	1411	23.5	100t	1
Opponents	75	1698	22.6	98t	1

Field Goals	1-19	20-29	30-39	40-49	50+
Akers	2/2	11/11	10/12	8/10	2/5
Eagles	2/2	11/11	10/12	8/10	2/5
Opponents	0/0	6/6	5/5	9/11	4/6

Akers: (23G) (34G, 44G, 22G) (31G, 31G) (50N, 47N, 24G, 31G) (50N, 23G) (19G, 54B, 38G, 25G, 28G) (36G, 18G) (40G, 24G, 42G, 39G) (29G) (42G, 27G) () (42G, 41G) (51G, 32B, 34B, 34G) (24G, 34G, 34G) (22G) (40G, 50G, 41G, 40N)
Opponents: (46G) (51G, 47G) (37G, 53G) (41G) (41G, 48G, 50G) (32G, 37G, 53G, 29G) () () (27G, 26G, 28G) (20G, 41G, 47N) (44G, 42G, 53N) () (47B) (27G) (54N, 33G) (37G, 42)



SCHEDULE & RESULTS (8-8)					
S-09	L	13-16	at Green Bay	70,598	
S-17	L	12-20	Washington	67,726	
S-23	W	56-21	Detroit	67,570	
S-30	L	3-16	at NY Giants	78,862	
O-14	W	16-9	at NY Jets	77,189	
O-21	L	16-19	Chicago	67,806	
O-28	W	23-16	at Minnesota	63,019	
N-04	L	17-38	Dallas	67,688	
N-11	W	33-25	at Washington	90,218	
N-18	W	17-7	Miami	68,934	
N-25	L	28-31	at New England	68,756	
D-02	L	24-38	Seattle	68,445	
D-09	L	13-16	NY Giants	68,594	
D-16	W	10-6	at Dallas	63,777	
D-23	W	38-23	at New Orleans	70,011	
D-30	W	17-9	Buffalo	68,594	

TEAM STATS	EAGLES	OPP
Total First Downs	323	279
Rushing	118	80
Passing	186	177
Penalty	19	22
3rd Down: Made/Att	97/229	81/218
3rd Down Pct.	42.4%	37.2%
4th Down: Made/Att	9/15	3/13
4th Down Pct.	60.0%	23.1%
Possession Avg.	30:56	29:04
Total Net Yards	5729	4982
Avg. Per Game	358.1	311.4
Total Plays	1047	979
Avg. Per Play	5.5	5.1
Net Yards Rushing	1974	1533
Avg. Per Game	123.4	95.8
Total Rushes	421	403
Net Yards Passing	3755	3449
Avg. Per Game	234.7	215.6
Sacked/Yards Lost	49/250	37/244
Gross Yards	4005	3693
Att./Completions	577/350	539/312
Completion Pct.	60.7%	57.9%
Had Intercepted	15	11
Punts/Average	73/42.0	76/41.6
Net Punting Avg.	34.5	35.8
Penalties/Yards	83/649	81/616
Fumbles/Ball Lost	24/12	16/8
Touchdowns	38	30
Rushing	12	10
Passing	24	16
Returns	2	4
Score By Periods	Q1 Q2 Q3 Q4 OT Pts	
Eagles	100 97 69 70 0	336
Opponents	86 95 64 55 0	300

Passing	Att	Cmp	Yds	Cmp%	Y/A	TD	TD%	Int	Int%	Lg	Sk/Lost	Rat
McNabb	473	291	3324	61.5	7.0	19	4.0	7	1.5	75t	44/227	89.8
Feeley	103	59	681	57.3	6.6	5	4.9	8	7.8	47	3/10	61.2
G.Lewis	1	0	0	0.0	0.0	0	0.0	0	0.0	0	0/0	39.6
Kolb	0	0	0	--	--	0	--	0	--	--	2/13	--
Eagles	577	350	4005	60.7	6.9	24	4.2	15	2.6	75t	49/250	84.6
Opponents	539	312	3693	57.9	6.9	16	3.0	11	2.0	91t	37/244	80.3

Scoring	TD	Ru	Pa	Rt	PAT	FG	2Pt	Pts
Akers	0	0	0	0	36/36	24/32	0	108
Westbrook	12	7	5	0			0	72
Curtis	8	0	6	2			0	48
R.Brown	4	0	4	0			0	24
Buckhalter	4	4	0	0			0	24
G.Lewis	3	0	3	0			0	18
Avant	2	0	2	0			0	12
Baskett	1	0	1	0			0	6
Celek	1	0	1	0			0	6
Hunt	1	1	0	0			0	6
Schobel	1	0	1	0			0	6
L.Smith	1	0	1	0			0	6
Eagles	38	12	24	2	36/36	24/32	0	336
Opponents	30	10	16	4	27/29	31/38	0	300

2-Pt. Conversions: Eagles 0-2, Opponents 0-1

Rushing	No.	Yds	Avg	Lg	TD
Westbrook	278	1333	4.8	36	7
Buckhalter	62	313	5.0	30t	4
McNabb	50	236	4.7	40	0
R.Brown	5	36	7.2	12	0
Feeley	7	23	3.3	7	0
Tapeh	5	18	3.6	11	0
Hunt	10	16	1.6	4	1
Avant	1	1	1.0	1	0
Kolb	3	-2	-0.7	0	0
Eagles	421	1974	4.7	40	12
Opponents	403	1533	3.8	56	10

Receiving	No.	Yds	Avg	Lg	TD
Westbrook	90	771	8.6	57t	5
Curtis	77	1110	14.4	75t	6
R.Brown	61	780	12.8	45t	4
Avant	23	267	11.6	31	2
Smith	22	236	10.7	26	1
Celek	16	178	11.1	29	1
Baskett	16	142	8.9	25	1
G.Lewis	13	265	20.4	50	3
Buckhalter	12	87	7.3	14	0
Schobel	11	108	9.8	18	1
Tapeh	8	50	6.3	9	0
Mahe	1	11	11.0	11	0
Eagles	350	4005	11.4	75t	24
Opponents	312	3693	11.8	91t	16

INTs	No.	Yds	Avg	Lg	TD
S.Brown	3	3	1.0	3	0
Sheppard	2	25	12.5	16	0
Gaither	1	49	49.0	49	0
Mikell	1	20	20.0	20	0
Bradley	1	13	13.0	13	0
Dawkins	1	1	1.0	1	0
James	1	0	0.0	0	0
Considine	1	0	0.0	0	0
Eagles	11	111	10.1	49	0
Opponents	15	198	13.2	49	1

Sacks: T.Cole 12.5, J.Thomas 5.0, Patterson 4.0, Kearse 3.5, Bunkley 3.0, Bradley 1.0 Spikes 1.0, Mikell 1.0, Reagar 1.0, Howard 1.0, Hanson 1.0, Gocong 1.0, Team 2.0, Eagles: 37.0, Opponents: 48.0

Fumbles Lost: D.McNabb 5, B.Westbrook 1, J.Jackson 1, G.Lewis 1, Q.Mikell 1, L.Smith 1, J.Reed 1, K.Kolb 1
Total: 12

Opponent Fumble Recoveries: J.Thomas 2, Q.Mikell 1, J.Hanson 1, M.Patterson 1, T.Cole 1, B.Bunkley 1, J.Kearse 1
Total: 8

Punting	No.	Yds	Avg	Net	TB	Lg	B
Rocca	73	3066	42.0	34.5	7	65	0
Eagles	73	3066	42.0	34.5	7	65	0
Opponents	76	3162	41.6	35.8	5	61	0

Punt Returns	Ret	FC	Yds	Avg	Lg	TD
Mahe	31	11	249	8.0	32	0
Westbrook	4	0	79	19.8	64	0
G.Lewis	4	1	4	1.0	5	0
Reed	2	0	8	4.0	8	0
Graham	1	0	0	0.0	0	0
Eagles	42	12	340	8.1	64	0
Opponents	36	14	409	11.4	87t	1

Kickoff Returns	No.	Yds	Avg	Lg	TD
Buckhalter	37	798	21.6	35	0
Reed	31	701	22.6	34	0
Mahe	1	19	19.0	19	0
Reagoe	1	14	14.0	14	0
G.Lewis	1	3	3.0	3	0
Baskett	0	4	--	4	0
Eagles	71	1539	21.7	35	0
Opponents	69	1536	22.3	51	0

Field Goals	1-19	20-29	30-39	40-49	50+
Akers	0/0	12/12	10/10	1/6	1/4
Eagles	0/0	12/12	10/10	1/6	1/4
Opponents	1/1	13/13	10/13	5/9	2/2

Akers: (33G,47G) (24G, 39G, 26G, 22G) () (42N, 53G) (22G, 41N, 41N, 31G, 25G) (24G, 33G, 37G) (20G, 59N, 27G, 25G) (36G) (53N) (34G) (41G, 48N)(29G, 39G, 57N) (47N, 21G) (24G) (38G)

Opponents: (53G,37G,42G) (35G, 37G) (46N) (34N, 29G) (30G, 44N, 21G, 30G) (39N, 31G, 22 G, 41G, 45G) (39G, 32G, 48G) (22G) (23G, 21G) (47N) (23G, 32N) (40N) (19G, 23G, 23G) (33G, 23G) (55G, 35G, 46G) (29G, 23G, 22G)



SCHEDULE & RESULTS (10-6)					
S-10	W	24-10	at Houston	70,180	
S-17	L	24-30	NY Giants (OT)	69,241	
S-24	W	38-24	at San Francisco	68,166	
O-02	W	31-9	Green Bay	69,222	
O-08	W	38-24	Dallas	69,268	
O-15	L	24-27	at New Orleans	68,269	
O-22	L	21-23	at Tampa Bay	65,808	
O-29	L	6-13	Jacksonville	69,249	
N-12	W	27-3	Washington	69,143	
N-19	L	13-31	Tennessee	69,232	
N-26	L	21-45	at Indianapolis	57,296	
D-04	W	27-24	Carolina	69,098	
D-10	W	21-19	at Washington	84,164	
D-17	W	36-22	at NY Giants	78,657	
D-25	W	23-7	at Dallas	62,839	
D-31	W	24-17	Atlanta	69,341	
NFC WILD CARD					
J-07	W	23-20	NY Giants	69,094	
NFC DIVISIONAL PLAYOFF					
J-13	L	24-27	at New Orleans	70,001	

TEAM STATS	EAGLES	OPP				
Total First Downs	312	314				
Rushing	106	126				
Passing	189	154				
Penalty	17	34				
3rd Down: Made/Att	88/209	83/222				
3rd Down Pct.	42.1	37.4				
4th Down: Made/Att	5/11	10/21				
4th Down Pct.	45.5	47.6				
Possession Avg.	28:38	31:22				
Total Net Yards	6103	5249				
Avg. Per Game	381.4	328.1				
Total Plays	988	1054				
Avg. Per Play	6.2	5.0				
Net Yards Rushing	1984	2182				
Avg. Per Game	124.0	136.4				
Total Rushes	416	489				
Net Yards Passing	4119	3067				
Avg. Per Game	257.4	191.7				
Sacked/Yards Lost	28/190	40/300				
Gross Yards	4309	3367				
Att./Completions	544/323	525/309				
Completion Pct.	59.4	58.9				
Had Intercepted	9	19				
Punts/Average	78/42.6	82/43.5				
Net Punting Avg.	78/34.9	82/37.2				
Penalties/Yards	112/983	96/807				
Fumbles/Ball Lost	26/15	25/10				
Touchdowns	49	36				
Rushing	13	12				
Passing	31	17				
Returns	5	7				
Score By Periods						
	Q1	Q2	Q3	Q4	OT	Pts
Eagles	75	109	96	118	0	398
Opponents	79	86	61	96	6	328

Passing	Att	Cmp	Yds	Cmp%	Y/A	TD	TD%	Int	Int%	Lg	Sk/Lost	Rat
McNabb	316	180	2647	57.0	8.38	18	5.7	6	1.9	87t	21/140	95.5
Garcia	188	116	1309	61.7	6.96	10	5.3	2	1.1	65	6/40	95.8
Feeley	38	26	342	68.4	9.00	3	7.9	0	0.0	89t	1/10	122.9
Akers	1	1	11	100.0	11.00	0	0.0	0	0.0	11	0/0	112.5
Baskett	1	0	0	0.0	0.00	0	0.0	1	100.0	--	0/0	0.0
Eagles	544	323	4309	59.4	7.92	31	5.7	9	1.7	89t	28/190	96.7
Opponents	525	309	3367	58.9	6.41	17	3.2	19	3.6	75	40/300	73.6

Scoring	TD	Ru	Pa	Rt	PAT	FG	2Pt	Pts
Akers	0	0	0	0	48/48	18/23	0	102
Westbrook	11	7	4	0			0	66
R.Brown	9	1	8	0			0	54
Smith	5	0	5	0			1	32
Stallworth	5	0	5	0			0	30
Buckhalter	3	2	1	0			0	18
McNabb	3	3	0	0			0	18
Baskett	2	0	2	0			0	12
G.Lewis	2	0	2	0			0	12
Schobel	2	0	2	0			0	12
Avant	1	0	1	0			0	6
S.Brown	1	0	0	1			0	6
T.Cole	1	0	0	1			0	6
M.Lewis	1	0	0	1			0	6
Patterson	1	0	0	1			0	6
Sheppard	1	0	0	1			0	6
Tapeh	1	0	1	0			0	6
Eagles	49	13	31	5	48/48	18/23	1	398
Opponents	36	12	17	7	34/34	26/28	0	328

2-Pt. Conversions: Eagles 1-1, Opponents 0-1

Rushing	No.	Yds	Avg	Lg	TD
Westbrook	240	1217	5.1	71t	7
Buckhalter	83	345	4.2	20	2
McNabb	32	212	6.6	37	3
Garcia	25	87	3.5	12	0
Moats	22	69	3.1	13	0
R.Brown	3	24	8.0	15t	1
Mahe	4	18	4.5	11	0
Tapeh	5	9	1.8	4	0
Feeley	1	3	3.0	3	0
Johnson	1	0	0.0	0	0
Eagles	416	1984	4.8	71t	13
Opponents	489	2182	4.5	70t	12

Receiving	No.	Yds	Avg	Lg	TD
Westbrook	77	699	9.1	52t	4
Smith	50	611	12.2	65	5
R.Brown	46	816	17.7	60t	8
Stallworth	38	725	19.1	84t	5
G.Lewis	24	348	14.5	45t	2
Buckhalter	24	256	10.7	55t	1
Baskett	22	464	21.1	89t	2
Tapeh	16	85	5.3	15	1
Schobel	14	214	15.3	60	2
Avant	7	68	9.7	18	1
Mahe	5	23	4.6	8	0
Eagles	323	4309	13.3	89t	31
Opponents	309	3367	10.9	75	17

INTs	No.	Yds	Avg	Lg	TD
Sheppard	6	157	26.2	102t	1
Dawkins	4	38	9.5	38	0
M.Lewis	2	105	52.5	84t	1
S.Brown	1	70	70.0	70t	1
T.Cole	1	19	19.0	19t	1
Trotter	1	17	17.0	17	0
Gaither	1	16	16.0	16	0
Considine	1	12	12.0	12	0
Walker	1	6	6.0	6	0
Ramsey	1	-12	-12.0	-12	0
Eagles	19	428	22.5	102t	4
Opponents	9	250	27.8	66t	2

Sacks: T. Cole 8, J. Thomas 6, Walker 6, Howard 5, Kearse 3.5, M. Lewis 2, M. McCoy 2, Considine 1.5, Patterson 1.5, Dawkins 1, Gaither 1, Hood 1, McDougle 1, Jones 0.5, **Eagles 40, Opponents 28**

Punting	No.	Yds	Avg	Net	TB	Lg	B
Johnson	78	3326	42.6	34.9	11	60	0
Eagles	78	3326	42.6	34.9	11	60	0
Opponents	82	3566	43.5	37.2	9	61	0

Punt Returns	Ret	FC	Yds	Avg	Lg	TD
Mahe	18	12	169	9.4	23	0
Wynn TM	13	5	131	10.1	22	0
Westbrook	5	3	39	7.8	13	0
Eagles	36	20	339	9.4	23	0
Opponents	41	13	380	9.3	90t	1

Kickoff Returns	No.	Yds	Avg	Lg	TD
Mahe	30	667	22.2	64	0
Wynn TM	18	362	20.1	34	0
Perry	3	57	19.0	24	0
G.Lewis	2	46	23.0	28	0
Moats	2	43	21.5	23	0
Schobel	2	13	6.5	11	0
Sheppard	1	16	16.0	16	0
Eagles	58	1204	20.8	64	0
Opponents	71	1647	23.2	41	0

Field Goals	1-19	20-29	30-39	40-49	50+
Akers	0/0	9/10	3/5	6/8	0/0
Eagles	0/0	9/10	3/5	6/8	0/0
Opponents	0/0	4/4	11/11	9/10	2/3

Akers: (42G) (49N,37G) (21G,39N) (40G) (27G) (47G) () (25G,28G) (37G,25G) (42G,38G) (36N) (28G,25G) () (48N) (25G,45G,21G) (41G,23N)
Opponents: (34G) (35G) (48G) (23G,54G,46G,54N) (39G) (39G,31G) (30G,44G,62G) (40G,27G) (48N,32G) (36G) (44G) (45G) (31G,45G,32G,35G) (47G,23G,24G) () (45G)



SCHEDULE & RESULTS (13-3)						
S-12	W	31-17	NY Giants	67,532		
S-20	W	27-16	Minnesota	67,676		
S-26	W	30-13	at Detroit	62,472		
O-03	W	19-9	at Chicago	61,894		
O-17	W	30-8	Carolina	67,707		
O-24	W	34-31	at Cleveland (OT)	73,394		
O-31	W	15-10	Baltimore	67,715		
N-07	L	3-27	at Pittsburgh	64,975		
N-15	W	49-21	at Dallas	64,190		
N-21	W	28-6	Washington	67,720		
N-28	W	27-6	at NY Giants	78,830		
D-05	W	47-17	Green Bay	67,723		
D-12	W	17-14	at Washington	90,089		
D-19	W	12-7	Dallas	67,723		
D-27	L	7-20	at St. Louis	66,129		
J-02	L	10-38	Cincinnati	67,074		
NFC DIVISIONAL PLAYOFF						
J-16	W	27-14	Minnesota	67,722		
NFC CHAMPIONSHIP						
J-23	W	27-10	Atlanta	67,717		
SUPER BOWL XXXIX						
F-06	L	21-24	New England	78,125		

TEAM STATS	EAGLES	OPP
Total First Downs	301	299
Rushing	87	101
Passing	188	165
Penalty	26	33
3rd Down: Made/Att	72/195	82/229
3rd Down Pct.	36.9	35.8
4th Down: Made/Att	0/4	9/19
4th Down Pct.	0.0	47.4
Possession Avg.	28:26	31:34
Total Net Yards	5618	5115
Avg. Per Game	351.1	319.7
Total Plays	960	1039
Avg. Per Play	5.9	4.9
Net Yards Rushing	1639	1903
Avg. Per Game	102.4	118.9
Total Rushes	376	442
Net Yards Passing	3979	3212
Avg. Per Game	248.7	200.8
Sacked/Yards Lost	37/229	47/263
Gross Yards	4208	3475
Att./Completions	547/336	550/334
Completion Pct.	61.4	60.7
Had Intercepted	11	17
Punts/Average	73/42.0	89/42.5
Net Punting Avg.	73/37.1	89/35.4
Penalties/Yards	124/952	119/1001
Fumbles/Ball Lost	17/11	29/11
Touchdowns	44	30
Rushing	10	13
Passing	32	16
Returns	2	1

Score By Periods	Q1	Q2	Q3	Q4	OT	Pts
Eagles	100	121	79	83	3	386
Opponents	54	83	41	82	0	260

Passing	Att	Cmp	Yds	Cmp%	Y/A	TD	TD%	Int	Int%	Lg	Sk/Lost	Rat
McNabb	469	300	3875	64.0	8.26	31	6.6	8	1.7	80	32/192	104.7
Detmer	40	18	207	45.0	5.18	0	0.0	2	5.0	31	2/16	40.3
Blake	37	18	126	48.6	3.41	1	2.7	1	2.7	21	2/17	54.6
Bartrum	1	0	0	0.0	0.00	0	0.0	0	0.0	0	0/0	39.6
Westbrook	0	0	0	---	---	0	---	0	---	---	1/4	---
Eagles	547	336	4208	61.4	7.69	32	5.9	11	2.0	80	37/229	96.4
Opponents	550	334	3475	60.7	6.32	16	2.9	17	3.1	52	47/263	75.8

Scoring	TD	Ru	Pa	Rt	PAT	FG	2Pt	Pts
Akers	0	0	0	0	41/42	27/32	0	122
Owens	14	0	14	0			0	84
Westbrook	9	3	6	0			0	54
Smith	5	0	5	0			0	30
Levens	4	4	0	0			0	24
C. Lewis	3	0	3	0			0	18
McNabb	3	3	0	0			0	18
Mitchell	2	0	2	0			0	12
Sheppard	2	0	0	2			0	12
Bartrum	1	0	1	0			0	6
Pinkston	1	0	1	0			0	6
Eagles	44	10	32	2	41/42	27/32	0	386
Opponents	30	13	16	1	27/27	17/24	1	260

2-Pt. Conversions: Eagles 0-2, Opponents 1-3

Rushing	No.	Yds	Avg	Lg	TD
Westbrook	177	812	4.6	50	3
Levens	94	410	4.4	45	4
McNabb	41	220	5.4	28	3
Mahe	23	91	4.0	22	0
McCoo	9	54	6.0	12	0
Tapeh	12	42	3.5	10	0
G. Lewis	4	16	4.0	11	0
Blake	3	6	2.0	8	0
Owens	3	-5	-1.7	6	0
Detmer	10	-7	-0.7	2	0
Eagles	376	1639	4.4	50	10
Opponents	442	1903	4.3	72t	13

Receiving	No.	Yds	Avg	Lg	TD
Owens	77	1200	15.6	59t	14
Westbrook	73	703	9.6	50	6
Pinkston	36	676	18.8	80	1
Smith	34	377	11.1	31	5
C. Lewis	29	267	9.2	21	3
Mitchell	22	377	17.1	60	2
G. Lewis	17	183	10.8	25	0
Mahe	14	123	8.8	30	0
Levens	9	92	10.2	23	0
Parry	9	75	8.3	22	0
Bartrum	5	45	9.0	17	1
Ritchie	4	36	9.0	11	0
McMullen	3	24	8.0	15	0
McCoo	2	15	7.5	8	0
Tapeh	2	15	7.5	13	0
Eagles	336	4208	12.5	80	32
Opponents	334	3475	10.4	52	16

INTs	No.	Yds	Avg	Lg	TD
Sheppard	5	172	34.4	101t	2
Dawkins	4	40	10.0	32	0
Brown	2	33	16.5	33	0
Reese	2	22	11.0	15	0
Hood	1	20	20.0	20	0
Jones	1	0	0.0	0	0
M.Lewis	1	0	0.0	0	0
Mikell	1	0	0.0	0	0
Eagles	17	287	16.9	101t	2
Opponents	11	140	12.7	41	1

Sacks: Kearsse 7.5, Rayburn 6.0, Simon 5.5, Walker 4.5, Brown 3.0, Dawkins 3.0, Douglas 3.0, Burgess 2.5, McDougle 2.0, Simoneau 1.5, Green 1.0, Reese 1.0, Sheppard 1.0, Trotter 1.0, Wayne 1.0, Wynn 1.0, Jones 0.5, **Eagles 47.0, Opponents 37.0**

Punting	No.	Yds	Avg	Net	TB	Lg	B
Johnson	72	3032	42.1	37.4	6	62	0
Akers	1	36	36.0	16.0	1	36	0
Eagles	73	3068	42.0	37.1	7	62	0
Opponents	89	3785	42.5	35.4	13	68	1

Punt Returns	Ret	FC	Yds	Avg	Lg	TD
Wynn	18	7	194	10.8	40	0
Mahe	19	8	109	5.7	25	0
Sheppard	2	5	42	21.0	39	0
Reed	0	0	18	--	18	0
Westbrook	2	0	14	7.0	14	0
Eagles	41	20	377	9.2	40	0
Opponents	34	13	221	6.5	25	0

Kickoff Returns	No.	Yds	Avg	Lg	TD
Reed	33	761	23.1	66	0
Hood	15	336	22.4	45	0
Mahe	3	44	14.7	22	0
G.Lewis	2	28	14.0	15	0
Parry	2	24	12.0	14	0
Wynn	1	21	21.0	21	0
Eagles	56	1214	21.7	66	0
Opponents	73	1693	23.2	73	0

Field Goals	1-19	20-29	30-39	40-49	50+
Akers	0/0	4/4	6/7	15/18	2/3
Eagles	0/0	4/4	6/7	15/18	2/3
Opponents	1/1	5/5	5/7	4/9	2/2

Akers: (45G,53N) (37G,47G) (26G,47G,39G) (51G,42G,42G, 40G,39N,45N) (48G,34G,43G) (38G,50G) (20G,41G,43G) (33G) () () (47G,42G) (22G,45G,47G, 22G) (48N,38G) () () (45N,46G)
Opponents: (53G) (42G,19G,39G,44N) () (25G) () (38G) (44G) (33N,42G,31G) () (35G,24G,48N) (22G, 31G) (40G) (43N) (46N) (44N,28G,29G) (37N,50G)



SCHEDULE & RESULTS (12-4)					
S-08	L	0-17	Tampa Bay	67,772	
S-14	L	10-31	New England	67,624	
S-28	W	23-13	at Buffalo	73,305	
O-05	W	27-25	Washington	67,792	
O-12	L	21-23	at Dallas	63,648	
O-19	W	14-10	at NY Giants	78,883	
O-26	W	24-17	NY Jets	67,853	
N-02	W	23-16	at Atlanta	70,064	
N-10	W	17-14	at Green Bay	70,291	
N-16	W	28-10	New York Giants	67,867	
N-23	W	33-20	New Orleans	67,802	
N-30	W	25-16	at Carolina	72,977	
D-07	W	36-10	Dallas	69,773	
D-15	W	34-27	at Miami	73,780	
D-21	L	28-31	San Francisco (OT)	67,866	
D-27	W	31-7	at Washington	76,766	
NFC DIVISIONAL PLAYOFF					
J-11	W	20-17	Green Bay (OT)	67,707	
NFC CHAMPIONSHIP					
J-18	L	3-14	Carolina	67,862	

TEAM STATS	EAGLES	OPP
Total First Downs	302	306
Rushing	105	116
Passing	156	171
Penalty	41	19
3rd Down: Made/Att	69/190	78/221
3rd Down Pct.	36.3	35.3
4th Down: Made/Att	3/7	8/22
4th Down Pct.	42.9	36.4
Possession Avg.	28:17	31:43
Total Net Yards	5035	5307
Avg. Per Game	314.7	331.7
Total Plays	944	1058
Avg. Per Play	5.3	5.0
Net Yards Rushing	2015	2071
Avg. Per Game	125.9	129.4
Total Rushes	417	461
Net Yards Passing	3020	3236
Avg. Per Game	188.8	202.3
Sacked/Yards Lost	43/253	38/248
Gross Yards	3273	3484
Att./Completions	484/279	559/337
Completion Pct.	57.6	60.3
Had Intercepted	11	13
Punts/Average	79/40.6	78/38.9
Net Punting Avg.	79/34.6	78/33.6
Penalties/Yards	96/817	129/1105
Fumbles/Ball Lost	21/11	26/13
Touchdowns	43	32
Rushing	23	13
Passing	17	17
Returns	3	2

Score By Periods	Q1	Q2	Q3	Q4	OT	Pts
Eagles	82	102	59	131	0	374
Opponents	43	91	62	88	3	287

Passing	Att	Cmp	Yds	Cmp%	Y/A	TD	TD%	Int	Int%	Lg	Sk/Lost	Rat
McNabb	478	275	3216	57.5	6.73	16	3.3	11	2.3	59	43/253	79.6
Detmer	5	3	32	60.0	6.40	0	0.0	0	0.0	15	0/0	78.8
Mitchell	1	1	25	100.0	25.00	1	100.0	0	0.0	25t	0/0	158.3
Eagles	484	279	3273	57.6	6.76	17	3.5	11	2.3	59	43/253	80.5
Opponents	559	337	3484	60.3	6.23	17	3.0	13	2.3	60t	38/248	78.7

Scoring	TD	Ru	Pa	Rt	PAT	FG	2Pt	Pts
Akers	0	0	0	0	42/42	24/29	0	114
Westbrook	13	7	4	2			0	78
Buckhalter	9	8	1	0			0	54
Staley	7	5	2	0			0	42
McNabb	3	3	0	0			0	18
Ritchie	3	0	3	0			0	18
Mitchell	2	0	2	0			0	12
Pinkston	2	0	2	0			0	12
Kalu	1	0	0	1			0	6
C.Lewis	1	0	1	0			0	6
Smith	1	0	1	0			0	6
Thrash	1	0	1	0			0	6
Team (s)	0	0	0	0			0	2
Eagles	43	23	17	3	42/42	24/29	0	374
Opponents	32	13	17	2	27/28	22/30	1	287

2-Pt. Conversions: Eagles 0-1, Opponents 1-4

Rushing	No.	Yds	Avg	Lg	TD
Westbrook	117	613	5.2	62t	7
Buckhalter	126	542	4.3	64t	8
Staley	96	463	4.8	22	5
McNabb	71	355	5.0	34	3
Thrash	5	52	10.4	47	0
Ritchie	1	1	1.0	1	0
Pinkston	1	-11	-11.0	-11	0
Eagles	417	2015	4.8	64t	23
Opponents	461	2071	4.5	76t	13

Receiving	No.	Yds	Avg	Lg	TD
Thrash	49	558	11.4	51	1
Westbrook	37	332	9.0	38	4
Pinkston	36	575	16.0	59	2
Staley	36	382	10.6	52t	2
Mitchell	35	498	14.2	39	2
Smith	27	321	11.9	36	1
C.Lewis	23	293	12.7	29	1
Ritchie	17	86	5.1	12	3
Buckhalter	10	133	13.3	27	1
G.Lewis	6	95	15.8	25	0
Mahe	1	5	5.0	5	0
McMullen	1	2	2.0	2	0
McNabb	1	-7	-7.0	-7	0
Eagles	279	3273	11.7	59	17
Opponents	337	3484	10.3	60t	17

INTs	No.	Yds	Avg	Lg	TD
M.Lewis	3	31	10.3	23	0
Vincent	3	28	9.3	28	0
Sheppard	1	34	34.0	34	0
Wayne	1	33	33.0	33	0
Kalu	1	15	15.0	15t	1
Brown	1	10	10.0	10	0
Hood	1	5	5.0	5	0
Taylor	1	2	2.0	2	0
Dawkins	1	0	0.0	0	0
Eagles	13	158	12.2	34	1
Opponents	11	161	14.6	34	1

Sacks: Simon 7.5, Walker 6.0, Kalu 5.5, Wayne 3.0, M.Lewis 2.0, Rayburn 2.0, Simoneau 2.0, Whiting 2.0, Brown 1.0, Grasmanis 1.0, Hart 1.0, Reese 1.0, Coleman 0.5, Dawkins 0.5, **Eagles 38.0, Opponents 43.0**

Punting	No.	Yds	Avg	Net	TB	Lg	B
D.Johnson	79	3207	40.6	34.6	10	60	0
Eagles	79	3207	40.6	34.6	10	60	0
Opponents	78	3037	38.9	33.6	2	69	1

Punt Returns	Ret	FC	Yds	Avg	Lg	TD
Westbrook	20	16	306	15.3	84t	2
Mahe	6	6	55	9.2	17	0
Sheppard	4	1	15	3.8	5	0
Thrash	1	1	2	2.0	2	0
Eagles	31	24	378	12.2	84t	2
Opponents	35	15	272	7.8	72	0

Kickoff Returns	No.	Yds	Avg	Lg	TD
Thrash	34	815	24.0	54	0
Westbrook	23	487	21.2	47	0
Morey	7	93	13.3	24	0
Mitchell	1	-8	-8.0	-8	0
Eagles	65	1387	21.3	54	0
Opponents	74	1590	21.5	54	1

Field Goals	1-19	20-29	30-39	40-49	50+
Akers	0/0	9/9	7/7	6/10	2/3
Eagles	0/0	9/9	7/7	6/10	2/3
Opponents	0/0	10/10	5/7	4/7	3/6

Akers: () (57G) (26G,34G,22G) (52G,36G) () () (55N, 30G) (21G,25G,41B,40G) (47N,21G) () (36G,41G,42G, 33G) (35G,48G,38G,29G) (22G,21G) (46G,42G) (42N, 47N) (26G)
Opponents: (23G) (27G) (51N) (48G,45G,37G,53G) (51G,22G,28G) (39G) (30G,55N) (40G,25G,46G) (45N) (30G) (45B) (20G,32N,38N,49N) (29G) (27G,50G) (33G, 25G,22G) (52N)



SCHEDULE & RESULTS (12-4)					
S-08	L	24-27	at Tennessee	68,804	
S-16	W	37-7	at Washington	84,982	
S-22	W	44-13	Dallas	65,537	
S-29	W	35-17	Houston	64,867	
O-06	L	25-28	at Jacksonville	65,005	
O-20	W	20-10	Tampa Bay	65,523	
O-28	W	17-3	NY Giants	65,791	
N-03	W	19-13	at Chicago	54,049	
N-10	L	13-35	Indianapolis	65,660	
N-17	W	38-14	Arizona	64,990	
N-25	W	38-17	at San Francisco	67,919	
D-01	W	10-3	St. Louis	65,552	
D-08	W	27-20	at Seattle	59,862	
D-15	W	34-21	Washington	65,615	
D-21	W	27-3	at Dallas	63,209	
D-28	L	7-10	at NY Giants (OT)	78,782	
NFC DIVISIONAL PLAYOFF					
J-11	W	20-6	Atlanta	66,452	
NFC CHAMPIONSHIP					
J-19	L	10-27	Tampa Bay	66,713	

TEAM STATS	EAGLES	OPP
Total First Downs	311	272
Rushing	124	83
Passing	164	160
Penalty	23	29
3rd Down: Made/Att	90/231	66/213
3rd Down Pct.	39.0	31.0
4th Down: Made/Att	8/16	9/23
4th Down Pct.	50.0	39.1
Possession Avg.	31:10	28:50
Total Net Yards	5604	4754
Avg. Per Game	350.3	297.1
Total Plays	1073	1009
Avg. Per Play	5.2	4.7
Net Yards Rushing	2220	1660
Avg. Per Game	138.8	103.8
Total Rushes	489	390
Net Yards Passing	3384	3094
Avg. Per Game	211.5	193.4
Sacked/Yards Lost	36/222	56/348
Gross Yards	3606	3442
Att./Completions	548/318	563/333
Completion Pct.	58.0	59.1
Had Intercepted	11	15
Punts/Average	79/40.5	90/41.0
Net Punting Avg.	79/32.6	90/33.1
Penalties/Yards	111/897	112/969
Fumbles/Ball Lost	28/13	45/23
Touchdowns	46	27
Rushing	15	5
Passing	27	18
Returns	4	4

Score By Periods	Q1	Q2	Q3	Q4	OT	Pts
Eagles	85	161	79	90	0	415
Opponents	61	61	50	66	3	241

Passing	Att	Cmp	Yds	Cmp%	Y/A	TD	TD%	Int	Int%	Lg	Sk/Lost	Rat
McNabb	361	211	2289	58.4	6.34	17	4.7	6	1.7	59t	28/166	86.0
Feeley	154	86	1011	55.8	6.56	6	3.9	5	3.2	53	7/48	75.4
Detmer	28	19	224	67.9	8.00	2	7.1	0	0.0	37	1/8	115.8
B.Mitchell	1	1	57	100.0	57.00	1	100.0	0	0.0	57t	0/0	158.3
Westbrook	1	1	25	100.0	25.00	1	100.0	0	0.0	25t	0/0	158.3
Levens	2	0	0	0.0	0.00	0	0.0	0	0.0	--	0/0	39.6
F.Mitchell	1	0	0	0.0	0.00	0	0.0	0	0.0	--	0/0	39.6
Eagles	548	318	3606	58.0	6.58	27	4.9	11	2.0	59t	36/222	85.9
Opponents	563	333	3442	59.1	6.11	18	3.2	15	2.7	57t	56/348	76.4

Scoring	TD	Ru	Pa	Rt	PAT	FG	2Pt	Pts
Akers	0	0	0	0	43/43	30/34	0	133
Staley	8	5	3	0			1	50
Thrash	8	2	6	0			0	48
Pinkston	7	0	7	0			0	42
McNabb	6	6	0	0			0	36
Freeman	4	0	4	0			0	24
C.Lewis	3	0	3	0			2	22
Levens	2	1	1	0			0	12
Thomason	2	0	2	0			0	12
Barber	1	0	0	1			0	6
Dawkins	1	0	1	0			0	6
Detmer	1	1	0	0			0	6
Emmons	1	0	0	1			0	6
B.Mitchell	1	0	0	1			0	6
Taylor	1	0	0	1			0	6
Eagles	46	15	27	4	43/43	30/34	3	415
Opponents	27	5	18	4	24/24	17/21	2	241

2-Pt. Conversions: Eagles 3-3, Opponents 2-3

Rushing	No.	Yds	Avg	Lg	TD
Staley	269	1029	3.8	57	5
McNabb	63	460	7.3	40t	6
Levens	75	411	5.5	47t	1
Westbrook	46	193	4.2	18	0
Thrash	18	126	7.0	32	2
Akers	1	10	10.0	10	0
Feeley	12	6	0.5	6	0
Detmer	2	4	2.0	3	1
Landeta	1	0	0.0	0	0
Martin	1	-4	-4.0	-4	0
Pinkston	1	-15	-15.0	-15	0
Eagles	489	2220	4.5	57	15
Opponents	390	1660	4.3	58	5

Receiving	No.	Yds	Avg	Lg	TD
Pinkston	60	798	13.3	42t	7
Thrash	52	635	12.2	39t	6
Staley	51	541	10.6	45	3
Freeman	46	600	13.0	59t	4
C.Lewis	42	398	9.5	30	3
Levens	19	124	6.5	24	1
Martin	15	126	8.4	53	0
F.Mitchell	12	105	8.8	18	0
Thomason	10	128	12.8	24	2
Westbrook	9	86	9.6	20	0
Dawkins	1	57	57.0	57t	1
Bartrum	1	8	8.0	8	0
Eagles	318	3606	11.3	59t	27
Opponents	333	3442	10.3	57t	18

INTs	No.	Yds	Avg	Lg	TD
Taylor	5	43	8.6	23t	1
Barber	2	81	40.5	80t	1
Brown	2	41	20.5	29	0
Dawkins	2	27	13.5	27	0
Vincent	2	1	0.5	1	0
Harris	1	0	0.0	0	0
M.Lewis	1	0	0.0	0	0
Eagles	15	193	12.9	80t	2
Opponents	11	86	7.8	35	0

Sacks: H.Douglas 12.5, Kalu 8.0, Walker 7.5, Whiting 6.0, Grasmanis 4.0, Emmons 3.5, Dawkins 3.0, Bishop 2.0, Simon 2.0, Reese 1.5, Barber 1.0, Brown 1.0, Cook 1.0, Gardner 1.0, M.Lewis 1.0, Team 1.0, **Eagles 56.0, Opponents 36.0**

Punting	No.	Yds	Avg	Net	TB	Lg	B
Baker LG	55	2133	38.8	31.5	4	51	0
Baker TM	13	445	34.2	29.8	1	44	0
Landeta	52	2229	42.9	34.6	7	63	0
Johnson	14	523	37.4	27.7	2	53	0
Eagles	79	3197	40.5	32.6	10	63	0
Opponents	90	3690	41.0	33.1	7	74	0

Punt Returns	Ret	FC	Yds	Avg	Lg	TD
B.Mitchell	46	11	567	12.3	76t	1
Taylor	1	0	0	0.0	0	0
Eagles	47	11	567	12.1	76t	1
Opponents	30	20	420	14.0	90t	2

Kickoff Returns	No.	Yds	Avg	Lg	TD
B.Mitchell	43	1162	27.0	57	0
D.Douglas	4	77	19.3	23	0
Slechta	2	22	11.0	12	0
Levens	1	24	24.0	24	0
Thomason	1	12	12.0	12	0
Kalu	1	0	0.0	0	0
Eagles	52	1297	24.9	57	0
Opponents	76	1637	21.5	100t	1

Field Goals	1-19	20-29	30-39	40-49	50+
Akers	0/0	9/9	14/16	6/7	1/2
Eagles	0/0	9/9	14/16	6/7	1/2
Opponents	0/0	2/3	8/9	6/7	1/2

Akers: (30G) (22G,40G,47G) (51G,20G,32G) (25G, 41G) (31G) (30G,36G) (50N,27G,36G,35G) (23G,36G, 27G,22G) (34G,20G) (34G) (48N,43G) (31G) (33G,40G, 39N) (28G,45G) (32G,39G) (35N)
 Opponents: (33G,47G) () (47G,33G) (48G) (34G,31G) (48G,29N) (26G) (30G,53G) (48N) () (35G) (55N,22G) (34G,43G) () (42G) (36N,39G)



SCHEDULE & RESULTS (11-5)					
S-09	L	17-20	St. Louis (OT)	66,243	
S-23	W	27- 3	at Seattle	62,826	
S-30	W	40-18	Dallas	66,621	
O-07	L	20-21	Arizona	66,360	
O-22	W	10- 9	at NY Giants	78,821	
O-28	L	10-20	Oakland	65,342	
N-04	W	21- 7	at Arizona	33,430	
N-11	W	48-17	Minnesota	65,638	
N-18	W	36- 3	at Dallas	63,204	
N-25	L	3-13	Washington	65,666	
N-29	W	23-10	at Kansas City	77,087	
D-09	W	24-14	San Diego	65,438	
D-16	W	20- 6	at Washington	84,936	
D-22	L	3-13	at San Francisco	68,124	
D-30	W	24-21	NY Giants	65,885	
J-06	W	17-13	at Tampa Bay	65,541	
NFC WILD CARD					
J-12	W	31- 9	Tampa Bay	65,847	
NFC DIVISIONAL PLAYOFF					
J-19	W	33-19	at Chicago	66,944	
NFC CHAMPIONSHIP					
J-27	L	24-29	at St. Louis	66,502	

TEAM STATS	EAGLES	OPP
Total First Downs	256	262
Rushing	90	88
Passing	146	150
Penalty	20	24
3rd Down: Made/Att	68/220	71/232
3rd Down Pct.	30.9	30.6
4th Down: Made/Att	9/13	7/13
4th Down Pct.	69.2	53.8
Possession Avg.	28:39	31:21
Total Net Yards	4923	4701
Avg. Per Game	307.7	293.8
Total Plays	974	1017
Avg. Per Play	5.1	4.6
Net Yards Rushing	1778	1837
Avg. Per Game	111.1	114.8
Total Rushes	412	455
Net Yards Passing	3145	2864
Avg. Per Game	196.6	179.0
Sacked/Yards Lost	40/282	45/283
Gross Yards	3427	3147
Att./Completions	522/300	517/288
Completion Pct.	57.5	55.7
Had Intercepted	14	14
Punts/Average	97/43.5	104/40.6
Net Punting/ Avg.	97/36.4	104/34.6
Penalties/Yards	100/768	85/741
Fumbles/Ball Lost	20/10	39/19
Touchdowns	38	20
Rushing	6	6
Passing	27	13
Returns	5	1

Score By Periods	Q1	Q2	Q3	Q4	OT	Pts
Eagles	58	144	40	101	0	343
Opponents	50	72	30	53	3	208

Passing	Att	Cmp	Yds	Cmp%	Y/A	TD	TD%	Int	Int%	Lg	Sk/Lost	Rat
McNabb	493	285	3233	57.8	6.56	25	5.1	12	2.4	64t	39/ 273	84.3
Detmer	14	5	51	35.7	3.64	0	0.0	1	7.1	16	1/ 9	17.3
Feeley	14	10	143	71.4	10.21	2	14.3	1	7.1	27	0/ 0	114.0
F.Mitchell	1	0	0	0.0	0.00	0	0.0	0	0.0	0	0/ 0	39.6
Eagles	522	300	3427	57.5	6.57	27	5.2	14	2.7	64t	40/ 282	83.4
Opponents	517	288	3147	55.7	6.09	13	2.5	14	2.7	76	45/ 283	71.0

Scoring	TD	Ru	Pa	Rt	PAT	FG	2Pt	Pts
Akers	0	0	0	0	37/38	26/31	0	115
Thrash	8	0	8	0			0	48
Lewis	6	0	6	0			0	36
Pinkston	4	0	4	0			0	24
Staley	4	2	2	0			0	24
Buckhalter	2	2	0	0			0	12
D. Douglas	2	0	2	0			0	12
Martin	2	0	2	0			0	12
McNabb	2	2	0	0			0	12
Bartrum	1	0	1	0			0	6
Dawkins	1	0	0	1			0	6
Hampton	1	0	0	1			0	6
B.Mitchell	1	0	0	1			0	6
F.Mitchell	1	0	1	0			0	6
Moore	1	0	0	1			0	6
Stewart	1	0	1	0			0	6
Trotter	1	0	0	1			0	6
Eagles	38	6	27	5	37/38	26/31	0	343
Opponents	20	6	13	1	17/17	23/32	1	208

2-Pt. Conversions: Eagles 0-0, Opponents 1-3

Rushing	No.	Yds	Avg	Lg	TD
Staley	166	604	3.6	44t	2
Buckhalter	129	586	4.5	48	2
McNabb	82	482	5.9	33	2
Thrash	6	57	9.5	24	0
Martin	9	27	3.0	8	0
B.Mitchell	7	9	1.3	11	0
Detmer	8	6	0.8	14	0
Smart	2	6	3.0	6	0
Pinkston	1	5	5.0	5	0
F.Mitchell	2	-4	-2.0	12	0
Eagles	412	1778	4.3	48	6
Opponents	455	1837	4.0	80	6

Receiving	No.	Yds	Avg	Lg	TD
Thrash	63	833	13.2	64t	8
Staley	63	626	9.9	46t	2
Pinkston	42	586	14.0	62t	4
Lewis	41	422	10.3	33	6
Martin	24	124	5.2	17	2
F. Mitchell	21	283	13.5	29	1
Buckhalter	13	130	10.0	26	0
Brown	7	95	13.6	18	0
B.Mitchell	6	122	20.3	56	0
D.Douglas	5	77	15.4	27	2
Stewart	5	52	10.4	15	1
Thomason	5	33	6.6	11	0
Scott	2	26	13.0	18	0
Reader	2	14	7.0	11	0
Bartrum	1	4	4.0	4t	1
Eagles	300	3427	11.4	64t	27
Opponents	288	3147	10.9	76	13

INTs	No.	Yds	Avg	Lg	TD
Vincent	3	0	0.0	0	0
Trotter	2	64	32.0	50t	1
Harris	2	22	11.0	14	0
Dawkins	2	15	7.5	15	0
Moore	2	2	1.0	2	0
Hampton	1	38	38.0	38t	1
Cook	1	11	11.0	11	0
Taylor	1	5	5.0	5	0
Eagles	14	152	10.9	50t	2
Opponents	14	99	7.1	25	0

Sacks: H. Douglas 9.5, Simon 7.5, Burgess 6.0, Trotter 3.5, Caldwell 3.0, Kalu 3.0, Whiting 2.5, Grasmanis 2.0, Dawkins 1.5, Vincent 1.5, Cook 1.0, Emmons 1.0, Moore 1.0, Taylor 1.0, Da. Walker 1.0, **Eagles 45.0, Opponents 40.0**

Punting	No.	Yds	Avg	Net	TB	Lg	B
Landeta	97	4221	43.5	36.4	10	64	0
Eagles	97	4221	43.5	36.4	10	64	0
Opponents	104	4225	40.6	34.6	6	61	0

Punt Returns	Ret	FC	Yds	Avg	Lg	TD
B.Mitchell	39	22	467	12.0	54	0
Brown	5	0	30	6.0	11	0
Cook	0	0	11	--	11	0
Eagles	44	22	508	11.5	54	0
Opponents	56	16	488	8.7	30	0

Kickoff Returns	No.	Yds	Avg	Lg	TD
B.Mitchell	41	1025	25.0	94t	1
Thrash	5	101	20.2	34	0
D.Douglas	2	32	16.0	18	0
Buckhalter	1	28	28.0	28	0
Lewis	0	-10	-10.0	-10	0
Reese	0	-11	-11.0	-11	0
Eagles	49	1165	23.8	94t	1
Opponents	67	1430	21.3	59	0

Field Goals	1-19	20-29	30-39	40-49	50+
Akers	1/1	9/9	7/8	7/10	2/3
Eagles	1/1	9/9	7/8	7/10	2/3
Opponents	0/0	10/10	5/10	8/12	0/0

Akers: (50G) (48G,49N,21G) (40G,19G) (42G,28G) (44N,25G) (34G) () (36G,21G) (24G,46G,26G,28G,30G) (49G) (24G,33G,38G) (37G)(40G,50G) (20G) (43N,35G) (34N,47G,50N)
Opponents: (20G,26G) (41G) (41G,43G) (30N) (24G,21G,24G, 49N) (42G,32G) () (43G) (47N,41N,30G) (37N, 43G, 32G) (29G) (34N,37N) (39N,47G,25G,48N) (21G, 32G) (25G,32G) (42G,23G)



SCHEDULE & RESULTS (11-5)					
S-03	W	41-14	at Dallas	62,872	
S-10	L	18-33	NY Giants	65,530	
S-17	L	3-6	at Green Bay	59,869	
S-24	W	21-7	at New Orleans	64,900	
O-01	W	38-10	Atlanta	65,424	
O-08	L	14-17	Washington	65,491	
O-15	W	33-14	at Arizona	38,293	
O-22	W	13-9	Chicago	65,553	
O-29	L	7-24	at NY Giants	78,087	
N-05	W	16-13	Dallas (OT)	65,636	
N-12	W	26-23	at Pittsburgh (OT)	56,702	
N-19	W	34-9	Arizona	65,356	
N-26	W	23-20	at Washington	83,284	
D-03	L	13-15	Tennessee	65,639	
D-10	W	35-24	at Cleveland	72,318	
D-24	W	16-7	Cincinnati	64,902	
NFC WILD CARD					
D-31	W	21-3	Tampa Bay	65,813	
NFC DIVISIONAL PLAYOFF					
J-07	L	10-20	at NY Giants	78,765	

TEAM STATS	EAGLES	OPP
Total First Downs	295	295
Rushing	88	105
Passing	182	159
Penalty	25	31
3rd Down: Made/Att	90/224	72/221
3rd Down Pct.	40.2	32.6
4th Down: Made/Att	7/11	14/24
4th Down Pct.	63.6	58.3
Possession Avg.	29:01	30:59
Total Net Yards	5006	4820
Avg. Per Game	312.9	301.3
Total Plays	1017	1055
Avg. Per Play	4.9	4.6
Net Yards Rushing	1882	1830
Avg. Per Game	117.6	114.4
Total Rushes	397	453
Net Yards Passing	3124	2990
Avg. Per Game	195.3	186.9
Sacked/Yards Lost	45/262	50/291
Gross Yards	3386	3281
Att./Completions	575/331	552/314
Completion Pct.	57.6	56.9
Had Intercepted	15	19
Punts/Average	86/42.3	87/40.4
Net Punting Avg.	86/36.0	87/35.0
Penalties/Yards	113/980	111/936
Fumbles/Ball Lost	22/14	27/12
Touchdowns	38	23
Rushing	13	10
Passing	21	11
Returns	4	2

Score By Periods	Q1	Q2	Q3	Q4	OT	Pts
Eagles	57	97	71	120	6	351
Opponents	34	70	40	101	0	245

Passing	Att	Cmp	Yds	Cmp%	Y/A	TD	TD%	Int	Int%	Lg	Sk/Lost	Rat
McNabb	569	330	3365	58.0	5.91	21	3.7	13	2.3	70t	45/262	77.8
Mitchell	4	1	21	25.0	5.25	0	0.0	0	0.0	21	0/0	49.0
Detmer	1	0	0	0.0	0.00	0	0.0	1	100.0	--	0/0	0.0
Small	1	0	0	0.0	0.00	0	0.0	1	100.0	--	0/0	0.0
Eagles	575	331	3386	57.6	5.89	21	3.7	15	2.6	70t	45/262	75.9
Opponents	552	314	3281	56.9	5.94	11	2.0	19	3.4	70t	50/291	66.6

Scoring	TD	Ru	Pa	Rt	PAT	FG	2Pt	Pts
Akers	0	0	0	0	34/36	29/33	0	121
C.Johnson	7	0	7	0			0	42
McNabb	6	6	0	0			0	36
Mitchell	5	2	1	2			0	30
Thomason	5	0	5	0			0	30
Autry	4	3	1	0			0	24
Small	3	0	3	0			1	20
Lewis	3	0	3	0			0	18
Warren LG	3	2	1	0			0	18
Brown	1	0	1	0			0	6
Caldwell	1	0	0	1			0	6
Pritchett	1	1	0	0			0	6
Staley	1	1	0	0			0	6
Trotter	1	0	0	1			0	6
Eagles	38	13	21	4	34/36	29/33	1	351
Opponents	23	10	11	2	21/21	28/33	1	245

2-Pt. Conversions: Eagles 1-2, Opponents 1-2

Rushing	No.	Yds	Avg	Lg	TD
McNabb	86	629	7.3	54	6
Staley	79	344	4.4	60	1
Autry	112	334	3.0	15	3
Warren LG	74	296	4.0	32t	2
Warren TM	15	42	2.8	11	0
Pritchett	58	225	3.9	16	1
Mitchell	25	187	7.5	85t	2
Martin	13	77	5.9	23	0
C.Johnson	5	18	3.6	15	0
Akers	1	15	15.0	15	0
Detmer	1	8	8.0	8	0
Lee	1	2	2.0	2	0
Small	1	1	1.0	1	0
Eagles	397	1882	4.7	85t	13
Opponents	453	1830	4.0	37	10

Receiving	No.	Yds	Avg	Lg	TD
Lewis	69	735	10.7	52	3
C.Johnson	56	642	11.5	59	7
Small	40	569	14.2	70t	3
Warren LG	32	303	9.5	76t	1
Warren TM	1	1	1.0	1	0
Martin	31	219	7.1	26	0
Staley	25	201	8.0	26	0
Pritchett	25	193	7.7	17	0
Autry	24	275	11.5	37	1
Mitchell	13	89	6.8	21	1
Broughton	12	104	8.7	21	0
Pinkston	10	181	18.1	45	0
Thomason	10	46	4.6	11	5
Brown	9	80	8.9	18	1
McNabb	2	5	2.5	3	0
Lee	1	20	20.0	20	0
D.Douglas	1	9	9.0	9	0
Miller	1	9	9.0	9	0
Van Dyke	1	8	8.0	8	0
Eagles	331	3386	10.2	70t	21
Opponents	314	3281	10.4	70t	11

INTs	No.	Yds	Avg	Lg	TD
Vincent	5	34	6.8	17	0
Dawkins	4	62	15.5	32	0
Taylor	3	64	21.3	38	0
Moore	2	24	12.0	20	0
Emmons	2	8	4.0	8	0
Trotter	1	27	27.0	27t	1
Caldwell	1	25	25.0	25t	1
H.Douglas	1	0	0.0	0	0
Harris	0	1	--	1	0
Eagles	19	255	13.4	38	2
Opponents	15	146	9.7	33	0

Sacks	No.	Yds	Avg	Lg	TD
H. Douglas	15.0				
Simon	9.5				
Mamula	5.5				
H. Thomas	4.0				
Grasmanis	3.5				
Whiting	3.5				
Trotter	3.0				
Dawkins	2.0				
Gardner	1.0				
Vincent	1.0				
Darling	0.5				
Emmons	0.5				
Eagles	50.0				
Opponents	45.0				

Sacks: H. Douglas 15.0, Simon 9.5, Mamula 5.5, H. Thomas 4.0, Grasmanis 3.5, Whiting 3.5, Trotter 3.0, Dawkins 2.0, Gardner 1.0, Vincent 1.0, Darling 0.5, Emmons 0.5, **Eagles 50.0, Opponents 45.0**

Punting	No.	Yds	Avg	Net	TB	Lg	B
Landeta	86	3635	42.3	36.0	8	60	0
Eagles	86	3635	42.3	36.0	8	60	0
Opponents	87	3516	40.4	35.0	7	52	0

Punt Returns	Ret	FC	Yds	Avg	Lg	TD
Mitchell	32	33	335	10.5	72t	1
Bostic	1	0	0	0.0	0	0
Eagles	33	33	335	10.2	72t	1
Opponents	47	18	375	8.0	70t	1

Kickoff Returns	No.	Yds	Avg	Lg	TD
Mitchell	47	1124	23.9	89t	1
D.Douglas	2	50	25.0	41	0
Broughton	1	20	20.0	20	0
Whiting	1	18	18.0	18	0
Pritchett	1	15	15.0	15	0
Thomason	1	10	10.0	10	0
Dawkins	1	2	2.0	2	0
Eagles	54	1239	22.9	89t	1
Opponents	72	1519	21.1	47	0

Field Goals	1-19	20-29	30-39	40-49	50+
Akers	1/1	6/6	14/15	7/10	1/1
Eagles	1/1	6/6	14/15	7/10	1/1
Opponents	0/0	9/9	9/11	8/11	2/2

Akers: (33G,37G) (33G,29G) (43G) () (39G,38G,19G) () (31G,29G) (51G,29G) (48N) (40N,34G,34G,32G) (26G,45G,38N,42G,42G) (38G,46G) (27G,33G,30G) (23G,40G) () (32G,45G,41N,33G)
Opponents: (34G,38G) (32G,36G,44G,23G) (40N,37G,38G) () (48G) (33N,42N,24G) () (25G,33G,40G) (31G) (48G,27G) (38G,52G,40G) (42G) (26G,20G,44N) (26G,42G,22G,44G,50G) (29G) (31N)



SCHEDULE & RESULTS (5-11)					
S-12	L	24-25	Arizona	64,113	
S-19	L	5-19	Tampa Bay	64,285	
S-26	L	0-26	at Buffalo	70,872	
O-03	L	15-16	at NY Giants	77,959	
O-10	W	13-10	Dallas	66,669	
O-17	W	20-16	at Chicago	66,944	
O-24	L	13-16	at Miami	73,975	
O-31	L	17-23	NY Giants (OT)	66,481	
N-07	L	7-33	at Carolina	62,569	
N-14	W	35-28	Washington	66,591	
N-21	L	17-44	Indianapolis	65,521	
N-28	L	17-20	at Washington (OT)	74,741	
D-05	L	17-21	at Arizona	46,550	
D-12	L	10-20	at Dallas	64,086	
D-19	W	24-9	New England	65,475	
J-02	W	38-31	St. Louis	60,700	

TEAM STATS	EAGLES	OPP
Total First Downs	218	328
Rushing	76	125
Passing	123	171
Penalty	19	32
3rd Down: Made/Att	74/238	88/233
3rd Down Pct.	31.1	37.8
4th Down: Made/Att	6/9	9/15
4th Down Pct.	66.7	60.0
Possession Avg.	27:03	32:57
Total Net Yards	3830	5462
Avg. Per Game	239.4	341.4
Total Plays	947	1124
Avg. Per Play	4.0	4.9
Net Yards Rushing	1746	2001
Avg. Per Game	109.1	125.1
Total Rushes	424	519
Net Yards Passing	2084	3461
Avg. Per Game	130.3	216.3
Sacked/Yards Lost	49/321	37/272
Gross Yards	2405	3733
Att./Completions	474/235	568/322
Completion Pct.	49.6	56.7
Had Intercepted	18	28
Punts/Average	108/41.9	73/41.2
Net Punting Avg.	108/35.1	73/35.9
Penalties/Yards	102/905	89/719
Fumbles/Ball Lost	33/21	38/18
Touchdowns	29	36
Rushing	5	12
Passing	18	22
Returns	6	2

Score By Periods	Q1	Q2	Q3	Q4	OT	Pts
Eagles	71	77	38	86	0	272
Opponents	100	107	70	71	9	357

Passing	Att	Cmp	Yds	Cmp%	Y/A
Pederson	227	119	1276	52.4	5.62
McNabb	216	106	948	49.1	4.39
Detmer	29	10	181	34.5	6.24
Small	2	0	0	0.0	0.00
Staley	0	0	0	---	---
Eagles	474	235	2405	49.6	5.07
Opponents	568	322	3733	56.7	6.57

Scoring	TD	Ru	Pa	Rt	PAT	FG	2Pt	Pts
N.Johnson	0	0	0	0	25/25	18/25	0	79
Staley	6	4	2	0			0	36
Broughton	4	0	4	0			0	24
Small	4	0	4	0			0	24
Lewis	3	0	3	0			0	18
Jells	2	0	2	0			0	12
Akers	0	0	0	0	2/2	3/6	0	11
C.Johnson (s)	1	0	1	0			0	8
Bieniemy	1	1	0	0			0	6
Brown	1	0	1	0			0	6
Dawkins	1	0	0	1			0	6
D. Douglas	1	0	1	0			0	6
A. Harris	1	0	0	1			0	6
Mamula	1	0	0	1			0	6
Rossum	1	0	0	1			0	6
Taylor	1	0	0	1			0	6
Whiting	1	0	0	1			0	6
McNabb	0	0	0	0			1	2
Weaver	0	0	0	0			1	2
Team (s)	0	0	0	0			0	2
Eagles	29	5	18	6	27/27	21/31	2	272
Opponents	36	12	22	2	33/33	36/45	0	357

2-Pt. Conversions: Eagles 2-2, Opponents 0-2

Rushing	No.	Yds	Avg	Lg	TD
Staley	325	1273	3.9	29	4
McNabb	47	313	6.7	27	0
Bieniemy	12	75	6.3	28	1
Pederson	20	33	1.7	19	0
Jam.Bostic	5	19	3.8	5	0
Watson	4	17	4.3	6	0
Turner	6	15	2.5	5	0
C. Martin	3	3	1.0	2	0
Detmer	2	-2	-2.0	-1	0
Eagles	424	1746	4.1	29	5
Opponents	519	2001	3.9	62t	12

Receiving	No.	Yds	Avg	Lg	TD
Small	49	655	13.4	84t	4
Staley	41	294	7.2	19	2
C.Johnson	34	414	12.2	36	1
Broughton	26	295	11.3	33	4
Brown	18	188	10.4	27	1
Weaver	11	91	8.3	14	0
C.Martin	11	22	2.0	9	0
Jells	10	180	18.0	57t	2
Turner	9	46	5.1	14	0
Lewis LG	8	88	11.0	21	3
Lewis TM	7	76	10.9	21	3
D.Douglas	8	79	9.9	29t	1
Jam.Bostic	5	8	1.6	7	0
Bieniemy	2	28	14.0	27	0
Finneran	2	21	10.5	11	0
T.Smith	1	14	14.0	14	0
McNabb	1	-6	-6.0	-6	0
Eagles	235	2405	10.2	84t	18
Opponents	322	3733	11.6	80t	22

TD	TD%	Int	Int%	Lg	Sk/Lost	Rat
7	3.1	9	4.0	84t	20/109	62.9
8	3.7	7	3.2	63t	28/204	60.1
3	10.3	2	6.9	50t	0/0	62.6
0	0.0	0	0.0	--	0/0	39.6
0	---	0	---	--	1/8	---
18	3.8	18	3.8	84t	49/321	61.4
22	3.9	28	4.9	80t	37/272	69.1

INTs	No.	Yds	Avg	Lg	TD
Vincent	7	91	13.0	35	0
A. Harris	4	151	37.8	84	1
Dawkins	4	127	31.8	67t	1
Taylor	4	59	14.8	28	1
Trotter	2	30	15.0	30	0
Mamula	1	41	41.0	41t	1
Darling	1	33	33.0	33	0
Cook	1	29	29.0	29	0
Moore	1	28	28.0	28	0
Whiting	1	22	22.0	22t	1
Caldwell	1	12	12.0	12	0
Hauck	1	2	2.0	2	0
Eagles	28	625	22.3	84	5
Opponents	18	266	14.8	78t	2

Sacks: Mamula 8.5, Jefferson 4.0, Reese 3.0, T.Williams 3.0, W.Thomas 2.5, Trotter 2.5, H.Douglas 2.0, S.Martin 2.0, Dawkins 1.5, Caldwell 1.0, Cook 1.0, B. Johnson 1.0, H.Thomas 1.0, Vincent 1.0, Whiting 1.0, Team 37.0, Opponents 49.0

Punting	No.	Yds	Avg	Net	TB	Lg	B
Landeta	107	4524	42.3	35.1	12	60	1
Eagles	108	4524	41.9	35.1	12	60	1
Opponents	73	3011	41.2	35.9	7	63	0

Punt Returns	Ret	FC	Yds	Avg	Lg	TD
Rossum	28	17	250	8.9	39	0
C.Johnson	1	0	0	0.0	0	0
Brown	0	1	0	--	--	0
Eagles	29	18	250	8.6	39	0
Opponents	59	16	490	8.3	32	0

Kickoff Returns	No.	Yds	Avg	Lg	TD
Rossum	54	1347	24.9	89t	1
Bieniemy	10	210	21.0	30	0
Whiting	3	49	16.3	21	0
Broughton	1	5	5.0	5	0
E.Smith	1	1	1.0	1	0
Eagles	69	1612	23.4	89t	1
Opponents	57	1305	22.9	48	0

Field Goals	1-19	20-29	30-39	40-49	50+
N.Johnson	0/0	8/9	5/8	5/6	0/2
Akers	0/0	0/0	0/0	2/3	1/3
Eagles	0/0	8/9	5/8	7/9	1/5
Opponents	1/1	12/13	12/15	9/11	2/5

N.Johnson: (25G) (39G,26N,50N) (50N) (26G,3G) (48G,31G) (28G,27G) (44G,42N) (28G,33B) () (49G, 29G,32N,20G,30G) () (34G) (29G) (44G) (43G) (39N) () () () () () () (53G) (59N) () () (48G) (47N) () () (51N) (46G)

Opponents: (31G,25G,32G,31G) (51G,24G) (24G,29G,19G,36G,49N) (35G,25G,23G) (42G,50N) (46G,40G, 32N,41G)(37G,37G,54G) (28G,34N) (38G,28G,33G,22G) (50N) (45G,29G,34G) (43G,28N,27G) () (49N,30G, 34G,33N) (23G,43G,56N,46G) (47G)



SCHEDULE & RESULTS (3-13)					
S-06	L	0-38	Seattle	66,418	
S-13	L	12-17	at Atlanta	46,456	
S-20	L	3-17	at Arizona	36,717	
S-27	L	21-24	Kansas City	66,675	
O-04	L	16-41	at Denver	73,218	
O-11	W	17-12	Washington	66,183	
O-18	L	10-13	at San Diego	56,967	
N-02	L	0-34	Dallas	67,002	
N-08	W	10-9	Detroit	66,785	
N-15	L	3-28	at Washington	67,704	
N-22	L	0-20	at NY Giants	65,763	
N-29	L	16-24	at Green Bay	59,862	
D-03	W	17-14	St. Louis	66,155	
D-13	L	17-20	Arizona (OT)	62,176	
D-20	L	9-13	at Dallas	62,722	
D-27	L	10-20	NY Giants	66,596	

TEAM STATS	EAGLES	OPP
Total First Downs	259	286
Rushing	86	125
Passing	141	133
Penalty	32	28
3rd Down: Made/Att	80/240	85/230
3rd Down Pct.	33.3	37.0
4th Down: Made/Att	7/23	7/12
4th Down Pct.	30.4	58.3
Possession Avg.	29:24	30:36
Total Net Yards	4188	5136
Avg. Per Game	261.8	321.0
Total Plays	1017	1019
Avg. Per Play	4.1	5.0
Net Yards Rushing	1775	2416
Avg. Per Game	110.9	151.0
Total Rushes	427	528
Net Yards Passing	2413	2720
Avg. Per Game	150.8	170.0
Sacked/Yards Lost	56/317	42/281
Gross Yards	2730	3001
Att./Completions	534/282	449/249
Completion Pct.	52.8	55.5
Had Intercepted	18	9
Punts/Average	104/41.7	85/42.5
Net Punting Avg.	104/34.9	85/37.3
Penalties/Yards	102/852	113/904
Fumbles/Ball Lost	20/8	20/8
Touchdowns	17	39
Rushing	10	18
Passing	7	18
Returns	0	3
Score By Periods	Q1 Q2 Q3 Q4 OT Pts	
Eagles	33 47 24 57 0	161
Opponents	85 53 94 109 3	344

Passing	Att	Cmp	Yds	Cmp%	Y/A
Hoying	224	114	961	50.9	4.29
Detmer	181	97	1011	53.6	5.59
Peete	129	71	758	55.0	5.88
Eagles	534	282	2730	52.8	5.11
Opponents	449	249	3001	55.5	6.68

Scoring	TD	Ru	Pa	Rt	PAT	FG	2Pt	Pts
Boniol	0	0	0	0	15-17	14-21	0	57
Staley	6	5	1	0			0	36
Garner	4	4	0	0			0	24
Fryar	2	0	2	0			0	12
Graham	2	0	2	0			0	12
Peete	1	1	0	0			0	6
Sinceno	1	0	1	0			0	6
Solomon	1	0	1	0			0	6
Thomas (s)	0	0	0	0			0	2
Eagles	17	10	7	0	15-17	14-21	0	161
Opponents	39	18	18	3	36-37	24-32	1	344

2-Pt. Conversions: Eagles 0-0, Opponents 1-2

Rushing	No.	Yds	Avg	Lg	TD
Staley	258	1065	4.1	64t	5
Garner	96	381	4.0	40	4
Turner	20	94	4.7	19	0
Hoying	22	84	3.8	11	0
Walker	12	55	4.6	20	0
Fryar	3	46	15.3	32	0
Peete	5	30	6.0	19t	1
Detmer	7	20	2.9	8	0
Jells	2	9	4.5	13	0
Hankton	1	-4	-4.0	-4	0
Dunn	1	-5	-5.0	-5	0
Eagles	427	1775	4.2	64t	10
Opponents	528	2416	4.6	64	18

Receiving	No.	Yds	Avg	Lg	TD
Staley	57	432	7.6	33	1
Fryar	48	556	11.6	61t	2
Graham	47	600	12.8	45	2
Turner	34	232	6.8	18	0
Solomon	21	193	9.2	20	1
Garner	19	110	5.8	21	0
Copeland TM	18	221	12.3	20	0
Dunn	18	132	7.3	21	0
Fontenot	8	90	11.3	19	0
Sinceno	3	42	14.0	22	1
Jells	2	53	26.5	37	0
Walker	2	35	17.5	33	0
J.Johnson	2	14	7.0	9	0
Jordan	2	9	4.5	8	0
Miller	1	11	11.0	11	0
Eagles	282	2730	9.7	61t	7
Opponents	249	3001	12.1	59	18

TD	TD%	Int	Int%	Lg	Sk/Lost	Rat
0	0.0	9	4.0	38	35/185	45.6
5	2.8	5	2.8	61t	5/29	67.7
2	1.6	4	3.1	25	16/103	64.7
7	1.3	18	3.4	61t	56/317	57.7
18	4.0	9	2.0	59	42/281	81.2

INTs	No.	Yds	Avg	Lg	TD
Dawkins	2	39	19.5	30	0
Vincent	2	29	14.5	29	0
Zordich	2	18	9.0	14	0
Caldwell	1	33	33.0	33	0
W.Thomas	1	21	21.0	21	0
McTyer	1	18	18.0	18	0
Eagles	9	158	17.6	33	0
Opponents	18	319	17.7	70t	2

Sacks: Douglas 12.5, Wallace 6.0, H. Thomas 5.0, Jefferson 4.0, B. Johnson 2.5, Darling 2.0, W. Thomas 2.0, Whiting 1.5, Caldwell 1.0, Dawkins 1.0, J. Harris 1.0, Martin LG 1.0, Martin TM 1.0, Rossum 1.0, Vincent 1.0, McTyer 0.5, **Eagles 42.0, Opponents 56.0**

Punting	No.	Yds	Avg	Net	TB	Lg	B
Hutton	104	4339	41.7	34.9	10	61	0
Eagles	104	4339	41.7	34.9	10	61	0
Opponents	85	3616	42.5	37.3	8	71	1

Punt Returns	Ret	FC	Yds	Avg	Lg	TD
Rossum	22	7	187	8.5	25	0
Solomon	11	12	100	9.1	40	0
A.Harris	1	0	-2	-2.0	-2	0
Eagles	34	19	285	8.4	40	0
Opponents	61	9	511	8.4	69t	1

Kickoff Returns	No.	Yds	Avg	Lg	TD
Staley	258	1065	4.1	64t	5
Garner	96	381	4.0	40	4
Turner	20	94	4.7	19	0
Hoying	22	84	3.8	11	0
Walker	12	55	4.6	20	0
Fryar	3	46	15.3	32	0
Peete	5	30	6.0	19t	1
Detmer	7	20	2.9	8	0
Jells	2	9	4.5	13	0
Hankton	1	-4	-4.0	-4	0
Dunn	1	-5	-5.0	-5	0
Eagles	427	1775	4.2	64t	10
Opponents	528	2416	4.6	64	18

Field Goals	1-19	20-29	30-39	40-49	50+
Boniol	3/3	3/3	4/5	3/9	1/1
Eagles	3/3	3/3	4/5	3/9	1/1
Opponents	0/0	7/7	6/8	11/13	0/4

Boniol: () (45N,24G,42G) (29G) () (44G,48N) (42N,35G) () (39G) (19G) (44N) (34G) (50G,46B) (19G,33N) (21G,48N,41G,39G) (19G)
Opponents: (42G) (23G) (52N,47G) (40N,21G) () (47N, 46G,34G) (23G,26G) (33G,25G) (41G,48G, 35G,58N) (32N) (40G,49G) (33G) (46G,20G,52N) (28G,34N,32G) (51N,42G,41G) (43G,33G)



SCHEDULE & RESULTS (6-9-1)					
A-31	L	17-31	at NY Giants	70,296	
S-07	W	10-9	Green Bay	66,803	
S-15	L	20-21	at Dallas	63,942	
S-28	L	19-28	at Minnesota	55,149	
O-05	W	24-10	Washington	67,008	
O-12	L	21-38	at Jacksonville	69,150	
O-19	W	13-10	Arizona (OT)	66,860	
O-26	W	13-12	Dallas	67,106	
N-02	L	21-31	at Arizona	39,549	
N-10	L	12-24	San Francisco	67,133	
N-16	T	10-10	at Baltimore (OT)	63,546	
N-23	W	23-20	Pittsburgh	67,166	
N-30	W	44-42	Cincinnati	66,623	
D-07	L	21-31	NY Giants	67,084	
D-14	L	17-20	at Atlanta	42,866	
D-21	L	32-35	at Washington	75,939	

TEAM STATS	EAGLES	OPP
Total First Downs	326	286
Rushing	105	115
Passing	203	150
Penalty	18	21
3rd Down: Made/Att	90/242	80/217
3rd Down Pct.	37.2	36.9
4th Down: Made/Att	14/22	8/14
4th Down Pct.	63.6	57.1
Possession Avg.	31:09	28:51
Total Net Yards	5590	4932
Avg. Per Game	349.4	308.3
Total Plays	1116	1009
Avg. Per Play	5.0	4.9
Net Yards Rushing	1943	2009
Avg. Per Game	121.4	125.6
Total Rushes	465	476
Net Yards Passing	3647	2923
Avg. Per Game	227.9	182.7
Sacked/Yards Lost	64/362	43/278
Gross Yards	4009	3201
Att./Completions	587/330	490/259
Completion Pct.	56.2	52.9
Had Intercepted	16	14
Punts/Average	88/41.6	87/41.4
Net Punting Avg.	88/34.6	87/36.0
Penalties/Yards	104/866	86/708
Fumbles/Ball Lost	35/16	25/12
Touchdowns	36	43
Rushing	11	16
Passing	22	20
Returns	3	7

Score By Periods	Q1	Q2	Q3	Q4	OT	Pts
Eagles	75	71	59	109	3	317
Opponents	100	90	68	114	0	372

Passing	Att	Cmp	Yds	Cmp%	Y/A
T. Detmer	244	134	1567	54.9	6.42
Hoying	225	128	1573	56.9	6.99
Peete	118	68	869	57.6	7.36
Eagles	587	330	4009	56.2	6.83
Opponents	490	259	3201	52.9	6.53

Scoring	TD	Ru	Pa	Rt	PAT	FG	2Pt	Pts
Boniol	0	0	0	0	33/33	22/31	0	99
Watters	7	7	0	0			0	42
Fryar	6	0	6	0			0	36
Lewis	4	0	4	0			0	24
Solomon	3	0	3	0			1	20
Garner	3	3	0	0			0	18
Turner	3	0	3	0			0	18
Dunn	2	0	2	0			0	12
Timpson	2	0	2	0			0	12
Clark	1	0	0	1			0	6
Dawkins	1	0	0	1			0	6
T.Detmer	1	1	0	0			0	6
Johnson	1	0	1	0			0	6
Seay	1	0	1	0			0	6
W.Thomas	1	0	0	1			0	6
Eagles	36	11	22	3	33/33	22/31	1	317
Opponents	43	16	20	7	42/42	24/33	0	372

2-Pt. Conversions: Eagles 1-3, Opponents 0-1

Rushing	No.	Yds	Avg	Lg	TD
Watters	285	1110	3.9	28	7
Garner	116	547	4.7	26	3
Turner	18	96	5.3	29	0
Hoying	16	78	4.9	30	0
T. Detmer	14	46	3.3	14	1
Peete	8	37	4.6	16	0
Staley	7	29	4.1	12	0
Hutton	1	0	0.0	0	0
Eagles	465	1943	4.2	30	11
Opponents	476	2009	4.2	53	16

Receiving	No.	Yds	Avg	Lg	TD
Fryar	86	1316	15.3	72t	6
Turner	48	443	9.2	36	3
Watters	48	440	9.2	37	0
Timpson	42	484	11.5	26	2
Solomon	29	455	15.7	56	3
Garner	24	225	9.4	27	0
Johnson	14	177	12.6	28	1
Seay	13	187	14.4	38	1
Lewis	12	94	7.8	17	4
Dunn	7	93	13.3	31t	2
C. Jones	5	73	14.6	32	0
Staley	2	22	11.0	22	0
Eagles	330	4009	12.1	72t	22
Opponents	259	3201	12.4	62	20

TD	TD%	Int	Int%	Lg	Sk/Lost	Rat
7	2.9	6	2.5	57	19/94	73.9
11	4.9	6	2.7	72t	28/183	83.8
4	3.4	4	3.4	38	17/85	78.0
22	3.7	16	2.7	72t	64/362	78.5
20	4.1	14	2.9	62	43/278	75.1

INTs	No.	Yds	Avg	Lg	TD
Dawkins	3	76	25.3	64t	1
Vincent	3	14	4.7	14	0
Dimry	2	25	12.5	25	0
W. Thomas	2	11	5.5	11	0
Hall	1	39	39.0	39	0
Zordich	1	21	21.0	21	0
Stevens	1	0	0.0	0	0
Willis	1	0	0.0	0	0
Eagles	14	186	13.3	64t	1
Opponents	16	425	26.6	95t	4

Sacks: Hall 8.0, W. Thomas 5.0, Dent 4.5, Mamula 4.0, Jefferson 3.0, J. Jones 2.5, H. Thomas 2.5, Taylor 2.0, Willis 2.0, Zordich 2.0, Conner 1.5, Farmer 1.0, Harris 1.0, Jasper 1.0, Smith 1.0

Punting	No.	Yds	Avg	Net	TB	Lg	B
Hutton	87	3660	42.1	34.6	5	61	1
Eagles	88	3660	41.6	34.6	5	61	1
Opponents	87	3603	41.4	36.0	12	62	0

Punt Returns	Ret	FC	Yds	Avg	Lg	TD
Gray LG	19	15	161	8.5	30	0
Gray TM	2	5	17	8.5	11	0
Seay	16	8	172	10.8	42	0
Solomon	10	7	55	5.5	14	0
Wyatt	2	1	-2	-1.0	0	0
Vincent	1	0	-8	-8.0	-8	0
Eagles	31	21	234	7.5	42	0
Opponents	48	9	515	10.7	73t	1

Kickoff Returns	No.	Yds	Avg	Lg	TD
Staley	47	1139	24.2	57	0
Gray LG	9	193	21.4	33	0
Gray TM	1	8	8.0	8	0
Witherspoon	9	171	19.0	28	0
Johnson	3	22	7.3	15	0
Turner	3	48	16.0	22	0
Dunn	2	32	16.0	16	0
Wyatt	2	50	25.0	30	0
Clark	1	39	39.0	39t	1
Lewis	1	11	11.0	11	0
Eagles	69	1520	22.0	57	1
Opponents	66	1548	23.5	84	0

Field Goals	1-19	20-29	30-39	40-49	50+
Boniol	0/0	7/7	11/12	4/11	0/1
Eagles	0/0	7/7	11/12	4/11	0/1
Opponents	2/2	10/11	6/6	6/11	0/3

Boniol: (48G) (48N,32G) (49G,45N,44G) (47G, 26G) (34G) (43N) (40N,38G,24G) (52N,47N,29G, 37G) (37N) (28G,34G) (33G,40N) (23G,35G,25G) (33G,25G,31G) (48N) (39G) (33G)

Opponents: (44N,39G)(22G,18G,27G,28N) (46G,48G,25G,23G,22G) () (37G) (38G) (40N, 23G) (26G,24G,35G,43G) (51N,45G,48N) (31G, 43N) (23G,53N) (46G,40G) () (50N,19G) (42N, 21G,33G) ()



SCHEDULE & RESULTS (10-6)					
S-01	W	17-14	at Washington	53,415	
S-09	L	13-39	at Green Bay	60,666	
S-15	W	24-17	Detroit	66,007	
S-22	W	33-18	at Atlanta	40,107	
S-30	L	19-23	Dallas	67,201	
O-13	W	19-10	at NY Giants	72,729	
O-20	W	35-28	Miami	66,240	
O-27	W	20- 9	Carolina	65,982	
N-03	W	31-21	at Dallas	64,952	
N-10	L	17-24	Buffalo	66,613	
N-17	L	21-26	Washington	66,834	
N-24	L	30-36	at Arizona	36,175	
D-01	W	24- 0	NY Giants	51,468	
D-05	L	10-37	at Indianapolis	52,689	
D-14	W	21-20	at NY Jets	29,178	
D-22	W	29-19	Arizona	63,658	
NFC WILD CARD					
D-29	L	0-14	at San Francisco	56,460	

TEAM STATS	EAGLES	OPP
Total First Downs	319	264
Rushing	107	87
Passing	196	150
Penalty	16	27
3rd Down: Made/Att	83/219	84/215
3rd Down Pct.	37.9	39.1
4th Down: Made/Att	6/15	5/14
4th Down Pct.	40.0	35.7
Possession Avg.	32:12	27:48
Total Net Yards	5627	4562
Avg. Per Game	351.7	285.1
Total Plays	1076	961
Avg. Per Play	5.2	4.7
Net Yards Rushing	1882	1583
Avg. Per Game	117.6	98.9
Total Rushes	489	421
Net Yards Passing	3745	2979
Avg. Per Game	234.1	186.2
Sacked/Yards Lost	39/234	40/264
Gross Yards	3979	3243
Att./Completions	548/328	500/271
Completion Pct.	59.9	54.2
Had Intercepted	18	19
Punts/Average	74/42.0	74/44.4
Net Punting Avg.	74/35.1	74/37.5
Penalties/Yards	117/963	99/710
Fumbles/Ball Lost	24/14	26/12
Touchdowns	41	35
Rushing	16	12
Passing	19	18
Returns	6	5

Score By Periods	Q1	Q2	Q3	Q4	OT	Pts
Eagles	98	88	64	113	0	363
Opponents	64	119	73	85	0	341

Passing	Att	Cmp	Yds	Cmp%	Y/A	TD	TD%	Int	Int%	Lg	Sk/Lost	Rat
Detmer	401	238	2911	59.4	7.26	15	3.7	13	3.2	42	27/171	80.8
Peete	134	80	992	59.7	7.40	3	2.2	5	3.7	62	11/53	74.6
Rypien	13	10	76	76.9	5.85	1	7.7	0	0.0	16	0/0	116.2
Hoying	0	0	0	---	---	0	---	0	---	---	1/10	---
Eagles	548	328	3979	59.9	7.26	19	3.5	18	3.3	62	39/234	80.1
Opponents	500	271	3243	54.2	6.49	18	3.6	19	3.8	67	40/264	70.4

Scoring	TD	Ru	Pa	Rt	PAT	FG	2Pt	Pts
Anderson	0	0	0	0	40/40	25/29	0	115
Watters	13	13	0	0			0	78
Fryar	11	0	11	0			0	66
Jones	5	0	5	0			0	30
Dunn	2	0	2	0			0	12
Witherspoon	2	0	0	2			0	12
Detmer	1	1	0	0			0	6
Garner	1	1	0	0			0	6
Hall	1	0	0	1			0	6
Mamula	1	0	0	1			0	6
Peete	1	1	0	0			0	6
W.Thomas	1	0	0	1			0	6
Turner	1	0	1	0			0	6
Vincent	1	0	0	1			0	6
Team (s)	0	0	0	0			0	2
Eagles	41	16	19	6	40/40	25/29	0	363
Opponents	35	12	18	5	30/32	31/36	3	341

2-Pt. Conversions: Eagles 0-1, Opponents 3-3

Rushing	No.	Yds	Avg	Lg	TD
Watters	353	1411	4.0	56t	13
Garner	66	346	5.2	46	1
Detmer	31	59	1.9	9	1
Turner	18	39	2.2	7	0
Peete	20	31	1.6	11	1
Fryar	1	-4	-4.0	-4	0
Eagles	489	1882	3.8	56t	16
Opponents	421	1583	3.8	49t	12

Receiving	No.	Yds	Avg	Lg	TD
Fryar	88	1195	13.6	42	11
Jones	70	859	12.3	38	5
Watters	51	444	8.7	36	0
Turner	43	409	9.5	41	1
Seay	19	260	13.7	35	0
Dunn	15	332	22.1	58	2
Williams LG	15	93	6.2	19	1
Williams TM	2	8	4.0	4	0
Garner	14	92	6.6	13	0
Solomon	8	125	15.6	23	0
West	8	91	11.4	29	0
J.Johnson	7	127	18.1	31	0
Ingram	2	33	16.5	20	0
McIntyre	1	4	4.0	4	0
Eagles	328	3979	12.1	62	19
Opponents	271	3243	12.0	67	18

INTs	No.	Yds	Avg	Lg	TD
Zordich	4	54	13.5	28	0
Vincent	3	144	48.0	90t	1
W.Thomas	3	47	15.7	37	0
Dawkins	3	41	13.7	30	0
Taylor	3	-1	-0.3	0	0
Willis	1	14	14.0	14	0
J.Fuller	1	4	4.0	4	0
Farmer	1	0	0.0	0	0
Eagles	19	303	15.9	104t	1
Opponents	18	265	14.7	65t	3

Sacks: Fuller 13.0, Mamula 8.0, W. Thomas 5.5, Hall 4.5, Jefferson 2.5, Dawkins 1.0, Farmer 1.0, Harmon 1.0, K. Johnson 1.0, Taylor 1.0, H. Thomas 1.0, Griffin 0.5, **Eagles 40.0, Opponents 39.0**

Punting	No.	Yds	Avg	Net	TB	Lg	B
Hutton	73	3107	42.6	35.1	9	60	1
Eagles	74	3107	42.0	35.1	9	60	1
Opponents	74	3287	44.4	37.5	9	61	0

Punt Returns	Ret	FC	Yds	Avg	Lg	TD
Seay	35	14	305	8.7	56	0
Solomon	5	3	27	5.4	9	0
Vincent	0	0	-2	--	-2	0
Eagles	40	17	330	8.3	56	0
Opponents	36	12	330	9.2	65t	1

Kickoff Returns	No.	Yds	Avg	Lg	TD
Witherspoon	53	1271	24.0	97t	2
Garner	6	117	19.5	28	0
Seay	4	51	12.8	22	0
Brooks	1	0	0.0	0	0
Eagles	64	1439	22.5	97t	2
Opponents	73	1715	23.5	86	0

Field Goals	1-19	20-29	30-39	40-49	50+
Anderson	0/0	10/11	8/9	7/9	0/0
Eagles	0/0	10/11	8/9	7/9	0/0
Opponents	1/1	8/8	13/15	7/8	2/4

Anderson: (26G) () (38N,39G) (28G,33G,39G, 25G) (46G,29B) (39G,46G,45G,29G) () (46G, 21G) (30G) (23G) () (44G,25G,32G) (44G,44N) (31G) (48N) (23G,22G,43G,26G,39G)
Opponents: (53N) (29G,44G,38G) (51G) (43G) (46G,30G,21G) (39G) (37G,39G) (51N,47G,39G, 29G) (19G,37G) (38G) (37G,22G,30G,33G) (21G, 31B,36G,27G) () (30G,42G,51G) (27G,48N,29G) (41G,41G,38N)



SCHEDULE & RESULTS (10-6)					
S-03	L	6-21	Tampa Bay	66,266	
S-10	W	31-19	at Arizona	45,004	
S-17	L	21-27	San Diego	63,081	
S-24	L	17-48	at Oakland	48,875	
O-01	W	15-10	at New Orleans	43,938	
O-08	W	37-34	Washington (OT)	65,498	
O-15	W	17-14	at NY Giants	74,252	
O-29	W	20-9	St. Louis	62,172	
N-06	L	12-34	at Dallas	64,876	
N-12	W	31-13	Denver	60,842	
N-19	W	28-19	NY Giants	63,562	
N-26	W	14-7	at Washington	50,539	
D-03	L	14-26	at Seattle	39,893	
D-10	W	20-17	Dallas	66,198	
D-17	W	21-20	Arizona	62,076	
D-24	L	14-20	at Chicago	52,391	
NFC WILD CARD					
D-30	W	58-37	Detroit	66,492	
NFC DIVISIONAL PLAYOFF					
J-07	L	11-30	at Dallas	64,371	

TEAM STATS	EAGLES	OPP				
Total First Downs	290	281				
Rushing	126	102				
Passing	145	154				
Penalty	19	25				
3rd Down: Made/Att	89/233	84/220				
3rd Down Pct.	38.2	38.2				
4th Down: Made/Att	10/17	12/17				
4th Down Pct.	58.8	70.6				
Possession Avg.	30:26	29:34				
Total Net Yards	4807	4638				
Avg. Per Game	300.4	289.9				
Total Plays	1050	1013				
Avg. Per Play	4.6	4.6				
Net Yards Rushing	2121	1822				
Avg. Per Game	132.6	113.9				
Total Rushes	508	466				
Net Yards Passing	2686	2816				
Avg. Per Game	167.9	176.0				
Sacked/Yards Lost	46/245	48/305				
Gross Yards	2931	3121				
Att./Completions	496/284	499/268				
Completion Pct.	57.3	53.7				
Had Intercepted	19	19				
Punts/Average	86/42.8	74/41.3				
Net Punting Avg.	86/33.7	74/35.2				
Penalties/Yards	112/838	87/727				
Fumbles/Ball Lost	31/17	30/19				
Touchdowns	36	39				
Rushing	19	14				
Passing	11	14				
Returns	6	8				
Score By Periods						
	Q1	Q2	Q3	Q4	OT	Pts
Eagles	83	99	55	78	3	318
Opponents	71	101	59	107	3	338

Passing	Att	Cmp	Yds	Cmp%	Y/A	TD	TD%	Int	Int%	Lg	Sk/Lost	Rat
Peete	375	215	2326	57.3	6.20	8	2.1	14	3.7	37t	33/166	67.3
Cunningham	121	69	605	57.0	5.00	3	2.5	5	4.1	33	13/79	61.5
Eagles	496	284	2931	57.3	5.91	11	2.2	19	3.8	37t	46/245	65.9
Opponents	499	268	3121	53.7	6.25	14	2.8	19	3.8	64t	48/305	66.4

Scoring	TD	Ru	Pa	Rt	PAT	FG	2Pt	Pts
Anderson	0	0	0	0	32-33	22-30	0	98
Watters	12	11	1	0			0	72
Garner	6	6	0	0			0	36
Barnett	5	0	5	0			1	32
C.Williams	2	0	2	0			1	14
R. Johnson	2	0	2	0			0	14
Henderson	1	0	0	1			0	6
Jackson	1	0	0	1			0	6
K.Johnson	1	0	0	1			0	6
McCrary	1	1	0	0			0	6
Peete	1	1	0	0			0	6
Thomas	1	0	0	1			0	6
West	1	0	1	0			0	6
Witherspoon	1	0	0	1			0	6
Zordich	1	0	0	1			0	6
Eagles	36	19	11	6	32-33	22-30	2	318
Opponents	36	14	14	8	32-32	28-37	2	338

2-Pt. Conversions: Eagles 2-3, Opponents 2-4

Rushing	No.	Yds	Avg	Lg	TD
Watters	337	1273	3.8	57	11
Garner	108	588	5.4	55t	6
Peete	32	147	4.6	18	1
Cunningham	21	98	4.7	20	0
Turner	2	9	4.5	12	0
Witherspoon	2	7	3.5	5	0
McCrary	3	1	0.3	1t	1
Hutton	1	0	0.0	0	0
Saxon	1	0	0.0	0	0
C.Williams	1	-2	-2.0	-2	0
Eagles	508	2121	4.2	57	19
Opponents	466	1822	3.9	44t	14

Receiving	No.	Yds	Avg	Lg	TD
C. Williams	63	768	12.2	37t	2
Watters	62	434	7.0	24	1
Barnett	48	585	12.2	33	5
Carpenter	29	318	11.0	29	0
West	20	190	9.5	26	1
Martin	17	206	12.1	22	0
Garner	10	61	6.1	29	0
McCrary	9	60	6.7	11	0
Monk	6	114	19.0	36	0
J. Johnson	6	37	6.2	9	0
R. Johnson	5	68	13.6	33	2
Jones	5	61	12.2	17	0
Turner	4	29	7.3	11	0
Eagles	284	2931	10.3	37t	11
Opponents	268	3121	11.6	64t	14

INTs	No.	Yds	Avg	Lg	TD
Thomas	7	104	14.9	37t	1
McMillian	3	27	9.0	19	0
Taylor	2	52	26.0	35	0
Romanowski	2	5	2.5	7	0
Gouveia	1	20	20.0	20	0
Jackson	1	18	18.0	18	0
Zordich	1	10	10.0	10	0
Frazier	1	3	3.0	3	0
Wilburn	1	0	0.0	0	0
Eagles	19	239	12.6	37t	1
Opponents	19	240	12.6	65t	2

Sacks: Fuller 13.0, Harmon 11.0, K. Johnson 6.0, Mamula 5.5, Stubbs 5.5, Thomas 2.0, Woodard 1.5, Hall 1.0, Romanowski 1.0, Zordich 1.0, Gunn 0.5, Eagles 48.0, Opponents 46.0

Punting	No.	Yds	Avg	Net	TB	Lg	B
Hutton	85	3682	43.3	33.7	13	63	1
Eagles	86	3682	42.8	33.7	13	63	1
Opponents	74	3055	41.3	35.2	8	63	0

Punt Returns	Ret	FC	Yds	Avg	Lg	TD
Martin	17	10	214	12.6	38	0
Carpenter	12	6	79	6.6	22	0
Eagles	29	16	293	10.1	38	0
Opponents	38	17	527	13.9	88t	2

Kickoff Returns	No.	Yds	Avg	Lg	TD
Garner	29	590	20.3	41	0
Martin	20	388	19.4	38	0
Witherspoon	18	459	25.5	86t	1
Jones	2	46	23.0	26	0
Saxon	1	3	3.0	3	0
McCrary	1	1	1.0	1	0
Eagles	71	1487	20.9	86t	1
Opponents	61	1576	25.8	70	0

Field Goals	1-19	20-29	30-39	40-49	50+
Anderson	0/0	5/5	9/10	8/12	0/3
Eagles	0/0	5/5	9/10	8/12	0/3
Opponents	0/0	10/10	11/14	7/11	0/2

Anderson: (21G,28G) (51N,43G) (43N) (30G, 56N) (20G,43G,36G,37G,42G) (40G,43G,35G) (45N,40G) (20G,36G) (36G,37G) (52N,39G) () (41N) (32N) (42G,27G,38G,42G) (48B) ()
Opponents: () (21G,29G) (35G,21G) (35G,28G) (34G) (36G,47N,46G) (20G,21G) (62N,32N,29G) (42G,37G) (44G,48G) (37N,44G) (42N,50N) (47G,35G,37G,45G) (21G) (37G,35G,37G,35G, 47N) (40N,27G,28G,37N)



SCHEDULE & RESULTS (7-9)					
S-04	L	23-28	at NY Giants	76,130	
S-12	W	30-22	Chicago	64,890	
S-18	W	13-7	Green Bay	63,922	
O-02	W	40-8	at San Francisco	64,843	
O-09	W	21-17	Washington	63,947	
O-16	L	13-24	at Dallas	64,703	
O-24	W	21-6	Houston	65,233	
O-30	W	31-29	at Washington	53,530	
N-06	W	17-7	Arizona	64,952	
N-13	L	7-26	Cleveland	65,233	
N-20	L	6-12	at Arizona	62,779	
N-27	L	21-28	at Atlanta	60,008	
D-04	L	19-31	Dallas	65,974	
D-11	L	3-14	at Pittsburgh	55,474	
D-18	L	13-16	NY Giants	64,540	
D-24	L	30-33	at Cincinnati	39,923	

TEAM STATS	EAGLES	OPP
Total First Downs	293	275
Rushing	103	94
Passing	168	151
Penalty	22	30
3rd Down: Made/Att	101/243	78/214
3rd Down Pct.	41.6	36.4
4th Down: Made/Att	6/17	4/9
4th Down Pct.	35.3	44.4
Possession Avg.	30:47	29:13
Total Net Yards	5125	4710
Avg. Per Game	320.3	294.4
Total Plays	1046	981
Avg. Per Play	4.9	4.8
Net Yards Rushing	1761	1616
Avg. Per Game	110.1	101.0
Total Rushes	432	449
Net Yards Passing	3364	3094
Avg. Per Game	210.3	193.4
Sacked/Yards Lost	48/372	42/265
Gross Yards	3736	3359
Att./Completions	566/316	490/251
Completion Pct.	55.8	51.2
Had Intercepted	14	21
Punts/Average	92/40.5	90/39.7
Net Punting Avg.	92/35.4	90/32.8
Penalties/Yards	138/1107	98/844
Fumbles/Ball Lost	23/12	29/14
Touchdowns	35	33
Rushing	14	11
Passing	18	20
Returns	3	2

Score By Periods	Q1	Q2	Q3	Q4	OT	Pts
Eagles	48	106	81	73	0	308
Opponents	65	73	65	105	0	308

Passing	Att	Cmp	Yds	Cmp%	Y/A
Cunningham	490	265	3229	54.1	6.59
Brister	76	51	507	67.1	6.67
Eagles	566	316	3736	55.8	6.60
Opponents	490	251	3359	51.2	6.86

Scoring	TD	Ru	Pa	Rt	PAT	FG	2Pt	Pts
Murray	0	0	0	0	33-33	21-25	0	96
Walker	8	5	2	1			0	48
Barnett	5	0	5	0			0	30
Bavaro	3	0	3	0			0	18
Cunningham	3	3	0	0			0	18
Garner	3	3	0	0			0	18
Joseph	3	1	2	0			0	18
C.Williams	3	0	3	0			0	18
Hebron	2	2	0	0			0	12
M.Johnson	2	0	2	0			0	12
Bailey	1	0	1	0			0	6
G.Jackson	1	0	0	1			0	6
Zordich	1	0	0	1			0	6
Fuller (s)	0	0	0	0			0	2
Eagles	35	14	18	3	33-33	21-25	0	308
Opponents	35	11	20	2	27-28	25-26	4	308

2-Pt. Conversions: Eagles 0-2, Opponents 4-5

Rushing	No.	Yds	Avg	Lg	TD
Walker	113	528	4.7	91t	5
Garner	109	399	3.7	28t	3
Hebron	82	325	4.0	19	2
Cunningham	65	288	4.4	22	3
Joseph	60	203	3.4	34t	1
C.Williams	2	11	5.5	6	0
Brister	1	7	7.0	7	0
Eagles	432	1761	4.1	91t	14
Opponents	449	1616	3.6	33	11

Receiving	No.	Yds	Avg	Lg	TD
Barnett	78	1127	14.4	54	5
C.Williams	58	813	14.0	53	3
Walker	50	500	10.0	93	2
Joseph	43	344	8.0	35t	2
M.Johnson	21	204	9.7	22	2
Bailey	20	311	15.6	61	1
Hebron	18	137	7.6	29	0
Bavaro	17	215	12.6	27t	3
Garner	8	74	9.3	28	0
Alexander	2	1	0.5	1	0
Sydner	1	10	10.0	10	0
Eagles	316	3736	11.8	93	18
Opponents	251	3359	13.4	85t	20

TD	TD%	Int	Int%	Lg	Sk/Lost	Rat
16	3.3	13	2.7	93	43/333	74.4
2	2.6	1	1.3	53	5/39	89.1
18	3.2	14	2.5	93	48/372	76.4
20	4.1	21	4.3	85t	42/265	69.1

INTs	No.	Yds	Avg	Lg	TD
G.Jackson	6	86	14.3	55t	1
Zordich	4	39	9.8	18t	1
Allen	3	61	20.3	33	0
Romanowski	2	8	4.0	8	0
McMillian	2	2	1.0	5	0
W.Thomas	1	7	7.0	7	0
Evans	1	6	6.0	6	0
Hager	1	0	0.0	0	0
Harmon	1	0	0.0	0	0
Eagles	21	209	10.0	55t	2
Opponents	14	206	14.7	94t	1

Sacks: Fuller 9.5, Harmon 9.0, W.Thomas 6.0, Grossman 5.5, Flores 3.0, Romanowski 2.5, Townsend 2.0, Hager 1.0, Jeter 1.0, Smith 1.0, Zordich 1.0, Evans 0.5, **Eagles 42.0, Opponents 48.0**

Punting	No.	Yds	Avg	Net	TB	Lg	B
Barker	66	2696	40.8	36.3	7	67	0
Berger	25	951	38.0	31.3	2	57	0
Cunningham	1	80	80.0	80.0	0	80	0
Eagles	92	3727	40.5	35.4	9	80	0
Opponents	90	3570	39.7	32.8	12	60	0

Punt Returns	Ret	FC	Yds	Avg	Lg	TD
Sydner	40	17	381	9.5	49	0
O'Neal	1	0	0	0.0	0	0
Bailey	0	1	0	-	-	0
Eagles	41	18	381	9.3	49	0
Opponents	47	17	286	6.1	68t	1

Kickoff Returns	No.	Yds	Avg	Lg	TD
Walker	21	581	27.7	94t	1
Hebron	21	443	21.1	33	0
Sydner	20	392	19.6	34	0
O.Smith	1	14	14.0	14	0
Joseph	1	11	11.0	11	0
M.Johnson	1	0	0.0	0	0
O'Neal	1	0	0.0	0	0
Zordich	1	0	0.0	0	0
Eagles	67	1441	21.5	94t	1
Opponents	64	1425	22.3	68	0

Field Goals	1-19	20-29	30-39	40-49	50+
Murray	1/1	8/8	10/10	2/6	0/0
Eagles	1/1	8/8	10/10	2/6	0/0
Opponents	3/3	9/9	5/5	5/5	3/4

Murray: (21G,39G,36G) (41G,29G,33G) (26G,26G) (36G) () () (49N,42N,30G) (42N,36G) () (26G,30G) () (22G,19G) (21G) (32G,42G,44N) (36G,23G,35G)
Opponents: () () () (47G) (37G) (21G,24G) (54G,23G,40G) (52N) (35G,41G,22G,36G) (24G,24G,24G,39G) (50G,40G) (19G) () (47G,19G,18G) (28G,36G,22G,54G)



SCHEDULE & RESULTS (11-5)					
S-06	W	15-13	New Orleans	65,513	
S-13	W	31-14	at Phoenix	42,533	
S-20	W	30-0	Denver	65,833	
O-05	W	31-7	Dallas	66,572	
O-11	L	17-24	at Kansas City	76,626	
O-18	L	12-16	at Washington	56,380	
O-25	W	7-3	Phoenix	64,676	
N-01	L	10-20	at Dallas	65,012	
N-08	W	31-10	L.A. Raiders	65,388	
N-15	L	24-27	at Green Bay (Mil)	52,689	
N-22	W	47-34	at NY Giants	68,153	
N-29	L	14-20	at San Francisco	64,374	
D-06	W	28-17	Minnesota	65,280	
D-13	W	20-17	at Seattle (OT)	47,492	
D-20	W	17-13	Washington	65,841	
D-27	W	20-10	NY Giants	64,266	
NFC WILD CARD					
J-03	W	36-20	at New Orleans	68,893	
NFC DIVISIONAL PLAYOFF					
J-10	L	10-34	at Dallas	63,721	

TEAM STATS	EAGLES	OPP
Total First Downs	292	242
Rushing	138	73
Passing	138	146
Penalty	16	23
3rd Down: Made/Att	80/208	74/222
3rd Down Pct.	38.5	33.3
4th Down: Made/Att	7/14	13/20
4th Down Pct.	50.0	65.0
Possession Avg.	31:47	28:13
Total Net Yards	4980	4402
Avg. Per Game	311.3	275.1
Total Plays	1009	959
Avg. Per Play	4.9	4.6
Net Yards Rushing	2388	1481
Avg. Per Game	149.3	92.6
Total Rushes	516	386
Net Yards Passing	2592	2921
Avg. Per Game	162.0	182.6
Sacked/Yards Lost	64/462	55/395
Gross Yards	3054	3316
Att./Completions	429/255	517/263
Completion Pct.	59.4	50.9
Had Intercepted	13	24
Punts/Average	82/42.2	85/41.5
Net Punting Avg.	36.9	34.3
Penalties/Yards	101/807	86/683
Fumbles/Ball Lost	25/15	27/13
Touchdowns	44	26
Rushing	19	4
Passing	20	20
Returns	5	2

Score By Periods	Q1	Q2	Q3	Q4	OT	Pts
Eagles	45	109	89	108	3	354
Opponents	47	87	30	81	0	245

Passing	Att	Cmp	Yds	Cmp%	Y/A	TD	TD%	Int	Int%	Lg	Sk/Lost	Rat
Cunningham	384	233	2775	60.7	7.23	19	4.9	11	2.9	75t	60/437	87.3
McMahon	43	22	279	51.2	6.49	1	2.3	2	4.7	42t	4/25	60.1
Byars	1	0	0	0.0	0.0	0	0.0	0	0.0	--	0/0	39.6
Walker	1	0	0	0.0	0.0	0	0.0	0	0.0	--	0/0	39.6
Eagles	429	255	3054	59.4	7.12	20	4.7	13	3.0	75t	64/462	84.2
Opponents	517	263	3316	50.9	6.41	20	3.9	24	4.6	74t	56/395	64.8

Scoring	TD	Ru	Pa	Rt	PAT	FG	2Pt	Pts
Ruzek	0	0	0	0	40-44	16-25	0	88
Walker	10	8	2	0			0	60
C.Williams	7	0	7	0			0	42
Barnett	6	0	6	0			0	36
Sherman	6	5	1	0			0	36
Cunningham	5	5	0	0			0	30
Byars	3	1	2	0			0	18
Beach	2	0	2	0			0	12
Joyner	2	0	0	2			0	12
Rose	1	0	0	1			0	6
Sikahema	1	0	0	1			0	6
White	1	0	0	1			0	6
Team (s)	0	0	0	0			0	2
Eagles	44	19	20	5	40-44	16-25	0	354
Opponents	26	4	20	2	26-26	21-32	0	245

Rushing	No.	Yds	Avg	Lg	TD
Walker	267	1070	4.0	38	8
Sherman	112	583	5.2	34	5
Cunningham	87	549	6.3	30	5
Byars	41	176	4.3	23	1
McMahon	6	23	3.8	11	0
Sikahema	2	2	1.0	1	0
Barnett	1	-15	-15.0	-15	0
Eagles	516	2388	4.6	38	19
Opponents	386	1481	3.8	51	4

Receiving	No.	Yds	Avg	Lg	TD
Barnett	67	1083	16.2	71t	6
Byars	56	503	9.0	46	2
C.Williams	42	598	14.2	49t	7
Walker	38	278	7.3	41	2
Sherman	18	219	12.2	75t	1
Sikahema	13	142	10.9	22	0
Green	8	105	13.1	21	0
Beach	8	75	9.4	16	2
F.Dixon	3	36	12.0	19	0
M.Johnson	2	16	8.0	13	0
Eagles	255	3054	12.0	75t	20
Opponents	263	3316	12.6	74t	20

INTs	No.	Yds	Avg	Lg	TD
Joyner	4	88	22.0	43t	2
Evans	4	76	19.0	43	0
Allen	4	49	12.3	36	0
Booty	3	22	7.3	22	0
Hopkins	3	6	2.0	4	0
W.Thomas	2	4	2.0	4	0
Miano	1	39	39.0	39	0
Waters	1	23	23.0	23	0
McMillian	1	0	0.0	0	0
O.Smith	1	0	0.0	0	0
Eagles	24	307	12.8	49	2
Opponents	13	77	5.9	30	0

Sacks: Simmons 19.0, White 14.0, Harmon 7.5, Joyner 7.0, Pitts 4.0, Golic 2.0, W.Thomas 1.5, Eagles 55.0, Opponents 64.0

Punting	No.	Yds	Avg	Net	TB	Lg	B
Feagles	82	3459	42.2	36.9	7	68	0
Eagles	82	3459	42.2	36.9	7	68	0
Opponents	85	3531	41.5	34.3	3	66	1

Punt Returns	Ret	FC	Yds	Avg	Lg	TD
Sikahema	40	10	503	12.6	87t	1
Sydney	7	5	52	7.4	17	0
Eagles	47	15	555	11.8	87t	1
Opponents	36	20	295	8.2	47	0

Kickoff Returns	No.	Yds	Avg	Lg	TD
Sikahema	26	528	20.3	41	0
Sydney	17	368	21.6	45	0
Walker	3	69	23.0	34	0
Booty	1	11	11.0	11	0
Brooks	1	11	11.0	11	0
Eagles	48	987	20.6	45	0
Opponents	53	1027	19.4	92t	1

Field Goals	1-19	20-29	30-39	40-49	50+
Ruzek	2/2	3/3	4/6	6/13	1/1
Eagles	2/2	3/3	4/6	6/13	1/1
Opponents	1/1	8/10	8/11	4/10	0/0

Ruzek: (18G) (33G) (50G,27G,35G) (40G) (49G,39N,43B) (39G) (46N,42N) (18G) (24G) (34G) () () (40N) (42G,34B,44G) (45N,47N,23G) (40B,45G,46G)
 Opponents: (39G,31G,41N) (48N) (49N,33N) (48N) (20G) (32N,18G,21G,28G) (24N,34G) (42N,38N,35G,48G) (22G) (31G,41G) (35G,44G) (22G,28N,28G) (42N,32G) (39G) (29G,41G) (20G)



SCHEDULE & RESULTS (10-6)					
S-01	W	20-3	at Green Bay	58,991	
S-08	L	10-26	Phoenix	63,818	
S-15	W	24-0	at Dallas	62,656	
S-22	W	23-14	Pittsburgh	65,511	
S-30	L	0-23	at Washington	55,198	
O-06	L	13-14	at Tampa Bay	41,219	
O-13	L	6-13	New Orleans	64,224	
O-27	L	7-23	San Francisco	65,796	
N-04	W	30-7	NY Giants	65,816	
N-10	W	32-30	at Cleveland	72,086	
N-17	W	17-10	Cincinnati	63,189	
N-24	W	34-14	at Phoenix	37,307	
D-02	W	13-6	at Houston	62,141	
D-08	W	19-14	at NY Giants	76,099	
D-15	L	13-25	Dallas	65,854	
D-22	W	24-22	Washington	58,988	

TEAM STATS	EAGLES	OPP
Total First Downs	249	206
Rushing	86	53
Passing	142	133
Penalty	21	20
3rd Down: Made/Att	73/223	62/208
3rd Down Pct.	32.7	29.8
4th Down: Made/Att	8/13	2/13
4th Down Pct.	61.5	15.4
Possession Avg.	33:25	26:35
Total Net Yards	4302	3549
Avg. Per Game	268.9	221.8
Total Plays	1004	905
Avg. Per Play	4.3	3.9
Net Yards Rushing	1396	1136
Avg. Per Game	87.3	71.0
Total Rushes	446	383
Net Yards Passing	2906	2413
Avg. Per Game	181.6	150.8
Sacked/Yards Lost	45/263	55/394
Gross Yards	3169	2807
Att./Completions	513/285	467/206
Completion Pct.	55.6	44.1
Had Intercepted	27	26
Punts/Average	88/41.4	86/42.7
Net Punting Avg.	34.0	37.4
Penalties/Yards	111/839	105/881
Fumbles/Ball Lost	34/16	43/22
Touchdowns	29	24
Rushing	8	4
Passing	17	16
Returns	4	4

Score By Periods	Q1	Q2	Q3	Q4	OT	Pts
Eagles	41	109	53	82	0	285
Opponents	72	71	38	63	0	244

Passing	Att	Cmp	Yds	Cmp%	Y/A	TD	TD%	Int	Int%	Lg	Sk/Lost	Rat
McMahon	311	187	2239	60.1	7.20	12	3.9	11	3.5	75t	21/128	80.3
Kemp	114	57	546	50.0	4.79	5	4.4	5	4.4	57	12/61	60.1
Goebel	56	30	267	53.6	4.77	0	0.0	6	10.7	26	6/37	27.0
Ryan	26	10	98	38.5	3.77	0	0.0	4	15.4	32	4/21	10.3
Cunningham	4	1	19	25.0	4.8	0	0.0	0	0.0	19	2/16	46.9
Byars	2	0	0	0.0	0.0	0	0.0	1	50.0	--	0/0	0.0
Eagles	513	285	3169	55.6	6.18	17	3.3	27	5.3	75t	45/263	63.2
Opponents	467	206	2807	44.1	6.01	16	3.4	26	5.6	75	55/394	52.1

Scoring	TD	Ru	Pa	Rt	PAT	FG	2Pt	Pts
Ruzek	0	0	0	0	27-29	28-33	0	111
Kei.Jackson	5	0	5	0			0	30
Barnett	4	0	4	0			0	24
Byars	4	1	3	0			0	24
Joseph	3	3	0	0			0	18
Williams	3	0	3	0			0	18
Drummond	2	2	0	0			0	12
M.Johnson	2	0	2	0			0	12
Joyner	2	0	0	2			0	12
McMahan	1	1	0	0			0	6
Senders	1	1	0	0			0	6
Simmons	1	0	0	1			0	6
O.Smith	1	0	0	1			0	6
Eagles	29	8	17	4	27-29	28-33	0	285
Opponents	24	4	16	4	23-24	25-33	0	244

Rushing	No.	Yds	Avg	Lg	TD
Joseph	135	440	3.3	24	3
Byars	94	383	4.1	28	1
Sherman	106	279	2.6	12	0
Kemp	16	73	4.6	18	0
Sanders	54	122	2.3	16	1
McMahon	22	55	2.5	12	1
Drummond	12	27	2.3	7	2
Ken.Jackson	1	18	18.0	18	0
Goebel	1	2	2.0	2	0
Barnett	1	0	0.0	0	0
Feagles	3	-1	-0.3	11	0
Ryan	1	-2	-2.0	-2	0
Eagles	446	1396	3.1	28	8
Opponents	383	1136	3.0	34	4

Receiving	No.	Yds	Avg	Lg	TD
Barnett	62	948	15.3	75t	4
Byars	62	564	9.1	37	3
Kei.Jackson	48	569	11.9	73t	5
Williams	33	326	9.9	30	3
Green	29	364	12.6	42	0
Sherman	14	59	4.2	11	0
Joseph	10	64	6.4	13	0
Sanders	8	62	7.8	14	0
Shuler	6	91	15.2	21	0
M.Johnson	6	70	11.7	31t	2
Ken.Jackson	4	29	7.3	9	0
Harris	2	28	14.0	22	0
McMahon	1	-5	-5.0	-5	0
Eagles	285	3169	11.1	75t	17
Opponents	206	2807	13.6	75	16

INTs	No.	Yds	Avg	Lg	TD
Hopkins	5	26	5.2	14	0
Allen	5	20	4.0	8	0
Joyner	3	41	13.7	41	0
Miano	3	30	10.0	18	0
O.Smith	2	74	37.0	74t	1
Evans	2	46	23.0	31	0
B.Smith	2	6	3.0	6	0
Booty	1	24	24.0	24	0
Golic	1	13	13.0	13	0
Waters	1	0	0.0	0	0
White	1	0	0.0	0	0
Eagles	26	280	10.8	74t	1
Opponents	27	432	16.0	59	2

Punting	No.	Yds	Avg	Net	TB	Lg	B
Feagles	87	3640	41.8	34.0	11	77	1
Eagles	88	3640	41.4	34.0	11	77	1
Opponents	86	3670	42.7	37.4	2	65	1

Sacks: White 15.0, Simmons 13.0, Brown 9.0, Joyner 6.5, Golic 2.5, Hopkins 2.0, Pitts 2.0, W.Thomas 2.0, Booty 1.0, Jenkins 1.0, **Eagles 55.0, Opponents 45.0**

Punt Returns	Ret	FC	Yds	Avg	Lg	TD
Harris	53	9	416	7.8	40	0
Eagles	53	9	416	7.8	40	0
Opponents	42	11	431	10.3	85t	1

Kickoff Returns	No.	Yds	Avg	Lg	TD
Harris	28	473	16.9	33	0
Sanders	10	160	16.0	31	0
Green	5	70	14.0	21	0
Sherman	4	61	15.3	20	0
Eagles	47	764	16.3	33	0
Opponents	60	1146	19.1	51	0

Field Goals	1-19	20-29	30-39	40-49	50+
Ruzek	2/2	8/8	9/10	8/10	1/3
Eagles	2/2	8/8	9/10	8/10	1/3
Opponents	0/0	7/7	8/10	6/11	4/5

Ruzek: (37G,40G) (47G,47N) (42G,55N) (27G,34G,20G) (118G,45G) (48G,41G) (37N) (38G,36G,25G) (21G,37G,24G,19G) (42N,37G) (23G,29G) (46G,21G,51G,36G) (37G,51N,47G) (38G) **Opponents:** (21G) (52G,28G,22G,42G) (1) (37G,35G,45N,27G) (32N) (36G,43N,26G) (45G,25G,50G) (50G) (38G) (43N) (42G,47G) (44N,32N) (50G,55N,32G,37G) (21G,47G,47G,38G,49N,35G)



SCHEDULE & RESULTS (10-6)					
S-09	L	20-27	at NY Giants	76,202	
S-16	L	21-23	Phoenix	64,396	
S-23	W	27-21	at LA Rams	63,644	
S-30	L	23-24	Indianapolis	62,067	
O-15	W	32-24	Minnesota	66,296	
O-21	L	7-13	at Washington	53,567	
O-28	W	21-20	at Dallas	62,605	
N-04	W	48-20	New England	65,514	
N-12	W	28-14	Washington	65,857	
N-18	W	24-23	at Atlanta	53,755	
N-25	W	31-13	NY Giants	66,706	
D-02	L	23-30	at Buffalo	79,320	
D-09	L	20-23	at Miami (OT)	67,034	
D-16	W	31-0	Green Bay	65,627	
D-23	W	17-3	Dallas	63,895	
D-29	W	23-21	at Phoenix	31,796	
NFC WILD CARD					
J-05	L	6-20	Washington	65,287	

TEAM STATS	EAGLES	OPP
Total First Downs	325	251
Rushing	132	59
Passing	170	169
Penalty	23	23
3rd Down: Made/Att	90/218	68/217
3rd Down Pct.	41.3	31.3
4th Down: Made/Att	9/12	8/18
4th Down Pct.	75.0	44.4
Possession Avg.	33:19	26:41
Total Net Yards	5700	4660
Avg. Per Game	356.3	291.3
Total Plays	1069	948
Avg. Per Play	5.3	4.9
Net Yards Rushing	2556	1169
Avg. Per Game	159.8	73.1
Total Rushes	540	337
Net Yards Passing	3144	3491
Avg. Per Game	196.5	218.2
Sacked/Yards Lost	50/438	45/280
Gross Yards	3582	3771
Att./Completions	479/281	566/273
Completion Pct.	58.7	48.2
Had Intercepted	13	19
Punts/Average	74/40.9	86/40.3
Net Punting Avg.	35.5	34.4
Penalties/Yards	120/981	94/706
Fumbles/Ball Lost	32/15	32/11
Touchdowns	48	33
Rushing	10	9
Passing	34	23
Returns	4	1

Score By Periods	Q1	Q2	Q3	Q4	OT	Pts
Eagles	84	104	67	141	0	396
Opponents	71	81	40	104	3	299

Passing	Att	Cmp	Yds	Cmp%	Y/A
Cunningham	465	271	3466	58.3	7.45
McMahon	9	6	63	66.7	7.00
Byars	4	4	53	100.0	13.25
Feagles	1	0	0	0.0	0.00
Eagles	479	281	3582	58.7	7.48
Opponents	566	273	3771	48.2	6.66

Scoring	TD	Ru	Pa	Rt	PAT	FG	2Pt	Pts
Ruzek	0	0	0	0	45-48	21-29	0	108
C.Williams	9	0	9	0			0	54
Barnett	8	0	8	0			0	48
Kei.Jackson	6	0	6	0			0	36
Cunningham	5	5	0	0			0	30
Sherman	4	1	3	0			0	24
Toney	4	1	3	0			0	24
Byars	3	0	3	0			0	18
Allen	1	0	0	1			0	6
Drummond	1	1	0	0			0	6
Evans	1	0	0	1			0	6
Frizzell	1	0	0	1			0	6
Hargrove	1	0	1	0			0	6
Quick	1	0	1	0			0	6
Sanders	1	1	0	0			0	6
Simmons	1	0	0	1			0	6
Vick	1	1	0	0			0	6
Eagles	48	10	34	4	45-48	21-29	0	396
Opponents	33	9	23	1	32-33	23-32	0	299

Rushing	No.	Yds	Avg	Lg	TD
Cunningham	118	942	8.0	52t	5
Sherman	164	685	4.2	36	1
Toney	132	452	3.4	20	1
Sanders	56	208	3.7	39	1
Byars	37	141	3.8	23	0
Vick	16	58	3.6	17	1
Drummond	8	33	4.1	9	1
C.Williams	2	20	10.0	18	0
Barnett	2	13	6.5	12	0
Feagles	2	3	1.5	3	0
McMahon	3	1	0.3	3	0
Eagles	540	2556	4.7	52t	10
Opponents	337	1169	3.5	51	9

Receiving	No.	Yds	Avg	Lg	TD
Byars	81	819	10.1	54	3
Kei.Jackson	50	670	13.4	37t	6
C.Williams	37	602	16.3	45t	9
Barnett	36	721	20.0	95t	8
Sherman	23	167	7.3	26	3
Shuler	18	190	10.6	25	0
Toney	17	133	7.8	32	3
Quick	9	135	15.0	39	1
Drummond	5	39	7.8	29	0
Sanders	2	20	10.0	12	0
Ken.Jackson	1	43	43.0	43	0
Hargrove	1	34	34.0	34t	1
LeBel	1	9	9.0	9	0
Eagles	281	3582	12.7	95t	34
Opponents	273	3771	13.8	78t	23

TD	TD%	Int	Int%	Lg	Sk/Lost	Rat
30	6.5	13	2.8	95t	49/431	91.6
0	0.0	0	0.0	21	1/7	86.8
4	100.0	0	0.0	18t	0/0	158.3
0	0.0	0	0.0	0	0/0	39.6
34	7.1	13	2.7	95t	50/438	94.5
23	4.1	19	3.4	78t	45/280	69.6

INTs	No.	Yds	Avg	Lg	TD
Hopkins	5	45	9.0	21	0
Frizzell	3	91	30.3	37	1
Allen	3	37	12.3	35t	1
B.Smith	3	1	0.3	1	0
Evans	1	48	48.0	48	0
White	1	33	33.0	33	0
Golic	1	12	12.0	12	0
Joyner	1	9	9.0	9	0
Hoage	1	0	0.0	0	0
Eagles	19	271	14.3	42	3
Opponents	13	88	6.8	38	0

Sacks: White 14.0, Simmons 8.0, Joyner 7.5, Small 3.5, Pitts 3.0, Hopkins 2.0, Golic 2.0, J.Brown 1.0, Chapura 1.0, Evans 1.0, Frizzell 1.0, Hoage 1.0
Eagles 45.0, Opponents 50.0

Punting	No.	Yds	Avg	Net	TB	Lg	B
Feagles	72	3026	42.0	35.5	3	60	2
Eagles	74	3026	40.9	35.5	3	60	2
Opponents	86	3470	40.3	34.4	10	59	0

Punt Returns	Ret	FC	Yds	Avg	Lg	TD
R.Harris	16	2	151	9.4	30	0
Hargrove	12	2	83	6.9	13	0
Edwards	8	7	60	7.5	13	0
Bellamy	2	0	22	11.0	22	0
C.Williams	2	0	-1	-0.5	0	0
Eagles	40	11	315	7.9	30	0
Opponents	37	19	338	9.1	68t	1

Kickoff Returns	No.	Yds	Avg	Lg	TD
Hargrove	19	341	17.9	30	0
Sanders	15	299	19.9	37	0
Ken.Jackson	6	125	20.8	30	0
Barnett	4	65	16.3	22	0
R.Harris	1	44	44.0	44	0
Edwards	3	36	12.0	14	0
Vick	2	22	11.0	13	0
Bellamy	1	17	17.0	17	0
Jenkins	1	14	14.0	14	0
Allen	1	2	2.0	2	0
Hager	1	0	0.0	0	0
Eagles	54	965	17.9	44	0
Opponents	74	1408	19.0	40	0

Field Goals	1-19	20-29	30-39	40-49	50+
Ruzek	2/2	5/7	9/12	4/7	1/1
Eagles	2/2	5/7	9/12	4/7	1/1
Opponents	0/0	4/4	7/8	10/15	2/5

Ruzek: (37G,29G) () (43G,36N,18G)
 (22G,49N,44G,31G) (38G,30G,29G,19G) (28N,40N)
 () (27G,34G) () (46G) (39G) (32G) (39N,53G,33G)
 (22N,34G,37N) (47N,29G) (44G)
Opponents: (38G,46G) (25G,50G,42G) (48N) (41G)
 (33G) (51N,48N,41N,50N,33G,39G) (43G,43G,
 51N) (39G,49N,44G) () (53G,46G,28G) () (43G,
 21G,45G,36N) (24G,34G,39G) (47N) (46G) ()



SCHEDULE & RESULTS (11-5)					
S-10	W	31-7	Seattle	64,287	
S-17	W	42-37	at Washington	53,493	
S-24	L	28-38	San Francisco	66,042	
O-02	L	13-27	at Chicago	66,625	
O-08	W	21-19	NY Giants	65,688	
O-15	W	17-5	at Phoenix	42,620	
O-22	W	10-7	LA Raiders	64,019	
O-29	W	28-24	at Denver	75,065	
N-05	L	17-20	at San Diego	47,019	
N-12	L	3-10	Washington	65,443	
N-19	W	10-9	Minnesota	65,944	
N-23	W	27-0	at Dallas	54,444	
D-03	W	24-17	at NY Giants	74,809	
D-10	W	20-10	Dallas	59,842	
D-18	L	20-30	at New Orleans	59,218	
D-24	W	31-14	Phoenix	43,287	
NFC WILD CARD					
D-31	L	7-21	LA Rams	57,869	

TEAM STATS	EAGLES	OPP
Total First Downs	321	281
Rushing	120	81
Passing	171	171
Penalty	30	29
3rd Down: Made/Att	97/246	79/217
3rd Down Pct.	39.4	36.4
4th Down: Made/Att	6/13	5/15
4th Down Pct.	46.2	33.3
Possession Avg.	30:43	29:17
Total Net Yards	5320	4894
Avg. Per Game	332.5	305.9
Total Plays	1123	1017
Avg. Per Play	4.7	4.8
Net Yards Rushing	2208	1605
Avg. Per Game	138.0	100.3
Total Rushes	540	426
Net Yards Passing	3112	3289
Avg. Per Game	194.5	205.6
Sacked/Yards Lost	45/343	62/424
Gross Yards	3455	3713
Att./Completions	538/294	529/258
Completion Pct.	54.6	48.8
Had Intercepted	16	30
Punts/Average	87/39.0	85/42.0
Net Punting Avg.	35.3	35.5
Penalties/Yards	114/938	118/956
Fumbles/Ball Lost	43/16	44/26
Touchdowns	40	33
Rushing	14	6
Passing	23	26
Returns	3	1

Score By Periods	Q1	Q2	Q3	Q4	OT	Pts
Eagles	84	104	67	141	0	396
Opponents	71	81	40	104	3	299

Passing	Att	Cmp	Yds	Cmp%	Y/A
Cunningham	532	290	3400	54.5	6.39
Cavanaugh	5	3	33	60.0	6.60
Ruzek	1	1	22	100.0	22.00
Eagles	538	294	3455	54.6	6.42
Opponents	529	258	3713	48.8	7.02

Scoring	TD	Ru	Pa	Rt	PAT	FG	2Pt	Pts
Carter	11	0	11	0			0	66
Zendejas	0	0	0	0	23/23	9/15	0	50
Ruzek	0	0	0	0	14/14	8/11	0	38
Byars	5	5	0	0			0	30
Cunningham	4	4	0	0			0	24
Kei.Jackson	3	0	3	0			0	18
Toney	3	3	0	0			0	18
DeLine	0	0	0	0	3/3	3/7	0	12
Garrity	2	0	2	0			0	12
Giles	2	0	2	0			0	12
Quick	2	0	2	0			0	12
Sherman	2	2	0	0			0	12
Drummond	1	0	1	0			0	6
Everett	1	1	0	0			0	6
R.Johnson	1	0	1	0			0	6
Little	1	0	1	0			0	6
Simmons	1	0	0	1			0	6
Waters	1	0	0	1			0	6
A.Harris (s)	0	0	0	0			0	2
Eagles	40	14	23	3	40/40	20/33	0	342
Opponents	33	6	26	1	30/33	14/26	0	274

Rushing	No.	Yds	Avg	Lg	TD
Cunningham	104	621	6.0	51	4
Toney	172	582	3.4	44	3
Byars	133	452	3.4	16t	5
Higgs	49	184	3.8	13	0
Sherman	40	177	4.4	37	2
Drummond	32	127	4.0	16	0
Reichenbach	1	30	30.0	30	0
Teltschik	1	23	23.0	23	0
Carter	2	16	8.0	11	0
Runager	2	5	2.5	5	0
R.Johnson	1	3	3.0	3	0
Cavanaugh	2	-3	-1.5	0	0
Carson 1	1	-9	-9.0	-9	0
Eagles	540	2208	4.1	51	14
Opponents	426	1605	3.8	58	6

Receiving	No.	Yds	Avg	Lg	TD
Byars	68	721	10.6	60	0
Kei.Jackson	63	648	10.3	33	3
Carter	45	605	13.4	42	11
R.Johnson	20	295	14.8	34	1
Toney	19	124	6.5	15	0
Drummond	17	180	10.6	21	1
Giles	16	225	14.1	66t	2
Quick	13	228	17.5	40	2
Garrity	13	209	16.1	31	2
Sherman	8	85	10.6	17	0
H.Williams	4	32	8.0	11	0
Higgs	3	9	3.0	8	0
Edwards	2	74	37.0	66	0
Little	2	8	4.0	7	1
Carson	1	12	12.0	12	0
Eagles	294	3455	11.8	66t	23
Opponents	258	3713	14.4	80t	26

TD	TD%	Int	Int%	Lg	Sk/Lost	Rat
21	3.9	15	2.8	66t	45/343	75.5
1	20.0	1	20.0	13t	0/0	79.6
1	100.0	0	0.0	22t	0/0	158.3
23	4.3	16	3.0	66t	45/343	76.2
26	4.9	30	5.7	80t	62/424	64.7

INTs	No.	Yds	Avg	Lg	TD
Allen	8	38	4.8	18	0
Everett	4	64	16.0	30t	1
Frizzell	4	58	14.5	27	0
Jenkins	4	58	14.5	22	0
Evans	3	23	7.7	15	0
A.Harris	2	18	9.0	11	0
Simmons	1	60	60.0	60t	1
Golic	1	28	28.0	28	0
Waters	1	20	20.0	20	0
Bell	1	18	18.0	18	0
Joyner	1	0	0.0	0	0
Eagles	30	375	12.5	60t	2
Opponents	16	147	9.2	37	0

Sacks: Simmons 15.5, White 11.0, Brown 10.5, Pitts 7.0, Joyner 5.0, Hopkins 3.5, Golic 3.0, A.Harris 2.0, Evans 2.0, Frizzell 1.5, Waters 1.0,
Eagles 62.0, Opponents 45.0

Punting	No.	Yds	Avg	Net	TB	Lg	B
Teltschik	57	2246	39.4	35.3	3	58	0
Runager	17	568	33.4	30.5	1	52	0
Tuten	7	256	36.6	33.6	1	45	0
Cunningham	6	319	53.2	51.7	0	91	0
Eagles	87	3389	39.0	35.3	5	91	0
Opponents	85	3571	42.0	35.5	11	71	1

Punt Returns	Ret	FC	Yds	Avg	Lg	TD
H.Williams	30	7	267	8.9	24	0
Edwards	7	5	64	9.1	28	0
Eagles	37	12	331	8.9	28	0
Opponents	37	21	215	5.8	16	0

Kickoff Returns	No.	Yds	Avg	Lg	TD
Higgs	16	293	18.3	30	0
H.Williams	14	249	17.8	28	0
Sherman	13	222	17.1	45	0
Edwards	3	23	7.7	11	0
Little	2	14	7.0	12	0
Byars	1	27	27.0	27	0
Eagles	49	828	16.9	45	0
Opponents	60	1307	21.8	93t	1

Field Goals	1-19	20-29	30-39	40-49	50+
Zendejas	1/1	2/2	3/5	3/7	0/0
Ruzek	1/1	2/3	4/6	1/1	0/0
DeLine	0/0	0/0	1/2	2/5	0/0
Eagles	2/2	4/5	8/13	6/13	0/0
Opponents	1/1	4/5	3/8	6/11	0/1

Ruzek: Dallas Weeks 1-9 - () () (19G,53N,33G) (46N) (43N,48N) () (31N,37G) (35N,20G,43G) ... Phila. Weeks 12-16 - (36G,38G) (35G) (30N,29G,46G) (21G,19G,20N) (34N,39G)
Zendejas: Weeks 1-8 - (23G,33N) (33N) (35G,35G,44G,20G) (47G,45N,19G) () (40N,42G) (41N,34G) (41N)
DeLine: Weeks 9-11...(48N,43G) (49G) (34G,45N,32N,46N)
Opponents: () (25G) (32G) () (25G,41G,39N,45G,24G) (41G) (28N,42N) (18G) (33N,23G,49G) (34G,35N) (37N,49G) (45N) (47N,38G) (42N,47G) (55N) (39N,45N)



SCHEDULE & RESULTS (10-6)					
S-04	W	41-14	at Tampa Bay	43,502	
S-11	L	24-28	Cincinnati	43,502	
S-18	L	10-17	at Washington	53,920	
S-25	L	21-23	at Minnesota	56,012	
O-02	W	32-23	Houston	64,692	
O-10	W	24-13	NY Giants	63,736	
O-16	L	3-19	at Cleveland	78,787	
O-23	W	24-23	Dallas	66,309	
O-30	L	24-27	Atlanta	60,091	
N-06	W	30-24	LA Rams	65,624	
N-13	W	27-26	at Pittsburgh	46,026	
N-20	W	23-17	at NY Giants (OT)	43,621	
N-27	W	31-21	Phoenix	57,918	
D-04	L	19-20	Washington	65,947	
D-10	W	23-17	at Phoenix	54,832	
D-18	W	23-7	at Dallas	46,131	
NFC DIVISIONAL PLAYOFF					
D-31	L	12-20	at Chicago	65,534	

TEAM STATS	EAGLES	OPP
Total First Downs	318	311
Rushing	105	85
Passing	179	199
Penalty	34	27
3rd Down: Made/Att	92/246	75/225
3rd Down Pct.	37.4	33.3
4th Down: Made/Att	8/12	10/19
4th Down Pct.	66.7	52.6
Possession Avg.	na	na
Total Net Yards	5430	5799
Avg. Per Game	339.4	362.4
Total Plays	1102	1086
Avg. Per Play	4.9	5.3
Net Yards Rushing	1945	1652
Avg. Per Game	121.6	103.3
Total Rushes	464	466
Net Yards Passing	3485	4147
Avg. Per Game	217.8	259.2
Sacked/Yards Lost	57/442	42/296
Gross Yards	3927	4443
Att./Completions	581/309	578/309
Completion Pct.	53.2	53.5
Had Intercepted	17	32
Punts/Average	104/39.7	85/37.8
Net Punting Avg.	34.3	32.4
Penalties/Yards	115/907	115/897
Fumbles/Ball Lost	29/9	28/12
Touchdowns	44	37
Rushing	17	11
Passing	25	23
Returns	2	3

Score By Periods	Q1	Q2	Q3	Q4	OT	Pts
Eagles	76	131	65	101	6	379
Opponents	111	47	73	88	0	319

Passing	Att	Cmp	Yds	Cmp%	Y/A	TD	TD%	Int	Int%	Lg	Sk/Lost	Rat
Cunningham	560	301	3808	53.8	6.80	24	4.3	16	2.9	80t	57/442	77.6
Cavanaugh	16	7	101	43.8	6.31	1	6.3	1	6.3	42	0/0	59.6
Teltschik	3	1	18	33.3	6.00	0	0.0	0	0.0	18	0/0	54.9
Byars	2	0	0	0.0	0.00	0	0.0	0	0.0	--	0/0	39.6
Eagles	581	309	3927	53.2	6.76	25	4.3	17	2.9	80t	57/442	76.7
Opponents	578	309	4443	53.5	7.69	23	4.0	32	5.5	93t	42/296	68.9

Scoring	TD	Ru	Pa	Rt	PAT	FG	2Pt	Pts
Zendejas	0	0	0	0	30/31	19/24	0	87
Byars	10	6	4	0			0	60
Carter	7	0	6	1			0	42
Cunningham	6	6	0	0			0	36
Kei.Jackson	6	0	6	0			0	36
Toney	5	4	1	0			0	30
Quick	4	0	4	0			0	24
Dorsey	0	0	0	0	9/9	4/7	0	21
Johnson	2	0	2	0			0	12
Simmons (s)	1	0	0	1			0	8
Garrity	1	0	1	0			0	6
Giles	1	0	1	0			0	6
Hoage	1	1	0	0			0	6
Dawson	0	0	0	0	3/3	0/1	0	3
Jenkins (s)	0	0	0	0			0	2
Eagles	44	17	25	2	42/43	23/32	0	379
Opponents	37	11	23	3	35/37	20/29	0	319

Rushing	No.	Yds	Avg	Lg	TD
Cunningham	93	624	6.7	33t	6
Byars	152	517	3.4	52	6
Toney	139	502	3.6	20	4
Haddix	57	185	3.2	15	0
Hoage	1	38	38.0	38t	1
Teltschik	2	36	18.0	23	0
Tautalatasi	14	28	2.0	9	0
Abercrombie	5	14	2.8	5	0
Carter	1	1	1.0	1	0
Eagles	464	1945	4.2	52	17
Opponents	466	1652	3.5	65	11

Receiving	No.	Yds	Avg	Lg	TD
Keith Jackson	81	869	10.7	41	6
Byars	72	705	9.8	37t	4
Carter	39	761	19.5	80t	6
Toney	34	256	7.5	24	1
Quick	22	508	23.1	55t	4
R.Johnson	19	417	21.9	54	2
Garrity	17	208	12.2	20	1
Haddix	12	82	6.8	14	0
Giles	6	57	9.5	17	1
Tautalatasi	5	48	9.6	21	0
Konecny	1	18	18.0	18	0
Abercrombie	1	-2	-2.0	-2	0
Eagles	309	3927	12.7	80t	25
Opponents	309	4443	14.4	93t	23

INTs	No.	Yds	Avg	Lg	TD
Hoage	8	116	14.5	38	0
Allen	5	76	15.2	21	0
Hopkins	5	21	4.2	11	0
Joyner	4	96	24.0	30	0
Frizzell	3	19	6.3	13	0
Waters	3	19	6.3	14	0
Young	2	5	2.5	5	0
Everett	1	0	0.0	0	0
Brown	1	-5	-5.0	-5	0
Bell	0	24	--	24	0
Eagles	32	371	11.6	38	0
Opponents	17	98	5.8	29	0

Sacks: White 18.0, Simmons 8.0, Brown 5.0, Joyner 3.5, Hoage 2.0, Pitts 1.5, Bartlett 1.0, Golic 1.0, Reichenbach 1.0, Bell 0.5, Waters 0.5, **Eagles 42.0, Opponents 57.0**

Punting	No.	Yds	Avg	Net	TB	Lg	B
Teltschik	98	3958	40.4	33.9	8	70	3
Cunningham	3	167	55.7	49.7	0	58	0
Eagles	104	4125	39.7	34.3	8	70	3
Opponents	85	3209	37.8	32.4	11	56	3

Punt Returns	Ret	FC	Yds	Avg	Lg	TD
Konecny	33	25	233	7.1	24	0
Eagles	33	25	233	7.1	24	0
Opponents	47	27	393	8.4	68	0

Kickoff Returns	No.	Yds	Avg	Lg	TD
Beals	34	625	18.4	32	0
Konecny	17	276	16.2	25	0
Abercrombie	5	87	17.4	31	0
Byars	2	20	10.0	14	0
Jenkins	1	20	20.0	20	0
Bartlett	0	0	0.0	0	0
Eagles	59	1028	17.4	32	0
Opponents	63	1266	20.1	73	0

Field Goals	1-19	20-29	30-39	40-49	50+
Zendejas	2/2	6/6	7/9	3/4	1/3
Dorsey	0/0	3/3	1/2	0/2	0/0
Dawson	0/0	0/1	0/0	0/0	0/0
Eagles	2/2	9/10	8/11	3/6	1/3
Opponents	0/0	9/12	6/7	4/8	1/2



SCHEDULE & RESULTS (7-8)					
S-13	L	24-34	at Washington	52,188	
S-20	W	27-17	New Orleans	57,485	
O-04	L	3-35	Chicago	4,074	
O-11	L	22-41	at Dallas	40,622	
O-18	L	10-16	at Green Bay (OT)	35,842	
O-25	W	37-20	Dallas	61,630	
N-01	W	28-23	at St. Louis	24,586	
N-08	W	31-27	Washington	63,609	
N-15	L	17-20	NY Giants	66,172	
N-22	L	19-31	St. Louis	55,592	
N-29	W	34-31	at New England (OT)	54,198	
D-06	L	20-23	at NY Giants (OT)	65,874	
D-13	L	10-28	Miami	63,841	
D-20	W	38-27	at NY Jets	30,572	
D-27	W	17-7	Buffalo	57,547	

Note: Game of Sept. 27 at San Francisco cancelled due to the NFL players' strike ... Games of Oct. 4 - Oct. 18 were "replacement games" played with replacement players during strike

TEAM STATS	EAGLES	OPP
Total First Downs	289	301
Rushing	112	85
Passing	154	186
Penalty	23	30
3rd Down: Made/Att	75/241	69/216
3rd Down Pct.	31.1	31.9
4th Down: Made/Att	8/19	7/17
4th Down Pct.	42.1	41.2
Possession Avg.	na	na
Total Net Yards	5077	5249
Avg. Per Game	338.5	349.9
Total Plays	1101	1046
Avg. Per Play	4.6	5.0
Net Yards Rushing	2027	1643
Avg. Per Game	135.1	109.5
Total Rushes	509	428
Net Yards Passing	3050	3606
Avg. Per Game	203.3	240.4
Sacked/Yards Lost	72/511	57/452
Gross Yards	3561	4058
Att./Completions	520/283	561/305
Completion Pct.	54.4	54.4
Had Intercepted	16	21
Punts/Average	102/37.0	88/37.1
Net Punting Avg.	31.4	33.4
Penalties/Yards	116/919	105/830
Fumbles/Ball Lost	44/19	41/27
Touchdowns	40	47
Rushing	12	16
Passing	26	29
Returns	2	2
Score By Periods	Q1 Q2 Q3 Q4 OT Pts	
Eagles	46 118 86 84 3 337	
Opponents	88 133 65 85 9 380	

Passing	Att	Cmp	Yds	Cmp%	Y/A	TD	TD%	Int	Int%	Lg	Sk/Lost	Rat
Cunningham	406	223	2786	54.9	6.86	23	5.7	12	3.0	70t	54/380	83.0
Tinsley	86	48	637	55.8	7.41	3	3.5	4	4.7	62t	6/55	71.7
Merkens	14	7	70	50.0	5.00	0	0.0	0	0.0	17	10/62	64.6
Horn	11	5	68	45.5	6.18	0	0.0	0	0.0	23	1/7	65.7
Carter	1	0	0	0.0	0.0	0	0.0	0	0.0	--	0/0	39.6
Grant	1	0	0	0.0	0.0	0	0.0	0	0.0	--	0/0	39.6
Toney	1	0	0	0.0	0.0	0	0.0	0	0.0	--	0/0	39.6
Teltschik	0	0	0	---	---	0	---	0	---	--	1/7	---
Eagles	520	283	3561	54.4	6.85	26	5.0	16	3.1	70t	72/511	79.8
Opponents	561	305	4058	54.4	7.23	29	5.2	21	3.7	77t	57/452	79.2

Scoring	TD	Ru	Pa	Rt	PAT	FG	2Pt	Pts
McFadden	0	0	0	0	36/36	16/26	0	84
Quick	11	0	11	0			0	66
Toney	6	5	1	0			0	36
Byars	4	3	1	0			0	24
Cunningham	3	3	0	0			0	18
Jackson	3	0	3	0			0	18
Carter	2	0	2	0			0	12
Garrity	2	0	2	0			0	12
Spagnola	2	0	2	0			0	12
Jacobs	0	0	0	0	2/4	3/5	0	11
Bowman	1	0	1	0			0	6
Clemons	1	0	1	0			0	6
Giles	1	0	1	0			0	6
Joyner	1	0	0	1			0	6
Ross	1	1	0	0			0	6
Siano	1	0	1	0			0	6
White	1	0	0	1			0	6
Team (s)	0	0	0	0			0	2
Eagles	40	12	26	2	38/40	19/31	0	337
Opponents	47	16	29	2	44/46	18/29	0	380

Rushing	No.	Yds	Avg	Lg	TD
Cunningham	76	505	6.6	45	3
Toney	127	473	3.7	36	5
Byars	116	426	3.7	30	3
Haddix	59	165	2.8	11	0
R.Brown	39	136	3.5	23	0
Robinson	24	114	4.8	18	0
Tautalatasi	26	69	2.7	17	0
Ross	14	54	3.9	12	1
Teltschik	3	32	10.7	23	0
Jackson	6	27	4.5	10	0
Grant	1	20	20.0	20	0
Morse	6	14	2.3	7	0
Tinsley	4	2	0.5	2	0
Clemons	3	0	0.0	0	0
Horn	1	0	0.0	0	0
Cavanaugh	1	-2	-2.0	-2	0
Merkens	3	-8	-2.7	1	0
Eagles	509	2027	4.0	45	12
Opponents	428	1643	3.8	62t	16

Receiving	No.	Yds	Avg	Lg	TD
Quick	46	790	17.2	61t	11
Toney	39	341	8.7	33	1
Spagnola	36	350	9.7	22	2
Tautalatasi	25	176	7.0	22	0
Jackson	21	471	22.4	70t	3
Byars	21	177	8.4	30	1
Grant	16	280	17.5	41	0
Garrity	12	242	20.2	41	2
Siano	9	137	15.2	34	1
Bailey	8	69	8.6	19	0
R.Brown	8	53	6.6	14	0
Giles	7	95	13.6	40t	1
Haddix	7	58	8.3	23	0
Bowman	6	127	21.2	62t	1
Carter	5	84	16.8	25	2
Repko	5	46	9.2	12	0
Ross	5	41	8.2	17	0
Robinson	2	9	4.5	5	0
Clemons	1	13	13.0	13t	1
Little	1	8	8.0	8	0
Morse	1	8	8.0	8	0
Cunningham	1	-3	-3.0	-3	0
Singletary	1	-11	-11.0	-11	0
Eagles	283	3561	12.6	70t	26
Opponents	305	4058	13.3	77t	29

INTs	No.	Yds	Avg	Lg	TD
Foules	4	6	1.5	6	0
Waters	3	63	21.0	63	0
Joyner	2	42	21.0	29	0
Kullman	2	25	12.5	13	0
Brown	2	7	3.5	6	0
Hoage	2	3	1.5	3	0
Cooper	2	0	0.0	0	0
Young	1	30	30.0	30	0
Evans	1	12	12.0	12	0
C.Brown	1	9	9.0	9	0
West	1	0	0.0	0	0
Eagles	21	197	9.4	63	0
Opponents	16	68	4.3	25	0

Sacks: White 21.0, Simmons 6.0, J.Brown 4.0, Joyner 4.0, Smalls 2.5, Grooms 2.0, Phillips 2.0, Pitts 2.0, Clarke 1.5, Jiles 1.5, Battaglia 1.0, C.Brown 1.0, Cobb 1.0, Frizzell 1.0, Griffin 1.0, Hoage 1.0, Lee 1.0, Mitchell 1.0, Reichenbach 1.0, West 1.0, Auer 0.5, **Eagles 57.0, Opponents 72.0**

Punting	No.	Yds	Avg	Net	TB	Lg	B
Teltschik	82	3131	38.2	32.0	4	60	1
Jacobs	10	369	36.9	30.5	0	44	1
Royals	5	209	41.8	30.6	1	48	0
Merkens	2	61	30.5	20.3	0	38	1
Eagles	102	3770	37.0	31.4	5	60	3
Opponents	88	3262	37.1	33.4	6	65	0

Kickoff Returns	No.	Yds	Avg	Lg	TD
Morse	24	386	16.1	28	0
Carter	12	241	20.1	33	0
Bowman	7	153	21.9	32	0
Cooper	5	86	17.2	24	0
Reid	4	58	14.5	19	0
Tautalatasi	3	53	17.7	32	0
Lavette	2	37	18.5	19	0
Haddix	2	16	8.0	9	0
Turrall	1	21	21.0	21	0
R.Brown	1	20	20.0	20	0
C.Brown	1	13	13.0	13	0
Siano	1	13	13.0	13	0
Ulmer	1	8	8.0	8	0
Alexander	1	6	6.0	6	0
Reeves	0	1	--	1	0
Clemons	1	0	0.0	0	0
Eagles	66	1112	16.8	33	0
Opponents	59	1276	21.6	54	0

Field Goals	1-19	20-29	30-39	40-49	50+
McFadden	1/1	3/4	6/10	6/9	0/2
Jacobs	0/0	1/1	0/1	2/3	0/0
Eagles	1/1	4/5	6/11	8/12	0/2
Opponents	0/0	8/8	0/3	7/14	3/4



SCHEDULE & RESULTS (5-10-1)					
S-07	L	14-41	at Washington	53,982	
S-14	L	10-13	at Chicago (OT)	65,130	
S-21	L	7-33	Denver	63,839	
S-28	W	34-20	LA Rams	65,646	
O-05	W	16-0	at Atlanta	57,104	
O-12	L	3-35	at NY Giants	74,221	
O-19	L	14-17	Dallas	68,572	
O-26	W	23-7	San Diego	41,469	
N-02	L	10-13	at St. Louis	33,051	
N-09	L	14-17	NY Giants	60,601	
N-16	L	11-13	Detroit	54,568	
N-23	L	20-24	at Seattle	55,786	
N-30	W	33-27	at LA Raiders (OT)	53,338	
D-07	T	10-10	St. Louis (OT)	50,148	
D-14	W	23-21	at Dallas	46,117	
D-21	L	14-21	Washington	61,816	

TEAM STATS	EAGLES	OPP
Total First Downs	287	278
Rushing	113	97
Passing	150	156
Penalty	24	25
3rd Down: Made/Att	105/273	79/230
3rd Down Pct.	38.5	34.3
4th Down: Made/Att	5/12	9/16
4th Down Pct.	41.7	56.3
Possession Avg.	31:57	28:03
Total Net Yards	4542	5224
Avg. Per Game	283.9	326.5
Total Plays	1117	1043
Avg. Per Play	4.1	5.0
Net Yards Rushing	2002	1989
Avg. Per Game	125.1	124.3
Total Rushes	499	458
Net Yards Passing	2540	3235
Avg. Per Game	158.8	202.2
Sacked/Yards Lost	104/708	53/406
Gross Yards	3248	3641
Att./Completions	514/268	532/260
Completion Pct.	52.1	48.9
Had Intercepted	17	23
Punts/Average	111/41.0	97/38.7
Net Punting Avg.	33.5	32.3
Penalties/Yards	102/901	115/884
Fumbles/Ball Lost	34/10	30/13
Touchdowns	28	39
Rushing	8	14
Passing	19	21
Returns	1	4

Score By Periods	Q1	Q2	Q3	Q4	OT	Pts
Eagles	66	51	48	85	6	256
Opponents	50	75	86	98	3	312

Passing	Att	Cmp	Yds	Cmp%	Y/A	TD	TD%	Int	Int%	Lg	Sk/Lost	Rat
Jaworski	245	128	1405	52.2	5.73	8	3.3	6	2.4	56	22/156	70.2
Cunningham	209	111	1391	53.1	6.66	8	3.8	7	3.3	75t	72/489	72.9
Cavanaugh	58	28	397	48.3	6.84	2	3.4	4	6.9	49	9/56	53.6
Byars	2	1	55	50.0	27.50	1	50.0	0	0.0	55t	1/7	135.4
Eagles	514	268	3248	52.1	6.32	19	3.7	17	3.3	75t	104/708	70.4
Opponents	532	260	3641	48.9	6.84	21	3.9	23	4.3	84t	53/406	66.5

Scoring	TD	Ru	Pa	Rt	PAT	FG	2Pt	Pts
McFadden	0	0	0	0	26-27	20-31	0	86
Quick	9	0	9	0			0	54
K.Jackson	6	0	6	0			0	36
Cunningham	5	5	0	0			0	30
Tautalatasi	2	0	2	0			0	12
Byars	1	1	0	0			0	6
Crawford	1	1	0	0			0	6
Garrity	1	0	0	1			0	6
R.Johnson	1	0	1	0			0	6
Spagnola	1	0	1	0			0	6
Toney	1	1	0	0			0	6
Brown (s)	0	0	0	0			0	2
Eagles	28	8	19	1	26-27	20-31	0	256
Opponents	39	14	21	4	37-39	13-26	0	312

Rushing	No.	Yds	Avg	Lg	TD
Byars	177	577	3.3	32	1
Cunningham	66	540	8.2	20	5
Toney	69	285	4.1	43	1
Haddix	79	276	3.5	18	0
Tautalatasi	51	163	3.2	50	0
Crawford	28	88	3.1	15	1
Jaworski	13	33	2.5	10	0
Cavanaugh	9	26	2.9	11	0
M.Waters	5	8	1.6	5	0
K.Jackson	1	6	6.0	6	0
Teltschik	1	0	0.0	0	0
Eagles	499	2002	4.0	50	8
Opponents	458	1989	4.3	84t	14

Receiving	No.	Yds	Avg	Lg	TD
Quick	60	939	15.7	75t	9
Tautalatasi	41	325	7.9	56	2
Spagnola	39	397	10.2	38	1
K.Jackson	30	506	16.9	49	6
Haddix	26	150	5.8	29	0
Little	14	132	9.4	26	0
Toney	13	177	13.6	47	0
Garrity	12	227	18.9	34	0
R.Johnson	11	207	18.8	39	1
Byars	11	44	4.0	17	0
P.Smith	6	94	15.7	36	0
M.Waters	2	27	13.5	19	0
Darby	2	16	8.0	13	0
Duckworth	1	7	7.0	7	0
Eagles	268	3248	12.1	75t	19
Opponents	260	3641	14.0	84t	21

INTs	No.	Yds	Avg	Lg	TD
A.Waters	6	39	6.5	21	0
Young	6	9	1.5	9	0
Cooper	3	20	6.7	20	0
A.Johnson	3	6	2.0	9	0
Hoage	1	18	18.0	18	0
Foules	1	14	14.0	14	0
Schulz	1	11	11.0	11	0
Joyner	1	4	4.0	4	0
Cobb	1	3	3.0	3	0
Eagles	23	124	5.4	21	0
Opponents	17	192	11.3	32t	1

Sacks: White 18.0, Brown 9.0, Clarke 8.0, Cobb 6.0, Jiles 2.0, Joyner 2.0, Simmons 2.0, A.Waters 2.0, Cooper 1.0, Darby 1.0, A.Johnson 1.0, Singletary 1.0, **Eagles 53.0, Opponents 104.0**

Punting	No.	Yds	Avg	Net	TB	Lg	B
Teltschik	108	4493	41.6	33.6	10	62	1
Cunningham	2	54	27.0	25.5	0	39	0
Eagles	111	4547	41.0	33.5	10	62	1
Opponents	97	3751	38.7	32.3	12	68	2

Punt Returns	Ret	FC	Yds	Avg	Lg	TD
Garrity	17	7	187	11.0	76t	1
Cooper	16	7	139	8.7	58	0
M.Waters	7	1	130	4.3	13	0
P.Smith	4	1	18	4.5	7	0
Eagles	44	16	374	8.5	76t	1
Opponents	63	13	634	10.1	75t	2

Kickoff Returns	No.	Yds	Avg	Lg	TD
Crawford	27	497	18.4	36	0
Tautalatasi	18	344	19.1	51	0
Byars	2	47	23.5	31	0
Cooper	2	42	21.0	24	0
Quick	2	6	3.0	6	0
Schulz	1	9	9.0	9	0
Simmons	1	0	0.0	0	0
Eagles	53	945	17.8	51	0
Opponents	62	1261	20.3	40	0

Field Goals	1-19	20-29	30-39	40-49	50+
McFadden	0/0	6/6	10/12	3/10	1/3
Eagles	0/0	6/6	10/12	3/10	1/3
Opponents	1/1	5/6	5/9	1/8	1/2



SCHEDULE & RESULTS (7-9)					
S-08	L	0-21	at NY Giants	76,141	
S-15	L	6-17	LA Rams	60,920	
S-22	W	19-6	at Washington	53,748	
S-29	L	10-16	NY Giants (OT)	66,696	
O-06	L	21-23	at New Orleans	56,364	
O-13	W	30-7	St. Louis	48,186	
O-20	W	16-14	Dallas	70,114	
O-27	W	21-17	Buffalo	60,987	
N-03	L	13-24	at San Francisco	58,383	
N-10	W	23-17	Atlanta (OT)	63,691	
N-17	W	24-14	at St. Louis	39,032	
N-24	L	17-34	at Dallas	54,047	
D-01	L	23-28	Minnesota	54,688	
D-08	L	12-17	Washington	60,737	
D-15	L	14-20	at San Diego	45,569	
D-22	W	37-35	at Minnesota	49,722	

TEAM STATS	EAGLES	OPP
Total First Downs	292	307
Rushing	82	122
Passing	188	160
Penalty	22	25
3rd Down: Made/Att	82/232	91/234
3rd Down Pct.	35.3	38.9
4th Down: Made/Att	7/13	4/7
4th Down Pct.	53.8	57.1
Possession Avg.	na	na
Total Net Yards	5216	5135
Avg. Per Game	326.0	320.9
Total Plays	1050	1058
Avg. Per Play	5.0	4.9
Net Yards Rushing	1630	2205
Avg. Per Game	101.9	137.8
Total Rushes	428	526
Net Yards Passing	3586	2930
Avg. Per Game	224.1	183.1
Sacked/Yards Lost	55/450	53/359
Gross Yards	4036	3289
Att./Completions	567/290	478/251
Completion Pct.	51.1	52.5
Had Intercepted	28	18
Punts/Average	91/41.5	92/42.6
Net Punting Avg.	34.2	36.6
Penalties/Yards	98/736	99/834
Fumbles/Ball Lost	25/12	27/14
Touchdowns	30	39
Rushing	8	17
Passing	19	18
Returns	3	4

Score By Periods	Q1	Q2	Q3	Q4	OT	Pts
Eagles	60	72	56	92	6	286
Opponents	69	67	76	92	6	310

Passing	Att	Cmp	Yds	Cmp%	Y/A	TD	TD%	Int	Int%	Lg	Sk/Lost	Rat
Jaworski	484	255	3450	52.7	7.13	17	3.5	20	4.1	99t	34/289	70.2
Cunningham	81	34	548	42.0	6.77	1	1.2	8	9.9	69	20/150	29.8
Hunter	2	1	38	50.0	19.00	1	50.0	0	0.0	38t	1/11	135.4
Eagles	567	290	4036	51.1	7.12	19	3.4	28	4.9	99t	55/450	65.0
Opponents	478	251	3289	52.5	6.88	18	3.8	18	3.8	46	53/359	71.4

Scoring	TD	Ru	Pa	Rt	PAT	FG	2Pt	Pts
McFadden	0	0	0	0	29-29	25-30	0	104
Quick	11	0	11	0			0	66
E.Jackson	6	5	1	0			0	36
Spagnola	5	0	5	0			0	30
Hunter	2	1	1	0			0	12
Jaworski	2	2	0	0			0	12
Edwards	1	0	0	1			0	6
Hopkins	1	0	0	1			0	6
K.Jackson	1	0	1	0			0	6
Little	1	0	0	1			0	6
White (2)	0	0	0	0			0	2
Eagles	30	8	19	3	29-29	25-30	0	286
Opponents	39	17	18	4	37-38	13-29	0	310

Rushing	No.	Yds	Avg	Lg	TD
E.Jackson	282	1028	3.6	59	5
Haddix	67	213	3.2	12	0
Cunnigham	29	205	7.1	37	0
Hunter	27	121	4.5	74t	1
Jaworski	17	35	2.1	31	2
Everett	4	13	3.3	8	0
Horan	1	12	12.0	12	0
Oliver	1	3	3.0	3	0
Eagles	428	1630	3.8	74t	8
Opponents	526	2205	4.2	60	17

Receiving	No.	Yds	Avg	Lg	TD
Quick	73	1247	17.1	99t	11
Spagnola	64	772	12.1	35	5
Haddix	43	330	7.7	17	0
K.Jackson	40	692	17.3	54	1
Hunter	28	405	14.7	43	1
R.Johnson	11	186	16.9	37	0
E.Jackson	10	126	12.6	25	1
Garrity	7	142	20.3	34	0
Little	7	82	11.7	28	0
Everett	4	25	6.3	11	0
K.Baker	2	25	12.5	20	0
Oliver	1	4	4.0	4	0
Eagles	290	4036	13.9	99t	19
Opponents	251	3289	13.1	46	18

INTs	No.	Yds	Avg	Lg	TD
Hopkins	6	36	6.0	24t	1
Ellis	4	32	8.0	18	0
Edwards	3	8	2.7	3t	1
Cooper	2	13	6.5	13	0
Kraynak	1	26	26.0	26	0
Reichenbach	1	10	10.0	10	0
Young	1	0	0.0	0	0
Eagles	18	125	6.9	26	2
Opponents	28	474	16.9	46	2

Sacks: G.Brown 13.0, White 13.0, Clarke 7.0, Strauthers 5.5, Cobb 5.0, Ellis 2.0, Hopkins 2.0, Wilkes 2.0, Darby 1.5, Cooper 1.0, Creswell 1.0, **Eagles 53.0, Opponents 55.0**

Punting	No.	Yds	Avg	Net	TB	Lg	B
Horan	91	3777	41.5	34.2	10	75	0
Eagles	91	3777	41.5	34.2	10	75	0
Opponents	92	3918	42.6	36.6	8	68	2

Punt Returns	Ret	FC	Yds	Avg	Lg	TD
Cooper	43	10	364	8.5	56	0
Waters	1	0	23	23.0	23	0
Hunter	1	0	6	6.0	6	0
Eagles	45	10	393	8.7	56	0
Opponents	41	16	462	11.3	80t	1

Kickoff Returns	No.	Yds	Avg	Lg	TD
Hunter	48	1047	21.8	51	0
Waters	4	74	18.5	23	0
Cooper	3	32	10.7	13	0
Foules	1	7	7.0	7	0
Eagles	56	1160	20.7	51	0
Opponents	65	1293	19.9	88	0

Field Goals	1-19	20-29	30-39	40-49	50+
McFadden	0/0	6/6	11/11	6/8	2/5
Eagles	0/0	6/6	11/11	6/8	2/5
Opponents	0/1	3/4	4/8	6/13	0/3

McFadden: () (50G,45G,53M) (41G,36G,37G,34G) (41G,43M) () (39G,21G,52G) (39G,33G,36G) () (36G,44G) (30G) (52M,20G) (26G) (29G,33G,25G) (44G) (43M,52M) (26G,43G,35G)



SCHEDULE & RESULTS (6-9-1)				
S-02	L	27-28	at NY Giants	71,520
S-09	W	19-17	Minnesota	55,942
S-16	L	17-23	at Dallas	64,521
S-23	L	9-21	San Francisco	62,771
S-30	L	0-20	at Washington	53,064
O-07	W	27-17	at Buffalo	37,555
O-14	W	16-7	Indianapolis	50,277
O-21	W	24-10	NY Giants	64,677
O-28	L	14-34	St. Louis	54,310
N-04	T	23-23	at Detroit (OT)	59,141
N-11	L	23-24	at Miami	70,227
N-18	W	16-10	Washington	63,117
N-25	L	16-17	at St. Louis	39,858
D-02	L	10-26	Dallas	66,322
D-09	W	27-17	New England	41,581
D-16	L	10-26	at Atlanta	15,582

TEAM STATS	EAGLES	OPP
Total First Downs	280	307
Rushing	83	123
Passing	176	171
Penalty	21	13
3rd Down: Made/Att	76/231	104/251
3rd Down Pct.	32.9	41.4
4th Down: Made/Att	9/17	6/11
4th Down Pct.	52.9	54.5
Possession Avg.	na	na
Total Net Yards	4698	5239
Avg. Per Game	293.6	327.4
Total Plays	1047	1109
Avg. Per Play	4.5	4.7
Net Yards Rushing	1338	2189
Avg. Per Game	83.6	136.8
Total Rushes	381	556
Net Yards Passing	3360	3050
Avg. Per Game	210.0	190.6
Sacked/Yards Lost	60/463	60/456
Gross Yards	3823	3506
Att./Completions	606/331	492/262
Completion Pct.	54.6	53.3
Had Intercepted	17	20
Punts/Average	92/42.2	89/39.3
Net Punting Avg.	35.6	33.6
Penalties/Yards	77/632	96/904
Fumbles/Ball Lost	23/16	32/11
Touchdowns	27	36
Rushing	6	12
Passing	19	22
Returns	2	2

Score By Periods	Q1	Q2	Q3	Q4	OT	Pts
Eagles	64	76	53	85	0	278
Opponents	61	102	74	83	0	320

Passing	Att	Cmp	Yds	Cmp%	Y/A	TD	TD%	Int	Int%	Lg	Sk/Lost	Rat
Jaworski	427	234	2754	54.8	6.45	16	3.7	14	3.3	90t	34/270	73.4
Pisarcik	176	96	1036	54.5	5.89	3	1.7	3	1.7	40	25/183	70.7
Montgomery	2	0	0	0.0	0.00	0	0.0	0	0.0	0	1/10	39.6
May	1	1	33	100.0	33.00	0	0.0	0	0.0	33	0/0	118.8
Eagles	606	331	3823	54.6	6.31	19	3.1	17	2.8	90t	60/463	72.6
Opponents	492	262	3506	53.3	7.13	22	4.5	20	4.1	68	60/456	74.1

Scoring	TD	Ru	Pa	Rt	PAT	FG	2Pt	Pts
McFadden	0	0	0	0	26-27	30-37	0	116
Quick	9	0	9	0			0	54
Kab	3	0	3	0			0	18
Woodruff	3	0	3	0			0	18
Hoover	2	0	2	0			0	12
Montgomery	2	2	0	0			0	12
Pisarcik	2	2	0	0			0	12
Haddix	1	1	0	0			0	6
K.Jackson	1	0	1	0			0	6
Jaworski	1	1	0	0			0	6
Kraynak	1	0	0	1			0	6
Spagnola	1	0	1	0			0	6
Waters	1	0	0	1			0	6
Eagles	27	6	19	2	26-27	30-37	0	278
Opponents	36	12	22	2	36-36	22-35	0	320

Rushing	No.	Yds	Avg	Lg	TD
Montgomery	201	789	3.9	27	2
Oliver	72	263	3.7	17	0
Haddix	48	130	2.7	21	1
M.Williams	33	83	2.5	8	0
Hardy	14	41	2.9	10	0
Pisarcik	7	19	2.7	16	2
Jaworski	5	18	3.6	10	1
Quick	1	-5	-5.0	-5	0
Eagles	381	1338	3.5	27	6
Opponents	556	2189	3.9	34	12

Receiving	No.	Yds	Avg	Lg	TD
Spagnola	65	701	10.8	34	1
Quick	61	1052	17.2	90t	9
Montgomery	60	501	8.4	28	0
Haddix	33	231	7.0	22	0
Oliver	32	142	4.4	21	0
Woodruff	30	484	16.1	38	3
K.Jackson	26	398	15.3	83t	1
Kab	9	102	11.3	26	3
M.Williams	7	47	6.7	15	0
Hoover	6	143	23.8	44	2
Hardy	2	22	11.0	13	0
Eagles	331	3823	11.5	90t	19
Opponents	262	3506	13.4	68	22

INTs	No.	Yds	Avg	Lg	TD
Ellis	7	119	17.0	31	0
Hopkins	5	107	21.4	33	0
Foules	4	27	6.8	20	0
Edwards	2	0	0.0	0	0
Wilson	1	28	28.0	28	0
Wilkes	1	6	6.0	6	0
Eagles	20	287	14.4	33	0
Opponents	17	211	12.4	43	1

Sacks: G.Brown 16.0, D.Harrison 12.0, Clarke 10.5, Darby 5.0, Armstrong 3.0, Griggs 3.0, Strauthers 2.0, Wilkes 2.0, Hopkins 1.5, Schulz 1.5, J.Williams 1.5, J.Robinson 1.0, Team 1.0.

Eagles 60.0, Opponents 60.0

Punting	No.	Yds	Avg	Net	TB	Lg	B
Horan	92	3880	42.2	35.6	6	69	0
Eagles	92	3880	42.2	35.6	6	69	0
Opponents	89	3497	39.3	33.6	13	64	2

Punt Returns	Ret	FC	Yds	Avg	Lg	TD
Cooper	40	19	250	6.3	16	0
Eagles	40	19	250	6.3	16	0
Opponents	58	7	486	8.4	46	0

Kickoff Returns	No.	Yds	Avg	Lg	TD
Hayes	22	441	20.0	44	0
Cooper	17	296	17.4	48	0
Waters	13	319	24.5	89t	1
Everett	3	40	13.3	18	0
Ellis	2	25	12.5	15	0
Hardy	1	20	20.0	20	0
Strauthers	1	12	12.0	12	0
Eagles	59	1153	19.5	89t	1
Opponents	69	1298	18.8	51	0

Field Goals	1-19	20-29	30-39	40-49	50+
McFadden	0/0	4/5	13/16	10/12	3/4
Eagles	0/0	4/5	13/16	10/12	3/4
Opponents	2/2	6/8	10/14	3/7	1/4

McFadden: (47G,37N,41G) (27G,37G,49G,37G) (39G,39N) (35G,32G,33G) () (36G,22G) (34G,32G,33G) (45G,52N) () (52G,51G,40G) (45G) (43G,34G,41G,44N) (31G,43G,26N,32G) (23G) (50G,46G,48N) (20G,37N)



SCHEDULE & RESULTS (5-11)					
S-03	W	22-17	at San Francisco	55,775	
S-11	L	13-23	Washington	69,542	
S-18	W	13-10	at Denver	74,202	
S-25	L	11-14	St. Louis	64,465	
O-02	W	28-24	at Atlanta	50,621	
O-09	W	17-13	at NY Giants	73,291	
O-16	L	7-37	at Dallas	63,070	
O-23	L	6-7	Chicago	45,263	
O-30	L	21-22	Baltimore	59,150	
N-06	L	20-27	Dallas	71,236	
N-13	L	14-17	at Chicago	47,524	
N-20	L	0-23	NY Giants	57,977	
N-27	L	24-28	at Washington	54,324	
D-04	W	13-9	LA Rams	32,867	
D-11	L	17-20	New Orleans (OT)	45,182	
D-18	L	7-31	at St. Louis	21,902	

TEAM STATS	EAGLES	OPP
Total First Downs	253	310
Rushing	91	144
Passing	150	149
Penalty	12	17
3rd Down: Made/Att	68/203	101/245
3rd Down Pct.	33.5	41.2
4th Down: Made/Att	6/11	11/16
4th Down Pct.	54.5	68.8
Possession Avg.	na	na
Total Net Yards	4534	5447
Avg. Per Game	283.4	340.4
Total Plays	945	1108
Avg. Per Play	4.8	4.9
Net Yards Rushing	1417	2655
Avg. Per Game	88.6	165.9
Total Rushes	402	633
Net Yards Passing	3117	2792
Avg. Per Game	194.8	174.5
Sacked/Yards Lost	57/415	36/256
Gross Yards	3532	3048
Att./Completions	486/252	430/247
Completion Pct.	51.9	57.4
Had Intercepted	18	8
Punts/Average	86/40.9	80/37.8
Net Punting Avg.	33.4	33.5
Penalties/Yards	79/637	89/755
Fumbles/Ball Lost	37/18	30/15
Touchdowns	27	34
Rushing	5	14
Passing	22	20
Returns	0	0
Score By Periods	Q1 Q2 Q3 Q4 OT Pts	
Eagles	58 54 61 60 0	233
Opponents	47 128 53 91 3	322

Passing	Att	Cmp	Yds	Cmp%	Y/A
Jaworski	446	235	3315	52.7	7.43
Pisarcik	34	16	172	47.1	5.06
Carmichael	1	1	45	100.0	45.00
Pastorini	5	0	0	0.0	0.00
Eagles	486	252	3532	51.9	7.27
Opponents	430	247	3048	57.4	7.09

Scoring	TD	Ru	Pa	Rt	PAT	FG	2Pt	Pts
Quick	13	0	13	0			0	78
Franklin	0	0	0	0	24/27	15/26	0	69
Carmichael	3	0	3	0			0	18
Oliver	3	1	2	0			0	18
Haddix	2	2	0	0			0	12
Woodruff	2	0	2	0			0	12
Harrington	1	1	0	0			0	6
Jaworski	1	1	0	0			0	6
Kab	1	0	1	0			0	6
G.Young	1	0	1	0			0	6
Team (s)	0	0	0	0			0	2
Eagles	27	5	22	0	24/27	15/26	0	233
Opponents	34	14	20	0	34/34	28/37	0	322

Rushing	No.	Yds	Avg	Lg	TD
Oliver	121	434	3.6	24	1
M.Williams	103	385	3.7	32	0
Haddix	91	220	2.4	11	2
Montgomery	29	139	4.8	32	0
Jaworski	25	129	5.2	29	1
Harrington	23	98	4.3	35	1
Everett	5	7	1.4	7	0
Runager	1	6	6.0	6	0
Pastorini	1	0	0.0	0	0
Pisarcik	3	-1	-0.3	0	0
Eagles	402	1417	3.5	35	5
Opponents	633	2655	4.2	39	14

Receiving	No.	Yds	Avg	Lg	TD
Quick	69	1409	20.4	83t	13
Oliver	49	421	8.6	25	2
Carmichael	38	515	13.6	35	3
Haddix	23	254	11.0	34	0
Kab	18	195	10.8	25	1
M.Williams	17	142	8.4	29	0
Hoover	10	221	22.1	68	0
Montgomery	9	53	5.9	13	0
Woodruff	6	70	11.7	29t	2
Dixon	4	54	13.5	22	0
G.Young	3	125	41.7	71t	1
Sampleton	2	28	14.0	19	0
Everett	2	18	9.0	11	0
Harrington	1	19	19.0	19	0
R.Smith	1	8	8.0	8	0
Eagles	252	3532	14.0	83t	22
Opponents	247	3048	12.3	73t	20

TD	TD%	Int	Int%	Lg	Sk/Lost	Rat
20	4.5	18	4.0	83t	53/385	75.1
1	2.9	0	0.0	33	4/30	72.2
1	100.0	0	0.0	45t	0/0	158.3
0	0.0	0	0.0	--	0/0	39.6
22	4.5	18	3.7	83t	57/415	75.2
20	4.7	8	1.9	73t	36/256	87.2

INTs	No.	Yds	Avg	Lg	TD
Griggs	3	61	20.3	32	0
Ellis	1	18	18.0	18	0
Edwards	1	0	0.0	0	0
Foules	1	0	0.0	0	0
Logan	1	0	0.0	0	0
Young	1	0	0.0	0	0
Eagles	8	79	9.9	32	0
Opponents	18	155	8.6	29	0

Sacks: Harrison 11.5, G.Brown 8.5, Hairston 5.0, Armstrong 3.5, J.Williams 2.5, Clarke 1.0, Darby 1.0, Griggs 1.0, Hopkins 1.0, J.Robinson 1.0, Eagles 36.0, Opponents 57.0

Punting	No.	Yds	Avg	Net	TB	Lg	B
Runager	59	2459	41.7	34.2	5	55	0
Skladany	27	1062	39.4	31.5	2	51	0
Eagles	86	3521	40.9	33.4	7	55	0
Opponents	80	3020	37.8	33.5	4	59	1

Punt Returns	Ret	FC	Yds	Avg	Lg	TD
Sciarra	22	3	115	5.2	14	0
G.Young	14	3	93	6.6	23	0
Hoover	7	4	44	6.3	13	0
Foules	1	0	7	7.0	7	0
Logan	1	0	0	0.0	0	0
Eagles	45	10	259	5.8	23	0
Opponents	57	4	511	9.0	25	0

Kickoff Returns	No.	Yds	Avg	Lg	TD
G.Young	27	565	20.9	52	0
Everett	14	275	19.6	46	0
Ellis	7	119	17.0	25	0
Harrington	4	79	19.8	26	0
M.Williams	3	59	19.7	26	0
Haddix	3	51	17.0	24	0
Fritzsche	2	17	8.5	15	0
Darby	2	3	1.5	3	0
Eagles	62	1168	18.8	52	0
Opponents	45	804	17.9	30	0

Field Goals	1-19	20-29	30-39	40-49	50+
Franklin	1/1	5/5	6/9	2/8	1/3
Eagles	1/1	5/5	6/9	2/8	1/3
Opponents	0/0	12/14	10/13	4/6	2/4



SCHEDULE & RESULTS (3-6)					
S-12	L	34-37	Washington (OT)	68,885	
S-19	W	24-21	at Cleveland	78,830	
N-21	L	14-18	Cincinnati	65,172	
N-28	L	9-13	at Washington	48,313	
D-05	L	20-23	St. Louis	63,622	
D-11	L	7-23	at NY Giants	66,053	
D-19	W	35-14	Houston	44,119	
D-26	W	24-20	at Dallas	46,199	
J-02	L	24-26	NY Giants	55,797	

Note: As a result of a 57-day NFL players' strike, the NFL schedule was reduced from 16 weeks to nine weeks

TEAM STATS	EAGLES	OPP				
Total First Downs	157	177				
Rushing	48	68				
Passing	100	100				
Penalty	9	9				
3rd Down: Made/Att	32/106	61/140				
3rd Down Pct.	30.2	43.6				
4th Down: Made/Att	7/11	2/4				
4th Down Pct.	63.6	50.0				
Possession Avg.	na	na				
Total Net Yards	2685	2938				
Avg. Per Game	298.3	326.4				
Total Plays	531	614				
Avg. Per Play	5.1	4.8				
Net Yards Rushing	828	1031				
Avg. Per Game	92.1	114.6				
Total Rushes	211	299				
Net Yards Passing	1856	1907				
Avg. Per Game	206.2	211.9				
Sacked/Yards Lost	31/244	30/229				
Gross Yards	2100	2136				
Att./Completions	288/168	285/168				
Completion Pct.	58.3	58.9				
Had Intercepted	13	15				
Punts/Average	44/40.5	38/36.8				
Net Punting Avg.	32.9	33.4				
Penalties/Yards	38/253	45/341				
Fumbles/Ball Lost	26/10	21/12				
Touchdowns	25	19				
Rushing	11	5				
Passing	12	14				
Returns	2	0				
Score By Periods	Q1	Q2	Q3	Q4	OT	Pts
Eagles	45	34	36	76	0	191
Opponents	36	76	30	50	3	195

Passing	Att	Cmp	Yds	Cmp%	Y/A	TD	TD%	Int	Int%	Lg	Sk/Lost	Rat
Jaworski	286	167	2076	58.4	7.30	12	4.2	12	4.2	57	31/244	77.5
Pisarcik	1	1	24	100.0	24.00	0	0.0	0	0.0	24	0/0	118.8
Giammona	1	0	0	0.0	0.00	0	0.0	1	100.0	0	0/0	0.0
Eagles	288	168	2100	58.3	7.30	12	4.2	13	4.5	57	31/244	76.2
Opponents	285	168	2136	58.9	7.50	14	4.9	15	5.3	78t	30/229	76.9

Scoring	TD	Ru	Pa	Rt	PAT	FG	2Pt	Pts
Montgomery	9	7	2	0			0	54
Franklin	0	0	0	0	23/25	6/9	0	41
Carmichael	4	0	4	0			0	24
L.Harris	2	2	0	0			0	12
Spagnola	2	0	2	0			0	12
Blackmore	1	0	0	1			0	6
G.Brown	1	0	0	1			0	6
Campfield	1	0	1	0			0	6
Giammona	1	1	0	0			0	6
Harrington	1	1	0	0			0	6
Kab	1	0	1	0			0	6
Quick	1	0	1	0			0	6
R.Smith	1	0	1	0			0	6
Eagles	25	11	12	2	23/25	6/9	0	191
Opponents	19	5	14	0	19/19	20/22	0	195

Rushing	No.	Yds	Avg	Lg	TD
Montgomery	114	515	4.5	90t	7
Harrington	56	231	4.1	37	1
L.Harris	17	39	2.3	14	2
Giammona	11	29	3.6	8	1
Jaworski	10	9	0.9	6	0
Hoover	1	5	5.0	5	0
Campfield	1	2	2.0	2	0
LeMaster	1	-2	-2.0	-2	0
Eagles	211	828	3.9	90t	11
Opponents	299	1031	3.4	32	5

Receiving	No.	Yds	Avg	Lg	TD
Carmichael	35	540	15.4	44t	4
R.Smith	34	475	14.0	41t	1
Spagnola	26	313	12.0	57	2
Montgomery	20	258	12.9	42t	2
Campfield	14	141	10.1	24	1
Harrington	13	74	5.7	18	0
Quick	10	156	15.6	49t	1
Giammona	8	67	8.4	16	0
Kab	4	35	8.8	13	1
L.Harris	3	17	5.6	9	0
Sampleton	1	24	24.0	24	0
Eagles	168	2100	12.5	57	12
Opponents	168	2136	12.7	78t	14

INTs	No.	Yds	Avg	Lg	TD
Edwards	5	3	0.6	3	0
Young	4	3	0.8	3	0
J.Robinson	3	19	6.3	12	0
Blackmore	1	20	20.0	20t	1
Bunting	1	0	0.0	0	0
Wilson	1	0	0.0	0	0
Eagles	15	45	3.0	20t	1
Opponents	13	87	6.7	37	0

Sacks: Harrison 10.5, Clarke 4.5, Hairston 4.0, G.Brown 4.0, Bunting 3.0, LeMaster 2.0, J.Robinson 1.0, Wilkes 1.0. **Eagles 30.0, Opponents 31.0**

Punting	No.	Yds	Avg	Net	TB	Lg	B
Runager	44	1784	40.5	32.9	1	53	0
Eagles	44	1784	40.5	32.9	1	53	0
Opponents	38	1398	36.8	33.4	1	55	0

Punt Returns	Ret	FC	Yds	Avg	Lg	TD
Henry	20	2	103	5.2	11	0
Sciarra	2	2	5	2.5	5	0
Giammona	0	1	0	0.0	0	0
Eagles	22	5	108	4.9	11	0
Opponents	31	0	316	10.2	33	0

Kickoff Returns	No.	Yds	Avg	Lg	TD
Henry	24	541	22.5	44	0
Hoover	7	113	16.1	43	0
Murray	3	42	14.0	16	0
Campfield	2	30	15.0	16	0
Slater	2	30	15.0	15	0
Montgomery	1	12	12.0	12	0
Eagles	39	768	19.7	44	0
Opponents	39	885	22.7	58	0

Field Goals	1-19	20-29	30-39	40-49	50+
Franklin	0/0	1/1	1/2	4/5	0/1
Eagles	0/0	1/1	1/2	4/5	0/1
Opponents	2/2	6/6	7/8	5/6	0/0



SCHEDULE & RESULTS (10-6)					
S-06	W	24-10	at NY Giants	72,459	
S-13	W	13-3	New England	71,089	
S-17	W	20-14	at Buffalo	78,331	
S-27	W	36-13	Washington	70,664	
O-05	W	16-13	Atlanta	71,488	
O-11	W	31-14	at New Orleans	52,728	
O-18	L	23-35	at Minnesota	45,459	
O-25	W	20-10	Tampa Bay	70,714	
N-01	L	14-17	Dallas	72,111	
N-08	W	52-10	at St. Louis	48,421	
N-15	W	38-13	Baltimore	68,613	
N-22	L	10-20	NY Giants	66,327	
N-30	L	10-13	at Miami	67,797	
D-06	L	13-15	at Washington	52,206	
D-13	L	10-21	at Dallas	64,955	
D-20	W	38-0	St. Louis	56,636	
NFC WILD CARD					
D-27	L	21-27	NY Giants	71,611	

TEAM STATS	EAGLES	OPP
Total First Downs	332	266
Rushing	157	102
Passing	150	137
Penalty	25	27
3rd Down: Made/Att	95/214	101/236
3rd Down Pct.	44.4	42.9
4th Down: Made/Att	na	na
4th Down Pct.	na	na
Possession Avg.	na	na
Total Net Yards	5553	4447
Avg. Per Game	347.1	277.9
Total Plays	1058	1023
Avg. Per Play	5.2	4.3
Net Yards Rushing	2509	1751
Avg. Per Game	156.8	109.4
Total Rushes	559	476
Net Yards Passing	3044	2696
Avg. Per Game	190.3	168.5
Sacked/Yards Lost	22/205	40/354
Gross Yards	3249	3050
Att./Completions	476/258	507/248
Completion Pct.	54.2	48.9
Had Intercepted	22	26
Punts/Average	64/40.3	76/40.7
Net Punting Avg.	34.6	33.8
Penalties/Yards	113/855	90/798
Fumbles/Ball Lost	33/17	40/21
Touchdowns	44	26
Rushing	17	11
Passing	25	12
Returns	2	3

Score By Periods	Q1	Q2	Q3	Q4	OT	Pts
Eagles	71	125	82	90	0	368
Opponents	42	64	24	91	0	221

Passing	Att	Cmp	Yds	Cmp%	Y/A	TD	TD%	Int	Int%	Lg	Sk/Lost	Rat
Jaworski	461	250	3095	54.2	6.71	23	5.0	20	4.3	85t	na	73.8
Pisarcik	15	8	154	53.3	10.27	2	13.3	2	13.3	44t	na	89.3
Eagles	476	258	3249	54.2	6.83	25	5.3	22	4.6	85t	22/205	73.9
Opponents	507	248	3050	48.9	6.02	12	2.4	26	5.1	50t	40/354	54.4

Scoring	TD	Ru	Pa	Rt	PAT	FG	2Pt	Pts
Franklin	0	0	0	0	41/43	20/31	0	101
Montgomery	10	8	2	0			0	60
Carmichael	6	0	6	0			0	36
Krepfle	5	0	5	0			0	30
Campfield	4	1	3	0			0	24
Russell	4	4	0	0			0	24
C.Smith	4	0	4	0			0	24
Giammona	2	1	1	0			0	12
Harrington	2	2	0	0			0	12
Henry	2	2	0	0			0	12
Parker	2	0	2	0			0	12
G.Brown	1	0	0	1			0	6
LeMaster	1	0	0	1			0	6
Oliver	1	1	0	0			0	6
Clarke (s)	0	0	0	0			0	2
Wilkes	0	0	0	0	1/1	0/0	0	1
Eagles	44	17	25	2	42/44	20/31	0	368
Opponents	26	11	12	3	23/26	14/28	0	221

Rushing	No.	Yds	Avg	Lg	TD
Montgomery	286	1402	4.9	41	8
Oliver	74	329	4.4	39	1
Harrington	34	140	4.1	16	2
Murray	23	134	5.8	20	0
Jaworski	22	128	5.8	26	0
Russell	41	123	3.0	17	4
Campfield	31	115	3.7	13	1
Giammona	33	98	3.0	9	1
Atkins	1	21	21.0	21	0
LeMaster	1	7	7.0	7	0
R.Smith	1	7	7.0	7	0
C.Smith	2	5	2.5	5	0
Carmichael	1	1	1.0	1	0
Pisarcik	7	1	0.1	10	0
Sciarra	1	0	0.0	0	0
Henry	1	-2	-2.0	-2	0
Eagles	559	2509	4.5	41	17
Opponents	476	1751	3.7	73	11

Receiving	No.	Yds	Avg	Lg	TD
Carmichael	61	1028	16.9	85t	6
Montgomery	49	521	10.6	35t	2
C.Smith	38	564	14.8	32	4
Campfield	36	326	9.1	29t	3
Krepfle	20	210	10.5	26	5
Oliver	10	37	3.7	27	0
Henry	9	145	16.1	44t	2
Harrington	9	27	3.0	12	0
Parker	8	168	21.0	55t	2
Spagnola	6	83	13.8	28	0
Giammona	6	54	9.0	19	1
R.Smith	4	84	21.0	42	0
Murray	1	7	7.0	7	0
Russell	1	-5	-5.0	-5	0
Eagles	258	3249	12.6	85t	25
Opponents	248	3050	12.3	50t	12

INTs	No.	Yds	Avg	Lg	TD
Wilson	5	74	14.8	26	0
Young	4	35	8.8	33	0
Edwards	3	1	0.3	1	0
Chesley	2	66	33.0	35	0
Blackmore	2	43	21.5	25	0
LeMaster	2	28	14.0	22	0
Wilkes	2	18	9.0	11	0
Logan	2	-1	-0.5	-1	0
Robinson	1	3	3.0	3	0
Johnson	1	0	0.0	0	0
Phillips	1	0	0.0	0	0
Sciarra	1	0	0.0	0	0
Eagles	26	270	10.4	35	0
Opponents	22	357	16.2	52t	2

Sacks: Eagles 40.0, Opponents 22.0

Punting	No.	Yds	Avg	Net	TB	Lg	B
Runager	63	2567	40.7	34.9	6	64	na
Franklin	1	13	13.0	13.0	0	13	na
Eagles	64	2580	40.3	34.6	6	64	na
Opponents	76	3092	40.7	33.8	na	75	na

Punt Returns	Ret	FC	Yds	Avg	Lg	TD
Henry	54	8	396	7.3	52	0
Sciarra	4	0	26	6.5	10	0
Eagles	58	8	422	7.3	52	0
Opponents	34	1	246	7.2	21	0

Kickoff Returns	No.	Yds	Avg	Lg	TD
Henry	25	533	21.3	43	0
Campfield	12	223	18.6	32	0
Russell	2	28	14.0	20	0
Giammona	1	19	19.0	19	0
Atkins	1	15	15.0	15	0
Murray	1	14	14.0	14	0
Clarke	1	0	0.0	0	0
Eagles	43	832	19.3	43	0
Opponents	60	1304	21.7	57	0

Field Goals	1-19	20-29	30-39	40-49	50+
Franklin	0/0	5/5	7/9	7/13	1/4
Eagles	0/0	5/5	7/9	7/13	1/4
Opponents	1/2	5/6	4/6	4/13	0/1



SCHEDULE & RESULTS (12-4)				
S-07	W	27-6	Denver	70,307
S-14	W	42-7	at Minnesota	46,460
S-22	W	35-3	NY Giants	70,767
S-28	L	14-24	at St. Louis	49,079
O-05	W	24-14	Washington	69,044
O-12	W	31-16	at NY Giants	71,051
O-19	W	17-10	Dallas	70,696
O-26	W	17-14	Chicago	68,752
N-02	W	27-20	at Seattle	61,046
N-09	W	34-21	at New Orleans	44,340
N-16	W	24-0	at Washington	51,897
N-23	W	10-7	Oakland	68,585
N-30	L	21-22	at San Diego	51,760
D-07	L	17-20	Atlanta	70,205
D-14	W	17-3	St. Louis	68,969
D-21	L	27-35	at Dallas	62,548
NFC DIVISIONAL PLAYOFF				
J-03	W	31-16	Minnesota	68,434
NFC CHAMPIONSHIP GAME				
J-11	W	20-7	Dallas	70,696
SUPER BOWL XV (New Orleans)				
J-25	L	10-27	Oakland	75,500

TEAM STATS	EAGLES	OPP
Total First Downs	326	270
Rushing	118	87
Passing	186	157
Penalty	22	26
3rd Down: Made/Att	89/217	84/245
3rd Down Pct.	41.0	34.3
4th Down: Made/Att	na	na
4th Down Pct.	na	na
Possession Avg.	na	na
Total Net Yards	5519	4428
Avg. Per Game	344.9	276.8
Total Plays	1037	1032
Avg. Per Play	5.3	4.3
Net Yards Rushing	1995	1603
Avg. Per Game	124.7	100.1
Total Rushes	528	445
Net Yards Passing	3524	2825
Avg. Per Game	220.3	176.6
Sacked/Yards Lost	33/247	44/355
Gross Yards	3771	3180
Att./Completions	477/275	543/265
Completion Pct.	57.7	48.8
Had Intercepted	12	25
Punts/Average	76/38.8	89/41.3
Net Punting Avg.	33.7	33.2
Penalties/Yards	96/809	87/749
Fumbles/Ball Lost	29/16	28/11
Touchdowns	48	26
Rushing	19	8
Passing	28	16
Returns	1	2

Score By Periods	Q1	Q2	Q3	Q4	OT	Pts
Eagles	56	102	96	130	0	384
Opponents	63	60	55	44	0	222

Passing	Att	Cmp	Yds	Cmp%	Y/A	TD	TD%	Int	Int%	Lg	Sk/Lost	Rat
Jaworski	451	257	3529	57.0	7.82	27	6.0	12	2.7	56t	na	91.0
Pisarcik	22	15	187	68.2	8.50	0	0.0	0	0.0	46	na	94.3
Giammona	3	3	55	100.0	18.33	1	33.3	0	0.0	27	na	158.3
Montgomery	1	0	0	0.0	0.00	0	0.0	0	0.0	0	na	39.6
Eagles	477	275	3771	57.7	7.91	28	5.9	12	2.5	56t	33/247	92.1
Opponents	543	265	3180	48.8	5.86	16	2.9	25	4.6	86t	44/355	57.8

Scoring	TD	Ru	Pa	Rt	PAT	FG	2Pt	Pts
Franklin	0	0	0	0	48/48	16/31	0	96
Montgomery	10	8	2	0			0	60
Carmichael	9	0	9	0			0	54
Giammona	5	4	1	0			0	30
L.Harris	4	3	1	0			0	24
Krepfle	4	0	4	0			0	24
Campfield	3	1	2	0			0	18
C.Smith	3	0	3	0			0	18
Spagnola	3	0	3	0			0	18
Fitzkee	2	0	2	0			0	12
Harrington	1	1	0	0			0	6
Hogan	1	1	0	0			0	6
Jaworski	1	1	0	0			0	6
Parker	1	0	1	0			0	6
Robinson	1	0	0	1			0	6
Eagles	48	19	28	1	48/48	16/31	0	384
Opponents	26	8	16	2	24/26	14/26	0	222

Rushing	No.	Yds	Avg	Lg	TD
Montgomery	193	778	4.0	72t	8
Giammona	98	361	3.7	44	4
L.Harris	104	330	3.2	22	3
Harrington	32	166	5.2	19t	2
Campfield	44	120	2.7	19	1
Jaworski	27	95	3.5	19	1
Hogan	12	44	3.7	12	1
C.Smith	5	33	6.6	16	0
LeMaster	2	21	10.5	11	0
Fitzkee	1	15	15.0	15	0
Sciarra	3	11	3.7	9	0
Dixon	2	8	0.3	0	0
Culbreath	1	3	0.3	3	0
Pisarcik	3	-3	-1.0	-3	0
Eagles	528	1995	3.8	72t	20
Opponents	445	1603	3.6	37t	8

Receiving	No.	Yds	Avg	Lg	TD
Montgomery	50	407	8.1	46	2
Carmichael	48	815	17.0	56t	9
C.Smith	47	825	17.6	31	3
Krepfle	30	450	15.0	27	4
Campfield	26	275	10.6	50	2
Spagnola	18	193	10.7	20	3
Giammona	17	178	10.4	30	1
L.Harris	15	207	13.8	51	1
Parker	9	148	16.4	30	1
Fitzkee	6	169	28.2	45t	2
Henry	4	68	17.0	20	0
Harrington	3	24	8.0	17	0
Gilbert	1	7	7.0	7	0
Dixon	1	5	5.0	5	0
Eagles	275	3771	13.7	56t	28
Opponents	265	3180	12.0	86t	16

INTs	No.	Yds	Avg	Lg	TD
Wilson	6	79	13.2	41	0
Young	4	27	6.8	26	0
Edwards	3	12	4.0	9	0
Johnson	3	9	3.0	9	0
Robinson	2	13	6.5	13	0
Blackmore	2	0	0.0	0	0
Logan	1	16	16.0	16	0
Bergey	1	7	7.0	7	0
LeMaster	1	7	7.0	7	0
Hairston	1	0	0.0	0	0
Wilkes	1	0	0.0	0	0
Eagles	25	170	6.9	41	0
Opponents	12	220	18.3	70t	1

Sacks: Eagles 44.0, Opponents 33.0

Punting	No.	Yds	Avg	Net	TB	Lg	B
Runager	75	2947	39.3	33.7	na	58	1
Eagles	76	2947	38.8	33.7	na	58	1
Opponents	89	3673	41.3	33.2	na	62	na

Punt Returns	Ret	FC	Yds	Avg	Lg	TD
Sciarra	36	1	330	9.2	32	0
Henry	26	1	222	8.5	30	0
Giammona	1	0	8	8.0	8	0
Eagles	63	2	560	8.9	32	0
Opponents	35	9	224	6.4	21	0

Kickoff Returns	No.	Yds	Avg	Lg	TD
Campfield	26	540	20.8	33	0
Henry	7	154	22.0	39	0
Giammona	7	82	11.7	16	0
Harrington	6	104	17.3	30	0
Dixon	2	30	15.0	15	0
Montgomery	1	23	23.0	23	0
Blue	1	16	16.0	16	0
R.Baker	1	6	6.0	6	0
Clarke	1	0	0.0	0	0
Spagnola	1	0	0.0	0	0
Eagles	53	955	18.0	39	0
Opponents	69	1307	18.9	41	0



SCHEDULE & RESULTS (11-5)					
S-02	W	23-17	NY Giants	67,366	
S-10	L	10-14	Atlanta	66,935	
S-16	W	26-14	at New Orleans	54,212	
S-23	W	17-13	at NY Giants	74,265	
S-30	W	17-14	Pittsburgh	70,352	
O-07	W	28-17	Washington	69,142	
O-14	W	24-20	at St. Louis	48,367	
O-21	L	7-17	at Washington	54,442	
O-28	L	13-37	at Cincinnati	42,036	
N-04	L	19-24	Cleveland	69,019	
N-12	W	31-21	at Dallas	62,417	
N-18	W	16-13	St. Louis	70,235	
N-25	W	21-10	at Green Bay	50,023	
D-02	W	44-7	Detroit	66,128	
D-08	L	17-24	Dallas	71,434	
D-16	W	26-20	at Houston	49,407	
NFC WILD CARD					
D-23	W	27-17	Chicago	69,397	
NFC DIVISIONAL PLAYOFF					
D-29	L	17-24	at Tampa Bay	71,402	

TEAM STATS	EAGLES	OPP
Total First Downs	292	273
Rushing	122	128
Passing	150	125
Penalty	20	20
3rd Down: Made/Att	na	na
3rd Down Pct.	na	na
4th Down: Made/Att	na	na
4th Down Pct.	na	na
Possession Avg.	na	na
Total Net Yards	5031	4745
Avg. Per Game	314.7	296.6
Total Plays	1011	1019
Avg. Per Play	5.0	4.7
Net Yards Rushing	2421	2271
Avg. Per Game	151.3	141.9
Total Rushes	567	515
Net Yards Passing	2610	2474
Avg. Per Game	163.4	154.6
Sacked/Yards Lost	34/272	45/324
Gross Yards	2882	2798
Att./Completions	410/209	459/243
Completion Pct.	51.0	52.9
Had Intercepted	13	22
Punts/Average	76/38.9	85/39.9
Net Punting Avg.	34.7	33.5
Penalties/Yards	90/689	86/641
Fumbles/Ball Lost	37/16	20/11
Touchdowns	39	34
Rushing	17	16
Passing	21	18
Returns	1	0

Score By Periods	Q1	Q2	Q3	Q4	OT	Pts
Eagles	58	122	86	73	0	339
Opponents	53	67	52	110	0	282

Passing	Att	Cmp	Yds	Cmp%	Y/A	TD	TD%	Int	Int%	Lg	Sk/Lost	Rat
Jaworski	374	190	2669	50.8	7.14	18	4.8	12	3.2	53t	na	76.8
Walton	36	19	213	52.8	5.92	3	8.3	1	2.8	31	na	86.9
Eagles	410	209	2882	51.0	7.03	21	5.1	13	3.2	53t	34/272	77.7
Opponents	459	243	2798	52.9	6.10	18	3.9	23	5.0	78	45/324	63.8

Scoring	TD	Ru	Pa	Rt	PAT	FG	2Pt	Pts
Franklin	0	0	0	0	36/39	23/31	0	105
Montgomery	14	9	5	0	0	0	0	84
Carmichael	11	0	11	0	0	0	0	66
Campfield	3	3	0	1	0	0	0	24
Krepfle	3	0	3	0	0	0	0	18
Harris	2	2	0	0	0	0	0	12
Jaworski	2	2	0	0	0	0	0	12
Barnes	1	1	0	0	0	0	0	6
Fitzkee	1	0	1	0	0	0	0	6
Smith	1	0	1	0	0	0	0	6
Eagles	39	17	21	1	36/39	23/31	0	339
Opponents	34	16	18	0	33/34	15/23	0	282

Rushing	No.	Yds	Avg	Lg	TD
Montgomery	338	1512	4.5	62t	9
Harris	107	504	4.7	80	2
Campfield	30	165	5.5	40	3
Jaworski	43	119	2.8	21	2
Barnes	25	74	3.0	21	1
Giammona	15	38	2.5	9	0
LeMaster	1	15	15.0	15	0
Carmichael	1	0	0.0	0	0
Carr	1	-1	-1.0	-1	0
Walton	6	-5	-0.8	2	0
Eagles	567	2421	4.3	80	17
Opponents	515	2271	4.4	75	16

Receiving	No.	Yds	Avg	Lg	TD
Carmichael	52	872	16.8	50	11
Krepfle	41	760	18.5	45	3
Montgomery	41	494	12.0	53t	5
Smith	24	399	16.6	39	1
Harris	22	107	4.9	15	0
Campfield	16	115	7.2	17	0
Fitzkee	8	105	13.1	19	1
Spagnola	2	24	12.0	14	0
Barnes	1	6	6.0	6	0
Carr	1	2	2.0	2	0
McRae	1	-2	-2.0	-2	0
Eagles	209	2882	13.8	53t	21
Opponents	243	2798	11.5	78t	18

INTs	No.	Yds	Avg	Lg	TD
Wilson	4	70	17.5	50	0
Logan	3	57	19.0	35	0
Howard	3	34	11.3	34	0
Edwards	3	6	2.0	6	0
Sciarra	2	45	22.5	34	0
Chesley	2	39	19.5	25	0
Bunting	2	13	6.5	13	0
Wilkes	2	0	0.0	0	0
Bergey	1	0	0.0	0	0
Eagles	22	264	12.0	50	0
Opponents	13	132	10.2	23	0

Sacks: Eagles 45.0, Opponents 34.0

Punting	No.	Yds	Avg	Net	TB	Lg	B
Runager	74	2927	39.6	34.8	na	57	1
Franklin	1	32	32.0	32.0	na	32	0
Eagles	76	2959	38.9	34.7	na	57	1
Opponents	85	3392	39.9	33.5	na	62	na

Punt Returns	Ret	FC	Yds	Avg	Lg	TD
Henry	35	7	320	9.1	34	0
Sciarra	16	0	182	11.4	38	0
Giammona	5	0	42	8.4	14	0
Blackmore	1	1	0	0.0	0	0
Eagles	57	8	544	9.5	38	0
Opponents	34	10	200	5.9	24	0

Kickoff Returns	No.	Yds	Avg	Lg	TD
Henry	28	668	23.9	53	0
Giammona	15	294	19.6	31	0
Campfield	7	251	35.9	92t	1
Wilson	2	0	0.0	0	0
Barnes	1	23	23.0	23	0
Latimer	1	18	18.0	18	0
Montgomery	1	6	6.0	6	0
Smith	1	1	1.0	1	0
Eagles	56	1261	22.5	92t	1
Opponents	69	1267	18.4	38	0



SCHEDULE & RESULTS (9-7)					
S-03	L	14-16	LA Rams	64,721	
S-10	L	30-35	at Washington	54,380	
S-17	W	24-17	at New Orleans	49,242	
S-24	W	17-3	Miami	62,998	
O-01	W	17-14	at Baltimore	47,639	
O-08	L	14-24	at New England	61,016	
O-15	W	17-10	Washington	65,722	
O-22	L	7-14	at Dallas	60,525	
O-29	L	10-16	St. Louis	62,989	
N-05	W	10-3	Green Bay	64,214	
N-12	W	17-9	NY Jets	60,249	
N-19	W	19-17	at NY Giants	70,318	
N-26	W	14-10	at St. Louis	39,693	
D-03	L	27-28	at Minnesota	38,722	
D-10	L	13-31	Dallas	64,667	
D-17	W	20-3	NY Giants	56,396	
NFC WILD CARD					
D-24	L	13-14	at Atlanta	49,447	

TEAM STATS	EAGLES	OPP
Total First Downs	271	248
Rushing	143	92
Passing	112	136
Penalty	16	20
3rd Down: Made/Att	na	na
3rd Down Pct.	na	na
4th Down: Made/Att	na	na
4th Down Pct.	na	na
Possession Avg.	na	na
Total Net Yards	4653	4635
Avg. Per Game	290.8	289.7
Total Plays	1029	1000
Avg. Per Play	4.5	4.6
Net Yards Rushing	2456	1862
Avg. Per Game	153.5	116.4
Total Rushes	587	504
Net Yards Passing	2197	2773
Avg. Per Game	137.3	173.3
Sacked/Yards Lost	41/288	29/213
Gross Yards	2485	2986
Att./Completions	401/207	448/228
Completion Pct.	51.6	50.9
Had Intercepted	16	28
Punts/Average	92/36.8	83/39.1
Net Punting Avg.	30.8	31.7
Penalties/Yards	91/800	102/874
Fumbles/Ball Lost	37/22	40/22
Touchdowns	36	30
Rushing	16	11
Passing	16	17
Returns	4	2

Score By Periods	Q1	Q2	Q3	Q4	OT	Pts
Eagles	41	84	36	109	0	270
Opponents	81	71	54	44	0	250

Passing	Att	Cmp	Yds	Cmp%	Y/A	TD	TD%	Int	Int%	Lg	Sk/Lost	Rat
Jaworski	398	206	2487	51.8	6.25	16	4.0	16	2.5	56t	41/288	67.9
Sciarra	1	0	0	0.0	0.00	0	0.0	0	0.0	--	0/0	39.6
Walton	1	0	0	0.0	0.00	0	0.0	0	0.0	--	0/0	39.6
Engles	1	1	-2	100.0	-2.00	0	0.0	0	0.0	-2	0/0	79.2
Eagles	401	207	2485	51.6	6.20	16	4.0	16	4.0	56t	41/288	67.6
Opponents	448	228	2986	50.9	6.67	17	3.8	28	6.3	58t	29/213	58.9

Scoring	TD	Ru	Pa	Rt	PAT	FG	2Pt	Pts
Montgomery	10	9	1	0			0	60
Carmichael	8	0	8	0			0	48
Mike-Mayer	0	0	0	0	21/24	8/17	0	45
Hogan	5	4	1	0			0	30
Krepfle	3	0	3	0			0	18
Sciarra	2	2	0	0			0	12
C.Smith	2	0	2	0			0	12
Michel	0	0	0	0	9/12	0/0	0	9
Barnes	1	1	0	0			0	6
Edwards	1	0	0	1			0	6
Henry	1	0	0	1			0	6
LeMaster	1	0	0	1			0	6
Payne	1	0	1	0			0	6
Sanders	1	0	0	1			0	6
Eagles	36	16	4	30/36	8/17	0	270	
Opponents	30	11	17	2	28/30	14/26	0	250

Rushing	No.	Yds	Avg	Lg	TD
Montgomery	259	1220	4.7	47	9
Hogan	145	607	4.2	33	4
Campfield	61	247	4.1	50	0
Franklin	60	167	2.8	9	0
Jaworski	30	79	2.6	15	0
Betterson	11	32	2.9	5	0
LeMaster	2	29	14.5	23	0
Carmichael	1	21	21.0	21	0
Payne	1	17	17.0	17	0
Engles	1	16	16.0	16	0
Sciarra	8	11	1.4	4	2
Giammona	4	6	1.5	3	0
Barnes	1	4	4.0	4t	1
Walton	2	0	0.0	0	0
Michel	1	0	0.0	0	0
Eagles	587	2456	4.2	50	16
Opponents	504	1862	3.7	24	11

Receiving	No.	Yds	Avg	Lg	TD
Carmichael	55	1072	19.5	56t	8
Montgomery	34	195	5.7	23	1
Hogan	31	164	5.3	16	1
Krepfle	26	374	14.4	34t	3
Campfield	15	101	6.7	25	0
Payne	13	238	15.9	50	1
Osborne	13	145	11.2	48	0
Smith	11	142	12.9	27t	2
Franklin	7	46	6.6	15	0
Betterson	2	8	4.0	5	0
Eagles	207	2485	12.0	56t	16
Opponents	228	2986	13.1	58t	17

INTs	No.	Yds	Avg	Lg	TD
Edwards	7	59	8.4	25	0
Sanders	5	43	8.6	24	1
Bergey	4	70	17.5	50	0
LeMaster	3	22	7.3	9t	1
Howard	3	15	5.0	15	0
Logan	2	15	7.5	9	0
Sciarra	1	21	21.0	21	0
Hairston	1	12	12.0	12	0
Bunting	1	9	9.0	9	0
Mahalic	1	5	5.0	5	0
Eagles	28	271	9.7	50	2
Opponents	16	131	8.1	34	0

Sacks: Eagles 29.0, Opponents 41.0

Punting	No.	Yds	Avg	Net	TB	Lg	B
Michel	58	2078	35.8	30.9	na	52	0
Engles	33	1307	39.6	30.6	na	53	1
Eagles	92	3385	36.8	30.8	na	53	1
Opponents	83	3245	39.1	31.7	na	66	na

Punt Returns	Ret	FC	Yds	Avg	Lg	TD
Sciarra	37	9	251	6.8	23	0
Henry	11	1	165	15.0	15t	1
Giammona	0	1	0	0.0	0	0
Eagles	48	11	416	8.7	57t	1
Opponents	47	12	354	7.5	80t	1

Kickoff Returns	No.	Yds	Avg	Lg	TD
Campfield	18	368	20.4	31	0
Giammona	12	245	20.4	31	0
Betterson	7	185	26.4	44	0
Montgomery	6	154	25.7	34	0
Lusk	3	61	20.3	24	0
Henry	3	54	18.0	24	0
Tautolo	3	45	15.0	24	0
Barnes	2	22	11.0	18	0
Sciarra	1	0	0.0	0	0
Eagles	55	1134	20.6	44	0
Opponents	56	1154	20.6	41	0



SCHEDULE & RESULTS (5-9)					
S-18	W	13-3	Tampa Bay	61,549	
S-25	L	0-20	at LA Rams	46,031	
O-02	L	13-17	at Detroit	57,236	
O-09	W	28-10	at NY Giants	48,824	
O-16	L	17-21	St. Louis	60,535	
O-23	L	10-16	Dallas	65,507	
O-30	L	17-23	at Washington	55,031	
N-06	W	28-7	New Orleans	53,482	
N-13	L	14-17	Washington	60,702	
N-20	L	16-21	at St. Louis	48,768	
N-27	L	6-14	at New England	57,893	
D-04	L	14-24	at Dallas	60,289	
D-11	W	17-14	NY Giants	47,731	
D-18	W	27-0	NY Jets	19,241	

TEAM STATS	EAGLES	OPP
Total First Downs	211	216
Rushing	98	95
Passing	100	106
Penalty	13	15
3rd Down: Made/Att	na	na
3rd Down Pct.	na	na
4th Down: Made/Att	na	na
4th Down Pct.	na	na
Possession Avg.	na	na
Total Net Yards	3575	3793
Avg. Per Game	255.4	270.9
Total Plays	880	925
Avg. Per Play	4.1	4.1
Net Yards Rushing	1719	1917
Avg. Per Game	122.7	136.9
Total Rushes	484	520
Net Yards Passing	1856	1876
Avg. Per Game	132.5	134.0
Sacked/Yards Lost	47/342	47/316
Gross Yards	2198	2192
Att./Completions	349/167	358/183
Completion Pct.	47.9	51.1
Had Intercepted	21	21
Punts/Average	95/36.5	91/38.7
Net Punting Avg.	32.8	31.0
Penalties/Yards	78/642	85/703
Fumbles/Ball Lost	30/16	26/13
Touchdowns	29	25
Rushing	10	10
Passing	18	14
Returns	1	1

Score By Periods	Q1	Q2	Q3	Q4	OT	Pts
Eagles	34	81	40	65	0	220
Opponents	42	64	43	58	0	207

Passing	Att	Cmp	Yds	Cmp%	Y/A	TD	TD%	Int	Int%	Lg	Sk/Lost	Rat
Jaworski	346	166	2183	48.0	6.31	18	5.2	21	6.1	55t	47/342	60.4
Gabriel	3	1	15	33.3	5.00	0	0.0	0	0.0	15	0/0	50.7
Eagles	349	167	2198	47.9	6.30	18	5.2	21	6.0	55t	47/342	60.3
Opponents	358	183	2192	51.1	6.12	14	3.9	21	5.9	80t	47/316	58.8

Scoring	TD	Ru	Pa	Rt	PAT	FG	2Pt	Pts
Carmichael	7	0	7	0			0	42
Jaworski	5	5	0	0			0	30
Muhlmann	0	0	0	0	17/19	3/8	0	26
Smith	4	0	4	0			0	24
Krepfle	3	0	3	0			0	18
Lusk	3	2	1	0			0	18
Montgomery	3	2	0	1			0	18
Mike-Mayer	0	0	0	0	7/7	3/3	0	16
Sullivan	2	0	2	0			0	12
Betterson	1	1	0	0			0	6
Hogan	1	0	1	0			0	6
Johansson	0	0	0	0	1/3	1/4	0	4
Eagles	29	10	18	1	25/29	7/15	0	220
Opponents	25	10	14	1	24/25	11/26	0	207

Rushing	No.	Yds	Avg	Lg	TD
Hogan	155	546	3.5	19	0
Sullivan	125	363	2.9	14	0
Betterson	62	233	3.8	17t	1
Lusk	52	229	4.4	70t	2
Montgomery	45	183	4.1	27t	2
Jaworski	40	124	3.1	44	5
LeMaster	1	30	30.0	30	0
Smith	2	13	6.5	8	0
Franklin	1	0	0.0	0	0
Henry	1	-2	-2.0	-2	0
Eagles	484	1719	3.6	70t	10
Opponents	520	1917	3.7	84t	10

Receiving	No.	Yds	Avg	Lg	TD
Carmichael	46	665	14.5	50t	7
Smith	33	464	14.1	32	4
Krepfle	27	530	19.6	55t	3
Sullivan	26	223	8.6	30	2
Hogan	19	118	6.2	51t	1
Lusk	5	102	20.4	36t	1
Betterson	4	41	10.3	15	0
Montgomery	3	18	6.0	8	0
Henry	2	16	8.0	14	0
Papale	1	15	15.0	15	0
Osborne	1	6	6.0	6	0
Eagles	167	2198	13.2	55t	18
Opponents	183	2192	11.9	80t	14

INTs	No.	Yds	Avg	Lg	TD
Sanders	6	122	20.3	45	0
Edwards	6	9	1.5	6	0
Logan	5	124	24.8	45	0
Outlaw	2	41	20.5	38	0
Bergey	2	4	2.0	4	0
Eagles	21	300	14.3	45	0
Opponents	21	256	12.1	41	0

Sacks: Eagles 47.0, Opponents 47.0

Punting	No.	Yds	Avg	Net	TB	Lg	B
Jones	93	3463	37.2	32.8	na	68	2
Eagles	95	3463	36.5	32.8	na	68	2
Opponents	91	3523	38.7	31.0	na	56	na

Punt Returns	Ret	FC	Yds	Avg	Lg	TD
Marshall	46	5	489	10.6	48	0
Henry	2	0	25	12.5	22	0
Mitchell	2	0	4	2.0	4	0
Eagles	50	5	518	10.4	48	0
Opponents	45	14	244	5.4	18	0

Kickoff Returns	No.	Yds	Avg	Lg	TD
Montgomery	23	619	26.9	99t	1
Marshall	20	455	22.8	44	0
Lusk	1	23	23.0	23	0
Betterson	1	13	13.0	13	0
Eagles	45	1110	24.7	99t	1
Opponents	47	940	20.0	43	0



SCHEDULE & RESULTS (4-10)					
S-12	L	7-27	at Dallas	55,530	
S-19	W	20-7	NY Giants	60,643	
S-27	L	17-20	Washington (OT)	60,131	
O-03	W	14-13	at Atlanta	45,535	
O-10	L	14-33	St. Louis	44,933	
O-17	L	13-28	at Green Bay	55,398	
O-24	L	12-31	Minnesota	56,233	
O-31	W	10-0	at NY Giants	68,690	
N-07	L	14-17	at St. Louis	60,760	
N-14	L	3-24	at Cleveland	62,120	
N-21	L	7-26	Oakland	62,133	
N-28	L	0-24	at Washington	54,292	
D-05	L	7-26	Dallas	55,072	
D-12	W	27-10	Seattle	37,949	

TEAM STATS	EAGLES	OPP
Total First Downs	220	262
Rushing	109	113
Passing	91	129
Penalty	20	20
3rd Down: Made/Att	na	na
3rd Down Pct.	na	na
4th Down: Made/Att	na	na
4th Down Pct.	na	na
Possession Avg.	na	na
Total Net Yards	3572	4600
Avg. Per Game	255.1	328.6
Total Plays	915	954
Avg. Per Play	3.9	4.8
Net Yards Rushing	2080	2050
Avg. Per Game	148.6	146.4
Total Rushes	505	532
Net Yards Passing	1492	2550
Avg. Per Game	106.6	182.1
Sacked/Yards Lost	43/352	19/138
Gross Yards	1844	2688
Att./Completions	369/182	404/237
Completion Pct.	49.3	58.7
Had Intercepted	18	9
Punts/Average	97/35.5	86/37.9
Net Punting Avg.	29.9	31.1
Penalties/Yards	91/722	105/927
Fumbles/Ball Lost	33/14	31/15
Touchdowns	19	35
Rushing	8	16
Passing	11	17
Returns	0	2

Score By Periods	Q1	Q2	Q3	Q4	OT	Pts
Eagles	34	53	23	55	0	165
Opponents	41	100	69	73	3	286

Passing	Att	Cmp	Yds	Cmp%	Y/A	TD	TD%	Int	Int%	Lg	Sk/Lost	Rat
Boryla	246	123	1247	50.0	5.07	9	3.7	14	5.7	48	29/235	53.3
Gabriel	92	46	476	50.0	5.17	2	2.2	2	2.2	34	13/111	63.5
Walton	28	12	125	42.9	4.46	0	0.0	2	7.1	33	1/6	26.6
Carmichael	2	0	0	0.0	0.00	0	0.0	0	0.0	0	0/0	39.6
Jones	1	1	-4	100.0	-4.00	0	0.0	0	0.0	0	0/0	79.2
Eagles	369	182	1844	49.3	5.00	11	3.0	18	4.9	48	43/352	53.6
Opponents	404	237	2688	58.7	6.65	17	4.2	9	2.2	69	19/138	83.4

Scoring	TD	Ru	Pa	Rt	PAT	FG	2Pt	Pts
Muhlmann	0	0	0	0	18/19	11/16	0	51
Carmichael	5	0	5	0			0	30
C.Smith	5	1	4	0			0	30
Sullivan	3	2	1	0			0	18
Boryla	2	2	0	0			0	12
Hampton	1	1	0	0			0	6
Krepfle	1	0	1	0			0	6
Malone	1	1	0	0			0	6
Olds	1	1	0	0			0	6
Eagles	19	8	11	0	18/19	11/16	0	165
Opponents	35	16	17	2	33/35	13/23	0	286

Rushing	No.	Yds	Avg	Lg	TD
Hogan	123	561	4.6	32	0
Sullivan	99	399	4.0	26	2
Hampton	71	267	3.8	59	1
McAlister	68	265	3.9	20	0
Lusk	61	254	4.2	22	0
Boryla	29	166	5.7	22	2
Olds	36	120	3.3	8	1
C.Smith	9	25	2.8	14	1
Malone	2	14	7.0	15	1
Young	1	6	6.0	6	0
Gabriel	14	2	0.1	5	0
Walton	2	1	0.5	1	0
Eagles	515	2080	4.1	59	8
Opponents	532	2050	3.8	46	16

Receiving	No.	Yds	Avg	Lg	TD
Carmichael	42	503	12.0	24	5
Young	30	374	12.5	29	0
C.Smith	27	412	15.3	48t	4
Hogan	15	89	6.0	12	0
Sullivan	14	116	8.3	21	1
Lusk	13	119	9.2	42	0
McAlister	12	72	6.0	25	0
Hampton	12	57	4.8	19	0
Olds	9	29	3.2	14	0
Krepfle	6	80	13.3	17	1
Malone	1	-3	-3.0	-3	0
LeMaster	1	-4	-4.0	-4	0
Eagles	182	1794	10.1	48t	11
Opponents	237	2688	11.3	69	17

INTs	No.	Yds	Avg	Lg	TD
Bradley	2	63	31.5	52	0
Bergey	2	48	24.0	37	0
Outlaw	2	19	9.5	19	0
Logan	1	38	38.0	38	0
Ehlers	1	27	27.0	27	0
Clark	1	0	0.0	0	0
Eagles	9	195	21.7	52	0
Opponents	18	189	10.5	37	1

Sacks: Eagles 19.0, Opponents 43.0

Punting	No.	Yds	Avg	Net	TB	Lg	B
Jones	94	3445	36.6	29.9	na	57	3
Eagles	97	3445	35.5	29.9	na	57	3
Opponents	86	3260	37.9	31.1	na	58	na

Punt Returns	Ret	FC	Yds	Avg	Lg	TD
Marshall	27	9	290	10.7	29	0
Bradley	9	5	64	7.1	23	0
Clark	4	0	57	14.3	24	0
Burke	1	0	14	14.0	14	0
Eagles	41	14	425	10.4	29	0
Opponents	53	10	405	7.6	55	0

Kickoff Returns	No.	Yds	Avg	Lg	TD
Marshall	30	651	21.7	41	0
McAlister	9	172	19.1	28	0
Lusk	7	155	22.1	27	0
Sullivan	5	108	21.6	26	0
Hampton	3	46	15.3	23	0
Olds	1	11	11.0	11	0
Ehlers	1	8	8.0	8	0
C.Smith	1	3	3.0	3	0
Bleamer	1	0	0.0	0	0
Eagles	58	1154	19.8	41	0
Opponents	44	902	20.5	53	0



SCHEDULE & RESULTS (4-10)					
S-21	L	14-23	NY Giants	60,798	
S-28	L	13-15	at Chicago	54,392	
O-05	W	26-10	Washington	64,397	
O-12	L	16-24	at Miami	60,127	
O-19	L	20-31	at St. Louis	45,242	
O-26	L	17-20	Dallas	64,889	
N-03	L	3-42	LA Rams	64,601	
N-09	L	23-24	St. Louis	60,277	
N-16	W	13-10	at NY Giants	53,434	
N-23	L	17-27	at Dallas	57,893	
N-30	W	27-17	San Francisco	56,694	
D-07	L	0-31	Cincinnati	56,984	
D-14	L	10-25	at Denver	37,080	
D-21	W	26-3	at Washington	49,385	

TEAM STATS	EAGLES	OPP
Total First Downs	237	275
Rushing	84	130
Passing	134	123
Penalty	19	22
3rd Down: Made/Att	na	na
3rd Down Pct.	na	na
4th Down: Made/Att	na	na
4th Down Pct.	na	na
Possession Avg.	na	na
Total Net Yards	4142	4771
Avg. Per Game	295.9	340.8
Total Plays	949	970
Avg. Per Play	4.4	4.9
Net Yards Rushing	1702	2233
Avg. Per Game	121.6	159.5
Total Rushes	461	529
Net Yards Passing	2440	2538
Avg. Per Game	174.3	181.3
Sacked/Yards Lost	30/200	17/120
Gross Yards	2640	2658
Att./Completions	458/238	424/226
Completion Pct.	52.0	53.3
Had Intercepted	23	26
Punts/Average	83/38.9	65/37.0
Net Punting Avg.	na	na
Penalties/Yards	81/744	96/769
Fumbles/Ball Lost	29/12	30/18
Touchdowns	24	36
Rushing	3	20
Passing	19	13
Returns	2	3

Score By Periods	Q1	Q2	Q3	Q4	OT	Pts
Eagles	52	66	33	74	0	225
Opponents	43	108	50	101	0	302

Passing	Att	Cmp	Yds	Cmp%	Y/A	TD	TD%	Int	Int%	Lg	Sk/Lost	Rat
Gabriel	292	151	1644	51.7	5.63	13	4.5	11	3.8	62t	18/131	67.8
Boryla	166	87	996	52.4	6.00	6	3.6	12	7.2	46	12/69	52.7
Eagles	458	238	2640	52.0	5.76	19	4.1	23	5.0	62t	30/200	62.3
Opponents	424	226	2658	53.3	6.27	13	3.1	26	6.1	66t	17/120	57.3

Scoring	TD	Ru	Pa	Rt	PAT	FG	2Pt	Pts
Muhlmann	0	0	0	0	21/24	20/29	0	81
Carmichael	7	0	7	0			0	42
C.Smith	6	0	6	0			0	36
McAlister	3	1	2	0			0	18
Young	3	0	3	0			0	18
James	2	1	1	0			0	12
Gabriel	1	1	0	0			0	6
Lavender	1	0	0	1			0	6
LeMaster	1	0	0	1			0	6
Eagles	24	3	19	2	21/24	20/29	0	225
Opponents	36	20	13	3	32/36	18/27	0	302

Rushing	No.	Yds	Avg	Lg	TD
Sullivan	173	632	3.7	28	0
McAlister	103	335	3.3	18	1
Malone	101	325	3.2	18	0
James	43	196	4.6	51	1
Smith	9	85	9.4	36	0
Gabriel	13	70	5.4	39	1
Boryla	8	33	4.1	11	0
Tarver	7	20	2.8	9	0
Carmichael	1	6	6.0	6	0
Young	2	1	0.5	3	0
S.Jones	1	-1	-1.0	-1	0
Eagles	461	1702	3.7	51	3
Opponents	529	2233	4.2	32	20

Receiving	No.	Yds	Avg	Lg	TD
Young	49	659	13.4	47	3
Carmichael	49	639	13.0	62t	7
C.Smith	37	515	13.9	46	6
James	32	267	8.3	47t	1
Sullivan	28	276	9.9	35	0
Malone	20	120	6.0	15	0
McAlister	17	134	7.8	39t	2
Tarver	5	14	2.8	8	0
Krepfle	1	16	16.0	16	0
Eagles	238	2640	11.1	62t	19
Opponents	226	2658	11.8	66t	13

INTs	No.	Yds	Avg	Lg	TD
Bradley	5	56	11.2	20	0
Outlaw	5	23	4.6	23	0
LeMaster	4	133	33.3	89t	1
Parker	4	15	3.8	11	0
Lavender	3	59	19.7	36t	1
Bergey	3	48	16.0	20	0
Bunting	1	6	6.0	6	0
Logan	1	4	4.0	4	0
Eagles	26	344	13.2	89t	2
Opponents	23	411	17.9	76t	2

Sacks: Eagles 17.0, Opponents 30.0

Punting	No.	Yds	Avg	Net	TB	Lg	B
S.Jones	68	2742	40.3	na	na	64	0
Kersey	15	489	32.6	na	na	50	0
Eagles	83	3231	38.9	na	na	64	0
Opponents	65	2406	37.0	na	na	54	0

Punt Returns	Ret	FC	Yds	Avg	Lg	TD
Marshall	23	2	235	10.2	39	0
Morgan	8	0	60	7.5	13	0
Bradley	4	3	4	1.0	6	0
Eagles	35	5	299	8.5	39	0
Opponents	58	6	530	9.1	51	1

Kickoff Returns	No.	Yds	Avg	Lg	TD
Marshall	22	557	25.3	33	0
James	13	311	23.9	38	0
McAlister	12	278	23.2	42	0
Morgan	7	170	24.3	33	0
Sullivan	3	42	14.0	23	0
Opperman	1	15	15.0	15	0
Sisemore	1	15	15.0	15	0
Eagles	59	1388	23.5	42	0
Opponents	51	1149	22.5	50	0



SCHEDULE & RESULTS (7-7)					
S-15	L	3-7	at St. Louis	40,322	
S-23	W	13-10	Dallas	64,088	
S-29	W	30-10	Baltimore	64,205	
O-06	W	13-7	at San Diego	36,124	
O-13	W	35-7	NY Giants	64,801	
O-20	L	24-31	at Dallas	43,586	
O-27	L	10-14	at New Orleans	64,257	
N-03	L	0-27	at Pittsburgh	47,996	
N-10	L	20-27	Washington	65,947	
N-17	L	3-13	St. Louis	61,982	
N-24	L	7-26	at Washington	54,395	
D-01	W	36-14	Green Bay	42,030	
D-08	W	20-7	at NY Giants	46,889	
D-15	W	28-17	Detroit	57,157	

TEAM STATS	EAGLES	OPP
Total First Downs	244	248
Rushing	79	105
Passing	141	129
Penalty	24	14
3rd Down: Made/Att	na	na
3rd Down Pct.	na	na
4th Down: Made/Att	na	na
4th Down Pct.	na	na
Possession Avg.	na	na
Total Net Yards	3597	4270
Avg. Per Game	256.9	305.0
Total Plays	917	922
Avg. Per Play	3.9	4.6
Net Yards Rushing	1385	1797
Avg. Per Game	98.9	128.3
Total Rushes	415	460
Net Yards Passing	2212	2473
Avg. Per Game	158.0	176.6
Sacked/Yards Lost	42/319	28/211
Gross Yards	2531	2684
Att./Completions	461/258	434/230
Completion Pct.	55.9	52.9
Had Intercepted	17	18
Punts/Average	84/36.0	73/39.0
Net Punting Avg.	na	na
Penalties/Yards	76/722	86/722
Fumbles/Ball Lost	32/12	36/16
Touchdowns	31	26
Rushing	13	14
Passing	14	9
Returns	4	3

Score By Periods	Q1	Q2	Q3	Q4	OT	Pts
Eagles	49	88	75	30	0	242
Opponents	34	65	65	53	0	217

Passing	Att	Cmp	Yds	Cmp%	Y/A	TD	TD%	Int	Int%	Lg	Sk/Lost	Rat
Gabriel	338	193	1867	57.1	5.52	9	2.7	12	3.6	64t	35/259	66.8
Boryla	102	60	580	58.8	5.69	5	4.9	3	2.9	29	4/39	78.9
Reaves	20	5	84	25.0	4.20	0	0.0	2	10.0	29	3/21	5.0
Eagles	460	258	2531	56.1	5.50	14	3.0	17	3.7	64t	42/319	66.5
Opponents	434	230	2684	53.0	6.18	9	2.1	18	4.1	57	28/211	61.6

Scoring	TD	Ru	Pa	Rt	PAT	FG	2Pt	Pts
Sullivan	12	11	1	0			0	72
Dempsey	0	0	0	0	26/30	10/16	0	56
Carmichael	8	0	8	0			0	48
Young	3	0	3	0			0	18
James	2	2	0	0			0	12
Lavender	2	0	0	2			0	12
Zimmerman	2	0	2	0			0	12
Dunstan	1	0	0	1			0	6
Wynn	1	0	0	1			0	6
Eagles	31	13	14	4	26/30	10/16	0	242
Opponents	26	14	9	3	25/26	12/25	0	217

Rushing	No.	Yds	Avg	Lg	TD
Sullivan	244	760	3.1	28t	11
James	67	276	4.1	15	2
Bulaich	50	152	3.0	13	0
Gabriel	14	76	5.4	11	0
Young	6	38	6.3	14	0
Bailey	10	32	3.2	11	0
Boryla	6	25	4.2	11	0
Oliver	7	19	2.7	7	0
Reaves	1	8	8.0	8	0
Jackson	7	3	0.4	2	0
Eagles	412	1389	3.3	28t	13
Opponents	460	1797	3.9	34	14

Receiving	No.	Yds	Avg	Lg	TD
Young	63	696	11.0	29	3
Carmichael	56	649	11.6	39	8
Sullivan	39	312	8.0	23	1
James	33	230	6.9	34	0
Zimmerman	30	368	12.3	64t	2
Bulaich	28	204	7.2	26	0
Bailey	6	27	4.5	15	0
Jackson	2	17	8.5	9	0
C.Smith	1	28	28.0	28	0
Eagles	258	2531	9.8	64t	14
Opponents	230	2684	11.6	57	9

INTs	No.	Yds	Avg	Lg	TD
Bergey	5	57	11.4	27	0
Bunting	2	23	11.5	12	0
Outlaw	2	22	11.0	22	0
Bradley	2	19	9.5	10	0
Zabel	2	12	6.0	7	0
Logan	2	2	1.0	2	0
Lavender	1	37	37.0	37t	1
Patton	1	4	4.0	4	0
Halverson	1	0	0.0	0	0
Eagles	18	176	9.8	37t	1
Opponents	17	362	21.3	54	1

Sacks: Eagles 28.0, Opponents 42.0

Punting	No.	Yds	Avg	Net	TB	Lg	B
Kersey	82	2959	36.1	na	na	59	0
Bradley	2	67	33.5	na	na	35	0
Eagles	84	3026	36.0	na	na	59	2
Opponents	73	2851	39.0	na	na	59	1

Punt Returns	Ret	FC	Yds	Avg	Lg	TD
Bradley	22	5	248	11.3	22	0
Marshall	8	0	72	9.0	21	0
C.Smith	4	0	7	1.8	11	0
Reeves	3	0	12	4.0	9	0
Eagles	37	5	339	9.2	22	0
Opponents	37	14	252	6.8	19	0

Kickoff Returns	No.	Yds	Avg	Lg	TD
Marshall	16	412	25.8	44	0
Jackson	14	339	24.2	52	0
James	12	238	19.8	29	0
Kramer	2	39	19.5	23	0
Kirksey	1	19	19.0	19	0
Bailey	1	14	14.0	14	0
Chesson	1	1	1.0	1	0
Zimmerman	1	0	0.0	0	0
Eagles	48	1062	22.1	52	0
Opponents	46	1030	22.4	102t	1



SCHEDULE & RESULTS (5-8-1)					
S-16	L	23-34	St. Louis	61,103	
S-23	T	23-23	at NY Giants	62,289	
S-30	L	7-28	Washington	64,147	
O-07	L	26-27	at Buffalo	72,364	
O-14	W	27-24	at St. Louis	44,400	
O-21	L	21-28	at Minnesota	47,478	
O-28	W	30-16	Dallas	63,300	
N-04	W	24-23	New England	65,070	
N-11	L	27-44	Atlanta	63,114	
N-18	L	10-31	at Dallas	59,375	
N-25	W	20-16	NY Giants	63,086	
D-02	L	28-38	at San Francisco	51,155	
D-09	W	24-23	NY Jets	34,621	
D-16	L	20-38	at Washington	49,484	

TEAM STATS	EAGLES	OPP
Total First Downs	267	286
Rushing	103	136
Passing	147	135
Penalty	17	15
3rd Down: Made/Att	na	na
3rd Down Pct.	na	na
4th Down: Made/Att	na	na
4th Down Pct.	na	na
Possession Avg.	na	na
Total Net Yards	4798	5062
Avg. Per Game	342.1	361.2
Total Plays	930	903
Avg. Per Play	5.1	5.6
Net Yards Rushing	1791	2423
Avg. Per Game	127.9	172.7
Total Rushes	417	512
Net Yards Passing	2998	2639
Avg. Per Game	214.1	188.5
Sacked/Yards Lost	34/238	21/150
Gross Yards	3236	2789
Att./Completions	479/275	370/219
Completion Pct.	57.4	59.2
Had Intercepted	13	15
Punts/Average	64/40.8	49/39.9
Net Punting Avg.	na	na
Penalties/Yards	61/566	73/692
Fumbles/Ball Lost	41/15	31/15
Touchdowns	34	47
Rushing	9	22
Passing	23	22
Returns	2	3

Score By Periods	Q1	Q2	Q3	Q4	OT	Pts
Eagles	55	77	103	75	0	310
Opponents	90	121	61	121	0	393

Passing	Att	Cmp	Yds	Cmp%	Y/A	TD	TD%	Int	Int%	Lg	Sk/Lost	Rat
Gabriel	460	270	3219	58.7	7.00	23	5.0	12	2.6	80t	31/219	85.9
Reaves	19	5	17	26.3	8.95	0	0.0	1	5.3	6	3/19	17.7
Eagles	479	275	3236	57.4	6.76	23	4.8	13	2.7	80t	34/238	82.8
Opponents	370	219	2789	59.2	7.54	22	5.9	15	4.1	65t	21/150	85.7

Scoring	TD	Ru	Pa	Rt	PAT	FG	2Pt	Pts
Dempsey	0	0	0	0	34/34	24/40	0	106
Carmichael	9	0	9	0			0	54
Young	7	1	6	0			0	42
Sullivan	5	4	1	0			0	30
Bulaich	4	1	3	0			0	24
Zimmerman	3	0	3	0			0	18
Bailey	1	0	1	0			0	6
Bouggess	1	1	0	0			0	6
Gabriel	1	1	0	0			0	6
James	1	1	0	0			0	6
Outlaw	1	0	0	1			0	6
Wynn	1	0	0	1			0	6
Eagles	34	9	23	2	34/34	24/40	0	310
Opponents	47	22	22	3	45/47	22/40	0	393

Rushing	No.	Yds	Avg	Lg	TD
Sullivan	217	968	4.5	37	4
Bulaich	106	436	4.1	20	1
James	36	178	4.9	24	1
Bailey	20	91	4.5	15	0
Carmichael	3	42	14.0	23	0
Bouggess	15	34	2.3	11	1
Young	4	24	6.0	17t	1
Gabriel	12	10	0.8	5	1
Oliver	1	6	6.0	6	0
Reaves	2	2	1.0	3	0
Bradley	1	0	0.0	0	0
Eagles	417	1791	4.3	37	9
Opponents	512	2423	4.7	54	22

Receiving	No.	Yds	Avg	Lg	TD
Carmichael	67	1116	16.6	73	9
Young	55	854	15.5	80t	6
Sullivan	50	322	6.4	29	1
Bulaich	42	403	9.6	80t	3
Zimmerman	22	220	10.0	30t	3
James	17	94	5.5	13	0
Bailey	10	80	8.0	19	1
Hawkins	6	114	19.0	37	0
Bouggess	4	18	4.5	6	0
Oliver	1	9	9.0	9	0
Davis	1	6	6.0	6	0
Eagles	275	3236	11.8	80t	23
Opponents	219	2789	12.7	65t	22

INTs	No.	Yds	Avg	Lg	TD
Logan	5	38	7.6	30	0
Bradley	4	21	5.2	18	0
Outlaw	2	48	24.0	45t	1
Zabel	2	13	6.5	7	0
Sodaski	1	0	0.0	0	0
Wirgowski	1	0	0.0	0	0
Eagles	15	120	8.0	45t	1
Opponents	13	287	22.1	56	1

Sacks: Eagles 21.0, Opponents 34.0

Punting	No.	Yds	Avg	Net	TB	Lg	B
McNeill	46	1881	40.9	na	na	66	0
Bradley	18	735	40.8	na	na	61	0
Eagles	64	2616	40.8	na	na	66	0
Opponents	49	1957	39.9	na	na	62	0

Punt Returns	Ret	FC	Yds	Avg	Lg	TD
Bradley	8	12	106	13.3	43	0
Alexander	5	5	10	2.0	5	0
Davis	2	0	0	0.0	4	0
Eagles	15	17	116	7.7	43	0
Opponents	35	16	376	10.7	57	0

Kickoff Returns	No.	Yds	Avg	Lg	TD
James	16	413	25.8	36	0
Sullivan	12	280	23.3	32	0
Nelson	11	264	24.0	53	0
Davis	10	236	23.6	28	0
Alexander	9	189	21.0	25	0
Coleman	2	24	12.0	19	0
Bailey	2	18	9.0	18	0
Oliver	1	17	17.0	17	0
Eagles	63	1441	22.9	53	0
Opponents	55	1246	22.6	101t	1



SCHEDULE & RESULTS (2-11-1)					
S-17	L	6-28	at Dallas	58,850	
S-24	L	17-27	Cleveland	65,720	
O-02	L	12-27	NY Giants	65,720	
O-08	L	0-14	at Washington	53,039	
O-15	L	3-34	LA Rams	65,720	
O-22	W	21-20	at Kansas City	78,389	
O-29	L	3-21	at New Orleans	65,664	
N-05	T	6-6	St. Louis	65,720	
N-12	W	18-17	at Houston	34,175	
N-19	L	7-28	Dallas	65,720	
N-26	L	10-62	at NY Giants	62,586	
D-03	L	7-23	Washington	65,720	
D-10	L	12-21	Chicago	65,720	
D-17	L	23-24	at St. Louis	34,827	

TEAM STATS	EAGLES	OPP
Total First Downs	201	268
Rushing	78	137
Passing	110	117
Penalty	13	14
3rd Down: Made/Att	na	na
3rd Down Pct.	na	na
4th Down: Made/Att	na	na
4th Down Pct.	na	na
Possession Avg.	na	na
Total Net Yards	3463	4738
Avg. Per Game	247.4	338.5
Total Plays	826	878
Avg. Per Play	4.2	5.4
Net Yards Rushing	1393	2266
Avg. Per Game	99.5	161.9
Total Rushes	398	543
Net Yards Passing	2070	2472
Avg. Per Game	147.9	176.6
Sacked/Yards Lost	53/457	17/143
Gross Yards	2527	2615
Att./Completions	375/184	318/175
Completion Pct.	49.1	55.0
Had Intercepted	20	19
Punts/Average	63/40.3	54/40.5
Net Punting Avg.	na	na
Penalties/Yards	76/690	72/637
Fumbles/Ball Lost	35/18	29/8
Touchdowns	12	43
Rushing	2	22
Passing	10	20
Returns	0	1

Score By Periods	Q1	Q2	Q3	Q4	OT	Pts
Eagles	46	56	16	27	0	145
Opponents	60	108	100	84	0	352

Passing	Att	Cmp	Yds	Cmp%	Y/A
Reaves	224	108	1508	48.2	6.73
Liske	138	71	973	51.5	7.05
Arrington	13	5	46	38.5	3.54
Eagles	375	184	2527	49.1	6.74
Opponents	318	175	2615	55.0	8.22

Scoring	TD	Ru	Pa	Rt	PAT	FG	2Pt	Pts
Dempsey	0	0	0	0	11/12	20/35	0	71
Jackson	4	0	4	0			0	24
Carmichael	2	0	2	0			0	12
Hawkins	1	0	1	0			0	6
Kramer	1	0	1	0			0	6
James	1	0	1	0			0	6
Reaves	1	1	0	0			0	6
Walik	1	0	1	0			0	6
Watkins	1	1	0	0			0	6
Bunting/ Coleman (s)	0	0	0	0			0	2

Eagles	12	2	10	0	11/12	20/35	0	145
Opponents	43	22	20	1	42/43	16/25	0	352

Rushing	No.	Yds	Avg	Lg	TD
James	182	565	3.1	22	0
Baker	90	322	3.6	14	0
Watkins	67	262	3.9	28	1
Reaves	18	109	6.3	16	1
Jackson	9	76	8.4	34	0
Bailey	7	22	3.1	5	0
Liske	7	20	2.9	9	0
Sullivan	13	13	1.0	4	0
Crowe	1	2	2.0	2	0
Arrington	1	2	2.0	2	0
Hawkins	3	0	0.0	12	0
Eagles	398	1393	3.5	34	2
Opponents	543	2266	4.2	43	22

Receiving	No.	Yds	Avg	Lg	TD
Jackson	62	1048	16.9	77	4
Hawkins	30	512	17.1	67	1
Carmichael	20	276	13.8	54	2
James	20	156	7.8	35	1
Baker	16	114	7.1	14	0
Kramer	11	17	16.0	29	1
Ballman	9	183	20.3	43	0
Watkins	6	-2	-0.3	4	0
Bailey	5	32	6.4	9	0
Sullivan	4	17	4.3	7	0
Walik	1	15	15.0	15t	1
Eagles	184	2527	13.8	77	10
Opponents	175	2615	14.9	65	20

TD	TD%	Int	Int%	Lg	Sk/Lost	Rat
7	3.1	12	5.4	77	38/322	58.4
3	2.2	7	5.1	67	11/107	60.4
0	0.0	1	7.7	16	4/28	16.8
10	2.7	20	5.3	77	53/457	57.7
20	6.3	19	6.0	65	17/143	78.3

INTs	No.	Yds	Avg	Lg	TD
Bradley	9	73	8.1	21	0
Ramsey	3	14	4.7	10	0
Porter	2	10	5.0	7	0
Keyes	2	0	0.0	0	0
Bunting	1	45	45.0	45	0
Allen	1	15	15.0	15	0
Absher	1	7	7.0	7	0
Eagles	19	158	17.6	33	0
Opponents	18	319	17.7	70t	2

Sacks: Eagles 17.0, Opponents 53.0

Punting	No.	Yds	Avg	Net	TB	Lg	B
Bradley	56	2250	40.2	na	na	60	0
McNeill	7	290	41.4	na	na	51	0
Eagles	63	2540	40.3	na	na	60	0
Opponents	54	2189	40.5	na	na	67	2

Punt Returns	Ret	FC	Yds	Avg	Lg	TD
Bradley	22	7	155	7.0	60	0
Walik	3	1	4	1.3	10	0
Winfield	1	0	12	12.0	12	0
Gibbs	1	0	8	8.0	8	0
Eagles	27	8	179	6.6	60	0
Opponents	26	28	137	5.3	48	0

Kickoff Returns	No.	Yds	Avg	Lg	TD
Nelson	25	728	29.1	78	0
Walik	21	466	22.2	35	0
Sullivan	3	72	24.0	34	0
Gibbs	3	61	20.3	23	0
Winfield	3	9	3.0	9	0
Bradley	1	20	20.0	20	0
Pettigrew	1	17	17.0	17	0
Bailey	1	2	2.0	2	0
Overmyer	1	0	0.0	0	0
Eagles	59	1339	22.7	78	0
Opponents	41	886	21.6	48	0



SCHEDULE & RESULTS (6-7-1)					
S-19	L	14-37	at Cincinnati	55,880	
S-26	L	7-42	Dallas	65,358	
O-03	L	3-31	San Francisco	65,358	
O-10	L	0-13	Minnesota	65,358	
O-17	L	10-34	at Oakland	54,615	
O-24	W	23-7	NY Giants	65,358	
O-31	W	17-16	Denver	65,358	
N-07	T	7-7	at Washington	53,041	
N-14	L	7-20	at Dallas	60,178	
N-21	W	37-20	at St. Louis	48,658	
N-28	L	13-20	Washington	65,358	
D-05	W	23-20	at Detroit	54,418	
D-12	W	19-7	St. Louis	65,358	
D-19	W	41-28	at NY Giants	62,774	

TEAM STATS	EAGLES	OPP
Total First Downs	201	251
Rushing	65	104
Passing	119	129
Penalty	17	18
3rd Down: Made/Att	na	na
3rd Down Pct.	na	na
4th Down: Made/Att	na	na
4th Down Pct.	na	na
Possession Avg.	na	na
Total Net Yards	3571	4622
Avg. Per Game	255.1	330.1
Total Plays	823	889
Avg. Per Play	4.3	5.2
Net Yards Rushing	1248	1962
Avg. Per Game	89.1	140.1
Total Rushes	407	450
Net Yards Passing	2323	2660
Avg. Per Game	165.9	190.0
Sacked/Yards Lost	26/229	32/311
Gross Yards	2552	2971
Att./Completions	534/282	407/220
Completion Pct.	51.3	54.1
Had Intercepted	20	22
Punts/Average	75/41.9	57/40.4
Net Punting Avg.	na	na
Penalties/Yards	81/838	94/908
Fumbles/Ball Lost	21/15	34/25
Touchdowns	24	36
Rushing	6	16
Passing	13	16
Returns	5	4

Score By Periods	Q1	Q2	Q3	Q4	OT	Pts
Eagles	51	66	42	62	0	221
Opponents	16	113	77	96	0	302

Passing	Att	Cmp	Yds	Cmp%	Y/A	TD	TD%	Int	Int%	Lg	Sk/Lost	Rat
Liske	269	143	1957	53.2	7.28	11	4.1	15	5.6	69t	13/134	67.1
Arrington	118	55	576	46.6	4.88	2	1.7	5	4.2	65	13/95	49.3
Bull	1	1	15	100.0	15.00	0	0.0	0	0.0	15	0/0	118.8
Ward	1	1	4	100.0	4.00	0	0.0	0	0.0	4	0/0	83.3
A.Davis	1	0	0	0.0	0.00	0	0.0	0	0.0	0	0/0	39.6
Eagles	390	200	2552	51.3	6.54	13	3.3	20	5.1	69t	26/229	61.8
Opponents	407	220	2971	54.1	7.30	16	3.9	22	5.4	90t	32/311	68.1

Scoring	TD	Ru	Pa	Rt	PAT	FG	2Pt	Pts
Dempsey	0	0	0	0	13/14	12/17	0	49
Hawkins	5	0	4	1			0	30
Feller	0	0	0	0	10/10	6/20	0	28
Bouggess	3	2	1	0			0	18
Jackson	3	0	3	0			0	18
Nelson	2	0	0	2			0	12
Zabel	2	0	2	0			0	12
Bailey	1	1	0	0			0	6
Bull	1	0	1	0			0	6
A.Davis	1	1	0	0			0	6
Hobbs	1	0	0	1			0	6
Kramer	1	0	1	0			0	6
Liske	1	1	0	0			0	6
S.Smith	1	0	0	1			0	6
Watkins	1	1	0	0			0	6
Woodeshick	1	0	1	0			0	6
Eagles	24	6	13	5	23/24	18/37	0	221
Opponents	36	16	16	4	35/36	17/30	0	302

Rushing	No.	Yds	Avg	Lg	TD
Bull	94	351	3.7	39	0
Bouggess	97	262	2.7	26	2
Woodeshick	66	188	2.8	19	0
A.Davis	47	163	3.5	21	1
Watkins	35	98	2.8	11	1
Baker	17	49	2.9	13	0
Jackson	5	41	8.2	18	0
Bailey	23	41	1.8	7	1
Liske	13	29	1.9	9	1
Arrington	5	23	4.6	11	0
Hawkins	4	8	2.0	10	0
Zabel	1	-5	-5.0	-5	0
Eagles	407	1248	3.1	39	6
Opponents	450	1962	4.3	68t	16

Receiving	No.	Yds	Avg	Lg	TD
Jackson	47	716	15.2	69t	3
Hawkins	37	650	17.6	65	4
Bouggess	24	170	7.1	27	1
Carmichael	20	288	14.4	50	0
Ballman	13	238	18.3	57	0
A.Davis	11	46	4.2	12	0
Bull	9	75	8.3	15	1
Hill	7	92	13.1	35	0
Bailey	7	55	7.9	24	0
Kramer	6	65	10.8	17	1
Watkins	6	40	6.7	10	0
Woodeshick	6	36	6.0	11	1
Baker	4	36	9.0	14	0
Zabel	2	4	2.0	3t	2
Whalen	1	41	41.0	41	0
Eagles	200	2552	12.8	69t	13
Opponents	220	2971	13.5	90t	16

INTs	No.	Yds	Avg	Lg	TD
Bradley	11	248	22.5	51	0
Keyes	6	31	5.2	17	0
Nelson	2	63	31.5	44	1
Rossovich	1	24	24.0	24	0
Hultz	1	4	4.0	4	0
Zabel	1	4	4.0	4	0
Eagles	22	374	17.0	51	1
Opponents	20	359	12.9	46	1

Sacks: Eagles 32.0, Opponents 26.0

Punting	No.	Yds	Avg	Net	TB	Lg	B
McNeil	73	3063	42.0	na	na	64	1
Bradley	2	76	38.0	na	na	45	0
Eagles	75	3139	41.9	na	na	64	1
Opponents	57	2308	40.4	na	na	57	1

Punt Returns	Ret	FC	Yds	Avg	Lg	TD
Bradley	18	11	118	6.6	33	0
Walik	5	4	50	10.0	50	0
Hawkins	1	0	6	6.0	6	0
Eagles	24	15	174	7.2	50	0
Opponents	40	11	372	9.3	36	0

Kickoff Returns	No.	Yds	Avg	Lg	TD
Nelson	13	358	27.5	51	0
Walik	14	369	26.4	52	0
Thrower	12	299	24.9	45	0
Pettigrew	2	37	28.5	21	0
Jackson	2	48	24.0	28	0
A.Davis	2	44	22.0	25	0
Harris	2	28	14.0	21	0
Kramer	1	0	0.0	0	0
Zabel	1	0	0.0	0	0
Eagles	49	1183	24.1	52	0
Opponents	48	1103	22.9	103t	1



SCHEDULE & RESULTS (3-10-1)					
S-20	L	7-17	Dallas	59,728	
S-27	L	16-20	at Chicago	53,643	
O-04	L	21-33	Washington	60,658	
O-11	L	23-30	at NY Giants	62,820	
O-18	L	20-35	St. Louis	59,002	
O-25	L	17-30	at Green Bay (Mil)	48,022	
N-01	L	17-21	at Dallas	55,736	
N-08	W	24-17	Miami	58,171	
N-15	T	13-13	Atlanta	55,425	
N-23	W	23-20	NY Giants	59,117	
N-29	L	14-23	at St. Louis	46,581	
D-06	L	10-29	at Baltimore	60,240	
D-13	L	6-24	at Washington	50,415	
D-20	W	30-20	Pittsburgh	55,252	

TEAM STATS	EAGLES	OPP
Total First Downs	229	213
Rushing	81	102
Passing	126	95
Penalty	22	16
3rd Down: Made/Att	na	na
3rd Down Pct.	na	na
4th Down: Made/Att	na	na
4th Down Pct.	na	na
Possession Avg.	na	na
Total Net Yards	3990	3953
Avg. Per Game	285.0	282.4
Total Plays	883	1019
Avg. Per Play	4.5	4.9
Net Yards Rushing	1539	2064
Avg. Per Game	109.9	147.4
Total Rushes	450	457
Net Yards Passing	2451	1889
Avg. Per Game	175.1	134.9
Sacked/Yards Lost	23/200	34/287
Gross Yards	2651	2176
Att./Completions	410/218	313/161
Completion Pct.	53.2	51.4
Had Intercepted	23	10
Punts/Average	71/36.5	61/39.4
Net Punting Avg.	na	na
Penalties/Yards	73/779	90/991
Fumbles/Ball Lost	26/16	25/18
Touchdowns	29	36
Rushing	11	16
Passing	16	16
Returns	2	4

Score By Periods	Q1	Q2	Q3	Q4	OT	Pts
Eagles	45	75	55	66	0	241
Opponents	70	126	73	63	0	332

Passing	Att	Cmp	Yds	Cmp%	Y/A
Snead	335	181	2323	42.2	6.93
Arrington	73	37	328	50.7	4.49
Ballman	1	0	0	0.0	0.00
Bougress	1	0	0	0.0	0.00
Eagles	410	218	2651	53.2	6.47
Opponents	313	161	2176	51.4	6.95

Scoring	TD	Ru	Pa	Rt	PAT	FG	2Pt	Pts
Moseley	0	0	0	0	25/28	14/25	0	67
Jackson	5	0	5	0			0	30
Bougress	4	2	2	0			0	24
Hawkins	4	0	4	0			0	24
Ballman	3	0	3	0			0	18
Snead	3	3	0	0			0	18
Pinder	2	2	0	0			0	12
Woodeshick	2	2	0	0			0	12
Arrington	1	1	0	0			0	6
Dirks	1	0	0	1			0	6
Hill	1	0	1	0			0	6
Preese	1	0	0	1			0	6
Watkins	1	1	0	0			0	6
Zabel	1	0	1	0			0	6
Eagles	29	11	16	2	25/28	14/25	0	241
Opponents	36	16	16	4	na	27/na	na	332

Rushing	No.	Yds	Avg	Lg	TD
Pinder	166	657	3.9	40t	2
Bougress	159	401	2.5	20t	2
Woodeshick	52	254	4.9	57t	2
Watkins	32	96	3.0	11	1
H.Jones	13	44	3.4	16	0
Snead	18	35	1.9	16	3
Arrington	4	33	8.0	15	1
Bradley	1	14	14.0	14	0
Keyes	2	7	3.5	5	0
Hawkins	2	3	1.5	4	0
Jackson	1	-5	-5.0	-5	0
Eagles	450	1539	3.4	57t	11
Opponents	457	2064	4.5	na	16

Receiving	No.	Yds	Avg	Lg	TD
Bougress	50	401	8.0	34	2
Ballman	47	601	12.8	26	3
Jackson	41	613	14.9	79t	5
Hawkins	30	612	20.4	78t	4
Pinder	28	249	8.8	27	0
Zabel	8	119	14.8	25	1
Woodeshick	6	28	4.7	10	0
H.Jones	3	12	12.0	12	0
Hill	3	10	3.3	9	1
Watkins	3	6	2.0	5	0
Walik	1	0	0.0	0	0
Eagles	218	2651	12.2	79t	16
Opponents	161	2176	13.5	na	16

TD	TD%	Int	Int%	Lg	Sk/Lost	Rat
15	4.5	20	6.0	79t	21/181	66.1
1	1.4	3	4.1	23	2/19	50.5
0	0.0	0	0.0	0	0/0	39.6
0	0.0	0	0.0	0	0/0	39.6
Eagles	16	3.9	23	5.6	79t	63.0
Opponents	16	5.1	10	3.2	na	77.6

INTs	No.	Yds	Avg	Lg	TD
Nelson	2	45	22.5	45	0
Preece	2	19	9.5	19	0
Young	2	19	9.5	13	0
R.Jones	2	17	8.5	17	0
Hayes	1	2	2.0	2	0
Ramsey	1	0	0.0	0	0
Eagles	10	102	10.2	45	0
Opponents	23	na	na	na	na

Sacks: Eagles 34.0, Opponents 23.0

Punting	No.	Yds	Avg	Net	TB	Lg	B
Bradley	61	2244	36.8	na	na	57	0
Moseley	10	350	35.0	na	na	56	0
Eagles	71	2594	36.5	na	na	57	0
Opponents	61	2403	39.4	na	na	na	na

Punt Returns	Ret	FC	Yds	Avg	Lg	TD
Walik	20	8	78	3.9	16	0
Hawkins	10	2	16	1.6	8	0
Hayes	2	0	6	3.0	6	0
Eagles	32	10	100	3.1	16	0
Opponents	22	na	163	7.4	na	na

Kickoff Returns	No.	Yds	Avg	Lg	TD
Walik	32	805	25.2	82	0
Nelson	10	187	18.7	27	0
R.Jones	8	120	15.0	30	0
Hayes	6	107	17.8	23	0
Rossovich	1	22	22.0	22	0
Pettigrew	1	11	11.0	11	0
Hawkins	1	0	0.0	0	0
Eagles	59	1252	21.2	82	0
Opponents	50	1030	20.6	na	na



SCHEDULE & RESULTS (4-9-1)					
S-21	L	20-27	Cleveland	60,658	
S-28	W	41-27	Pittsburgh	60,658	
O-05	L	7-38	Dallas	60,658	
O-13	L	20-24	at Baltimore	56,864	
O-19	L	14-49	at Dallas	71,509	
O-26	W	13-10	New Orleans	60,658	
N-02	W	23-20	at NY Giants	62,912	
N-09	T	28-28	at Washington	50,502	
N-16	L	17-23	LA Rams	60,658	
N-23	W	34-30	at St. Louis	45,512	
N-30	L	17-26	at New Orleans	72,805	
D-07	L	29-34	Washington	60,658	
D-14	L	3-27	Atlanta	60,658	
D-21	L	13-14	at San Francisco	25,391	

TEAM STATS	EAGLES	OPP
Total First Downs	231	268
Rushing	83	111
Passing	132	136
Penalty	16	21
3rd Down: Made/Att	na	na
3rd Down Pct.	na	na
4th Down: Made/Att	na	na
4th Down Pct.	na	na
Possession Avg.	na	na
Total Net Yards	4345	4978
Avg. Per Game	310.4	355.6
Total Plays	882	936
Avg. Per Play	4.9	5.3
Net Yards Rushing	1563	1909
Avg. Per Game	111.6	136.4
Total Rushes	395	467
Net Yards Passing	2782	3069
Avg. Per Game	198.7	219.2
Sacked/Yards Lost	29/240	25/181
Gross Yards	3022	3250
Att./Completions	458/216	444/243
Completion Pct.	47.2	54.7
Had Intercepted	28	15
Punts/Average	74/39.8	69/40.9
Net Punting Avg.	na/na	na/na
Penalties/Yards	80/843	79/950
Fumbles/Ball Lost	18/11	31/14
Touchdowns	33	44
Rushing	10	15
Passing	20	23
Returns	3	6

Score By Periods	Q1	Q2	Q3	Q4	OT	Pts
Eagles	43	90	61	85	0	279
Opponents	87	77	114	99	0	377

Passing	Att	Cmp	Yds	Cmp%	Y/A
Snead	379	190	2768	50.1	7.30
Mira	76	25	240	32.9	3.16
Keyes	2	1	14	50.0	7.00
Bradley	1	0	0	0.0	0.00
Eagles	458	216	3022	47.2	6.60
Opponents	444	243	3250	54.7	7.32

Scoring	TD	Ru	Pa	Rt	PAT	FG	2Pt	Pts
Baker	0	0	0	0	31/31	16/30	0	79
Jackson	9	0	9	0			0	54
Hawkins	8	0	8	0			0	48
Woodeshick	4	4	0	0			0	24
Keyes	3	3	0	0			0	18
Ballman	2	0	2	0			0	12
Snead	2	2	0	0			0	12
Bradley	1	0	0	1			0	6
Hill	1	0	1	0			0	6
Pinder	1	1	0	0			0	6
Ramsey	1	0	0	1			0	6
Scarpati	1	0	0	1			0	6
Tom (s)	0	0	0	0			0	2
Eagles	33	10	20	3	31/31	16/30	0	279
Opponents	44	15	23	6	44/44	23/37	0	377

Rushing	No.	Yds	Avg	Lg	TD
Woodeshick	186	831	4.5	21	4
Keyes	121	361	3.0	28	3
Pinder	60	309	5.2	50	1
Blye	8	25	3.1	11	0
Mira	3	16	5.3	6	0
Jackson	2	10	5.0	6	0
Wilson	4	7	1.8	4	0
Bradley	1	5	5.0	5	0
Snead	8	2	0.3	5t	2
Jones	1	0	0.0	0	0
Hawkins	1	-3	-3.0	-3	0
Eagles	395	1563	4.0	50	10
Opponents	467	1909	4.1	53t	15

Receiving	No.	Yds	Avg	Lg	TD
Jackson	65	1116	17.2	65t	9
Hawkins	43	761	17.7	58	8
Ballman	31	492	15.9	80t	2
Keyes	29	276	9.5	35	0
Woodeshick	22	177	8.0	15	0
Pinder	12	77	6.4	20	0
Hill	6	64	10.7	23	1
Hughes	3	29	9.7	15	0
Blye	2	-6	-3.0	1	0
Brown	1	20	20.0	20	0
Lawrence	1	10	10.0	10	0
Wilson	1	6	6.0	6	0
Eagles	216	3022	14.0	80t	20
Opponents	243	3250	13.4	71t	23

TD	TD%	Int	Int%	Lg	Sk/Lost	Rat
19	5.0	23	6.1	80t	21/170	65.7
1	1.3	5	6.6	35	8/70	19.6
0	0.0	0	0.0	14	0/0	72.9
0	0.0	0	0.0	--	0/0	39.6
20	4.4	28	6.1	80t	29/240	58.0
23	5.2	15	3.4	71t	25/181	81.4

INTs	No.	Yds	Avg	Lg	TD
Scarpati	4	54	13.5	34t	1
Nelson	3	10	3.3	10	0
Ramsey	2	26	13.0	26t	1
Lloyd	2	22	11.0	14	0
Bradley	1	56	56.0	56t	1
Colman TM	1	11	11.0	11	0
Cross	1	0	0.0	0	0
Young	1	0	0.0	0	0
Eagles	15	179	11.9	56t	3
Opponents	28	343	12.3	38	3

Sacks: Eagles 25.0, Opponents 29.0

Punting	No.	Yds	Avg	Net	TB	Lg	B
Bradley	74	2942	39.8	na	na	60	0
Eagles	74	2942	39.8	na	na	60	0
Opponents	69	2819	40.9	na	na	55	2

Punt Returns	Ret	FC	Yds	Avg	Lg	TD
Bradley	28	5	181	6.5	37	0
Scarpati	4	1	6	1.5	2	0
Lawrence	2	2	26	13.0	18	0
Hawkins	1	2	6	6.0	6	0
Hughes	1	0	0	0.0	0	0
Eagles	36	10	219	6.1	37	0
Opponents	21	24	93	4.4	30	0

Kickoff Returns	No.	Yds	Avg	Lg	TD
Bradley	21	467	22.2	42	0
Blye	19	370	19.5	35	0
Keyes	9	200	22.2	34	0
Lawrence	5	97	19.4	24	0
Pinder	4	56	14.0	19	0
Nelson	3	63	21.0	27	0
Graham	2	5	2.5	5	0
Eagles	63	1258	20.0	42	0
Opponents	51	1043	20.5	54	0

Field Goals	1-19	20-29	30-39	40-49	50+
Baker	4/6	2/3	4/6	6/13	0/2
Eagles	4/6	2/3	4/6	6/13	0/2
Opponents	7/9	6/7	5/9	5/9	0/3

Baker: (19N,45N) (44N,35G,41G) (42B) (24G,18G) (52N) (34N,47N,45N,12G,40G) (45G,32G,38G) (28N) (44G) (50N,15G,40G) (30G) (39N,19G,47G) (20G) (19N, 46N,47N)
Opponents: (22G,37G) (36G,15G) (47N,14G) (37N, 32B,20G) (53N,17N) (18N,22G) (40G,33G) () (49N,42N, 19G,39G,16G) (19G,46G,46G) (27N,56N,37N,27G,40G, 26G,17G) (39N,12G,43G) (47N,28G,30G) (51N)



SCHEDULE & RESULTS (2-12)					
S-15	L	13-30	at Green Bay	50,861	
S-22	L	25-34	NY Giants	60,858	
S-29	L	13-45	Dallas	60,858	
O-06	L	14-17	at Washington	50,816	
O-13	L	14-34	at Dallas	72,083	
O-20	L	16-29	Chicago	60,858	
O-27	L	3-6	at Pittsburgh	26,908	
N-03	L	17-45	St. Louis	59,208	
N-10	L	10-16	Washington	59,133	
N-17	L	6-7	at NY Giants	62,896	
N-24	L	13-47	at Cleveland	62,338	
N-28	W	12-0	at Detroit	47,909	
D-08	W	29-17	New Orleans	57,128	
D-15	L	17-24	Minnesota	54,530	

TEAM STATS	EAGLES	OPP
Total First Downs	197	256
Rushing	78	128
Passing	100	111
Penalty	19	17
3rd Down: Made/Att	na	na
3rd Down Pct.	na	na
4th Down: Made/Att	na	na
4th Down Pct.	na	na
Possession Avg.	na	na
Total Net Yards	3561	4514
Avg. Per Game	254.4	322.4
Total Plays	775	863
Avg. Per Play	4.6	5.2
Net Yards Rushing	1411	2141
Avg. Per Game	100.8	152.9
Total Rushes	369	515
Net Yards Passing	2150	2373
Avg. Per Game	153.6	169.5
Sacked/Yards Lost	26/207	21/184
Gross Yards	2357	2557
Att./Completions	380/194	327/182
Completion Pct.	51.1	55.7
Had Intercepted	29	13
Punts/Average	60/41.3	55/38.9
Net Punting Avg.	na/na	na/na
Penalties/Yards	63/666	75/828
Fumbles/Ball Lost	19/13	18/7
Touchdowns	21	40
Rushing	3	18
Passing	16	20
Returns	2	2

Score By Periods	Q1	Q2	Q3	Q4	OT	Pts
Eagles	27	71	32	72	0	202
Opponents	62	98	92	99	0	351

Passing	Att	Cmp	Yds	Cmp%	Y/A	TD	TD%	Int	Int%	Lg	Sk/Lost	Rat
Snead	291	152	1655	52.2	5.69	11	3.8	21	7.2	55t	20/154	51.8
K.Hill TM	71	33	531	46.5	7.48	3	4.2	6	8.5	92t	4/36	50.9
Huarte	15	7	110	46.7	7.33	1	6.7	2	13.3	48	2/17	54.2
Scarpati	2	1	3	50.0	1.50	0	0.0	0	0.0	3	0/0	56.3
Baker	1	1	58	100.0	58.00	1	100.0	0	0.0	58t	0/0	158.3
Eagles	380	194	2357	51.1	6.20	16	4.2	29	7.6	92t	26/207	52.7
Opponents	327	182	2557	55.7	7.82	20	6.1	13	4.0	87	21/184	84.9

Scoring	TD	Ru	Pa	Rt	PAT	FG	2Pt	Pts
Baker	0	0	0	0	17/21	19/30	0	74
Hawkins	5	0	5	0			0	30
Ballman	4	0	4	0			0	24
F.Hill	3	0	3	0			0	18
Woodeshick	3	3	0	0			0	18
Ditka	2	0	2	0			0	12
Haymond	2	0	0	2			0	12
Lang	1	0	1	0			0	6
Mallory	1	0	1	0			0	6
Conjar (s)	0	0	0	0			0	2
Eagles	21	3	16	2	17/21	19/30	0	202
Opponents	40	18	20	2	39/39	24/35	0	351

Rushing	No.	Yds	Avg	Lg	TD
Woodeshick	217	947	4.4	54t	3
Lang	69	235	3.4	17	0
Pinder	40	117	2.9	21	0
Ballman	1	30	30.0	30	0
Snead	9	27	3.0	9	0
Jones	22	24	1.1	10	0
Conjar	8	21	2.6	6	0
Huarte	2	9	4.5	11	0
K.Hill TM	1	1	1.0	1	0
Eagles	369	1411	3.8	54t	3
Opponents	515	2141	4.2	42	18

Receiving	No.	Yds	Avg	Lg	TD
Hawkins	42	707	16.8	92t	5
Woodeshick	36	328	9.1	55	0
F.Hill	30	370	12.3	31t	3
Ballman	30	341	11.4	55t	4
Lang	17	147	8.6	25	1
Pinder	16	166	10.4	48	0
Ditka	13	111	8.5	18	2
Jones	5	87	17.4	48	0
Hughes	3	39	13.0	18	0
Mallory	1	58	58.0	58t	1
Baker	1	3	3.0	3	0
Eagles	194	2357	12.1	92t	16
Opponents	182	2557	14.0	87	20

INTs	No.	Yds	Avg	Lg	TD
Nelson	3	7	2.3	7	0
Scarpati	2	22	11.0	17	0
Ramsey	2	0	0.0	0	0
Wells	2	0	0.0	0	0
Beisler	1	12	12.0	12	0
Haymond	1	10	10.0	10	0
Medved	1	0	0.0	0	0
Peters	1	0	0.0	0	0
Eagles	13	51	3.9	17	0
Opponents	29	408	14.1	96t	2

Sacks: Eagles 21.0, Opponents 26.0

Punting	No.	Yds	Avg	Net	TB	Lg	B
Baker	55	2248	40.9	na	na	57	0
Duncan	5	228	45.6	na	na	55	0
Eagles	60	2476	41.3	na	na	57	0
Opponents	55	2141	38.9	na	na	60	0

Punt Returns	Ret	FC	Yds	Avg	Lg	TD
Haymond	15	6	201	13.4	54t	1
Scarpati	5	1	17	3.4	7	0
Mallory	4	3	46	11.5	28	0
Hawkins	0	1	0	0.0	0	0
Eagles	24	11	264	11.0	54t	1
Opponents	33	11	270	8.2	43	0

Kickoff Returns	No.	Yds	Avg	Lg	TD
Haymond	28	677	24.2	98t	1
Hawkins	12	254	21.2	46	0
Nelson	11	308	28.0	69	0
Mallory	6	94	15.7	23	0
Rossovich	2	20	10.0	11	0
Graham	1	8	8.0	8	0
Jones	1	18	18.0	18	0
Eagles	61	1379	22.6	98t	1
Opponents	45	1030	22.9	75	0

Field Goals	1-19	20-29	30-39	40-49	50+
Baker	7/8	4/5	7/12	1/5	0/0
Eagles	7/8	4/5	7/12	1/5	0/0
Opponents	8/8	10/11	5/7	1/7	0/2

Baker: (27G,17G) () (23G,13G) (45N) (47N) (30G,37G,44G) (47N,44N,38N,38G) (39N,12G) (32N,20N,37G) (33N,19G,19G) (34N,18G,25G) (36G,18G,32G,35G) (18N) (25G)

Opponents: (17G,22G,35G) (20G,30G) (26G) (24G) (35N,26G,21G) (39G,31G,28G,15G,14G) (22N,40B,34G,15G) (51N,47G) (47N,15G,25G,9G) (47N,47N) (34N,28G,26G) () (49N,10G) (48N,51N,17G)



SCHEDULE & RESULTS (6-7-1)				
S-17	W	35-24	Washington	60,709
S-24	L	6-38	Baltimore	60,755
O-01	W	34-24	Pittsburgh	60,335
O-08	W	38-7	at Atlanta	53,868
O-15	L	27-28	San Francisco	60,825
O-22	L	14-48	at St. Louis	46,562
O-29	W	21-14	Dallas	60,740
N-05	L	24-31	at New Orleans	59,596
N-12	L	17-33	at LA Rams	57,628
N-19	W	48-21	New Orleans	60,751
N-26	L	7-44	at NY Giants	63,027
D-03	T	35-35	at Washington	50,451
D-10	L	17-38	at Dallas	55,834
D-17	W	28-24	Cleveland	60,658

TEAM STATS	EAGLES	OPP
Total First Downs	239	286
Rushing	69	105
Passing	146	161
Penalty	24	20
3rd Down: Made/Att	na	na
3rd Down Pct.	na	na
4th Down: Made/Att	na	na
4th Down Pct.	na	na
Possession Avg.	na	na
Total Net Yards	4344	4972
Avg. Per Game	310.3	355.1
Total Plays	822	937
Avg. Per Play	5.3	5.3
Net Yards Rushing	1250	1741
Avg. Per Game	89.3	124.4
Total Rushes	328	434
Net Yards Passing	3094	3231
Avg. Per Game	221.0	230.8
Sacked/Yards Lost	49/369	23/151
Gross Yards	3463	3382
Att./Completions	445/244	480/255
Completion Pct.	54.8	53.1
Had Intercepted	24	21
Punts/Average	61/38.3	50/38.8
Net Punting Avg.	na/na	na/na
Penalties/Yards	77/830	67/715
Fumbles/Ball Lost	22/16	28/14
Touchdowns	45	52
Rushing	12	16
Passing	30	29
Returns	3	7

Score By Periods	Q1	Q2	Q3	Q4	OT	Pts
Eagles	82	120	66	83	0	351
Opponents	71	141	96	101	0	409

Passing	Att	Cmp	Yds	Cmp%	Y/A
Snead	434	240	3399	55.3	7.83
K.Hill	7	2	33	28.6	4.71
Dial	3	1	5	33.3	1.67
Lang	1	1	26	100.0	26.00
Eagles	445	244	3463	54.8	7.78
Opponents	480	255	3382	53.1	7.05

Scoring	TD	Ru	Pa	Rt	PAT	FG	2Pt	Pts
Baker	0	0	0	0	45/45	12/19	0	81
Hawkins	10	0	10	0			0	60
Woodeshick	10	6	4	0			0	60
Ballman	7	1	6	0			0	42
Lang	5	2	3	0			0	30
Kelly	4	0	4	0			0	24
T.Brown	2	1	1	0			0	12
Ditka	2	0	2	0			0	12
Snead	2	2	0	0			0	12
Hultz	1	0	0	1			0	6
Nettles	1	0	0	1			0	6
Scarpati	1	0	0	1			0	6
Eagles	45	12	30	3	45/45	12/19	0	351
Opponents	52	16	29	7	52/52	15/32	0	409

Rushing	No.	Yds	Avg	Lg	TD
Woodeshick	155	670	4.3	41	6
Lang	101	336	3.3	21	2
T.Brown	53	179	3.4	13t	1
Snead	9	30	3.3	21	2
Ballman	1	17	17.0	17t	1
Jones	8	17	2.1	6	0
Goodwin	1	1	1.0	1	0
Eagles	328	1250	3.8	41	12
Opponents	434	1741	4.0	45	16

Receiving	No.	Yds	Avg	Lg	TD
Hawkins	59	1265	21.4	87t	10
Ballman	36	524	14.6	67t	6
Woodeshick	34	391	11.5	43t	4
Ditka	26	274	10.5	25	2
Lang	26	201	7.7	19	3
T.Brown	22	202	9.2	41	1
Kelly	21	345	16.4	59	4
F.Hill	9	144	16.0	57	0
Goodwin	6	65	10.8	23	0
Jones	3	32	10.7	23	0
Wilson	2	20	10.0	12	0
Eagles	244	3463	14.2	87t	30
Opponents	255	3382	13.3	96	29

TD	TD%	Int	Int%	Lg	Sk/Lost	Rat
29	6.7	24	5.5	87t	48/351	80.0
1	14.3	0	0.0	18	0/0	86.3
0	0.0	0	0.0	5	1/18	42.4
0	0.0	0	0.0	26	0/0	118.8
30	6.7	24	5.4	87t	49/369	80.2
29	6.0	21	4.4	96	23/151	77.6

INTs	No.	Yds	Avg	Lg	TD
Scarpati	4	99	24.8	67t	1
Nettles	4	52	13.0	34	0
F.Brown	2	29	14.5	17	0
Medved	2	23	11.5	23	0
Martin	2	8	4.0	8	0
Kelley	1	18	18.0	18	0
Wells	1	17	17.0	17	0
Hultz	1	16	16.0	16t	1
Shann	1	8	8.0	8	0
Peters	1	3	3.0	3	0
Lloyd	1	1	1.0	1	0
Morgan	1	0	0.0	0	0
Eagles	21	274	13.0	67t	2
Opponents	24	429	17.9	69t	3

Sacks: Eagles 23.0, Opponents 49.0

Punting	No.	Yds	Avg	Net	TB	Lg	B
Baker	61	2335	38.3	na	na	53	1
Eagles	61	2335	38.3	na	na	53	1
Opponents	50	1941	38.8	na	na	53	1

Punt Returns	Ret	FC	Yds	Avg	Lg	TD
Martin	20	4	128	6.4	30	0
Hughes	3	0	11	3.7	11	0
Shann	3	2	17	5.7	8	0
Lince	1	0	0	0.0	0	0
Reed	1	0	0	0.0	0	0
Scarpati	1	2	2	2.0	2	0
Medved	0	1	0	0.0	0	0
Eagles	29	9	158	5.4	30	0
Opponents	33	14	130	3.9	26	0

Kickoff Returns	No.	Yds	Avg	Lg	TD
T.Brown	13	301	23.2	41	0
Hawkins	10	250	25.0	46	0
Hughes	7	126	18.0	23	0
Wilson	7	150	21.4	33	0
Shann	6	133	22.2	42	0
Reed	5	111	22.2	31	0
Lince	3	46	15.3	22	0
Ballman	2	43	21.5	27	0
Jones	2	32	16.0	17	0
Beisler	1	0	0.0	0	0
F.Brown	1	17	17.0	17	0
Gray	1	30	30.0	30	0
Kelley	1	0	0.0	0	0
Medved	1	7	7.0	7	0
Ramsey	1	0	0.0	0	0
Vasys	1	0	0.0	0	0
Eagles	62	1246	20.1	46	0
Opponents	59	1466	24.8	96t	2

Field Goals	1-19	20-29	30-39	40-49	50+
Baker	2/2	2/3	7/9	1/4	0/1
Eagles	2/2	2/3	7/9	1/4	0/1
Opponents	4/8	4/7	4/9	2/6	1/2

Baker: () (9G,35G) (36G,35G) (46N,45N,34G) (54N, 32G,33G) () (37B) (41G) (37B, 9G) (21G,37G) () (45N) (25G) (27B)

Opponents: (15N,37N,19B,25B,30G) (37N,52G) (52N, 43N,24G) (36N) (45N) (32G,47G) (9B) (33N,12G) (21G, 12G,27G,31G) (20N) (17G,15G,40G) (47N,29N,36N) (19N,22G) (41N,32G)



SCHEDULE & RESULTS (9-5)					
S-11	L	13-16	at St. Louis	39,066	
S-18	W	23-10	Atlanta	54,049	
S-25	W	35-17	NY Giants	60,177	
O-02	L	10-41	St. Louis	59,305	
O-09	L	7-56	at Dallas	69,372	
O-16	W	31-14	at Pittsburgh	28,233	
O-23	W	31-3	at NY Giants	63,018	
O-30	L	13-27	Washington	60,652	
N-06	W	24-23	Dallas	60,658	
N-13	L	7-27	at Cleveland	77,968	
N-20	W	35-34	at San Francisco	31,993	
D-04	W	27-23	Pittsburgh	54,275	
D-11	W	33-21	Cleveland	58,074	
D-18	W	37-28	at Washington	50,405	
PLAYOFF BOWL (at Miami)					
J-08	L	14-20	Baltimore	58,088	

TEAM STATS	EAGLES	OPP
Total First Downs	231	249
Rushing	112	90
Passing	104	139
Penalty	15	20
3rd Down: Made/Att	na	na
3rd Down Pct.	na	na
4th Down: Made/Att	na	na
4th Down Pct.	na	na
Possession Avg.	na	na
Total Net Yards	3759	4370
Avg. Per Game	268.5	312.1
Total Plays	891	870
Avg. Per Play	4.2	5.0
Net Yards Rushing	1859	1693
Avg. Per Game	132.8	120.9
Total Rushes	478	390
Net Yards Passing	1900	2677
Avg. Per Game	135.7	191.2
Sacked/Yards Lost	35/259	34/287
Gross Yards	2159	2964
Att./Completions	378/179	446/226
Completion Pct.	47.4	50.7
Had Intercepted	22	20
Punts/Average	65/39.8	60/39.9
Net Punting Avg.	na/na	na/na
Penalties/Yards	63/666	63/703
Fumbles/Ball Lost	32/17	30/15
Touchdowns	39	40
Rushing	19	13
Passing	14	23
Returns	6	4

Score By Periods	Q1	Q2	Q3	Q4	OT	Pts
Eagles	39	137	45	105	0	326
Opponents	68	91	85	96	0	340

Passing	Att	Cmp	Yds	Cmp%	Y/A
Snead	226	103	1275	45.6	5.64
K.Hill	97	53	571	54.6	5.89
Concannon	51	21	262	41.2	5.14
Lang	3	2	51	66.7	17.00
Gros	1	0	0	0.0	0.00
Eagles	378	179	2159	47.4	5.71
Opponents	446	226	2964	50.7	6.65

Scoring	TD	Ru	Pa	Rt	PAT	FG	2Pt	Pts
Baker	0	0	0	0	38/39	18/25	0	92
Gros	9	7	2	0			0	54
T.Brown	8	3	3	2			0	48
Retzlaff	6	0	6	0			0	36
Woodeshick	5	4	1	0			0	30
Concannon	2	2	0	0			0	12
Matson	2	1	1	0			0	12
Goodwin	1	0	1	0			0	6
Lang	1	1	0	0			0	6
Martin	1	0	0	1			0	6
Nelson	1	0	0	1			0	6
Nettles	1	0	0	1			0	6
Snead	1	1	0	0			0	6
Wells	1	0	0	1			0	6
Eagles	39	19	14	6	38/39	18/25	0	326
Opponents	40	13	23	4	40/40	20/30	0	340

Rushing	No.	Yds	Avg	Lg	TD
T.Brown	161	548	3.4	24	3
Gros	102	396	3.9	26	7
Woodeshick	85	330	3.9	21	4
Lang	52	239	4.6	39	1
Concannon	25	195	7.8	29	2
Matson	29	101	3.5	28	1
Snead	15	32	2.1	17	1
Baker	1	15	15.0	15	0
F.Hill	1	5	5.0	5	0
K.Hill	7	-2	-0.3	2	0
Eagles	478	1859	3.9	39	19
Opponents	390	1693	4.3	68	13

Receiving	No.	Yds	Avg	Lg	TD
Retzlaff	40	653	16.3	40	6
T.Brown	33	371	11.2	39	3
F.Hill	29	304	10.5	36	0
Gros	18	214	11.9	48	2
Goodwin	16	212	13.3	30	1
Lang	14	143	10.2	23	0
Hawkins	12	107	8.9	24	0
Woodeshick	10	118	11.8	44t	1
Matson	6	30	5.0	11	1
Concannon	1	7	7.0	7	0
Eagles	179	2159	12.1	48	14
Opponents	226	2964	13.1	58	23

TD	TD%	Int	Int%	Lg	Sk/Lost	Rat
8	3.5	11	4.9	48	25/190	55.1
5	5.2	7	7.2	30	6/42	59.3
1	2.0	4	7.8	44t	3/22	31.7
0	0.0	0	0.0	36	0/0	109.7
0	0.0	0	0.0	0	1/5	39.6
14	3.7	22	5.8	48	35/259	53.4
23	5.2	20	4.5	58	34/287	70.5

INTs	No.	Yds	Avg	Lg	TD
Scarpati	8	182	22.8	32	0
Nettles	3	57	19.0	34t	1
Lloyd	3	46	15.3	24	0
Martin	1	47	47.0	47	0
Wells	1	8	8.0	8	0
Morgan	1	5	5.0	5	0
Nelson	1	0	0.0	0	0
Ramsey	1	0	0.0	0	0
Whittingham	1	0	0.0	0	0
Eagles	20	345	17.3	47	1
Opponents	22	380	17.3	91t	3

Sacks: Eagles 34.0, Opponents 35.0

Punting	No.	Yds	Avg	Net	TB	Lg	B
Baker	42	1726	41.1	na	na	63	0
K.Hill	23	862	37.5	na	na	51	0
Eagles	65	2588	39.8	na	na	63	0
Opponents	60	2394	39.9	na	na	54	0

Punt Returns	Ret	FC	Yds	Avg	Lg	TD
Martin	11	6	118	10.7	67t	1
Hawkins	9	2	47	5.2	38	0
W. Brown	5	4	-1	-2	2	0
Concannon	2	1	3	1.5	3	0
Scarpati	2	0	-8	-4.0	-3	0
T.Brown	1	0	0	0.0	0	0
Nelson	1	0	3	3.0	3	0
Eagles	31	13	162	5.2	67t	1
Opponents	31	15	300	9.7	86t	1

Kickoff Returns	No.	Yds	Avg	Lg	TD
Matson	26	544	20.9	31	0
T.Brown	20	562	28.1	93t	2
W.Brown	4	58	14.5	17	0
Martin	4	132	33.0	58	0
Medved	2	10	5.0	10	0
Nelson	2	34	17.0	18	0
Whittingham	2	33	16.5	19	0
Beisler	1	17	17.0	17	0
Hawkins	1	0	0.0	0	0
Jackson	1	16	16.0	16	0
Lince	1	13	13.0	13	0
Eagles	64	1419	22.2	93t	2
Opponents	65	1330	20.5	56	0

Field Goals	1-19	20-29	30-39	40-49	50+
Baker	4/4	2/2	8/8	3/7	1/4
Eagles	4/4	2/2	8/8	3/7	1/4
Opponents	5/6	7/8	5/9	3/7	0/0

Baker: (46N,23G,33G) (13G,41G,12G) () (52N,44N,32G) () (51G) (15G) (15G,37G) (31G,49N) (52N) (49N,58N) (35G,22G) (37G,38G,42G,30G) (47G)
Opponents: (9G,47G,27G) (12N,22G) (32N,18G) (44G,34G) (45N) (37N) (29G) (17G,28G) (21G,14G,28N,42G) (22G,29G) (30G,15G,43N,42N) (31N,37G,32G,35G) (47N,33N) ()



SCHEDULE & RESULTS (5-9)					
S-19	W	34-27	St. Louis	54,260	
S-26	L	14-16	NY Giants	57,154	
O-03	L	17-35	Cleveland	60,759	
O-10	W	35-24	at Dallas	56,249	
O-17	L	27-35	at NY Giants	62,815	
O-24	L	14-20	Pittsburgh	56,515	
O-31	L	21-23	at Washington	50,301	
N-07	L	34-38	at Cleveland	72,807	
N-14	W	21-14	Washington	60,444	
N-21	L	24-34	at Baltimore	60,238	
N-28	W	28-24	at St. Louis	28,706	
D-05	L	19-21	Dallas	54,714	
D-12	W	47-13	at Pittsburgh	22,002	
D-19	L	28-35	Detroit	56,718	

TEAM STATS	EAGLES	OPP
Total First Downs	267	243
Rushing	94	100
Passing	149	129
Penalty	24	14
3rd Down: Made/Att	na	na
3rd Down Pct.	na	na
4th Down: Made/Att	na	na
4th Down Pct.	na	na
Possession Avg.	na	na
Total Net Yards	5012	4418
Avg. Per Game	358.0	315.6
Total Plays	871	849
Avg. Per Play	5.8	5.2
Net Yards Rushing	1824	1582
Avg. Per Game	130.3	113.0
Total Rushes	404	419
Net Yards Passing	3188	2836
Avg. Per Game	227.7	202.6
Sacked/Yards Lost	33/254	37/287
Gross Yards	3442	3123
Att./Completions	434/223	393/215
Completion Pct.	51.4	54.7
Had Intercepted	26	25
Punts/Average	56/42.2	54/41.8
Net Punting Avg.	na/na	na/na
Penalties/Yards	61/686	66/653
Fumbles/Ball Lost	21/10	32/11
Touchdowns	48	47
Rushing	21	11
Passing	22	28
Returns	5	8

Score By Periods	Q1	Q2	Q3	Q4	OT	Pts
Eagles	107	81	91	84	0	363
Opponents	96	102	75	86	0	359

Passing	Att	Cmp	Yds	Cmp%	Y/A	TD	TD%	Int	Int%	Lg	Sk/Lost	Rat
Snead	288	150	2346	52.1	8.15	15	5.2	13	4.5	78	26/191	78.0
K. Hill	113	60	857	53.1	7.58	5	4.4	10	8.8	50	4/21	55.8
Concannon	29	12	176	41.4	6.07	1	3.4	3	10.3	34	3/42	33.8
Gros	2	1	63	50.0	31.50	1	50.0	0	0.0	63t	0/0	135.4
T. Brown	1	0	0	0.0	0.00	0	0.0	0	0.0	0	0/0	39.6
Poage	1	0	0	0.0	0.00	0	0.0	0	0.0	0	0/0	39.6
Eagles	434	223	3442	51.4	7.93	22	5.1	26	6.0	78	33/254	69.9
Opponents	393	215	3123	54.7	7.95	28	7.1	25	6.4	89t	37/287	78.0

Scoring	TD	Ru	Pa	Rt	PAT	FG	2Pt	Pts
Baker	0	0	0	0	38/40	9/23	0	65
Retzlaff	10	0	10	0			0	60
T. Brown	9	6	3	0			0	54
Gros	9	7	2	0			0	54
Poage	5	0	5	0			0	30
Matson	3	2	1	0			0	18
Snead	3	3	0	0			0	18
K. Hill	2	2	0	0			0	12
Tarasovic	2	0	0	2			0	12
Lloyd	0	0	0	0	7/7	1/2	0	10
Baughan	1	0	0	1			0	6
Goodwin	1	0	1	0			0	6
Lang	1	1	0	0			0	6
Nettles	1	0	0	1			0	6
Shann	1	0	0	1			0	6
Eagles	48	21	22	5	45/47	10/25	0	363
Opponents	47	11	28	8	44/47	11/26	0	359

Rushing	No.	Yds	Avg	Lg	TD
T. Brown	158	861	5.4	54t	6
Gros	145	479	3.3	33	7
Woodeshick	28	145	5.2	14	0
Concannon	9	104	11.6	38	0
Matson	22	103	4.7	22	2
Snead	24	81	3.4	20	3
Lang	10	25	2.5	8t	1
K. Hill	7	20	2.9	7	2
Scarpati	1	6	6.0	6	0
Eagles	404	1824	4.5	54t	21
Opponents	419	1582	3.8	35	11

Receiving	No.	Yds	Avg	Lg	TD
Retzlaff	66	1190	18.0	78	10
T. Brown	50	682	13.6	45t	3
Poage	31	612	19.7	63t	5
Gros	29	271	9.3	37	2
Goodwin	18	252	14.0	35	1
Glass	15	201	13.4	41	0
Woodeshick	6	86	14.3	60	0
Crabb	2	41	20.5	27	0
Lang	2	30	15.0	24	0
Matson	2	29	14.5	20	1
Gill	1	27	27.0	27	0
F. Hill	1	21	21.0	21	0
Eagles	223	3442	15.4	78	22
Opponents	215	3123	14.5	89t	28

INTs	No.	Yds	Avg	Lg	TD
Ramsey	6	74	12.3	24	0
Nettles	3	84	28.0	56t	1
Scarpati	3	4	1.3	3	0
Cross	3	1	0.3	1	0
Lloyd	2	35	17.5	21	0
Nelson	2	23	11.5	16	0
Meyers	2	12	6.0	10	0
Tarasovic	1	40	40.0	40t	1
Baughan	1	33	33.0	33t	1
Hultz	1	6	6.0	6	0
Morgan	1	1	1.0	1	0
Eagles	25	313	12.5	56t	3
Opponents	26	476	18.3	82t	6

Punting	No.	Yds	Avg	Net	TB	Lg	B
Baker	37	1551	41.9	na	na	60	0
K. Hill	19	813	42.8	na	na	55	0
Eagles	56	2364	42.2	na	na	60	0
Opponents	54	2257	41.8	na	na	72	0

Sacks: Eagles 37.0, Opponents 33.0

Punt Returns	Ret	FC	Yds	Avg	Lg	TD
Cross	14	4	79	5.6	16	0
T. Brown	4	6	13	3.3	7	0
Gill	2	2	28	14.0	14	0
Shann	1	1	63	63.0	63t	1
Eagles	21	13	183	8.7	63t	1
Opponents	37	9	263	7.1	47	0

Kickoff Returns	No.	Yds	Avg	Lg	TD
Nelson	26	683	26.3	70	0
Cross	25	662	26.5	74	0
T. Brown	3	46	15.3	22	0
Lang	3	36	12.0	14	0
Gill	1	0	0.0	0	0
Morgan	1	3	3.0	3	0
Wells	1	8	8.0	8	0
Eagles	60	1438	24.0	74	0
Opponents	58	1531	26.4	88	0

Field Goals	1-19	20-29	30-39	40-49	50+
Baker	na	na	na	na	na
Lloyd	0/0	0/0	0/0	1/1	0/0
Eagles	na	na	na	na	na
Opponents	2/3	5/9	2/6	2/8	0/0

Baker: (28G,23G,50N) (43N,25B) () () (46N) (21B, 54N) (46N) (12G,27N,39G) () (42N,37G) (37N,23B) (33G,19G, N, 27G,37B,20G,19B) () ()
Lloyd: () () (42G) (31B) () () () () () () () () ()
Opponents: (22G,20G) (41N,24G,20G,11G) (49N) (42N,35G) (30N,40N,29B) (27N) (28G) (42N,49G) (36N) (38N,46G,13G) (36G) (19B,41N) () (22N,37N,29B)



SCHEDULE & RESULTS (6-8)					
S-13	W	38-7	NY Giants	60,671	
S-20	L	24-28	San Francisco	57,353	
S-27	L	20-28	Cleveland	60,671	
O-04	W	21-7	Pittsburgh	59,354	
O-11	L	20-35	at Washington	49,219	
O-18	W	23-17	at NY Giants	62,978	
O-25	W	34-10	at Pittsburgh	38,393	
N-01	L	10-21	Washington	60,671	
N-08	L	10-20	at LA Rams	53,994	
N-15	W	17-14	at Dallas	55,972	
N-22	L	13-38	St. Louis	60,671	
N-29	L	24-38	at Cleveland	79,289	
D-06	W	24-14	Dallas	60,671	
D-13	L	34-36	at St. Louis	24,636	

TEAM STATS	EAGLES	OPP
Total First Downs	243	234
Rushing	100	93
Passing	126	128
Penalty	17	13
3rd Down: Made/Att	na	na
3rd Down Pct.	na	na
4th Down: Made/Att	na	na
4th Down Pct.	na	na
Possession Avg.	na	na
Total Net Yards	4400	4317
Avg. Per Game	314.3	308.4
Total Plays	862	898
Avg. Per Play	5.1	4.8
Net Yards Rushing	1922	1746
Avg. Per Game	137.3	124.7
Total Rushes	430	445
Net Yards Passing	2478	2571
Avg. Per Game	177.0	183.6
Sacked/Yards Lost	35/268	47/379
Gross Yards	2746	2950
Att./Completions	397/199	406/202
Completion Pct.	50.1	49.8
Had Intercepted	18	17
Punts/Average	73/41.7	80/40.5
Net Punting Avg.	na/na	na/na
Penalties/Yards	42/450	71/748
Fumbles/Ball Lost	33/22	27/12
Touchdowns	38	40
Rushing	16	15
Passing	19	18
Returns	3	7

Score By Periods	Q1	Q2	Q3	Q4	OT	Pts
Eagles	61	79	64	108	0	312
Opponents	83	72	89	69	0	313

Passing	Att	Cmp	Yds	Cmp%	Y/A	TD	TD%	Int	Int%	Lg	Sk/Lost	Rat
Snead	283	138	1906	48.8	6.73	14	4.9	12	4.2	87t	20/160	69.6
Hill	88	49	641	55.7	7.28	3	3.4	4	4.5	38t	8/61	71.3
Concannon	23	12	199	52.2	8.65	2	8.7	1	4.3	38	7/47	92.5
T. Brown	2	0	0	0.0	0.00	0	0.0	1	50.0	0	0/0	0.0
Gros	1	0	0	0.0	0.00	0	0.0	0	0.0	0	0/0	39.6
Eagles	397	199	2746	50.1	6.92	19	4.8	18	4.5	87t	35/268	69.7
Opponents	406	202	2950	49.8	7.27	18	4.4	17	4.2	66t	47/379	71.2

Scoring	TD	Ru	Pa	Rt	PAT	FG	2Pt	Pts
Baker	0	0	0	0	36/37	16/26	0	84
T.Brown	10	5	5	0			0	60
Retzlaff	8	0	8	0			0	48
Matson	5	4	1	0			0	30
Goodwin	3	0	3	0			0	18
Gros	2	2	0	0			0	12
Snead	2	2	0	0			0	12
Woodeshick	2	2	0	0			0	12
Concannon	1	1	0	0			0	6
Cross	1	0	0	1			0	6
Mack	1	0	1	0			0	6
Morgan	1	0	0	1			0	6
Poage	1	0	1	0			0	6
Scarpatti	1	0	0	1			0	6
Eagles	38	16	19	3	36/37	16/26	0	312
Opponents	40	15	18	7	40/40	11/26	0	313

Rushing	No.	Yds	Avg	Lg	TD
Gros	154	748	4.9	59t	2
Matson	96	404	4.2	63	4
T.Brown	90	356	4.0	36	5
Woodeshick	37	180	4.9	13	2
Concannon	16	134	8.4	29	1
Snead	16	59	3.7	19	2
Lang	12	37	3.1	20	0
Hill	8	27	3.4	14	0
Goodwin	1	-23	-23.0	-23	0
Eagles	430	1922	4.5	63	16
Opponents	445	1746	3.9	75	15

Receiving	No.	Yds	Avg	Lg	TD
Retzlaff	51	855	16.8	44	8
Poage	37	479	12.9	42t	1
Gros	29	234	8.1	29	0
Goodwin	23	335	14.6	44t	3
Matson	17	242	14.2	32	1
T.Brown	15	244	16.3	87t	5
Mack	8	169	21.1	53t	1
Lang	6	69	11.5	23	0
Gill	4	58	14.5	29	0
Smith	4	35	8.8	12	0
Woodeshick	4	12	3.0	8	0
Crabb	1	14	14.0	14	0
Eagles	199	2746	13.8	87t	19
Opponents	202	2950	14.6	66t	18

INTs	No.	Yds	Avg	Lg	TD
Ramsey	5	31	6.2	17	0
Cross	3	109	36.3	94t	1
Lloyd	3	68	22.7	27	0
Scarpatti	3	41	13.7	24t	1
Burroughs	2	5	2.5	3	0
Glass	1	18	18.0	18	0
Eagles	17	272	16.0	94t	2
Opponents	18	273	15.2	64	3

Sacks: Eagles 47.0, Opponents 35.0

Punting	No.	Yds	Avg	Net	TB	Lg	B
Baker	49	2073	42.3	na	na	61	1
Hill	24	968	40.3	na	na	56	0
Eagles	73	3041	41.7	na	na	61	1
Opponents	80	3237	40.5	na	na	63	0

Punt Returns	Ret	FC	Yds	Avg	Lg	TD
T.Brown	10	6	96	9.6	53	0
Gill	6	5	61	10.2	29	0
Lang	6	7	26	4.3	8	0
Matson	2	0	10	5.0	9	0
Glass	1	1	0	0.0	0	0
Hultz	1	0	2	2.0	2	0
Mack	1	0	0	0.0	0	0
Scarpatti	1	1	6	6.0	6	0
Eagles	28	20	201	7.2	53	0
Opponents	35	18	333	9.5	68	0

Kickoff Returns	No.	Yds	Avg	Lg	TD
T.Brown	30	692	23.1	51	0
Lang	13	352	27.1	49	0
Gill	7	167	23.9	37	0
Matson	3	104	34.7	43	0
Gros	2	38	19.0	20	0
Morgan	2	0	0.0	0	0
Glass	1	12	12.0	12	0
Thompson	1	0	0.0	0	0
Eagles	59	1365	23.1	51	0
Opponents	55	1319	24.0	47	0

Field Goals	1-19	20-29	30-39	40-49	50+
Baker	5/5	2/5	1/1	8/14	0/1
Eagles	5/5	2/5	1/1	8/14	0/1
Opponents	3/6	3/4	4/6	1/9	0/1

Baker: (24B,47N,30G) (26B,47G,57N) (12G,42G) (21N) () (45G,10G,46G) (14G,47G) (26G) (47B,40G) (43G) (21G, 9G) (42N,14G,49N,48N) (42N,48G) ()
Opponents: (39N) () () (42N) (11N) (42G,43N) (13G) (34B,46N) (12G,27G) (47N,16N,48N) (29G,18B,42N, 48B,42N) (29N,37G) () (35G,37G,27G,32G,53N,19G)



SCHEDULE & RESULTS (2-10-2)					
S-15	T	21-21	Pittsburgh	58,205	
S-22	L	24-28	St. Louis	60,671	
S-29	L	14-37	NY Giants	60,671	
O-06	W	24-21	Dallas	60,671	
O-13	W	37-24	at Washington	49,219	
O-20	L	7-37	at Cleveland	75,174	
O-27	L	7-16	at Chicago	48,514	
N-03	L	17-23	Cleveland	60,671	
N-10	L	14-42	at NY Giants	62,936	
N-17	L	20-27	at Dallas	23,694	
N-24	L	10-13	Washington	60,671	
D-01	T	20-20	at Pittsburgh	16,721	
D-08	L	14-38	at St. Louis	15,979	
D-15	L	13-34	Minnesota	57,403	

TEAM STATS	EAGLES	OPP
Total First Downs	203	266
Rushing	78	125
Passing	114	131
Penalty	11	10
3rd Down: Made/Att	na	na
3rd Down Pct.	na	na
4th Down: Made/Att	na	na
4th Down Pct.	na	na
Possession Avg.	na	na
Total Net Yards	3852	4821
Avg. Per Game	275.1	344.4
Total Plays	783	870
Avg. Per Play	4.9	5.5
Net Yards Rushing	1438	1985
Avg. Per Game	102.7	141.8
Total Rushes	376	466
Net Yards Passing	2414	2836
Avg. Per Game	172.4	202.6
Sacked/Yards Lost	27/252	29/270
Gross Yards	2666	3106
Att./Completions	380/193	375/211
Completion Pct.	50.8	56.3
Had Intercepted	31	15
Punts/Average	69/43.1	57/39.1
Net Punting Avg.	na/na	na/na
Penalties/Yards	53/558	54/598
Fumbles/Ball Lost	30/16	23/15
Touchdowns	32	47
Rushing	8	17
Passing	22	28
Returns	2	2

Score By Periods	Q1	Q2	Q3	Q4	OT	Pts
Eagles	32	86	69	55	0	242
Opponents	43	152	78	108	0	381

Passing	Att	Cmp	Yds	Cmp%	Y/A	TD	TD%	Int	Int%	Lg	Sk/Lost	Rat
Hill	186	91	1213	48.9	6.52	10	5.4	17	9.1	80t	9/104	49.9
Jurgensen	184	99	1413	53.8	7.68	11	6.0	13	7.1	75t	13/111	69.4
Guglielmi LG	24	7	118	29.2	4.92	0	0.0	3	12.5	32	11/94	8.0
Guglielmi TM	7	2	29	28.6	4.14	0	0.0	0	0.0	19	4/27	44.3
Brown	3	1	11	33.3	3.67	1	33.3	1	33.3	11t	0/0	45.1
Dudley	0	0	0	0.0	0.0	0	0.0	0	0.0	0	1/10	0.0
Eagles	380	193	2666	50.8	7.02	22	5.8	31	8.2	80t	27/252	58.9
Opponents	375	211	3106	56.3	8.28	28	7.5	15	4.0	78t	29/270	91.7

Scoring	TD	Ru	Pa	Rt	PAT	FG	2Pt	Pts
Brown	11	6	4	1			0	66
Clark	0	0	0	0	29/32	7/15	0	50
McDonald	8	0	8	0			0	48
Goodwin	4	0	4	0			0	24
Retzlaff	4	0	4	0			0	24
Peaks	2	1	1	0			0	12
Caffey	1	0	0	1			0	6
Jurgensen	1	1	0	0			0	6
R.Smith	1	0	1	0			0	6
Eagles	32	8	22	2	29/32	7/15	0	242
Opponents	47	17	28	2	42/46	19/31	0	381

Rushing	No.	Yds	Avg	Lg	TD
Brown	192	841	4.4	34	6
Dean	79	268	3.4	26	0
Peaks	64	212	3.3	26	1
Jurgensen	13	38	2.9	13	1
Guglielmi LG	4	23	5.8	20	0
Guglielmi TM	1	20	20.0	20	0
Dudley	11	21	1.9	6	0
Sapp TM	8	21	2.6	9	0
Woodeshick	5	18	3.6	11	0
Hill	3	-1	-0.3	6	0
Eagles	376	1438	3.8	34	8
Opponents	466	1985	4.3	70t	17

Receiving	No.	Yds	Avg	Lg	TD
Retzlaff	57	895	15.7	46	4
McDonald	41	731	17.8	75t	8
Brown	36	487	13.5	80t	4
Peaks	22	167	7.6	23	1
Goodwin	15	215	14.3	35t	4
Dean	14	108	7.7	20	0
R.Smith	5	63	12.6	16	1
Dudley	1	8	8.0	8	0
Woodeshick	1	-3	-3.0	-3	0
Sapp TM	1	-5	-5.0	-5	0
Eagles	193	2666	13.8	80t	22
Opponents	211	3106	14.7	78t	28

INTs	No.	Yds	Avg	Lg	TD
Burroughs	4	36	9.0	21	0
Lloyd	3	30	10.0	14	0
Cross	2	6	3.0	3	0
Caffey	1	87	87.0	87t	1
Carr	1	25	25.0	15	0
Scotti	1	17	17.0	17	0
Baughan	1	9	9.0	9	0
McClellan	1	0	0.0	0	0
Ramsey	1	0	0.0	0	0
Eagles	15	210	14.0	87t	1
Opponents	31	516	16.6	75	1

Sacks: Eagles 29.0, Opponents 27.0

Punting	No.	Yds	Avg	Net	TB	Lg	B
Hill	69	2972	43.1	na	na	62	0
Eagles	69	2972	43.1	na	na	62	0
Opponents	57	2228	39.1	na	na	61	0

Punt Returns	Ret	FC	Yds	Avg	Lg	TD
Brown	16	5	152	9.5	22	0
Dean	10	4	74	7.4	26	0
Eagles	26	9	226	8.7	26	0
Opponents	34	13	451	13.3	83	0

Kickoff Returns	No.	Yds	Avg	Lg	TD
Brown	33	945	28.6	100t	1
Dean	16	425	26.6	79	0
Henson	3	21	7.0	10	0
Sapp TM	3	40	13.3	23	0
Woodeshick	3	72	24.0	31	0
R.Smith	2	18	9.0	9	0
Caffey	1	6	6.0	6	0
Eagles	61	1527	25.0	100t	1
Opponents	31	727	23.5	65	0

Field Goals	1-19	20-29	30-39	40-49	50+
Clark	1/2	3/5	0/5	3/3	0/0
Eagles	1/2	3/5	0/5	3/3	0/0
Opponents	na	na	na	na	na

Clark: () (28G) () (28B,12G,29N) (35N,42G) () () (36N,22G) () (39N) (45G,16N) (23G,40G) (39B) (34N)
Opponents: (38G,50G,50N, N,17G) (24B,32N) (12G) () (34G) (43G) (45G,41N,44N,46N) (9G,22G,34G,45N, 30N) () (56N,33G,27G) (37G,22G) (10G,43N,24G) (23G, 47N) (43G,39G)



SCHEDULE & RESULTS (10-4)					
S-17	W	27-20	Cleveland	60,671	
S-24	W	14-7	Washington	50,108	
O-01	L	27-30	St. Louis	59,399	
O-08	W	21-16	Pittsburgh	60,671	
O-15	W	20-7	at St. Louis	20,262	
O-22	W	43-7	at Dallas	25,000	
O-29	W	27-24	at Washington	31,066	
N-05	W	16-14	Chicago	60,671	
N-12	L	21-38	at NY Giants	62,800	
N-19	L	24-45	at Cleveland	68,399	
N-26	W	35-13	Dallas	60,127	
D-03	W	35-24	at Pittsburgh	21,653	
D-10	L	24-28	NY Giants	60,671	
D-17	W	27-24	at Detroit	44,231	
PLAYOFF BOWL (at Miami)					
J-06	L	10-38	Detroit	25,612	

TEAM STATS	EAGLES	OPP
Total First Downs	252	267
Rushing	78	116
Passing	158	145
Penalty	16	6
3rd Down: Made/Att	na	na
3rd Down Pct.	na	na
4th Down: Made/Att	na	na
4th Down Pct.	na	na
Possession Avg.	na	na
Total Net Yards	5112	4927
Avg. Per Game	365.1	351.9
Total Plays	na	na
Avg. Per Play	na	na
Net Yards Rushing	1507	2007
Avg. Per Game	107.6	143.4
Total Rushes	373	474
Net Yards Passing	3605	2920
Avg. Per Game	257.5	208.6
Sacked/Yards Lost	na/219	na/263
Gross Yards	3824	3183
Att./Completions	429/241	383/224
Completion Pct.	56.2	58.5
Had Intercepted	26	17
Punts/Average	55/43.7	64/41.8
Net Punting Avg.	na/na	na/na
Penalties/Yards	42/500	62/684
Fumbles/Ball Lost	25/14	27/16
Touchdowns	46	38
Rushing	10	12
Passing	34	23
Returns	2	3

Score By Periods	Q1	Q2	Q3	Q4	OT	Pts
Eagles	94	89	92	86	0	361
Opponents	61	72	78	86	0	297

Passing	Att	Cmp	Yds	Cmp%	Y/A	TD	TD%	Int	Int%	Lg	Sk/Lost	Rat
Jurgensen	416	235	3723	56.5	8.95	32	7.7	24	5.8	69	na/211	88.1
Hill	12	6	101	50.0	8.42	2	16.7	2	16.7	23	na/8	78.8
Peaks	1	0	0	0.0	0.00	0	0.0	0	0.0	0	na/0	39.6
Eagles	429	241	3824	56.2	8.91	34	7.9	26	6.1	69	na/219	87.2
Opponents	383	224	3183	58.5	8.31	23	6.0	17	4.4	84t	na/263	87.0

Scoring	TD	Ru	Pa	Rt	PAT	FG	2Pt	Pts
Walston	2	0	2	0	43/45	14/25	0	97
McDonald	13	0	13	0			0	78
Retzlaff	8	0	8	0			0	48
Brown	5	1	2	2			0	30
Lucas	5	0	5	0			0	30
Peaks	5	5	0	0			0	30
Barnes	4	1	3	0			0	24
Dean	3	2	1	0			0	18
Sapp	1	1	0	0			0	6
Eagles	46	10	34	2	43/45	14/25	0	361
Opponents	38	12	23	3	36/38	11/24	0	297

Rushing	No.	Yds	Avg	Lg	TD
Peaks	135	471	3.5	33	5
Brown	50	338	6.8	47	1
Dean	66	321	4.9	44	2
Barnes	92	309	3.4	43	1
Jurgensen	20	27	1.4	14	0
Sapp	7	24	3.4	8	1
Hill	2	9	4.5	7	0
Retzlaff	1	8	8.0	8	0
Eagles	373	1507	4.0	47	10
Opponents	474	2007	4.2	54t	12

Receiving	No.	Yds	Avg	Lg	TD
McDonald	64	1144	17.9	66	13
Retzlaff	50	769	15.4	61t	8
Walston	34	569	16.7	68	2
Peaks	32	472	14.8	48	0
Dean	21	335	16.0	60t	1
Barnes	15	194	12.9	59t	3
Brown	14	264	18.9	65	2
Lucas	8	67	8.4	18	5
Sapp	3	10	3.3	8	0
Eagles	241	3824	15.9	69	34
Opponents	224	3183	14.2	84t	23

INTs	No.	Yds	Avg	Lg	TD
Burroughs	7	90	12.9	42	0
Cross	2	36	18.0	36	0
Bednarik	2	33	16.5	33	0
Brookshier	2	20	10.0	20	0
Carr	2	20	10.0	20	0
Baughan	1	22	22.0	22	0
Taseff LG	1	15	15.0	15	0
Weber	1	15	15.0	15	0
Nocera	0	3	0.0	3	0
Eagles	17	239	14.1	42	0
Opponents	26	294	11.3	65t	1

Punting	No.	Yds	Avg	Net	TB	Lg	B
Hill	55	2403	43.7	na	na	64	0
Eagles	55	2403	43.7	na	na	64	0
Opponents	64	2675	41.8	na	na	69	1

Punt Returns	Ret	FC	Yds	Avg	Lg	TD
Dean	18	na	140	7.8	28	0
Brown	8	na	125	15.6	66t	1
Cross	7	na	77	11.0	21	0
Taseff LG	5	na	39	7.8	23	0
Baughan	1	na	11	11.0	11	0
Eagles	34	na	353	10.4	66t	1
Opponents	30	na	235	7.8	73t	1

Kickoff Returns	No.	Yds	Avg	Lg	TD
Brown	29	811	28.0	105t	1
Dean	21	462	22.0	34	0
Peaks	2	29	14.5	17	0
Cross	1	11	11.0	11	0
Eagles	53	1313	24.8	105t	1
Opponents	58	1224	21.1	91t	1

Walston: (22G,18G,12N) () (19G,16G, N) () (19G, 42G) (20G,26N) (N,13G,33G) (B, N,12G) (42N, 43N) (34G) () (31N) (26G,45N,44N) (21G,10G)
Opponents: (20G,21G) (N,35N) (27G) (49N,23G) (N) (54N) (46N,48N,52G) (B, N) (11G) (54N,17G) (42G,32G) (36G) (23N,33B) (49G,41N)



SCHEDULE & RESULTS (10-2)					
S-25	L	24-41	Cleveland	56,303	
S-30	W	27-25	at Dallas	18,500	
O-09	W	31-27	St. Louis	33,701	
O-16	W	28-10	Detroit	38,065	
O-23	W	31-29	at Cleveland	64,850	
N-06	W	34-7	Pittsburgh	58,324	
N-13	W	19-13	Washington	39,361	
N-20	W	17-10	at New York	63,571	
N-27	W	31-23	New York	60,547	
D-04	W	20-6	at St. Louis	21,358	
D-11	L	21-27	at Pittsburgh	22,101	
D-18	W	38-28	at Washington	20,558	
NFL CHAMPIONSHIP					
D-26	W	17-13	Green Bay	67,325	

TEAM STATS	EAGLES	OPP
Total First Downs	190	205
Rushing	54	117
Passing	121	81
Penalty	15	7
3rd Down: Made/Att	na	na
3rd Down Pct.	na	na
4th Down: Made/Att	na	na
4th Down Pct.	na	na
Possession Avg.	na	na
Total Net Yards	3950	4027
Avg. Per Game	329.2	335.6
Total Plays	na	na
Avg. Per Play	na	na
Net Yards Rushing	1134	2200
Avg. Per Game	94.5	183.3
Total Rushes	351	449
Net Yards Passing	2816	1827
Avg. Per Game	234.7	152.3
Sacked/Yards Lost	na/141	na/157
Gross Yards	2957	1984
Att./Completions	331/177	283/139
Completion Pct.	53.5	49.1
Had Intercepted	20	30
Punts/Average	60/43.1	48/43.6
Net Punting Avg.	na/na	na/na
Penalties/Yards	57/544	54/597
Fumbles/Ball Lost	24/10	31/15
Touchdowns	40	29
Rushing	9	14
Passing	29	14
Returns	2	1

Score By Periods	Q1	Q2	Q3	Q4	OT	Pts
Eagles	51	78	44	148	0	321
Opponents	74	62	53	57	0	246

Passing	Att	Cmp	Yds	Cmp%	Y/A
Van Brocklin	284	153	2471	53.9	8.70
Jurgensen	44	24	486	54.5	11.05
Barnes	3	0	0	0.0	0.00
Eagles	331	177	2957	53.5	8.93
Opponents	283	139	1984	49.1	7.01

Scoring	TD	Ru	Pa	Rt	PAT	FG	2Pt	Pts
Walston	4	0	4	0	39/40	14/20	0	105
McDonald	13	0	13	0			0	78
Barnes	6	4	2	0			0	36
Retzlaff	5	0	5	0			0	30
Brown	4	2	2	0			0	24
Dean	3	0	3	0			0	18
Peaks	3	3	0	0			0	18
Carr	1	0	0	1			0	6
Smith	1	0	0	1			0	6
Wittenborn LG	0	0	0	0	0/0	0/3	0	0
Eagles	40	9	29	2	39/40	14/20	0	321
Opponents	29	14	14	1	24/28	16/28	0	246

Rushing	No.	Yds	Avg	Lg	TD
Peaks	86	465	5.4	57	3
Barnes	117	315	2.7	23t	4
Dean	113	304	2.7	32	0
Brown	9	35	3.9	13	2
Sapp	9	20	2.2	7	0
Jurgensen	4	5	1.3	9	0
Retzlaff	2	3	1.5	7	0
Van Brocklin	11	-13	-1.2	1	0
Eagles	351	1134	3.2	57	9
Opponents	449	2200	4.9	87t	14

Receiving	No.	Yds	Avg	Lg	TD
Retzlaff	46	826	18.0	57t	5
McDonald	39	801	20.5	64t	13
Walston	30	563	18.8	49t	4
Barnes	19	132	6.9	16	2
Dean	15	218	14.5	49t	3
Peaks	14	116	8.3	34	0
Brown	9	247	27.4	71	2
Lucas	3	34	11.3	19	0
Sapp	2	20	10.0	14	0
Eagles	177	2957	16.7	71	29
Opponents	139	1984	14.3	86t	14

TD	TD%	Int	Int%	Lg	Sk/Lost	Rat
24	8.5	17	6.0	64t	na/96	86.5
5	11.4	1	2.3	71	na/45	122.0
0	0.0	2	66.7	0	0/0	0.0
29	8.8	20	6.0	71	na/141	87.9
14	4.9	30	10.6	86t	na/157	49.1

INTs	No.	Yds	Avg	Lg	TD
Burroughs	9	124	13.8	46	0
Weber	6	48	8.0	13	0
Freeman	4	67	16.8	48	0
Baughan	3	50	16.7	18	0
Johnson	3	34	11.3	33	0
Carr	2	4	2.0	4	0
Bednarik	2	0	0.0	0	0
Brookshier	1	14	14.0	14	0
Eagles	30	341	11.4	48	0
Opponents	20	277	13.9	37	1

Punting	No.	Yds	Avg	Net	TB	Lg	B
Van Brocklin	60	2585	43.1	na	na	70	0
Eagles	60	2585	43.1	na	na	70	0
Opponents	48	2094	43.6	na	na	62	0

Punt Returns	Ret	FC	Yds	Avg	Lg	TD
Dean	16	na	65	4.1	15	0
Brown	10	na	47	4.7	12	0
Jackson	1	na	5	5.0	5	0
McDonald	1	na	2	2.0	2	0
Eagles	28	na	119	4.3	15	0
Opponents	34	na	166	4.9	24	0

Kickoff Returns	No.	Yds	Avg	Lg	TD
Dean	26	533	20.5	30	0
Brown	11	295	26.8	79	0
Reichow	4	28	7.0	12	0
Robb	4	44	11.0	15	0
Baughan	2	18	9.0	17	0
McDonald	2	45	22.5	26	0
Carr	1	5	5.0	5	0
Lucas	1	5	5.0	5	0
Wilson	1	0	0.0	0	0
Eagles	52	973	18.7	79	0
Opponents	53	1076	20.3	37	0

Walston: (N,21G) (21G,27G) (N, N,27G) () (N,38G) (21G,32N,11G) (22G,10G) (17B,12G) (15G) (32G,39G) () (23G)

Wittenborn, S.F.-Phi: () () () () () (33N,45N,19N0) () () () () ()

Opponents: (N,36G,15G) (31G,45G) (18G,12G) (N,33G) (N,12G,23G,44G) (42N) (N, N,18G,17G) (26G,36N,45N,46N) (35G,31G,15G) (N) () (38N,37N)



SCHEDULE & RESULTS (7-5)					
S-27	L	14-24	at San Francisco	41,697	
O-04	W	49-21	New York	27,023	
O-11	W	28-24	Pittsburgh	27,343	
O-18	L	7-24	at New York	68,783	
O-25	W	28-24	at Chicago Cardinals	20,112	
N-01	W	30-23	Washington	39,854	
N-08	L	7-28	at Cleveland	58,275	
N-15	W	27-17	Chicago Cardinals	28,887	
N-22	W	23-20	Los Angeles	47,425	
N-29	L	0-31	at Pittsburgh	22,191	
D-06	W	34-14	at Washington	24,325	
D-13	L	21-28	Cleveland	45,952	

TEAM STATS	EAGLES	OPP				
Total First Downs	211	220				
Rushing	78	103				
Passing	120	101				
Penalty	13	16				
3rd Down: Made/Att	na	na				
3rd Down Pct.	na	na				
4th Down: Made/Att	na	na				
4th Down Pct.	na	na				
Possession Avg.	na	na				
Total Net Yards	3887	3938				
Avg. Per Game	323.9	328.2				
Total Plays	743	721				
Avg. Per Play	5.2	5.5				
Net Yards Rushing	1315	2068				
Avg. Per Game	109.6	172.3				
Total Rushes	391	429				
Net Yards Passing	2572	1870				
Avg. Per Game	214.3	155.8				
Sacked/Yards Lost	na/72	na/204				
Gross Yards	2644	2074				
Att./Completions	352/194	292/144				
Completion Pct.	55.1	49.3				
Had Intercepted	16	20				
Punts/Average	54/42.7	48/41.1				
Net Punting Avg.	54/36.2	48/34.9				
Penalties/Yards	52/501	47/457				
Fumbles/Ball Lost	26/8	28/20				
Touchdowns	35	36				
Rushing	13	15				
Passing	17	17				
Returns	5	4				
Score By Periods	Q1	Q2	Q3	Q4	OT	Pts
Eagles	34	106	59	69	0	268
Opponents	55	88	42	93	0	278

Passing	Att	Cmp	Yds	Cmp%	Y/A	TD	TD%	Int	Int%	Lg	Sk/Lost	Rat
Van Brocklin	340	191	2617	56.2	7.70	16	4.7	14	4.1	71	na/72	79.5
Barnes	7	0	0	0.0	0.00	0	0.0	2	28.6	0	0/0	0.0
Jurgensen	5	3	27	60.0	5.40	1	20.0	0	0.0	19t	0/0	114.2
Eagles	352	194	2644	55.1	7.51	17	4.8	16	4.5	71	na/72	76.5
Opponents	292	144	2074	49.3	7.10	17	5.8	20	6.8	51	na/204	63.6

Scoring	TD	Ru	Pa	Rt	PAT	FG	2Pt	Pts
McDonald	11	0	10	1			0	66
Barnes	9	7	2	0			0	54
Walston	3	0	3	0	33/34	0/1	0	51
Cothren	0	0	0	0	1/1	8/18	0	25
Peaks	3	3	0	0			0	18
Van Brocklin	2	2	0	0			0	12
Bielski	1	0	1	0	0/0	0/5	0	6
Huth	1	0	0	1			0	6
Owens	1	0	0	1			0	6
Powell	1	0	0	1			0	6
Retzlaff	1	0	1	0			0	6
Sapp	1	1	0	0			0	6
Weber	1	0	0	1			0	6
Eagles	35	13	17	5	34/35	8/24	0	268
Opponents	36	15	17	4	35/36	9/20	0	278

Rushing	No.	Yds	Avg	Lg	TD
Barnes	181	687	3.8	61t	7
Peaks	124	451	3.6	34	3
Sapp	41	145	3.5	17	1
Kowalczyk	26	37	1.4	6	0
Van Brocklin	11	13	1.2	12	2
Walston	2	8	4.0	7	0
Pagliei	2	-5	-2.5	1	0
McDonald	2	-10	-5.0	-4	0
Retzlaff	2	-11	-5.5	-5	0
Eagles	391	1315	3.4	61t	13
Opponents	429	2068	4.8	80t	15

Receiving	No.	Yds	Avg	Lg	TD
McDonald	47	846	18.0	71	10
Retzlaff	34	595	17.5	45	1
Barnes	32	314	9.8	47t	2
Peaks	28	209	7.5	23	0
Walston	16	279	17.4	40	3
Bielski	15	264	17.6	57	1
Kowalczyk	9	33	3.7	13	0
Sapp	6	47	7.8	13	0
MacAfee TM	5	48	9.6	14	0
Pagliei	2	9	4.5	11	0
Eagles	194	2644	13.6	71	17
Opponents	144	2074	14.4	51	17

INTs	No.	Yds	Avg	Lg	TD
Carr	5	65	13.0	26	0
Pellegrini	3	42	14.0	39	0
Powell	3	17	5.7	17	0
Brookshier	3	13	4.3	8	0
Weber	2	8	4.0	8	0
Johnson	1	22	22.0	22	0
M. Campbell	1	0	0.0	0	0
Khayat	1	0	0.0	0	0
Riley	1	0	0.0	0	0
Eagles	20	167	8.4	39	0
Opponents	16	360	22.5	70t	2

Punting	No.	Yds	Avg	Net	TB	Lg	B
Van Brocklin	53	2263	42.7	36.2	2	59	1
Pagliei	1	45	45.0	45.0	0	45	0
Eagles	54	2308	42.7	36.2	2	59	1
Opponents	48	1975	41.1	34.9	3	60	0

Punt Returns	Ret	FC	Yds	Avg	Lg	TD
McDonald	21	na	115	5.5	81t	1
Powell	15	na	124	8.3	58t	1
Eagles	36	na	239	6.6	81t	2
Opponents	40	na	312	7.8	65	1

Kickoff Returns	No.	Yds	Avg	Lg	TD
McDonald	24	444	18.5	36	0
Powell	14	379	27.1	95	0
Wilson	2	4	2.0	4	0
DeLucca	1	0	0.0	0	0
Nocera	1	15	15.0	15	0
Eagles	42	842	20.0	95	0
Opponents	37	819	22.1	34	0



SCHEDULE & RESULTS (2-9-1)				
S-28	L	14-24	Washington	36,850
O-05	W	27-24	New York	23,178
O-12	L	3-24	at Pittsburgh	23,153
O-19	L	24-30	San Francisco	33,110
O-26	L	35-38	at Green Bay	31,043
N-02	T	21-21	at Chicago Cardinals	17,486
N-09	L	24-31	Pittsburgh	26,306
N-16	W	49-21	Chicago Cardinals	18,315
N-23	L	14-28	at Cleveland	51,319
N-30	L	10-24	at New York	35,438
D-07	L	14-21	Cleveland	36,773
D-14	L	0-20	at Washington	22,621

TEAM STATS	EAGLES	OPP				
Total First Downs	222	225				
Rushing	72	101				
Passing	125	100				
Penalty	25	24				
3rd Down: Made/Att	na	na				
3rd Down Pct.	na	na				
4th Down: Made/Att	na	na				
4th Down Pct.	na	na				
Possession Avg.	na	na				
Total Net Yards	3790	4047				
Avg. Per Game	315.8	337.3				
Total Plays	736	777				
Avg. Per Play	5.1	5.2				
Net Yards Rushing	1093	1929				
Avg. Per Game	91.1	160.8				
Total Rushes	334	488				
Net Yards Passing	2697	2118				
Avg. Per Game	224.8	176.5				
Sacked/Yards Lost	75	126				
Gross Yards	2772	2244				
Att./Completions	402/214	289/138				
Completion Pct.	53.2	47.8				
Had Intercepted	21	15				
Punts/Average	54/41.2	53/43.1				
Net Punting Avg.	54/33.4	53/36.1				
Penalties/Yards	55/570	74/722				
Fumbles/Ball Lost	41/22	18/12				
Touchdowns	31	39				
Rushing	13	15				
Passing	18	22				
Returns	0	2				
Score By Periods	Q1	Q2	Q3	Q4	OT	Pts
Eagles	65	69	38	63	0	235
Opponents	75	117	62	52	0	306

Passing	Att	Cmp	Yds	Cmp%	Y/A	TD	TD%	Int	Int%	Lg	Sk/Lost	Rat
Van Brocklin	374	198	2409	52.9	6.44	15	4.0	20	5.3	91t	na/46	64.1
Jurgensen	22	12	259	54.5	11.77	0	0.0	1	4.5	61	na/29	77.6
Barnes	6	4	104	66.7	17.33	3	50.0	0	0.0	71t	0/0	149.3
Eagles	402	214	2772	53.2	6.90	18	4.5	21	5.2	91t	na/75	68.3
Opponents	289	138	2244	47.8	7.76	22	7.6	15	5.2	71t	na/126	78.0

Scoring	TD	Ru	Pa	Rt	PAT	FG	2Pt	Pts
Walston	3	0	3	0	31/31	6/14	0	67
McDonald	9	0	9	0			0	54
Barnes	7	7	0	0			0	42
Peaks	5	3	2	0			0	30
Retzlaff	2	0	2	0			0	12
Bielski	1	0	1	0			0	6
Kowalczyk	1	1	0	0			0	6
Mitcham	1	0	1	0			0	6
Van Brocklin	1	1	0	0			0	6
Wells	1	1	0	0			0	6
Eagles	31	13	18	0	31/31	6/14	0	235
Opponents	39	15	22	2	39/39	11/23	0	306

Rushing	No.	Yds	Avg	Lg	TD
Barnes	156	551	3.5	70t	7
Peaks	115	386	3.4	23	3
Wells	24	92	3.8	12	1
Kowalczyk	17	43	2.5	17	1
Myers	9	23	2.6	15	0
Van Brocklin	8	5	0.6	2	1
Jurgensen	1	1	1.0	1	0
McDonald	3	-4	-1.3	5	0
Retzlaff	1	-4	-4.0	-4	0
Eagles	334	1093	3.3	70t	13
Opponents	488	1929	4.0	55t	15

Receiving	No.	Yds	Avg	Lg	TD
Retzlaff	56	766	13.7	49	2
Barnes	35	423	12.1	33	0
McDonald	29	603	20.8	91t	9
Peaks	29	248	8.6	33t	2
Bielski	23	234	10.2	30	1
Walston	21	298	14.2	71t	3
Kowalczyk	8	72	9.0	15	0
Wells	4	49	12.3	21	0
Myers	4	25	6.3	13	0
Mitcham	3	39	13.0	20	1
Nacrelli	2	15	7.5	11	0
Eagles	214	2772	13.0	91t	18
Opponents	138	2244	16.3	71t	22

INTs	No.	Yds	Avg	Lg	TD
Pellegrini	4	90	22.5	40	0
Bell	2	33	16.5	33	0
Scott	2	15	7.5	10	0
Ryan TM	1	38	38.0	38	0
Hudson	1	15	15.0	15	0
Riley	1	8	8.0	8	0
Koman	1	5	5.0	5	0
Kowalczyk	1	2	2.0	2	0
Brookshier	1	0	0.0	0	0
Norton	1	0	0.0	0	0
Eagles	15	206	13.7	40	0
Opponents	21	242	11.5	39	0

Punting	No.	Yds	Avg	Net	TB	Lg	B
Van Brocklin	54	2225	41.2	33.4	3	58	1
Eagles	54	2225	41.2	33.4	3	58	1
Opponents	53	2285	43.1	36.1	2	66	0

Punt Returns	Ret	FC	Yds	Avg	Lg	TD
Wells	19	na	158	8.3	65	0
McDonald	18	na	135	7.5	35	0
Riley	7	na	27	3.9	10	0
Koman	1	na	5	5.0	5	0
Norton	1	na	8	8.0	8	0
Ryan TM	1	na	0	0.0	0	0
Eagles	47	na	333	7.1	65	0
Opponents	41	na	363	8.9	68t	1

Kickoff Returns	No.	Yds	Avg	Lg	TD
McDonald	14	262	18.7	32	0
Wells	14	336	24.0	44	0
Riley	9	205	22.8	35	0
Bielski	5	66	13.2	18	0
Jacobs	2	24	12.0	20	0
Koman	1	7	7.0	7	0
Eagles	45	900	20.0	44	0
Opponents	40	961	24.0	98t	1



SCHEDULE & RESULTS (4-8)					
S-29	L	13-17	at Los Angeles	62,506	
O-05	L	20-24	New York	28,342	
O-13	L	7-24	at Cleveland	53,493	
O-20	W	17-7	Cleveland	22,443	
O-27	L	0-6	at Pittsburgh	27,016	
N-03	W	38-21	at Chicago Cardinals	18,718	
N-10	L	16-27	Detroit	29,320	
N-17	L	0-13	at New York	42,845	
N-24	W	21-12	Washington	20,730	
D-01	W	7-6	Pittsburgh	16,364	
D-08	L	7-42	at Washington	21,304	
D-14	L	27-31	Chicago Cardinals	12,555	

TEAM STATS	EAGLES	OPP
Total First Downs	149	199
Rushing	80	83
Passing	51	94
Penalty	18	22
3rd Down: Made/Att	na	na
3rd Down Pct.	na	na
4th Down: Made/Att	na	na
4th Down Pct.	na	na
Possession Avg.	na	na
Total Net Yards	2737	3683
Avg. Per Game	228.1	306.9
Total Plays	628	708
Avg. Per Play	4.4	5.2
Net Yards Rushing	1582	1714
Avg. Per Game	131.8	142.8
Total Rushes	424	451
Net Yards Passing	1155	1969
Avg. Per Game	96.3	164.1
Sacked/Yards Lost	224	114
Gross Yards	1379	2083
Att./Completions	204/99	257/133
Completion Pct.	48.5	51.8
Had Intercepted	23	17
Punts/Average	68/41.1	58/42.8
Net Punting Avg.	68/35.4	58/37.6
Penalties/Yards	75/654	65/642
Fumbles/Ball Lost	25/16	26/19
Touchdowns	21	27
Rushing	9	15
Passing	10	10
Returns	2	2

Score By Periods	Q1	Q2	Q3	Q4	OT	Pts
Eagles	37	36	27	73	0	173
Opponents	34	94	51	51	0	230

Passing	Att	Cmp	Yds	Cmp%	Y/A	TD	TD%	Int	Int%	Lg	Sk/Lost	Rat
Thomason	92	46	630	50.0	6.85	4	4.3	10	10.9	67t	na/46	47.2
Jurgensen	70	33	470	47.1	6.71	5	7.1	8	11.4	61t	na/88	53.6
Dorow	36	17	212	47.2	5.89	1	2.8	4	11.1	49	na/90	35.6
Peaks	3	2	56	66.7	18.67	0	0.0	1	33.3	37	0/0	70.1
McDonald	1	1	11	100.0	11.00	0	0.0	0	0.0	11	0/0	112.5
Barnes	1	0	0	0.0	0.00	0	0.0	0	0.0	0	0/0	39.6
Norton	1	0	0	0.0	0.00	0	0.0	0	0.0	0	0/0	39.6
Eagles	204	99	1379	48.5	6.76	10	4.9	23	11.3	67t	na/224	47.4
Opponents	257	133	2083	51.8	8.11	10	3.9	17	6.6	64	na/114	64.4

Scoring	TD	Ru	Pa	Rt	PAT	FG	2Pt	Pts
Walston	1	0	1	0	20/21	9/12	0	53
McDonald	3	0	3	0			0	18
Thomason	3	3	0	0			0	18
Barnes	2	1	1	0			0	12
Bielski	2	0	2	0	0/0	0/2	0	12
Dorow	2	2	0	0			0	12
Jurgensen	2	2	0	0			0	12
Rocky Ryan	2	0	2	0			0	12
Ji. Harris	1	0	0	1			0	6
Norton	1	0	0	1			0	6
Peaks	1	1	0	0			0	6
Stribling	1	0	1	0			0	6
Eagles	21	9	10	2	20/21	9/14	0	173
Opponents	27	15	10	2	26/27	14/29	0	230

Rushing	No.	Yds	Avg	Lg	TD
Barnes	143	529	3.7	41	1
Peaks	125	495	4.0	35	1
Keller	57	195	3.4	15	0
Worden	42	133	3.2	17	0
Norton	2	73	36.5	61	0
Thomason	15	62	4.1	19	3
Dorow	17	52	3.1	14	2
McDonald	12	36	3.0	22	0
Walston	1	7	7.0	7	0
Youngelman	0	3	---	3	0
Jurgensen	10	-3	-0.3	8	2
Eagles	424	1582	3.7	61	9
Opponents	451	1714	3.8	64t	15

Receiving	No.	Yds	Avg	Lg	TD
Barnes	19	212	11.2	67t	1
Stribling	14	194	13.9	58t	1
Walston	11	266	24.2	49	1
Peaks	11	99	9.0	53	0
Retzlaff	10	120	12.0	28	0
McDonald	9	228	25.3	61t	3
Bielski	8	81	10.1	19	2
Burnine	7	63	9.0	16	0
Rocky Ryan	4	91	22.8	46t	2
Keller	4	31	7.8	30	0
Worden	1	3	3.0	3	0
Gaona	1	-9	-9.0	-9	0
Eagles	99	1379	13.9	67t	10
Opponents	133	2083	15.7	64	10

INTs	No.	Yds	Avg	Lg	TD
Norton	4	155	38.8	99t	1
Brookshier	4	74	18.5	40	0
Ji. Harris	3	99	33.0	65t	1
Bednarik	3	51	17.0	37	0
Bell	2	38	19.0	38	0
Wydo	1	25	25.0	25	0
Eagles	17	442	26.0	99t	2
Opponents	23	340	14.8	55	1

Punting	No.	Yds	Avg	Net	TB	Lg	B
Norton	68	2798	41.1	35.4	2	63	1
Eagles	68	2798	41.1	35.4	2	63	1
Opponents	58	2481	42.8	37.6	5	59	1

Punt Returns	Ret	FC	Yds	Avg	Lg	TD
McDonald	26	na	127	4.9	28	0
Keller	9	na	59	6.6	38	0
Ji. Harris	1	na	0	0.0	0	0
Norton	1	na	13	13.0	13	0
Eagles	37	na	199	5.4	38	0
Opponents	45	na	351	7.8	36	0

Kickoff Returns	No.	Yds	Avg	Lg	TD
Keller	15	320	21.3	37	0
McDonald	11	304	27.6	50	0
Peaks	5	98	19.6	27	0
Worden	4	63	15.8	19	0
Bielski	2	11	5.5	10	0
Norton	2	33	16.5	18	0
Bell	1	7	7.0	7	0
Wydo	1	2	2.0	2	0
Eagles	41	838	20.4	50	0
Opponents	31	737	23.8	42	0



SCHEDULE & RESULTS (3-8-1)					
S-30	L	7-27	at Los Angeles	54,412	
O-06	W	13-9	Washington	26,607	
O-14	W	35-21	at Pittsburgh	31,375	
O-21	L	6-20	Chicago Cardinals	36,545	
O-28	L	3-20	at New York	40,960	
N-04	L	17-28	at Chicago Cardinals	27,609	
N-11	W	14-7	Pittsburgh	22,652	
N-18	L	0-16	Cleveland	25,894	
N-25	T	10-10	San Francisco	19,326	
D-02	L	14-17	at Cleveland	20,654	
D-09	L	17-19	at Washington	22,333	
D-15	L	7-21	New York	16,562	

TEAM STATS	EAGLES	OPP				
Total First Downs	160	200				
Rushing	73	110				
Passing	74	69				
Penalty	13	21				
3rd Down: Made/Att	na	na				
3rd Down Pct.	na	na				
4th Down: Made/Att	na	na				
4th Down Pct.	na	na				
Possession Avg.	na	na				
Total Net Yards	2654	3226				
Avg. Per Game	221.2	268.8				
Total Plays	667	756				
Avg. Per Play	4.0	4.3				
Net Yards Rushing	1377	1893				
Avg. Per Game	114.8	157.8				
Total Rushes	418	513				
Net Yards Passing	1277	1333				
Avg. Per Game	106.4	111.1				
Sacked/Yards Lost	279	173				
Gross Yards	1556	1506				
Att./Completions	249/122	243/114				
Completion Pct.	49.0	46.9				
Had Intercepted	27	16				
Punts/Average	68/41.8	68/41.0				
Net Punting Avg.	68/37.6	68/36.0				
Penalties/Yards	59/542	76/686				
Fumbles/Ball Lost	25/11	17/11				
Touchdowns	18	25				
Rushing	11	10				
Passing	6	15				
Returns	1	0				
Score By Periods	Q1	Q2	Q3	Q4	OT	Pts
Eagles	44	34	31	34	0	143
Opponents	31	56	59	69	0	215

Passing	Att	Cmp	Yds	Cmp%	Y/A	TD	TD%	Int	Int%	Lg	Sk/Lost	Rat
Thomason	164	82	1119	50.0	6.82	4	2.4	21	12.8	52	na/166	40.7
Burk	82	39	426	47.6	5.20	1	1.2	6	7.3	40	na/113	36.9
Schaefer	3	1	11	33.3	3.67	1	33.3	0	0.0	11t	0/0	84.7
Eagles	249	122	1556	49.0	6.25	6	2.4	27	10.8	52	na/279	37.4
Opponents	243	114	1506	46.9	6.20	15	6.2	16	6.6	64t	na/173	60.1

Scoring	TD	Ru	Pa	Rt	PAT	FG	2Pt	Pts
Walston	3	0	3	0	17/18	6/13	0	53
Keller	4	4	0	0			0	24
Burnine LG	2	0	2	0			0	12
Burnine TM	2	0	2	0			0	12
Schaefer	2	2	0	0			0	12
Thomason	2	2	0	0			0	12
Bell	1	0	0	1			0	6
Bielski	1	1	0	0	0/0	0/1	0	6
Bredice	1	0	1	0			0	6
Giancanelli	1	1	0	0			0	6
Wegert	1	1	0	0			0	6
Eagles	18	11	6	1	17/18	6/14	0	143
Opponents	25	10	15	0	23/25	14/21	0	215

Rushing	No.	Yds	Avg	Lg	TD
Keller	112	433	3.9	51t	4
Schaefer	102	320	3.1	11	2
Bielski	52	162	3.1	15	1
Giancanelli	42	148	3.5	21	1
Wegert	47	127	2.7	19	1
Berzinski	15	72	4.8	20	0
Burk	17	61	3.6	11	0
Thomason	21	48	2.3	19	2
B. Smith LG	11	18	1.6	7	0
B. Smith TM	9	8	0.9	5	0
Parmer	1	-2	-2.0	-2	0
Eagles	418	1377	3.3	51t	11
Opponents	513	1893	3.7	46	10

Receiving	No.	Yds	Avg	Lg	TD
Walston	39	590	15.1	51t	3
Schaefer	13	117	9.0	27	0
Retzlaff	12	159	13.3	20	0
Burnine LG	10	208	20.8	52	2
Burnine TM	10	208	20.8	52	2
Bredice	10	146	14.6	40t	1
Giancanelli	10	104	10.4	18	0
Bielski	8	63	7.9	17	0
Keller	7	36	5.1	13	0
Wegert	6	46	7.7	19	0
Berzinski	3	35	11.7	17	0
Stribling	2	11	5.5	7	0
Rocky Ryan	1	31	31.0	31	0
Riley	1	10	10.0	10	0
Eagles	122	1556	12.8	52	6
Opponents	114	1506	13.2	64t	15

INTs	No.	Yds	Avg	Lg	TD
Bell	4	61	15.3	33	1
Riley	3	57	19.0	31	0
Norton	2	34	17.0	23	0
Bednarik	2	0	0.0	0	0
Bawel	1	33	33.0	33	0
Brookshier	1	31	31.0	31	0
Rocky Ryan	1	17	17.0	17	0
Scott	1	12	12.0	12	0
Campbell	1	1	1.0	1	0
Eagles	16	246	15.4	33	1
Opponents	27	365	13.5	42	0

Punting	No.	Yds	Avg	Net	TB	Lg	B
Burk	68	2843	41.8	37.6	0	62	1
Eagles	68	2843	41.8	37.6	0	62	1
Opponents	68	2787	41.0	36.0	5	64	0

Punt Returns	Ret	FC	Yds	Avg	Lg	TD
Keller	17	na	73	4.3	35	0
Keller	15	na	146	9.7	40	0
Giancanelli	4	na	22	5.5	18	0
Eagles	36	na	241	6.7	40	0
Opponents	50	na	283	5.7	29	0

Kickoff Returns	No.	Yds	Avg	Lg	TD
Keller	15	353	23.5	32	0
Riley	15	381	25.4	59	0
Giancanelli	8	187	23.4	31	0
Pellegrini	2	47	23.5	26	0
Willey	2	32	16.0	20	0
Bawel	1	25	25.0	25	0
Bednarik	1	17	17.0	17	0
Norton	1	31	31.0	31	0
B. Smith LG	1	14	14.0	14	0
Eagles	45	1073	23.8	59	0
Opponents	27	666	24.7	56	0



SCHEDULE & RESULTS (4-7-1)				
S-24	W	27-17	New York	29,597
O-01	L	30-31	Washington	31,891
O-09	L	17-21	at Cleveland	43,974
O-15	L	7-13	at Pittsburgh	33,413
O-23	T	24-24	at Chicago Cardinals	24,620
O-30	W	24-0	Pittsburgh	31,164
N-06	L	21-34	at Washington	25,741
N-13	W	33-17	Cleveland	39,303
N-20	L	7-31	at New York	22,075
N-27	L	21-23	Los Angeles	31,648
D-04	W	27-3	Chicago Cardinals	19,478
D-11	L	10-17	at Chicago Bears	34,783

TEAM STATS	EAGLES	OPP
Total First Downs	219	174
Rushing	71	89
Passing	128	69
Penalty	20	16
3rd Down: Made/Att	na	na
3rd Down Pct.	na	na
4th Down: Made/Att	na	na
4th Down Pct.	na	na
Possession Avg.	na	na
Total Net Yards	3789	3231
Avg. Per Game	315.8	269.3
Total Plays	792	727
Avg. Per Play	4.8	4.4
Net Yards Rushing	1317	1637
Avg. Per Game	109.8	136.4
Total Rushes	392	455
Net Yards Passing	2472	1594
Avg. Per Game	206.0	132.8
Sacked/Yards Lost	224	216
Gross Yards	2696	1810
Att./Completions	400/198	272/124
Completion Pct.	49.5	45.6
Had Intercepted	24	16
Punts/Average	61/42.9	74/39.1
Net Punting Avg.	61/39.2	74/37.5
Penalties/Yards	61/542	57/463
Fumbles/Ball Lost	35/21	27/20
Touchdowns	31	28
Rushing	9	12
Passing	19	12
Returns	3	3

Score By Periods	Q1	Q2	Q3	Q4	OT	Pts
Eagles	23	61	61	103	0	248
Opponents	69	54	72	36	0	231

Passing	Att	Cmp	Yds	Cmp%	Y/A	TD	TD%	Int	Int%	Lg	Sk/Lost	Rat
Burk	228	110	1359	48.2	5.96	9	3.9	17	7.5	59	na/192	49.2
Thomason	171	88	1337	51.5	7.82	10	5.8	7	4.1	63t	na/32	80.0
Norton	1	0	0	0.0	0.00	0	0.0	0	0.0	0	0/0	39.6
Eagles	400	198	2696	49.5	6.74	19	4.8	24	6.0	63t	na/224	62.3
Opponents	272	124	1810	45.6	6.65	12	4.4	16	5.9	72t	na/216	58.0

Scoring	TD	Ru	Pa	Rt	PAT	FG	2Pt	Pts
Bielski	1	1	0	0	23/24	9/23	0	56
Pihos	7	0	7	0			0	42
Stribling	6	0	6	0			0	36
Walston	3	0	3	0	6/7	2/3	0	30
Giancanelli	3	2	1	0			0	18
Norton	3	1	1	1			0	18
Bawel	2	0	0	2			0	12
Burk	2	2	0	0			0	12
Wegert	2	2	0	0			0	12
Ledbetter	1	0	1	0			0	6
Parmer	1	1	0	0			0	6
Eagles	31	9	19	3	29/31	11/26	0	248
Opponents	28	12	12	4	27/28	12/23	0	231

Rushing	No.	Yds	Avg	Lg	TD
Giancanelli	97	385	4.0	20	2
Goode LG	83	297	3.6	36	0
Goode TM	76	274	3.6	36	0
Norton	36	144	4.0	23t	1
Burk	36	132	3.7	30	2
Parmer	34	129	3.8	36	1
Wegert	26	120	4.6	38	2
Bielski	28	67	2.4	8	1
Ledbetter	21	48	2.3	7	0
Thomason	17	29	1.7	20	0
Johnson	3	1	0.3	4	0
Taliaferro	3	-2	-0.7	0	0
Walston	1	-3	-3.0	-3	0
Goldston	14	-7	-0.5	7	0
Eagles	392	1317	3.4	38	9
Opponents	455	1637	3.6	51	12

Receiving	No.	Yds	Avg	Lg	TD
Pihos	62	864	13.9	40t	7
Stribling	38	568	14.9	56	6
Walston	27	443	16.4	63t	3
Giancanelli	25	379	15.2	59	1
Goode LG	11	152	13.8	50	0
Goode TM	10	137	13.7	50	0
Norton	11	125	11.4	36t	1
Bielski	8	48	6.0	19	0
Ledbetter	7	88	12.6	37t	1
Taliaferro	3	17	5.7	14	0
Wegert	3	17	5.7	12	0
Goldston	2	8	4.0	9	0
Bawel	1	6	6.0	6	0
Parmer	1	-4	-4.0	-4	0
Eagles	198	2696	13.6	63t	19
Opponents	124	1810	14.6	72t	12

INTs	No.	Yds	Avg	Lg	TD
Bawel	9	168	18.7	42t	2
Hudson	3	48	16.0	25	0
Bednarik	1	36	36.0	36	0
Ricca LG	1	33	33.0	33	0
Bell	1	30	30.0	30	0
Robinson	1	20	20.0	20	0
Carroccio LG	1	7	7.0	7	0
Norton	1	0	0.0	0	0
Eagles	16	302	18.9	42t	2
Opponents	24	228	9.5	53	0

Punting	No.	Yds	Avg	Net	TB	Lg	B
Burk	61	2615	42.9	39.2	1	75	0
Eagles	61	2615	42.9	39.2	1	75	0
Opponents	74	2890	39.1	37.5	1	54	1

Punt Returns	Ret	FC	Yds	Avg	Lg	TD
Norton	20	na	33	1.7	13	0
Bawel	15	na	32	2.1	17	0
Giancanelli	5	na	30	6.0	15	0
Hudson	1	na	0	0.0	0	0
Eagles	41	na	95	2.3	17	0
Opponents	36	na	206	5.7	66t	1

Kickoff Returns	No.	Yds	Avg	Lg	TD
Giancanelli	11	267	24.3	29	0
Bawel	8	169	21.1	41	0
Norton	8	281	35.1	96t	1
Wegert	4	87	21.8	28	0
Snyder	3	34	11.3	14	0
Goode LG	2	36	18.0	20	0
Goode TM	2	36	18.0	20	0
Ledbetter	1	21	21.0	21	0
Sharkey TM	1	11	11.0	11	0
Taliaferro	1	16	16.0	16	0
Eagles	39	922	23.6	96t	1
Opponents	40	987	24.7	61	0



SCHEDULE & RESULTS (7-4-1)				
S-26	W	28-10	Cleveland	26,546
O-03	W	35-16	at Chicago Cardinals	17,084
O-09	W	24-22	Pittsburgh	37,322
O-17	W	49-21	at Washington	22,051
O-23	L	7-17	at Pittsburgh	39,075
O-30	L	14-37	Green Bay	25,378
N-07	W	30-14	Chicago Cardinals	21,963
N-14	L	14-27	at New York	46,565
N-21	L	0-6	at Cleveland	41,537
N-28	W	41-33	Washington	18,517
D-05	T	13-13	at Detroit	54,939
D-12	W	29-14	New York	28,449

TEAM STATS	EAGLES	OPP				
Total First Downs	221	171				
Rushing	66	64				
Passing	139	84				
Penalty	16	23				
3rd Down: Made/Att	na	na				
3rd Down Pct.	na	na				
4th Down: Made/Att	na	na				
4th Down Pct.	na	na				
Possession Avg.	na	na				
Total Net Yards	3803	2747				
Avg. Per Game	316.9	228.9				
Total Plays	802	699				
Avg. Per Play	4.7	3.9				
Net Yards Rushing	1196	1063				
Avg. Per Game	99.7	88.6				
Total Rushes	401	354				
Net Yards Passing	2607	1684				
Avg. Per Game	217.3	140.3				
Sacked/Yards Lost	375	346				
Gross Yards	2982	2030				
Att./Completions	401/206	345/143				
Completion Pct.	51.4	41.4				
Had Intercepted	30	28				
Punts/Average	73/40.0	71/42.3				
Net Punting Avg.	73/34.7	71/38.2				
Penalties/Yards	85/874	58/589				
Fumbles/Ball Lost	38/22	32/22				
Touchdowns	39	27				
Rushing	4	8				
Passing	33	13				
Returns	2	6				
Score By Periods	Q1	Q2	Q3	Q4	OT	Pts
Eagles	51	93	69	71	0	284
Opponents	52	43	95	40	0	230

Passing	Att	Cmp	Yds	Cmp%	Y/A
Burk	231	123	1740	53.2	7.53
Thomason	170	83	1242	48.8	7.31
Eagles	401	206	2982	51.4	7.44
Opponents	345	143	2030	41.4	5.88

Scoring	TD	Ru	Pa	Rt	PAT	FG	2Pt	Pts
Walston	11	0	11	0	36/39	4/10	0	114
Pihos	10	0	10	0			0	60
Giancanelli	4	0	4	0			0	24
Ledbetter	4	1	3	0			0	24
Williams	4	1	3	0			0	24
Moselle	3	1	2	0			0	18
Norton	1	0	0	1			0	6
Willey	1	0	0	1			0	6
Worden	1	1	0	0			0	6
Team (s)	0	0	0	0			0	2
Eagles	39	4	33	2	36/39	4/10	0	284
Opponents	27	8	13	6	25/27	13/28	0	230

Rushing	No.	Yds	Avg	Lg	TD
Parmer	119	408	3.4	24	0
Ledbetter	81	241	3.0	14	1
Williams	47	183	3.9	33	1
Worden	58	128	2.2	12	1
Moselle	29	114	3.9	14	1
Giancanelli	33	47	1.4	11	0
Thomason	10	45	4.5	19	0
Burk	15	18	1.2	15	0
Johnson	7	16	2.3	11	0
Pihos	1	-1	-1.0	-1	0
Norton	1	-3	-3.0	-3	0
Eagles	401	1196	3.0	33	4
Opponents	354	1063	3.0	50t	8

Receiving	No.	Yds	Avg	Lg	TD
Pihos	60	872	14.5	34	10
Williams	44	668	15.2	84t	3
Walston	31	581	18.7	75t	11
Moselle	17	242	14.2	38t	2
Ledbetter	15	192	12.8	48t	3
Giancanelli	14	195	13.9	50t	4
Parmer	12	40	3.3	16	0
Worden	7	63	9.0	23	0
Luft	3	59	19.7	30	0
Willey	2	50	25.0	37	0
Johnson	1	20	20.0	20	0
Eagles	206	2982	14.5	84t	33
Opponents	143	2030	14.2	72t	13

TD	TD%	Int	Int%	Lg	Sk/Lost	Rat
23	10.0	17	7.4	84t	na/183	80.4
10	5.9	13	7.6	63	na/192	60.9
33	8.2	30	7.5	84t	na/375	72.1
13	3.8	28	8.1	72t	na/346	39.9

INTs	No.	Yds	Avg	Lg	TD
Hudson	8	89	11.1	32	0
Norton	5	110	22.0	69t	1
Robinson	4	41	10.3	18	0
Kilroy	4	29	7.3	19	0
Dowda	2	34	17.0	34	0
Barni	2	0	0.0	0	0
Richardson	1	10	10.0	10	0
Bednarik	1	9	9.0	9	0
Sharkey	1	4	4.0	4	0
Eagles	28	326	11.6	69t	1
Opponents	30	476	15.9	59t	2

Punting	No.	Yds	Avg	Net	TB	Lg	B
Burk	73	2918	40.0	34.7	4	58	0
Eagles	73	2918	40.0	34.7	4	58	0
Opponents	71	3006	42.3	38.2	1	72	0

Punt Returns	Ret	FC	Yds	Avg	Lg	TD
Williams	23	na	153	6.7	25	0
Norton	21	na	89	4.2	18	0
Bednarik	2	na	26	13.0	24	0
Barni	1	na	0	0.0	0	0
Cifelli TM	1	na	0	0.0	0	0
Sharkey	1	na	5	5.0	5	0
Eagles	49	na	273	5.6	25	0
Opponents	49	na	304	6.2	59t	1

Kickoff Returns	No.	Yds	Avg	Lg	TD
Giancanelli	17	387	22.8	33	0
Ledbetter	8	175	21.9	38	0
Moselle	7	149	21.3	27	0
Johnson	6	152	25.3	34	0
Bednarik	3	40	13.3	21	0
Snyder	2	18	9.0	13	0
Roffler	1	19	19.0	19	0
Stevens	1	6	6.0	6	0
Eagles	45	946	21.0	38	0
Opponents	52	1235	23.8	99t	2



SCHEDULE & RESULTS (7-4-1)					
S-27	L	21-31	at San Francisco	27,819	
O-02	T	21-21	Washington	19,099	
O-10	L	13-37	at Cleveland	45,802	
O-17	W	23-7	Pittsburgh	18,681	
O-25	W	56-17	at Chicago Cardinals	22,064	
N-01	W	35-7	at Pittsburgh	27,547	
N-08	W	30-7	New York	24,331	
N-15	W	45-14	Baltimore	27,813	
N-21	W	38-0	Chicago Cardinals	19,402	
N-29	L	28-37	at New York	20,294	
D-06	L	0-10	at Washington	21,579	
D-13	W	42-27	Cleveland	38,654	

TEAM STATS	EAGLES	OPP				
Total First Downs	256	186				
Rushing	97	69				
Passing	144	98				
Penalty	15	19				
3rd Down: Made/Att	na	na				
3rd Down Pct.	na	na				
4th Down: Made/Att	na	na				
4th Down Pct.	na	na				
Possession Avg.	na	na				
Total Net Yards	4811	2998				
Avg. Per Game	400.9	249.8				
Total Plays	848	705				
Avg. Per Play	5.7	4.3				
Net Yards Rushing	1722	1117				
Avg. Per Game	143.5	93.1				
Total Rushes	410	331				
Net Yards Passing	3089	1881				
Avg. Per Game	257.4	156.8				
Sacked/Yards Lost	268	408				
Gross Yards	3357	2289				
Att./Completions	438/224	374/167				
Completion Pct.	51.1	44.7				
Had Intercepted	31	24				
Punts/Average	53/42.4	79/42.5				
Net Punting Avg.	53/37.2	79/38.6				
Penalties/Yards	84/779	63/606				
Fumbles/Ball Lost	37/15	27/17				
Touchdowns	49	27				
Rushing	22	6				
Passing	25	17				
Returns	2	4				
Score By Periods	Q1	Q2	Q3	Q4	OT	Pts
Eagles	72	94	68	118	0	352
Opponents	54	41	48	72	0	215

Passing	Att	Cmp	Yds	Cmp%	Y/A	TD	TD%	Int	Int%	Lg	Sk/Lost	Rat
Thomason	304	162	2462	53.3	8.10	21	6.9	20	6.6	62t	na/129	75.9
Burk	119	56	788	47.1	6.62	4	3.4	9	7.6	61	na/120	48.6
Gambold	14	6	107	42.9	7.64	0	0.0	2	14.3	41	na/19	30.1
Ziegler	1	0	0	0.0	0.00	0	0.0	0	0.0	0	0/0	39.6
Eagles	438	224	3357	51.1	7.66	25	5.7	31	7.1	62t	na/268	66.2
Opponents	374	167	2289	44.7	6.12	17	4.5	24	6.4	66t	na/408	53.2

Scoring	TD	Ru	Pa	Rt	PAT	FG	2Pt	Pts
Walston	5	0	5	0	45/48	4/13	0	87
Pihos	10	0	10	0			0	60
Johnson	7	5	2	0			0	42
Giancanelli	6	1	5	0			0	36
Ziegler	5	5	0	0			0	30
Williams	4	3	1	0			0	24
Burk	3	3	0	0			0	18
Ledbetter	3	1	2	0			0	18
Parmer	2	2	0	0			0	12
Bednarik	1	0	0	1			0	6
Brewer	1	1	0	0			0	6
Scott	1	0	0	1			0	6
Thomason	1	1	0	0			0	6
Pollard	0	0	0	0	1/1	0/2	0	1
Eagles	49	22	25	2	46/49	4/15	0	352
Opponents	27	6	17	4	26/27	9/18	0	215

Rushing	No.	Yds	Avg	Lg	TD
Johnson	83	439	5.3	66t	5
Williams	61	345	5.7	48t	3
Ziegler	83	320	3.9	52	5
Parmer	38	158	4.2	45	2
Giancanelli	44	131	3.0	30	1
Ledbetter	41	120	2.9	32	1
Brewer	17	85	5.0	19	1
Burk	8	54	6.8	32t	3
Pollard	23	44	1.9	11	0
Thomason	9	23	2.6	20	1
Stringer	1	5	5.0	5	0
Gambold	2	-2	-1.0	0	0
Eagles	410	1722	4.2	66t	22
Opponents	331	1117	3.4	40	6

Receiving	No.	Yds	Avg	Lg	TD
Pihos	63	1049	16.7	59	10
Walston	41	750	18.3	62t	5
Williams	31	438	14.1	40	1
Giancanelli	20	346	17.3	47t	5
Ziegler	15	211	14.1	43	0
Parmer	14	89	6.4	15	0
Ledbetter	13	137	10.5	34t	2
Johnson	12	227	18.9	41	2
Pollard	7	33	4.7	24	0
Brewer	4	43	10.8	16	0
Schnelker	4	34	8.5	12	0
Eagles	224	3357	15.0	62t	25
Opponents	167	2289	13.7	66t	17

INTs	No.	Yds	Avg	Lg	TD
Brookshier	8	41	5.1	22	0
Bednarik	6	116	19.3	41	1
Craft	4	46	11.5	27	0
Hudson	3	74	24.7	42	0
Van Buren	1	13	13.0	13	0
Stringer	1	7	7.0	7	0
Jarmoluk	1	2	2.0	2	0
Eagles	24	299	12.5	42	1
Opponents	31	351	11.3	39	1

Punting	No.	Yds	Avg	Net	TB	Lg	B
Burk	41	1765	43.0	39.3	0	66	0
Bednarik	12	483	40.3	38.1	0	54	0
Eagles	53	2248	42.4	37.2	1	66	0
Opponents	79	3354	42.5	38.6	7	64	0

Punt Returns	Ret	FC	Yds	Avg	Lg	TD
Pollard	20	na	106	5.3	20	0
Williams	15	na	25	1.7	8	0
Johnson	5	na	14	2.8	14	0
Giancanelli	4	na	11	2.8	11	0
Hudson	2	na	10	5.0	10	0
Eagles	46	na	166	3.6	20	0
Opponents	45	na	257	5.7	54	0

Kickoff Returns	No.	Yds	Avg	Lg	TD
Williams	14	343	24.5	62	0
Pollard	13	301	23.2	49	0
Johnson	4	69	17.3	26	0
Giancanelli	2	45	22.5	38	0
Hudson	1	0	0.0	0	0
Parmer	1	18	18.0	18	0
Scott	1	0	0.0	0	0
Stringer	1	11	11.0	11	0
Eagles	37	787	21.3	62	0
Opponents	49	1208	24.7	104t	1



SCHEDULE & RESULTS (7-5)					
S-28	W	31-25	at Pittsburgh	22,501	
O-04	L	7-31	New York	22,512	
O-12	W	26-21	Pittsburgh	18,648	
O-19	L	7-49	Cleveland	27,874	
O-26	W	14-10	at New York	21,458	
N-02	L	10-12	at Green Bay	10,149	
N-09	W	38-20	Washington	16,932	
N-16	W	10-7	Chicago Cardinals	18,406	
N-23	W	28-20	at Cleveland	28,948	
N-30	L	22-28	at Chicago Cardinals	13,577	
D-07	W	38-21	Dallas Texans	18,376	
D-14	L	21-27	at Washington	22,468	

TEAM STATS	EAGLES	OPP
Total First Downs	181	187
Rushing	72	81
Passing	98	93
Penalty	11	13
3rd Down: Made/Att	na	na
3rd Down Pct.	na	na
4th Down: Made/Att	na	na
4th Down Pct.	na	na
Possession Avg.	na	na
Total Net Yards	3335	3150
Avg. Per Game	277.9	262.5
Total Plays	795	751
Avg. Per Play	4.2	4.2
Net Yards Rushing	1370	1396
Avg. Per Game	114.2	116.3
Total Rushes	434	408
Net Yards Passing	1965	1754
Avg. Per Game	163.8	146.2
Sacked/Yards Lost	307	410
Gross Yards	2272	2164
Att./Completions	361/154	343/157
Completion Pct.	42.7	45.8
Had Intercepted	19	20
Punts/Average	83/40.2	88/41.3
Net Punting Avg.	83/33.1	88/35.0
Penalties/Yards	80/747	74/699
Fumbles/Ball Lost	43/22	36/19
Touchdowns	31	38
Rushing	10	10
Passing	13	19
Returns	8	9

Score By Periods	Q1	Q2	Q3	Q4	OT	Pts
Eagles	79	68	40	65	0	252
Opponents	44	85	72	70	0	271

Passing	Att	Cmp	Yds	Cmp%	Y/A	TD	TD%	Int	Int%	Lg	Sk/Lost	Rat
Thomason	212	95	1334	44.8	6.29	8	3.8	9	4.2	44	na/172	60.5
Burk	82	37	561	45.1	6.84	4	4.9	5	6.1	84t	na/108	59.0
Enke	67	22	377	32.8	5.63	1	1.5	5	7.5	65	na/27	26.8
Eagles	361	154	2272	42.7	6.29	13	3.6	19	5.3	84t	na/307	53.9
Opponents	343	157	2164	45.8	6.31	19	5.5	20	5.8	63t	na/410	60.7

Scoring	TD	Ru	Pa	Rt	PAT	FG	2Pt	Pts
Walston	3	0	3	0	31/31	11/20	0	82
Grant	7	0	7	0			0	42
Ziegler	4	2	2	0			0	24
Goldston	3	3	0	0			0	18
Brewer	2	2	0	0			0	12
Huzvar	2	2	0	0			0	12
Jarmoluk	2	0	0	2			0	12
Pihos	2	0	1	1			0	12
Van Buren (s)	1	0	0	1			0	8
Bawel	1	0	0	1			0	6
Craft	1	0	0	1			0	6
Ferris LG	1	1	0	0			0	6
Pollard	1	1	0	0			0	6
Sears	1	0	0	1			0	6
Stevens	1	0	0	1			0	6
Eagles	31	10	13	8	31/31	11/20	0	252
Opponents	38	10	19	9	31/38	4/14	0	271

Rushing	No.	Yds	Avg	Lg	TD
Huzvar	105	349	3.3	26	2
Goldston	65	210	3.2	20	3
Brewer	50	188	3.8	71t	2
Pollard	55	186	3.4	23	1
Ziegler	67	172	2.6	12	2
Stevens	33	95	2.9	36	0
Thomason	17	88	5.2	23	0
Burk	7	28	4.0	12	0
Enke	14	25	1.8	12	0
Parmer	12	23	1.9	8	0
Ferris LG	11	22	2.0	11t	1
Stringer	2	5	2.5	3	0
Van Buren	7	1	0.1	6	0
Eagles	434	1370	3.2	71t	10
Opponents	408	1396	3.4	40	10

Receiving	No.	Yds	Avg	Lg	TD
Grant	56	997	17.8	84t	7
Walston	26	469	18.0	65	3
Stevens	13	174	13.4	39	0
Huzvar	13	37	2.8	12	0
Pihos	12	219	18.3	47	1
Ziegler	8	120	15.0	37	2
Pollard	8	59	7.4	14	0
Brewer	5	19	3.8	12	0
Van Buren	4	73	18.3	38	0
Bawel	2	60	30.0	52	0
Enke	2	19	9.5	18	0
Goldston	2	12	6.0	8	0
Parmer	2	10	5.0	8	0
Ferris LG	1	8	8.0	8	0
Stringer	1	4	4.0	4	0
Eagles	154	2272	14.8	84t	13
Opponents	157	2164	13.8	63t	19

INTs	No.	Yds	Avg	Lg	TD
Bawel	8	121	15.1	35	0
Sutton	3	54	18.0	30	0
Jarmoluk	2	48	24.0	45t	1
Bednarik	2	14	7.0	12	0
Craft	1	32	32.0	32t	1
Sears	1	9	9.0	9t	1
Stringer	1	9	9.0	9	0
Scott TM	1	0	0.0	0	0
Willey	1	0	0.0	0	0
Ferris LG	0	3	--	3	0
Ferris TM	0	3	--	3	0
Eagles	20	290	14.5	45t	3
Opponents	19	187	9.8	38t	1

Punting	No.	Yds	Avg	Net	TB	Lg	B
Burk	83	3335	40.2	33.1	1	68	2
Eagles	83	3335	40.2	33.1	1	68	2
Opponents	88	3630	41.3	35.0	5	63	0

Punt Returns	Ret	FC	Yds	Avg	Lg	TD
Bawel	34	na	261	7.7	52t	1
Stevens	16	na	172	10.8	56t	1
Ferris LG	2	na	11	5.5	11	0
Walston	2	na	13	6.5	13	0
Van Buren	1	na	0	0.0	0	0
Eagles	53	na	446	8.4	56t	2
Opponents	55	na	571	10.4	74t	1

Kickoff Returns	No.	Yds	Avg	Lg	TD
Pollard	21	528	25.1	66	0
Stevens	16	433	27.1	51	0
Ziegler	4	82	20.5	27	0
Ferris LG	3	76	25.3	30	0
Parmer	2	33	16.5	17	0
Craft	1	18	18.0	18	0
Sears	1	45	45.0	45	0
Stringer	1	22	22.0	22	0
Van Buren	1	12	12.0	12	0
Eagles	47	1173	25.0	66	0
Opponents	44	1111	25.3	93t	2



SCHEDULE & RESULTS (4-8)					
S-30	W	17-14	at Chicago Cardinals	16,129	
O-06	W	21-14	San Francisco	23,432	
O-14	L	24-37	at Green Bay	18,489	
O-21	L	24-26	at NY Giants	28,656	
O-28	L	23-27	Washington	20,437	
N-04	W	34-13	at Pittsburgh	19,649	
N-11	L	17-20	at Cleveland	36,571	
N-18	L	10-28	Detroit	25,350	
N-25	L	13-17	Pittsburgh	15,537	
D-02	W	35-21	at Washington	23,738	
D-09	L	7-23	New York Giants	19,322	
D-16	L	9-24	Cleveland	16,263	

TEAM STATS	EAGLES	OPP
Total First Downs	200	183
Rushing	111	92
Passing	73	77
Penalty	16	14
3rd Down: Made/Att	na	na
3rd Down Pct.	na	na
4th Down: Made/Att	na	na
4th Down Pct.	na	na
Possession Avg.	na	na
Total Net Yards	3052	3294
Avg. Per Game	254.3	274.5
Total Plays	793	749
Avg. Per Play	3.8	4.4
Net Yards Rushing	1562	1816
Avg. Per Game	130.2	151.3
Total Rushes	509	462
Net Yards Passing	1490	1478
Avg. Per Game	124.2	123.2
Sacked/Yards Lost	223	270
Gross Yards	1713	1748
Att./Completions	284/120	287/119
Completion Pct.	42.3	41.5
Had Intercepted	29	18
Punts/Average	77/39.1	70/44.4
Net Punting Avg.	77/35.5	70/36.1
Penalties/Yards	51/428	53/458
Fumbles/Ball Lost	36/18	28/19
Touchdowns	31	32
Rushing	13	12
Passing	17	17
Returns	1	3

Score By Periods	Q1	Q2	Q3	Q4	OT	Pts
Eagles	44	75	53	62	0	234
Opponents	34	55	91	84	0	264

Passing	Att	Cmp	Yds	Cmp%	Y/A	TD	TD%	Int	Int%	Lg	Sk/Lost	Rat
Burk	218	92	1329	42.2	6.10	14	6.4	23	10.6	53t	na/179	44.5
Rauch LG	94	30	288	31.9	3.06	1	1.1	4	4.3	39t	na/87	27.3
Rauch TM	12	5	51	41.7	4.25	0	0.0	1	8.3	18	na/33	19.8
Mackrides	54	23	333	42.6	6.17	3	5.6	5	9.3	43t	na/11	43.2
Eagles	284	120	1713	42.3	6.03	17	6.0	29	10.2	53t	na/223	42.8
Opponents	287	119	1748	41.5	6.09	17	5.9	18	6.3	53t	na/270	55.6

Scoring	TD	Ru	Pa	Rt	PAT	FG	2Pt	Pts
Walston	8	0	8	0	28/31	6/11	0	94
S. Van Buren	6	6	0	0			0	36
Pihos	5	0	5	0			0	30
Scott	4	1	3	0			0	24
Parmer	2	2	0	0			0	12
Sandifer	2	1	1	0			0	12
Ziegler	2	2	0	0			0	12
Burk	1	1	0	0			0	6
Cowhig	1	0	0	1			0	6
Stickel (s)	0	0	0	0			0	2
Eagles	31	13	17	1	28/31	6/11	0	234
Opponents	32	12	17	3	31/32	13/21	0	264

Rushing	No.	Yds	Avg	Lg	TD
Ziegler	113	418	3.7	34	2
S. Van Buren	112	327	2.9	17	6
Parmer	92	316	3.4	15t	2
Scott	45	161	3.6	40	1
Pollard LG	26	121	4.7	28	0
Pollard TM	24	119	5.0	28	0
Sandifer	35	113	3.2	13	1
E. Van Buren	16	60	3.8	11	0
Rauch LG	7	26	3.7	11	0
Rauch TM	6	21	3.5	11	0
Burk	28	12	0.4	11	1
Mackrides	7	9	1.3	3	0
Pritchard TM	31	6	0.2	9	0
Eagles	509	1562	3.1	40	13
Opponents	462	1816	3.9	80t	12

Receiving	No.	Yds	Avg	Lg	TD
Pihos	35	536	15.3	38t	5
Walston	31	512	16.5	43t	8
Parmer	13	80	6.2	16	0
Scott	10	212	21.2	53t	3
Pritchard TM	8	103	12.9	38	0
Ziegler	8	59	7.4	19	0
S. Van Buren	4	28	7.0	18	0
O'Quinn TM	3	58	19.3	34	0
Armstrong	3	44	14.7	18	0
Pollard LG	3	35	11.7	18	0
Pollard TM	3	17	5.7	9	0
Sandifer	2	36	18.0	30t	1
Lindskog	0	21	---	21	0
Magee	0	7	---	7	0
Eagles	120	1713	14.3	53t	17
Opponents	119	1748	14.7	53t	17

INTs	No.	Yds	Avg	Lg	TD
Reagan	4	60	15.0	44	0
Armstrong	4	18	4.5	18	0
Craft	2	61	30.5	26	0
Pihos	2	30	15.0	30	0
Sutton	2	8	4.0	8	0
Sandifer	1	28	28.0	28	0
E. Van Buren	1	23	23.0	23	0
McHugh	1	19	19.0	19	0
Jarmoluk	1	9	9.0	9	0
Eagles	18	256	14.2	49	0
Opponents	29	475	16.4	88t	2

Punting	No.	Yds	Avg	Net	TB	Lg	B
Burk	67	2646	39.5	36.3	1	60	0
Reagan	10	367	36.7	36.7	0	48	0
Eagles	77	3013	39.1	35.5	1	60	0
Opponents	70	3108	44.4	36.1	10	66	0

Punt Returns	Ret	FC	Yds	Avg	Lg	TD
Pollard LG	18	na	148	8.2	23	0
Pollard TM	15	na	114	7.6	23	0
Sandifer	14	na	137	9.8	26	0
Pritchard TM	7	na	50	7.1	21	0
Scott	4	na	72	18.0	30	0
Craft	2	na	0	0.0	0	0
Grant	1	na	9	9.0	9	0
Eagles	43	na	382	8.9	30	0
Opponents	34	na	261	7.7	71t	1

Kickoff Returns	No.	Yds	Avg	Lg	TD
Pollard LG	19	464	24.4	45	0
Pollard TM	14	326	23.3	36	0
Sandifer	8	147	18.4	40	0
Scott	8	171	21.4	30	0
Pritchard TM	5	81	16.2	20	0
Walston	5	57	11.4	17	0
Pihos	3	40	13.3	20	0
Craft	2	53	26.5	38	0
Barnes	1	15	15.0	15	0
Cowhig	1	12	12.0	12	0
Kilroy	1	18	18.0	18	0
Eagles	48	920	19.2	40	0
Opponents	42	923	22.0	38	0



SCHEDULE & RESULTS (6-6)				
S-16	L	10-35	Cleveland	71,237
S-24	W	45-7	at Chicago Cardinals	24,914
O-07	W	56-20	Los Angeles	24,134
O-15	W	24-14	at Baltimore	14,413
O-22	W	17-10	at Pittsburgh	35,662
O-29	W	35-3	Washington	33,707
N-05	L	7-9	Pittsburgh	24,629
N-12	W	33-0	at Washington	29,407
N-19	L	10-14	Chicago Cardinals	28,368
N-26	L	3-7	at NY Giants	24,093
D-03	L	7-13	at Cleveland	37,490
D-10	L	7-9	New York Giants	26,440

TEAM STATS	EAGLES	OPP
Total First Downs	231	141
Rushing	142	66
Passing	79	65
Penalty	10	10
3rd Down: Made/Att	na	na
3rd Down Pct.	na	na
4th Down: Made/Att	na	na
4th Down Pct.	na	na
Possession Avg.	na	na
Total Net Yards	4014	3049
Avg. Per Game	334.5	254.1
Total Plays	866	668
Avg. Per Play	4.6	4.6
Net Yards Rushing	2328	1603
Avg. Per Game	194.0	133.6
Total Rushes	581	391
Net Yards Passing	1686	1446
Avg. Per Game	140.5	120.5
Sacked/Yards Lost	150	175
Gross Yards	1836	1621
Att./Completions	285/121	277/102
Completion Pct.	42.5	36.8
Had Intercepted	28	31
Punts/Average	56/41.4	77/38.9
Net Punting Avg.	56/33.0	77/33.2
Penalties/Yards	63/612	73/590
Fumbles/Ball Lost	32/15	32/17
Touchdowns	33	17
Rushing	13	5
Passing	15	10
Returns	5	2

Score By Periods	Q1	Q2	Q3	Q4	OT	Pts
Eagles	47	80	48	79	0	254
Opponents	43	20	57	21	0	141

Passing	Att	Cmp	Yds	Cmp%	Y/A	TD	TD%	Int	Int%	Lg	Sk/Lost	Rat
Thompson	239	107	1608	44.8	6.73	11	4.6	22	9.2	75	na/142	44.4
Mackrides	46	14	228	30.4	4.96	4	8.7	6	13.0	59	na/8	37.5
Eagles	285	121	1836	42.5	6.44	15	5.3	28	9.8	75	na/150	42.3
Opponents	277	102	1621	36.8	5.85	10	3.6	31	11.2	69t	na/175	29.6

Scoring	TD	Ru	Pa	Rt	PAT	FG	2Pt	Pts
Patton	0	0	0	0	32/33	8/17	0	56
Parmer	8	7	1	0			0	48
Pihos	6	0	6	0			0	36
Van Buren	4	4	0	0			0	24
Ferrante	3	0	3	0			0	18
Ledbetter	3	1	2	0			0	18
Ziegler	3	1	2	0			0	18
Armstrong	1	0	1	0			0	6
Craft	1	0	0	1			0	6
Green	1	0	0	1			0	6
Muha	1	0	0	1	0/0	0/5	0	6
Reagan	1	0	0	1			0	6
Willey	1	0	0	1			0	6
Eagles	33	13	15	5	32/33	8/22	0	254
Opponents	17	5	10	2	15/16	8/18	0	141

Rushing	No.	Yds	Avg	Lg	TD
Ziegler	172	733	4.3	52	1
Van Buren	188	629	3.3	41	4
Ledbetter	67	320	4.8	23	1
Parmer	60	203	3.4	27	7
Myers	29	159	5.5	42	0
Mackrides	21	82	3.9	18	0
Reagan	3	55	18.3	40	0
Craft	8	52	6.5	19	0
Scott	13	46	3.5	22	0
Thompson	15	34	2.3	7	0
Boedeker LG	8	16	2.0	8	0
McHugh	4	14	3.5	5	0
Sandifer LG	1	3	3.0	3	0
Sutton	1	1	1.0	1	0
Eagles	581	2328	4.0	52	13
Opponents	391	1603	4.1	74	5

Receiving	No.	Yds	Avg	Lg	TD
Pihos	38	447	11.8	43	6
Ferrante	35	588	16.8	75	3
Ziegler	13	216	16.6	48t	2
Myers	12	204	17.0	39	0
Armstrong	8	124	15.5	36	1
Parmer	6	103	17.2	59	1
Ledbetter	4	81	20.3	29	2
Van Buren	2	34	17.0	29	0
Hix	2	25	12.5	20	0
Craft	1	14	14.0	14	0
Boedeker LG	1	10	10.0	10	0
Eagles	121	1836	15.2	75	15
Opponents	102	1621	15.9	69t	10

INTs	No.	Yds	Avg	Lg	TD
Sutton	8	67	8.4	32	0
Craft	7	70	10.0	29	0
Reagan	4	132	33.0	47	1
McHugh	4	34	8.5	27	0
Armstrong	3	4	1.3	4	0
Muha	2	40	20.0	21	1
Sandifer LG	2	27	13.5	27	0
Willey	1	41	41.0	41t	1
Bednarik	1	9	9.0	9	0
Wojciechowicz	1	4	4.0	4	0
Eagles	31	401	12.9	47	3
Opponents	28	289	10.3	36	1

Punting	No.	Yds	Avg	Net	TB	Lg	B
Reagan	54	2270	42.0	34.2	3	68	0
Muha	2	48	24.0	24.0	0	48	1
Eagles	56	2318	41.4	33.0	4	68	1
Opponents	77	2995	38.9	33.2	2	60	1

Punt Returns	Ret	FC	Yds	Avg	Lg	TD
Craft	19	na	113	5.9	13	0
Sandifer LG	15	na	155	10.3	39	0
Sandifer TM	15	na	155	10.3	39	0
Sutton	9	na	75	8.3	14	0
Reagan	6	na	38	6.3	12	0
Boedeker LG	5	na	49	9.8	12	0
Ziegler	3	na	20	6.7	12	0
Eagles	52	na	401	7.7	39	0
Opponents	32	na	392	12.3	82t	1

Kickoff Returns	No.	Yds	Avg	Lg	TD
Craft	10	327	32.7	103t	1
Ziegler	10	204	20.4	28	0
Sandifer LG	5	108	21.6	36	0
Sandifer TM	4	89	22.3	36	0
Van Buren	5	110	22.0	26	0
McHugh	2	45	22.5	28	0
Muha	2	28	14.0	19	0
Myers	2	25	12.5	14	0
Boedeker LG	1	20	20.0	20	0
Green	1	14	14.0	14	0
Maronic	1	4	4.0	4	0
Sutton	1	21	21.0	21	0
Eagles	38	867	22.8	103t	1
Opponents	38	834	21.9	58	0



SCHEDULE & RESULTS (11-1)					
S-22	W	7-0	at NY Bulldogs	4,355	
O-03	W	22-14	at Detroit	20,163	
O-08	W	28-3	Chicago Cardinals	33,716	
O-16	L	21-38	at Chicago Bears	47,248	
O-23	W	49-14	Washington	28,602	
O-30	W	38-7	at Pittsburgh	37,840	
N-06	W	38-14	LA Rams	38,230	
N-13	W	44-21	at Washington	31,170	
N-20	W	42-0	NY Bulldogs	22,165	
N-27	W	34-17	Pittsburgh	22,191	
D-04	W	24-3	at NY Giants	25,446	
D-11	W	17-3	New York Giants	21,022	
NFL CHAMPIONSHIP					
D-18	W	14-0	at LA Rams	22,245	

TEAM STATS	EAGLES	OPP
Total First Downs	243	148
Rushing	143	60
Passing	87	68
Penalty	13	20
3rd Down: Made/Att	na	na
3rd Down Pct.	na	na
4th Down: Made/Att	na	na
4th Down Pct.	na	na
Possession Avg.	na	na
Total Net Yards	4448	2467
Avg. Per Game	370.7	205.6
Total Plays	883	656
Avg. Per Play	5.0	3.8
Net Yards Rushing	2607	1217
Avg. Per Game	217.3	101.4
Total Rushes	632	353
Net Yards Passing	1824	1248
Avg. Per Game	152.0	104.0
Sacked/Yards Lost	85	359
Gross Yards	1909	1607
Att./Completions	251/130	303/121
Completion Pct.	51.8	39.9
Had Intercepted	14	29
Punts/Average	53/40.8	81/38.6
Net Punting Avg.	53/31.3	81/30.5
Penalties/Yards	81/729	62/533
Fumbles/Ball Lost	29/12	30/14
Touchdowns	48	17
Rushing	25	5
Passing	18	11
Returns	5	1

Score By Periods	Q1	Q2	Q3	Q4	OT	Pts
Eagles	72	122	98	72	0	364
Opponents	48	24	31	31	0	134

Passing	Att	Cmp	Yds	Cmp%	Y/A	TD	TD%	Int	Int%	Lg	Sk/Lost	Rat
Thompson	214	116	1727	54.2	8.07	16	7.5	11	5.1	75t	na/73	84.4
Mackrides	36	14	182	38.9	5.06	2	5.6	2	5.6	37	na/12	34.5
Pritchard	1	0	0	0.0	0.00	0	0.0	1	100.0	0	0/0	0.0
Eagles	251	130	1909	51.8	7.61	18	7.2	14	5.6	75t	na/85	77.6
Opponents	303	121	1607	39.9	5.30	11	3.6	29	9.6	63t	na/359	30.0

Scoring	TD	Ru	Pa	Rt	PAT	FG	2Pt	Pts
Van Buren	12	11	1	0			0	72
Patton	0	0	0	0	42/43	9/18	0	69
Armstrong	5	0	5	0			0	30
Ferrante	5	0	5	0			0	30
Parmer	5	5	0	0			0	30
Pritchard	5	3	2	0			0	30
Pihos	4	0	4	0			0	24
Scott	3	1	1	1			0	18
Thompson	2	2	0	0			0	12
Muha	1	0	0	1	5/5	0/1	0	11
Craft	1	0	0	1			0	6
Mackrides	1	1	0	0			0	6
McHugh	1	0	0	1			0	6
Myers	1	1	0	0			0	6
Reagan	1	0	0	1			0	6
Ziegler	1	1	0	0			0	6
Gianelli (s)	0	0	0	0			0	2
Eagles	48	25	18	5	47/48	9/19	0	364
Opponents	17	5	11	1	17/17	5/8	0	134

Rushing	No.	Yds	Avg	Lg	TD
Van Buren	263	1146	4.4	41	11
Pritchard	84	506	6.0	77t	3
Ziegler	84	283	3.4	41	1
Parmer	66	234	3.5	34	5
Scott	40	195	4.9	39	1
Myers	48	182	3.8	12	1
Muha	3	19	6.3	13	0
Mackrides	14	17	1.2	17	1
Thompson	15	17	1.1	5	2
Craft	11	5	0.5	6	0
McHugh	2	5	2.5	5	0
Kish	2	-2	-1.0	0	0
Eagles	632	2607	4.1	77t	25
Opponents	353	1217	3.4	54t	5

Receiving	No.	Yds	Avg	Lg	TD
Ferrante	34	508	14.9	64t	5
Pihos	34	484	14.2	49	4
Armstrong	24	271	11.3	45t	5
Pritchard	8	185	23.1	75t	2
Scott	8	148	18.5	70t	1
Myers	7	98	14.0	26	0
Parmer	5	33	6.6	30	0
Van Buren	4	88	22.0	50t	1
Ziegler	3	33	11.0	24	0
Craft	1	37	37.0	37	0
Humbert	1	14	14.0	14	0
Muha	1	10	10.0	10	0
Eagles	130	1909	14.7	75t	18
Opponents	121	1607	13.3	63t	11

INTs	No.	Yds	Avg	Lg	TD
Reagan	7	146	20.9	52	0
Humbert	7	69	9.9	37	0
McHugh	6	89	14.8	36	1
Muha	2	31	15.5	28t	1
Wojciechowicz	2	26	13.0	16	0
Parmer	2	12	6.0	12	0
Craft	1	17	17.0	17	0
Ziegler	1	16	16.0	16	0
Jarmoluk LG	1	3	3.0	3	0
Jarmoluk TM	1	3	3.0	3	0
Eagles	29	409	14.1	52	2
Opponents	14	241	17.2	54t	1

Punting	No.	Yds	Avg	Net	TB	Lg	B
Muha	45	1800	40.0	31.2	6	59	0
Reagan	8	362	45.3	37.6	0	63	0
Eagles	53	2162	40.8	31.3	6	63	0
Opponents	81	3127	38.6	30.5	4	64	5

Punt Returns	Ret	FC	Yds	Avg	Lg	TD
Reagan	21	na	266	12.7	42	1
Pritchard	13	na	99	7.6	23	0
Scott	5	na	114	22.8	70t	1
Craft	3	na	50	16.7	19	0
McHugh	3	na	26	8.7	20	0
Ziegler	2	na	20	10.0	10	0
Muha	1	na	2	2.0	2	0
Eagles	48	na	577	12.0	70t	2
Opponents	36	na	384	10.7	49	0

Kickoff Returns	No.	Yds	Avg	Lg	TD
Van Buren	12	288	24.0	35	0
Pritchard	5	99	19.8	36	0
Green	2	33	16.5	18	0
Myers	2	27	13.5	21	0
Muha	1	20	20.0	20	0
Pihos	1	0	0.0	0	0
Scott	1	54	54.0	54	0
Ziegler	1	21	21.0	21	0
Eagles	25	542	21.7	54	0
Opponents	53	1087	20.5	40	0



SCHEDULE & RESULTS (9-2-1)					
S-24	L	14-21	at Chicago Cardinals	24,159	
O-03	T	28-28	at LA Rams	24,597	
O-10	W	45-0	New York Giants	22,804	
O-17	W	45-0	at Washington	35,580	
O-24	W	12-7	Chicago Bears	36,227	
O-31	W	34-7	at Pittsburgh	32,859	
N-07	W	35-14	at NY Giants	24,983	
N-14	W	45-0	Boston Yanks	22,958	
N-21	W	42-21	Washington	36,254	
N-28	W	17-0	Pittsburgh	22,001	
D-05	L	14-37	at Boston	9,652	
D-12	W	45-21	Detroit	15,322	
NFL CHAMPIONSHIP					
D-19	W	7-0	Chicago Cardinals	28,864	

TEAM STATS	EAGLES	OPP
Total First Downs	241	158
Rushing	119	62
Passing	99	83
Penalty	23	13
3rd Down: Made/Att	na	na
3rd Down Pct.	na	na
4th Down: Made/Att	na	na
4th Down Pct.	na	na
Possession Avg.	na	na
Total Net Yards	4577	2967
Avg. Per Game	381.4	247.3
Total Plays	829	714
Avg. Per Play	5.5	4.2
Net Yards Rushing	2378	1209
Avg. Per Game	198.2	100.8
Total Rushes	528	376
Net Yards Passing	2167	1749
Avg. Per Game	180.6	145.8
Sacked/Yards Lost	74	202
Gross Yards	2241	1951
Att./Completions	301/159	338/139
Completion Pct.	52.8	41.1
Had Intercepted	16	23
Punts/Average	62/45.9	88/38.8
Net Punting Avg.	62/38.0	88/31.3
Penalties/Yards	86/773	87/860
Fumbles/Ball Lost	35/18	33/16
Touchdowns	50	22
Rushing	21	5
Passing	27	14
Returns	2	3

Score By Periods	Q1	Q2	Q3	Q4	OT	Pts
Eagles	83	121	73	99	0	376
Opponents	17	56	28	55	0	156

Passing	Att	Cmp	Yds	Cmp%	Y/A	TD	TD%	Int	Int%	Lg	Sk/Lost	Rat
Thompson	246	141	1965	57.3	7.99	25	10.2	11	4.5	70t	na/74	98.4
Mackrides	53	18	276	34.0	5.21	2	3.8	4	7.5	28	0/0	25.1
Steele	1	0	0	0.0	0.00	0	0.0	1	100.0	0	0/0	0.0
Van Buren	1	0	0	0.0	0.00	0	0.0	0	0.0	0	0/0	39.6
Eagles	301	159	2241	52.8	7.45	27	9.0	16	5.3	70t	na/74	84.9
Opponents	338	139	1951	41.1	5.77	14	4.1	23	6.8	83	na/202	45.9

Scoring	TD	Ru	Pa	Rt	PAT	FG	2Pt	Pts
Patton	0	0	0	0	50/50	8/12	0	74
Pihos	11	0	11	0			0	66
Van Buren	10	10	0	0			0	60
Pritchard	8	4	2	2			0	48
Ferrante	7	0	7	0			0	42
Armstrong	3	0	3	0			0	18
Parmer	3	3	0	0			0	18
Craft	2	0	2	0			0	12
Steele	2	1	1	0			0	12
Kish	1	1	0	0			0	6
Muha	1	0	1	0	0/0	0/5	0	6
Myers	1	1	0	0			0	6
Thompson	1	1	0	0			0	6
Barnes (s)	0	0	0	0			0	2
Eagles	50	21	27	2	50/50	8/17	0	376
Opponents	22	5	14	3	21/21	1/5	0	156

Rushing	No.	Yds	Avg	Lg	TD
Van Buren	201	945	4.7	29	10
Pritchard	117	517	4.4	65t	4
Doss	62	193	3.1	18	0
Parmer	30	167	5.6	42t	3
Myers	21	118	5.6	29t	1
Kish	10	106	10.6	66t	1
Steele	13	99	7.6	56	1
Muha	25	90	3.6	14	0
Craft	13	67	5.2	23	0
Thompson	12	46	3.8	13	1
Steinke	5	17	3.4	8	0
McHugh	4	12	3.0	5	0
Mackrides	7	4	0.6	9	0
Pihos	8	-3	-4	5	0
Eagles	528	2378	4.5	66t	21
Opponents	376	1209	3.2	40	5

Receiving	No.	Yds	Avg	Lg	TD
Pihos	46	766	16.7	48	11
Ferrante	28	444	15.9	66t	7
Pritchard	27	252	9.3	34t	2
Armstrong	24	325	13.5	33	3
Van Buren	10	96	9.6	34	0
Doss	8	96	12.0	30	0
Myers	7	57	8.1	31	0
Craft	4	138	34.5	70t	2
Steele	2	43	21.5	32t	1
Muha	2	22	11.0	20t	1
Humbert	1	2	2.0	2	0
Eagles	159	2241	14.1	70t	27
Opponents	139	1951	14.0	83	14

INTs	No.	Yds	Avg	Lg	TD
Steele	6	55	9.2	33	0
Humbert	4	35	8.8	20	0
Kish	3	32	10.7	22	0
Van Buren	2	32	16.0	20	0
Armstrong	2	30	15.0	19	0
McHugh	2	27	13.5	15	0
Myers	2	9	4.5	8	0
Parmer	1	6	6.0	6	0
Wojciechowicz	1	2	2.0	2	0
Eagles	23	228	9.9	33	0
Opponents	16	257	16.1	89t	2

Punting	No.	Yds	Avg	Net	TB	Lg	B
Muha	57	2694	47.3	40.2	4	82	0
Palmer	4	148	37.0	37.0	0	47	0
Johnson	1	5	5.0	5.0	0	5	1
Eagles	62	2847	45.9	38.0	4	82	1
Opponents	88	3412	38.8	31.3	5	66	0

Punt Returns	Ret	FC	Yds	Avg	Lg	TD
Pritchard	24	na	282	11.8	55t	1
McHugh	18	na	220	12.2	55	0
Craft	3	na	32	10.7	17	0
Humbert	2	na	7	3.5	7	0
Doss	1	na	0	0.0	0	0
Kish	1	na	0	0.0	0	0
Palmer	1	na	8	8.0	8	0
Steele	1	na	5	5.0	5	0
Eagles	51	na	554	10.9	55t	1
Opponents	38	na	411	10.8	38	0

Kickoff Returns	No.	Yds	Avg	Lg	TD
Van Buren	14	292	20.9	34	0
Pritchard	9	249	27.7	50	0
Green	2	24	12.0	21	0
Steele	2	30	15.0	20	0
Doss	1	26	26.0	26	0
Palmer	1	20	20.0	20	0
Parmer	1	14	14.0	14	0
Pihos	1	9	9.0	9	0
Steinke	1	17	17.0	17	0
Eagles	32	681	21.3	50	0
Opponents	48	990	20.6	48	0



SCHEDULE & RESULTS (8-4)				
S-28	W	45-42	Washington	35,406
O-05	W	23-0	NY Giants	29,823
O-12	L	7-40	at Chicago Bears	34,338
O-19	L	24-35	at Pittsburgh	33,538
O-26	W	14-7	LA Rams	36,364
N-02	W	38-14	at Washington	36,591
N-09	W	41-24	at NY Giants	29,016
N-16	W	32-0	Boston Yanks	26,498
N-23	L	14-21	at Boston Yanks	15,628
N-30	W	21-0	Pittsburgh	37,218
D-07	L	21-45	Chicago Cardinals	32,322
D-14	W	28-14	Green Bay	24,216
NFC DIVISIONAL PLAYOFF				
D-21	W	21-0	at Pittsburgh	35,729
NFL CHAMPIONSHIP				
D-28	L	21-28	at Chicago Cardinals	30,759

TEAM STATS	EAGLES	OPP
Total First Downs	203	188
Rushing	109	75
Passing	68	86
Penalty	26	27
3rd Down: Made/Att	na	na
3rd Down Pct.	na	na
4th Down: Made/Att	na	na
4th Down Pct.	na	na
Possession Avg.	na	na
Total Net Yards	3625	3579
Avg. Per Game	302.1	298.3
Total Plays	697	714
Avg. Per Play	5.2	5.0
Net Yards Rushing	1971	1329
Avg. Per Game	164.3	110.8
Total Rushes	474	380
Net Yards Passing	1626	2220
Avg. Per Game	135.5	185.0
Sacked/Yards Lost	na/135	na/190
Gross Yards	1761	2410
Att./Completions	223/116	334/151
Completion Pct.	52.0	45.2
Had Intercepted	19	23
Punts/Average	63/42.3	70/38.4
Net Punting Avg.	63/36.2	71/27.9
Penalties/Yards	92/848	110/1017
Fumbles/Ball Lost	37/14	28/13
Touchdowns	43	34
Rushing	21	12
Passing	18	19
Returns	4	3

Score By Periods	Q1	Q2	Q3	Q4	OT	Pts
Eagles	88	66	82	72	0	308
Opponents	27	63	47	105	0	242

Passing	Att	Cmp	Yds	Cmp%	Y/A	TD	TD%	Int	Int%	Lg	Sk/Lost	Rat
Thompson	201	106	1680	52.7	8.36	16	8.0	15	7.5	69t	na	76.3
Mackrides	17	8	58	47.1	3.41	2	11.8	3	17.6	15	na	55.1
Sherman	5	2	23	40.0	4.60	0	0.0	1	20.0	13	na	15.0
Eagles	223	116	1761	52.0	7.90	18	8.1	19	8.5	69t	na/135	69.7
Opponents	334	151	2410	45.2	7.22	19	5.7	23	6.9	74t	na/190	60.1

Scoring	TD	Ru	Pa	Rt	PAT	FG	2Pt	Pts
Van Buren	14	13	0	1			0	84
Pihos	8	0	7	1			0	48
Patton	0	0	0	0	36/40	3/14	0	45
Ferrante	4	0	4	0			0	24
Pritchard	4	1	3	0			0	24
Muha	2	1	0	1	0/0	1/5	0	15
Armstrong	2	0	2	0			0	12
McHugh	2	1	0	1			0	12
Thompson	2	2	0	0			0	12
Craft	1	0	1	0			0	6
Mackrides	1	1	0	0			0	6
Sherman	1	1	0	0			0	6
Steele	1	1	0	0			0	6
Steinke	1	0	1	0			0	6
Kekeris	0	0	0	0	2/3	0/1	0	2
Eagles	43	21	18	4	38/43	4/20	0	308
Opponents	34	12	19	3	32/34	2/10	0	242

Rushing	No.	Yds	Avg	Lg	TD
Van Buren	217	1008	4.6	45	13
Pritchard	69	294	4.3	31	1
McHugh	22	171	7.8	41	1
Steele	26	138	5.3	49	1
Muha	27	107	4.0	28t	1
Macioszczyk	30	104	3.5	11	0
Thompson	23	52	2.3	16	2
Steinke	16	50	3.1	15	0
Doss	11	45	4.1	20	0
Sherman	17	17	1.0	16	1
Hinkle	1	2	2.0	2	0
Craft	5	-1	-0.2	4	0
Kish	3	-1	-0.3	1	0
Mackrides	7	-15	-2.1	2t	1
Eagles	474	1971	4.2	49	21
Opponents	380	1329	3.5	47	12

Receiving	No.	Yds	Avg	Lg	TD
Pihos	23	382	16.6	66t	7
Ferrante	18	341	18.9	54t	4
Armstrong	17	197	11.6	46	2
Pritchard	16	315	19.7	69t	3
Humbert	13	139	10.7	19	0
Van Buren	9	79	8.8	35	0
Steinke	4	90	22.5	60t	1
Steele	4	62	15.5	44	0
Macioszczyk	3	20	6.7	8	0
Craft	2	66	33.0	34	1
Doss	2	17	8.5	19	0
McHugh	2	16	8.0	10	0
Prescott	1	15	15.0	15	0
Kish	1	12	12.0	12	0
Muha	1	10	10.0	10	0
Eagles	116	1761	15.2	69t	18
Opponents	151	2410	16.0	74t	19

INTs	No.	Yds	Avg	Lg	TD
Steele	6	103	17.2	42	0
McHugh	3	52	17.3	48	0
Prescott	3	5	1.7	5	0
Doss	2	31	15.5	23	0
Humbert	2	12	6.0	12	0
Kish	1	37	37.0	37	0
Steinke	1	17	17.0	17	0
Lindskog	1	15	15.0	15	0
Pritchard	1	12	12.0	12	0
Wojciechowicz	1	3	3.0	3	0
Craft	1	0	0.0	0	0
Van Buren	1	0	0.0	0	0
Eagles	23	287	12.5	48	0
Opponents	19	236	12.4	59t	2

Punting	No.	Yds	Avg	Net	TB	Lg	B
Muha	53	2303	43.5	38.2	2	75	0
Kish	8	301	37.6	37.6	0	47	0
Pritchard	2	64	32.0	32.0	0	36	0
Eagles	63	2668	42.3	36.2	2	75	0
Opponents	70	2690	38.4	27.9	1	74	1

Punt Returns	Ret	FC	Yds	Avg	Lg	TD
Pritchard	24	na	271	11.3	30	0
Steele	11	na	183	16.6	42	0
McHugh	10	na	156	15.6	69t	1
Steinke	6	na	69	11.5	30	0
Craft	1	na	5	5.0	5	0
Pihos	1	na	26	26.0	26t	1
Sears	1	na	6	6.0	6	0
Eagles	54	na	716	13.3	69t	2
Opponents	32	na	350	10.9	23	0

Kickoff Returns	No.	Yds	Avg	Lg	TD
Van Buren	13	382	29.4	95t	1
Pritchard	8	148	18.5	27	0
Ferrante	7	99	14.1	34	0
Armstrong	3	38	12.7	15	0
McHugh	3	50	16.7	30	0
Muha	3	55	18.3	24	0
Macioszczyk	2	36	18.0	18	0
Steele	2	17	8.5	14	0
Kish	1	10	10.0	10	0
Pihos	1	17	17.0	17	0
Steinke	1	2	2.0	2	0
Eagles	44	854	19.4	95t	1
Opponents	49	989	20.2	94t	1



SCHEDULE & RESULTS (6-5)				
S-29	W	25-14	at LA Rams	30,500
O-06	W	49-25	Boston Yanks	33,986
O-13	L	7-19	Green Bay	36,127
O-20	L	14-21	at Chicago Bears	41,221
O-27	W	28-24	at Washington	33,691
N-03	W	24-14	NY Giants	40,059
N-10	L	17-45	at NY Giants	60,874
N-17	L	7-10	at Pittsburgh	38,882
N-24	L	10-27	Washington	36,633
D-01	W	10-7	Pittsburgh	29,943
D-08	W	40-14	at Boston Yanks	29,555

TEAM STATS	EAGLES	OPP				
Total First Downs	154	145				
Rushing	73	71				
Passing	69	56				
Penalty	12	18				
3rd Down: Made/Att	na	na				
3rd Down Pct.	na	na				
4th Down: Made/Att	na	na				
4th Down Pct.	na	na				
Possession Avg.	na	na				
Total Net Yards	2917	2490				
Avg. Per Game	265.2	226.4				
Total Plays	640	638				
Avg. Per Play	4.6	3.9				
Net Yards Rushing	1263	1123				
Avg. Per Game	114.8	102.1				
Total Rushes	423	418				
Net Yards Passing	1641	1360				
Avg. Per Game	149.2	123.6				
Sacked/Yards Lost	na	na				
Gross Yards	na	na				
Att./Completions	217/116	220/95				
Completion Pct.	53.5	43.2				
Had Intercepted	20	26				
Punts/Average	57/38.2	64/40.3				
Net Punting Avg.	57/32.0	65/31.5				
Penalties/Yards	86/769	91/817				
Fumbles/Ball Lost	54/27	36/18				
Touchdowns	29	30				
Rushing	12	16				
Passing	14	11				
Returns	3	3				
Score By Periods	Q1	Q2	Q3	Q4	OT	Pts
Eagles	54	58	61	58	0	231
Opponents	57	59	48	56	0	220

Passing	Att	Cmp	Yds	Cmp%	Y/A	TD	TD%	Int	Int%	Lg	Sk/Lost	Rat
Thompson	103	57	745	55.3	7.23	6	5.8	9	8.7	45t	na	61.3
Zimmerman	79	41	597	51.9	7.56	4	5.1	8	10.1	59t	na	54.1
Sherman	33	17	264	51.5	8.00	4	12.1	3	9.1	53	na	80.1
Pritchard	1	0	0	0.0	0.00	0	0.0	0	0.0	0	na	39.6
Van Buren	1	1	35	100.0	35.00	0	0.0	0	0.0	35	na	118.8
Eagles	217	116	1641	53.5	7.56	14	6.5	20	9.2	59t	na	61.2
Opponents	220	95	1360	43.2	6.18	11	5.0	26	11.8	62t	na	40.9

Scoring	TD	Ru	Pa	Rt	PAT	FG	2Pt	Pts
Lio	1	0	0	1	27/27	6/11	0	51
Pritchard	6	3	3	0			0	36
Van Buren	6	5	0	1			0	36
Ferrante	4	0	4	0			0	24
Steinke	4	1	2	1			0	24
Humbert	3	0	3	0			0	18
Zimmerman	1	1	0	0	2/2	2/4	0	14
Cabrelli	1	0	1	0			0	6
Castiglia	1	1	0	0			0	6
Kuczynski	1	0	1	0			0	6
Steele	1	1	0	0			0	6
McDowell (s)	0	0	0	0			0	2
Murtha (s)	0	0	0	0			0	2
Eagles	29	12	14	3	29/29	8/15	0	231
Opponents	30	16	11	3	26/28	4/10	0	220

Rushing	No.	Yds	Avg	Lg	TD
Van Buren	116	529	4.6	58	5
Pritchard	42	218	5.2	68t	3
Steinke	38	154	4.1	40	1
Craft	27	108	4.0	24	0
Steele	31	108	3.5	43	1
Castiglia	39	87	2.2	14	1
Zimmerman	23	43	1.9	12	1
Muha	12	41	3.4	16	0
Hinkle	18	33	1.8	8	0
Kmetovic	5	30	6.0	27	0
Kish	6	13	2.2	4	0
Ormsbee	4	12	3.0	11	0
Sherman	21	8	0.4	12	0
Humbert	1	2	2.0	2	0
Bleeker	6	-7	-1.2	6	0
Thompson	34	-116	-3.4	6	0
Eagles	423	1263	3.0	68t	12
Opponents	418	1123	2.7	72	16

Receiving	No.	Yds	Avg	Lg	TD
Ferrante	28	451	16.1	48t	4
Humbert	18	191	10.6	22	3
Pritchard	14	309	22.1	59t	3
Castiglia	11	51	4.6	23	0
Cabrelli	8	98	12.3	38t	1
Van Buren	6	75	12.5	33	0
Steinke	5	107	21.4	32	2
Steele	5	69	13.8	24	0
Kmetovic	4	68	17.0	38	0
Craft	4	48	12.0	35	0
Smeja	3	45	15.0	17	0
Bleeker	3	29	9.7	20	0
Kish	3	16	5.3	7	0
Krieger	2	47	23.5	35	0
McDowell	1	28	28.0	28	0
Kuczynski	1	9	9.0	9t	1
Eagles	116	1641	14.1	59t	14
Opponents	95	1360	14.3	62t	11

INTs	No.	Yds	Avg	Lg	TD
Steinke	6	72	12.0	52t	1
Craft	3	105	35.0	49	0
Steele	3	69	23.0	30	0
Zimmerman	3	58	19.3	31	0
Pritchard	3	7	2.3	4	0
Hinkle	2	37	18.5	34	0
Wistert	1	27	27.0	27	0
Kish	1	13	13.0	13	0
Lindskog	1	10	10.0	10	0
Muha	1	8	8.0	8	0
Maronic	1	7	7.0	7	0
Kilroy	1	0	0.0	0	0
Eagles	26	413	15.9	52t	1
Opponents	20	380	19.0	44	1

Punting	No.	Yds	Avg	Net	TB	Lg	B
Zimmerman	23	890	38.7	38.7	0	52	0
Muha	22	843	38.3	37.8	0	64	0
Pritchard	7	242	34.6	34.6	0	64	0
Kish	4	163	40.8	40.8	0	50	0
Van Buren	1	41	41.0	41.0	0	41	0
Eagles	57	2179	38.2	32.0	0	64	0
Opponents	64	2577	40.3	31.5	3	69	1

Punt Returns	Ret	FC	Yds	Avg	Lg	TD
Pritchard	12	na	166	13.8	42	0
Steele	9	na	82	9.1	18	0
Steinke	8	na	116	14.5	27	0
Van Buren	5	na	89	17.8	50t	1
Craft	4	na	47	11.8	16	0
Hinkle	1	na	4	4.0	4	0
Eagles	39	na	504	12.9	50t	1
Opponents	30	na	356	11.9	38	0

Kickoff Returns	No.	Yds	Avg	Lg	TD
Van Buren	11	319	29.0	63	0
Pritchard	8	164	20.5	42	0
Steele	8	120	15.0	31	0
Craft	4	86	21.5	28	0
Steinke	3	92	30.7	56	0
Castiglia	1	17	17.0	17	0
Gude	1	0	0.0	0	0
Hinkle	1	25	25.0	25	0
Humbert	1	18	18.0	18	0
Muha	1	23	23.0	23	0
Ormsbee	1	5	5.0	5	0
Smeja	1	12	12.0	12	0
Eagles	41	881	21.5	63	0
Opponents	40	822	20.6	50	0



SCHEDULE & RESULTS (7-3)					
O-07	W	21-6	Chicago Cardinals	25,581	
O-14	L	24-28	at Detroit	22,580	
O-21	L	14-24	at Washington	35,550	
O-28	W	28-14	Cleveland Rams	38,149	
N-04	W	45-3	at Pittsburgh	23,018	
N-11	W	38-17	NY Giants	30,047	
N-18	W	30-6	Pittsburgh	23,838	
N-24	W	16-0	Washington	37,306	
D-02	L	21-28	at NY Giants	45,372	
D-09	W	35-7	Boston Yanks	27,905	

TEAM STATS	EAGLES	OPP
Total First Downs	131	104
Rushing	74	52
Passing	47	39
Penalty	10	13
3rd Down: Made/Att	na	na
3rd Down Pct.	na	na
4th Down: Made/Att	na	na
4th Down Pct.	na	na
Possession Avg.	na	na
Total Net Yards	3009	2073
Avg. Per Game	300.9	207.3
Total Plays	579	533
Avg. Per Play	5.2	3.9
Net Yards Rushing	1640	817
Avg. Per Game	164.0	81.7
Total Rushes	392	328
Net Yards Passing	1321	1243
Avg. Per Game	132.1	124.3
Sacked/Yards Lost	na	na
Gross Yards	na	na
Att./Completions	187/98	205/90
Completion Pct.	52.4	43.9
Had Intercepted	14	19
Punts/Average	47/37.8	63/37.5
Net Punting Avg.	48/30.4	67/30.0
Penalties/Yards	61/529	56/422
Fumbles/Ball Lost	26/9	22/7
Touchdowns	38	18
Rushing	25	7
Passing	11	10
Returns	1	1

Score By Periods	Q1	Q2	Q3	Q4	OT	Pts
Eagles	41	75	57	99	0	272
Opponents	22	28	35	48	0	133

Passing	Att	Cmp	Yds	Cmp%	Y/A	TD	TD%	Int	Int%	Lg	Sk/Lost	Rat
Zimmerman	127	67	991	52.8	7.80	9	7.1	8	6.3	74t	na	75.9
Sherman	29	15	172	51.7	5.93	2	6.9	3	10.3	26t	na	53.3
Thompson	28	15	146	53.6	5.21	0	0.0	2	7.1	27	na	38.7
Steele	2	1	12	50.0	6.00	0	0.0	1	50.0	12	na	29.2
Van Buren	1	0	0	0.0	0.00	0	0.0	0	0.0	0	na	39.6
Eagles	187	98	1321	52.4	7.06	11	5.9	14	7.5	74t	na	63.6
Opponents	205	90	1243	43.9	6.06	10	4.9	19	9.3	70	na	41.6

Scoring	TD	Ru	Pa	Rt	PAT	FG	2Pt	Pts
Van Buren	18	15	2	1	2/2	0/0	0	110
Zimmerman	1	1	0	0	29/34	4/8	0	47
Ferrante	7	0	7	0			0	42
Bleeker	2	2	0	0			0	12
Karnofsky	2	2	0	0			0	12
Steele	2	1	0	1			0	12
Banta	1	1	0	0			0	6
Butler	1	1	0	0			0	6
McDonald	1	0	1	0			0	6
Meyer	1	0	1	0			0	6
Sherman	1	1	0	0			0	6
Steinke	1	1	0	0			0	6
Rogalla	0	0	0	0			0	1
Sanders	0	0	0	0	0/1	0/0	0	0
Eagles	38	25	11	2	31/37	4/8	0	272
Opponents	18	7	10	1	16/18	3/5	0	133

Rushing	No.	Yds	Avg	Lg	TD
Van Buren	143	832	5.8	69t	15
Steele	20	212	10.6	46	1
Bleeker	50	167	3.3	20	2
Karnofsky	41	134	3.3	19t	2
Kish	9	82	9.1	22	0
Butler	21	61	2.9	18	1
Banta	15	49	3.3	22t	1
Steinke	7	46	6.6	18	1
Hinkle	11	40	3.6	14	0
Castiglia	13	29	2.2	6	0
Erdlitz	6	24	4.0	16	0
Rogalla	2	2	1.0	6	0
Sherman	16	-7	-0.4	8	1
Warren	1	-7	-7.0	-7	0
Zimmerman	29	-11	-0.4	9	1
Thompson	8	-13	-1.6	7	0
Eagles	392	1640	4.2	69t	25
Opponents	328	817	2.5	49	7

Receiving	No.	Yds	Avg	Lg	TD
Ferrante	21	464	22.1	74t	7
Cabrelli	15	140	9.3	19	0
Meyer	11	135	12.3	27	1
Van Buren	10	123	12.3	44t	2
Kish	8	78	9.8	18	0
McDonald	8	75	9.4	21t	1
Humbert	6	53	8.8	12	0
Karnofsky	5	113	22.6	38	0
Steele	3	42	14.0	31	0
Bleeker	3	32	10.7	15	0
Rogalla	2	22	11.0	17	0
Butler	2	14	7.0	9	0
Steinke	2	12	6.0	9	0
Banta	1	10	10.0	10	0
Hinkle	1	8	8.0	8	0
Eagles	98	1321	13.5	74t	11
Opponents	90	1243	13.8	70	10

INTs	No.	Yds	Avg	Lg	TD
Zimmerman	7	90	12.9	23	0
Thompson	2	33	16.5	25	0
Butler	1	32	32.0	32	0
Karnofsky	1	27	27.0	27	0
Lindskog	1	22	22.0	22	0
Hinkle	1	17	17.0	17	0
Ferrante	1	15	15.0	15	0
Steele	1	15	15.0	15	0
Erdlitz	1	3	3.0	3	0
Van Buren	1	2	2.0	2	0
Cabrelli	1	1	1.0	1	0
Kish	1	0	0.0	0	0
Eagles	19	257	13.5	32	0
Opponents	14	127	9.1	31	0

Punting	No.	Yds	Avg	Net	TB	Lg	B
Zimmerman	47	1778	37.8	30.4	3	64	1
Eagles	47	1778	37.8	30.4	3	64	1
Opponents	63	2360	37.5	30.0	1	68	4

Punt Returns	Ret	FC	Yds	Avg	Lg	TD
Van Buren	14	na	154	11.0	24	0
Karnofsky	7	na	103	14.7	32	0
Banta	4	na	74	18.5	20	0
Bleeker	4	na	37	9.3	18	0
Hinkle	3	na	28	9.3	14	0
Steele	2	na	22	11.0	12	0
Steinke	2	na	27	13.5	15	0
Zimmerman	1	na	7	7.0	7	0
Eagles	37	na	452	12.2	32	0
Opponents	28	na	290	10.4	27	1

Kickoff Returns	No.	Yds	Avg	Lg	TD
Van Buren	13	373	28.7	98t	1
Karnofsky	6	164	27.3	57	0
Steele	3	72	24.0	27	0
Banta	2	37	18.5	19	0
Cabrelli	2	25	12.5	17	0
Butler	1	21	21.0	21	0
Hinkle	1	17	17.0	17	0
Kilroy	1	7	7.0	7	0
Steinke	1	18	18.0	18	0
Eagles	30	734	24.5	98t	1
Opponents	39	823	21.1	47	0



SCHEDULE & RESULTS (7-1-2)				
S-26	W	28-7	at Boston Yanks	25,061
O-08	T	31-31	Washington	32,549
O-22	W	38-0	Boston Yanks	24,638
O-29	W	24-17	at NY Giants	42,639
N-05	W	21-7	at Brooklyn Dodgers	15,289
N-12	T	21-21	NY Giants	33,248
N-19	W	37-7	at Washington	35,540
N-26	L	7-28	Chicago Bears	34,035
D-03	W	34-0	Brooklyn Tigers	13,467
D-10	W	26-13	Cleveland Rams	24,123

TEAM STATS	EAGLES	OPP				
Total First Downs	110	86				
Rushing	73	43				
Passing	27	35				
Penalty	10	8				
3rd Down: Made/Att	na	na				
3rd Down Pct.	na	na				
4th Down: Made/Att	na	na				
4th Down Pct.	na	na				
Possession Avg.	na	na				
Total Net Yards	2621	1943				
Avg. Per Game	262.1	194.3				
Total Plays	560	552				
Avg. Per Play	4.7	3.5				
Net Yards Rushing	1661	558				
Avg. Per Game	166.1	55.8				
Total Rushes	424	321				
Net Yards Passing	941	1379				
Avg. Per Game	94.1	137.9				
Sacked/Yards Lost	na	na				
Gross Yards	na	na				
Att./Completions	136/55	231/105				
Completion Pct.	40.4	45.5				
Had Intercepted	12	33				
Punts/Average	55/39.8	71/39.8				
Net Punting Avg.	56/33.6	73/30.7				
Penalties/Yards	66/523	79/570				
Fumbles/Ball Lost	36/20	29/4				
Touchdowns	37	19				
Rushing	21	6				
Passing	9	12				
Returns	6	1				
Score By Periods	Q1	Q2	Q3	Q4	OT	Pts
Eagles	69	88	48	62	0	267
Opponents	41	29	19	42	0	131

Passing	Att	Cmp	Yds	Cmp%	Y/A	TD	TD%	Int	Int%	Lg	Sk/Lost	Rat
Zimmerman	105	39	785	37.1	7.48	8	7.6	10	9.5	75t	na	50.0
Sherman	31	16	156	51.6	5.03	1	3.2	2	6.5	23t	na	49.9
Eagles	136	55	941	40.4	6.92	9	6.6	12	8.8	75t	na	49.9
Opponents	231	105	1379	45.5	5.97	12	5.2	33	14.3	70t	na	42.6

Scoring	TD	Ru	Pa	Rt	PAT	FG	2Pt	Pts
Zimmerman	3	2	0	1	32/34	4/8	0	62
Bleeker	8	4	4	0			0	48
Van Buren	7	5	0	2			0	42
Steele	5	5	0	0			0	30
Banta	3	2	0	1			0	18
Hinkle	3	2	0	1			0	18
Kish	1	0	1	0	1/1	0/0	0	7
Cabrelli	1	0	1	0			0	6
Durko	1	0	1	0			0	6
Ferrante	1	0	1	0			0	6
Lindskog	1	0	0	1			0	6
McDonald	1	0	1	0			0	6
Miller	1	0	0	1			0	6
Sherman	1	1	0	0			0	6
Eagles	37	21	9	7	33/35	4/8	0	267
Opponents	19	6	12	1	14/18	1/5	0	131

Rushing	No.	Yds	Avg	Lg	TD
Van Buren	80	444	5.6	70t	5
Hinkle	92	421	4.6	26	2
Bleeker	60	315	5.3	37	4
Steele	59	247	4.2	56t	5
Banta	38	198	5.2	60t	2
Kish	22	96	4.4	20	0
Macioszczyk	16	55	3.4	12	0
Jarvi	5	16	3.2	4	0
Laux	2	-1	-0.5	0	0
Cabrelli	1	-2	-2.0	-2	0
Miller	1	-2	-2.0	-2	0
Sherman	22	-42	-1.9	9	1
Zimmerman	26	-84	-3.2	5	2
Eagles	424	1661	3.9	70t	21
Opponents	321	558	1.7	68t	6

Receiving	No.	Yds	Avg	Lg	TD
Cabrelli	14	169	12.1	30t	1
Bleeker	8	299	37.4	75t	4
Miller	8	135	16.9	49	0
Kish	5	73	14.6	45t	1
McDonald	4	26	6.5	9	1
Ferrante	3	66	22.0	45t	1
Macioszczyk	3	28	9.3	21	0
Gauer	2	35	17.5	18	0
Hinkle	2	34	17.0	22	0
Durko	2	31	15.5	23t	1
Steele	1	22	22.0	22	0
Jarvi	1	9	9.0	9	0
Banta	1	8	8.0	8	0
Laux	1	6	6.0	6	0
Eagles	55	941	17.1	75t	9
Opponents	105	1379	13.1	70t	12

INTs	No.	Yds	Avg	Lg	TD
Steele	6	113	18.8	62	0
Van Buren	5	47	9.4	13	0
Kish	4	52	13.0	15	0
Zimmerman	4	36	9.0	14	0
Hinkle	2	62	31.0	50t	1
Sherman	2	34	17.0	29	0
Lindskog	1	65	65.0	65t	1
Miller	1	35	35.0	35t	1
Banta	1	34	34.0	34	0
Maronic	1	32	32.0	32	0
Manzini	1	16	16.0	16	0
McDonald	1	14	14.0	14	0
Friedman	1	2	2.0	2	0
Gauer	1	2	2.0	2	0
Bleeker	1	0	0.0	0	0
Jarvi	1	0	0.0	0	0
Eagles	33	544	16.5	65t	3
Opponents	12	160	13.3	34	0

Punting	No.	Yds	Avg	Net	TB	Lg	B
Zimmerman	39	1531	39.3	37.6	1	61	1
Banta	9	398	44.2	44.2	0	56	0
Kish	4	182	45.5	45.5	0	65	0
Laux	1	18	18.0	18.0	0	18	0
Sherman	1	27	27.0	27.0	0	27	0
Van Buren	1	35	35.0	35.0	0	35	0
Eagles	55	2191	39.8	33.6	4	65	1
Opponents	71	2826	39.8	30.7	4	76	2

Punt Returns	Ret	FC	Yds	Avg	Lg	TD
Van Buren	15	na	230	15.3	55t	1
Steele	11	na	181	16.5	25	0
Banta	7	na	81	11.6	19	0
Hinkle	4	na	32	8.0	14	0
Jarvi	2	na	22	11.0	15	0
Bleeker	1	na	3	3.0	3	0
Macioszczyk	1	na	14	14.0	14	0
Eagles	41	na	563	13.7	55t	1
Opponents	26	na	264	10.2	27	0

Kickoff Returns	No.	Yds	Avg	Lg	TD
Van Buren	8	266	33.3	97t	1
Hinkle	6	134	22.3	30	0
Steele	5	128	25.6	51	0
Banta	3	54	18.0	25	0
Kish	2	36	18.0	27	0
Macioszczyk	1	4	4.0	4	0
Miller	1	8	8.0	8	0
Eagles	26	630	24.2	97t	1
Opponents	46	828	18.0	41	0



SCHEDULE & RESULTS (5-4-1)					
O-02	W	17-0	Brooklyn Dodgers	11,131	
O-09	W	28-14	NY Giants	15,340	
O-17	L	21-48	at Chicago Bears	21,744	
O-24	L	14-42	at NY Giants	42,681	
O-31	W	34-13	Chi. Cardinals (Pitt.)	16,351	
N-07	T	14-14	Washington	28,893	
N-14	L	7-13	at Brooklyn Dodgers	7,614	
N-21	W	35-34	Detroit (Pitt.)	23,338	
N-28	W	27-14	at Washington	35,826	
D-05	L	28-38	Green Bay	34,294	

Note: With the shortage of manpower due to World War II, the Eagles and Stealers merged for the 1943 football season to become the Steagles. The Steagles, who finished their only season 5-4-1, split their home games between Philadelphia's Shibe Park and Pittsburgh's Forbes Field.

TEAM STATS	STEAGLES	OPP				
Total First Downs	138	96				
Rushing	96	42				
Passing	32	41				
Penalty	10	13				
3rd Down: Made/Att	na	na				
3rd Down Pct.	na	na				
4th Down: Made/Att	na	na				
4th Down Pct.	na	na				
Possession Avg.	na	na				
Total Net Yards	2878	2301				
Avg. Per Game	287.8	230.1				
Total Plays	634	533				
Avg. Per Play	4.5	4.3				
Net Yards Rushing	1730	793				
Avg. Per Game	173.0	79.3				
Total Rushes	459	312				
Net Yards Passing	1138	1393				
Avg. Per Game	113.8	139.3				
Sacked/Yards Lost	na	na				
Gross Yards	na	na				
Att./Completions	175/65	221/102				
Completion Pct.	37.1	46.2				
Had Intercepted	20	22				
Punts/Average	62/34.4	60/40.0				
Net Punting Avg.	65/28.8	62/34.4				
Penalties/Yards	54/484	59/466				
Fumbles/Ball Lost	37/15	20/8				
Touchdowns	32	33				
Rushing	17	10				
Passing	11	15				
Returns	4	7				
Score By Periods	Q1	Q2	Q3	Q4	OT	Pts
Steagles	73	28	14	110	0	225
Opponents	49	85	48	48	0	230

Passing	Att	Cmp	Yds	Cmp%	Y/A	TD	TD%	Int	Int%	Lg	Sk/Lost	Rat
Zimmerman	124	43	846	34.7	6.82	9	7.3	17	13.7	60t	0/0	44.0
Sherman	37	16	208	43.2	5.62	2	5.4	1	2.7	49	0/0	68.3
Butler	13	6	84	46.2	6.46	0	0.0	1	7.7	26	0/0	35.4
Steele	1	0	0	0.0	0.00	0	0.0	1	100.0	0	0/0	0.0
Steagles	175	65	1138	37.1	6.50	11	6.3	20	11.4	60t	0/0	41.5
Opponents	221	102	1393	46.2	6.30	15	6.8	22	10.0	72t	0/0	49.8
Scoring	TD	Ru	Pa	Rt	PAT	FG	2Pt	Pts				
Steele	6	4	2	0			0	36				
Thurbon	6	5	1	0			0	36				
Zimmerman	1	1	0	0	26/28	1/7	0	35				
Bova	5	0	5	0			0	30				
Hinkle	4	3	0	1			0	24				
Butler	3	3	0	0			0	18				
Cabrelli	2	0	1	1			0	12				
Kish	2	0	1	1			0	12				
Miller	1	0	1	0			0	6				
Sherman	1	1	0	0			0	6				
Wukits	1	0	0	1			0	6				
Laux	0	0	0	0	2/2	0/0	0	2				
Paschka	0	0	0	0	2/2	0/0	0	2				
Steagles	32	17	11	4	30/32	1/7	0	225				
Opponents	33	10	15	8	29/33	1/11	0	230				
Rushing	No.	Yds	Avg	Lg	TD							
Hinkle	116	571	4.9	56	3							
Steele	85	409	4.8	47t	4							
Butler	87	362	4.2	69	3							
Thurbon	71	291	4.1	25	5							
Gauer	12	69	5.8	25	0							
Kish	22	50	2.3	11	0							
Laux	9	23	2.6	12	0							
Bova	1	11	11.0	11	0							
Masters	2	6	3.0	7	0							
Sader	3	5	1.7	16	0							
Steward	1	-6	-6.0	-6	0							
Sherman	17	-20	-1.2	5	1							
Zimmerman	33	-41	-1.2	12	1							
Steagles	459	1730	3.8	69	17							
Opponents	312	793	2.5	59	10							
Receiving	No.	Yds	Avg	Lg	TD							
Bova	17	419	24.6	51t	5							
Cabrelli	12	199	16.6	49	1							
Steele	9	168	18.7	60t	2							
Kish	8	67	8.4	17	1							
Thurbon	6	100	16.7	43	1							
Butler	3	63	21.0	37	0							
Miller	3	60	20.0	32	1							
Hewitt	2	22	11.0	11	0							
Laux	2	19	9.5	15	0							
Gauer	2	18	9.0	14	0							
Hinkle	1	3	3.0	3	0							
Steagles	65	1138	17.5	60t	11							
Opponents	102	1393	13.7	72t	15							
INTs	No.	Yds	Avg	Lg	TD							
Kish	5	114	22.8	86t	1							
Zimmerman	5	19	3.8	10	0							
Hinkle	4	98	24.5	91	0							
Cabrelli	1	24	24.0	24t	1							
Laux	1	24	24.0	24	0							
Graves	1	15	15.0	15	0							
Wukits	1	7	7.0	7	0							
Thurbon	1	3	3.0	3	0							
Conti	1	0	0.0	0	0							
Gauer	1	0	0.0	0	0							
Miller	1	0	0.0	0	0							
Steagles	22	304	13.8	91	2							
Opponents	20	268	13.4	45	1							
Punting	No.	Yds	Avg	Net	TB	Lg	B					
Zimmerman	44	1521	34.6	31.7	0	53	2					
Butler	11	407	37.0	37.0	0	45	0					
Hinkle	4	78	19.5	19.5	0	45	1					
Steward	2	84	42.0	42.0	0	47	0					
Kish	1	42	42.0	42.0	0	42	0					
Steagles	62	2132	34.4	28.8	0	53	3					
Opponents	60	2398	40.0	34.4	0	74	2					
Punt Returns	Ret	FC	Yds	Avg	Lg	TD						
Butler	13	na	108	8.3	15	0						
Steele	12	na	152	12.7	30	0						
Hinkle	4	na	45	11.3	14	0						
Thurbon	2	na	19	9.5	14	0						
Laux	1	na	11	11.0	11	0						
Steagles	32	na	335	10.5	30	0						
Opponents	28	na	347	12.4	34	0						
Kickoff Returns	No.	Yds	Avg	Lg	TD							
Hinkle	11	217	19.7	30	0							
Steele	11	236	21.5	28	0							
Butler	6	92	15.3	22	0							
Thurbon	6	150	25.0	35	0							
Zimmerman	3	55	18.3	20	0							
Masters	2	37	18.5	19	0							
Sears	1	15	15.0	15	0							
Steagles	40	802	20.1	35	0							
Opponents	34	828	24.4	98t	2							



SCHEDULE & RESULTS (2-9)					
S-13	W	24-14	at Pittsburgh	13,349	
S-20	L	14-24	at Cleveland Rams (Akron, OH)	6,434	
S-27	L	14-35	Brooklyn Dodgers (Buffalo, NY)	5,286	
O-04	L	10-14	Washington	15,500	
O-11	L	17-35	at NY Giants	28,264	
O-18	L	0-14	Pittsburgh	12,500	
O-25	L	14-45	at Chicago Bears	15,372	
N-01	L	27-30	at Washington	32,658	
N-08	L	0-14	NY Giants	13,600	
N-15	W	14-7	at Brooklyn Dodgers	3,858	
N-29	L	0-7	Green Bay	13,700	

TEAM STATS	EAGLES	OPP
Total First Downs	124	131
Rushing	66	78
Passing	50	40
Penalty	8	13
3rd Down: Made/Att	na	na
3rd Down Pct.	na	na
4th Down: Made/Att	na	na
4th Down Pct.	na	na
Possession Avg.	na	na
Total Net Yards	2535	3010
Avg. Per Game	230.5	273.6
Total Plays	619	642
Avg. Per Play	4.1	4.7
Net Yards Rushing	1089	1717
Avg. Per Game	99.0	156.1
Total Rushes	406	464
Net Yards Passing	1416	1241
Avg. Per Game	128.7	112.8
Sacked/Yards Lost	na	na
Gross Yards	na	na
Att./Completions	213/96	178/79
Completion Pct.	45.1	44.4
Had Intercepted	17	18
Punts/Average	71/40.1	65/40.4
Net Punting Avg.	73/33.8	65/31.2
Penalties/Yards	47/392	51/452
Fumbles/Ball Lost	26/11	20/10
Touchdowns	18	33
Rushing	6	15
Passing	8	12
Returns	3	5

Score By Periods	Q1	Q2	Q3	Q4	OT	Pts
Eagles	20	41	24	49	0	134
Opponents	73	38	76	52	0	239

Passing	Att	Cmp	Yds	Cmp%	Y/A	TD	TD%	Int	Int%	Lg	Sk/Lost	Rat
Thompson	203	95	1410	46.8	6.95	8	3.9	16	7.9	65t	na	50.3
Barnum	9	1	6	11.1	0.67	0	0.0	1	11.1	6	na	0.0
Jefferson	1	0	0	0.0	0.00	0	0.0	0	0.0	0	na	39.6
Eagles	213	96	1416	45.1	6.65	8	3.8	17	8.0	65t	na	46.6
Opponents	178	79	1241	44.4	6.97	12	6.7	18	10.1	53t	na	51.0

Scoring	TD	Ru	Pa	Rt	PAT	FG	2Pt	Pts
Davis	3	2	1	0			0	18
Barnum	0	0	0	0	7/8	3/7	0	16
Erdlitz	1	1	0	0	8/8	0/0	0	14
Steele	2	0	1	1	1/1	0/0	0	13
Johnson	2	0	2	0			0	12
Ted Williams	2	2	0	0			0	12
Cabrelli	1	0	1	0			0	6
Combs	1	0	1	0			0	6
Meyer	1	0	1	0			0	6
Pate	1	0	0	1			0	6
Pritchard	1	0	0	1			0	6
Sears	1	0	0	1			0	6
Supulski	1	0	1	0			0	6
Thompson	1	1	0	0			0	6
Graves	0	0	0	0	1/1	0/0	0	1
Kasky	0	0	0	0	0/0	0/1	0	0
Eagles	18	6	8	4	17/18	3/8	0	134
Opponents	33	15	12	6	32/33	3/14	0	239

Rushing	No.	Yds	Avg	Lg	TD
Davis	43	207	4.8	44	2
Pritchard	35	193	5.5	36	0
Ted Williams	50	183	3.7	33t	2
Steele	24	124	5.2	55	0
Tomasetti	45	102	2.3	14	0
Erdlitz	21	69	3.3	17	1
Barnum	30	64	2.1	7	0
Jefferson	11	57	5.2	13	0
Johnson	27	54	2.0	13	0
Stackpool	15	47	3.1	9	0
Hall	8	14	1.8	11	0
Meyer	2	13	6.5	10	0
Masters	1	3	3.0	3	0
Supulski	1	1	1.0	1	0
Binotto	1	-10	-10.0	-10	0
Thompson	92	-32	-0.3	22	1
Eagles	406	1089	2.7	55	6
Opponents	464	1717	3.7	63	15

Receiving	No.	Yds	Avg	Lg	TD
Meyer	16	324	20.3	60	1
Cabrelli	15	229	15.3	29	1
Johnson	9	123	13.7	65t	2
Ted Williams	9	58	6.4	15	0
Supulski	8	149	18.6	41t	1
Steele	7	114	16.3	36	1
Davis	6	93	15.5	48	1
Erdlitz	5	78	15.6	42	0
Priestley	4	47	11.8	15	0
Combs	4	44	11.0	19t	1
Tomasetti	4	22	5.5	8	0
Barnum	3	54	18.0	32	0
Stackpool	2	59	29.5	39	0
Hall	2	18	9.0	14	0
Pritchard	2	4	2.0	4	0
Eagles	96	1416	14.8	65t	8
Opponents	79	1241	15.7	53t	12

INTs	No.	Yds	Avg	Lg	TD
Thompson	4	28	7.0	22	0
Pritchard	3	23	7.7	10	0
Steele	2	49	24.5	29	0
Davis	2	35	17.5	35	0
Tomasetti	1	23	23.0	23	0
Barnum	1	11	11.0	11	0
Hayden	1	5	5.0	5	0
Supulski	1	5	5.0	5	0
Erdlitz	1	0	0.0	0	0
Gerber	1	0	0.0	0	0
Graves	1	0	0.0	0	0
Eagles	18	179	9.9	35	0
Opponents	17	224	13.2	34	0

Punting	No.	Yds	Avg	Net	TB	Lg	B
Barnum	50	2106	42.1	37.5	0	65	1
Pritchard	17	595	35.0	35.0	0	45	0
Steele	2	61	30.5	30.5	0	51	1
Hall	1	36	36.0	36.0	0	36	0
Jefferson	1	50	50.0	50.0	0	50	0
Eagles	71	2848	40.1	33.8	0	65	2
Opponents	65	2627	40.4	31.2	0	63	0

Punt Returns	Ret	FC	Yds	Avg	Lg	TD
Pritchard	11	na	107	9.7	19	0
Davis	10	na	84	8.4	16	0
Steele	9	na	264	20.4	80t	1
Thompson	8	na	60	7.5	12	0
Tomasetti	3	na	37	12.3	20	0
Barnum	1	na	44	44.0	44	0
Eagles	42	na	596	14.2	80t	1
Opponents	31	na	445	14.4	51	0

Kickoff Returns	No.	Yds	Avg	Lg	TD
Davis	9	140	15.6	28	0
Steele	6	140	23.3	36	0
Thompson	5	76	15.2	22	0
Pritchard	3	134	44.7	97t	1
Tomasetti	4	90	22.5	31	0
Jefferson	3	74	24.7	22	0
Ted Williams	3	58	19.3	22	0
Johnson	2	40	20.0	20	0
Barnum	1	16	16.0	16	0
Erdlitz	1	25	25.0	25	0
Hall	1	22	22.0	22	0
Hrabetin	1	7	7.0	7	0
Meyer	1	14	14.0	14	0
Smith	1	13	13.0	13	0
Stackpool	1	13	13.0	13	0
Eagles	42	900	21.4	97t	1
Opponents	26	632	24.3	95t	1



SCHEDULE & RESULTS (2-8-1)					
S-13	L	0-24	NY Giants	25,478	
S-21	W	10-7	at Pittsburgh	12,893	
S-27	L	13-24	Brooklyn Dodgers	16,341	
O-12	L	0-16	at NY Giants	30,842	
O-19	L	17-21	Washington	19,071	
O-26	W	21-14	Chicago Cardinals	12,683	
N-02	L	6-15	at Brooklyn Dodgers	15,899	
N-09	T	7-7	Pittsburgh	15,601	
N-16	L	17-21	at Detroit	16,306	
N-30	L	14-49	Chicago Bears	32,608	
D-07	L	14-20	at Washington	27,102	

TEAM STATS	EAGLES	OPP				
Total First Downs	128	126				
Rushing	60	72				
Passing	59	47				
Penalty	9	7				
3rd Down: Made/Att	na	na				
3rd Down Pct.	na	na				
4th Down: Made/Att	na	na				
4th Down Pct.	na	na				
Possession Avg.	na	na				
Total Net Yards	2313	2887				
Avg. Per Game	210.3	262.5				
Total Plays	609	673				
Avg. Per Play	3.8	4.3				
Net Yards Rushing	849	1485				
Avg. Per Game	77.2	135.0				
Total Rushes	360	435				
Net Yards Passing	1363	1369				
Avg. Per Game	123.9	124.5				
Sacked/Yards Lost	na	na				
Gross Yards	na	na				
Att./Completions	249/115	238/100				
Completion Pct.	46.2	42.0				
Had Intercepted	27	21				
Punts/Average	69/41.0	66/37.0				
Net Punting Avg.	69/33.1	68/33.6				
Penalties/Yards	54/407	52/495				
Fumbles/Ball Lost	24/15	21/10				
Touchdowns	16	29				
Rushing	6	12				
Passing	10	14				
Returns	0	3				
Score By Periods	Q1	Q2	Q3	Q4	OT	Pts
Eagles	35	40	31	13	0	119
Opponents	29	48	42	99	0	218

Passing	Att	Cmp	Yds	Cmp%	Y/A	TD	TD%	Int	Int%	Lg	Sk/Lost	Rat
Thompson	162	86	959	53.1	5.92	8	4.9	14	8.6	50	na	51.4
Barnum	55	19	260	34.5	4.73	0	0.0	10	18.2	33	na	11.0
DeSantis	7	3	78	42.9	11.14	1	14.3	1	14.3	40t	na	84.2
Watkins	10	6	62	60.0	6.20	1	10.0	0	0.0	15	na	111.3
McAfee	4	1	4	25.0	1.00	0	0.0	0	0.0	4	na	39.6
Castiglia	7	0	0	0.0	0.00	0	0.0	1	14.3	0	na	0.0
Basca	4	0	0	0.0	0.00	0	0.0	1	25.0	--	na	0.0
Eagles	249	115	1363	46.2	5.47	10	4.0	27	10.8	50	na	37.2
Opponents	238	100	1369	42.0	5.75	14	5.9	21	8.8	71t	na	43.9

Scoring	TD	Ru	Pa	Rt	PAT	FG	2Pt	Pts
Castiglia	4	4	0	0			0	24
Basca	1	1	0	0	9/9	1/2	0	18
Humbert	3	0	3	0			0	18
Krieger	2	0	2	0			0	12
Barnum	0	0	0	0	2/2	2/6	0	8
McAfee	1	0	1	0	2/2	0/0	0	8
Banta	1	1	0	0			0	6
Cabrelli	1	0	1	0			0	6
Piro	1	0	1	0			0	6
Thompson	1	0	1	0			0	6
Tomasetti	1	0	1	0			0	6
DeSantis	0	0	0	0	1/1	0/0	0	1
Eagles	16	6	10	0	14/14	3/8	0	119
Opponents	29	12	14	3	27/29	5/13	0	218

Rushing	No.	Yds	Avg	Lg	TD
Castiglia	60	183	3.1	47t	4
DeSantis	45	125	2.8	26	0
Fox	21	97	4.6	13	0
Banta	27	92	3.4	31	1
Bartholomew	21	69	3.3	10	0
Landsberg	23	69	3.0	33	0
Barnum	35	64	1.8	20	0
Gloden	22	55	2.5	10	0
Basca	15	44	2.9	18	1
Tomasetti	10	37	3.7	11	0
Watkins	15	11	0.7	8	0
McAfee	9	6	0.7	3	0
Ghecas	2	0	0.0	3	0
Conti	1	-1	-1.0	-1	0
Thompson	54	-2	-0.0	14	0
Eagles	360	849	2.4	47t	6
Opponents	435	1485	3.4	46	12

Receiving	No.	Yds	Avg	Lg	TD
Humbert	29	332	11.4	33	3
Krieger	19	240	12.6	33	2
Piro	10	141	14.1	26	1
Fox	6	71	11.8	21	0
Tomasetti	5	54	10.8	40t	1
Shonk	5	52	10.4	14	0
Landsberg	5	51	10.2	19	0
Cabrelli	4	90	22.5	50	1
DeSantis	4	53	13.3	19	0
Watkins	4	36	9.0	16	0
Thompson	4	30	7.5	13	1
Castiglia	4	24	6.0	11	0
McAfee	3	30	10.0	13	1
Bartholomew	3	15	5.0	7	0
Basca	2	45	22.5	25	0
Banta	2	42	21.0	37	0
Ferrante	2	22	11.0	12	0
Gloden	2	13	6.5	11	0
Barnum	1	11	11.0	11	0
Hershey	1	11	11.0	11	0
Eagles	115	1363	11.9	50	10
Opponents	100	1369	13.7	71t	14

INTs	No.	Yds	Avg	Lg	TD
Basca	3	27	9.0	na	0
Thompson	3	24	8.0	na	0
Landsberg	2	45	22.5	na	0
Graham	2	39	19.5	na	0
DeSantis	2	37	18.5	na	0
Barnum	2	20	10.0	na	0
Feibish	1	9	9.0	9	0
Cemore	1	6	6.0	6	0
Bartholomew	1	5	5.0	5	0
Shonk	1	1	1.0	1	0
Castiglia	1	0	0.0	0	0
Humbert	1	0	0.0	0	0
Piro	1	0	0.0	0	0
Eagles	21	213	10.1	na	0
Opponents	27	522	19.3	na	2

Punting	No.	Yds	Avg	Net	TB	Lg	B
Barnum	41	1788	43.6	42.6	2	68	0
Basca	10	348	34.8	29.6	0	45	0
Banta	9	412	45.8	45.8	0	67	0
DeSantis	7	206	29.4	29.4	0	45	0
McAfee	1	32	32.0	32.0	0	32	0
Thompson	1	43	43.0	43.0	0	43	0
Eagles	69	2829	41.0	33.1	2	68	0
Opponents	66	2445	37.0	33.6	1	70	2

Punt Returns	Ret	FC	Yds	Avg	Lg	TD
DeSantis	9	0	80	8.9	18	0
Thompson	5	0	27	5.4	15	0
McAfee	3	0	21	7.0	13	0
Watkins	3	0	17	5.7	8	0
Landsberg	2	0	15	7.5	9	0
Tomasetti	2	0	30	15.0	15	0
Ghecas	1	0	11	11.0	11	0
Basca	1	0	8	8.0	8	0
Bartholomew	1	0	1	1.0	1	0
Eagles	27	0	210	7.8	18	0
Opponents	37	0	503	13.6	25	0

Kickoff Returns	No.	Yds	Avg	Lg	TD
Castiglia	7	199	28.4	72	0
DeSantis	6	144	24.0	30	0
Barnum	3	58	19.3	24	0
Bartholomew	2	56	28.0	45	0
Landsberg	2	49	24.5	38	0
McAfee	2	64	32.0	39	0
Basca	1	22	22.0	22	0
Fox	1	16	16.0	16	0
Ghecas	1	17	17.0	17	0
Hinkle	1	5	5.0	5	0
Humbert	1	15	15.0	15	0
Piro	1	33	33.0	33	0
Shonk	1	16	16.0	16	0
Thompson	1	23	23.0	23	0
Watkins	1	17	17.0	17	0
Eagles	31	734	23.7	72	0
Opponents	26	502	19.3	53	0



SCHEDULE & RESULTS (1-10)					
S-15	L	20-27	at Green Bay	11,657	
S-22	L	13-21	at Cleveland Rams	15,941	
S-28	L	14-20	NY Giants	26,431	
O-04	L	17-30	at Brooklyn Dodgers	24,008	
O-13	L	7-17	at NY Giants	30,317	
O-20	L	17-34	Washington	25,062	
O-26	L	7-21	Brooklyn Dodgers	6,500	
N-10	L	3-7	at Pittsburgh	9,556	
N-17	L	0-21	Detroit	6,327	
N-28	W	7-0	Pittsburgh	4,200	
D-01	L	6-13	at Washington	25,838	

TEAM STATS	EAGLES	OPP
Total First Downs	122	115
Rushing	40	77
Passing	72	35
Penalty	10	3
3rd Down: Made/Att	na	na
3rd Down Pct.	na	na
4th Down: Made/Att	na	na
4th Down Pct.	na	na
Possession Avg.	na	na
Total Net Yards	2153	2790
Avg. Per Game	195.7	253.6
Total Plays	679	611
Avg. Per Play	3.2	4.6
Net Yards Rushing	298	1778
Avg. Per Game	27.1	161.6
Total Rushes	317	460
Net Yards Passing	1855	1012
Avg. Per Game	168.6	92.0
Sacked/Yards Lost	na	na
Gross Yards	na	na
Att./Completions	362/152	151/80
Completion Pct.	42.0	53.0
Had Intercepted	20	12
Punts/Average	87/36.5	74/37.6
Net Punting Avg.	87/29.1	76/32.3
Penalties/Yards	na	na
Fumbles/Ball Lost	na	na
Touchdowns	15	28
Rushing	8	18
Passing	6	9
Returns	1	1

Score By Periods	Q1	Q2	Q3	Q4	OT	Pts
Eagles	16	27	14	54	0	111
Opponents	65	46	64	36	0	211

Passing	Att	Cmp	Yds	Cmp%	Y/A	TD	TD%	Int	Int%	Lg	Sk/Lost	Rat
O'Brien	277	124	1290	44.8	4.66	5	1.8	17	6.1	na	na	39.2
Watkins	85	28	565	32.9	6.65	1	1.2	3	3.5	na	na	46.4
Eagles	362	152	1855	42.0	5.12	6	1.7	20	5.5	na	na	40.9
Opponents	151	80	1012	53.0	6.70	9	6.0	12	7.9	na	na	60.9

Scoring	TD	Ru	Pa	Rt	PAT	FG	2Pt	Pts
Looney	5	0	4	1			0	30
Riffle	5	4	1	0			0	30
Emmons	2	1	1	0			0	12
Somers	0	0	0	0	1/1	2/9	0	7
Bukant	1	1	0	0			0	6
Cole	0	0	0	0	3/4	1/1	0	6
Hackney	1	1	0	0			0	6
Murray	0	0	0	0	6/8	0/1	0	6
O'Brien	1	1	0	0			0	6
Watkins	0	0	0	0	2/2	0/0	0	2
Eagles	15	8	6	1	12/15	3/11	0	111
Opponents	28	18	9	1	23/28	6/11	1	211

Rushing	No.	Yds	Avg	Lg	TD
Riffle	81	238	2.9	na	4
Hackney	32	101	3.2	na	1
Emmons	29	77	2.7	na	1
Cole	26	75	2.9	na	0
Bukant	18	50	2.8	na	1
Arnold	3	9	3.0	na	0
Murray	8	7	0.9	na	0
Schmitt	1	6	6.0	6	0
McDonald	2	-2	-1.0	na	0
Carter	1	-3	-3.0	-3	0
Looney	2	-4	-2.0	na	0
Watkins	14	-76	-5.4	na	0
O'Brien	100	-180	-1.8	na	1
Eagles	317	298	0.9	na	8
Opponents	460	1778	3.9	na	18

Receiving	No.	Yds	Avg	Lg	TD
Looney	58	707	12.2	na	4
Ramsey	17	143	8.4	na	0
McDonald	14	289	20.6	na	0
Carter	12	201	16.8	na	0
Murray	12	125	10.4	na	0
Wendlick	8	67	8.4	na	0
Riffle	8	58	7.3	na	1
Arnold	7	145	20.7	na	0
Kolberg	6	43	7.2	na	0
Emmons	3	19	6.3	na	1
Cole	2	11	5.5	na	0
Hackney	2	4	2.0	na	0
Newton	1	22	22.0	22	0
Bukant	1	13	13.0	13	0
Schmitt	1	8	8.0	8	0
Eagles	152	1855	12.2	na	6
Opponents	80	1012	12.7	na	9

INTs	No.	Yds	Avg	Lg	TD
O'Brien	4	92	23.0	51	0
Murray	2	10	5.0	6	0
Kolberg	1	15	15.0	15	0
Newton	1	12	12.0	12	0
Bukant	1	10	10.0	10	0
Ramsey	1	5	5.0	5	0
Arnold	1	4	4.0	4	0
Cherundolo	1	0	0.0	0	0
Eagles	12	148	12.3	51	0
Opponents	20	142	7.1	45	0

Punting	No.	Yds	Avg	Net	TB	Lg	B
Murray	30	1098	36.6	36.6	0	50	0
Bukant	15	568	37.9	37.9	0	52	0
Riffle	14	479	34.2	34.2	0	48	0
Cole	10	336	33.6	33.6	0	66	0
Kolberg	10	401	40.1	40.1	0	50	0
O'Brien	6	246	41.0	41.0	0	56	0
Watkins	2	45	22.5	22.5	0	35	0
Eagles	87	3173	36.5	29.1	0	66	0
Opponents	74	2781	37.6	32.3	0	85	2



SCHEDULE & RESULTS (1-9-1)				
S-17	L	0-7	Washington	33,258
S-24	L	3-13	NY Giants	30,600
O-01	T	0-0	Brooklyn Dodgers	1,880
O-15	L	10-27	at NY Giants	34,471
O-22	L	14-23	at Brooklyn Dodgers	13,057
N-05	L	6-7	at Washington	20,444
N-12	L	16-23	Green Bay	23,000
N-19	L	14-27	at Chicago Bears	21,398
N-23	W	17-14	Pittsburgh	20,000
N-26	L	12-24	at Pittsburgh	8,788
D-03	L	13-35	at Cleveland Rams (Col. Springs, CO)	9,189

TEAM STATS	EAGLES	OPP
Total First Downs	97	107
Rushing	43	63
Passing	44	38
Penalty	10	6
3rd Down: Made/Att	na	na
3rd Down Pct.	na	na
4th Down: Made/Att	na	na
4th Down Pct.	na	na
Possession Avg.	na	na
Total Net Yards	2165	2954
Avg. Per Game	196.8	268.5
Total Plays	596	665
Avg. Per Play	3.6	4.4
Net Yards Rushing	631	1661
Avg. Per Game	57.4	151.0
Total Rushes	329	455
Net Yards Passing	1516	1290
Avg. Per Game	137.8	117.3
Sacked/Yards Lost	na	na
Gross Yards	na	na
Att./Completions	267/119	210/98
Completion Pct.	44.6	46.7
Had Intercepted	22	17
Punts/Average	88/39.9	73/39.6
Net Punting Avg.	88/34.6	73/34.5
Penalties/Yards	na	na
Fumbles/Ball Lost	28/15	24/13
Touchdowns	14	25
Rushing	5	11
Passing	7	11
Returns	1	3

Score By Periods	Q1	Q2	Q3	Q4	OT	Pts
Eagles	9	34	16	46	0	105
Opponents	37	54	48	61	0	200

Passing	Att	Cmp	Yds	Cmp%	Y/A	TD	TD%	Int	Int%	Lg	Sk/Lost	Rat
O'Brien	201	99	1324	49.3	6.59	6	3.0	17	8.5	na	na	45.3
Mortell	41	12	134	29.3	3.27	1	2.4	0	0.0	na	na	48.8
Smukler	20	7	56	35.0	2.80	0	0.0	4	20.0	na	na	4.2
Riffle	4	1	2	25.0	0.50	0	0.0	1	25.0	na	na	0.0
Bukant	1	0	0	0.0	0.00	0	0.0	0	0.0	na	na	39.6
Hewitt	0	0	0	---	---	0	---	0	---	na	na	---
Eagles	267	119	1516	44.6	5.68	7	2.6	22	8.2	na	na	37.3
Opponents	210	98	1290	46.7	6.14	11	5.2	17	8.1	na	na	50.3

Scoring	TD	Ru	Pa	Rt	PAT	FG	2Pt	Pts	Punting	No.	Yds	Avg	Net	TB	Lg	B
Murray	2	1	1	0	8/12	2/4	0	26	Murray	33	1220	37.0	37.0	0	54	0
Bukant	3	3	0	0			0	18	Mortell	23	907	39.4	39.4	0	62	1
Arnold	2	0	1	1			0	12	Riffle	17	683	40.2	40.2	0	49	0
Carter	2	0	2	0			0	12	Smukler	10	483	48.3	48.3	0	62	0
Reese	0	0	0	0	1/1	2/4	0	7	O'Brien	3	120	40.0	40.0	0	64	0
Hewitt	1	0	1	0			0	6	Arnold	1	42	42.0	42.0	0	42	0
Newton	1	0	1	0			0	6	Bukant	1	54	54.0	54.0	0	54	0
O'Brien	1	1	0	0			0	6	Eagles	88	3509	39.9	34.6	0	64	1
Ramsey	1	0	1	0			0	6	Opponents	73	2890	39.6	34.5	0	80	2
Schmitt	1	0	0	1			0	6								
Eagles	14	5	7	2	9/13	4/8	0	105								
Opponents	25	11	11	3	23/25	9/18	0	200								

Rushing	No.	Yds	Avg	Lg	TD
Smukler	45	218	4.8	na	0
Murray	49	137	2.8	na	1
Bukant	59	136	2.3	na	3
Mortell	37	88	2.4	na	0
Riffle	18	61	3.4	na	0
Ellis	1	6	6.0	6	0
Carter	1	4	4.0	4	0
Arnold	8	1	0.1	na	0
Hewitt	1	1	1.0	1	0
Newton	1	0	0.0	0	0
Dow	1	-7	-7.0	-7	0
O'Brien	108	-14	-0.1	na	1
Eagles	329	631	1.9	na	5
Opponents	455	1661	3.7	na	11

Receiving	No.	Yds	Avg	Lg	TD
Ramsey	31	359	11.6	na	1
Carter	24	292	12.2	na	2
Hewitt	15	243	16.2	na	1
Arnold	13	207	15.9	na	1
Murray	13	144	11.1	na	1
Newton	9	123	13.7	na	1
Riffle	6	57	9.5	na	0
Dow	5	58	11.6	na	0
Kolberg	3	33	11.0	na	0
Eagles	119	1516	12.7	na	7
Opponents	98	1290	13.2	na	11



SCHEDULE & RESULTS (5-6)				
S-11	L	23-26	Washington	20,000
S-16	W	27-7	at Pittsburgh (Buffalo, NY)	19,749
S-25	W	14-10	NY Giants	20,000
O-02	L	6-28	Chicago Bears	22,245
O-16	L	7-17	at NY Giants	33,187
O-23	L	14-20	at Washington	3,000
O-26	W	7-0	at Chicago Cardinals (Erie, PA)	15,000
N-06	L	7-10	Brooklyn Dodgers	12,000
N-13	L	14-32	at Brooklyn Dodgers	13,052
N-20	W	14-7	Pittsburgh Pirates (Charleston, WV)	6,500
D-04	W	21-7	at Detroit	19,000

TEAM STATS	EAGLES	OPP
Total First Downs	86	146
Rushing	47	89
Passing	30	46
Penalty	9	11
3rd Down: Made/Att	na	na
3rd Down Pct.	na	na
4th Down: Made/Att	na	na
4th Down Pct.	na	na
Possession Avg.	na	na
Total Net Yards	1927	3270
Avg. Per Game	175.2	297.3
Total Plays	537	660
Avg. Per Play	3.6	5.0
Net Yards Rushing	1011	1855
Avg. Per Game	91.9	168.6
Total Rushes	346	463
Net Yards Passing	917	1396
Avg. Per Game	83.4	126.9
Sacked/Yards Lost	na	na
Gross Yards	na	na
Att./Completions	191/64	197/97
Completion Pct.	33.5	49.2
Had Intercepted	19	16
Punts/Average	na	na
Net Punting Avg.	na	na
Penalties/Yards	na	na
Fumbles/Ball Lost	na	na
Touchdowns	22	22
Rushing	2	12
Passing	15	7
Returns	5	3

Score By Periods	Q1	Q2	Q3	Q4	OT	Pts
Eagles	31	40	56	27	0	154
Opponents	28	65	39	32	0	164

Passing	Att	Cmp	Yds	Cmp%	Y/A	TD	TD%	Int	Int%	Lg	Sk/Lost	Rat
Smukler	102	42	524	41.2	5.14	8	7.8	8	7.8	na	na	51.3
Mortell	57	12	201	21.1	3.53	6	10.5	7	12.3	na	na	37.3
Riffle	31	9	178	29.0	5.74	1	3.2	4	12.9	na	na	22.2
Bukant	1	1	14	100.0	14.00	0	0.0	0	0.0	na	na	118.8
Eagles	191	64	917	33.5	4.80	15	7.9	19	9.9	na	na	36.6
Opponents	197	97	1396	49.2	7.09	7	3.6	16	8.1	na	na	50.6

Scoring	TD	Ru	Pa	Rt	PAT	FG	2Pt	Pts
Carter	8	0	7	1			0	48
Arnold	4	0	2	2	3/3	0/1	0	27
Hewitt	4	0	4	0			0	24
Smukler	2	1	0	1	6/6	0/2	0	18
Reese	0	0	0	0	10/13	1/6	0	13
Dow	1	0	1	0			0	6
Pylman	1	0	0	1			0	6
Ramsey	1	0	1	0			0	6
Riffle	1	1	0	0			0	6
Burnette LG	0	0	0	0	0/0	0/1	0	0
Eagles	22	2	15	5	19/22	1/9	0	154
Opponents	22	12	7	3	17/21	4/4	0	164

Rushing	No.	Yds	Avg	Lg	TD
Smukler	96	313	3.3	na	1
Mortell	110	296	2.7	na	0
Riffle	65	227	3.5	na	1
Bukant	48	119	2.5	na	0
Arnold	19	22	1.2	na	0
Dow	4	20	5.0	na	0
Keen	3	10	3.3	na	0
Cole	1	4	4.0	4	0
Eagles	346	1011	2.9	na	2
Opponents	463	1855	4.0	na	12

Receiving	No.	Yds	Avg	Lg	TD
Carter	27	386	14.3	na	7
Hewitt	18	237	13.2	na	4
Arnold	6	74	12.3	na	2
Ramsey	5	122	24.4	na	1
Dow	5	88	17.6	na	1
Cole	2	9	4.5	na	0
Pylman	1	1	1.0	1	0
Eagles	64	917	14.3	na	15
Opponents	97	1396	14.4	na	7



SCHEDULE & RESULTS (2-8-1)					
S-05	L	14-27	at Pittsburgh	8,588	
S-10	L	7-13	Brooklyn Dodgers	5,221	
S-21	L	3-21	Cleveland Rams	3,107	
S-28	T	6-6	Chicago Cardinals	3,912	
O-03	L	7-16	NY Giants	4,878	
O-10	W	14-0	at Washington	7,320	
O-17	L	0-21	at NY Giants	20,089	
O-24	L	7-10	Washington	6,580	
O-31	L	7-16	at Pittsburgh Pirates	2,772	
N-07	W	14-10	at Brooklyn Dodgers	8,373	
N-14	L	7-37	at Green Bay	13,340	

TEAM STATS	EAGLES	OPP				
Total First Downs	67	130				
Rushing	na	na				
Passing	na	na				
Penalty	na	na				
3rd Down: Made/Att	na	na				
3rd Down Pct.	na	na				
4th Down: Made/Att	na	na				
4th Down Pct.	na	na				
Possession Avg.	na	na				
Total Net Yards	1766	3150				
Avg. Per Game	160.5	286.4				
Total Plays	492	698				
Avg. Per Play	3.6	4.5				
Net Yards Rushing	884	1812				
Avg. Per Game	80.4	164.7				
Total Rushes	285	502				
Net Yards Passing	849	1315				
Avg. Per Game	77.2	119.5				
Sacked/Yards Lost	na	na				
Gross Yards	na	na				
Att./Completions	207/63	196/79				
Completion Pct.	30.4	40.3				
Had Intercepted	24	19				
Punts/Average	na	na				
Net Punting Avg.	na	na				
Penalties/Yards	na	na				
Fumbles/Ball Lost	na	na				
Touchdowns	12	24				
Rushing	2	6				
Passing	8	15				
Returns	2	3				
Score By Periods	Q1	Q2	Q3	Q4	OT	Pts
Eagles	21	31	0	34	0	86
Opponents	35	43	28	71	0	177

Passing	Att	Cmp	Yds	Cmp%	Y/A	TD	TD%	Int	Int%	Lg	Sk/Lost	Rat
Smukler	118	42	432	35.6	3.66	5	4.2	14	11.9	na	na	21.5
Mortell	71	18	320	25.4	4.51	2	2.8	8	11.3	na	na	15.7
Kusko	7	2	11	28.6	1.57	0	0.0	2	28.6	na	na	0.0
Keen	5	1	86	20.0	17.20	1	20.0	0	0.0	na	na	118.8
Baze	3	0	0	0.0	0.00	0	0.0	0	0.0	na	na	39.6
Hanson	2	0	0	0.0	0.00	0	0.0	0	0.0	na	na	39.6
Frey	1	0	0	0.0	0.00	0	0.0	0	0.0	na	na	39.6
Eagles	207	63	849	30.4	4.10	8	3.9	24	11.6	na	na	17.8
Opponents	196	79	1315	40.3	6.71	15	7.7	19	9.7	na	na	49.6

Scoring	TD	Ru	Pa	Rt	PAT	FG	2Pt	Pts
Hewitt	5	0	5	0			0	30
Carter	3	0	3	0			0	18
Smukler	1	1	0	0	8/9	1/1	0	17
Hanson	1	1	0	0			0	6
Harper	1	0	0	1			0	6
Pilconis	1	0	0	1			0	6
Reese	0	0	0	0	3/3	0/0	0	3
Eagles	12	2	8	2	11/12	1/1	0	86
Opponents	24	6	15	3	18/24	5/7	0	177

Rushing	No.	Yds	Avg	Lg	TD
Mortell	100	312	3.1	na	0
Smukler	92	247	2.7	na	1
Keen	34	154	4.5	na	0
Hanson	18	59	3.3	na	1
Masters	9	32	3.6	na	0
Kusko	17	27	1.6	na	0
Pilconis	2	21	10.5	na	0
Baze	3	14	4.7	na	0
Frey	5	11	2.2	na	0
Arnold	5	7	1.4	na	0
Eagles	285	884	3.1	na	2
Opponents	502	1812	3.6	na	6

Receiving	No.	Yds	Avg	Lg	TD
Hewitt	16	197	12.3	na	5
Carter	15	282	18.8	na	3
Arnold	8	142	17.8	na	0
Pilconis	6	59	9.8	na	0
Keen	5	45	9.0	na	0
Masters	4	60	15.0	na	0
Frey	4	19	4.8	na	0
Kusko	2	47	23.5	na	0
Baze	1	2	2.0	2	0
Mortell	1	0	0.0	0	0
Smukler	1	-4	-4.0	-4	0
Eagles	63	849	13.5	na	8
Opponents	79	1315	16.6	na	15



SCHEDULE & RESULTS (1-11)				
S-13	W	10-7	NY Giants	20,000
S-20	L	3-26	Boston	20,000
S-27	L	0-17	Chicago Bears	25,000
O-04	L	0-18	at Brooklyn Dodgers	10,000
O-11	L	0-23	Detroit	15,000
O-14	L	0-17	at Pittsburgh	10,042
O-18	L	7-17	at Boston	4,000
O-25	L	17-21	at NY Giants	15,000
N-05	L	0-6	Pittsburgh (Johnstown, PA)	7,891
N-08	L	0-13	at Chicago Cardinals	1,500
N-22	L	7-28	Chicago Bears	10,000
N-29	L	7-13	Brooklyn Dodgers	5,000

TEAM STATS	EAGLES	OPP
Total First Downs	99	132
Rushing	na	na
Passing	na	na
Penalty	na	na
3rd Down: Made/Att	na	na
3rd Down Pct.	na	na
4th Down: Made/Att	na	na
4th Down Pct.	na	na
Possession Avg.	na	na
Total Net Yards	2068	2857
Avg. Per Game	172.3	238.1
Total Plays	643	615
Avg. Per Play	3.2	4.6
Net Yards Rushing	1415	1973
Avg. Per Game	117.9	164.4
Total Rushes	473	468
Net Yards Passing	603	853
Avg. Per Game	50.3	71.1
Sacked/Yards Lost	na	na
Gross Yards	na	na
Att./Completions	170/39	147/61
Completion Pct.	22.9	41.5
Had Intercepted	36	15
Punts/Average	na	na
Net Punting Avg.	na	na
Penalties/Yards	na	na
Fumbles/Ball Lost	na	na
Touchdowns	6	26
Rushing	2	12
Passing	3	10
Returns	1	4

Score By Periods	Q1	Q2	Q3	Q4	OT	Pts
Eagles	17	10	7	17	0	51
Opponents	23	74	57	52	0	206

Passing	Att	Cmp	Yds	Cmp%	Y/A	TD	TD%	Int	Int%	Lg	Sk/Lost	Rat
Smukler	68	21	345	30.9	5.07	3	4.4	6	8.8	na	na	26.9
Jackson	35	7	80	20.0	2.29	0	0.0	11	31.4	na	na	0.0
Kusko	27	6	108	22.2	4.00	0	0.0	8	29.6	na	na	4.2
Hanson	15	0	0	0.0	0.00	0	0.0	4	26.7	0	na	0.0
Thomason	10	1	11	10.0	1.10	0	0.0	3	30.0	11	na	0.0
Leonard	6	2	45	33.3	7.50	0	0.0	2	33.3	na	na	21.5
Masters	6	1	11	16.7	1.83	0	0.0	1	16.7	11	na	0.0
Bassman	3	1	3	33.3	1.00	0	0.0	1	33.3	3	na	2.8
Manske	0	0	0	---	---	0	---	0	---	0	na	---
Eagles	170	39	603	22.9	3.55	3	1.8	36	21.2	na	na	8.2
Opponents	147	61	853	41.5	5.80	10	6.8	15	10.2	na	na	43.9

Scoring	TD	Ru	Pa	Rt	PAT	FG	2Pt	Pts
Reese	0	0	0	0	3/3	2/2	0	9
Thomason	1	0	0	1	1/1	0/0	0	7
Carter	1	0	1	0			0	6
Hanson	1	1	0	0			0	6
Kusko	1	1	0	0			0	6
Leonard	1	0	1	0			0	6
Pilconis	1	0	1	0			0	6
Smukler	0	0	0	0	2/2	1/1	0	5
Eagles	6	2	3	1	6/6	3/3	0	51
Opponents	26	12	10	4	20/26	10/13	0	206

Rushing	No.	Yds	Avg	Lg	TD
Hanson	119	359	3.0	na	1
Thomason	109	333	3.1	na	0
Smukler	99	321	3.2	na	0
Kusko	49	209	4.3	na	1
Jackson	46	76	1.7	na	0
Leonard	33	72	2.2	na	0
Bassman	4	19	4.8	na	0
Masters	7	18	2.6	na	0
Frey	7	8	1.1	na	0
Eagles	473	1415	3.0	na	2
Opponents	468	1973	4.2	na	12

Receiving	No.	Yds	Avg	Lg	TD
Manske	17	325	19.1	na	0
Leonard	5	46	9.2	na	1
Pilconis	4	51	12.8	na	1
Carter	4	42	10.5	na	1
Frey	3	65	21.7	na	0
Hanson	3	33	11.0	na	0
Bassman	2	38	19.0	na	0
Mulligan	1	3	3.0	3	0
Eagles	39	603	15.5	na	3
Opponents	61	853	14.0	na	10



SCHEDULE & RESULTS (2-9)				
S-13	L	7-17	Pittsburgh	NA
S-20	L	0-35	at Detroit	12,000
O-09	W	17-6	at Pittsburgh	6,271
O-13	L	0-39	Chicago Bears	NA
O-27	L	6-17	at Brooklyn Dodgers	NA
N-03	W	7-6	at Boston	10,000
N-05	L	0-3	Brooklyn Dodgers	NA
N-10	L	3-12	at Chicago Cardinals	6,000
N-24	L	0-10	at NY Giants	NA
D-01	L	14-21	NY Giants	NA
D-08	L	6-13	Green Bay	4,000

TEAM STATS	EAGLES	OPP				
Total First Downs	82	117				
Rushing	na	na				
Passing	na	na				
Penalty	na	na				
3rd Down: Made/Att	na	na				
3rd Down Pct.	na	na				
4th Down: Made/Att	na	na				
4th Down Pct.	na	na				
Possession Avg.	na	na				
Total Net Yards	2003	2667				
Avg. Per Game	182.1	242.5				
Total Plays	580	611				
Avg. Per Play	3.5	4.4				
Net Yards Rushing	1054	1697				
Avg. Per Game	95.8	154.3				
Total Rushes	411	443				
Net Yards Passing	823	871				
Avg. Per Game	74.8	79.2				
Sacked/Yards Lost	na	na				
Gross Yards	na	na				
Att./Completions	169/46	168/59				
Completion Pct.	27.2	35.1				
Had Intercepted	30	23				
Punts/Average	na	na				
Net Punting Avg.	na	na				
Penalties/Yards	na	na				
Fumbles/Ball Lost	na	na				
Touchdowns	8	24				
Rushing	2	15				
Passing	6	6				
Returns	0	3				
Score By Periods	Q1	Q2	Q3	Q4	OT	Pts
Eagles	24	20	9	7	0	60
Opponents	23	58	30	68	0	179

Passing	Att	Cmp	Yds	Cmp%	Y/A	TD	TD%	Int	Int%	Lg	Sk/Lost	Rat
Matesic	64	15	284	23.4	4.44	2	3.1	13	20.3	na	na	16.4
Storm	44	15	372	34.1	8.45	3	6.8	10	22.7	na	na	48.9
Leonard	32	11	119	34.4	3.72	0	0.0	3	9.4	na	na	7.2
Rowe	11	1	6	9.1	0.55	0	0.0	2	18.2	6	na	0.0
Kupcinet	5	1	6	20.0	1.20	0	0.0	0	0.0	6	na	39.6
Weinstock	5	1	12	20.0	2.40	0	0.0	1	20.0	12	na	0.0
Sebastian	4	0	0	0.0	0.00	0	0.0	1	25.0	0	na	0.0
Banas	2	0	0	0.0	0.00	0	0.0	0	0.0	0	na	39.6
S.Hanson	1	1	23	100.0	23.00	0	0.0	0	0.0	23	na	118.8
Kirkman	1	1	1	100.0	1.00	1	100.0	0	0.0	1t	na	118.8
Eagles	169	46	823	27.2	4.87	6	3.6	30	17.8	na	na	19.6
Opponents	168	59	871	35.1	5.18	6	3.6	23	13.7	na	na	25.3

Scoring	TD	Ru	Pa	Rt	PAT	FG	2Pt	Pts
Manske	4	0	4	0			0	24
Carter	2	0	2	0			0	12
Reese	0	0	0	0	4/5	1/2	0	7
Leonard	1	1	0	0			0	6
Matesic	1	1	0	0			0	6
Jorgensen	0	0	0	0	1/1	1/1	0	4
Kirkman	0	0	0	0	1/1	0/0	0	1
Eagles	8	2	6	0	6/8	2/3	0	60
Opponents	24	15	6	3	17/24	6/7	0	179

Rushing	No.	Yds	Avg	Lg	TD
S.Hanson	77	209	2.7	na	0
Weinstock	58	176	3.0	na	0
Leonard	74	171	2.3	na	1
Storm	84	164	2.0	na	0
Matesic	50	138	2.8	na	1
Sebastian	17	76	4.5	na	0
Lackman	22	56	2.5	na	0
Rowe	7	21	3.0	na	0
Carter	7	19	2.7	na	0
Thomason	3	14	4.7	na	0
Manske	3	9	3.0	na	0
Banas	5	3	0.6	na	0
Brian	1	2	2.0	2	0
Kenneally	3	-4	-1.3	na	0
Eagles	411	1054	2.6	na	2
Opponents	443	1697	3.8	na	15

Receiving	No.	Yds	Avg	Lg	TD
Carter	11	260	23.6	na	2
Manske	9	205	22.8	na	4
Weinstock	8	107	13.4	na	0
Lackman	5	49	9.8	na	0
S.Hanson	4	82	20.5	na	0
Storm	3	44	14.7	na	0
Pitts	2	21	10.5	na	0
Sebastian	1	19	19.0	19	0
Robison	1	18	18.0	18	0
Thomason	1	16	16.0	16	0
Campbell	1	2	2.0	2	0
Eagles	46	823	17.9	na	6
Opponents	59	871	14.8	na	6



SCHEDULE & RESULTS (4-7)					
S-16	L	6-19	at Green Bay	5,000	
S-26	W	17-0	at Pittsburgh	NA	
O-07	L	7-9	Pittsburgh	NA	
O-14	L	0-10	Detroit	9,860	
O-21	L	0-6	at Boston	10,344	
O-28	L	0-17	at NY Giants	NA	
N-06	W	64-0	Cincinnati Reds	NA	
N-11	L	7-10	Brooklyn Dodgers	NA	
N-18	L	7-14	Boston	8,500	
N-25	W	13-0	at Brooklyn Dodgers	NA	
D-02	W	6-0	NY Giants	12,471	

TEAM STATS	EAGLES	OPP				
Total First Downs	85	72				
Rushing	na	na				
Passing	na	na				
Penalty	na	na				
3rd Down: Made/Att	na	na				
3rd Down Pct.	na	na				
4th Down: Made/Att	na	na				
4th Down Pct.	na	na				
Possession Avg.	na	na				
Total Net Yards	2482	2223				
Avg. Per Game	225.6	202.1				
Total Plays	623	546				
Avg. Per Play	4.0	4.1				
Net Yards Rushing	1876	1658				
Avg. Per Game	170.5	150.7				
Total Rushes	460	411				
Net Yards Passing	576	545				
Avg. Per Game	52.4	49.5				
Sacked/Yards Lost	na	na				
Gross Yards	na	na				
Att./Completions	163/48	135/41				
Completion Pct.	29.4	30.4				
Had Intercepted	23	22				
Punts/Average	na	na				
Net Punting Avg.	na	na				
Penalties/Yards	na	na				
Fumbles/Ball Lost	na	na				
Touchdowns	19	10				
Rushing	11	9				
Passing	7	1				
Returns	1	0				
Score By Periods	Q1	Q2	Q3	Q4	OT	Pts
Eagles	26	33	38	30	0	127
Opponents	16	34	9	26	0	85

Passing	Att	Cmp	Yds	Cmp%	Y/A	TD	TD%	Int	Int%	Lg	Sk/Lost	Rat
Matesic	60	20	278	33.3	4.63	2	3.3	5	8.3	na	na	25.6
Storm	30	8	97	26.7	3.23	0	0.0	6	20.0	na	na	1.0
Kirkman	23	7	38	30.4	1.65	1	4.3	2	8.7	na	na	18.2
Ellstrom	14	3	40	21.4	2.86	1	7.1	5	35.7	na	na	23.8
Hanson	12	4	28	33.3	2.33	0	0.0	2	16.7	na	na	2.8
Leonard	10	2	29	20.0	2.90	0	0.0	0	0.0	na	na	39.6
Knapper	7	0	0	0.0	0.00	0	0.0	3	42.9	0	na	0.0
Weiner	6	3	40	50.0	6.67	2	33.3	0	0.0	na	na	111.1
Barnhart	1	1	4	100.0	4.00	1	100.0	0	0.0	4t	na	122.9
Eagles	163	48	576	29.4	3.53	7	4.3	23	14.1	na	na	16.5
Opponents	135	41	545	30.4	4.04	1	0.7	22	16.3	na	na	7.1

Scoring	TD	Ru	Pa	Rt	PAT	FG	2Pt	Pts
Hanson	8	7	0	1	2/2	0/0	0	50
Carter	4	0	4	0			0	24
Storm	2	2	0	0			0	12
Kirkman	1	0	1	0	5/6	0/1	0	11
Ellstrom	1	1	0	0	0/1	0/0	0	6
Gonya	1	0	1	0			0	6
Leonard	1	1	0	0			0	6
Matesic	1	0	1	0	0/1	0/0	0	6
Weiner	0	0	0	0	3/4	1/2	0	6
Clark	0	0	0	0	0/1	0/0	0	0
Hajek	0	0	0	0	0/0	0/1	0	0
Eagles	19	11	7	1	10/19	1/4	0	127
Opponents	10	9	1	0	7/10	6/9	0	85

Rushing	No.	Yds	Avg	Lg	TD
Hanson	146	805	5.5	na	7
Ellstrom	72	287	4.0	na	1
Storm	81	281	3.5	na	2
Leonard	55	207	3.8	na	1
Matesic	63	181	2.9	na	0
Weiner	9	37	4.1	na	0
Roberts	10	28	2.8	na	0
Knapper	10	19	1.9	na	0
Kirkman	6	12	2.0	na	0
Lackman	4	9	2.3	na	0
Kavel	2	5	2.5	na	0
Pilconis	1	5	5.0	5	0
Johnson	1	0	0.0	0	0
Eagles	460	1876	4.1	na	11
Opponents	411	1658	4.0	na	9

Receiving	No.	Yds	Avg	Lg	TD
Carter	16	238	14.9	na	4
Kirkman	8	114	14.3	na	1
Storm	5	34	6.8	na	0
Hanson	5	22	4.4	na	0
Lackman	4	83	20.8	na	0
Matesic	3	38	12.7	na	1
Leonard	3	7	2.3	na	0
Ellstrom	1	18	18.0	18	0
Kenneally	1	12	12.0	12	0
Gonya	1	4	4.0	4t	1
Pilconis	1	3	3.0	3	0
Eagles	48	576	12.0	na	7
Opponents	38	547	14.4	na	1



SCHEDULE & RESULTS (3-5-1)				
O-15	L	0-56	at NY Giants	NA
O-18	L	0-25	Portsmouth Spartans	1,750
O-29	L	9-35	at Green Bay	3,007
N-05	W	6-0	at Cincinnati Reds	NA
N-12	T	3-3	Chicago Bears	17,850
N-19	W	25-6	Pittsburgh	6,000
N-26	W	20-3	Cincinnati Reds	NA
D-03	L	0-10	Green Bay	9,500
D-10	L	14-20	NY Giants	18,000

TEAM STATS	EAGLES	OPP
Total First Downs	76	86
Rushing	na	na
Passing	na	na
Penalty	na	na
3rd Down: Made/Att	na	na
3rd Down Pct.	na	na
4th Down: Made/Att	na	na
4th Down Pct.	na	na
Possession Avg.	na	na
Total Net Yards	1781	2314
Avg. Per Game	197.9	257.1
Total Plays	503	484
Avg. Per Play	3.5	4.8
Net Yards Rushing	1103	1083
Avg. Per Game	122.6	120.3
Total Rushes	354	308
Net Yards Passing	657	1223
Avg. Per Game	73.0	135.9
Sacked/Yards Lost	na	na
Gross Yards	na	na
Att./Completions	149/40	176/63
Completion Pct.	26.8	35.8
Had Intercepted	34	19
Punts/Average	na	na
Net Punting Avg.	na	na
Penalties/Yards	na	na
Fumbles/Ball Lost	na	na
Touchdowns	11	21
Rushing	6	11
Passing	4	8
Returns	1	2

Score By Periods	Q1	Q2	Q3	Q4	OT	Pts
Eagles	6	14	28	29	0	77
Opponents	38	29	19	72	0	158

Passing	Att	Cmp	Yds	Cmp%	Y/A	TD	TD%	Int	Int%	Lg	Sk/Lost	Rat
Kirkman	73	22	354	30.1	4.85	2	2.7	13	17.8	na	na	17.0
Hanson	28	7	50	25.0	1.79	0	0.0	4	14.3	na	na	0.0
Thornton	13	2	52	15.4	4.00	0	0.0	4	30.8	na	na	4.2
Roberts	10	4	97	40.0	9.70	1	10.0	3	30.0	na	na	69.6
Russell	8	2	32	25.0	4.00	0	0.0	2	25.0	na	na	4.2
Davis	6	2	62	33.3	10.33	1	16.7	3	50.0	na	na	72.9
Whire	5	1	10	20.0	2.00	0	0.0	2	40.0	10	na	0.0
O'Boyle	2	0	0	0.0	0.00	0	0.0	1	50.0	0	na	0.0
Prisco	2	0	0	0.0	0.00	0	0.0	0	0.0	0	na	39.6
Lackman	1	0	0	0.0	0.00	0	0.0	1	100.0	0	na	0.0
Woodruff	1	0	0	0.0	0.00	0	0.0	1	100.0	0	na	0.0
Eagles	149	40	657	26.8	4.41	4	2.7	34	22.8	na	na	14.8
Opponents	176	63	1223	35.8	6.95	8	4.5	19	10.8	na	na	36.4

Scoring	TD	Ru	Pa	Rt	PAT	FG	2Pt	Pts
Hanson	4	3	1	0			0	24
Carter	2	0	2	0	1/1	0/0	0	13
Woodruff	2	1	0	1			0	12
Davis	1	1	0	0	3/3	0/0	0	9
Kirkman	1	0	1	0	2/2	0/0	0	8
Roberts	1	1	0	0			0	6
Turnbow	0	0	0	0	0/0	1/1	0	3
Team (s)	0	0	0	0			0	2
Eagles	11	6	4	1	6/11	1/1	0	77
Opponents	21	11	8	2	16/20	5/5	0	158

Rushing	No.	Yds	Avg	Lg	TD
Hanson	133	475	3.6	na	3
Roberts	91	261	2.9	na	1
Russell	32	96	3.0	na	0
Woodruff	22	74	3.4	na	1
Lackman	17	59	3.5	na	0
Davis	15	57	3.8	na	1
Kirkman	22	43	2.0	na	0
Thornton	5	14	2.8	na	0
Whire	8	14	1.8	na	0
Prisco	7	6	0.9	na	0
O'Boyle	2	4	2.0	na	0
Eagles	354	1103	3.1	na	6
Opponents	308	1083	3.5	na	11

Receiving	No.	Yds	Avg	Lg	TD
Hanson	10	186	18.6	na	1
Carter	5	109	21.8	na	2
Kirkman	4	84	21.0	na	1
Davis	4	50	12.5	na	0
Woodruff	3	57	19.0	na	0
Kenneally	2	37	18.5	na	0
Thornton	2	14	7.0	na	0
Prisco	2	7	3.5	na	0
Fencl	1	20	20.0	20	0
Lainhart	1	20	20.0	20	0
Whire	1	15	15.0	15	0
Rowan	1	12	12.0	12	0
Felber	1	8	8.0	8	0
Roberts	1	6	6.0	6	0
Steinbach	1	5	5.0	5	0
Eagles	40	657	16.4	na	4
Opponents	63	1223	19.4	na	8



OFF THE FIELD



[FRONT OFFICE & COACHING STAFF](#)

[PLAYER BIOS](#)

[2023 EAGLES STATISTICS](#)

[RECORD BOOK](#)

[ALL-TIME RESULTS](#)

[ALL-TIME ROSTERS](#)

[HONORS & HISTORY](#)

[YEAR-BY-YEAR STATISTICS](#)

[OFF THE FIELD](#)




EAGLES AUTISM FOUNDATION

Established on September 8, 2019, the Eagles Autism Foundation was formed to centralize the team’s autism activities into one organization, while strengthening its charitable mission to assist individuals and families affected by autism. Led by Chairman and CEO Jeffrey Lurie, the team’s commitment to raising funds for cutting-edge autism research and care programs has grown exponentially, raising more than \$30 million since launching the Eagles Autism Challenge in May 2018.

The Centers for Disease Control and Prevention estimates that one in 36 people living in the United States are on the autism spectrum. Autism is a complex neurological and developmental condition that expresses itself differently in each individual. While it has become one of the fastest-growing developmental disorders in the country, autism has historically been underfunded, misunderstood, and under-researched.

By delivering the necessary resources to leading institutions, and through year-round fundraising efforts that inspire and engage the community, the Eagles Autism Foundation is turning awareness into action.



Eagles Autism Challenge

presented by Lincoln Financial Group



\$30 Million+ Raised Since 2018



The Eagles Autism Challenge presented by Lincoln Financial Group is a one-day bike ride and family-friendly 5K run/walk that donates 100% of participant-raised funds to institutions conducting innovative autism research and care.

The event features three cycling routes – Wawa Classic 30-Mile Ride, Wawa Shorti 10-Mile Ride, Wawa Junior 10-Mile Youth Ride – the FreedomPay 5K Run/Walk and the West Sensory Walk, which offers families and participants a shorter course around the outside perimeter of Lincoln Financial Field.

Due in large part to proceeds raised by the team’s signature event, the Eagles Autism Foundation has funded more than 125 research projects and community grants that specialize in treating and caring for those in the autism community.





EAGLES SENSORY ROOM

On August 4, 2019, the Eagles became one of the first sports franchises to build a state-of-the-art sensory room in its home venue. Now certified by KultureCity as a sensory-inclusive stadium, Lincoln Financial Field's Eagles Sensory Room presented by Children's Hospital of Philadelphia (CHOP) promotes an accommodating and positive experience for all guests and fans with sensory challenges.

The 500-square-foot, state-of-the-art sensory room, carefully designed by top medical professionals to ensure a quieter and more secure environment, received a complete refresh in 2023. The certification process included the training of every Eagles employee and stadium staff member.



SUPPORTING NEURODIVERSITY

To address the unemployment rate in the neurodiverse community, the Eagles Autism Foundation joined Wawa and Nouryon in funding a new Center City production facility for Popcorn for the People.

A nonprofit headquartered in Piscataway, NJ, Popcorn for the People works to create meaningful employment for neurodiverse individuals.

In collaboration with the involved partners, Wawa transformed its former 9th & South Street store into a new facility to expand the nonprofit's footprint in Philadelphia.

The organization hires and trains adults with autism and developmental disabilities to cook, prepare, and package popcorn in the new facility, with \$1 from every bag sold going towards the Eagles Autism Foundation to help fund future community grants.

Hand-crafted to perfection, Popcorn for the People is sold at Lincoln Financial Field and in Wawa's across the Greater Philadelphia region.




The Eagles Radiothon presented by Firsttrust Bank and the Green Family Foundation is a multi-day auction held on SportsRadio 94WIP that offers fans the opportunity to bid on exclusive sports and entertainment experiences involving their favorite Eagles players and 94WIP radio personalities.



Designed specifically for guests with autism and developmental disabilities, Eagles Huddle Up for Autism has raised more than \$1 million for CHOP's Center for Autism Research since 2009. The family-friendly event is held annually at Lincoln Financial Field.



Through the Eagles Autism Foundation 50/50 Raffle presented by DraftKings, one lucky fan at every Eagles home game walks away a winner. Fans can purchase tickets for a 50/50 drawing at Lincoln Financial Field for a chance to win half the jackpot. The other half supports the Eagles Autism Foundation.





EAGLES AUTISM FOUNDATION PRACTICE JERSEYS

The Eagles dedicate a training camp practice each season to the Eagles Autism Foundation by wearing specially designed jerseys to elevate the Foundation’s platform and showcase the team’s commitment of turning autism awareness into action.

The exclusive, one-of-a-kind jerseys feature Energy Green numbers and nameplates, along with the Eagles Autism Foundation logo prominently displayed on the front side and shoulder.

Each jersey is signed by the player who wore it and is then auctioned through the annual Eagles Radiothon.



My Cause My Cleats is an NFL initiative that empowers players to showcase their commitment to the causes they support through creative artwork and custom designs on their game cleats.



TRAINING CAMP PRACTICES

Training camp practices at Lincoln Financial Field serve as a vehicle to drive critical funds for autism research and care. All ticket proceeds from the public practices benefit the Eagles Autism Foundation.



TEAM 62 CELEBRITY BARTENDING EVENT

To help raise funds for Team 62 and the Eagles Autism Foundation, Eagles Legend Jason Kelce hosts an annual celebrity bartending event at the Ocean Drive in Sea Isle City, NJ. Through its first four years, the event has raised more than \$1.6 million for autism research and care programs.



NEURODIVERSE GAMEDAY STAFF

To further the team’s ongoing commitment to creating employment opportunities for the autism community, the Eagles Autism Foundation matches skills and abilities with the most appropriate gameday roles. Resources, such as a Board Certified Behavior Analyst, are provided to the more than 20 individuals involved in the employment program.



ALL ABILITIES CLINICS

The All Abilities Series consists of traditional football, cheer, drumline, STEM, and fitness clinics that offer accessible elements to support members of the autism community. Individuals across the lifespan enjoy an inclusive environment that offers an experience for those with special needs to participate alongside their peers. This includes trained volunteers, smaller group sizes, a visual schedule for step-by-step guidance on how to prepare, as well as a quiet space.





As proud Philadelphians who take their responsibility to the community seriously, the Eagles believe there is no offseason to good citizenship.

Since Jeffrey Lurie became Chairman and CEO in 1994, the Eagles have been a constant presence in the community. Their commitment to supporting the Greater Philadelphia region, and Eagles fans everywhere, authentically presents itself in everything the team does off the field. Under Lurie's leadership, and by leveraging their platform as a professional sports team, the Eagles set out to inspire, motivate, and effect change.

By leveling the playing field for children of all ages and backgrounds, forming collaborative partnerships with area-based nonprofits, providing grants to social justice organizations, and more, the Eagles are giving back in tangible ways that have the power to positively impact the lives of individuals everywhere.

The team takes great pride in serving its fans, local nonprofits, and the region at large, because to the Eagles, making the community proud is just as important off the field as it is on it.



COMMUNITY TUESDAYS

During the NFL season, Tuesdays are typically reserved as non-practice days for the team.

Many Eagles players use this opportunity to give back to residents in the Greater Philadelphia region through the Eagles Care Community Tuesday initiative.

Eagles players visit Children's Hospital of Philadelphia, elementary schools, food pantries, retirement facilities, Eagles Care partners, and more.



EAGLES CARE

The Eagles Care initiative, built off the belief that strong nonprofits build strong communities, connects the team with local organizations and works to strengthen each partner's impact on the community.

Through these partnerships, the Eagles devote their attention, support, and resources to ensure that each nonprofit's work is being amplified. Since 2013, the team has welcomed 30 nonprofits to the Eagles Care family.



EAGLES EYE MOBILE

The Eagles Eye Mobile powered by Vision To Learn travels to communities throughout the School District of Philadelphia, offering comprehensive eye exams and, if needed, prescription eyeglasses and follow-up care at no cost to families.


The Eagles Eye Mobile, which was founded by former Eagles Pro Bowl guard Jermaine Mayberry, has impacted more than one million children in the Greater Philadelphia area since 1996.

EAGLES SOCIAL JUSTICE FUND OF THE PHILADELPHIA FOUNDATION

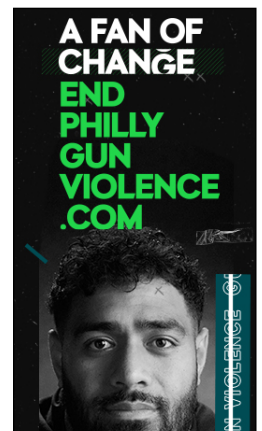

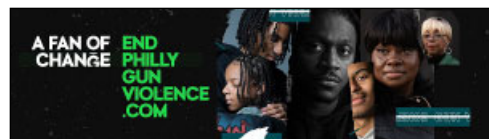
Established in 2018, the Eagles Social Justice Fund was formed to provide grants to organizations that work to reduce barriers to equal opportunity, with a specific focus on education, community and police relations, improving the criminal justice system, and other initiatives targeting poverty, racial equality, and workforce development in the Greater Philadelphia area.

The Eagles Social Justice Leadership Council is led by a panel of players and club executives who work to identify potential grant recipients and secure contributions to the Fund, which is built through one-to-one matching donations by players and the club.

Through the first six years, the program has provided area-based organizations with more than \$2.3 million in funding.



The Eagles' anti-gun violence campaign is aimed at combating the violence that thousands of Philadelphia residents face in their neighborhoods. In conjunction with local nonprofits and the City, the team created a resource website, EndPhillyGunViolence.com, which has been designed to aggregate information and steer young people to proven and effective help.







YOUTH FOOTBALL

The Eagles are dedicated to inspiring the next generation of Eagles fans by increasing participation in youth football across the Greater Philadelphia area.

The team accomplishes this through program development, equipment donations, and financial support. League platforms (NFL PLAY 60, NFL FLAG, Eagles Football Academy, 7v7 Tournaments) and grassroots partnerships (Leveling the Playing Field, Every Kid Sports, Positive Coaching Alliance) ensure that the game is being taught properly and setting the next generation up for success on the field.



“FLYING FORWARD” WITH INNOVATION



To help address the disparities in sports equipment for young female athletes, the Eagles launched a new sports bra line, FLY:FWD, in partnership with Operation Warm. The product has been conceptualized, engineered, and manufactured specifically for young girls and women competing in sport. The Eagles are the first NFL team to support female athletes through the donation of sports bras.

The first official set of FLY:FWD sports bras were distributed to female athletes at Northeast High School in August 2023. The event, supported by the Women’s Sports Foundation (WSF), featured Eagles quarterback Jalen Hurts, International Boxing Hall of Fame World Champion and WSF Past President Laila Ali, two-time World Cup Champion and two-time Olympic

Gold Medalist Carli Lloyd, and Women’s Professional Tackle Football Pioneer and Philanthropist Qiana “Star” Wright.

In the program’s first year, FLY:FWD sports bras were distributed to 30,000 girls in need throughout the Greater Philadelphia area.

The Eagles and Operation Warm announced this long-term, strategic partnership in February 2023, expanding on the team’s unprecedented \$100,000 equipment donation the year prior.

Recognizing the lack of access to female-specific sports equipment, the Eagles purchased approximately 6,000 sports bras in January 2022, which were then donated to Leveling the Playing Field to ensure every girl in need in the School District was equipped with a sports bra for competition.



EAGLES GIRLS FLAG INITIATIVE

To support and promote female participation in sport, the Eagles launched the state's first girls high school flag football league in 2022, featuring schools from the Philadelphia Public and Catholic Leagues. Within the first three seasons, the program expanded from 16 teams to 65 with the sport's popularity also growing on the western side of the state.

In July 2023, the PIAA designated girls flag football as an emerging sport in Pennsylvania. Less than a year later, in May 2024, the PIAA Board of Directors voted unanimously to take the first step in sanctioning girls flag football in the state.

The Eagles' support for girls flag football also includes the facilitation of learn-to-play, coaching, and officiating clinics, a girls flag sports performance combine, girls flag jamborees, and the girls flag championships, which have been hosted at the NovaCare Complex and Lincoln Financial Field.





The bond shared between the Eagles and their fans has always been a special one. It is a relationship that has existed for generations and is one that continues to grow stronger.

The Eagles are inspired by the year-round support they receive and it is that relentless passion that drives the organization to further connect with fans through unique experiences and programs.

Annual events like Women’s Football Festival, Yoga on the Field, the Eagles Draft Party, Kids Club activities, Battle at the Beach, and training camp public practices, among others, have enabled fans to connect with their favorite team, players, and franchise legends on a deeper level. Many of these programs have even developed into family traditions for some, bringing together loved ones from all around the country.

On and off the field, in season and out, the Eagles are proud to celebrate their fans in a variety of ways.





GO GREEN

INNOVATE. SUSTAIN.



The Eagles' sustainability journey began in 2003 with the opening of Lincoln Financial Field. Since then, the team's Go Green program has transformed into a company-wide, internationally recognized effort that works year-round to reduce the organization's environmental footprint in a financially responsible manner.

With the help of partners and fans, the Eagles have developed a multi-operational action plan that incorporates green energy production, recycling, composting, energy efficiency, ocean conservation, and reforestation, among other ventures.

The Eagles, who wear the color "green" with pride, are committed to serving as proud environmental stewards for a community that gives so much to them throughout the year.

PARTNERS IN SUSTAINABILITY



"SUSTAINABLE" SUCCESS



In June 2024, Lincoln Financial Field received LEED Platinum certification from the U.S. Green Building Council for its commitment to operational sustainability. Through design, construction, and operation practices that improve environmental and human health, LEED-certified buildings are helping to make the world more sustainable.



The Eagles are the first professional sports team in the world to receive the prestigious ISO 20121 Event Sustainability Management System certification.

ISO 20121 is an international standard designed to help organizations in the event and hospitality industry integrate sustainability into their management operations.



The Eagles are the first professional sports team in the U.S. to offset team travel emissions through Ocean Conservancy's Blue Playbook. The Eagles work closely with Ocean Conservancy and The Ocean Foundation on seagrass and mangrove coastal restoration efforts in Puerto Rico's Jobos Bay National Estuarine Research Reserve.



In September 2020, Lincoln Financial Field achieved Global Biorisk Advisory Council (GBAC) STAR accreditation. Under the guidance of GBAC, a Division of ISSA, the worldwide cleaning industry association, Lincoln Financial Field was recognized for implementing stringent protocols in the areas of cleaning, disinfection, and infectious disease prevention.

SUSTAINABILITY & ENVIRONMENTAL BIRDSEED

- First NFL stadium to recycle beverage containers through the utilization of reverse vending machines
- First professional sports team in North America to install a hydrogen refueling station to power its passenger vehicles
- First professional sports team in Philadelphia to switch from plastic straws to an eco-friendly alternative made from 100% renewable resources
- 10,456 solar panels have positioned Lincoln Financial Field to be among the greenest major sports facilities in the world
- Diverts more than 99% of waste from landfills through the team's energy-from-waste program
- Installation of water filtration fountains at the team's facilities has eliminated the use of more than one million plastic water bottles
- Implemented a closed-loop recycling program that collects bottle caps and turns them into new material for use at the stadium
- In partnership with West Pharmaceutical Services, 20 trees are planted for every successful field goal made by the Eagles
- The Bellwether District invests in community cleanup projects around Philadelphia for every touchdown scored by the Eagles
- Achieved a 50% wattage reduction by replacing the stadium's lights with patented, high-powered LED lighting technology
- Staff is equipped with sustainable rain ponchos made from sugarcane ethanol, a renewable raw material that has a carbon-negative life cycle



Home to the Super Bowl LII Champion Philadelphia Eagles, Lincoln Financial Field is a prime destination for world-class entertainment that offers a high-quality experience to fans in a safe, clean, and friendly environment.

In addition to Eagles home games, Lincoln Financial Field has become famous for showcasing high-profile sporting events and attractions throughout the year.

Since opening in August 2003, Lincoln Financial Field has played host to 51 star-studded concerts, 32 soccer matches featuring the world’s most distinguished clubs, WrestleMania XL, the iconic Army-Navy Game, NHL Stadium Series, NCAA Men’s Lacrosse Championships, Monster Jam, Temple University football, and many other marquee events. Looking ahead to 2026, Lincoln Financial Field will serve as one of 16 North American venues to host the FIFA World Cup.

A state-of-the-art facility located in the heart of Philadelphia, Lincoln Financial Field has become one of the world’s most admired stadiums for sports and entertainment due to its commitment to the fan experience.

FACTS & FIGURES

Broke Ground	May 7, 2001
Opened	August 3, 2003
Revitalized	Feb. 2012 - Aug. 2014
Capacity	69,879
Solar Panels	10,456
Playing Surface	Bermuda Grass
North End Zone HD Video Board	5,184 square feet
South End Zone HD Video Board	4,320 square feet
Concerts	51
Soccer Matches	32
Executive Suites	174
Concessions	62
Wi-Fi Connections	46,000
Home Record (Regular Season + Playoffs)	116-75-1
Twitter	@LFFStadium





HOME TO THE SUPER BOWL LII CHAMPION PHILADELPHIA EAGLES



WORLD TOURS & CONCERTS

- August 18, 2024 P!nk
- August 6-7, 2024 Zach Bryan
- June 11, 2024 Rolling Stones
- June 8, 2024 Kenny Chesney
- July 28-29, 2023 Luke Combs
- July 12, 2023 Beyoncé
- June 16, 2023 Billy Joel & Stevie Nicks
- June 3, 2023 Ed Sheeran
- May 12-14, 2023 Taylor Swift
- August 31, 2022 Rammstein
- July 14, 2022 The Weeknd
- June 18, 2022 Kenny Chesney
- June 8, 2022 Coldplay
- July 23, 2019 The Rolling Stones
- September 27, 2018 Ed Sheeran
- July 30, 2018 Jay-Z & Beyoncé
- July 13-14, 2018 Taylor Swift
- June 9, 2018 Kenny Chesney
- June 18, 2017 U2
- May 12, 2017 Metallica
- September 29, 2016 Beyoncé
- August 6, 2016 Coldplay
- July 14, 2016 Guns N' Roses
- June 25, 2016 Kenny Chesney
- June 5, 2016 Beyoncé
- September 1, 2015 One Direction
- August 30, 2015 Kevin Hart
- July 11, 2015 Kenny Chesney
- June 12-13, 2015 Taylor Swift
- August 15, 2014 Luke Bryan
- August 13-14, 2014 One Direction
- July 19-20, 2013 Taylor Swift
- June 8, 2013 Kenny Chesney
- June 16, 2012 Kenny Chesney
- August 6, 2011 Taylor Swift
- July 14, 2011 U2
- June 18, 2011 Kenny Chesney
- June 27, 2009 Kenny Chesney
- July 19, 2008 Kenny Chesney
- June 23, 2007 Kenny Chesney
- August 8, 9 & 11, 2003 Bruce Springsteen





NATIONAL & INTERNATIONAL SOCCER MATCHES



2026 FIFA WORLD CUP
 Lincoln Financial Field has been selected as a 2026 FIFA World Cup host venue. It is one of 16 stadiums across the United States, Canada, and Mexico to earn the prestigious honor.

- July 31, 2024
- March 22, 2024
- October 17, 2023
- July 23, 2023
- July 22, 2023
- August 29, 2019
- June 30, 2019
- July 25, 2018
- July 19, 2017
- June 14, 2016
- June 11, 2016
- June 9, 2016
- July 26, 2015
- August 2, 2014
- August 11, 2012
- August 10, 2011
- July 23, 2011
- May 29, 2010
- May 15, 2010
- April 10, 2010
- July 18, 2009
- September 13, 2008
- November 6, 2004
- August 2, 2004
- July 28, 2004
- September 25, 2003
- September 20, 2003
- August 3, 2003

Rivals in Red Tour:
 Arsenal vs. Liverpool FC
 Argentina vs. El Salvador
MexTour: Mexico vs. Germany
Premier League Summer Series:
 Newcastle United FC vs. Aston Villa FC
 Fulham FC vs. Brentford FC
Premier League Summer Series:
 Chelsea FC vs. Brighton & Hove Albion FC
Victory Tour: USWNT vs. Portugal
Gold Cup: USMNT vs. Curacao
Gold Cup: Jamaica vs. Panama
 Bayern Munich vs. Juventus
Gold Cup: USMNT vs. El Salvador
Gold Cup: Costa Rica vs. Panama
Copa America: Chile vs. Panama
Copa America: USMNT vs. Paraguay
Copa America: Uruguay vs. Venezuela
CONCACAF Gold Cup Final:
 Mexico vs. Jamaica
 AS Roma vs. Inter Milan
 Real Madrid vs. Celtic
 USMNT vs. Mexico
 Philadelphia Union vs. Real Madrid
 USMNT vs. Turkey
 Philadelphia Union vs. FC Dallas
 Philadelphia Union vs. DC United
Gold Cup: USMNT vs. Panama
Gold Cup: Canada vs. Honduras
 USWNT vs. Ireland
 USWNT vs. Denmark
 AC Milan vs. Chelsea
 Manchester United vs. Glasgow Celtic
 Women's World Cup
 Women's World Cup
 Manchester United vs. FC Barcelona

SIGNATURE & ANNUAL EVENTS

2024 PHILADELPHIA EAGLES MEDIA GUIDE



The Eagles Cheerleaders, comprised of both women and men, serve as entertainers and global brand ambassadors for the organization. Careers of current squad members include an analytical chemist, United States Air Force 2nd Lieutenant, pediatric oncology researcher, special education teacher, engineer, and medical illustrator.



The 32 members of the squad are socially conscious individuals with inspiring life experiences, utilizing their platform to make a positive impact through humanitarian work and participating in overseas goodwill military tours.



They are passionately involved in engaging today's youth and furthering the mission of the Eagles Autism Foundation. The squad is diverse, celebrates authenticity, and embraces meaningful connections with fans.

In addition to Eagles home games, the Eagles Cheerleaders perform on stage with top musical artists and appear at some of the world's most distinguished events.

