

2024 MEDIA GUIDE

MEDIA

Steelers

GUIDE

50 YEARS

SUPER BOWL

IX

2024 STEELERS

TABLE OF CONTENTS

MEDIA INFORMATION

- 2 2024 Steelers Schedule
- 3 2024 NFL Week-by-Week Schedule
- 6 2023 NFL Final Standings
- 6 Training Camp History
- 7 Acrisure Stadium Fun Facts
- 9 Steelers Media Guidelines
- 15 Acrisure Stadium Diagram
- 17 Steelers Ownership Group
- 18 Steelers Staff Directory

2023 COMMUNITY IMPACT REPORT

- 20 Community Initiatives
- 28 Inspiring Change
- 32 Art Rooney Award Dinner
- 34 Rock Steelers Style
- 36 Ed Block Courage Award
- 38 Player Initiatives
- 54 Legends Community
- 66 Gameday Activations
- 70 Walter Payton Man of the Year
- 72 Bart Starr Award

FOOTBALL STAFF

- 75 Mike Tomlin Bio
- 78 Coaches/Scouts/Staff Bios

2024 PLAYERS

- 110 Player Bios
- 386 Alphabetical Roster
- 387 Numerical Roster
- 388 Positional Roster
- 389 How the Roster Was Built

2023 SEASON IN REVIEW

- 391 Steelers Record When
- 392 Regular-Season Statistics
- 393 Defensive/Special Teams Statistics
- 395 Game Summaries
- 412 Starting Lineups
- 413 Player Participation
- 414 Season Highs
- 415 Opponent Season Highs
- 417 Big Yardage Games
- 418 Big Pass Plays
- 419 Completions By Distance
- 420 100.0+ Passer Rating
- 421 Big Run Plays
- 422 Big Plays (Game-by-Game)
- 423 Opponent Big Plays (Game-by-Game)
- 424 Big Returns
- 425 Drive Charts
- 429 Opening Drives
- 430 Drive Efficiency

- 431 Drive Production (Game-by-Game)
- 432 Opponent Drive Production (Game-by-Game)
- 433 Scoring Drives
- 434 Opponent Scoring Drives
- 435 Longest Drives
- 436 Opponent Longest Drives
- 437 Red-Zone Efficiency
- 439 Yards Gained by Down
- 440 Third-Down Efficiency/Opponent
- 441 Fourth-Down Efficiency/Opponent
- 442 Defensive Summaries
- 447 Sacks/Hits/Passes Defended
- 448 Defensive Stats (Game-by-Game)
- 449 Team Rankings
- 450 Week-by-Week Leaders
- 451 Week-by-Week NFL Rankings
- 452 Game-by-Game Offense
- 453 Game-by-Game Defense
- 454 Turnover Chart
- 456 Individual Passing Stats (Game-by-Game)
- 457 Individual Rushing Stats (Game-by-Game)
- 458 Individual Receiving Stats (Game-by-Game)
- 460 Individual Defensive Stats (Game-by-Game)
- 464 Individual Fumble Returns Stats (Game-by-Game)
- 465 Individual Interception Returns Stats (Game-by-Game)
- 466 Individual Special Teams Stats (Game-by-Game)
- 468 Individual Punting Stats (Game-by-Game)
- 469 Individual Field Goal Stats (Game-by-Game)
- 470 Individual Kickoff Returns Stats (Game-by-Game)
- 471 Individual Punt Returns Stats (Game-by-Game)

STEELERS HISTORY

- 473 History of the Steelers/Timeline
- 483 Steelers Super Bowl Recaps
- 491 Steelers in the Hall of Fame
- 497 Hall of Honor
- 499 Steelers All-Time Uniforms
- 501 Steelers Postseason Experience
- 502 Steelers in the Postseason
- 504 Steelers/Opponent Longest Plays
- 506 Coldest/Warmest Games—Records at Acrisure Stadium
- 507 Records/Attendance at Three Rivers Stadium

- 508 Monday/Thursday/Saturday/Sunday Night Records
- 511 Steelers Misc. Records
- 512 Steelers in Overtime
- 514 Biggest Wins/Losses
- 515 The Last Time (Regular Season)
- 517 The Last Time (Postseason)
- 520 Division Playoff Races
- 526 Steelers Quarterback Records
- 527 Steelers Attendance Records
- 530 91 Years with the Steelers
- 541 Preseason Results
- 544 Steelers vs. Opponents
- 556 Steelers in the Pro Bowl
- 566 Steelers All Pro
- 570 Steelers Honors and Awards
- 578 All-Time Roster
- 588 All-Time Coaches
- 589 All-Time Jersey Numbers
- 599 All-Time Draft Picks
- 616 Steelers Trades
- 620 Steelers Free Agency

STEELERS RECORDS

- 624 All-Time Individual Leaders
- 635 Team Records
- 641 Year-by-Year First Downs
- 642 Year-by-Year Offensive/Defensive Statistics
- 643 Misc. Offensive/Defensive Statistics
- 644 Year-by-Year Leaders
- 653 100/300-Yard Performances
- 671 All-Time Opponent Records
- 672 Final Regular-Season Statistics (since 1969)

Photo Credits:

All photos: Karl Roser/Abigail Dean/Jared Wickerham/
Aaron Anastasio/Pittsburgh Steelers except the following:
AP/Puskas: Rooney & Greene page 240, Webster page 251,
Cowher pages 223, 231 AP/Boehm: Three Rivers Stadium
page 238 AP/NFL Photos: Art Rooney Sr. page 232, Harris
page 270, Dungy page 236, Ham page 250 AP/Tomic:
Bradshaw page 251 AP Photo: Three Rivers Stadium page
234, Swann page 235, Lambert page 235, Dan Rooney
page 238, Harris page 241, McNally page 249 AP/
Duncan: Swann page 235 AP/Schwane: Stallworth page
235 AP/Long: Webster page 235 AP/Mills: O'Donnell
page 237 AP/Spinelli: Noll page 237, Polamalu page 314,
231, Shell page 231 AP/Drakin: Bettis page 239 AP/
Bazzone: Harrison page 239 AP/Terrell: Cowher page
239 AP/Blower: Bradshaw page 242 AP/Messerschmidt:
Stallworth page 243, Lambert page 251, Stallworth page
252, Woodson page 252, Kevin Greene page 252, Webster
page 277 AP/Trott: Steelers & Green Bay page 248 AP/
Stein: Art Rooney Sr. page 249 AP/Ivan Sportswire: Bettis
page 252 AP/Schummer: Spencer page 276 AP/Golob:
Stewart page 278 AP/Robbins: Polamalu page 253 AP/
Wright: Ward page 408

Design: Actual Size



2024

SEASON SCHEDULE

FRI AUG 09
7 PM PRE  VS

SAT AUG 17
7 PM PRE  VS

SAT AUG 24
1 PM PRE  AT

SUN SEPT 08
1 PM  AT

SUN SEPT 15
4:25 PM  AT

SUN SEPT 22
1 PM  VS

SUN SEPT 29
1 PM  AT

SUN OCT 06
8:20 PM SNF  VS

SUN OCT 13
4:05 PM  AT

SUN OCT 20
8:20 PM SNF  VS

MON OCT 28
8:15 PM MNF  VS

BYE WEEK 

SUN NOV 10
1 PM  AT

SUN NOV 17
1 PM  VS

THU NOV 21
8:15 PM TNF  AT

SUN DEC 01
1 PM  AT

SUN DEC 08
1 PM  VS

SUN DEC 15
4:25 PM  AT

SAT DEC 21
4:30 PM  AT

WED DEC 25
1 PM  VS

TBD TBD  VS



• Times and TV network may change due to flexible scheduling. All times are Eastern.

• Simulcast will be available on local, over-the-air stations.

2024 Regular Season NFL Schedule

(All Times Eastern)

WEEK 1

THURSDAY, SEPTEMBER 5

Baltimore at Kansas City 08:20pm

FRIDAY, SEPTEMBER 6

Green Bay at Philadelphia 08:15pm

SUNDAY, SEPTEMBER 8

Pittsburgh at Atlanta 01:00pm

Arizona at Buffalo 01:00pm

Carolina at New Orleans 01:00pm

Houston at Indianapolis 01:00pm

Jacksonville at Miami 01:00pm

Minnesota at N.Y. Giants 01:00pm

New England at Cincinnati 01:00pm

Tennessee at Chicago 01:00pm

Denver at Seattle 04:05pm

Las Vegas at L.A. Chargers 04:05pm

Dallas at Cleveland 04:25pm

L.A. Rams at Detroit 08:20pm

MONDAY, SEPTEMBER 9

N.Y. Jets at San Francisco 08:15pm

WEEK 2

THURSDAY, SEPTEMBER 12

Buffalo at Miami 08:15pm

SUNDAY, SEPTEMBER 15

Cleveland at Jacksonville 01:00pm

Indianapolis at Green Bay 01:00pm

L.A. Chargers at Carolina 01:00pm

Las Vegas at Baltimore 01:00pm

N.Y. Giants at Washington 01:00pm

N.Y. Jets at Tennessee 01:00pm

New Orleans at Dallas 01:00pm

San Francisco at Minnesota 01:00pm

Seattle at New England 01:00pm

Tampa Bay at Detroit 01:00pm

L.A. Rams at Arizona 04:05pm

Pittsburgh at Denver 04:25pm

Cincinnati at Kansas City 04:25pm

Chicago at Houston 08:20pm

MONDAY, SEPTEMBER 16

Atlanta at Philadelphia 08:15pm

WEEK 3

THURSDAY, SEPTEMBER 19

New England at N.Y. Jets 08:15pm

SUNDAY, SEPTEMBER 22

L.A. Chargers at Pittsburgh 01:00pm

Chicago at Indianapolis 01:00pm

Denver at Tampa Bay 01:00pm

Green Bay at Tennessee 01:00pm

Houston at Minnesota 01:00pm

N.Y. Giants at Cleveland 01:00pm

Philadelphia at New Orleans 01:00pm

Carolina at Las Vegas 04:05pm

Miami at Seattle 04:05pm

Baltimore at Dallas 04:25pm

Detroit at Arizona 04:25pm

San Francisco at L.A. Rams 04:25pm

Kansas City at Atlanta 08:20pm

MONDAY, SEPTEMBER 23

Jacksonville at Buffalo 07:30pm

Washington at Cincinnati 08:15pm

WEEK 4

THURSDAY, SEPTEMBER 26

Dallas at N.Y. Giants 08:15pm

SUNDAY, SEPTEMBER 29

Pittsburgh at Indianapolis 01:00pm

Cincinnati at Carolina 01:00pm

Denver at N.Y. Jets 01:00pm

Jacksonville at Houston 01:00pm

L.A. Rams at Chicago 01:00pm

Minnesota at Green Bay 01:00pm

New Orleans at Atlanta 01:00pm

New England at San Francisco 04:05pm

Washington at Arizona 04:05pm

Cleveland at Las Vegas 04:25pm

Kansas City at L.A. Chargers 04:25pm

Buffalo at Baltimore 08:20pm

MONDAY, SEPTEMBER 30

Tennessee at Miami 07:30pm

Seattle at Detroit 08:15pm

WEEK 5

THURSDAY, OCTOBER 3

(Byes: Detroit, L.A. Chargers, Tennessee)

Tampa Bay at Atlanta 08:15pm

SUNDAY, OCTOBER 6

N.Y. Jets at Minnesota 09:30am

Baltimore at Cincinnati 01:00pm

Buffalo at Houston 01:00pm

Carolina at Chicago 01:00pm

Cleveland at Washington 01:00pm

Indianapolis at Jacksonville 01:00pm

Miami at New England 01:00pm

Arizona at San Francisco 04:05pm

Las Vegas at Denver 04:05pm

Green Bay at L.A. Rams 04:25pm

N.Y. Giants at Seattle 04:25pm

Dallas at Pittsburgh* 08:20pm

Monday, October 7 08:15pm

New Orleans at Kansas City

WEEK 6

SUNDAY, OCTOBER 13

(Byes: Miami, Kansas City, Minnesota)

Jacksonville at Chicago 09:30am

Arizona at Green Bay 01:00pm

Cleveland at Philadelphia 01:00pm

Houston at New England 01:00pm

Indianapolis at Tennessee 01:00pm

Tampa Bay at New Orleans 01:00pm

Washington at Baltimore 01:00pm

Pittsburgh at Las Vegas 04:05pm

L.A. Chargers at Denver 04:05pm

Atlanta at Carolina 04:25pm

Detroit at Dallas 04:25pm

Cincinnati at N.Y. Giants* 08:20pm

MONDAY, OCTOBER 14

Buffalo at N.Y. Jets 08:15pm

WEEK 7

THURSDAY, OCTOBER 17

(Byes: Chicago, Dallas)

Denver at New Orleans 08:15pm

SUNDAY, OCTOBER 20

New England at Jacksonville 09:30am

Cincinnati at Cleveland 01:00pm

Detroit at Minnesota 01:00pm

Houston at Green Bay 01:00pm

Miami at Indianapolis 01:00pm

Philadelphia at N.Y. Giants 01:00pm

Seattle at Atlanta 01:00pm

Tennessee at Buffalo 01:00pm

Carolina at Washington 04:05pm

Las Vegas at L.A. Rams 04:05pm

Kansas City at San Francisco 04:25pm

N.Y. Jets at Pittsburgh* 08:20pm

MONDAY, OCTOBER 21

Baltimore at Tampa Bay 08:15pm

L.A. Chargers at Arizona 09:00pm

WEEK 8

THURSDAY, OCTOBER 24

Minnesota at L.A. Rams 08:15pm

SUNDAY, OCTOBER 27

Arizona at Miami 01:00pm

Atlanta at Tampa Bay 01:00pm

Baltimore at Cleveland 01:00pm

Chicago at Washington 01:00pm

Green Bay at Jacksonville 01:00pm

Indianapolis at Houston 01:00pm

N.Y. Jets at New England 01:00pm

Tennessee at Detroit 01:00pm

Buffalo at Seattle 04:05pm

New Orleans at L.A. Chargers 04:05pm

Carolina at Denver 04:25pm

Kansas City at Las Vegas 04:25pm

Philadelphia at Cincinnati 04:25pm

Dallas at San Francisco* 08:20pm

MONDAY, OCTOBER 28

N.Y. Giants at Pittsburgh 08:15pm

WEEK 9

THURSDAY, OCTOBER 31

(Byes: Pittsburgh)

Houston at N.Y. Jets 08:15pm

SUNDAY, NOVEMBER 3

Dallas at Atlanta 01:00pm

Denver at Baltimore 01:00pm

Indianapolis at Minnesota 01:00pm

L.A. Chargers at Cleveland 01:00pm

Las Vegas at Cincinnati 01:00pm

Miami at Buffalo 01:00pm

New England at Tennessee 01:00pm

New Orleans at Carolina 01:00pm

Washington at N.Y. Giants 01:00pm

Chicago at Arizona 04:05pm

Detroit at Green Bay 04:25pm

Jacksonville at Philadelphia* 08:20pm

MONDAY, NOVEMBER 4

Tampa Bay at Kansas City 08:15pm

WEEK 10

THURSDAY, NOVEMBER 7

(Byes: Cleveland, Green Bay, Las Vegas)

Cincinnati at Baltimore 08:15pm

SUNDAY, NOVEMBER 10

N.Y. Giants at Carolina 09:30am

Pittsburgh at Washington 01:00pm

Atlanta at New Orleans 01:00pm

Buffalo at Indianapolis 01:00pm

Denver at Kansas City 01:00pm

Minnesota at Jacksonville 01:00pm

New England at Chicago 01:00pm

San Francisco at Tampa Bay 01:00pm

Tennessee at L.A. Chargers 04:05pm

N.Y. Jets at Arizona	04:25pm	L.A. Rams at New Orleans	04:05pm	Detroit at Chicago	01:00pm
Philadelphia at Dallas	04:25pm	Tampa Bay at Carolina	04:05pm	L.A. Rams at N.Y. Jets	01:00pm
Detroit at Houston*	08:20pm	Philadelphia at Baltimore	04:25pm	N.Y. Giants at Atlanta	01:00pm
MONDAY, NOVEMBER 11		San Francisco at Buffalo*	08:20pm	New England at Buffalo	01:00pm
Miami at L.A. Rams	08:15pm	MONDAY, DECEMBER 2		Tennessee at Indianapolis	01:00pm
WEEK 11		Cleveland at Denver	08:15pm	Denver at L.A. Chargers	04:05pm
SUNDAY, NOVEMBER 17		WEEK 14		Minnesota at Seattle	04:05pm
(Byes: Arizona, Carolina, N.Y. Giants)		THURSDAY, DECEMBER 5		Jacksonville at Las Vegas	04:25pm
Baltimore at Pittsburgh	01:00pm	(Byes: Baltimore, Denver, Houston, Indianapolis, New England)		San Francisco at Miami	04:25pm
Cleveland at New Orleans	01:00pm	Green Bay at Detroit	08:15pm	Tampa Bay at Dallas*	08:20pm
Green Bay at Chicago	01:00pm	SUNDAY, DECEMBER 8		MONDAY, DECEMBER 23	
Minnesota at Tennessee	01:00pm	Cleveland at Pittsburgh	01:00pm	New Orleans at Green Bay	08:15pm
L.A. Rams at New England	01:00pm	Atlanta at Minnesota	01:00pm	WEEK 17	
Las Vegas at Miami	01:00pm	Carolina at Philadelphia	01:00pm	WEDNESDAY, DECEMBER 25	
Atlanta at Denver	04:05pm	Jacksonville at Tennessee	01:00pm	Kansas City at Pittsburgh	01:00pm
Cincinnati at L.A. Chargers	04:25pm	Las Vegas at Tampa Bay	01:00pm	Baltimore at Houston	04:30pm
Kansas City at Buffalo	04:25pm	N.Y. Jets at Miami	01:00pm	THURSDAY, DECEMBER 26	
Indianapolis at N.Y. Jets*	08:20pm	New Orleans at N.Y. Giants	01:00pm	Seattle at Chicago	08:15pm
MONDAY, NOVEMBER 18		Seattle at Arizona	04:05pm	SATURDAY, DECEMBER 28	
Houston at Dallas	08:15pm	Buffalo at L.A. Rams	04:25pm	Arizona at L.A. Rams	04:00pm
WEEK 12		Chicago at San Francisco	04:25pm	Atlanta at Washington	04:00pm
THURSDAY, NOVEMBER 21		L.A. Chargers at Kansas City*	08:20pm	Denver at Cincinnati	04:00pm
(Byes: Atlanta, Buffalo, Cincinnati, Jacksonville, New Orleans, N.Y. Jets)		MONDAY, DECEMBER 9		Indianapolis at N.Y. Giants	04:00pm
Pittsburgh at Cleveland	08:15pm	Cincinnati at Dallas	08:15pm	L.A. Chargers at New England	04:00pm
SUNDAY, NOVEMBER 24		WEEK 15		SUNDAY, DECEMBER 29	
Dallas at Washington	01:00pm	THURSDAY, DECEMBER 12		Carolina at Tampa Bay	01:00pm
Detroit at Indianapolis	01:00pm	L.A. Rams at San Francisco	08:15pm	Green Bay at Minnesota	01:00pm
Kansas City at Carolina	01:00pm	SUNDAY, DECEMBER 15		Las Vegas at New Orleans	01:00pm
Minnesota at Chicago	01:00pm	Baltimore at N.Y. Giants	01:00pm	N.Y. Jets at Buffalo	01:00pm
New England at Miami	01:00pm	Cincinnati at Tennessee	01:00pm	Tennessee at Jacksonville	01:00pm
Tampa Bay at N.Y. Giants	01:00pm	Dallas at Carolina	01:00pm	Dallas at Philadelphia	04:25pm
Tennessee at Houston	01:00pm	Kansas City at Cleveland	01:00pm	Miami at Cleveland*	08:20pm
Denver at Las Vegas	04:05pm	Miami at Houston	01:00pm	MONDAY, DECEMBER 30	
Arizona at Seattle	04:25pm	N.Y. Jets at Jacksonville	01:00pm	Detroit at San Francisco	08:15pm
San Francisco at Green Bay	04:25pm	Washington at New Orleans	01:00pm	WEEK 18	
MONDAY, NOVEMBER 25		Pittsburgh at Philadelphia	04:25pm	SUNDAY, JANUARY 5	
Baltimore at L.A. Chargers	08:15pm	Buffalo at Detroit	04:25pm	Cincinnati at Pittsburgh	04:00pm
WEEK 13		Indianapolis at Denver	04:25pm	Buffalo at New England	04:00pm
THURSDAY, NOVEMBER 28		New England at Arizona	04:25pm	Carolina at Atlanta	04:00pm
Chicago at Detroit	12:30pm	Tampa Bay at L.A. Chargers	04:25pm	Chicago at Green Bay	04:00pm
N.Y. Giants at Dallas	04:30pm	Green Bay at Seattle*	08:20pm	Cleveland at Baltimore	04:00pm
Miami at Green Bay	08:20pm	MONDAY, DECEMBER 16		Houston at Tennessee	04:00pm
FRIDAY, NOVEMBER 29		Chicago at Minnesota	08:00pm	Jacksonville at Indianapolis	04:00pm
Las Vegas at Kansas City	03:00pm	Atlanta at Las Vegas	08:30pm	Kansas City at Denver	04:00pm
SUNDAY, DECEMBER 1		WEEK 16		L.A. Chargers at Las Vegas	04:00pm
Pittsburgh at Cincinnati	01:00pm	THURSDAY, DECEMBER 19		Miami at N.Y. Jets	04:00pm
Arizona at Minnesota	01:00pm	Cleveland at Cincinnati	08:15pm	Minnesota at Detroit	04:00pm
Houston at Jacksonville	01:00pm	SATURDAY, DECEMBER 21		N.Y. Giants at Philadelphia	04:00pm
Indianapolis at New England	01:00pm	Houston at Kansas City	01:00pm	New Orleans at Tampa Bay	04:00pm
L.A. Chargers at Atlanta	01:00pm	Pittsburgh at Baltimore	04:30pm	San Francisco at Arizona	04:00pm
Seattle at N.Y. Jets	01:00pm	SUNDAY, DECEMBER 22		Washington at Dallas	04:00pm
		Arizona at Carolina	01:00pm		

* Sunday night games in Weeks 5-16 subject to change

AMERICAN FOOTBALL CONFERENCE												
EAST DIVISION												
TEAM	W	L	T	PCT	PF	PA	NET PTS	HOME	AWAY	CONF	DIV	STREAK
Buffalo Bills	11	6	0	.647	451	311	140	7-2-0	4-4-0	7-5-0	4-2-0	Won 5
Miami Dolphins	11	6	0	.647	496	391	105	7-2-0	4-4-0	7-5-0	4-2-0	Lost 2
New York Jets	7	10	0	.412	268	355	-87	4-5-0	3-5-0	4-8-0	2-4-0	Won 1
New England Patriots	4	13	0	.235	236	366	-130	1-8-0	3-5-0	4-8-0	2-4-0	Lost 2

NORTH DIVISION												
TEAM	W	L	T	PCT	PF	PA	NET PTS	HOME	AWAY	CONF	DIV	STREAK
Baltimore Ravens	13	4	0	.765	483	280	203	6-3-0	7-1-0	8-4-0	3-3-0	Lost 1
Cleveland Browns	11	6	0	.647	396	362	34	8-1-0	3-5-0	8-4-0	3-3-0	Lost 1
Pittsburgh Steelers	10	7	0	.588	304	324	-20	5-4-0	5-3-0	7-5-0	5-1-0	Won 3
Cincinnati Bengals	9	8	0	.529	366	384	-18	6-3-0	3-5-0	4-8-0	1-5-0	Won 1

SOUTH DIVISION												
TEAM	W	L	T	PCT	PF	PA	NET PTS	HOME	AWAY	CONF	DIV	STREAK
Houston Texans	10	7	0	.588	377	353	24	6-3-0	4-4-0	7-5-0	4-2-0	Won 2
Jacksonville Jaguars	9	8	0	.529	377	371	6	4-5-0	5-3-0	6-6-0	4-2-0	Lost 1
Indianapolis Colts	9	8	0	.529	396	415	-19	4-5-0	5-3-0	7-5-0	3-3-0	Lost 1
Tennessee Titans	6	11	0	.353	305	367	-62	5-4-0	1-7-0	4-8-0	1-5-0	Won 1

WEST DIVISION												
TEAM	W	L	T	PCT	PF	PA	NET PTS	HOME	AWAY	CONF	DIV	STREAK
Kansas City Chiefs	11	6	0	.647	371	294	77	5-4-0	6-2-0	9-3-0	4-2-0	Won 2
Las Vegas Raiders	8	9	0	.471	332	331	1	6-3-0	2-6-0	6-6-0	4-2-0	Won 1
Denver Broncos	8	9	0	.471	357	413	-56	5-4-0	3-5-0	5-7-0	3-3-0	Lost 1
Los Angeles Chargers	5	12	0	.294	346	398	-52	2-7-0	3-5-0	3-9-0	1-5-0	Lost 5

NATIONAL FOOTBALL CONFERENCE												
EAST DIVISION												
TEAM	W	L	T	PCT	PF	PA	NET PTS	HOME	AWAY	CONF	DIV	STREAK
Dallas Cowboys	12	5	0	.706	509	315	194	8-0-0	4-5-0	9-3-0	5-1-0	Won 2
Philadelphia Eagles	11	6	0	.647	433	428	5	6-2-0	5-4-0	7-5-0	4-2-0	Lost 2
New York Giants	6	11	0	.353	266	407	-141	4-4-0	2-7-0	5-7-0	3-3-0	Won 1
Washington Commanders	4	13	0	.235	329	518	-189	1-7-0	3-6-0	2-10-0	0-6-0	Lost 8

NORTH DIVISION												
TEAM	W	L	T	PCT	PF	PA	NET PTS	HOME	AWAY	CONF	DIV	STREAK
Detroit Lions	12	5	0	.706	461	395	66	6-2-0	6-3-0	8-4-0	4-2-0	Won 1
Green Bay Packers	9	8	0	.529	383	350	33	5-3-0	4-5-0	7-5-0	4-2-0	Won 3
Minnesota Vikings	7	10	0	.412	344	362	-18	2-6-0	5-4-0	6-6-0	2-4-0	Lost 4
Chicago Bears	7	10	0	.412	360	379	-19	5-3-0	2-7-0	6-6-0	2-4-0	Lost 1

SOUTH DIVISION												
TEAM	W	L	T	PCT	PF	PA	NET PTS	HOME	AWAY	CONF	DIV	STREAK
Tampa Bay Buccaneers	9	8	0	.529	348	325	23	4-4-0	5-4-0	7-5-0	4-2-0	Won 1
New Orleans Saints	9	8	0	.529	402	327	75	5-3-0	4-5-0	6-6-0	4-2-0	Won 2
Atlanta Falcons	7	10	0	.412	321	373	-52	5-3-0	2-7-0	4-8-0	3-3-0	Lost 2
Carolina Panthers	2	15	0	.118	236	416	-180	2-6-0	0-9-0	1-11-0	1-5-0	Lost 3

WEST DIVISION												
TEAM	W	L	T	PCT	PF	PA	NET PTS	HOME	AWAY	CONF	DIV	STREAK
San Francisco 49ers	12	5	0	.706	491	298	193	5-3-0	7-2-0	10-2-0	5-1-0	Lost 1
Los Angeles Rams	10	7	0	.588	404	377	27	5-3-0	5-4-0	8-4-0	5-1-0	Won 4
Seattle Seahawks	9	8	0	.529	364	402	-38	5-3-0	4-5-0	7-5-0	2-4-0	Won 1
Arizona Cardinals	4	13	0	.235	330	455	-125	2-6-0	2-7-0	3-9-0	0-6-0	Lost 1



TRAINING CAMP HISTORY

THE STEELERS

have held their annual training camp at several locations throughout club history before settling on their current camp home at Saint Vincent College. The 2020 season would've marked the 55th consecutive year that the Steelers held their preseason training camp in Latrobe, Pa. Unfortunately, the Steelers did not hold their annual training camp at St. Vincent in 2020-21 in order to adhere to the NFL's policies and guidelines for Covid-19 safety. The team returned its training camp to St. Vincent in 2022. The Steelers' 57-year tenure at Saint Vincent College ranks second in the NFL for training camp longevity, trailing only the Green Bay Packers, who held their preseason camp at St. Norbert College in DePere, Wisc., for 60 years. The final two weeks of the Steelers' 1966 training camp were held at Saint Vincent College after beginning camp at the University of Rhode Island.

The Steelers first full camp at Saint Vincent College took place in 1967.

The following is a complete list of places where the Pittsburgh Steelers have held their training camps, along with the years they were there:

LOCATION	YEARS
Moore Field (<i>Pittsburgh, Pa.</i>)	1933-37
St. Francis College (<i>Loretto, Pa.</i>)	1938-40
Hershey, Pa.	1941-42, 1945-46
Philadelphia, Pa.	1943
Waukesha, Wisc.	1944
Alliance College (<i>Cambridge Springs, Pa.</i>)	1947-51
St. Bonaventure College (<i>Allegany, N.Y.</i>)	1952-57
California State Teachers College (<i>California, Pa.</i>)	1958-60
Slippery Rock College (<i>Slippery Rock, Pa.</i>)	1961
West Liberty College (<i>Wheeling, W. Va.</i>)	1962-63
University of Rhode Island (<i>Kingston, R.I.</i>)	1964-66
Heinz Field (<i>Pittsburgh, Pa.</i>)	2020-21
Saint Vincent College (<i>Latrobe, Pa.</i>)	1966-2019, 2022-24


ACRISURE STADIUM FUN FACTS

68.4K
TOTAL SEATS

136
TOTAL SUITES

650
T.V. SETS

1.49M
SQUARE FOOTAGE



Owner: Sports and Exhibition Authority of Pittsburgh and Allegheny County

Developer: Pittsburgh Steelers

Tenants: Pittsburgh Steelers, University of Pittsburgh

Architect: HOK Sports

Construction Manager: Hunt Construction Group/Mascaro (A Joint Venture)

Ground Breaking: June 18, 1999

Club Seating: 8,799 seats

Club Lounges: 4 — UPMC Club and Club West are approximately 45,000 square feet; PNC Champions Club is approximately 25,300 square feet and North Club is approximately 19,300 square feet.

Restrooms: 32 women's, 31 men's and 8 family.

Concessions: 46 fixed concessions, 50 portable concession and 22 Portable bars.

Merchandise: 16 merchandise locations, four small stores, two memorabilia locations and one flagship store.

Locker Rooms: Steelers' locker room is 6,000 square feet, Panthers' locker room is 4,600 square feet and both visiting locker rooms are 2,600 square feet.

Scoreboards: Acrisure Stadium has two Daktronics HD LED video boards. The video board in the south end zone, updated prior to the 2017 season, increased 45% in size to 41 x 123. During the 2014 offseason a 35 x 72 foot video board was installed in the northwest corner of the stadium. Each board features a 13HD pixel layout and gives fans a perfect vantage point.

Playing Surface: The turf is a blend of four varieties of Kentucky Bluegrass, covering just over two acres. The soil is a twelve inch, sand-based root zone, meeting USGA specifications for particle size. Under the root zone approximately 40 miles of ¾ inch piping heat the soil. Below the heating system there is a four inch layer of pea gravel which contains drain pipes that empty into a 22-inch collector pipe surrounding the perimeter of the field.

Sight Lines: 60 feet from sideline to first row and 25 feet from end zone to first row.

Escalators: 17

Elevators: 7 Passenger and 2 Freight

Pedestrian Ramps: 4

FedEx Great Hall: Located on the ground level of the East side of Acrisure Stadium. The FedEx Great Hall is home to Pittsburgh Steelers and University of Pittsburgh memorabilia, Quaker Steak & Lube and Primanti Brothers.

Hall of Honor Museum: Located on the ground level of the East side of Acrisure Stadium. The Steelers Hall of Honor Museum is dedicated to promoting, preserving and celebrating Steelers football. The Hall of Honor Museum is home to nearly 50 inductees and over 10,000 square feet of Steelers history. The museum provides opportunities for fans to learn more about the franchise, view rare artifacts preserved by the team, and relive the biggest moments and people in Steelers history.

High School Murals: Throughout Acrisure Stadium there are 60 murals from area high schools that have won a WPIAL or City League Football Championship.

WPIAL Champions at Acrisure Stadium: Opened for the 2014 season, the display honors every WPIAL Champion since 2001, the first year of Acrisure Stadium.

South Plaza Expansion: An additional 2,633 seats were added to Acrisure Stadium prior to the start of the 2015 season. The new seats are a mixture of general reserved seating, club seating and an additional five suites. The South Plaza also offers three new premium concessions, Burgatory, "Mac N'at" and Papa John's Pizza.

Improved Technology: Evolv security screening technology was added to gates establishing an arrival process for guests that is notably swifter and exceptionally safeguarded. Guests can simply walk through these systems unimpeded, without having to remove personal items (e.g. keys, cell phones, coats or bags), all the while maintaining the highest degree of weapons detection accuracy.

As part of an updated agreement with Ticketmaster, pedestal scanners have been installed at all entrances, club areas, and suites. This advancement aims to facilitate a rapid and touchless ticket scanning process, ensuring a faster and more convenient entry experience.

Cash registers have been equipped with a new point of sale system to better cater to guests, optimizing transactions to enable quicker checkouts and reducing wait times at our concession stands.

Upgraded Food and Beverage: Additional Walk-Thru Brus and Drink Mkts were added, which feature grab-and-go beverage models paired with smart-checkout devices, throughout the stadium. A new self-service soda refill station, located in the upper deck, was also added so fans can fill up quickly and get back to the game.

Guests can skip the lines by taking advantage of newly improved mobile ordering on gameday, available via the Steelers Mobile App. Fans can place their order from their seat and pick up at designated concession locations.

New Locations & Concepts: Six Little Caesars pizza outlets were introduced throughout the stadium to pair with additional locations of fan favorites Auntie Anne's and Caliente Pizza. These new locations will help broaden both the quality and variety of offerings throughout the stadium.

Steel City Classics, a new walk-in express area, located in the east and west upper deck, allows fans to select their favorite concessions and checkout themselves, so they can quickly get back to the game.

New food and beverage items were added to the roster including delights like fudge puppies, chipped ham grilled cheese, poutine tots, and more. At all Spirits 33 locations, fans can look for two new signature cocktails featuring Dubliner Irish Whiskey in a Steelers mason jar, that fans can take home.

Gameday Entertainment: Steelers Nation can expect a revitalized pregame with new features and fan traditions that will get them excited for the game. Fans are encouraged to arrive at their seats 20 minutes before kickoff to not miss a moment. Throughout the game, fans will notice new music and video entertainment, along with interactive games featuring a helmet shuttle, fan filters, and more.

First Down Line & Down and Distance: The team is bringing some of the standard Network TV broadcast game elements to the stadium. Now fans will be able to follow the flow of the game on the scoreboard more easily through a yellow first down line and easy-to-read Down & Distance graphics.

Next Gen Stats: A new statistical feature that provides fans with deeper, more detailed game and player statistics will be on display each game day.

Commercial Clock: This new feature allows fans to understand how much time is left in Network TV timeouts, a critical countdown to when live game action will return to the field.

Tours: Fans can elevate their weekend by booking a tour at Acrisure Stadium. Still in its first year since opening, the Steelers Hall of Honor Museum has quickly become a bucket list destination for any fan. Guests can also go behind the scenes with an iconic stadium tour.

Pregame Activations: Stage AE, Art Rooney Ave & Gate A lawn will feature legend meet and greets and several new photo opportunities including a 360-degree booth, a HERE WE GO sign, live music, and more. The FedEx Great Hall features the newly revealed Franco Harris retired jersey display and will also host an exclusive pregame Q&A session with a Steelers Legend each gameday.

Pro Shop: Steelers Pro Shop locations have been revamped throughout the stadium and are the best places to get new 2024 exclusive Steelers apparel and items sourced directly from the team.

Student Rush: College students now have the chance to secure exclusive tickets to each of our home games via this brand-new program. All fans can visit the newly designated area behind the south scoreboard for a variety of photo ops and city views.

MEDIA INFORMATION

COMMUNICATIONS STAFF

Burt Lauten, Senior Director of Communications
Michael Bertsch, Assistant Director of Communications
Angela Tegnella, Communications Manager
MacKaiya Cherry, Communications Coordinator
Spencer Krock, Communications Intern

COMMUNICATIONS CONTACT INFORMATION

During the Week

Direct—(412) 432-7820

Main—(412) 432-7800

Fax—(412) 432-7878

Game Day (Acrisure Stadium)

Press Box—(412) 697-7198

Media Workroom—(412) 697-7700, x-6530

Steelers on NFL OMG

- The Steelers media website is www.NFLOMG.com. Please follow the link and click on the Steelers logo to access the team's page.
- For general access to the NFL OMG site, use the following user name (steelersmedia) and password (steelersmedia).
- For customized access to the NFL OMG site, please email **Michael Bertsch** at BertschM@steelers.nfl.com, **MacKaiya Cherry** at CherryM@steelers.nfl.com and/or **Spencer Krock** at KrockS@steelers.nfl.com. An account will be setup that utilizes your email address as your username and "SteelersMedia" as your password.
- The Steelers interactive site will contain the complete 2024 Media Guide, all weekly game releases, player bios and rosters, Steelers staff information and bios, weekly flip cards, a game tracker, all Steelers team and individual records and statistics, Steelers historical information, daily press releases and transcripts and much more.
- The game releases and media guide are updated weekly during the season and available in a PDF format. Team notes, player bios, team and individual records, miscellaneous stats and game summaries are updated following each game and posted on the site.
- On gamedays, the site will host live statistics, updated player notes, postgame quotes and more. It is an easy-to use, one-stop shop for all media needs and information regarding the Steelers.

PRESS INFORMATION

All Steelers press releases and media advisories are posted on the Communications' department X account — [@SteelersPRDept](https://twitter.com/SteelersPRDept). The team's weekly media packets are distributed via email and are posted on the team's Media site — www.NFLOMG.com.

Please contact Steelers Communications to be added to the team's email distribution list for all press releases and media advisories.

Media can access the latest league press information by visiting the NFL's media site at www.nflmedia.com. The NFL's official website address is www.nfl.com.

Additional NFL news and labor-related information can be found at www.nflabor.com.

DRIVING DIRECTIONS

Directions To Acrisure Stadium From Airport

- Merge onto I-376 E toward Pittsburgh/Turnpike East/I-79
- I-376 East becomes I-279 North
- Continue on I-279 and take exit 1B on the left toward North Shore
- Turn slight left onto Reedsdale Street.
- Left onto Allegheny Avenue, which becomes North Shore Drive
- Follow North Shore Drive, which circles Acrisure Stadium.

Directions To Airport From Acrisure Stadium

- Head South on Art Rooney Avenue toward W General Robinson Street.
- Turn Left onto W General Robinson Street.
- Turn Left onto Tony Dorsett Drive
- Turn left onto Reedsdale Street and merge onto I-279 South toward I-376 East/Fort Pitt Bridge/Airport/Monroeville.
- Continue on I-279 South and it becomes I-376 West.
- Take PA-576-TPKE E exit, EXIT 6, toward US-22/Airport
- Take exit, US 22 West toward Airport.

Directions To UPMC Rooney Sports Complex From Airport

- Take Route 60 South toward Pittsburgh, which turns into I-279 North.
- Follow I-279 North through Fort Pitt Tunnel. Get in right lane before entering tunnel.
- Exit tunnel and follow sign toward 376 East/Monroeville.
- Get in left lane and exit left at Grant Street exit (it will be your first exit).
- Go through light and make first right turn at next light onto First Avenue.
- Make second left turn onto "B" Street.
- Make first right turn onto Second Avenue.
- Follow Second Avenue past 10th Street Bridge to the Hot Metal Bridge (29th Street).
- Turn right onto Hot Metal Street/29th Street and cross the Hot Metal Bridge.
- At the end of the bridge make an immediate left at the first light onto South Water Street.
- The Steelers offices are located in the fourth building on the right.

Directions To Airport From UPMC Rooney Sports Complex

- Turn left out of parking lot and go to first light.
- Turn right at light and cross Hot Metal Bridge.
- Turn left at light onto Second Avenue.
- Follow Second Avenue past 10th Street Bridge (on left) and Armstrong Tunnels (on right).
- Continue past next light and make a left on "B" Street.
- Make first right onto First Avenue and continue two blocks to light.
- Turn left onto Grant Street and stay in left lane.
- Follow signs toward I-279 South/Fort Pitt Tunnel/Airport.
- Go through Fort Pitt Tunnel and continue on I-279 South and it will turn into US 22 West/US 30 West.
- Take US 22 West toward Airport.

Directions To Steelers Training Camp From Pittsburgh (West)

- Follow I-376 East approximately 12-13 miles to the Pennsylvania Turnpike/I-76.
- Follow the Turnpike/I-76 East for approximately 11 miles.
- Take first exit (Exit #7 - Irwin) and follow signs for Route 30 East.
- Continue on Route 30 East for approximately 18 miles.
- As you come down a long hill just before getting to Latrobe, you will see a sign on the right for St. Vincent College at a traffic light.
- Turn left onto the St. Vincent campus.
- Follow the road to the right and loop left to the guard gate.
- If you arrive at Arnold Palmer Airport (on right), you've gone too far on Route 30.

Directions To Steelers Training Camp (East)

- Follow Pennsylvania Turnpike/I-76 West to New Stanton.
- Follow Route 119 North to Route 30 East.
- Follow Route 30 East to Latrobe.
- As you come down a long hill just before getting to Latrobe, you will see a sign on the right for St. Vincent College at a traffic light.
- Turn left onto the St. Vincent campus.
- Turn left just prior to the practice fields.
- If you arrive at Arnold Palmer Airport (on right), you've gone too far.

CREDENTIALS

Single-Game and Season: To submit a credential request to cover a Pittsburgh Steelers home game in 2024, please submit a formal request through the media credentialing portal. **Please note:** A submitted application does **NOT** guarantee admittance and clearance. The Steelers reserve the right to deny access to any media outlet/media member at their discretion. The decision to issue credentials to a media outlet for the purposes of covering a Pittsburgh Steelers home game is determined by a variety of factors. It is the responsibility of the party submitting the credential request to confirm credential status.

All credential requests **MUST** be accompanied by a forward-facing headshot.

For additional questions please email **Angela Tegnella** at Tegnella@steelers.nfl.com.

GAME DAY

Parking

Parking at and around Acrisure Stadium is limited and not all credentialed media will receive a parking pass. Following are additional game day parking recommendations for media who do not receive parking passes:

Utilize parking areas Downtown, in Station Square, Rivers Casino garage or one of the Port Authority's Park and Ride Lots.

Downtown parking is available at eight (8) Pittsburgh Authority Garages, the Mon Wharf and the Convention Center. Recommended private garages include the Brunner Advertising Building, the PPG Building, Fifth Avenue Place and US Steel Building.

From Downtown parking lots, media can access Heinz Field via sidewalks on the Roberto Clemente Bridge and the Ft. Duquesne Bridge.

Reserved, pre-sold parking lots around the stadium open five hours before kickoff.

Satellite truck parking requests must be submitted by completing the satellite parking request form which can be obtained by emailing Jessi Sabatini (SabatiniJ@Steelers.nfl.com). Questions regarding satellite parking should be directed to Jessi Sabatini.

Television trucks will park in the satellite truck lot located on Allegheny Avenue, across from the Carnegie Science Center, adjacent to the stadium.

Due to limited space, all requests will not be granted. Requests should be submitted no later than the Monday leading up to a Sunday game.

Will Call

Media Will Call is located at Acrisure Stadium next to the Steelers' administrative offices entrance on Allegheny Avenue, across from the Carnegie Science Center.

All media picking up credentials on game day must do so at Media Will Call.

Media Will Call opens four hours prior to kickoff.

A valid form of government-issued photo identification is required to pick up credentials.

Media Will Call is not the same as the general ticket Will Call window, which is located between the Great Hall and Gate B on the northeast side of Acrisure Stadium.

Phone Lines

Media interested in setting up a game day phone line at Acrisure Stadium should log onto www.acrisurestadium.com/media-phone-line-request/. Please contact Greg Hoyer with any questions at (412) 697-7147.

Frequency Coordinator

Please be advised that the holder of NFL game credentials employing a wireless radio frequency device such as a wireless microphone, communications radio, etc. (cell phones excluded) must submit their request(s) to the NFL's Event Frequency Coordination system by visiting <https://EFC.NFL.NET>. If you have frequency-related questions, please email Otto Schellin at EFCSteelers@NFL.com. Please distribute this information to your media.

Internet

The press box and photo rooms at Acrisure Stadium are equipped with wireless internet access. You will be supplied with this information in those areas.

Directions to Acrisure Stadium Locker Rooms (from Press Box)

Steelers: Exit press box to the left to elevator bank. Take elevator to ground level. Proceed straight through Steelers Administrative Offices lobby to rear doors. Walk through doors approximately 30 feet and Steelers locker room is on your right. For the Steelers interview room, make a sharp right prior to the rear doors of the Steelers lobby.

Visitors: Exit press box to the left to elevator bank. Take elevator to ground level. Proceed straight through Steelers Administrative Offices lobby to rear doors. Proceed through the rear lobby doors and make a left. Follow corridor about 50 yards. The visiting locker room is on your right. The visiting interview room is inside the locker room entrance.

TRAINING CAMP

Credentials

Media seeking credentials to the Steelers training camp must first contact the team's media relations department for approval by emailing **Spencer Krock** at KrockS@steelers.nfl.com. Guidelines will be provided at that time. The Steelers reserve the right to deny media credentials to the team's training camp. Requests will be reviewed on a case-by-case basis.

UPMC Rooney Sports Complex Practice Field Access

Credentialed print and electronic media are allowed to watch Steelers practices in their entirety. All media must be at field level. Media are prohibited from watching practice from the hillside without prior approval from the team's media relations department. Videotaping any portion of practice from the hillside or other remote locations is strictly prohibited. All access guidelines will be explained to media upon arrival.

All photographers (still and video) are allowed to tape warm-ups and individual position drills. Photographers are prohibited from taping any one-on-one or team drills, including 7-on-7 drills or anytime players are in a team formation.

Media are allowed to tape stand-ups during the designated periods when video cameras may shoot practice, any other exceptions must be cleared through Steelers' media relations.

Media are prohibited from interacting with players and coaches during practice.

In the event of inclement weather, the team may be forced to practice indoors. Media may be allowed to attend indoor practices (at the team's discretion), but access will be limited.

Media are asked to silence cell phones and pagers before entering the practice area.

The Steelers reserve the right to change their access policy without prior notice.

IN SEASON/OFF-SEASON

UPMC Rooney Sports Complex

All Steelers daily football operations take place at the team's headquarters at the UPMC Rooney Sports Complex and not at Acrisure Stadium. Coaches and players are at Acrisure Stadium only on game days.

Media will also sign in at the front desk upon arrival and receive a day badge. Badges must be worn at all times.

All media must remain in the team's media workroom while at the team's headquarters. The team's first and second floor lobby areas are not to be used for workspace or to conduct interviews.

Media are to access the practice fields from the security gate located on the West end of the facility.

Media setting up for sit-down interviews must be chaperoned to designated areas by Steelers' media relations.

Coaching offices and team meeting rooms are off limits to media. Interviews and any videotaping in the Steelers parking lot are prohibited. The team requires all interviews at the team's headquarters only be conducted in the team's locker room and other areas specifically designated by the team's media relations department.

While we understand the importance of breaking news, our expectation is that all media that cover the team will respect club policies that close walk-thru's and offseason workouts to the media, and that media will not resort to alternate means of recording those sessions even from a remote location. Media that continue to violate this request may have their access to the team's practice facility or on game days subject to review.

Press conferences, media availabilities, open practice sessions and other Steelers activities at the UPMC Rooney Sports Complex or Acrisure Stadium may not be broadcast live by an individual or media outlet. This includes the use of social media applications such as Ustream, Periscope and Meerkat, among others.

UPMC Rooney Sports Complex Camera Credential Policy

The Pittsburgh Steelers require all visiting media who intend to use any type of electronic recording device to comply with the following policies when covering the team at club practices or events. The policies govern the online use of audio and video interviews and press conference content on non-game days and weekdays. These rules are designed to enable news organization websites to “illustrate” their coverage of the NFL with daily audio/video sound bites that supplement and complement the work of their reporters and columnists:

- All media members are required to wear credentials when on-site covering the Steelers at team headquarters.
- Camera operators may shoot video and still photos only in designated areas at the Steelers headquarters. These areas include and are limited to the practice field, locker room, media workroom and areas designated by the club’s media relations department only. Still photographers do not have access to the locker room.
- Up to 90 seconds per day of audio and/or video of interviews or press conferences with NFL employees (including, but not limited to, players and coaches) or of team practice footage may be used on the Internet by credentialed news organizations. The content may not be used live and may be archived for no more than 24 hours. This applies to both game days and non-game days.

Video/audio material comprised entirely of a credentialed media organization employee providing commentary or analysis, including stand-up video/audio material shot on the field or at other stadium or club facility locations (subject to generally applicable safety and venue management restrictions or shooting locations and times), may be distributed via media organizations’ Internet sites.

The usage conditions are as follows:

- The page featuring the audio/video must provide links to **NFL.com** and the corresponding club site. For example: For more info, go to **www.nfl.com** and **www.steelers.com**.
- The content may be used only in an editorial context (such as in links that illustrate stories or in multimedia news sections) and may not be presented in stand alone multimedia entertainment sections of third party websites.
- No integrated advertising is permitted. Footage may appear on pages with banners and contextual ads, but the ads may not be specifically related to the NFL audio/video content.

Practice Field Access

Only local Pittsburgh media are allowed to watch Steelers practices. All access guidelines will be explained to media upon arrival.

Out of town media are prohibited from watching any portion of the team’s practices.

All photographers are allowed to tape warm-ups and individual position drills. Photographers are prohibited from taping any one-on-one or team drills, including 7-on-7 drills or anytime the players are in a team formation.

Media are allowed to tape stand-ups during the designated periods when video cameras may shoot practice.

Media may not shoot video of the team leaving the field at the end of practice.

Any other exceptions must be cleared through Steelers’ media relations.

Media are prohibited from interacting with players and coaches during practice.

Media are asked to silence cell phones and pagers before entering the practice area.

The Steelers reserve the right to change their access policy without prior notice.

Media are to access the practice fields from the first floor only.

Interviews

All interview requests must be approved by the Steelers' communications department. The Steelers ask that media respect the privacy of players/coaches/staff and refrain from approaching any members of the organization or their families at their places of residence. Media that continue to violate this request may have their access to the team's practice facility or on game days subjected to review.

Players are generally available in the locker room only at lunchtime and/or after practice on Mondays, Wednesdays and Thursdays. Players are available in the locker room after practice only on Fridays. Player interviews are not to be conducted on the practice field or in other areas outside of the locker room, including the parking lot area, without prior approval from the Steelers' media relations department. Still photographers are not allowed in the Steelers' locker room.

Coach Tomlin will hold a weekly press conference every Tuesday at noon in the Steelers' media workroom. He will also be available after practice on Wednesdays and Fridays (upon request) in the media workroom.

The team's Offensive, Defensive, and Special Teams Coordinators will generally be available on Thursdays. Assistant coaches are available only with the approval of the Steelers' media relations department. The best time to interview assistant coaches is as they leave the field after practice.

Only Coach Tomlin will be available to media on game days. Assistant coaches are not available for interviews on game days.

All interview requests for Steelers' owners, front office or other football/non-football staff must first be approved by Steelers' communications.

Live shots are allowed in designated areas at Steelers' headquarters. Steelers' media relations must be notified in advance of any TV live shots.

Satellite trucks are required to park on the side of the Steelers' practice facility (near the train tracks). Media must seek prior approval for any exceptions.

TV/radio sit-down interviews must be approved in advance by Steelers' communications.

Interviews of any kind are prohibited in the team's cafeteria.

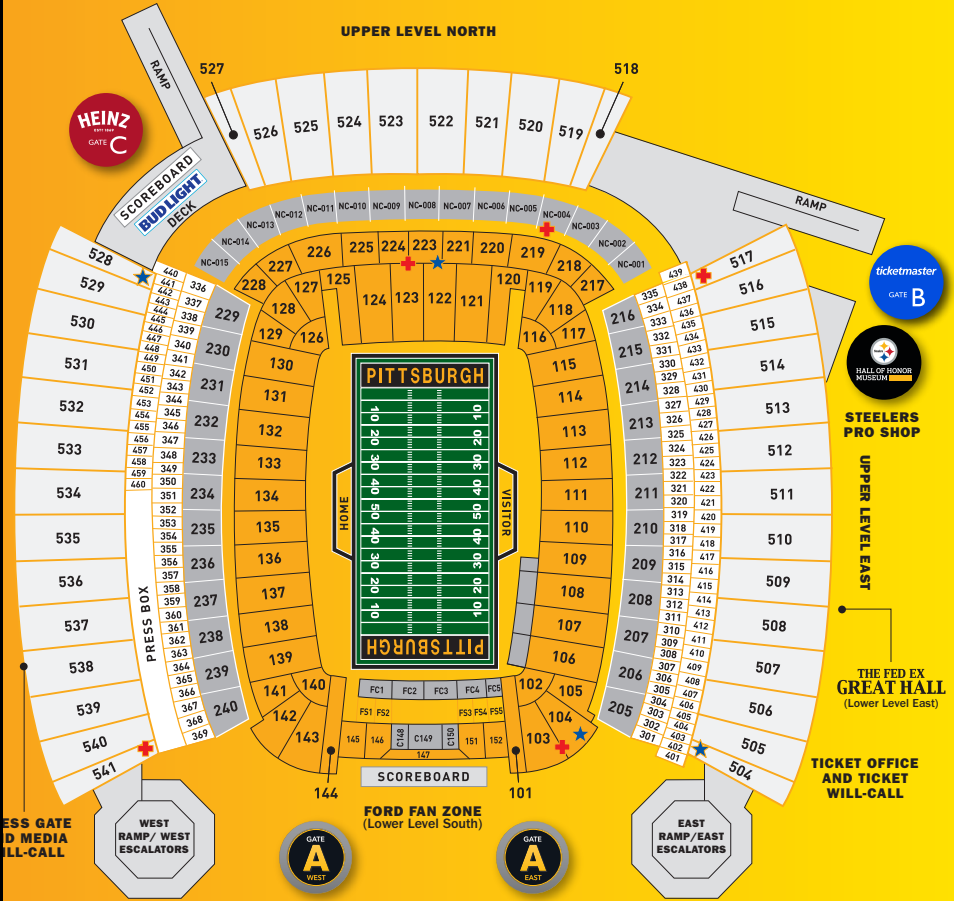
Parking

All media are required to park on the opposite side of the Steelers' indoor practice facility from the team's offices.

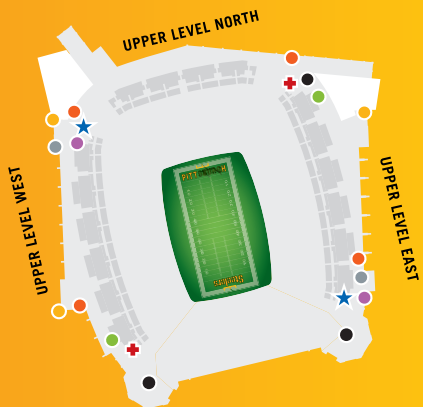
Media with physical disabilities should make prior arrangements with Steelers' media relations for access to handicapped parking.



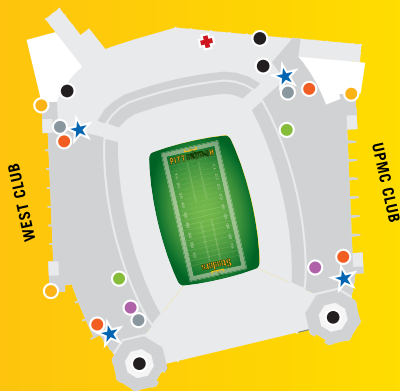
ACRISURE STADIUM



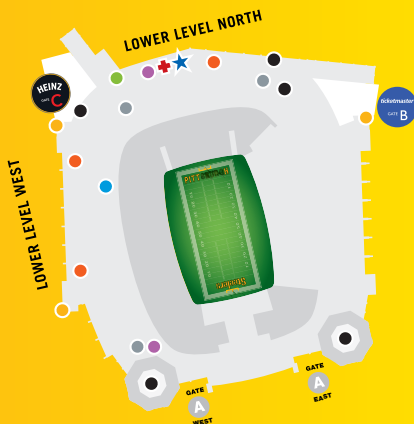
UPPER LEVEL



CLUB LEVEL



LOWER LEVEL



LOOKING FOR SOMETHING?

- ATM
- FAMILY RESTROOM
- ESCALATOR
- ★ GUEST SERVICES
- MERCHANDISE
- REVERSE ATM
- ELEVATOR
- PHONE
- + FIRST AID

OWNERSHIP GROUP

MEDIA INFORMATION

FOOTBALL STAFF

2024 PLAYERS

2023 IN REVIEW

STEELERS HISTORY

RECORDS



Art Rooney II



Rob Citrone



Paul Evanson



Doug Lebda



Jack McGinley



Larry Paul



Stephen Paul



Bruce Rauner



Art Rooney, Jr.



Brian Rooney



Dan Rooney Jr.



Sean Rooney



Paul Sams



John Stallworth



Benjamin Statler



Scott Swank



Thomas Tull



Peter Varischetti



Mike Wilkins

NC Revocable Trust
Not Pictured

UPMC ROONEY SPORTS COMPLEX

3400 South Water Street
Pittsburgh, PA 15203
Main switchboard: 412-432-7800



ADMINISTRATION

Arthur J. Rooney II, President
Arthur J. Rooney Jr., Vice President
Diane Lowe, Executive Assistant

COACHING

Mike Tomlin, Head Coach
Teryl Austin, Defensive Coordinator
Arthur Smith, Offensive Coordinator
Danny Smith, Special Teams Coordinator
Tom Arth, Quarterbacks Coach
Zach Azzanni, Wide Receivers Coach
Grady Brown, Secondary Coach
Aaron Curry, Inside Linebackers Coach
Karl Dunbar, Defensive Line Coach
Eddie Faulkner, Running Backs Coach
Denzel Martin, Outside Linebackers Coach
Pat Meyer, Offensive Line Coach
Alfredo Roberts, Tight Ends Coach
Mike Sullivan, Senior Offensive Assistant
Matt Baker, Offensive Assistant
Mateo Kambul, Offensive Assistant
Anthony Midgett, Assistant Secondary Coach
Isaac Williams, Assistant Offensive Line Coach
Jason Brooks, Defensive Quality Control Coach
Darrel Young, Director of Player Development
Phil Matusz, Head Strength & Conditioning Coach
Justus Galac, Assistant Strength & Conditioning Coach
Roderick Moore, Sports Science Coordinator/
Strength & Conditioning
Tyler Judkins, Strength & Conditioning Assistant
Garrett Glemont, Senior Coaching Assistant
Chrissy Bulger, Administrative Assistant
Mia Daudet, Administrative Assistant

FOOTBALL OPERATIONS

Omar Khan, General Manager
Dan Rooney Jr., Vice President of Player Personnel
Andy Weidl, Assistant General Manager
Sheldon White, Director of Pro Scouting
Quentin Harris, Senior Personnel Assistant
Mark Sadowski, Director of Player Scouting
Max Gruder, Assistant Director of Player Scouting
Dan Colbert, Director of College Scouting
Kelvin Fisher, Senior Scouting Assistant
Mark Bruener, College Scout
Chidi Iwuoma, College Scout
Chris Watts, College Scout
Zack Crockett, College Scout
Jarrold Highberger, College Scout
Jim Ward, College Scout
Jimmy Noel, College Scout
Dennis MacInnis, Pro Scout
Matt McCright, Bleisto Scout
Casey Weidl, Scouting Coordinator
Cole Marcoux, Director of Football Administration
Aidan Hennessey-Niland, Team Operations Coordinator
Tosin Kazeme, Football Analytics Coordinator

Donovan Moore, Football Analyst
Maureen Mannion, Administrative Assistant
Anthony Rooney, Scouting Intern
Jacob Clancy, Scouting Intern
Keaton Hunt, Scouting Intern

COMMUNICATIONS

Burt Lauten, Senior Director of Communications
Michael Bertsch, Assistant Director of Communications
Angela Tegnella, Communications Manager
MacKalya Cherry, Communications Coordinator
Spencer Krock, Communications Intern

FOOTBALL EQUIPMENT

Adam Regan, Equipment Manager
Patrick Noone, Field Manager/Assistant Equipment Manager
Derek Rinehart, Equipment Assistant
Kyle Powers, Equipment Intern

VIDEO

Kory Hartbauer, Video Operations Coordinator
Todd Lewis, Video Logistics Coordinator
Audy Lizanich, Video Services
Luke Norwig, Video Assistant

ATHLETIC TRAINING

Gabe Amponsah, Head Athletic Trainer
Sonia Ruef, Associate Athletic Trainer
Jon Andino, Associate Athletic Trainer/
Rehabilitation Coordinator
Daveon Lee, Associate Athletic Trainer
Ramon Ramirez, Assistant Athletic Trainer
Kim Schwabenbauer, Nutritionist
Brad Kluber, Chiropractor

MEDICAL

James P. Bradley, M.D., Orthopedic Surgery
Jeanne Doperak, M.D., Primary Care Sports Medicine
Aaron Mares, M.D., Primary Care Sports Medicine
Craig Mauro, M.D., Orthopedic Surgery
David Okonkwo, M.D., Neurosurgery

BUSINESS OFFICE

David Morehouse, Executive Vice President for Strategy
Doug Stuver, Vice President of Finance
Jodie Spagnoli, Controller
Jenny Shaeffer, Director of Human Resources
Matthew Wilson, Director of Diversity and Inclusion
Cristal Joyce, Senior Project Manager
Klavin Boyd, Accounting Manager
Caroline DeFrank, Senior Accountant
Mary Beth Gilbert, Senior Accountant
Kelly Serafin, Payroll/Benefits Coordinator
Jody Lubawski, Stadium Controller
Barbara Snyder, Stadium Payroll Coordinator
Colleen Kimmel, Accounts Payable Specialist
Shaw Sunder, Receptionist
Joyce Sansky, Receptionist
D'Alja Pringle-Scafe, Administrative Assistant

Jerry Langan, Stationary Engineer
Patrick MacIntyre, Security Supervisor

INFORMATION TECHNOLOGY

Scott Phelps, Vice President of Technology
Jon Pugliano, Director of Technology Systems
Craig Pelat, Director of Network & Security Operations
Greg DiFiore, Information Security Manager
Scott Graham, User Experience Developer
Andrew Searight, Network Support Technician
Brandon Slusarek, Systems Engineer
Milo Davis, Applications Developer
John Dzubek, Help Desk Technician

COMMUNITY RELATIONS

Blayne Holmes Davis, Senior Director of Community Relations
Stacie Lawrence, Community Relations Assistant
Myah Olson, Community Relations Coordinator
Ashley Rothermel, Community Relations Intern

SALES AND MARKETING

Ryan Huzjak, Vice President of Sales & Marketing
Dan Rooney, Director of Business Development & Strategy
Bella Petrone, Sales & Marketing Coordinator

BUSINESS ANALYTICS

Melanie Harris, Director of Business Analytics
Bill Adler, Manager, Database Marketing Analytics
Jared Kramer, Data Analyst
Brandon Wu, Data Analyst
Zach Palfey, Digital Analyst
Chase Scarboro, Business Analytics Associate

CORPORATE PARTNERSHIPS AND ACTIVATION

A.J. Poole, Director of Corporate Partnership & Activation
Kris Hart, Corporate Partnerships Manager
Churt Gingrich, Corporate Partnerships Manager
Tim Post, Corporate Partnerships Manager
Chelsea Zahn, Corporate Partnerships Manager
Amy Siebenkittel, Senior Manager of Partnership Activation
Rachel Cohen, Partnership Activation Manager
Peter Oblatz, Partnership Activation Manager
Kate Starr, Partnership Activation Manager
Marie Zeitler, Partnership Activation Manager
Jonah Wheeler, Partnership Activation Coordinator
Amy Regan, Partnership Administrator
Taylor Sullivan, Partnership Activation Associate

TICKET OPERATIONS

Ben Lentz, Director of Ticket Operations
Michael Karczewski, Ticket Operations Manager
Mark Davidson, Ticket Operations Manager
Max Jacinto, Ticket Operations Coordinator

ACRISURE STADIUM

100 Art Rooney Avenue
Pittsburgh, PA 15212
Phone: 412-697-7700



ONE NORTH SHORE PLACE

358 North Shore Drive Suite 200,
Pittsburgh, PA 15212
Phone: 412-697-7777

TICKET SALES AND RETENTION

Kristen Lewandowski, Director of Ticket Sales and Retention

Cole Horan, Group and Hospitality Sales Manager

Stephanie Sior, Senior Manager, Ticket Sales and Retention

Jared Mero, Ticket Sales and Retention Account Executive

Alexa Sorch, Senior Account Executive, Ticket Sales and Retention

Erik Stouter, Ticket Sales and Retention Account Executive

Allen Farabaugh, Ticket Sales and Retention Associate

Alexis Jones-Sawyer, Ticket Sales and Retention Associate

MARKETING AND EVENTS

Justin Mitchell, Director of Marketing

Brittany Zeman, Senior Manager of Campaign Marketing

Amber Iuni, Marketing Campaign Manager

Payton Comune, Marketing Campaign Coordinator

Brandon Artman, Marketing Event Manager

Nicole Bauer, Growth and Audience Marketing Manager

Caitlyn Cossu, Marketing Event Coordinator

SJ Hyman, Performance Marketing Coordinator

Jordyn Kane, Relationship Marketing Coordinator

Christian Plonski, Direct Marketing Associate

Keaton Engle, Campaign Marketing Associate

Anna Milyak, Marketing Events Associate

ALUMNI RELATIONS AND

YOUTH FOOTBALL

Mike Marchinsky, Senior Manager of Alumni Relations and Youth Football

Joe Lofton, Football Development Manager

Kevin Ackerman, Youth Football Associate

DIGITAL, BROADCAST AND GAMEDAY CONTENT

Reagan Berube, Senior Director, Content and International Development

Kyle Kron, Senior Manager, Digital and Social Content

Michael Murphy, Senior Manager of Creative Services

Jeff Brown, Senior Manager, Digital Media

Christopher Burns, Executive Producer, Live Stadium Events

Nathan Hogan, Executive Producer, Video Production

Stephen Finerty, Video Production Manager

Jason Pischke, Manager, Production & Motion Graphics

Karl Roser, Senior Manager of Photography

Emile Khoury, Creative Content Manager

Gerard Schaefer, Studio Programming Manager

Alec Balenciaga, Senior Producer, Features and Video Content

Bob Labriola, Editor Steelers Digest/Contributor Steelers.com

Teresa Varley, Assistant Editor Steelers Digest/Contributor Steelers.com

Jourdan Gottlieb, Social Media Manager

James Dotter, Social Media Coordinator

Creg Milko, Social Media Creative Content Coordinator

Maria Rodriguez, Manager, International Content and Strategy

Jalen Bell, Social Media Video Associate

Isabella Gorisek, Video Production Associate

Alexis Davis, Digital Media Associate

Taylor Hajtol, Digital Media/App Development Associate

Jake Harrison, Graphic Design Associate

Alysa Rubin, Photography Associate

Matt Komarowski, Social Media Associate

STADIUM OPERATIONS

Jim Sacco, Vice President of Stadium

Operations and Management

Rob Thompson, Director of Stadium Event Operations

Bob Jones, Director of Stadium and Facilities Security

Joe Simon, Director of Facility Operations

John Fleck, Assistant Director Facility Operations

Will Herring, Director of Suite Sales and Retention

Travis Baker, Director of Guest Experiences

Cecelia Cagni, Director of Corporate Communications

Monica Agbalog, Luxury Suites Manager

Greg Hoyer, Senior Manager, Stadium Event Operations

Tom Goyné, Sports Turf Operations Manager

Justin Hunt, Audio/Visual Manager

Matt Mittelman, Audio/Visual Technician

Cayce Little Pastoor, Director of Club Events and Operations

Aaron Getman, Logistics and Operations Manager

Mandy Golec, Senior Manager, Club Events

Matt Curry, Stadium Events Production Manager

Sophia Rizzo, Club Events Manager

Erika Siegel, Guest Services Manager

Julie Zeravica, Hall of Honor Museum Manager

Steve Boekenhauer, Playing Surface Staff

Austin Fetzer, Playing Surface Staff

John Fox, Playing Surface Staff

Cooper Gulley, Playing Surface Staff

Ryan Welker, Playing Surface Staff

John Wodarek, Event Operations

Zach Fernandez, Event Operations Coordinator

Donovan Breeding, Facility Operations Intern

Heldi Edwards, Project Coordinator

Matt Scott, Facility Operations Coordinator

Lauren Farkas, Stadium Operations Security Intern

Alex Goudsmit, Club Events Intern

Tim Marra, Event Operations Intern

Jack Vick, Guest Services Intern

Jessi Sabatini, Administrative Assistant

Constance Zelinsky, Administrative Assistant

Cookie Carter, Receptionist

Jason Maciupa, Carpenter

Jeff Miller, Carpenter

Mike Vitanza, Electrician

Denny Buchleitner, HVAC Technician

Ron Moye, Electrician

Dave Bergamasco, Electrician

Chuck Beatty, Plumber

Rob Rossi, Plumber

MERCHANDISING AND DIGITAL COMMERCE

John Wolfe, Vice President of Merchandising and Digital Commerce

Robb Gedrys, Director of Stadium and Store Merchandise Operations

Megan Stepnoski, Merchandise Manager of Apparel and Footwear

Lexie Rains, Assistant Merchandise Manager, Apparel and Footwear

Brian Rogiero, Merchandise Manager of Memorabilia and Hardlines

Dean Dellamalva, Assistant Memorabilia Manager

Stephanie Beck, Director of Digital Commerce

Quintin Lovicks, Lead Web Developer

Mark Cancilla, Digital Commerce Graphic Design Coordinator

Patric Quirion, Digital Commerce Graphic Design Specialist

Lucy Baker, Digital Commerce Product Specialist

Bryant Bauer, Digital Commerce Marketing Specialist

Jim Moon, Warehouse, Jersey and Headwear Merchandise Manager

Steve Klacik, Warehouse Manager

George Beck, Assistant Warehouse Manager

Stephen Francia, Assistant Warehouse Manager

Renae McNabb, Administration Assistant for Merchandise Operations

Janice O'Toole, Administrative Assistant for Merchandise Operations

Luke Robson, Merchandise Intern

STORES

GROVE CITY PREMIUM OUTLETS

Susan Kalafut, Store Manager

Justin Manny, Assistant Store Manager

ACRISURE STADIUM

Corey Flannagan, Store Manager

Lauren Fisher, Assistant Store Manager

Debbi Gabler, Assistant Store Manager

Linda Rogiero, Inventory Warehouse Manager

TANGER OUTLETS

Courtney Duzyk, Store Manager

Lee Bonglorini, Assistant Store Manager



In this section



Community INITIATIVES



The Pittsburgh Steelers are proud to be a part of the Western Pennsylvania community.

The organization's strong commitment to this area dates back to 1933 when Arthur J. Rooney, Sr. founded the team. Current President, Art Rooney II, is known as one of the most active NFL owners and one of Pittsburgh's most involved executives in civic affairs, as was his father, the late Steelers Chairman Dan Rooney. Steelers players, coaches and front office staff are involved in appearances, charitable donations and outreach programs with nonprofit and community groups. It's our way of giving back to the community that has given us so much!

HEROES NIGHT OUT

The Pittsburgh Steelers hosted the annual Heroes Night Out at Acrisure Stadium to honor our military service members.

This year, active and reserve military members were invited to spend the evening with players and participate in football drills on the field. After a competitive evening of drills, the military members and their guests were treated to dinner in the Great Hall.



DRAFT DAY EVENT

For the second year in a row, we were proud to partner with our local Big Brothers Big Sisters to host the Big Draft Day event. The mission of this event is to match male mentors with young men in our region. During this event, our first-round draft pick Broderick Jones and Steelers players participated in football drills and spent time with each of the Bigs and Littles in the program.





AMERICAN HEART ASSOCIATION

We partnered with the American Heart Association and Pittsburgh Public Schools to host a CPR education session with local middle school students. During the education session, Pittsburgh Steelers Montravius Adams and Isaiahh Loudermilk were able to learn hands on CPR training with students and then participate in Play 60 drills to encourage students to stay active.

PPS BACK TO SCHOOL EVENT

To get kids ready for the school year, we were proud to once again partner with Pittsburgh Public Schools for the 11th annual Back to School event. In addition to bookbags, students were able to receive free haircuts, hairstyles, manicures, and books inside Acrisure Stadium to help them get ready for the school year.



UPMC CHILDREN'S HOSPITAL

The Pittsburgh Steelers 2023 Rookie Class visited UPMC Children's Hospital to spend time with the children staying at the hospital. The children had a great time playing games and creating crafts with the rookies.



COOKING WITH A CAUSE

Steelers players took part in the annual healthy cooking demonstration for breast cancer patients and survivors. Chefs from both UPMC Magee-Womens Hospital and Pittsburgh Steelers were present to help give the patients cooking tips for a healthy and nutritional diet.



CHILDREN'S HOME HALLOWEEN VISIT

During Halloween, T.J. Watt, Elijah Riley, Pressley Harvin and Christian Kuntz partnered with the Children's Home of Pittsburgh to give treats to kids and their families. Children's Home of Pittsburgh is an organization that takes care of medically fragile children to support the family.



MAKE A WISH

This season the Pittsburgh Steelers granted six wishes through the Make A Wish program.

Each Make A Wish recipient and their family got a behind the scene look at the Steelers practice facility and watched practice before getting to meet the team. The Steelers also collaborated with Make A Wish to help surprise a Make A Wish recipient with tickets to the Super Bowl in Las Vegas where they had the opportunity to participate in activities and attend the NFL Honors leading up to the game.



HUDDLE FOR THE HOLIDAYS

The Pittsburgh Steelers in collaboration with Convoy of Hope hosted the annual Huddle for the Holidays event at Acrisure Stadium. This annual event which was started by Steelers Legend Vance McDonald brings together over 500 families to provide them with toys, hygiene kits, books, free haircuts and hairstyles, shoes and socks, and winter gear for the holiday season. In addition to this, attendees are able to enjoy a family dinner while interacting with their favorite players.

500

Over 500 families were brought together for the annual Huddle for the Holidays event.



STEELERS STEM

The Pittsburgh Steelers STEM education program, powered by FedEx, U. S. Steel, and Shell Polymers, provides students across Western Pennsylvania with resources and opportunities in the fields of STEM – Science, Technology, Engineering, and Math. To begin the school year, the program's partners visited local middle schools to discuss STEM-related careers with students. In November, the fifth annual 'Powering Pittsburgh STEM Championships' was held at Acrisure Stadium. High school students presented concepts that enhanced the city of Pittsburgh's sustainability and environmental efforts, with the top three schools receiving a monetary donation. In the spring, Acrisure Stadium will also host 'STEM Day', a day of STEM-related activities for nearly 200 students.



"SACKS FOR KIDS" PROGRAM

For the ninth consecutive year, the law firm of Bordas & Bordas and the Pittsburgh Steelers partnered together in support of the 'Sacks for Kids' program. For every sack that the Steelers' defense recorded this season (including preseason and playoffs), the firm donated \$500 to Ronald McDonald House Charities of Pittsburgh. With over 380 chapters across nearly 70 countries, this organization provides housing, food, and care for families who are seeking medical treatment for their child. With 59 sacks during the 2023 season, \$29,500 was donated to RMHC Pittsburgh. Since 2015, the Sacks for Kids program has now raised over \$274,000.



PAVING THE WAY



In the inaugural year of their partnership, The Pavement Group and the Pittsburgh Steelers partnered together in support of the 'Paving the Way' program. For every field goal and extra point that the Steelers offense recorded this season (including preseason and postseason), The Pavement Group donated \$500 per field goal and \$100 per extra point to Best of the Batch Foundation. The Best of the Batch Foundation, founded in 1999 by former Pittsburgh Steelers quarterback Charlie Batch, provides year-round educational programming to more than 3,800 children ranging in ages from 4 to 18 across 22 school districts in eight western Pennsylvania counties. With 35 field goals and 38 extra points in the 2023 season, \$21,300 was donated to Best of the Batch Foundation.



SALVATION ARMY

For many years, the Pittsburgh Steelers have been proud to partner with the Salvation Army to support their Project Bundle Up Program. This season, former Steelers Miles Boykin and Zach Gentry participated in their annual Top Golf event to help raise funds for winter gear.

In October, Pittsburgh Steelers were able to take local youth on their Project Bundle Up shopping trip. During the shopping trip, youth were able to pick out their own hats, coats, boots, gloves, and scarves to help prepare them for the winter months.



TRAINING CAMP

Sixteen community organizations had a front row seat at Steelers Training Camp at Saint Vincent College. The organizations were able to watch practice along the sidelines and had the opportunity to meet with players and coaches after practice. Some of the organizations to visit were Urban Impact, Foster Love Project, Lending Hearts, and Homeless Children's Education Fund.



ART ROONEY SCHOLARSHIP/ STEELERS RUN AND WALK

The Annual Steelers 5K Race, Fitness Walk and Kids' Kickoff Run took place at Acrisure Stadium. This event serves as a fundraiser for the Art Rooney Scholarship Fund and the Chuck Noll Foundation for Brain Injury Research. Over 1,500 people crossed the finish line inside the stadium.



GREATER PITTSBURGH COMMUNITY FOODBANK

The annual BurghProud food distribution is an annual event that brings everyone's favorite sports teams together to support community members that are in need of Thanksgiving meals during the holiday season. In collaboration with the Pirates and Penguins, we have been proud to support over 300 community members and provide them with free turkeys, fixing and swag from each sports teams.

Coach Tomlin once again teamed up with the Greater Pittsburgh Community Foodbank to host his annual holiday distribution at Pittsburgh Faison in Homewood. Coach Tomlin was joined by Pittsburgh Steelers captain Cam Heyward to pass out over 200 meals and greet families in the community.





In this section



Inspiring CHANGE



The Pittsburgh Steelers have been proud to work with ownership, current players, legends, and agencies throughout our region to make a difference in the community through our social justice programs.



PITTSBURGH POLICE OFFICER TAILGATES

For the past several years, the Pittsburgh Steelers have been proud to partner with the Pittsburgh Police to host youth from each Pittsburgh Police Zone at Steelers home games. In previous years, Steelers Legends Maurkice Pouncey and Stephon Tuitt provided a tailgate and game tickets. This year, Minkah Fitzpatrick was proud to continue the tradition of funding the program.

The inception of this program was started by Maurkice Pouncey in 2018 after meeting with police officers and several community members on how to improve community and police relations. The gameday experience is meant to provide an opportunity for youth to build relationships with the officers that are protecting their community.

CAFÉ MOMENTUM

The Pittsburgh Steelers were proud to support Café Momentum in their "get the doors open" campaign in 2023. The restaurant aims to transform young lives by equipping Pittsburgh's justice-involved youth with life skills, education and employment opportunities to help them achieve their full potential. The primary goal in establishing a Café Momentum Pittsburgh location is to build a sustainable model that provides justice-impacted youth (ages 15-19) with the holistic support they need to truly thrive. This season, players were able to work with youth to host cooking conversations to learn how they can be advocates for juvenile justice reform now and in the future.



MEETING AT THE 50 YARD LINE

For the third year in a row, the Pittsburgh Steelers Social Justice Committee partnered with the Neighborhood Resilience Project for the "Meeting at the 50-Yard Line" program.

This program aims to work with high school students to discuss issues they are facing in the community in relation to increased amount of violence and access to resources. Our players are able to share their experiences and how they stayed on a positive path during some of the most difficult times in their lives.





INSPIRE CHANGE

SOCIAL JUSTICE FILM SERIES

The annual social justice film series brought together hundreds of students to have discussion around leadership, social justice movements, and activism.

After each discussion, the players and students watched a social justice film together. The following films were shown during the 2023 season; Remember the Titans, Fruitvale Station, Fannie Lou Hamer's America, and Just Mercy.



SOCIAL JUSTICE FUND

Since 2018, the Pittsburgh Steelers Social Justice Matching Fund has supported over 40 organizations that are committed to youth development, food access, criminal justice, community and police relations, equity and inclusion education, and housing.

This year, the Steelers provided \$478,500 in donations to community organizations with the donations coming from the organization and individual players.

The donations were made by over half of the team's roster, which included \$100,000 from defensive captain Cameron Heyward.

\$478,500
in donations to community organizations.

40
Pittsburgh Steelers Social Justice Matching Fund has supported over 40 organizations.





The 50th Annual

ART ROONEY

Awards Dinner

Continuing the Tradition

This September, over 400 guests attended the 50th annual Art Rooney Awards Dinner at Acrisure Stadium. The annual event raises money for the Catholic Youth Association programs and honors members of the Pittsburgh community that have shown leadership, outstanding work in media and service. The honorees for the evening included Art Rooney II, Damar Hamlin, Larry Richart, Karen Feinstein, and Helen Hanna Casey. Thanks to the generosity of so many donors, this event has raised thousands of dollars to improve the quality of life for the residents by providing educational, recreational, nutritional, and health-care opportunities for neighborhood residents.



Art Rooney II

Owner and President of the Pittsburgh Steelers

Damar Hamlin

Former University of Pittsburgh defensive back and current Buffalo Bills player

Larry Richert

KDKA Radio Host

Karen Feinstein

President and CEO of the Jewish Healthcare Foundation

Helen Hanna Casey

CEO of Howard Hanna Real Estate





ROCK STEELERS Style



The Annual Rock Steelers Style 2023 “Gameday” themed fashion show and annual fundraiser rocked the North Shore in early October.

The event is the Steelers largest philanthropic event that benefits the Chuck Noll Foundation, Cancer Bridges and UPMC Sports Medicine Concussion Program. Players, their families, and models highlighted this season’s latest fashion trends, provided by local retailers, national and international fashion brands and viral sensation Paul Russell lit up the stage with his song “Lil Boo Thang”. The event was chaired by Greta & Art Rooney and Kiya & Mike Tomlin along with Steelers honorary co-captains, Najee Harris and Alex Highsmith.



Ed Block

COURAGE

Award



The annual luncheon is chaired by Greta Rooney and serves as a fundraiser for the Holy Family Institute to continue their work in providing support through their community programs, education, and energy assistance.



The Ed Block Courage Award is voted on by the players and given to a player who has shown courage either coming back from an injury or life-altering situation.

Calvin Austin III missed his entire rookie season after suffering an injury in training camp. Austin's hard work to get back on the field this season didn't go unnoticed by his teammates who selected him as this year's recipient of the Ed Block Courage Award. He was presented the award by Coach Tomlin at the Courage House Luncheon at Acrisure Stadium.

Also honored at the luncheon was Jai'Noah Martin, a senior at Nazareth Prep, who was presented the 2023 Arthur J. Rooney Sr. Courage House Award. Martin lost both his mother and grandfather on the same day in 2020, showing courage beyond belief to keep going, working on finishing his education, playing basketball and interning at Buchanan Ingersoll & Rooney PC.



In this section



Player INITIATIVES

BRODERICK JONES KIND HOLIDAY CELEBRATION

Rookie offensive tackle Broderick Jones hosted a holiday party for 100 children in partnership with TRAC Services for Families. The mission of TRAC is to provide a stable foundation and permanent housing for children in need. Winter coats and Christmas gifts were distributed along with a special visit from Santa Claus. Broderick signed autographs for students at the end of the event. Broderick received much-needed support during a difficult childhood. His determination to help others is fueled by his experiences.



HERBIG MAUI RELIEF

Hawaii natives Nate and Nick Herbig donated \$25,000 to support Maui after a series of wildfires ravaged the area. Despite not being Maui residents, the Herbig family exhibited kindness and compassion for the entire state of Hawaii. Their donation contributed to rebuilding the facilities of the Lahainaluna High School Football Program and Athletics Department. The brothers hosted a Zoom call with the Lahainaluna football team to announce their support and answer questions from students in attendance.

\$25K

donated to support Maui after a series of wildfires ravaged the area.



CAMERON HEYWARD

For the second straight year, Heyward spread Kindness in the Pittsburgh community, giving back as a part of 'Cam's Kindness Week' through his Heyward House Foundation.

The week started with a Kindness Week Kickoff Party for patients at UPMC Children's Hospital. Heyward spent time playing games and doing crafts with kids as well as recording a book reading that played for patients throughout the season. In addition, he also provided a meal for all hospital staff, patients and families.

On Tuesday, Heyward, a member of the Steelers Social Justice Committee, participated in Meeting at the 50 Yard Line where he talked with high school students on facing adversity and overcoming obstacles. Later in the day, he visited Cafe Momentum and met with interns who are all justice involved youth, to talk about breaking the cycle before cooking a meal and having dinner together.

At 17, Heyward lost his father Craig "Ironhead" Heyward from cancer. He shared his story of losing his father to fifty families at The Caring Place after a tour of the center. The Caring Place is a center for children and families grieving loss that provides a safe place for them to come together for support and services. The evening ended with an art project to help connect everyone in attendance.

On Thursday, the Westinghouse Academy football team arrived at practice to a surprise guest. Heyward met the student-athletes as they arrived and provided words of encouragement heading into a WPIAL playoff game weekend. Not only did he surprise them at practice, Heyward surprised them with a BBQ dinner after practice and provided all of the players formalwear for their end of the year banquet.

The final event of Cam's Kindness Week was opening the newest Craig's Closet location at Brashear High School where Heyward was on hand for the ribbon cutting.

With so many young men in Pittsburgh facing the same challenge of not having a suit that they could wear to a job interview, their internship, events and more, Heyward came up with a plan. The Craig's Closet program began in honor of his late father, Craig "Ironhead" Heyward, that provides young men in high school with free dress clothes they can select from Craig's Closet for interviews, internships, banquets, and more to help them achieve their goals and move forward in life.

While Heyward was on the Reserve/Injured List with a groin injury, he hosted a group of local high school athletes who were dealing with injuries at practice at the UPMC Rooney Sports Complex. The athletes were given the opportunity to watch practice and then met with Heyward to talk about what they were experiencing and hear from him about what he has gone through.

Heyward continued his community work over the holidays, hosting his annual Thanksgiving distribution at the Greater Pittsburgh Community Food Bank. He was joined by some of his teammates who assisted with handing out 150 turkeys as well as aiding the families with shopping at the on-site market the food bank now offers. This year Cam launched a new program through the Heyward House, a toy and coat drive, with the Foster Love Project to make sure they can provide gifts and outerwear to kids in foster care. He was joined by his brother and teammate, Connor Heyward, to drop off the toys.



CAM HEYWARD TEACHER APPRECIATION DINNER

Defensive tackle Cam Heyward hosted his third Annual Teacher Appreciation Dinner during Steelers training camp at St. Vincent College. Teachers and students from Pittsburgh Public Schools were invited to watch an afternoon practice session to begin the event. That afternoon, guests enjoyed a special dinner with Cam Heyward as the host. As a surprise, Cam announced a \$10,000 donation to support classroom projects throughout the school year.



JOEY PORTER JR. BACK TO SCHOOL DRIVE

Rookie cornerback Joey Porter Jr. hosted his first school supply giveaway to support students of the Jasmine Nyree Campus and the local Sheraden area. Lunch and back-to-school supplies were provided for the children who attended. Joey's family, friends, and staff of the campus participated in the distribution.

LARRY OGUNJOBI

Ogunjobi took time out of training camp to give back to the community, hosting a group of young men from the Urban League of Pittsburgh's Black Male Leadership Development Institute for an etiquette dinner. The group enjoyed watching practice from the sidelines then sat down for dinner with Ogunjobi where they learned the ins and outs of fine dining and were gifted with bow ties.

When the school year began, Ogunjobi hosted his second annual Back to School event at the Urban Academy of Greater Pittsburgh, distributing backpacks and school supplies to the kids. He continued his community work over the holidays, hosting his second annual Thanksgiving dinner for families at the YWCA. He served them dinner and passed out gift cards to help each family with their own Thanksgiving meal. In December, Ogunjobi took youth from Urban League on a shopping trip with the opportunity to buy Christmas gifts for themselves and family members.





HIGHSMITH FOUNDATION

This year, Alex Highsmith hosted his third annual Back to School event at Clairton Elementary School providing students with backpacks and school supplies to help them have a successful school year. In December, Highsmith teamed up with Urban Impact to support over 100 kids with brand new winter coats to prepare them for the winter.

100

kids were given new winter coats.



LEVI WALLACE FOUNDATION

Levi Wallace kicked off the season by donating air purifiers to Youth Opportunities Development through the Levi Wallace Foundation. He spent one on one time with them, shooting pool, signing Terrible Towels, and speaking about the importance of education.

Wallace continued his support of the Pittsburgh community by hosting a Thanksgiving dinner for residents at Veteran's Place and helped surprise them with a \$25,000 check through Amazon's TNF For Good program. For the second year, he hosted children from UPMC's Family Care Connection centers for a fun holiday shopping trip to buy toys, games and clothes. The Levi Wallace Foundation also hosted a holiday shopping trip in Wallace's hometown of Tucson, Arizona. While he was unable to attend in person, the kids had a fun time shopping for fun gifts.



PATRICK PETERSON

Patrick Peterson continued his annual Thanksgiving distribution and holiday shopping trip during his first year with the Pittsburgh Steelers. His Thanksgiving distribution in conjunction with Best of the Batch Foundation supported 200 local families with turkeys and fixings for their Thanksgiving meals. Peterson also hosted 50 local youth from two Boys and Girls club houses who were treated to a fun holiday shopping night.

50 local youth from two Boys and Girls club houses who were treated to a fun holiday shopping night.

50



T.J. WATT

At the beginning of the season, T.J. Watt sponsored and helped pass out Batch Packs to students at Barrett Elementary. The Batch Packs program through the Best of the Batch Foundation were full of school supplies for the students to gear them up for the school year. Around the holidays, T.J. Watt visited Cafe Momentum to pack meals with the interns before delivering them to 412 Youth Zone along with winter coats and blankets.

PAT FREIERMUTH

In his third season with the team, Pat Freiermuth has become a regular at local Boys and Girls Club clubhouses in the Pittsburgh area. Freiermuth was involved with Boys and Girls clubs in his hometown and appreciates the opportunity to give back and spend time with the kids. In the spring, he presented a check to their Carnegie clubhouse collaborated with Millie's ice cream to support the BGCWPA. Through his "Pat's Pick" sundae, Millie's donated 88 cents for every sundae sold as well as host a sundae popup at BGCWPA locations any time Freiermuth scored throughout the regular season.

Freiermuth also surprised ten kids from BGCWPA for a holiday shopping trip in December. The kids had a fun time hanging out with Freiermuth while also shopping for fun toys, games, and electronics.



YOUTH FOOTBALL

276

Youth Football Mini-Camp Participants

790

Youth Football Participants at Training Camp

772
campers

21
states



344,140

Votes to host a Steelers Showcase Game of the Week

807 (1-6A)

WPIAL High School Football Championship players

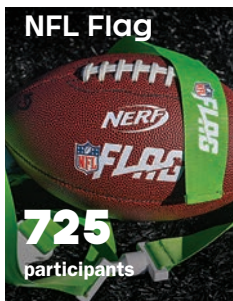
195 (city)

City League Football Championship players

13,500

WPIAL High School Football Championships attendance

NFL Flag



725
participants

High School Football Impact



1,071
participants

High School Girls Flag Football

223
participants

17
schools

Coaching Support



1,152
participants



Youth FOOTBALL



Although the Pittsburgh Steelers had been active in hosting various camps and promoting football to kids prior to 2007, it was then that we started our official Youth Football programming. This was the mission statement then, and still guides our programming some 17 years later:

“Our Mission is to encourage participation and promote the game of football to boys and girls in the region and provide support and education to players and coaches with camps, clinics and conferences throughout the calendar year.”

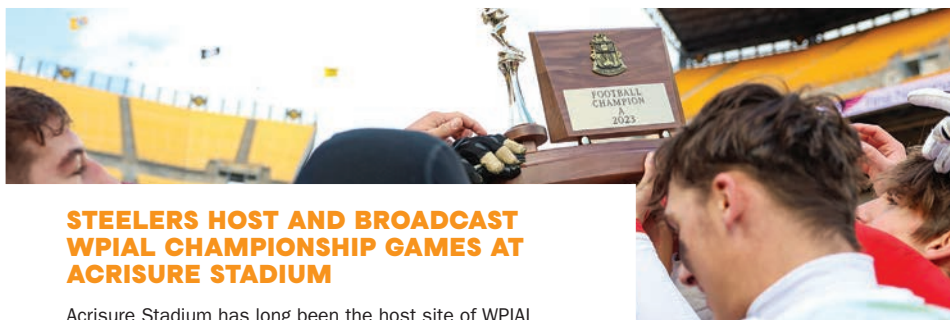
HIGH SCHOOL

STEELERS SPONSOR GIRLS HIGH SCHOOL FOOTBALL FLAG FOOTBALL

The Pittsburgh Steelers sponsored the second season of the Girl's High School Flag Football Program in the spring of 2023. The program grew from the pilot program with six schools to twenty-two teams from seventeen different high schools.

The season lasted five weeks where the teams played two games each Sunday afternoon and culminated in a championship tournament at Carnegie Mellon University on May 21st. Steelers players Miles Killebrew, Damontae Kazee, Chandon Sullivan, Madre Harper, Cody White and Kevin Dotson were there to help crown the Moon Area Tigers as the 2023 Champions.

The Steelers and Philadelphia Eagles are working together to get to 100 schools playing in 2024 to have the program officially sanctioned as a varsity sport by the PIAA.



STEELERS HOST AND BROADCAST WPIAL CHAMPIONSHIP GAMES AT ACRISURE STADIUM

Acrisure Stadium has long been the host site of WPIAL Championship Games, but in 2023, the Steelers also broadcast the games on KDKA+. With the support of 84 Lumber, Acrisure, and Giant Eagle, the Steelers produced the Class 1A, 2A, 3A, and 4A games.

Each game had a Steelers player serve as an honorary captain including Brett Keisel, Chris Hoke, Alex Highsmith and Christian Kuntz.

In addition, Steelers legends Charlie Batch and Arthur Moats joined the broadcasts as color commentators for the Class 2A and 3A broadcasts.

Attendance numbers also increased by 50% to 13,500 in 2023.

Attendance increased

50%

to 13,500 in 2023.



STEELERS SHOWCASE GAME OF THE WEEK

To celebrate what high school football means to Western Pennsylvania, we partner with the Pittsburgh Post-Gazette to cover a Showcase Game of the Week, covering 11 local high school games. Each Monday, we provide three game options for a vote, and we head to the winning vote-getting game to help provide some extra excitement and show the passion of football in the area.

Steelers Alex Highsmith, Elandon Roberts, Elijah Riley, Spencer Anderson, Connor Heyward, Christian Kuntz, James Pierre, Anthony McFarland, along with Steelers legend Mike Logan served as honorary co-captains throughout the season.

HISPANIC HERITAGE PLAYER NOMINEES & WINNER

The Steelers recognized two high school seniors from the WPIAL as their nominees for the NFL Latino Youth Honors.

Peter made a visit to the UPMC Rooney Sports Complex, where Penn State Alum, Joey Porter Jr. surprised him with the news of being one of eight finalists for the award, representing the AFC North.

Steelers also presented Peter with 2 tickets to the Super Bowl during his visit and he was recognized as the winner of the NFL Latino Youth Honors award.



NOMINEES

Carmen Vasquez

Woodland Hills High School '24 (Girls Flag Football)

Peter Gonzalez

Pittsburgh Central Catholic '24 (Penn State recruit)



STEELERS ALL-PEER TEAM

The Pittsburgh Steelers teamed up with The Pittsburgh Post-Gazette and The Mentoring Partnership to build the Steelers All-Peer Team, featuring 11 high school football players from around the region who go above and beyond to provide leadership and mentor-like support for their team, school and community.



Virtual Call

Players received virtual call with Steelers linebacker, Elandon Roberts

On-field Recognition

Players were recognized on the field at the Steelers vs. Bengals home game with a check presentation

\$1,000 donation

A \$1,000 donation to school's athletic program

Online Recognition

Recognition on Steelers.com, Steelers social media channels and an article in the Pittsburgh Post-Gazette and their website





STEELERS 11-ON

On Wednesday, June 28th the Steelers hosted twelve local high school teams with 300 players to compete and bond at Bethel Park High School.

The teams competed in Farmers Walk, Sleds, Fastest Player, Long Toss, agility drills, 40-yard dash, bench press competition, and 7-on-7 tournament.

Steelers legend LB Vince Williams and Strength & Conditioning Assistant Coach Rodain Delus stopped by to talk to the teams about hard work, teamwork and character development during lunch. Bishop Canevin was named Champions of the 2023 event.



CAMP OF CHAMPIONS

The Pittsburgh Steelers were able to again participate in the Tom Alper's Camp of Champions on Tuesday, September 26th at Elizabeth Forward High School.

The camp hosted 200+ students from twelve area school districts for a camp for students with special needs.

As each bus arrives in the morning, participating students are greeted by a gauntlet of cheerleaders and marching band from Elizabeth Forward High School. They then participate in various football and cheerleading drills, get their faces painted, and end their day with a touchdown celebration dance and lunch.



NCAA ELIGIBILITY CENTER PARTNERSHIP WITH PITTSBURGH PUBLIC SCHOOLS

The Pittsburgh Steelers supported the NCAA Eligibility Center efforts and connected with Pittsburgh Public Schools in an effort to help student qualify academically to participate in college athletics.

The discussions began in summer 2023 with virtual calls and meetings, and finally in December 2023, the PPS School Board approved the partnership. The Steelers will join in discussions with administrators, coaches and parents as well as create co-branded posters and social posts to encourage students and administrators to take advantage of the NCAA support.

YOUTH FOOTBALL



STEELERS YOUTH FOOTBALL CAMPS

The Pittsburgh Steelers were able to host four Youth Football Camps in June and July.

The Camps are two days long and offer instruction from past Coach of the Week winners. We were at 99% capacity with 772 campers, and welcomed kids from 21 states, including Arizona, North Dakota and Texas.

Current Steelers Chris Boswell, Christian Kuntz, Kenny Robinson, Jr. were joined by Legends Charlie Batch, Terence Garvin, Arthur Moats, Derek Moyer, Roosevelt Nix, Shaun Suisham, Vince Williams, and Craig Wolfley.



USA FOOTBALL COACHING CERTIFICATION

The Pittsburgh Steelers continue to underwrite the costs for local youth and high school football coaching certification. The Steelers work with USA Football to secure a Steelers discount code, and then provide that code to local football programs to cover 50% of their training.

The Steelers hosted 159 coaches at Acrisure Stadium for an in-person certification and 981 for online certifications. In total, the Steelers supported more than 1,140 coaches overall in 2023.



STEELERS PHYS-ED

The Steelers Youth Football Phys-Ed program visited several schools to incorporate football fun into their physical education class.

The visit featured some football drills, agility drills, and some NFL Flag Football training. The PhysEd program visited five schools in 2023 to pilot the program and impacted 1,018 kids.

1,018

kids were impacted by this program



STEELERS YOUTH FOOTBALL CO-CAPTAINS

The Steelers welcomed 20 area youth football players by serving as our Youth Football Co-Captains for each Steelers home game.

Area youth football programs select two players to receive the honor, and we host the players and two guests with pregame field passes and tickets to the game.

The youth players also join our captains for the coin toss. They are featured on our video board during the toss and recognized on our Steelers youth football social channels.



FLAG FOOTBALL



GIRLS FLAG FOOTBALL AT HALFTIME

The Steelers hosted our two high school girls flag football teams to play during halftime of our game against the San Francisco 49ers on September 10th.

GIRLS HIGH SCHOOL FLAG KICKOFF

The Steelers kicked off the 2nd season of Girls High School Flag Football on April 2nd with a jersey unveiling in the Steelers locker room for each team at Acrisure Stadium, followed by a day of scrimmages on the field.

Nike paid for one set of uniforms for 17 teams. Each team received a set of 25 jerseys and shorts. Teams got the opportunity for a team photo and run out of the Steelers entrance tunnel. Following the scrimmages, each team got to experience a private Hall of Honor Museum tour.

Steelers Tight End, Connor Heyward, along with Steely McBeam were in attendance to show support of Girls Flag.



STEELERS GIRLS FLAG FOOTBALL JAMBOREES

On February 26th and December 9th, the Steelers hosted more than 220 girls at their Girls Flag Football Jamborees. Girls in grades 7-12 headed indoors at the UPMC Rooney Sports Complex and participated in drills and Flag Football games.

Current Steelers Running Back, Jaylen Warren, Steelers legend Charlie Batch and Steely McBeam were in attendance to encourage the girls, as well as coach drills and teams.



NFL FLAG FOOTBALL SPRING SEASON

The Steelers continued to provide FREE NFL Flag Football to tackle football organizations in the spring. The spring season allows kids to play flag but not at the expense of playing tackle, while also building relationships with the tackle football staff.

This approach has shown an increase in tackle participation in these organizations' fall tackle seasons. In 2023, we provided the program to 427 players from Carlynton (64), Lower Burrell (110), Springdale (53) and Thomas Jefferson (200) youth football programs.



NFL FLAG SUPER REGIONAL

The Steelers hosted their NFL Flag Super Regional on June 24th, at Bethel Park High School. The event had over 45 NFL Flag teams consisting of teams across 11 different divisions and over 500 kids in attendance.

The 11 division champions will be representing the Steelers at this year's Pro Bowl. Six teams from PA, two teams from VA, and one team from FL, OH, and MA.



NFL FLAG CHAMPIONSHIPS AT PRO BOWL GAMES

The Steelers provided bucket hats to NFL Flag teams competing in the Championships at the 2024 Pro Bowl from the International Bracket.

Team Mexico was presented some new Steelers gear when they arrived in Orlando. Pro Bowl safety Miles Killebrew also stopped by to show his support for the teams that were competing for the championship, taking photos and signing autographs for players from all over the country.

DONATIONS & SUPPORT

The Steelers donated over \$160,000 to youth and high school football organizations in 2023. The Steelers donated to:

- \$9,345** Youth Tackle Coaching Certification
- \$69,000** Girls High School Flag Football — Stipends to Schools
- \$13,000** NFL Flag Football — Spring Season for Youth Tackle Organizations
- \$22,000** Youth and High School Football Programs — Purchase of Player & On-Field
- \$15,000** Equipment Weight Room Upgrades — 2 Weight Room Upgrades
- \$5,500** Steelers All-Peer Program
- \$12,000** Steelers High School Coach of the Week Program



WEIGHT ROOM UPGRADES

To make a big impact in the community — not just with football or athletics, the Steelers Youth Football Fund provided two \$15,000 grants towards a weight room upgrade in the fall of 2023.

The grants to Leechburg and Seneca Valley High School were to purchase new weight room and cardio equipment for their athletes and student body. This is the third year of this grant, as many school districts are challenged with adequate funding to upkeep their weight rooms.

INTERNATIONAL



MEXICO YOUTH FLAG FOOTBALL

The Steelers held a Youth Flag Football Tournament on April 29th, 2023 with local youth teams in Guadalajara, Mexico to celebrate the 2023 NFL Draft.

Current Steelers Linebacker, Alex Highsmith, and Steelers legend, LaMarr Woodley were there to make the day memorable for the players.



IRELAND YOUTH FOOTBALL CLINIC

On November 18th, 2023, the Steelers hosted their inaugural American Football Clinic in New Dublin, Ireland.

Steelers Legends Alan Faneca and Santonio Holmes were on site to help lead the clinic.



In this section



Legends COMMUNITY



The NFL created the "Legends Community" to embrace and celebrate all who have played in the NFL. Its mission is to bring opportunities and information to the former players and help them stay connected.

More than 1,400 players have worn the Black and Gold dating back to the team's founding in 1933. Many of these Steelers legends remain active in business and the community, and quite a few have made Pittsburgh their home.

Steelers legends continue make a difference in Pittsburgh and their hometown communities.



ALUMNI WEEKEND

Each year a group of former players reunites for Alumni Weekend. The festivities include a visit to Saturday's practice, tour of the UPMC Rooney Sports Complex, followed by fundraising dinner on Saturday night to benefit the UPMC Sports Medicine Concussion Program. The dinner event is highlighted by the alumni sharing stories of their playing days and a silent auction. On game day the players are introduced to the fans at halftime for a wonderful homecoming.

In 2023, players from the 2000-2020 seasons were welcomed back to enjoy Pittsburgh and their former teammates once again.



ONCE A STEELER, ALWAYS A STEELER

Nothing ever replaces the feeling of the locker room or a gameday for a player, but our current players and fans are fortunate to see several former Steelers around at various events visiting with each other and the current team. This includes visits to Organized Team Activities (OTAs), Training Camp, gamedays, and supporting each other's various philanthropic events throughout the year.



HALL OF HONOR

The Pittsburgh Steelers Hall of Honor, established with its inaugural class of 27 members in 2017, is comprised of former players, coaches, and front office personnel who were integral in creating and sustaining the franchise's success dating back to when the team was founded in 1933. The new members are officially inducted at a fundraising dinner to benefit the Chuck Noll Foundation for Brain injury Research then recognized at halftime of the next day's game. The newest class was introduced in October prior to the Jacksonville game.



NEWEST INDUCTEES

James Harrison
Linebacker

Ray Mansfield
Center


Gerry "Moon" Mullins
Offensive Guard

Aaron Smith
Defensive End



STEELERS INTERNATIONAL

As part of the Steelers International Markets in Mexico and Ireland, Steelers Alumni have been active in participating in many events such as football camps, NFL Draft Parties, Steelers Game Watch Parties, and Business Summits. Players that have made appearances in these markets include **Alan Faneca, Santonio Holmes, Levon Kirkland, Greg Lloyd, Maurkice Pouncey, Kordell Stewart, Shaun Suisham, and LaMarr Woodley.**



WILL ALLEN FOUNDATION

The **Will Allen Foundation** provides programs and resources to instill hope, remove barriers, promote education, advocate civic responsibility, and change lives in the community. The Foundation's signature program is **Quest for Real Life Success**, a four-year program designed to prepare high school students for future success through career development, college readiness and necessary life skills.



Quest Program delivers meaningful instruction through modules in Robotics/ AI, Financial Literacy, Health and Wellness, and Social Justice.

Forty students from Clairton High School and The Neighborhood Academy achieved certifications in robotics.

Students from The Neighborhood Academy held a Community Slam at Boys and Girls Clubs Lawrenceville Clubhouse. They tackled issues such as gun violence, food insecurity and community economic challenges. Their efforts included a food drive for Pittsburgh Community Food Banks. As a result, they received a gold trophy in the Multiplying Good Students in Action program and attending the national competition at Howard University.

Students from Perry High School participated in a social justice curriculum as part of their language arts classes' reading program. They then spent a day at SLB Radio where they had the opportunity to do podcasts and interviews on the topics of racism, police violence and social justice issues of importance to them.

As part of the PAK (Purposeful Acts of Kindness) program, Will Allen Foundation provided 850 backpacks and school supply kits in the Clairton School District.

Will Allen Foundation held its 11th Annual **Holiday Giving event**. Sixty children were provided with \$200 Walmart gift cards, and volunteers served as personal shoppers to help them select gifts for their families. To date, more than 600 families and 3,000 family members have benefited from the program.

willallenfoundation.com



BEST OF THE BATCH FOUNDATION

Best of the Batch was founded in 1999 by former Steelers QB **Charlie Batch** to give back to his hometown of Homestead, Pa. It works to unlock potential in communities to build the best future for kids and families, annually serving more than 3,800 school-age children in Western Pennsylvania.

A state-of-the-art **STEAM** Lab encourages engagement in math and science, reaching academic goals, and discovering career opportunities. In November 2023, **The In The Pocket** event returned with the “Bootcamp Edition” to continue to raise funds for the STEAM Programs.

After School & Out of School Time programming provides children the freedom to explore their interests through on-computer play, art projects, outdoor activities and STEAM-based lessons. There are also ways for the kids to sit back and relax with various gaming areas.

BatchPacks annually distributes backpacks to 2,500 area kids, with supplies needed for a successful school year. The Foundation also provides bags to teachers with basic items for their classroom. In Fall 2023, T.J. Watt helped distribute BatchPacks and teacher bags at Barrett Elementary School.

Batch-A-Toys is a holiday assistance program where the Foundation “adopts” Southwestern Pa. families, providing toys, household items, and a holiday meal basket. The presents are hand-delivered on Christmas Eve. In 2023, the Foundation partnered with Pittsburgh NFL Legends Darrelle Revis and Aaron Donald to make an even greater impact in the Pittsburgh community.

Most daily Foundation programming occurs in the **Clubhouse**. The 33,000 sq. foot facility was recently opened, and the Steelers Rookies visited the Clubhouse in June. The rookies had fun participating in programs, meeting the kids, and making crafts.

batchfoundation.org



JEROME BETTIS BUS STOPS HERE FOUNDATION

The Jerome Bettis **Bus Stops Here Foundation** was created in 1997 by Pro Football Hall of Fame running back Jerome Bettis to provide inner-city youth with opportunities and resources to succeed and become healthy, confident, and productive individuals in today's society.

Check-Inn is a virtual program designed to engage impoverished middle school students through engaging, exciting, and stimulating activities based on innovation and technology, entrepreneurship, film, video, art, science and more. Participants virtually check-in to enjoy and experience enrichment, educational and other activities that keep them engaged after school and during summer breaks.

Innovation Huddle is designed to give all children exposure and access to STEM and computer science programs. They are provided with coding classes, tech and innovation coaching along with summer innovation and technology camp.


The W.O.W. CyberBus mobile classroom provides out-of-school time classes in computer science education to students in grades K-8 as well as digital literacy and business development classes to parents.

Recognizing that the digital division is leading to an educational crisis among students, **Connected Kids** is meant to connect as many underprivileged children and youth as possible with educational resources and technology. The foundation requests generous donations of technology devices like used computers and laptops from individuals and companies and donate them to the less fortunate students so that they continue with their learning and develop their skills in this digital era.

The annual **Holiday Toy Drive** provides gifts for underprivileged children.

Prior to the game against the Baltimore Ravens in October, Jerome hosted the **Black & Yellow for Pink Lemonade Stand** outside of Acrisure Stadium to set the new Guinness World Record for the most money raised at a lemonade stand in 24 hours with \$53,122. The event was a collaboration between the Breast Cancer Research Foundation, fashion designer Kendra Scott, Giant Eagle, and Citrone 33 Foundation.

thebusstopsherefoundation.org



ROCKY BLEIER

A HEART FOR VETERANS

Steelers and US Army veteran Rocky Bleier, who overcame a debilitating war injury to become a four-time Super Bowl champion, has a heart for helping fellow veterans. Not only does he support numerous veterans-related causes, but he is also one of the owners and managing members of **RBVetCo.**, a service-disabled, veteran-owned company. It specializes in the construction of commercial buildings, additions and renovations including planning, design, scheduling, value engineering and sub-contracting.

A Purple Heart recipient, Rocky is serving as the spokesperson of **Project Purple Heart**, which is encouraging the establishment of a database of Purple Heart recipients in conjunction with 2022 anniversaries of the medal. He annually participates in the Steelers' Salute to Service game and activities, and in 2023 surprised fellow Vietnam Veteran Petty Officer Michael E. McCarthy with an autographed jersey.



MEL BLOUNT YOUTH LEADERSHIP INITIATIVE

Hall of Famer Mel Blount runs the **Mel Blount Youth Leadership Initiative** (MBYLI), which works to provide youth with programs where they will have a healthy environment to learn, work, play and to develop principles of respect, responsibility, and leadership through nurturing, moral and character development and guidance.

In 2020 MBYLI launched the **Building Champions** program to focus on the well-rounded development of student athletes and all youth. Mel shares with student athletes the values that helped him be successful on and off the field. The first annual Building Champions Camp in July 2021, included Pittsburgh-area high school football teams assisting in field skills, exposing students to the outdoors and horses, and team building on the ropes course. Guest speakers stressed the value of education and what is required to ascend to higher education. The Steelers and Tickets for Kids provided tickets to the Steelers preseason game to young scholars from the program.

The **MBYLI Golf Tournament**, presented by Evoqua in August 2023, supported scholarships and the Building Champions program.

MBYLI hosts an annual **All-Star Celebrity Roast**, and in 2023, Steelers Hall of Famer Troy Polamalu was honored.

The Pittsburgh Steelers and individual players supported MBYLI through the **Pittsburgh Steelers Social Justice Fund**.

MBYLI and Central Baptist Church supplied hundreds of kids with toys for Christmas as a part of the annual **MBYLI toy drive**.

The Steelers Rookie Class makes an annual trip to visit with kids and participate in the program with Mel and his staff.



melblount.org



ROBERT GOLDEN

GOLDEN CHARTER ACADEMY

In August 2021, **Golden Charter Academy** (GCA) opened its doors to over 200 students in grades TK-3 in Fresno, Calif. Robert Golden, former Pittsburgh Steeler is the founder and CEO of the Golden Charter Academy (GCA), the nation's first TK-8 Environmental Stewardship Zoo School. The Fresno Chaffee Zoo is the school's founding partner and serves as an extension of their classroom Monday through Friday.

Golden Charter Academy provides students with hands-on learning experiences that will help engage their curiosity and development to becoming environmental stewards. All students at GCA have participated in community action — planting trees, building sea turtle habitats, and planting more than 100 milkweed plants to restore the monarch butterflies to the central valley. GCA's educational approach has given students the opportunity to provide protection to the natural environment and make the planet more sustainable.

The GOLDEN RULE

G GIVE RESPECT

O OBLIGATION

L LOVE LEARNING

D DEDICATION

E ELEVATE

N NEVER QUIT

The GCA was featured on the front page of Forbes magazine, LA Times, and other media outlets for the development of our young conservationists. The school currently serves grade levels TK-3 and is expanding a grade level every year until it becomes TK-8.

Robert Golden wants all students to succeed academically and in life. Robert's last name could not have been more fitting for his new position in life. Students are required to follow the GOLDEN Rule which stands for:

- G — Give Respect,
- O — Obligation,
- L — Love Learning,
- D — Dedication,
- E — Elevate.
- N — Never Quit.

goldencharteracademy.org

SANTONIO HOLMES

III (THIRD) & LONG FOUNDATION

Founded by Santonio Holmes in the fall of 2011, the mission of the **III & Long Foundation** is to raise awareness to help fight Sickle Cell Disease (SCD) and provide financial support and treatment options for families affected by the disease. The foundation is named in honor of Holmes' son, Santonio (TJ) Holmes III, who has SCD.

In addition, III & Long Foundation connects regularly with UPMC Children's Hospital to produce special programs and educational services that unite and support the SCD community, including tutoring services for children during hospital treatment, educational seminars for parents, social media awareness campaign #GreaterThanSickleCell, and Thanksgiving and Christmas holiday community events.

thirdandlongfoundation.org



JON KOLB

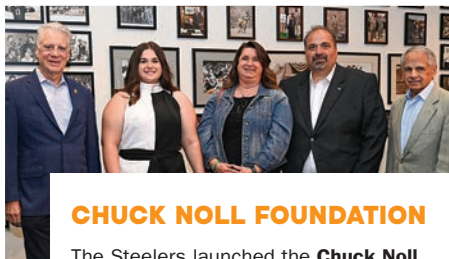
ADVENTURES IN TRAINING WITH A PURPOSE

Former Steelers offensive lineman and coach **Jon Kolb** founded **Adventures in Training with a Purpose** (ATP) to confront health and movement-related issues in vulnerable populations with chronic pain and disease. These individuals are largely underserved due to the lack of insurance coverage for long-term care. ATP seeks to restore quality of life and reduce painful movement through **Functional Mobility Wellness Training** which incorporates strength and aerobic to improve balance and stability while incorporating sensory integration and motor skill development activities.

Many of those training with ATP are veterans, active military, or first responders. ATP is dedicated to improving their lives through purposeful physical training, empowering them with freedom to move and perform tasks of daily living without the need of assistance. ATP also believes that adventure empowers the soul. In addition to training with ATP, clients can go on adventures such as rock climbing, hiking, and more.

ATP serves more than 100 individuals suffering from ALS, Parkinson's, MS, spinal cord injury and cognitive development disorders. In addition to physical and neurological conditions, ATP also works with those dealing with anxiety, depression, and PTSD. Adventures were expanded across the globe, including teams of individuals climbing to the summit of Mount Kilimanjaro and a journey through the Grand Canyon.

adventurestraining.org



CHUCK NOLL FOUNDATION

The Steelers launched the **Chuck Noll Foundation for Brain Injury Research** in 2016 to support continued research and education regarding brain injuries and treatment of sports-related concussions. The Foundation funds research that it believes is the most promising in the area of sports-related concussions and related conditions. To help best evaluate which research programs to fund, some of the most renowned neurosurgeons in the country serve on a national medical advisory panel. Steelers legends **Merril Hoge** and **Jerome Bettis** serve on the board of directors. Proceeds from the annual Steelers Rock Steelers Style and Hall of Honor dinner at Acrisure Stadium support the mission of the foundation.

In 2023, the Chuck Noll Foundation supported the launch of the National Sports Brain Bank at the University of Pittsburgh and also hosted the second annual golf outing in September at the Club at Nevillewood.

This past June, 14-year-old Bella Stosic gifted the Chuck Noll Foundation \$5,000 from raising awareness at her middle school in March by selling bracelets and presented the funds to Art Rooney II and Dr. Joseph Maroon. Bella suffered a brain injury while playing basketball and wanted to raise awareness of brain injuries following her injury.

chucknollfoundation.com



WILLIE PARKER

39 LEGENDS FOUNDATION

Former Steelers running back **Willie Parker** established the **39 Legends Foundation** to provide assistance, tools and inspiration to underprivileged children. The foundation has three core pillars – Wellness, with programming including youth football camps and mental health awareness; Education, with a focus on reading, financial literacy, self-confidence and career resources; Leadership & Lifestyle, with programming and resources to learn leadership and healthy living.

39legendsfoundation.com



JASMINE NYREE (PORTER) HOMES, INC.

Former Steelers linebacker and coach **Joey Porter** and his wife Christy's daughter Jasmine was born with severe autism. After struggling to find resources to help them care for her, they established the **Jasmine Nyree Day Center** in their hometown of Bakersfield, Calif. in 2003. The center served special needs children ages 5 to 12 until 2008 when they expanded to include young adults up to 21.

In June 2021, the Porters opened the **Jasmine Nyree Campus (JNC)** in Pittsburgh's Sheraden neighborhood after renovating long-vacant buildings in the community. The center provides resources for the community as well as for adults 21 and over with developmental issues. JNC also partners with the City of Pittsburgh on economic development plans for the area.

A **Giant Eagle Mobile Market** stops by the campus every Friday morning to help address the food desert for the community, many of whom don't have transportation to go grocery shopping.

In October, the Joey Porter Sr. & Joey Porter Jr. Celebrity Golf Classic was held at Sewickley Heights Golf Club to help raise funds for the programs.

jasminenyreecampus.com



RYAN SHAZIER FUND FOR SPINAL REHABILITATION

When former Steelers linebacker **Ryan Shazier** suffered his life-altering spinal cord injury (SCI), his eyes were opened to the challenges and barriers SCI patients face in their road to recovery. This led him to start the **Ryan Shazier Fund for Spinal Rehabilitation** with the mission of giving those with SCI and their caregivers the support, resources and funding they need to live independent and meaningful lives. The Fund is raising awareness through Shalieve Stories. The stories showcase the inspirational journeys of those facing their spinal cord injury challenges with courage and determination as Ryan did. Ryan shares his story in the book "Walking Miracle," released in November 2021.

The Fund's signature fundraising event, "Run for the Black and Gold," was held in May at Acrisure Stadium. The mock horse racing event features great food, music, live auction and appearances by current and former Steelers in support of Ryan.

ryanshazierfund.org




DONNIE SHELL SCHOLARSHIP FOUNDATION

The Donnie Shell Scholarship Foundation (DSSF) was created by Donnie and Paulette Shell to fill in the financial gap for students attending Historic Black Colleges and Universities (HBCU).

DSSF strives to assist dedicated students from diverse economic circumstances. Many of these students do not have the financial means to attend college and are often denied the opportunity to develop their full potential. To help alleviate these crippling financial obstacles, DSSF partners with select HBCUs to provide support in the forms of scholarships and a needs assistance fund.

donnieshell.com/pages/scholarship



JOHN STALLWORTH FOUNDATION

The John Stallworth Foundation (JSF) was created in 1980 by Hall of Fame WR John Stallworth and his wife Flo to provide merit-based scholarships to deserving students attending their alma mater, Alabama A&M University. The Foundation's mission was expanded in 2013 to add scholarships for students attending other universities in the state of Alabama. The JSF assists academically gifted, deserving students from diverse economic circumstances. Many of these students do not have the financial means to attend college and are often denied the opportunity to develop their full potential. Since its inception, the Foundation has awarded more than \$550,000 in scholarship awards.

johnstallworth.com

ROD WOODSON

H.O.P.E. THROUGH FOOTBALL

Rod created his foundation to provide hope through football to give players in the United States and Internationally the same opportunity has been afforded to live a dream and to believe in who they are. His organization provides football camps and flag football leagues and tries to build confidence and show how special they are and they can accomplish anything they put their minds to.

hopethroughfootball.org





In this section



Gameday

ACTIVATIONS

CRUCIAL CATCH

Throughout October, all thirty-two teams of the National Football League highlight the fight against cancer by supporting the Crucial Catch: Intercept Cancer initiative. During our Crucial Catch game, pink Terrible Towels were given to fans at the stadium gates, two-time cancer survivor Curtis Lewis Jr. sang the National Anthem accompanied on the field with thirty local UPMC and American Cancer Society cancer survivors and a check was co-presented by UPMC Hillman and UPMC Magee hospitals to Cancer Bridges who support those impacted by cancer by providing a variety of programs and services.



LATINO YOUTH HONORS

This season, the National Football League and the Hispanic Heritage Foundation (HHF) announced the inaugural "NFL Latino Youth Honors," recognizing outstanding high school tackle and flag football athletes from around the country for their academic and athletic excellence. The Pittsburgh Steelers nominated Peter Gonzalez, a local standout football player at Central Catholic High School in Pittsburgh who was selected as one of eight finalists. As a finalist, Gonzalez received a grant award and participated in a variety of events taking place in Las Vegas during Super Bowl LVIII week including a ceremony where he was named the national winner of the NFL Latino Honors Award. In addition, the Pittsburgh Steelers surprised Gonzalez with tickets to attend the Super Bowl.





COMMUNITY SPOTLIGHT PROGRAM

During each home game this season, the Steelers recognized a local organization that makes a significant impact on our region. Each organization received tickets to a Steelers game, access to VIP hospitality, and a special in-game segment at the beginning of the second quarter to spotlight their work and provide information on how fans can get involved. The Steelers recognize and appreciate the positive impact made by organizations throughout the Pittsburgh community.



MY CAUSE MY CLEATS

For the eighth consecutive year, the Pittsburgh Steelers participated in the NFL's My Cause My Cleats initiative. The initiative encourages players to wear specially designed cleats during gameday to support charitable organizations, with the option of auctioning them off to raise money for their cause. This year, forty Steelers players participated by spotlighting a cause close to their hearts during the December 3 game against the Arizona Cardinals.

SALUTE TO SERVICE

The Salute to Service initiative is dedicated to honoring, empowering and connecting with our nation's service members, veterans and families. This initiative is recognized throughout the month of November across the National Football League and we were proud to recognize our own military community through the following activations.

For the second year, Pittsburgh Steeler Levi Wallace surprised local veterans by presenting hero banners to honor their service and sacrifice to our country. The banners were hung along Art Rooney Avenue during game day against the Tennessee Titans. Not only were they invited to the game, they also participated in the terrible towel twirl lead by Steelers Legend and United States Marine Corp veteran John Banaszak. Wallace was also named the Pittsburgh Steelers nominee for the Salute to Service Award for his continued support of the military community. In addition to this, fans were encouraged to write cards to service members, veterans, and military families as part of the Red Cross Holiday Mail for Heroes Program. Halftime featured an on-field competition between the five branches of the military in a punt, pass and kick competition, playing for military charities.





U.S. STEEL SALUTE TO HEROES

The Pittsburgh Steelers recognize military heroes on-field at every home game and present them with a hero award from U.S. Steel.

Here is a list of heroes honored during the season:

- U.S. Navy Lieutenant Commander Gina L. Morosky
- U.S. Marines First Sergeant Jim McGinley
- U.S. Army Specialist Bobby Hillen
- U.S. Navy Petty Officer Third Class Ralph Browning
- U.S. Reserves/National Guard Services Staff Sergeant Alex Sharpe
- U.S. Air Force Staff Sergeant John Sharpe
- U.S. Army Command Sergeant Major Gretchen Evans
- U.S. Marines Sergeant Dustin Davis
- U.S. Army Colonel Brian R. Dunmire (Active)
- U.S. Navy Seabee Petty Officer Michael McCarthy
- U.S. Army Medal of Honor Recipient Colonel Walter Joe Marm Jr.
- U.S. Marines Corporal Carl Truss
- U.S. Army Sergeant First Class Lamar Guillard (Active)
- U.S. Army Green Beret Lieutenant Colonel Derek Gedmintas (Active)



INSPIRE CHANGE CHANGEMAKER AWARD

The Pittsburgh Steelers selected Dr. Kathi Elliott, CEO of Gwen's Girls, as the recipient of the 2023 Changemaker Award. Elliott was surprised with Superbowl tickets during the Steelers Inspire Change game in December.

This is the second year that the NFL has presented this award to recognize community members who are making a difference through social justice work. Gwen's Girls empowers girls to have productive lives through exposure to holistic, gender-specific programs, education, and experiences.



Walter Payton MAN OF THE YEAR Award



Pittsburgh Steelers Cameron Heyward is the 2023 Walter Payton Man of the Year.

The award recognizes a player's off-the-field community service, as well as his playing excellence. Heyward's impact in the Pittsburgh community and in his hometown Georgia, have spanned his whole NFL career. In 2015, he launched his nonprofit, The Heyward House to expand his programs such as Craig's Closet and the Literacy Project. His commitment to the community is highlighted in his contributions to the Social Justice Fund and Cam's Kindness Week. His continuous work in the community led Heyward to be selected as the 2023 Walter Payton Man of the Year at the NFL Honors in Las Vegas and was presented to by Prince Harry the Duke of Sussex. "Pittsburgh has meant so much to my family," said Heyward. "To get to play in this league right next door to where my dad started his football career has been really special. It's important to me to give back to this community that has blessed my family in so many ways."





BART STARR

Award



Minkah Fitzpatrick became the first Steeler to receive the Bart Starr Award at the 36th annual Super Bowl breakfast.

The award honors a player for his outstanding character, integrity and leadership on and off the field and his voted on by his peers. Fitzpatrick is the first Pittsburgh Steelers player to win the award which is presented through the faith-based organization Athletes in Action. His impact off the field has been equally notable to the work he does on the field. He is a member of the Steelers Social Justice Committee, reaching out to youth and organizations in the Pittsburgh area to open up lines of communication, launched a campaign through his faith-based Unshackled Foundation to benefit foster children served by KidsVoice, and sponsor Pittsburgh Police Officers and youth to attend a tailgate and enjoy a game while building a stronger relationship between police and youth.

HERE WE GO



COACHES



MIKE HEAD COACH TOMLIN

YEARS WITH STEELERS: 18
NFL EXPERIENCE: 24



Mike Tomlin was named the 16th head coach in Pittsburgh Steelers history on January 22, 2007. Hired at the age of 34, Tomlin became only the third head coach hired by the Steelers since 1969.

In his 17 seasons as head coach for the Pittsburgh Steelers, Tomlin has accomplished many things that have never been done in the team's storied history. A franchise known for stability at the head coaching position, Tomlin ranks among the League's longest-tenured active head coaches entering the 2024 season.

Tomlin became the youngest head coach in NFL history to both coach in and win a Super Bowl when he led the Steelers to a 27-23 victory over the Arizona Cardinals in Super Bowl XLIII (36 years, 323 days), a record that held until it was eclipsed by Sean McVay in Super Bowl LVI (36 years, 20 days). By winning the Super Bowl in only his second season as a head coach, he also became the fastest to win a Super Bowl title in Steelers history.

During his head coaching tenure in Pittsburgh, Tomlin has led the Steelers to seven AFC North titles, most recently in 2020, and has guided the Steelers to the playoffs 11 times, including two trips to the Super Bowl (XLIII and XLV). Tomlin has won at least five home games in 16 of his first 17 years, including six in 2021. In his 17 seasons, he has never had a losing record.

Tomlin is the only head coach in League history to begin a head coaching tenure with at least 17 consecutive non-losing seasons. He has led the Steelers to a .500-or-better record in each of his 17 seasons as head coach. That is the third-longest streak of .500-or-better seasons by a head coach in NFL history.

Tomlin has sent a total of 76 selections to the NFL's annual Pro Bowl, including the three players who received Pro Bowl honors for the 2023 season. Additionally, Tomlin was appointed by Commissioner Roger Goodell to the NFL's Competition Committee in March 2013.

Tomlin is just the eighth coach in NFL history to win a Super Bowl within his first two seasons as head coach. He is the only head coach in Steelers history to lead the team to two Super Bowls in his first four seasons at the helm, including an appearance against the Green Bay Packers in Super Bowl XLV. He is one of only two Steelers head coaches to win three division titles in his first four seasons.

Tomlin has led Pittsburgh to a 173-100-2 record in the regular season since becoming the team's head coach in 2007 - the third-best record in the NFL during that time span, behind only Andy Reid and Bill Belichick. His 173-100-2 regular-season record (.633) is the best start in franchise history. Tomlin's 4.73 regular-season victories are the second-most among active NFL head coaches and tied for the 11th-most in League history. Tomlin's .633 regular-season win percentage is the eighth-highest in NFL history (minimum 150 games).

Tomlin, who ranks ninth in NFL history with a regular-season record of 73 games over .500, Bill Belichick, Andy Reid and Marty Schottenheimer are the only coaches in NFL history with career records of 70 or more games over .500 not in the Pro Football Hall of Fame.

Tomlin is one of two active NFL head coaches with over 170 victories and one of four active NFL head coaches to defeat at least 31 current NFL franchises.

With a victory at Cincinnati in Week 12 of 2023, Mike Tomlin became the 16th head coach in NFL history to reach 170 career wins. He registered 170 wins in 269 games coached, which was the fifth-fewest games coached in League history to reach the milestone.

Tomlin led the Steelers to another 10-win season in 2023, the 10th time Pittsburgh has reached double-digit wins during his tenure. The Steelers played eight regular-season games vs. 2023 playoff teams, including both four at home and four on the road. Pittsburgh's eight regular-season games played vs. 2023 playoff foes was tied for the eighth-most in the NFL. Five teams in the League that qualified for the playoffs played at least eight games vs. 2023 playoff teams and only Baltimore played more such games and reached the postseason. The Steelers' five regular-season wins vs. 2023 playoff foes was tied for the third-most in the NFL since season.

Tomlin's young 2022 team improved dramatically over the course of the season, culminating in Tomlin's 16th-straight season of .500 or above with a record of 9-8. The Steelers started the season at 2-6 before their Week 9 bye, and went 7-2 the rest of the way. Pittsburgh's offense boasted the best third-down conversion rate and the third-most rushing yards in the League from Weeks 10 through 18 after starting the season ranked 24th in both categories. Defensively, Pittsburgh improved from ranking 29th in opponent yards per game to the stingiest defense in the League over the second half of the season, allowing an NFL-best 272.9 yards per game following their bye week. The Steelers defense also improved in getting off the field over the last nine weeks, allowing the third-least third-down conversions (36) and and tying for the second-most interceptions (12). The team's 20 interceptions in the season tied for the most in the League.

In 2021, Tomlin led the Steelers to a 9-7-1 record and captured a playoff berth for the 10th time in his Steelers career. For the fifth-straight season, the Steelers led the NFL in sacks (55). The Pittsburgh defense sat atop the League in red zone defense allowing touchdowns on just 50.14% of red zone trips. Offensively, Pat Freiermuth and Najee Harris set several rookie franchise records and were two of five rookies starting in Week 1 of the season.

In 2020, Tomlin became one of just two head coaches in NFL history to begin a head coaching tenure with at least 14 consecutive non-losing seasons – joining Marty Schottenheimer (14, 1984-97). The Steelers began the season with an 11-0 win-streak, which culminated in a 12-4 regular-season record and Tomlin's ninth AFC North title. The 11-game winning streak (9/14/20-12/2/20) tied the longest regular season winning streak in franchise history. Over the past six seasons (2013-20), Tomlin has led the team to a 26-13 record in the month of December/January.

The Steelers offense dramatically improved in 2020, scoring at least 24 points in 11 regular season games after hitting the mark just five times in 2019. However, it was Pittsburgh's defense that once again showed its teeth, either topping or sharing the league lead in 20 different defensive categories including tackles for loss (103), sacks (56.0), interceptions (18), passes defended (84), quarterback pressures (198), defensive completion percentage (56.7%) and opposing QB rating (76.7). The unit also finished second in takeaways (27) and third in scoring defense (19.5).

Finishing the regular season as the AFC's No. 3 seed, Pittsburgh produced five Pro Bowlers - offensive linemen Maurkice Pouncey and David DeCastro and defenders Minkah Fitzpatrick, Cameron Heyward and T.J. Watt - marking the fourth consecutive season in which at least five Steelers were named to the Pro Bowl.

Pittsburgh was beset with injuries in 2019. The Steelers lost quarterback Ben Roethlisberger with a season-ending elbow injury in Week 2. Running back James Conner missed six games, wide receiver Juju Smith-Schuster missed four games, and was sidelined for the majority of two others, and defensive end Stephon Tuitt missed the final 10 games of the season. Even backups – quarterback Mason Rudolph and running back Jaylen Samuels missed multiple games. Starting center Maurkice Pouncey missed three games. Starting left guard Ramon Foster and starting tight end Vance McDonald were both sidelined two games for concussions. Undrafted rookie free-agent Devlin Hodges was forced to play in eight games (six starts), and, despite an 0-3 start, Tomlin still led Pittsburgh to a record of 8-8.

Despite injuries, Pittsburgh's defense led or tied for the League-lead in sacks (54.0), quarterback hits (117), takeaways (36), fumble recoveries (17) and rush TDs allowed (7). The Steelers also ranked among the NFL's top-five in interceptions (2nd, 20), interception rate (2nd, 3.89%), passing defense (3rd, 194.6), yards per play allowed (3rd, 4.74), passes defended (3rd, 83), yards per rush allowed (3rd, 3.79), forced fumbles (t-3rd, 19), tackles for loss (t-3rd, 90), opposing passer rating (4th, 80.7), pass yards per attempt allowed (4th, 6.06), total defense (5th, 304.1), scoring defense (t-5th, 18.9) and offensive TDs allowed (5th, 30).

During the 2019 season, Tomlin reached 125 career wins in the fewest games (192) in team history, tying him with Bud Grant for the fifth-fewest games by an NFL head coach to secure 125 regular season wins. He was the third head coach in NFL history with 133 or more regular season wins in their first 13 seasons as a head coach, joining Tony Dungy: 139 and Shula: 138.

Tomlin led the Steelers to a record of 9-6-1 in 2018. With a Week 5 win against Atlanta, he and quarterback Ben Roethlisberger broke a tie with Chuck Noll and Terry Bradshaw for the most wins by a head coach-quarterback tandem in franchise history. The duo's 127 regular-season wins (2007-20) are now third-most by a head coach-quarterback pairing in NFL history, trailing only the tandems of Sean Payton/Drew Brees and Bill Belichick/Tom Brady.

Roethlisberger set single-season franchise records for touchdown passes (34), pass completions (452) and passing yards (5,129) in 2018, while leading all NFL players in pass completions and passing yardage. Wide receiver Antonio Brown led the NFL with a single-season franchise record 15 TD catches. Brown and second-year wide receiver JuJu Smith-Schuster also made history, becoming the sixth wide receiver duo in NFL history and first in Steelers history to record 100 receptions and 1,000 yards apiece in a single season. Smith-Schuster was voted Team MVP for his breakout year.

With Tomlin at the helm, six Steelers were named to the Pro Bowl for their 2018 performances — the third consecutive season with at least five selections. Brown, running back James Conner, defensive tackle Cameron Heyward and offensive linemen DeCastro, Maurkice Pouncey and Villanueva all received Pro Bowl accolades.

In 2017, Tomlin led the Steelers to a 13-3 record, including a 6-0 record against the AFC North, securing his sixth division title and a No. 2 seed in the AFC for the postseason. The team's 13 wins marked the most wins in a single season in the Tomlin era.

Under Tomlin's guidance, Roethlisberger became the eighth quarterback in NFL history to reach 50,000 passing yards, finishing the 2017 season with a career total of 51,065. Brown was voted team MVP for his outstanding performance and became the first Steeler to earn the honor four times (2011, '13, '15 and '17). Brown led the league with 1,533 receiving yards and set an NFL record for the most receptions (582) and receiving yards (7,848) by a player in any five-year span in League history. For the second straight season, running back Le'Veon Bell led the AFC in scrimmage yards per game (129.7) and surpassed his own Steelers single-season record for receptions by a running back with 85. Defensively, the team led the NFL and set a Steelers single-season record with 56 sacks in 2017.

For their efforts, Roethlisberger, Brown and Bell were named to the Pro Bowl along with kicker Chris Boswell, linebacker Ryan Shazier, and offensive linemen DeCastro, Maurkice Pouncey and Villanueva. Brown, Bell and DeCastro were also named AP All-Pro, along with Heyward. Heyward and fullback Roosevelt Nix were also added to the Pro Bowl roster prior to the game.

The Steelers finished with an 11-5 record in 2016, and won each of the team's final seven regular-season games, to secure the AFC North title and No. 3 seed in the AFC for the postseason. It marked the fifth time Tomlin led the Steelers to at least 11 wins in the regular season. Pittsburgh won its first two postseason games, vs. Miami in an AFC Wild Card Game and at Kansas City in an AFC Divisional Playoff, before falling to the New England Patriots in the AFC Championship Game.

Bell was voted the Steelers' MVP for his 2016 efforts. He led the NFL in scrimmage yards per game (157.0), and he became the fastest player in NFL history to reach 3,000 rushing yards and 1,500 receiving yards in his career (38 games). In the Steelers' Week 14 victory at Buffalo in 2016, Bell set the single-game team record with 236 rushing yards and tied the single-game team mark with three rushing TDs.

Roethlisberger and Brown continued to etch their names in NFL history. Roethlisberger finished the season with the ninth-most passing TDs in NFL history (301) and the 10th-most passing yards in NFL history (46,814). Brown set numerous NFL records, including one for the most receptions in a player's first 100 career regular-season games (622) and one for the most receptions in NFL history by a player in any four-year span (481).

Tomlin also reached his 100th career win in 2016 and did so in the fewest games (157) in team history. He became the eighth head coach in NFL history to reach 100 regular-season wins in their first 10 seasons.

Despite significant injuries to multiple starters during the 2015 season, the Steelers finished with a 10-6 record (2nd in the AFC North) and advanced to the Divisional Round of the playoffs. The Steelers finished third in the NFL in total offense (1st in the AFC), while the defense posted 48 sacks under first-year defensive coordinator Keith Butler. The 48 sacks were the third most in the NFL in 2015.

In 2014, Tomlin orchestrated one of the top offensive outputs in team history. The Steelers broke numerous offensive records, including points scored (436), total yards (6,577), passing yards per game (301.6) and total first downs (379). On an individual basis in 2014, Tomlin guided Roethlisberger, Brown and Bell — who all made the Pro Bowl — to record-setting years.

Arguably one of his best coaching performances may have come in the second half of the 2013 season. Despite an 0-4 and 2-6 start to the season, the Steelers finished the regular season surging to a 6-2 second-half record, falling just short of the playoffs.

In 2012, Tomlin led the Steelers to a 27-10 victory over the New York Jets in the home opener, becoming the first coach in team history to win his first six home games. The Steelers finished the season with the top-ranked overall defense (275.8 yards/game) and finished first in passing defense (185.2 yards/game).

In 2011, Tomlin led the Steelers to a 12-4 record, marking the second straight season the team posted 12 wins, which was only the second time in team history it had been achieved. The Steelers finished the season with the top-ranked total defense (271.8 ypg) and scoring defense (14.2 ppg). Pittsburgh posted a 7-1 record at home in 2011, for the second time in Tomlin's career (2007). He also had five players (Roethlisberger, Mike Wallace, Pouncey, Troy Polamalu and Brown) selected to the Pro Bowl following the season.

Tomlin's seven road wins during the 2010 regular season tied a Steelers record previously set in 1978 and 2004. The Steelers finished second in total defense under Tomlin's guidance in 2010, allowing only 276.8 yards per game. Pittsburgh led the NFL and set a team record in rushing defense, yielding only 62.8 yards per game (1,004 yards), the third-best total in NFL history dating back to 1970. The Steelers also established an NFL record in 2010 by not allowing an opponent to rush for more than 75 yards in any of their first eight games during the regular season.

In all, the Steelers' defense led the NFL in 2010 in rushing yards allowed (62.8 yds./game), points allowed (232), touchdowns allowed (22), quarterback sacks (48), rushing average (3.0), yards per play (4.5) and yards allowed on first down (4.08). It finished second in the league in passing average (6.31), turnover advantage (+14) and red-zone efficiency (40.0, tied).

Under Tomlin, the Steelers broke new ground on offense in 2009. Pittsburgh's offense ranked seventh in the NFL (ninth passing, 19th rushing) but became the first unit in team history to boast a 4,000-yard passer (Roethlisberger), two 1,000-yard receivers (Hines Ward, Santonio Holmes) and a 1,000-yard rusher (Rashard Mendenhall) in the same season. Pittsburgh's defense ranked fifth in the NFL (third vs. run, 16th vs. pass, run) while leading the AFC and finishing one shy of the NFL lead with 47 quarterback sacks.

The Steelers continued to be dominant at home under Tomlin in 2009. Pittsburgh finished with a 6-2 home record after finishing 7-1 (2007) and 6-2 (2008) at home during Tomlin's first two seasons.

Tomlin finished the 2008 season with a 12-4 record and his second consecutive AFC North Division title, becoming the only Steelers head coach to win division crowns in each of his first two seasons. He also set a record with 22 regular-season wins in his first two years at the helm and is the only Steelers head coach to win at least 10 games in each of his first two seasons. Tomlin's .688 winning percentage (22-10) after two years is the best in Steelers history.

The Steelers' defense was dominant under Tomlin's guidance in 2008, leading the NFL in total defense (237.2), pass defense (156.9), points per game (13.9), total yards per play (3.9), rushing yards per attempt (3.3), passing yards per attempt (4.7) and third-down efficiency (31.4), while finishing second in rush defense (80.3).

Tomlin led the Steelers to a 10-6 record in 2007 and became just the second coach in team history to post a winning record, win a division title and earn a playoff berth in his inaugural season. Tomlin began his head coaching career by becoming only the second Steelers head coach to win his first three games. During 2007, the Steelers became just the fifth team in NFL history to win their first four home games by at least 20 points.

Tomlin guided the Steelers to the NFL's top-ranked defense in 2007, yielding only 266.4 yards per game. The Steelers' defense ranked third in the NFL against both the run (89.9 avg.) and the pass (176.5 avg.), and finished third in the league in total yards allowed per play (4.6). Pittsburgh's defense led the NFL in passing yards per play (5.7) and first downs allowed per game (15.6), and finished second in the league in points allowed per game (16.8).

The Steelers' offense finished third in the NFL in rushing (135.5 avg.) during Tomlin's first season, sparked by Willie Parker, who led the league in rushing before injuring his leg in Week 16. Roethlisberger enjoyed a record-setting season during Tomlin's first year, establishing new team records for TD passes (32) and passer rating (104.1) while earning his first career Pro Bowl appearance.

Tomlin was the NFL's second-youngest head coach in 2007, and he became only the second Steelers coach in team history to win at least 10 games during his first year at the helm. The Steelers posted a 7-1 record at home in 2007 and were 5-1 in the AFC North (3-0 at home).

Tomlin spent the 2006 season as the Minnesota Vikings' defensive coordinator. That season, the Vikings ranked eighth in the NFL in total defense and first against the run while not allowing a 100-yard rusher the entire season.

Tomlin was the defensive backs coach with the Tampa Bay Buccaneers from 2001-05. In 2002, Tomlin guided one of the most productive defensive backfields in the NFL, culminating with its performance in Super Bowl XXXVII. The secondary recorded four of the team's five interceptions, returning two for touchdowns, to help Tampa Bay capture the franchise's first Super Bowl title.

Before joining Tampa Bay's staff, Tomlin served two seasons as the defensive backs coach at the University of Cincinnati (1999-00). He took over a secondary that ranked 111th in the nation in pass defense in 1998 and helped them improve to 61st overall in his first season. Under Tomlin's direction in 2000, the Bearcats ranked eighth in the nation in interceptions as well as fourth nationally in total turnovers.

Prior to joining the Cincinnati staff, Tomlin had a short stint on the coaching staff at Tennessee-Martin and then spent two seasons at Arkansas State, coaching wide receivers in 1997 before switching to defensive backs in 1998.

Tomlin spent the 1996 season as a graduate assistant at the University of Memphis, where he worked with the Tiger defensive backs and special teams units. He began his coaching career in 1995 as wide receivers coach at Virginia Military Institute.

Tomlin was a three-year starter at wide receiver at William & Mary (1990-94) and finished his career with 101 receptions for 2,054 yards and 20 TD catches. A first-team All-Yankee Conference selection in 1994, he established a school record with a 20.2 yards-per-catch average.

Tomlin is very active in the community and was recognized, along with his wife Kiya, in February 2013 by the Chuck Cooper Foundation with the Career Achievement in Leadership Diversity and Community Service Award. Tomlin also participates in the annual ManUp Pittsburgh conference which encourages local men to be better fathers and role models.

TOMLIN'S FOOTBALL CAREER

2007-2024	Pittsburgh Steelers	Head Coach
2006	Minnesota Vikings	Defensive Coordinator
2001-2005	Tampa Bay Buccaneers	Defensive Backs
1999-2000	University of Cincinnati	Defensive Backs
1998	Arkansas State University	Defensive Backs
1997		Wide Receivers
1996	University of Memphis	Graduate Assistant
1995	Virginia Military Institute	Wide Receivers



TERYL AUSTIN DEFENSIVE COORDINATOR

YEARS WITH STEELERS: 6
NFL EXPERIENCE: 21



Teryl Austin is in his third season as the Steelers' defensive coordinator. He was promoted after three seasons as the Steelers' senior defensive assistant/secondary coach on February 6, 2022. This marks his 21st year in the National Football League coaching ranks.

In his two years as defensive coordinator (2022-23), the Steelers rank in the top-10 in the NFL in interceptions (2nd, 36), interception rate (3rd, 3.2%), opposing completion percentage (3rd, 61.0%), fewest first downs allowed/game (6th, 18.4), scoring defense (6th, 19.7), redzone efficiency (7th, 50.5%), opposing TD/INT ratio (8th, 1.4), forced fumbles (10th, 27) and opposer passer rating (10th, 85.8).

Under the guidance of Austin, Pittsburgh improved from ranking 29th in opponent yards per game to the stingiest defense in the League over the second half of the 2022 season, allowing an NFL-best 272.9 yards per game following their bye week. The Steelers defense also improved in getting off the field through the last nine weeks, allowing the third-least third-down conversions (36) and tying for the second-most interceptions (12). The team's 20 interceptions on the season tied for the most in the League.

In 2021, six different Steelers' defensive backs were responsible for interceptions, while five forced at least one fumble. Pro Bowl safety Minkah Fitzpatrick led the team with 124 tackles on the season.

Austin coached a group of defensive backs that helped Pittsburgh's defense rank as one of the NFL's best in 2020. The Steelers limited 11 opponents below a 60.0 completion percentage, which led all teams for the season. Pittsburgh's opponents averaged a 56.7 completion percentage and a 76.7 average quarterback ranking. Both marks not only led the NFL but were the lowest by a Pittsburgh defense since 2011. The Steelers also finished near the top of the League in interceptions (t-1st, 18), takeaways (2nd, 27), games with multiple takeaways (1st, 11) and passes defended (1st, 84).

Fitzpatrick was named both a Pro-Bowler and AP All-Pro for the second season in a row. Fitzpatrick had five takeaways (four interceptions and one fumble recovery), which ranked sixth in the NFL.

In 2019, Pittsburgh ranked top-five in the NFL in interceptions (2nd, 20), interception rate (2nd, 3.89%), pass defense (3rd, 194.6), yards per play allowed (3rd, 4.72), passes defended (3rd, 99), opposing passer rating (4th, 79.7), pass yards per attempt allowed (4th, 6.06), total defense (5th, 304.1) and scoring defense (5th, 18.9).

Fitzpatrick, who was named All-Pro, had five interceptions, two forced fumble and three fumble recoveries in 2019. His eight total takeaways (interceptions and fumble recoveries) led the NFL. He recorded defensive TDs in back-to-back games, including a 96-yard interception return for a TD against the Colts (Nov. 3) and a 43-yard fumble return for TD against the Rams (Nov. 10).

Prior to his time in Pittsburgh, Austin served as defensive coordinator for the Detroit Lions (2014-17), before a one-year stint in the same role with the Cincinnati Bengals (2018).

As defensive coordinator for the Lions (2014-17), Austin's defensive units ranked in the Top-10 among all NFL teams in total yards per game allowed (340.3/10th), rushing yards per game allowed (100.3/8th) and the number of games in which opponents were held to 20 points or less (34/tied for 6th).

In 2017, the Lions finished third in the NFL with 32 takeaways, tied for second in fumble recoveries (13) and tied for fifth with a +10 turnover differential. In 2016, Austin's defensive squad helped the team advance to the playoffs as the unit tied for second in the NFL by holding opposing offenses to 21 points or less in 10 games. In 2014, his first season as an NFL defensive coordinator, Austin coordinated one of the League's most dominant defenses, finishing first in rush defense (69.3 ypg.), second in total defense (300.9 ypg.) and third in scoring defense (17.6 ppg.).

Prior to his time with Detroit, Austin served as a defensive backs coach for a combined 10 years with three NFL teams: Seattle Seahawks (2003-06), Arizona Cardinals (2007-09) and Baltimore Ravens (2011-13). In each of his three stops as a position coach, Austin helped lead his team to Super Bowl appearances (Seattle in 2005 and Arizona in 2008), while securing a 2012 Championship with Baltimore.

Austin served as the secondary coach of the Ravens (2011-13), developing an integral part of one of the NFL's best defenses. In 2012, Austin's secondary helped the Ravens to the Super Bowl XLVII Championship. In 2011, the Ravens yielded a league-low 11 passing TDs and surrendered the third-fewest points per game (16.6), tying an NFL record by ranking in the top three in points allowed for the fourth straight season.

In 2010, Austin served at the helm of the University of Florida's defense, which recorded 22 interceptions — the fourth-most in the nation — returning four for TDs. Austin's unit led the SEC in conference games, allowing just 310.8 yards per game, including 175.5 passing.

Three of Austin's defensive backs with the Arizona Cardinals earned Pro Bowl honors in 2009: CB Dominique Rodgers-Cromartie, S Antrel Rolle and S Adrian Wilson. Austin helped guide Rodgers-Cromartie, the team's first-round pick in 2008, to a team-best four interceptions in the regular season and two during the playoffs. In 2007, the Cardinals led the League with six interceptions returned for TDs and 551 interception return yards.

Austin played a key role in the development of the Seahawks' young secondary during his 2003-06 tenure in Seattle. Seattle's defense produced 67 interceptions over Austin's four-year span, tying for the 10th-most in the NFL from 2003-07.

Austin's college coaching career began as a graduate assistant at Penn State (1991-92). He held stints as the defensive backs coach at Wake Forest (1993-95), Syracuse (1996-98) and Michigan (1999-2002). Austin was a three-year starter and four-year letterman at safety for the University of Pittsburgh from 1983-87. He earned a bachelor's degree in communications from Pittsburgh in 1988. Austin played for the Montreal Machine of the World League of American Football in 1991, after attending training camps with the Washington Football Team and the Hamilton Tiger-Cats (CFL).

Austin, a native of Sharon, Pa., attended Sharon (Pa.) High School. He and his wife, April, have five children, including sons Tyler, Trey and Torin, and daughters Alexa and Alivia.

AUSTIN'S FOOTBALL CAREER

2022-2024	Pittsburgh Steelers	Defensive Coordinator
2019-2021		Senior Defensive Assistant/Secondary
2018	Cincinnati Bengals	Defensive Coordinator
2014-2017	Detroit Lions	Defensive Coordinator
2011-2013	Baltimore Ravens	Defensive Backs/Secondary
2010	University of Florida	Defensive Coordinator/Cornerbacks
2007-2009	Arizona Cardinals	Defensive Backs/Secondary
2003-2006	Seattle Seahawks	Defensive Backs/Secondary
1999-2002	University of Michigan	Defensive Assistant
1996-1998	Syracuse	Defensive Assistant
1993-1995	Wake Forest	Defensive Backs
1991-1992	Penn State	Graduate Assistant



ARTHUR SMITH OFFENSIVE COORDINATOR

YEARS WITH STEELERS: 1
NFL EXPERIENCE: 16



Arthur Smith, previous head coach for the Atlanta Falcons for three years (2021-23), is in his first season as the Steelers' offensive coordinator in 2024. This marks his 16th year in the National Football League coaching ranks.

Under Smith's guidance, the Falcons led the NFL in fewest penalties (2022), ranked third in successful play rate on rushing attempts, based on EPA (2022), finished third in rushing yards/game (2022), ninth in rushing yards/game (2023), 10th in third-down conversion rate (2022), 13th in third-down conversion rate (2023) and 13th in passing yards/attempt (2023).

Atlanta eclipsed 400 total yards of offense on six occasions in 2023, tied for the fourth-most in single-season franchise history. The Falcons and Miami were the only teams in the NFL to finish the season with a top-10 rushing attack and a top-five opponent pressure rate. Bijan Robinson finished the season second among rookies with 1,463 yards from scrimmage. He recorded the most yards from scrimmage by a rookie in franchise history (1,463) and led all NFL rookies with 976 rushing yards, while adding 487 receiving yards and eight TDs (four rushing, four receiving). Robinson set the franchise record for most receptions by a rookie running back (58) and became the fifth rookie running back in League history to record at least 1,400 yards from scrimmage, 55 receptions and four receiving TDs. He also registered the most games with 100 yards from scrimmage by a rookie in franchise history (six).

Kyle Pitts (667) and Jonnu Smith (582) are the first pair of tight ends to both have 500+ receiving yards in the same season since Zach Ertz (916) and Dallas Goedert (607) in 2019 with Philadelphia.

Atlanta's rushing attack averaged 74.5 more rushing yards per game in 2022 than it did in 2021, resulting in the largest one-season improvement by any team since at least 2001. Additionally, Tyler Allgeier became the sixth rookie in the NFL, selected in the fifth round-or-later, to eclipse 1,000 rushing yards over the past 20 seasons.

First-round selection Drake London finished his rookie season in 2022 with 72 receptions for 866 yards and four TDs, surpassing Pitts (68 in 2021) for the most receptions by a rookie in franchise history. With Allgeier (1,035 rushing) and London (866 receiving), the Falcons became the fourth team to have a 1,000-yard rookie rusher and an 800-yard rookie receiver in the same season in NFL history.

In his first year at the helm, Cordarrelle Patterson set single-season then career highs for rushing yards (618), receiving yards (548), rushing TDs (six) and receiving TDs (five), and became the first player to record at least five rushing and five receiving TDs in a single season in franchise history.

Additionally, Pitts became the second rookie tight end to surpass 1,000 receiving yards in NFL history, joining Pro Football Hall of Famer Mike Ditka (1,076 yards in 1961). Pitts broke the single-season franchise record for most receiving yards by a tight end with 1,028, surpassing Pro Football Hall of Famer Tony Gonzalez (930 in 2012). He also became the first rookie tight end selected to the Pro Bowl since 2002 (Jeremy Shockey, N.Y. Giants).

Prior to his tenure in Atlanta, Smith orchestrated one of the NFL's top offenses with Tennessee in 2019 and 2020.

In 2020, the Titans ranked in the top five in the League in plays of 50+ yards (10, 1st), pass plays of 50+ yards (8, 1st), offensive EPA (140.01, 2nd), total offense (396.4, 2nd), rushing offense (168.1, 2nd), yards/rush (5.2, 2nd), red-zone efficiency (75.0, 2nd), rushing EPA (-0.42, 3rd), runs of 20+ yards (20, 3rd), yards/play (6.2, 4th), passing EPA (139.28, 4th), runs of 10+ yards (70, 4th) and third-down conversion rate (46.2, 5th).

Smith guided a Tennessee offense that averaged 2.86 points/dive in 2020, which not only led the NFL, but also ranks as the eighth-best single-season mark in the League since 2000. The Titans scored TDs on 35.9% of its drives that season, which ranks as the fourth-best single-season mark in the League since 2000.

Smith also oversaw one of the most potent rushing attacks as Derrick Henry became just the eighth player in League history to rush for 2,000+ yards in a single season. Henry's 2,027 rushing yards ranks fifth all-time and paced the Titans to the League's second-best rushing offense in 2020.

Tennessee was among the League's best in the red zone in Smith's two-years as offensive coordinator. The Titans' 75.6 (2019) and 75.0 (2020) red-zone TD percentages are the fourth and fifth-best single-season marks in the NFL since 2000.

Smith also helped revitalize the career of Ryan Tannehill. In two seasons running Smith's offense, Tannehill started 26 games and registered 6,561 passing yards with 55 TDs, 13 interceptions and a 110.6 passer rating, while completing 67.3 percent of his passes. He was named to the Pro Bowl for the first time in his career in 2019 after leading the NFL with a 117.5 passer rating.

Smith also fostered the development of A.J. Brown, who eclipsed 1,000 receiving yards in each of his first two NFL seasons and scored 19 TDs in 30 games.

In 2019, Tennessee led the NFL in red-zone efficiency (75.6), ranked third in rushing offense (138.9 ypg.), and fourth in yards/play (6.12). The Titans' percentage in the red zone was the highest since the 2013 Denver Broncos (76.1). Tannehill and Henry became the fourth set of NFL teammates to lead the League in passer rating and rushing yards, respectively, since the current passer rating system was implemented in 1973.

Smith served under four different Titans head coaches, working his way up from his 2011 position of defensive assistant/quality control coach. He also spent time as an offensive assistant/quality control coach (2012), offensive line/tight ends assistant (2013), and assistant tight ends coach (2014-15) before taking over as tight ends coach during the 2015 season and holding the position through 2018.

Prior to joining the Titans, Smith spent two years as the defensive quality control coach for the Washington Commanders under Joe Gibbs (2007-08). In addition to his coaching role, he also worked as a college scouting assistant in Washington in 2007. In 2010, Smith worked at Ole Miss as an administrative assistant/defensive intern, working primarily with the linebackers.

Born and raised in Memphis, Tenn., Smith graduated from North Carolina where he played offensive line and later joined the Tar Heels coaching staff as a graduate assistant (2006), working with the offensive line.

Smith and his wife, Allison, have two sons, Tanner and Liam, and one daughter, Sophie.

SMITH'S FOOTBALL CAREER

2024	Pittsburgh Steelers	Offensive Coordinator
2021-2023	Atlanta Falcons	Head Coach
2019-2020	Tennessee Titans	Offensive Coordinator
2015-2018		Tight Ends
2014-2015		Assistant Tight Ends
2013		Offensive Line/Assistant Tight Ends
2012		Offensive Quality Control
2011		Defensive Quality Control
2010	University of Mississippi	Defensive Intern/Administrative Assistant
2007-2008	Washington Commanders	Defensive Quality Control
2006	University of North Carolina	Graduate Assistant



DANNY SMITH

SPECIAL TEAMS COORDINATOR

YEARS WITH STEELERS: 12
NFL EXPERIENCE: 30



Danny Smith is in his 12th season with the Steelers as the special teams' coordinator. Smith was hired on January 31, 2013.

Since joining the Steelers in 2015, kicker Chris Boswell is 231-of-265 overall on field goal attempts (87.2%), including 103-of-130 (79.2%) from 40 yards or longer. He ranks second in field goal percentage (87.2%) among all NFL kickers with at least 250 field goal attempts since the start of the 2015 season. Boswell's 87.2 field goal percent ranks first in Steelers history among kickers with at least 200 field goal attempts. He has registered a franchise-record 10 career game-winning field goals (last five min. of the fourth quarter or overtime for a lead change).

In 2023, Miles Killebrew was named First Team All-Pro by the Associated Press. He blocked a Baltimore punt that resulted in a safety in Week 5. Killebrew blocked a New England punt early in the fourth quarter that set up a Pittsburgh scoring drive in Week 14 (the punt went past the line of scrimmage so not officially a blocked punt). Since he signed with the Steelers in 2021, Killebrew's three blocked punts are tied for the most by any team in the League, let alone individual player. He leads the NFL with three punts blocked since the start of the 2021 season. His four career blocked punts are tied for the most by any active player in the League.

In 2022, Boswell made 20 field goals for the sixth time in his career, despite missing five games with an injury. His 59-yard field goal against the N.Y. Jets in Week 4 tied the longest make of his career. In Week 17 at Baltimore, Boswell became the second player in team history with at least 200 career field goals made.

In 2021, Boswell broke his own franchise record for most field goals made in a season in Steelers history (36). He also converted 8-of-9 attempts from 50+ yards, doubling his previous record of four makes from 50+ yards in a single season (2017).

Smith also oversaw the development of rookie punter Pressley Harvin in 2021. Harvin finished 10th in the League, landing 25 punts inside the 20-yard line as a rookie.

Under the guidance of Smith, Boswell made 19 field goals on 20 attempts (95.0%) in 2020, the best field goal percentage of his career in a single season. From 2019-2020, Boswell connected on 25-straight field goal attempts, which was the longest streak in the NFL when it ended in Week 11 of 2020 at Jacksonville.

Boswell made 29 of his 31 field goal attempts (93.5%) in 2019, including 29 of 30 from inside 54 yards and 10 of 12 from 40+ yards. He ranked tied for third in the NFL in field goals made, tied for fourth in field goals attempted and fourth in points (115). Among NFL kickers with at least 30 field goal attempts, Boswell ranked second in field goal percentage.

Boswell was the only kicker in 2019 that did not miss an extra-point attempt (28 of 28) and connected on at least 90% of his field goal attempts. He was the first NFL kicker to accomplish the feat since 2017 and fifth to do so since 2015, when the extra-point attempt was moved to the 15-yard line.

Wide receiver and punt returner Diontae Johnson excelled under Smith's tutelage in 2019. The rookie led the NFL in punt-return average (12.4). Johnson was the fifth player in franchise history to lead the League and first since the 1970 AFL-NFL merger. He returned a punt 85 yards for a TD at Arizona in Week 14, which was the longest punt return for a TD in franchise history. It was the first punt-return TD for the Steelers since December 6, 2015 (Antonio Brown vs. Indianapolis). Johnson was the first Pittsburgh rookie with a punt return for a TD since December 17, 2006 (Santonio Holmes vs. Carolina).

Boswell landed 13 successful field goals in 2018, following a 2017 season where he earned his first Pro Bowl selection after a record-setting campaign. Boswell established single-season franchise records for the most field goals made (35) and total points (142) during the 2017 season, in addition to setting a team record for the most field goals made from 50 yards or further in a season with four. His 35 field goals made and 142 points surpassed the previous milestones of Norm Johnson set in 1995 (34 and 141). Boswell converted four game-winning field goal attempts — kicks within one minute of regulation — during the 2017 regular season.

In 2016, Boswell tied the franchise's regular-season record for the most field goals made in a single game with six (12/18 at Cincinnati). Also in that contest, he set the franchise record for most field goals made from 40 yards or longer in a single game (five). Since 1960, his five made field goals from 40 yards or longer are tied for the most in a single game in NFL history (Mason Crosby, 11/22/15).

Boswell also set the NFL and Steelers record for most field goals made in a single postseason game (six) at Kansas City in the AFC Divisional Playoff. At the end of the 2016 postseason, Boswell was a perfect 15-of-15 in his playoff career. He became the first player in NFL postseason history to convert each of his first 15 field goal attempts.

Though Boswell had never kicked in an NFL game prior to his 2015 Steelers debut, he made 29 field goals and 26 PATs for a total of 113 points in just 12 games. He set rookie/first-year single-season team records in field goals made (29), points (113) and field goal percentage (90.6). Boswell's 29 made field goals tied for fifth on the team's single-season field goals made chart.

Prior to the 2015 regular season, the Steelers lost kicker Shaun Suisham for the season in the team's first preseason contest due to a knee injury. Pittsburgh then went through two other kickers (Garrett Hartley and Josh Scobee) before signing Boswell prior to the team's Week 5 game.

Through his first five years in the NFL and with the Steelers, punter Jordan Berry owns the team's single-season regular season record for highest net punting average (40.9, 2019). He ranks third in franchise history with a 44.2 punting average (min. 100 punts) and second in team annals with 131 punts inside the opponent 20-yard line.

Berry, who recorded a franchise record 40.9 net punting average, averaged a career-best 45.5 yards per punt in 2019.

In 2018, Berry tallied a 38.8 net punting average coming off a 2017 season in which he posted the second-best mark in team history with a 39.8 average.

In 2016, Berry set the team's single regular-season record for highest net punting average (40.2) and became the seventh Steeler in team history to land 50 punts inside the opponent's 20-yard line in their career.

During the 2015 season, Berry established a Steelers' single-season record (since 1976) for the highest percentage of punts downed inside the 20-yard line (47.5). That percentage also placed him third in the NFL.

In 2014, Smith got solid efforts from Suisham and punter Brad Wing. Suisham made 29-of-32 field goal attempts and all 45 of his PATs for a total of 132 points, good for third in the AFC. Wing averaged 43.7 yards per punt in his debut NFL season in 2014. His gross punting average was the fifth-highest total in team history for a rookie or first-year player in a single season.

In the Steelers' Week 17 showdown with the Cincinnati Bengals, the AFC North Championship was on the line. Smith's punt return units cleared the way for Antonio Brown to return a punt 71 yards for a TD. It marked the second straight season Brown returned a punt for a TD against Cincinnati.

In Smith's first season as the Steelers' special teams coordinator in 2013, Suisham had a career year, connecting on 30-of-32 field goals, which are a career high and are tied for the third-most field goals made in a single season in Steelers history. His 93.8 field goal percentage (minimum 15 attempts) also set a new single-season team record.

In addition to being selected to the Pro Bowl as a wide receiver in 2013, Brown was also selected as a return specialist. He recorded a 67-yard punt return for a TD in Week 15 versus Cincinnati, which was one of his five returns of 40 or more yards on the season.

Prior to joining Pittsburgh, Smith served as the Washington Football Team's special teams coordinator from 2004-2012. He helped establish Washington's special teams as one of the top coverage and return units in the NFL.

Prior to joining the Washington Football Team, Smith was the special teams coordinator for the Buffalo Bills (2001-03), coached tight ends for the Detroit Lions (1999-2000), and he split duties as the defensive backs and special teams coach for the Philadelphia Eagles (1995-98).

Smith spent eight years (1987-94) as an assistant coach for Georgia Tech, where he coached running backs, wide receivers and defensive backs. He was on the staff for the Yellow Jackets' 1990 team that was named co-NCAA National Champions.

Smith played defensive back for Edinboro State College from 1972-1976, and he was elected to the Edinboro University Athletics Hall of Fame in 2007.

His first collegiate coaching position came as a graduate assistant at his alma mater in 1976. Smith also was a defensive graduate assistant coach at Clemson University (1979), The College of William & Mary (1980-83) and The Citadel, the Military College of South Carolina (1984-86).

Born and raised in Pittsburgh, Smith attended Pittsburgh Central Catholic High School. He coached at Central Catholic (1977-78), helping tutor future Pro Football Hall of Fame quarterback Dan Marino. Smith is married to Elaine, of Ambridge, Pa. They have three children, Erin, Courtney and Jason.

SMITH'S FOOTBALL CAREER

2013-2024	Pittsburgh Steelers	Special Teams Coordinator
2004-2012	Washington Redskins	Special Teams Coordinator
2001-2003	Buffalo Bills	Special Teams Coordinator
1999-2000	Detroit Lions	Tight Ends
1995-1998	Philadelphia Eagles	Defensive Backs/Special Teams
1987-1994	Georgia Tech	Running Backs/Wide Receivers/Defensive Backs
1984-1986	The Citadel	Graduate Assistant
1980-1983	William & Mary	Graduate Assistant
1979	Clemson University	Graduate Assistant
1977-1978	Pittsburgh Central Catholic High School	Defensive Backs
1976	Edinboro State	Graduate Assistant



TOM QUARTERBACKS COACH
ARTH

YEARS WITH STEELERS: 1
NFL EXPERIENCE: 3



Tom Arth is in his first season as the Steelers' quarterbacks coach in 2024.

Arth comes to Pittsburgh from the L.A. Chargers where he served as passing game specialist for two seasons (2022-23). He was part of a staff that coached the Chargers to rank fifth in passing offense (251.2 ypg.) and No. 11 in total offense (344.3 ypg.) over his tenure. Arth helped quarterback Justin Herbert continue to set records, as no player has more completions (1,613) or passing yards (18,134) over the first four seasons of a career. Herbert's 114 passing TDs and 125 total TDs rank second in League history – only Dan Marino (142) and Josh Allen (135) registered more, respectively, over their first four seasons in the NFL.

Herbert had more completions (1,316), passing yards (14,089) and total TDs (102) over the first three seasons of a career than any player in League history. He also was the only quarterback in NFL history to begin a career with three consecutive seasons of 4,000-plus passing yards and the second player ever to throw 25 TDs in each of their first three years, joining Hall of Fame quarterback Peyton Manning.

Arth also brings nine years of collegiate head coaching acumen and three seasons of NFL playing experience to the offensive staff. He spent three years (2019-21) as the head coach at the University of Akron following two seasons (2017-18) at the University of Tennessee at Chattanooga. The first four years of Arth's nine-year run as a collegiate head coach were spent at the helm of his alma mater, John Carroll University (2013-16).

Over Arth's four seasons as the head coach at John Carroll, the Blue Streaks posted a 40-8 record and earned three postseason appearances. He was named Ohio Athletic Conference Coach of the Year on two occasions (2013, 2016) — including National Coach of the Year recognition in 2016. Arth helped produce 55 All-OAC selections and 12 All-Americans in his four-year tenure as head coach.

That 2016 season saw John Carroll claim the program's first outright OAC title in over 25 years, defeating No. 1-ranked Mount Union to earn the conference title. In the postseason, Arth led John Carroll to an appearance in the National Semifinal Round for the second time in program history, which included a win at No. 1-ranked Wisconsin-Whitewater. Arth also led John Carroll to the postseason in each of his first two seasons at the helm (2013-14), marking the first time in school history that the program earned a playoff berth in consecutive years.

Before taking over as head coach, Arth spent his first three seasons (2010-12) at John Carroll in a support capacity. His roles included director of football operations, co-offensive coordinator, assistant recruiting coordinator and quarterbacks coach.

A native of Cleveland, Ohio, Arth started four seasons at quarterback for the Blue Streaks, setting 18 school records over his playing career. He earned consensus All-America recognition following each of his final two seasons and guided the Blue Streaks to a 12-2 record as a senior in 2002, earning a playoff berth and guiding the team to the National Semifinal Round for the first time in program history. Arth was named to D3Football.com's All-Decade Team (2000s) and was inducted into the university's athletic Hall of Fame in 2013.

Arth signed with the Indianapolis Colts in 2003 as an undrafted free agent. He spent three seasons (2003-05) as a backup to Manning. In each of those seasons, the Colts won the AFC South Division. The Indianapolis staff, led by Hall of Fame coach Tony Dungy and Hall of Fame General Manager Bill Polian, also featured L.A. Raiders General Manager Tom Telesco, who served as the director of pro scouting each of Arth's final two seasons.

His first two off-seasons with the Colts were spent playing in NFL Europe, first with the Scottish Claymores in 2004, then the Hamburg Sea Devils in 2005. He then signed with Green Bay in 2006 and spent training camp with the Packers, operating in a group that featured Hall of Fame quarterback Brett Favre and Aaron Rodgers. Arth later spent training camp with the Toronto Argonauts of the Canadian Football League, before capping his career in the Arena Football League from 2007-08.

Arth and his wife, Lauren, have five children, Carolina, Tommy, Kate, Patrick and Elizabeth.

ARTH'S FOOTBALL CAREER

2024	Pittsburgh Steelers	Quarterbacks Coach
2022-2023	L.A. Chargers	Passing Game Specialist
2019-2021	University of Akron	Head Coach
2017-2018	University of Tennessee at Chattanooga	Head Coach
2013-2016	John Carroll University	Head Coach
2010-2012		Co-Offensive Coordinator/Quarterbacks/Football Operations



ZACH WIDE RECEIVERS COACH
AZZANNI

YEARS WITH STEELERS: 1
NFL EXPERIENCE: 8



Zach Azzanni is in his first season as the Steelers' wide receivers coach in 2024.

Azzanni has coached wide receivers for 27 years, spending the last seven seasons coaching that group with N.Y. Jets (2023), Denver Broncos (2018-22) and Chicago Bears (2017), following 18 years at the collegiate level.

In 2023, wide receiver Garrett Wilson surpassed 1,000 receiving yards, making him the first wideout in Jets history to record 1,000 yards receiving in each of his first two seasons. He became just the 16th player in NFL history to record back-to-back 1,000+ yard seasons to open their career. Wilson was the first receiver in franchise history to record back-to-back 1,000+ yard seasons since Keyshawn Johnson in 1998-99.

Wilson recorded the most receptions through a wide receivers first two seasons (178) in Jets history, which also ranks eighth in NFL history. He was the third receiver in franchise history to record 80+ receptions in back-to-back seasons and ninth player in NFL history to record 80+ receptions in each of his first two seasons.

In 2021, seven different Broncos wide receivers caught at least one pass and totaled 171 catches for 2,257 yards (13.2 avg.) with eight TDs.

In 2020, Azzanni coached one of the youngest position groups in the NFL after Pro Bowl wide receiver Courtland Sutton suffered a season-ending injury in Week Two. First-round pick Jerry Jeudy registered 52 catches for 856 yards (16.5 avg.) with three TDs – the second-most receptions (52) and receiving yards (856) ever by a Denver rookie – while second rounder KJ Hamler caught 30 passes for 381 yards (12.7 avg.) with three TDs in limited action.

Undrafted wide receiver Tim Patrick developed into a full-time starter in his four seasons working with Azzanni. Patrick led the team in 2020 with six TDs on 51 catches for 742 yards (14.5 avg.) and was the only NFL player with at least 75 targets and zero drops.

In 2019, Azzanni coached Sutton to his first career Pro Bowl selection in just his second season after leading the team with 72 receptions for 1,112 yards with six TDs. Sutton, who recorded the most receiving yards (1,816) and receiving TDs (10) in Broncos history through his first two NFL seasons, became the first receiver in franchise history to be named to the Pro Bowl by his second year.

Denver’s receiver group in 2018 featured little NFL experience behind veterans Demaryius Thomas and Emmanuel Sanders, who only played eight and 12 games, respectively, because of trade (Thomas) or injury (Sanders).

Azzanni was instrumental in developing first-year receivers Sutton (42-704, 4 TDs), DaeSean Hamilton (30-243, 2 TDs) and Patrick (23-315, 1 TD), who combined for 95 receptions for 1,262 yards (13.3 avg.) with seven TDs. Sutton’s 704 receiving yards ranked fourth in franchise history for a rookie as he became the team’s No. 1 receiving option during the last four weeks of the season.

Before his lone season coaching wide receivers for the Bears (2017), Azzanni spent four years at the University of Tennessee. He joined the Vols as wide receivers coach/recruiting coordinator in 2013 before being promoted to passing game coordinator/wide receivers coach in 2015.

Tennessee went to three consecutive bowl games (2014-16), winning each contest while averaging nearly 43 points per game. The Vols’ passing attack in 2016, which featured six different players with at least 200 yards receiving, helped the offense set school records for single season points (473) and TDs (63).

Azzanni spent one season each at the University of Wisconsin (2012 – wide receivers coach), Western Kentucky University (2011 – offensive coordinator/wide receivers) and the University of Florida (2010 – wide receivers/passing game coordinator).

Azzanni coached in three bowl games at Florida and Wisconsin, including two BCS Bowls, and won the Big Ten Championship in 2012. In his lone season at Western Kentucky, the Hilltoppers featured college football’s second-leading rusher in Bobby Rainey (141.3 ypg.) while Jack Doyle ranked fifth in the nation among tight ends with 614 receiving yards.

Hired prior to the 2010 Sugar Bowl, Azzanni’s first game with the Gators saw quarterback Tim Tebow throw for a career-high 482 yards in the Gators’ 51-24 win over Cincinnati.

Azzanni spent three years as assistant head coach/wide receivers at his alma mater, Central Michigan University, from (2007-09), and won a pair of Mid-American Conference Championships. He was the lead recruiter for wide receiver Antonio Brown and tackle Eric Fisher, who was the 2013 NFL Draft No. 1 overall pick by Kansas City.

After beginning his coaching career as wide receivers coach for Valparaiso University (1999-2000), Azzanni worked as a graduate assistant under Head Coach Urban Meyer at Bowling Green (2001-02). He stayed with the school for four more seasons (2003-06) as wide receivers coach.

A former wide receiver at Central Michigan (1994-98), Azzanni graduated from the school with a degree in sports management in 1999.

Smith and his wife, Julia, have four daughters, Ava, Lyla, Zia and Lucia.

AZZANNI'S FOOTBALL CAREER

2024	Pittsburgh Steelers	Wide Receivers Coach
2023	N.Y. Jets	Wide Receivers Coach
2018-2022	Denver Broncos	Wide Receivers Coach
2017	Chicago Bears	Wide Receivers Coach
2015-2016	University of Tennessee	Passing Game Coordinator/Wide Receivers
2013-2014	Wide Receivers/Recruiting Coordinator
2012	University of Wisconsin	Wide Receivers Coach
2011	Western Kentucky University	Offensive Coordinator/Wide Receivers
2009-2010	University of Florida	Passing Game Coordinator/Wide Receivers
2007-2009	Central Michigan University	Passing Game Coordinator/Wide Receivers
2003-2006	Bowling Green State University	Wide Receivers Coach
2001-2002	Graduate Assistant
1999-2000	Valparaiso University	Wide Receivers Coach



GRADY **SECONDARY COACH**
BROWN

YEARS WITH STEELERS: 4
NFL EXPERIENCE: 4



Grady Brown is in his fourth season as the team’s secondary coach. He was hired on Feb. 16, 2021.

Brown played an instrumental role in the development of rookie cornerback Joey Porter Jr., who was selected to the Pro Football Writers of America (PFWA) All-Rookie team. A second-round (32nd overall) draft selection in 2023, Porter played in all 17 regular-season games (11 starts) in 2023. He registered 42 tackles (32 solo), one interception, 10 passes defended, 47.6% completion percentage on targets and 70.1 allowed passer rating. His 47.6% completion percentage on targets and 70.1 allowed passer rating were the NFL’s best among rookies (min. 10 starts).

Brown also managed a safety group that featured seven different starters, which was tied for the most of any team in the NFL. The Steelers to start at safety in 2023 included: Minkah Fitzpatrick, Damontae Kazee, Keanu Neal, Eric Rowe, Miles Killebrew, Patrick Peterson and Trenton Thompson.

With the help of Brown, the Steelers defense tied for the NFL lead with 20 interceptions in 2022. Minkah Fitzpatrick was named AP First Team All-Pro for the third time in his career. His six interceptions in 2022 were the most by a Steeler in a single season since 2010 (Troy Polamalu) and tied for 12th-most in a single season in franchise history.

In his first season with the Steelers, Brown's defensive backs combined for 11 interceptions, led by cornerback Ahkello Witherspoon who snagged three picks in just nine games. Fitzpatrick tallied a career-high 124 tackles on the season - his first NFL season with 100+ tackles.

Brown previously served as either defensive coordinator or coached in the secondary at the University of Houston (2021), McNeese State (2020), Old Dominion (2019), Louisville (2018), Alabama State (2017), Birmingham Southern (2016), South Carolina (2012-15), Southern Miss (2010-11) and Alabama State (2002-07). He started his collegiate coaching career as the outside linebackers coach at Alabama A&M (2001).

Brown also held two National Football League minority coaching internships, first with Seattle in 2004 and then with Kansas City in 2007.

During his tenure at South Carolina, Brown helped guide units that finished in the top 25 nationally in both scoring and total defense. The Gamecocks surrendered just 315.5 yards/game, which ranked 11th in the country in total defense in 2012. South Carolina also ranked 13th in the nation in scoring defense that season when it allowed only 18.2 points/game. The Gamecocks improved in 2013 and ranked 12th nationally in scoring defense (20.3 points/game).

Brown's secondary ranked third in the Southeastern Conference and 12th in the nation in pass defense in 2013, allowing 196.2 passing yards/game. South Carolina finished second in the SEC and 13th in the nation in interceptions with 18.

Brown also tutored safety D.J. Swearingin, who was a second round NFL Draft pick in 2013 out of South Carolina and just completed his eighth season in the NFL.

Brown helped lead Southern Miss to a Conference USA Championship in 2011. His secondary ranked fourth nationally in interceptions, seventh in pass efficiency defense, 10th in passing yards allowed/attempt and set an NCAA single-season record with eight interceptions returned for touchdowns.

A native of Birmingham, Ala., Brown played defensive back at Alabama A&M and graduated with a degree in mathematics in 1998.

BROWN'S FOOTBALL CAREER

2021-2024	Pittsburgh Steelers	Secondary
2020	McNeese State	Defensive Coordinator
2019	Old Dominion	Co-Defensive Coordinator/Defensive Backs
2018	Louisville	Cornerbacks/Recruiting Coordinator
2017	Alabama State	Safeties
2016	Birmingham Southern	Defensive Coordinator
2012-2015	South Carolina	Defensive Backs
2010-2011	Southern Miss	Cornerbacks
2009	Louisiana State	Defensive Quality Control
2008	Texas Southern	Safeties
2002-2007	Alabama State	Secondary
2001	Alabama A&M	Outside Linebackers
2000		Graduate Assistant



AARON CURRY

INSIDE LINEBACKERS COACH

YEARS WITH STEELERS: 2
NFL EXPERIENCE: 6



Aaron Curry is in his second year as the team's inside linebackers coach and his sixth year coaching in the NFL. He was hired by the Steelers on Feb. 22, 2023.

In his first season with the Steelers, Curry's position group was ravaged by injury. Pittsburgh started seven different players at inside linebacker, including Elandon Roberts, Cole Holcomb, Mykal Walker, Kwon Alexander, Mark Robinson, Myles Jack and Blake Martinez. Holcomb and Alexander were each lost for the season due to respective injuries.

Roberts, who led the Steelers with 101 tackles in 2023, eclipsed 100 for the second straight season. He added 10 tackles for loss, 2.5 sacks, six quarterback hits and two passes defensed.

Curry came to Pittsburgh after four years in Seattle under various roles with the Seahawks. He started with Seattle in 2019 as a defensive assistant. Curry was then promoted to defensive assistant/linebackers and served in that role for two seasons (2020-21). He was promoted a second time prior to the 2022 season, where he acted as the assistant defensive line/defensive ends coach.

Curry, the 2008 Butkus Award winner out of Wake Forest, was the fourth overall selection by Seattle in the 2009 NFL Draft. He played four seasons in the League (2009-12). Curry saw action in 35 games with the Seahawks (2009-11) and 13 with Oakland (2011-12). He recorded 203 tackles (163 solo), 5.5 sacks, 12 passes defensed, four forced fumbles, four fumble recoveries and two fumble returns for TDs.

Curry began his coaching career in 2013 as a strength and conditioning intern during the University of Charlotte's inaugural season of college football. He moved into a defensive graduate assistant position in 2014 and then coached the defensive line for Charlotte in 2015 and 2016, where he mentored both Larry Ogunjobi and Alex Highsmith – two of the first three players in program history to get drafted into the NFL.

As a senior All-American in 2008, Curry registered 105 tackles and 16.0 tackles for loss enroute to the Butkus Award, given to the nation's top collegiate linebacker, which followed an All-American 2007 campaign in which Curry tied an NCAA record for interceptions returned for TD by a linebacker (three).

CURRY'S FOOTBALL CAREER

2023-2024	Pittsburgh Steelers	Inside Linebackers
2022	Seattle Seahawks	Assistant Defensive Line/Defensive Ends Coach
2020-2021		Defensive Assistant/Linebackers
2019		Defensive Assistant
2015-2016	University of Charlotte	Defensive Line Coach
2014		Defensive Graduate Assistant
2013		Strength and Conditioning Intern



KARL DUNBAR DEFENSIVE LINE COACH

YEARS WITH STEELERS: 7
NFL EXPERIENCE: 18



Karl Dunbar is in his seventh season as the Steelers' defensive line coach and his 18th year as a defensive line coach in the NFL. He was hired by the Steelers on February 8, 2018.

In 2023, T.J. Watt became the first player since 1982, when the individual sack became an official statistic, to lead the League in sacks three times (2020, 2021 and 2023). He surpassed his brother J.J. Watt, Reggie White, DeMarcus Ware, Michael Strahan, Kevin Greene, Mark Gastineau and Jared Allen, who each led the League in sacks twice.

Watt, who garnered AP First Team All-Pro honors for the fourth time in his seven year career, was selected by the NFL Committee of 101 as the 2023 AFC Defensive Player of the Year. He has now captured the award three times in the last four years (2020, 2021 and 2023).

Watt, defensive end Alan Page (three), defensive tackle Reggie White (three), linebacker Ray Lewis (three), defensive end Bruce Smith (three), Aaron Donald (four) and J.J. Watt (four) are the only players to earn the award at least three times in either conference since the inaugural event in 1969.

Dunbar helped the Steelers defense consistently improve throughout the course of the 2022 season, holding opponents to 17 points or less over its final seven games. Pittsburgh tied for fifth in sacks over the second half of the season, amassing 25.0 after their Bye Week in Week 9. Watt and Cameron Heyward both received Pro Bowl nods for their efforts.

Under the tutelage of Dunbar, Watt became the seventh Steeler (eighth time) in franchise history to be named NFL Defensive Player of the Year, finishing the season with a league-leading 22.5 sacks and 21 TFL (tied with Nick Bosa). Veteran Heyward joined Watt for the pair's fifth consecutive Pro Bowl trip under Dunbar's tutelage.

In 2020, Dunbar's defensive line led the League in sacks (56.0), quarterback hits (136) and quarterback pressures (198). The Steelers tied a franchise record with at least 5.0 sacks in three straight games (Weeks 2-6) and continued their NFL record of 73 consecutive regular-season games with at least one sack. Pittsburgh's defense ranked in the top five in the NFL in six run-defense categories, including tackles for loss (103).

Watt worked with Dunbar on his pass rush during the season and finished 2020 with 15.0 sacks, 23 tackles for loss, and 41 quarterback hits. His 41 quarterback hits led the League in 2020 and tied for fifth since the NFL started recognizing the statistic in 2006.

Meanwhile, Dunbar continued to work closely with defensive tackle Cameron Heyward, who, along with T.J. Watt, was selected to the 2020 Pro Bowl. Heyward added 4.0 sacks to his resume in 2020, putting him at 58.0 in his career.

In 2019, Dunbar mentored Heyward, who was named All-Pro for the second time in his career (2017). Heyward finished the season with 9.0 sacks, 22 quarterback hits, 11 tackles for a loss and six passes defended. Heyward not only led all NFL defensive tackles in stops with 83, but he also led the League in tackles by a defensive lineman. In fact, his 83 tackles were the most by a Steelers defensive lineman since Donald Evans had 84 in 1993.

Among NFL defensive tackles in '19, Heyward ranked second in quarterback hits, second in sacks and fourth in tackles for loss.

Another Dunbar protege, nose tackle Javon Hargrave, recorded 60 tackles, seven tackles for loss, six quarterback hits, 4.0 sacks and one forced fumble in 2019. Hargrave's 60 tackles were the most among all nose tackles in the NFL and ninth-most among defensive tackles. Among all NFL nose tackles in '19, Hargrave ranked tied for second in sacks, quarterback hits and tackles for loss.

Three members of Dunbar's positional group recorded at least 5.0 sacks each, led by defensive captain and first-year Pro Bowl selection Heyward. Heyward's 8.0 quarterback takedowns in 2018 led the defensive line, followed by Javon Hargrave (6.5), Stephon Tuitt (5.5) and Daniel McCullers (1.0). Pittsburgh's defense finished sixth among all NFL teams in rushing yards allowed and total yards allowed per game in 2018 (96.1 / 327.2), with just two running backs eclipsing 100 rushing yards against the Steelers on the season.

Dunbar re-entered the NFL coaching ranks after spending the two years as the defensive line coach at Alabama. He tutored a defensive line that helped the school capture the College Football Playoff National Championship following the 2017 campaign, and advanced to the title game after the 2016 season. The Crimson Tide led the nation in total defense and rush defense in 2017. In his first season, Alabama led the nation in rush defense and ranked fourth in sacks while recording a school-record 54.0 sacks.

Dunbar coached defensive line for the Buffalo Bills in 2015, where he reunited with defensive tackle Kyle Williams whom he coached at LSU.

Dunbar oversaw a defensive line with the N.Y. Jets for three seasons (2012-14) that featured the 2013 Associated Press Defensive Rookie of the Year — Sheldon Richardson — who also earned Pro Bowl honors in 2014. Muhammad Wilkerson, a Jets defensive lineman, also benefited greatly under Dunbar's guidance, posting a team-leading and career-high 10.5 sacks in 2013 — the most by a Jets defensive player since 2005. Wilkerson was named second-team All-Pro by the Associated Press and a first alternate for the Pro Bowl.

Before joining the Jets, Dunbar served as the defensive line coach of the Minnesota Vikings from 2006-11. Minnesota's defense allowed the fewest rushing yards in the NFL (84.8 yards per game) and recorded the sixth-most sacks in the League (242.0) during Dunbar's six-year tenure. The Vikings' rush defense was the best in the NFL in three consecutive years from 2006-08, marking the first time since the 1970 AFL-NFL merger that a team had the number one rushing defense in three consecutive seasons.

Three Minnesota defensive linemen were selected to multiple Pro Bowls while Dunbar was the unit's position coach: defensive tackle Kevin Williams (5), defensive end Jared Allen (4) and defensive tackle Pat Williams (3). The trio earned the honor of being the first Viking triplet of defensive linemen to earn the Pro Bowl in the same season since 1969 in 2008 — a season in which they led the League in rushing defense for the third straight year.

In 2011, the Vikings' defense finish tied for the most sacks in the NFL with 50.0, an effort led by Allen's NFL-leading 22.0 sacks — just a half-sack shy of the League's single-season record.

The Vikings defense allowed just 985 rushing yards in Dunbar's second season with the franchise — setting a franchise record and ranking second in the NFL since the 1970 AFL-NFL merger behind the Ravens' 970 yards allowed in 2000.

In 2005, Dunbar coached the defensive line at Louisiana State University, which featured Buffalo Bills defensive tackle Kyle Williams.

Dunbar's first coaching stint in the NFL was with the Chicago Bears in 2004. He guided a young defensive line that included rookies Tommie Harris and Tank Johnson. Dunbar was the defensive line coach at Oklahoma State from 2002-03, where he mentored future Viking Kevin Williams and helped him become the program's first defensive lineman to be a first-round selection (ninth in 2003) since Leslie O'Neal (eighth in 1986).

He began his coaching career at Opelousas (La.) High School in 1986 before advancing to Beau Chene (La.) High School in 1997.

Dunbar, an eighth-round draft selection of the Steelers in 1990, played defensive line for two teams in his NFL career: New Orleans Saints (1992-93) and Arizona Cardinals (1994-95). He also played one season in NFL Europe (Rhein Fire, 1995).

Dunbar and his wife, Pamela, have three children: Karmichael Mackenzie II, Mickel Angelle and Nickolette Alyse. A native of Opelousas, La., Dunbar graduated from LSU with a bachelor's degree in criminal justice.

DUNBAR'S FOOTBALL CAREER

2018-2024	Pittsburgh Steelers	Defensive Line
2016-2017	University of Alabama	Defensive Line
2015	Buffalo Bills	Defensive Line
2012-2014	New York Jets	Defensive Line
2006-2011	Minnesota Vikings	Defensive Line
2005	Louisiana State	Defensive Line
2004	Chicago Bears	Defensive Line
2002-2003	Oklahoma State	Defensive Line



EDDIE RUNNING BACKS COACH FAULKNER

YEARS WITH STEELERS: 6
NFL EXPERIENCE: 6



Eddie Faulkner is in his sixth season as the running backs coach for the Steelers, after being hired on January 17, 2019.

Faulkner mentored the tandem of Najee Harris and Jaylen Warren, each of whom eclipsed 1,000 scrimmage yards in 2023. Harris and Warren were the fourth duo in franchise history to eclipse 1,000 scrimmage yards in the same season and first since Walter Abercrombie and Earnest Jackson in 1986. Abercrombie and Frank Pollard also accomplished the feat in 1985, as did Franco Harris and Rocky Bleier in 1976.

Harris and Warren each rushed for 750 yards last season. The duo was the first pair of Steelers' running backs to each rush for 750 or more yards in the same season since 2004 (Jerome Bettis, 941; Duce Staley, 830).

Harris is the only player in the NFL to register 1,000 yards rushing in each of the last three seasons. He is also the first player in franchise history to record 1,000 yards rushing in each of his first three seasons in the NFL. Harris' three 1,000-yard rushing seasons are tied for the third-most in franchise history (Le'Veon Bell, Willie Parker).

In 2022, with Faulkner's guidance, Najee Harris was selected as a team captain in just his second NFL season. Harris eclipsed 1,000 rushing yards for the second consecutive season, becoming the first running back in franchise history to do so in each of his first two seasons. He racked up 428 career rushes before his first NFL fumble on a rush, which is the fifth most rushes without a fumble to open a career in NFL history.

Faulkner oversaw the development of Harris in 2021 who led the NFL in touches (377), led all NFL running backs in catches (74) and finished the season with the most rushes (307), rushing yards (1,200), catches and receiving yards (467) by a rookie running back in franchise history, culminating in a trip to the Pro Bowl.

In 2020, Faulkner's running backs included James Conner, who ran for 721 yards on 169 carries and six touchdowns. Conner registered a TD run in four consecutive games; he is the first Steeler to do so since Le'Veon Bell had a five-game TD streak over the 2013-14 seasons. He also recorded three 100+ yard games, including two consecutively, putting him at seventh all-time in Steelers' history for most 100-yard rushing games.

Prior to joining the Steelers, Faulkner spent six years, 2013-18, at NC State as the school's tight ends/fullbacks/special teams coordinator. In 2017, Faulkner was selected to participate in the NCAA Champion Forum as one of eight minority coaches in the nation chosen to participate in the professional development opportunity.

While at NC State, Faulkner coached the program's all-time receptions leader and former Steeler, running back Jaylen Samuels, who finished his career with 202 catches while earning first-team All-Atlantic Coast Conference honors in 2015 and in 2017. In 2017, Samuels finished third in the conference with 16 TDs — the third-most in a season by a N.C. State footballer. Wolfpack running back Reggie Gallasp II tied for fifth in the nation with 19 total TDs in 2018, scoring 18 on the ground.

Faulkner spent the 2012 season at the University of Wisconsin coaching the Badgers' tight ends. Under Faulkner's guidance, then junior Jacob Pederson won All-Big Ten honors and the League's Kwalick-Clark Tight End of the Year award, finishing as the school's second leading receiver.

In 2011, Faulkner held the running backs/special teams coordinator title at Northern Illinois University, where he mentored All-Mid-American Conference tailback Jasmin Hopkins. Hopkins produced 956 rushing yards and 15 TDs in 187 carries as the school's 234.1 rushing yards per game average ranked 12th in the nation.

Following a 2002 season as the running backs coach at Anderson University, Faulkner spent the 2003-10 campaigns at Ball State University, serving as a graduate assistant (2003-04), running backs/special teams (2005-08) and the offensive coordinator/running backs (2009-10), including a stint as the school's interim head coach at the end of the 2010 season.

While he was at Ball State, the Cardinals secured two MAC West Division championships and advanced to back-to-back bowl games for the first time in program history. In 2008, Ball State produced an undefeated regular-season record as tailback MiQuale Lewis tallied a school-record 1,736 rushing yards. Faulkner coached a duo to become the first in a single game in NCAA history to tally 500 rushing yards on Oct. 24, 2009 vs. Eastern Michigan (MiQuale Lewis: 301 and Cory Sykes: 203).

Faulkner, a member of two Big Ten championship teams as Wisconsin's running back, rushed for 1,064 yards and 7 TDs in his collegiate career from 1996-2000. During his Badgers' career, the team advanced to five consecutive bowl games, including back-to-back Rose Bowl appearances in 1999 and 2000. He spent the 2001 training camp with the Steelers as an undrafted free agent and the 2002 preseason with the Edmonton Eskimos of the Canadian Football League.

FAULKNER'S FOOTBALL CAREER

2019-2024	Pittsburgh Steelers	Running Backs
2013-2018	North Carolina State	Tight Ends/Fullbacks/Special Teams Coordinator
2012	Wisconsin University	Tight Ends
2009-2010	Ball State	Offensive Coordinator/Running Backs
2005-2008		Running Backs/Special Teams
2003-2004		Graduate Assistant
2002	Anderson University	Running Backs



DENZEL OUTSIDE LINEBACKERS COACH
MARTIN

YEARS WITH STEELERS: 8
NFL EXPERIENCE: 8



Denzel Martin is in his second season as Pittsburgh's outside linebackers coach after previously serving three seasons as the assistant outside linebackers coach (2020-22), two seasons as a coaching assistant (2018-19) and two more as the Steelers' scouting assistant (2016-17).

In 2023, T.J. Watt became the first player since 1982, when the individual sack became an official statistic, to lead the League in sacks three times (2020, 2021 and 2023). He surpassed his brother J.J. Watt, Reggie White, DeMarcus Ware, Michael Strahan, Kevin Greene, Mark Gastineau and Jared Allen, who each led the League in sacks twice.

Watt, who garnered AP First Team All-Pro honors for the fourth time in his seven year career, was selected by the NFL Committee of 101 as the 2023 AFC Defensive Player of the Year. He has now captured the award three times in the last four years (2020, 2021 and 2023).

Watt, defensive end Alan Page (three), defensive tackle Reggie White (three), linebacker Ray Lewis (three), defensive end Bruce Smith (three), Aaron Donald (four) and J.J. Watt (four) are the only players to earn the award at least three times in either conference since the inaugural event in 1969.

In his third season as the assistant outside linebackers coach in 2022, Martin worked with a Steelers defense that consistently improved over the course of the year, holding opponents to 17 points or less through its final seven games. Minkah Fitzpatrick, Watt and Cameron Heyward were named to the 2023 Pro Bowl Games for their efforts.

With Martin's assistance, Watt became the NFL's 2021 Defensive Player of the Year, tallying a career-high 22.5 sacks, 21 tackles for loss and five forced fumbles.

In 2020, Martin assisted with one of the top pass-rushing units in the NFL, which included the tandem of Watt and Bud Dupree, who combined for 23.0 sacks, 56 quarterback hits and 31 tackles for loss.

As a coaching assistant, Martin handled the daily operations for defense and worked with the team's defensive line and outside linebackers in 2019, after assisting with the unit's middle linebackers in 2018.

Prior to joining the Steelers in 2016, Martin spent a year as a recruiting graduate assistant at the University of Missouri in 2015, where he played linebacker from 2010-14. Martin, a native of St. Louis, Mo., received a degree in multidisciplinary studies in 2014 and a master's in education with an emphasis in positive coaching from Missouri in 2015.

MARTIN'S FOOTBALL CAREER

2023-2024	Pittsburgh Steelers	Outside Linebackers
2020-2022		Assistant Outside Linebackers
2018-2019		Defensive Coaching Assistant
2016-2017		Scouting Assistant
2015	University of Missouri	Recruiting Graduate Assistant



PAT OFFENSIVE LINE COACH
MEYER

YEARS WITH STEELERS: 2
NFL EXPERIENCE: 11



Pat Meyer is entering his third season as the Steelers' offensive line coach in 2023. He was hired by Pittsburgh on February 15, 2022.

Meyer, who boasted 20 years of coaching experience prior to his arrival in Pittsburgh, including nine in the NFL, came to the Steelers after two seasons with the Carolina Panthers as their offensive line coach (2020-21). He also coached offensive line in the NFL with the L.A. Chargers (2017-19) and Chicago Bears (2013-14).

Meyer's unit blocked for the tandem of Najee Harris and Jaylen Warren, each of whom eclipsed 1,000 scrimmage yards in 2023. Harris and Warren were the fourth duo in franchise history to eclipse 1,000 scrimmage yards in the same season and first since Walter Abercrombie and Earnest Jackson in

1986. Abercrombie and Frank Pollard also accomplished the feat in 1985, as did Franco Harris and Rocky Bleier in 1976.

Harris and Warren each rushed for 750 yards last season. The duo was the first pair of Steelers' running backs to each rush for 750 or more yards in the same since season 2004 (Jerome Bettis, 941; Duce Staley, 830).

Harris is the only player in the NFL to register 1,000 yards rushing in each of the last three seasons. He is also the first player in franchise history to record 1,000 yards rushing in each of his first three seasons in the NFL. Harris' three 1,000-yard rushing seasons are tied for the third-most in franchise history (Le'Veon Bell, Willie Parker).

In his first year heading up the Steelers' offensive line, the run game improved from ranking 24th in the League through the first half of the season, to finishing third-best after Week 10.

In 2020 and 2021, Meyer's offensive line unit battled considerable injuries and the absence of Pro Bowl running back Christian McCaffrey. Carolina was forced to use 14 different offensive line combinations of starters in '21. In '20, the group still helped running back Mike Davis have a breakout season, eclipsing 1,000 scrimmage yards for the first time in his career.

Right tackle Taylor Moton, the only Panther offensive lineman to start all 17 contests in 2021, started 16 games at right tackle and one at left tackle in 2020. He also played every snap during the '20 season and, according to PFF, posted the third pass-blocking efficiency rating among qualified NFL tackles and ranked sixth in fewest pressures allowed (20) among qualified tackles.

Prior to Carolina, Meyer served as the offensive line coach for the Chargers for three years. During the 2018 season, Meyer helped lead the offense to its highest rushing total since 2013 (1,873 yards). Chargers quarterback Philip Rivers tied his career-best single-season passer rating of 105.5. In 2017, Meyer's unit allowed a league-low 17 sacks, the franchise's fewest sacks since the 1982 season. That year, Rivers also finished second in the NFL in passing yards (4,515), and the offensive line paved the way for the team's first 1,000-yard rusher since 2013 (Melvin Gordon). Over his three years with the Chargers, Meyer helped coach center Mike Pouncey to a 2018 Pro Bowl appearance and tackle Russell Okung to back-to-back Pro Bowl honors in 2017 and 2018.

Meyer spent two seasons with the Buffalo Bills (2015-16), first serving as a football operations consultant before transitioning to a role as an offensive assistant.

Meyer got his start in the NFL with the Chicago Bears, first as an assistant offensive line coach in 2013 before taking over the primary coaching duties in 2014. Under his watch, Bears' guard Kyle Long earned back-to-back Pro Bowl bids. In 2013, Meyer's offensive line allowed just 30 sacks, finishing the year tied for the fourth-fewest in the League.

Meyer spent one season in the Canadian Football League in 2012, where he served as offensive line coach and offensive coordinator for the Montreal Alouettes and helped the team become one of the league's most explosive offenses. The Alouettes finished the year first in the CFL in touchdowns, second in passing and third in overall scoring.

Prior to his stint in the CFL, Meyer spent over a decade in a variety of collegiate coaching positions. Meyer got his start in coaching as a graduate assistant at Memphis in 1997, where he served multiple roles, including offensive assistant, assistant strength coach and director of strength and conditioning.

Meyer led the strength and conditioning program at NC State for six years (2000-05) before taking over the Wolfpacks' offensive line coaching duties in 2006.

In 2007, Meyer headed the strength and conditioning staff at Florida State. He returned to his alma mater, Colorado State, where he served as the offensive coordinator and offensive line coach for the Rams for three seasons (2008-11).

Meyer played offensive line at Colorado State from 1991-94, where he was a three-time All-Western Athletic Conference selection. In 1995, Meyer went undrafted and spent a year with the Arizona Cardinals before later playing in the Arena Football League.

MEYER'S FOOTBALL CAREER

2022-2024	Pittsburgh Steelers	Offensive Line Coach
2020-2021	Carolina Panthers	Offensive Line Coach
2017-2019	Los Angeles Chargers	Offensive Line Coach
2015-2016	Buffalo Bills	Football Operations Consultant / Offensive Assistant
2014	Chicago Bears	Offensive Line Assistant Coach
2013		Offensive Line Assistant Coach
2012	Canadian Football League	Offensive Line Coach / Offensive Coordinator
2008-2011	Colorado State	Offensive Coordinator/Offensive Line Coach
2007	Florida State	Strength and Conditioning Coach
2006	NC State	Offensive Line Coach
2000-2005		Strength and Conditioning Coach
1997	Memphis	Graduate Assistant



ALFREDO TIGHT ENDS COACH
ROBERTS

YEARS WITH STEELERS: 4
NFL EXPERIENCE: 21



Alfredo Roberts is in his fourth year as the team's tight ends coach. He was hired on Jan. 25, 2021.

Roberts, who starts his 26th year of coaching overall, managed a position group beset by injuries in 2023. Pat Freiermuth, who was placed on the Reserve/Injured List following Week 4 at Houston, returned to the lineup in Week 11 at Cleveland. He finished the season with 32 receptions for 308 yards (9.6 avg.) and two TDs, but recorded the first 100-yard receiving game of his career, finishing with nine receptions for 120 yards (both career highs) in Week 12 at Cincinnati. His 120 yards receiving were the 10th-most by a tight end in the NFL in 2023, and his 120 yards receiving and nine receptions were the third-most and fifth-most, respectively, by a tight end in franchise history.

Freiermuth's 155 receptions and 1,537 receiving yards are each the most by a tight end in franchise history over their first three years in the NFL. His 11 TD catches are the third-most by a tight end in franchise history over their first three years in the NFL.

In 2022, Roberts saw another year of success from Freiermuth, who despite injuries, finished the season sixth in receptions (63) and receiving yards

(732) among all NFL tight ends. His 63 catches also ranked fourth-most by a tight end in a single season in franchise history.

In 2021, Roberts led a tight ends room headlined by Freiermuth, who finished his debut season setting a franchise record for receptions by a rookie tight end (60) and receiving yards by a rookie tight end (497). His seven touchdowns accounted for almost as many as his entire tight end draft class combined (8). In addition, third-year tight end Zach Gentry saw his production increase greatly with 167 receiving yards.

Roberts spent the previous four seasons with the L.A. Chargers as their running backs coach (2017-19) and tight ends coach (2020). He also has made stops in Indianapolis (2012-15), Tampa Bay (2009-11), Cleveland (2007-08) and Jacksonville (2003-06).

Over his 16 seasons coaching in the NFL, Roberts has mentored multiple Pro Bowl players at tight end and running back, as well as All-Rookie honors for tight end Dwayne Allen in 2012.

Roberts coached running back Melvin Gordon III in 2018 to his second Pro Bowl. Gordon III registered 1,375 scrimmage yards. He surpassed 1,300 yards from scrimmage for the third consecutive season. Fullback Derek Watt was also named a third alternate for the Pro Bowl.

As tight ends coach in Indianapolis for four seasons, he tutored both Allen and Coby Fleener, who became the first pair of tight ends in NFL history to each have eight or more TD receptions in a season (2014). Roberts also coached former Colts starting tight end, Jack Doyle.

In 2003, Roberts accepted his first NFL position as the tight ends coach for the Jacksonville Jaguars, guiding Mercedes Lewis as a rookie.

Roberts began his coaching career in 1998 at Florida Atlantic University. He spent the first two years recruiting prior to the program's inaugural season in 2000. Roberts coached tight ends for two seasons (2000-01) before coaching the Owls' wide receivers in 2002.

Roberts was an eighth-round pick by Kansas City in the 1988 NFL Draft. He spent three seasons with the Chiefs before joining Dallas in 1991. Roberts was part of two Super Bowl championship teams in Dallas (1992 and '93). He played in every game for five consecutive seasons. Roberts finished his career with 50 catches for 476 yards and two TDs in 82 career games.

A native of Fort Lauderdale, Fla., Roberts graduated from the University of Miami, where he was a member of two national championship teams as a tight end. Roberts played on five bowl teams for the Hurricanes, including two Orange Bowls, two Fiesta Bowls and one Sugar Bowl.

ROBERTS' FOOTBALL CAREER

2021-2024	Pittsburgh Steelers	Tight Ends
2020	Los Angeles Chargers	Tight Ends
2017-2019		Running Backs
2016	Carmel High School (Ind.)	Tight Ends
2012-2015	Indianapolis Colts	Tight Ends
2009-2011	Tampa Bay Buccaneers	Tight Ends
2007-2008	Cleveland Browns	Tight Ends
2003-2006	Jacksonville Jaguars	Tight Ends
2001-2002	Florida Atlantic	Wide Receivers
1999-2000		Running Backs



MIKE SENIOR OFFENSIVE ASSISTANT
SULLIVAN

YEARS WITH STEELERS: 4
NFL EXPERIENCE: 20



Mike Sullivan is in his first year as the team's senior offensive assistant coach. He spent the previous three years as quarterbacks coach. Sullivan was hired on Feb. 8, 2021. He will enter his 20th season as an NFL coach in 2024.

Sullivan helped Mason Rudolph lead the Steelers to three consecutive wins to close the 2023 regular season, including a pair of road wins at Seattle and Baltimore. In those three starts vs. Cincinnati, at Seattle and at Baltimore, Rudolph went 55-of-74 (74.3%) for 719 yards passing, three TDs, no interceptions, 118.0 passer rating and 9.7 pass yards/attempt. All three of Rudolph's TD passes went for at least 60 yards. His three 60+ yard TD passes are the second-most in the NFL for the entire season (Tua Tagovailoa had four in 17 games).

Rudolph completed 18-of-20 passes (90 percent) for 152 yards, one TD and a 115.0 rating at Baltimore in Week 18. His 90.0 completion percentage is the best in single-game franchise history (min. 20 pass attempts).

Rudolph was one of three quarterbacks to go undefeated in December and January with at least three starts. His passer rating (118.0) was the best in the NFL in December and January. Rudolph's completion percentage (74.3%) and pass yards/attempt (9.7 avg.) were each the second-best in the NFL in December and January.

In his second season with the Steelers, Sullivan led in the development of 2022 first-round draft pick Kenny Pickett, who started the final 12 games of the season and led the team to a 7-5 finish as a starter, including five wins in his last six games.

During his first season in Pittsburgh, Sullivan worked with Ben Roethlisberger, capping off the final chapter of his 18-year resume in Pittsburgh with a post-season berth - the 12th of his career.

Sullivan has coached quarterbacks or coordinated offenses in Denver (2018), New York Giants (2010-11, 2015-17) and Tampa Bay (2012-13) prior to arriving in Pittsburgh. Sullivan also coached wide receivers in the League with the New York Giants (2004-09). He tutored five players that reached the Pro Bowl, including Odell Beckham Jr. (2016), Vincent Jackson (2012), Eli Manning (2011, '15), Doug Martin (2012) and Steve Smith (2009) over that time. He started coaching in the NFL with Jacksonville as a defensive quality control (2002) and offensive assistant (2003).

Sullivan, who was the Director of Recruiting for Army West Point in 2020, served as offensive coordinator for two years with the Giants under head coach Ben McAdoo. In 2017, Sullivan took over offensive play-calling for the team in Week 6 and continued that responsibility through the remainder of the year.

In his first season as offensive coordinator for the Giants in 2016, New York finished 11-5. Quarterback Eli Manning recorded his fifth 4,000-yard season under Sullivan and wide receiver Odell Beckham Jr. ranked third in the NFL with 1,367 receiving yards.

Before his second stint with the Giants, Sullivan spent two seasons as offensive coordinator for the Buccaneers. Tampa Bay's 2012 squad featured a 4,000-yard passer (Josh Freeman - 4,065 yards), a 1,000-yard rusher (Doug Martin - 1,454 yards) and a 1,000-yard receiver (Vincent Jackson - 1,384

yards). The Bucs finished that season ranked ninth in total offense, setting a franchise record by averaging 363.8 yards/game.

Sullivan won two Super Bowls—XLII (2007) and XLVI (2011)—during his first eight seasons with the Giants. He coached wide receivers for six seasons before being elevated to quarterbacks coach.

In the Giants' 2011 Super Bowl season—Manning's second year working with Sullivan—the quarterback set career highs in passing yards (4,933) and yards/attempt (8.4). In New York's four playoff games, Manning averaged more than 300 yards/game and finished the postseason with nine TDs against just one interception.

As wide receivers coach for the Giants, Sullivan worked with a pair of 1,000-yard receivers in Plaxico Burress (2005, '07) and Steve Smith (2009).

Sullivan coached for eight seasons in the collegiate ranks, beginning with a graduate assistant post at Humboldt State University in 1993. He coached linebackers at his alma mater, Army, from 1995-96 before moving on to coach defensive backs at Youngstown State University from 1997-98.

Sullivan returned to Army to coach defensive backs from 1999-2000 and then worked for one season as defensive backs coach at Ohio University before making a move to the NFL.

A former defensive back at Army, Sullivan is a graduate of the U.S. Army Airborne, Ranger and Air Assault schools.

SULLIVAN'S FOOTBALL CAREER

2024	Pittsburgh Steelers	Senior Offensive Assistant
2021-2023		Quarterbacks
2018	Denver Broncos	Quarterbacks
2016-2017	New York Giants	Offensive Coordinator
2015		Quarterbacks
2012-2013	Tampa Bay Buccaneers	Offensive Coordinator
2010-2011	New York Giants	Quarterbacks
2004-2009		Wide Receivers
2003	Jacksonville Jaguars	Offensive Assistant
2002		Defensive Quality Control
2001	Ohio University	Defensive Backs
1999-2000	Army	Defensive Backs
1997-1998	Youngstown State	Defensive Backs
1996	Army	Outside Linebackers
1995		Assistant Linebackers
1993	Humboldt State	Graduate Assistant



ISAAC WILLIAMS
ASSISTANT OFFENSIVE LINE COACH

YEARS WITH STEELERS: 3
NFL EXPERIENCE: 3



Isaac Williams is entering his third season as the Steelers' assistant offensive line coach in 2024. He was hired by Pittsburgh on March 15, 2022.

Williams aided a unit that blocked for the tandem of Najee Harris and Jaylen Warren, each of whom eclipsed 1,000 scrimmage yards in 2023. Harris and Warren were the fourth duo in franchise history to eclipse 1,000 scrimmage yards in the same season and first since Walter Abercrombie and Earnest Jackson in 1986. Abercrombie and Frank Pollard also accomplished the feat in 1985, as did Franco Harris and Rocky Bleier in 1976.

Harris and Warren each rushed for 750 yards last season. The duo was the first pair of Steelers' running backs to each rush for 750 or more yards in the same since season 2004 (Jerome Bettis, 941; Duce Staley, 830).

Harris is the only player in the NFL to register 1,000 yards rushing in each of the last three seasons. He is also the first player in franchise history to record 1,000 yards rushing in each of his first three seasons in the NFL. Harris' three 1,000-yard rushing seasons are tied for the third-most in franchise history (Le'Veon Bell, Willie Parker).

In his first year with the Steelers, the run game improved from ranking 24th in the League through the first half of the season, to finishing third-best after Week 10.

Williams came to Pittsburgh after collegiate stints at North Carolina Central University (2021), Morgan State (2018-20) and Northern Colorado (2016-17), where at each stop, he worked with the offensive line.

In 2021, Williams guided an offensive line that helped the NCCU register its first three-game win streak and first winning season since 2017. The Eagles finished second in the Mid-Eastern Atlantic Conference (MEAC) with a 4-1 league record. Williams also tutored a pair of all-conference selections.

Prior to North Carolina Central, Williams spent three seasons (2018-20) working in the MEAC as an offensive line coach/run game coordinator at Morgan State.

While the Bears did not compete in 2020 due to COVID, Williams developed All-MEAC tackle Joshua Miles in 2019, who participated in the East-West Shrine game and participated in the NFL Scouting Combine. Miles, who was selected by the Arizona Cardinals in the seventh round of the 2019 NFL Draft, was the first Morgan State player drafted since Visanthe Shiancoe in 2003 (N.Y. Giants).

Williams was a four-year starting offensive lineman and three-time captain at Alcorn State (2008-11). He earned all-conference honors as a junior and senior, and graduated with honors. Williams played one season with the Laredo Rattlers of the Arena Football League in 2013. A defensive end and center, Williams helped the Rattlers to the League's best record.

Williams earned his bachelor's degree in nutrition and dietetics from Alcorn State University in 2012, and then earned his master's degree in education leadership from the University of Northern Colorado in 2017.

Williams has also coached at Millsaps College, Clinton High School (Mississippi) and Sumner Hill Jr. High School (Mississippi).

WILLIAMS' FOOTBALL CAREER

2022-2024	Pittsburgh Steelers	Assistant Offensive Line
2021	North Carolina Central	Offensive Line
2018-2020	Morgan State	Run Game Coordinator/Offensive Line
2017	Northern Colorado	Offensive Assistant
2016		Defensive Graduate Assistant



JASON BROOKS DEFENSIVE QUALITY CONTROL COACH

YEARS WITH STEELERS: 2
NFL EXPERIENCE: 9



Jason Brooks is in his second season as Pittsburgh's defensive quality control coach and his ninth season in the NFL.

Brooks, a veteran NFL and college coach, joins Pittsburgh after serving the last two seasons with the Baltimore Ravens. He spent six seasons with the Ravens serving in multiple roles, including football analyst (2022), assistant defensive line/quality control coach (2021), offensive quality control coach (2011-12) and offensive assistant (2009-10). He was a member of the Ravens team that defeated San Francisco in Super Bowl XLVII (2012).

Before returning to Baltimore in 2021, Brooks served as the defensive line coach at Charleston Southern (2019-20) and held assistant positions with Colby College (2017-18) and Florida International (2013-16). In 2008, Brooks served as the wide receivers coach at Norwich University. His initial NFL experience came in 2007 when he worked as a scouting assistant for the Miami Dolphins.

Brooks started his coaching career at his alma mater as a student assistant coach at Middle Tennessee State in 2006. His late father, Clarence, coached 24 years in the NFL and 17 years collegiately. Brooks and his wife Sandy have two children, Aviana and Avery.

BROOKS' FOOTBALL CAREER

2023-2024	Pittsburgh Steelers	Defensive Quality Control Coach
2022	Baltimore Ravens	Football Analyst
2021		Assistant Defensive Line/Quality Control Coach
2019-2020	Charleston Southern	Defensive Line Coach
2017-2018	Colby College	Assistant
2013-2016	Florida International	Assistant
2011-2012	Baltimore Ravens	Offensive Quality Control Coach
2009-2010		Assistant to the Offense
2008	Norwich University	Wide Receivers Coach
2007	Miami Dolphins	Scouting Assistant
2006	Middle Tennessee State	Student Assistant Coach



MATEO KAMBUI OFFENSIVE ASSISTANT

YEARS WITH STEELERS: 1
NFL EXPERIENCE: 4



Mateo Kambui is in his first season as an offensive assistant with the Steelers in 2024.

Kambui joins the Steelers staff after one season as an offensive line assistant with the Atlanta Falcons in 2023. The Falcons and Miami Dolphins were the only teams in the NFL to finish last season with a top-10 rushing attack and a top-five opponent pressure rate.

Kambui spent two seasons (2021-22) as the Marlin Briscoe Coaching Fellow for the Denver Broncos. He conducted film breakdown and scouting reports while assisting wide receivers coach Zach Azanni. Three different wideouts caught TDs in 2021, including wide receiver Tim Patrick who recorded a team-leading five TDs.

Prior to Denver, Kambui spent the 2020 season at Georgia Southern University, working as a graduate assistant. He was part of a coaching staff that helped lead the Eagles to an 8-5 regular-season record and a 38-3 victory over Louisiana Tech University in the R+L Carriers New Orleans Bowl.

A native of Wichita, Kansas, Kambui began his coaching career in 2019, overseeing running backs for his alma mater, Florida A&M University. His group rushed for a combined 1,164 yards and added 15 TDs on the ground.

A graduate of Florida A&M, Kambui played two years with the Rattlers (2014-15) after beginning his collegiate career at Butler Community College (2012-13) in El Dorado, Kansas. He became Florida A&M's full-time starter at center in 2014, appearing 22 games over his two seasons with the team.

In Kambui's two seasons at Butler Community College, the Grizzlies accumulated a 20-3 record, including an 11-1 mark in 2012. Following a 9-2 campaign in 2013, Kambui was named first team All-KJCC (Kansas Jayhawk Community College Conference) at center.

KAMBUJ'S FOOTBALL CAREER

2024	Pittsburgh Steelers	Offensive Assistant
2023	Atlanta Falcons	Offensive Line Assistant
2021-22	Denver Broncos	Marlin Briscoe Coaching Fellow
2020	Georgia Southern University	Graduate Assistant
2019	Florida A&M University	Running Backs



MATT OFFENSIVE ASSISTANT
BAKER

YEARS WITH STEELERS: 1
NFL EXPERIENCE: 2



Matt Baker is in his first season as the Steelers' offensive assistant in 2024.

Baker spent last season (2023) as the special teams assistant for the Atlanta Falcons.

Prior to joining the Falcons, Baker spent three seasons at John Carroll University (2020-22). He joined the Blue Streaks' staff as quarterbacks coach in 2020 before adding offensive coordinator to his title in 2022. In 2022, under Baker, the John Carroll offense averaged 38.0 points and 426.4 yards per game, finishing second in the Ohio Athletic Conference with an 8-1 record in league play.

Baker spent one season at Western Michigan as a quality control coordinator, coaching quarterbacks (2019). He also served as a graduate assistant at the University of Mississippi (2010), coaching wide receivers and quarterbacks. Baker stepped away from coaching to explore management roles in the energy business (2011-18).

Baker spent four years as a quarterback in the National Football League, spending time with the Dallas Cowboys, New Orleans Saints, Arizona Cardinals, Miami Dolphins and Buffalo Bills. He played under Super Bowl winning head coaches Bill Parcells and Sean Payton.

A native of Rochester Hills, Michigan, Baker quarterback played at the University of North Carolina (2002-05). He graduated in 2006 with a degree in economics.

BAKER'S FOOTBALL CAREER

2024	Pittsburgh Steelers	Offensive Assistant
2023	Atlanta Falcons	Special Teams Assistant
2022	John Carroll University	Offensive Coordinator/Quarterbacks
2020-2021		Quarterbacks Coach
2019	Western Michigan University	Offensive Quality Control Coordinator
2010	University of Mississippi	Graduate Assistant



ANTHONY ASSISTANT SECONDARY
MIDGET

YEARS WITH STEELERS: 1
NFL EXPERIENCE: 10



Anthony Midget is in his first season as the Steelers' assistant secondary coach and 10th season in the NFL. He previously coached secondary in the League for Tennessee (2020-22) and Houston (2014-19).

In 2022, the Titans' third-down percentage defense was ranked third in the NFL. Tennessee's opponents converted 77 third downs on 225 attempts (34.2%). Safety Kevin Byard led the Titans with four interceptions and 106 tackles. He recorded his fifth season (2017-19, 2021-22) and second consecutive season in which he led the squad in interceptions, and it was his third straight campaign (2020-22) leading the defense in tackles. He led all safeties and ranked second in the NFL with 27 interceptions between 2017-22 (Xavier Howard, 28).

In 2021, Midget oversaw the secondary as it added new regular starters at cornerback, safety and nickel back. The defense tied for 10th in the NFL with 16 interceptions and tied for fourth with 83 passes defended. Byard was a first-team All-Pro and Pro Bowl selection with a team-high five interceptions.

In 2020, Tennessee's defense ranked seventh in the League with 15 interceptions. Cornerback Malcolm Butler's five combined interceptions in the regular season and postseason tied for fourth in the league. Meanwhile, Byard led the defense and set a career high with 111 tackles.

Prior to his arrival in Tennessee, Midget was the Texans' secondary coach for two years (2018-19) following four seasons as the team's assistant secondary coach (2014-17).

In 2019, Midget directed a defensive backfield that incorporated several new pieces, helping the Texans capture their second consecutive AFC South title and their fourth in five years.

In Midget's first season overseeing Houston's secondary in 2018, the Texans allowed 19.8 points per game, including an NFL-best 17.3 points per game from Weeks 5-17. He helped veteran Kareem Jackson record the best season of his nine-year career with a career-high 17 passes defended and two interceptions.

In 2017, Houston tied with Cincinnati, Miami and Pittsburgh for the NFL lead with three different defensive backs posting at least one interception and at least one sack. Houston had seven different players record an interception.

The Texans won back-to-back AFC South championships in 2015-16 and put together three consecutive winning seasons (2014-16) for the first time in franchise history.

The Texans finished the 2016 season with the NFL's top-ranked defense for the first time in franchise history, surrendering an average of only 301.3 total net yards per game. They also gave up the fewest first downs (17.0) and second-fewest net passing yards (201.6) per game. Houston was the only team in the NFL to not allow a 300-yard passer in 2016.

In 2015, the Texans defense finished third in the NFL in net yards (310.2) and net passing yards allowed per game (210.4), tied for third in passes defended (90) and tied for seventh in points allowed per game (19.6). The Texans also allowed the fifth-lowest opponent completion percentage (59.0) in the league. They led the league on third down (28.5 percent), surrendering the lowest opponent third-down percentage by any NFL team since the 2003 Titans (27.7).

In 2014, the Texans secondary was involved in 22 of Houston's 34 takeaways and had seven players with either a forced fumble, fumble recovery or interception. The group accounted for nine forced fumbles, five fumble recoveries, 16 interceptions and three interceptions returned for touchdowns.

Prior to joining the Texans, Midget spent the 2013 season at Penn State, where he held the role of safeties coach. In his lone year at the school, Penn State's pass defense efficiency ranked fifth in the Big Ten, and the Nittany Lions joined Ohio State as the only two teams to have three players rank in the top 20 of passes defended in the conference.

From 2008 through 2012, Midget served as secondary coach and special teams coordinator (2008-11) before becoming defensive coordinator (2012) at Georgia State.

Midget joined the collegiate coaching ranks as a graduate assistant at Virginia Tech, his alma mater, helping the Hokies win the 2007 Atlantic Coast Conference title. He began his coaching career at Lake Worth (Fla.) High School, where he served as an assistant coach for four seasons (2003-06).

As a player, Midget was a four-year letterman and a three-year starter at cornerback at Virginia Tech. As a senior in 1999, he earned third team All-American honors and first team All-Big East honors, helping the Hokies reach the BCS National Championship Game. He was selected by the Atlanta Falcons in the fifth round (134th overall) of the 2000 NFL Draft.

Midget and his wife, Tresica, have two daughters, Anaiya and Kaylin, and one son, Jalen.

MIDGET'S FOOTBALL CAREER

2024	Pittsburgh Steelers	Assistant Secondary
2020-2022	Tennessee Titans	Secondary
2018-2019	Houston Texans	Secondary
2014-2017		Assistant Secondary
2013	Penn State	Safeties
2012	Georgia State	Defensive Coordinator
2008-2011		Special Teams Coordinator/Secondary
2007	Virginia Tech	Graduate Assistant



PHIL HEAD STRENGTH AND CONDITIONING
MATUSZ



Phil Matusz is in his first season as the Steelers' head strength and conditioning coach in 2024.

Matusz comes to Pittsburgh after a four-year stint as the head strength and conditioning coach for the Boston College football program (2020-23). In his time with the Eagles, he oversaw the physical and weight training development of four NFL Draft picks, including first-round selections Zion Johnson (2022, L.A. Chargers) and Zay Flowers (2023, Baltimore Ravens).

Prior to his arrival at Boston College, Matusz spent six seasons with the Ohio State football program after initially joining the Buckeyes' strength and conditioning staff as an assistant coach in February 2014. He was promoted to associate director, strength and conditioning, in 2017.

Matusz helped Ohio State win the inaugural College Football Playoff national championship in 2014 and four Big Ten Conference championships, including three straight from 2017-19.

He came to Ohio State from Villanova where he had worked for two seasons as the head football strength and conditioning coach at his alma mater.

Matusz had two stints at Villanova; the first coming in August 2010 when he was an intern in the strength and conditioning program, and the second beginning in 2011 after he returned to be the head Olympic strength and conditioning coach. He was quickly promoted just a year later to work with the football program. In between his time at Villanova, Matusz was an assistant strength and conditioning coach at North Carolina A&T.

A native of Greenville, Pennsylvania, Matusz's programs at Villanova covered all aspects of performance, including strength training, speed, agility, conditioning, flexibility, mobility, soft tissue work and nutrition. In addition to working with the football program, he also designed programs for men's and women's lacrosse, baseball, softball, volleyball and women's soccer.

A standout on the football field, Matusz was a three-year starter on the defensive line for the Wildcats and the team captain of Villanova's 2009 FCS National Championship team. For his efforts in 2009, Matusz was a CSN honorable mention All-American and a second-team All-CAA honoree. In his five years with the program, Villanova posted a 41-19 record, including a 24-4 mark in his final two seasons.


Matusz is Strength and Conditioning Coach Certified (SCCC) through Collegiate Strength, Conditioning Coaches Association and Certified Strength and Conditioning Specialist (CSCS) through the National Strength and Conditioning Association. He is also a Performance Enhancement Specialist (PES) through the National Academy of Sports Medicine. He also holds multiple certifications from Functional Anatomy Seminars; Certified Functional Range Assessment Specialist (FRA), Certified FRC Mobility Specialist (FRCms) and Certified Functional Range Strength Coach (FRSC).

He graduated with Master's Degrees in Performance Enhancement and Injury Prevention from PennWest California and Sport Administration from Boston College in the Woods College of Advancing Studies. Also completing a Certificate program in Child & Family Mental Health and Wellness from Boston College in the Lynch School of Education and Human Development.

Matusz and his wife, Jillian, have two daughters, Kingsley and Berkeley.

MATUSZ'S FOOTBALL CAREER

2024	Pittsburgh Steelers	Head Strength and Conditioning Coach
2020-2023	Boston College	Head Football Strength and Conditioning Coach
2017-2020	Ohio State University	Associate Director, Strength and Conditioning
2014-2016		Assistant Director, Strength and Conditioning
2012-2013	Villanova University	Head Football Strength and Conditioning Coach
2011		Head Olympic Strength and Conditioning Coach
2011	North Carolina A&T	Assistant Strength and Conditioning Coach
2010	Villanova University	Strength and Conditioning Intern



GARRETT SENIOR COACHING ASSISTANT
GIEMONT

YEARS WITH STEELERS: 18
NFL EXPERIENCE: 52



Garrett Giemont is in his first season as senior coaching assistant for the Steelers after being hired on January 31, 2007. The 2024 season marks Giemont's 52nd in the NFL.

He previously spent 14 seasons as the Steelers' conditioning coordinator before being promoted in 2021 to senior conditioning coordinator.

Giemont was honored with the NFL's 2015 Strength and Conditioning Coach of the Year award by Samson Equipment, which was presented by *American Football Monthly* at the end of the 2014 season.

Giemont was also named the 2008 Strength and Conditioning Coach of the Year/Super Bowl Achievement Award from the Professional Football Strength and Conditioning Coaches Society.

Giemont has 30+ years of experience in the NFL, and served as the Tampa Bay Buccaneers' strength and conditioning coordinator (2003-05) prior to joining the Steelers.

Giemont was named Coach of the Year by The Professional Football Strength and Conditioning Coaches Society after the 2002 season while working for the Oakland Raiders under head coach Bill Callahan. Giemont spent eight seasons as a member of the Raiders' staff, including the first seven as strength and conditioning coach and the final season as strength and conditioning coordinator.

Prior to joining the Raiders, Giemont spent three seasons in Major League Baseball as the Director of Physical Development for the Chicago Cubs (1992-94). He originally entered the NFL with the Los Angeles Rams in 1970 as a part-time training assistant and served as the Rams' assistant trainer from 1978-82. From 1983-89, Giemont was the Rams' strength and conditioning trainer and worked as the team's strength and conditioning coach from 1990-91.

Giemont and his wife, Sonya, have two sons, Jackson and Jett.

GIEMONT'S FOOTBALL CAREER

2021-2024	Pittsburgh Steelers	Senior Conditioning Coordinator
2007-2020		Conditioning Coordinator
2003-2006	Tampa Bay Buccaneers	Strength & Conditioning Coach
2002	Oakland Raiders	Strength & Conditioning Coordinator
1995-2001		Strength & Conditioning Coach
1990-1991	L.A. Rams	Strength & Conditioning Coach
1983-1989		Strength & Conditioning Trainer
1978-1982		Assistant Trainer
1970-1977		Training Assistant



JUSTUS ASSISTANT STRENGTH AND CONDITIONING COACH
GALAC

YEARS WITH STEELERS: 2
NFL EXPERIENCE: 11



Justus Galac is in his first season as the Steelers' assistant strength and conditioning coach and his second overall season with the franchise. He was seasonal assistant strength and conditioning coach for Pittsburgh in 2021.

Galac comes to the Steelers after two seasons at Temple (2022-23). He was the Owls' assistant strength and conditioning coach.

Galac spent nine seasons with the N.Y. Jets (2012-20), including eight as their head strength and conditioning coach. He was responsible for the design and implementation of a strength and conditioning program for both in and off-season training. Galac created a nutrition and hydration plan, rehabilitated injured players, tracked GPS and heart rates and oversaw inventory and maintenance of all strength equipment.

Prior to his tenure with the Jets, Galac served as the strength and conditioning coach for the Villanova football program for seven seasons (2005-11), including 2009 when the Wildcats captured the FCS National Championship. He earned recognition as the 2010 Samson FCS Strength and Conditioning Coach of the Year. Galac also oversaw the strength and conditioning program for all 22 Villanova varsity sports.

Galac, who was a graduate assistant at Dickinson College for two years (2003-04), began his coaching career at his alma mater SUNY Brockport in 2002.

Galac played nose tackle and helped SUNY Brockport to a pair of NCAA playoff appearances in 2000 and 2001. He received his undergraduate degree in physical education in 2003.

Galac and his wife, Lauren, have a daughter, Vivienne, and a son, Kane.

GALAC'S FOOTBALL CAREER

2024	Pittsburgh Steelers	Assistant Strength and Conditioning Coach
2023	Seattle Sea Dragons	Head Strength and Conditioning Coach
2022	Temple University	Assistant Strength and Conditioning Coach
2021	Pittsburgh Steelers	Assistant Strength and Conditioning Coach
2012-2020	New York Jets	Head Strength and Conditioning Coach
2005-2011	Villanova	Head Strength and Conditioning Coach
2003-2004	Dickinson College	Graduate Assistant Strength and Conditioning Coach
2003	SUNY College at Brockport	Assistant Strength and Conditioning Coach



RODERICK MOORE

SPORTS SCIENCE COORDINATOR/STRENGTH AND CONDITIONING



YEARS WITH STEELERS: 1
NFL EXPERIENCE: 4

Roderick Moore is in his first season as the Steelers' head strength and conditioning coach in 2024.

Prior to joining Pittsburgh, Moore was an assistant strength and conditioning coach for Atlanta for three years (2021-24). He joined the Falcons after spending two years as the Athletics Director of North America for Vald Performance (2019-21), where they evaluated motion analysis, ground reaction forces, eccentric hamstring strength and bilateral asymmetry at all levels (Military, NFL, NBA, MLB, NHL, NCAA).

Prior to his stint at Vald Performance, he was the Vice President of Sports (US & UK) for Sparta Science (2018-19), and was the Vice President of Sports Performance (2016-18) and Sports Performance Manager (2013-16) at Catapult Sports.

Moore's career started at University of Tennessee where he began as a graduate assistant strength coach (1999-2001) to assistant head strength coach (2001-04) to associate head strength coach (2004-07).

After Tennessee, Moore became the head football strength coach for Florida International University (2007-10) and was promoted to co-director of strength and conditioning for the entire athletics department (2010-12).

Moore earned his bachelor's degree in psychology from Morehouse College (1993-97) before earning a master's in human performance/sport psychology from University of Tennessee (1999-2001).

Moore was a football and track & field varsity letterman during his time at Morehouse College.

MOORE'S FOOTBALL CAREER

2024	Pittsburgh Steelers	Sports Science Coordinator/Strength and Conditioning
2021-2023	Atlanta Falcons	Assistant Strength and Conditioning Coach
2019-2021	North America for Vald Performance	Athletics Director
2018-2019	Sparta Science	Vice President of Sports
2016-2018	Catapult Sports	Vice President of Sports Performance
2013-2016		Sports Performance Manager
2012-2013	Cybox International	College/Professional Sales Representative
2010-2012	Florida International University	Director of Strength and Conditioning
2007-2010		Head Football Strength Coach
2004-2007	University of Tennessee	Associate Head Strength Coach
2001-2004		Assistant Head Strength Coach
1999-2001		Graduate Assistant Strength Coach



TYLER STRENGTH & CONDITIONING ASSISTANT
JUDKINS

YEARS WITH STEELERS: 2
 NFL EXPERIENCE: 7



Tyler Judkins is in his second season as the Steelers’ strength and conditioning assistant. This marks his seventh year in the National Football League.

Judkins, who assists in the daily operations for the strength and conditioning program, has previously worked in the strength and conditioning departments of the Kansas City Chiefs (2021-22) and L.A. Chargers (2018-20).

Judkins also spent five years in the strength and conditioning department at UCLA (2013-18).

Judkins completed his Bachelor of Arts degree in kinesiology and exercise science at Augsburg University in 2010. He also earned a Master of Arts degree in exercise science - performance enhancement and injury prevention at PennWest California in 2014.

JUDKINS’ FOOTBALL CAREER

2023-2024	Pittsburgh Steelers	Strength & Conditioning Assistant
2021-2022	Kansas City Chiefs	Assistant Strength & Conditioning Coach
2018-2020	L.A. Chargers	Assistant Strength & Conditioning Coach
2014-2018	UCLA	Assistant Strength & Conditioning Coach
2013-2014		Graduate Assistant Strength & Conditioning Coach



OMAR GENERAL MANAGER
KHAN

YEARS WITH STEELERS: 24
NFL EXPERIENCE: 28



Omar Khan, is entering his third season as the team's General Manager. He is in his 28th season in the NFL, and 24th season with the Pittsburgh Steelers. Khan was named General Manager on May 25, 2022. He previously served as the team's Vice President of Football and Business Administration.

In his current role, Khan oversees the personnel area of the team and supervises the scouting staff. Among his duties, he is in charge of administering player acquisitions and transactions, including the NFL Draft, free agent signings and trades, and evaluating pro and college personnel.

In his former role, Khan worked alongside Rooney II, previous General Manager Kevin Colbert and Head Coach Mike Tomlin in the overall management of the Football Operations Department. He oversaw many different areas and functions of the organization, primarily managing the team's salary cap as well as negotiating player and coaches' contracts.

Prior to joining the Steelers, Khan worked with the New Orleans Saints for four years. In 2000, he served as Football Operations/Coaching Assistant, where he supervised the overall operation of the football program and assisted the offensive coordinator in the day-to-day operations of the offense. From 1998-99, Khan served as New Orleans' Player Personnel Assistant. His duties included assisting in pro scouting, negotiating player contracts, government affairs and football administration, as well as serving as interim Player Programs Director during the 1998 season. In 1997, Khan was a Player Personnel Intern, primarily working with scouting and research.

Khan joined the Saints after spending the 1996 season as an undergraduate assistant with the Tulane University football program.

Khan is involved in many activities and organizations throughout the Pittsburgh region, including serving on the executive board of Visit Pittsburgh, the executive board of the Pittsburgh Hispanic Chamber of Commerce, the board of the Pittsburgh Film Office and on the advisory board of FNB Community Bank. In 2005, Khan was selected to attend the NFL Manager Program at Stanford University Executive Education Graduate School of Business. In 2013, he was selected to attend the NFL Career Development Symposium for front office personnel at the University of Pennsylvania.

Khan, a graduate of Tulane, was born in New Orleans, La. He and his wife, Kristen, reside in Mt. Lebanon, Pa. The couple has two daughters, Sophia and Hannah.

KHAN'S FOOTBALL CAREER

2022-2024	Pittsburgh Steelers	General Manager
2016-2021		Vice President of Football and Business Administration
2010-2015		Director of Business and Administration
2006-2009		Football and Business Administration Coordinator
2001-2005		Business Operations Coordinator/Chief Negotiator
2000	New Orleans Saints	Football Operations/Coaching Assistant
1998-1999		Player Personnel Assistant
1997		Scouting/Player Personnel Intern



DAN VICE PRESIDENT OF PLAYER PERSONNEL
ROONEY JR.

YEARS WITH STEELERS: 30
NFL EXPERIENCE: 30



Dan Rooney Jr. is in his third season as Vice President of Player Personnel after spending 11 seasons as player personnel coordinator and 17 seasons as a college scout for the Steelers. Rooney's duties include scouting college players, primarily in the Southeast, while also being involved in pro scouting and salary cap management.

He is the grandson of Steelers' founder, "The Chief" Art Rooney, Sr., the son of late Steelers' Chairman, ambassador Dan Rooney and brother of Steelers' President, Art Rooney II.

Rooney graduated from Washington & Jefferson College in 1986 with a degree in business administration. He played football for legendary Head Coach John Luckhardt, and was named an all-conference safety as a sophomore. After graduation, Rooney worked under Coach Luckhardt as an assistant coach from 1986 to 1990.

In 1991, Rooney spent a season with the NFL Europe League office, which at the time was located in Dallas, Texas. His primary responsibilities were to Team Dallas, a spare parts team that supplied the league with replacements for injured players.

In 1993, Rooney moved to Durham, N.C., where he taught and coached at the high school level. He coached for Gary Merrill at Northern Durham High, one of the state's top high school programs. From 1995-97, Rooney coached at Leesville Road High School in Raleigh, N.C.

Rooney and his wife, Dr. Allison Evanoff, live in Gastonia, N.C. They have two sons, John Patrick and Brendan Charles.

ROONEY JR.'S FOOTBALL CAREER

2022-2024	Pittsburgh Steelers	Vice President of Player Personnel
2011-2021		Player Personnel Coordinator
1994-2010		College Scout



ANDY WEIDL ASSISTANT GENERAL MANAGER

YEARS WITH STEELERS: 3
NFL EXPERIENCE: 27



A veteran with 27 years of NFL scouting experience, **Andy Weidl** is in his third season with the Steelers as the Assistant General Manager. He joined the Pittsburgh front office following seven years with the Philadelphia Eagles (2016-22), including the last four seasons as the team's Vice President of Player Personnel.

He played an integral role in helping construct rosters for the Eagles that produced playoff appearances in four of the last five seasons, including two NFC East championships (2017 and 2019) and a 41-33 victory over the New England Patriots in Super Bowl LII.

Weidl originally joined Philadelphia's scouting department as the Assistant Director of Player Personnel (2016-17). During the 2018 offseason, he was promoted to Director of Player Personnel.

Before he arrived in Philadelphia, Weidl spent 11 years with the Baltimore Ravens (2005-15). He scouted for Ravens General Manager and Pro Football Hall of Famer Ozzie Newsome's staff and helped the organization capture Super Bowl XLVII during the 2012 season. Weidl began his tenure in Baltimore as a West area scout in 2005 and served in that capacity for four seasons before becoming a Northeast scout in 2009. After working in that role for four years, he finished his Ravens career as an East regional scout from 2013-16.

Prior to Baltimore, Weidl was a Northeast area scout (2003-04) and a national combine scout (2000-02) for the New Orleans Saints.

Weidl began his NFL career with the Steelers evaluating college and professional players as a player personnel assistant (1998-99).

Celebrated as the Thomas J. Burke Award recipient for his "consistent performance and dedication" as an offensive lineman at Villanova, Weidl earned his undergraduate degree in communications (1996) and a master's degree in human resource development (1997).

A native of Pittsburgh, Pa., Weidl and his wife, Aimee, have a daughter, Payten, and two sons, Luke and Christian.

WEIDL'S FOOTBALL CAREER

2022-2024	Pittsburgh Steelers	Assistant General Manager
2019-2021	Philadelphia Eagles	Vice President of Player Personnel
2018		Director of Player Personnel
2016-2017		Assistant Director of Player Personnel
2013-2015	Baltimore Ravens	East Regional Scout
2005-2012		West Regional Scout
2003-2004	New Orleans Saints	Northeast Area Scout
2000-2002		National Combine Scout
1998-1999	Pittsburgh Steelers	Player Personnel Assistant



SHELDON WHITE DIRECTOR OF PRO SCOUTING

YEARS WITH STEELERS: 3
NFL EXPERIENCE: 23



A veteran with over 20 years of NFL scouting and pro-personnel experience, **Sheldon White** is in his third season with the Steelers as the Director of Pro Scouting. He joined the Pittsburgh front office following stints with the Detroit Lions (1997-2015) and Washington Commanders (2021).

In his current role, White supervises the pro scouting staff and oversees all pro player evaluation, the advance scouting process, free agency, and the daily monitoring of player transactional movement in all professional leagues.

White, who spent the 2021 season as a scout for the Commanders, worked 19 years in the Lions' front office, including his final seven years as Vice President of Pro Personnel. He was involved in all player personnel matters and led a team of scouts that were responsible for evaluating all the players in the NFL, including the current roster, and was also in charge of tryouts and visits for potential additional signings. White ran the free-agent meetings and was an integral part of the draft process. He provided detailed reports on pro and college prospects and negotiated contracts with high-round draft choices and selected free agents.

White finished the '15 season as the Interim General Manager for Detroit. He led the Lions to a 6-2 record after taking over all of the General Manager responsibilities, including final say of player personnel acquisitions. In the previous 15 NFL seasons prior to 2016, only two teams finished 6-2 or better after beginning the season 1-7 (2004 Carolina; 2015 Detroit).

During his first three years in the Lions' personnel department, White served in several roles, including Detroit's BLESTO area scout (1997), area scout (1998) and both the college and pro scouting areas (1999), before becoming Director of Pro Personnel in 2000.

White held the position of Executive Director of Player Personnel and Recruiting for Michigan State University (2016-19). He led recruiting efforts and developed and implemented strategic planning. White also coordinated evaluations of current players for the coaching staff.

In 2004, White completed the NFL's career development program at Stanford's Graduate School of Business. He was also a keynote speaker at the event.

White coached wide receivers at his alma mater, Miami (Ohio) University, for three years (1994-96). That post followed a six-year NFL playing career in which White saw action for N.Y. Giants (1988-89), Detroit (1990-92) and Cincinnati Bengals (1993).

A native of Dayton, Ohio, White was a four-year starter at Miami (1984-87) and graduated with a Bachelor of Science degree in Business, majoring in finance. He was selected by the Giants in the third round (62nd overall) of the 1988 NFL Draft. He was named to the All-NFL Rookie First Team and was selected as the team's Rookie of the Year.

White, who was inducted into Miami University's Athletic Hall of Fame in 2014, was a 2012 recipient of the Johnnie Cochran Salute to Excellence award, alongside five general managers, two head coaches and former commissioner Paul Tagliabue. The awards were given to Tagliabue and some front office executives from high achieving teams during the 2011 season. He received the award again after the 2014 season.

White previously served as a member of the Business Advisory Council for the Richard T. Farmer School of Business at Miami (2004-12). He also previously participated on the Advisory Council for the Nunn-Wooten Scouting Fellowship which is designed for former players interested in becoming professional scouts (2015).

He and his wife, Amy, have four children: sons Sheldon II, Jordan, and Cody, and a daughter, Lacy.

WHITE'S FOOTBALL CAREER

2022-2024	Pittsburgh Steelers	Director of Pro Scouting
2021	Washington Commanders	College Scout
2020-2021	National Football League	HBCU Scouting Committee
2016-2019	Michigan State University	Executive Director of Player Personnel and Recruiting
2009-2015	Detroit Lions	Vice President of Pro Personnel
2000-2008		Director of Pro Personnel
1999		College/Pro Scouting
1998		Area Scout
1997		BLESTO Scout
1994-1996	Miami University	Wide Receivers Coach



QUENTIN HARRIS SENIOR PERSONNEL ASSISTANT

YEARS WITH STEELERS: 1
NFL EXPERIENCE: 18



A veteran with 18 years of NFL scouting experience, **Quentin Harris** is in his first season with the Steelers as the Senior Personnel Assistant. He joined the Pittsburgh front office following 16 years with the Arizona Cardinals (2008-24), including the last three seasons as the team's Vice President, Player Personnel.

Harris held other roles in Cardinals' scouting department, including Director, Player Personnel (2019-20), Director, Pro Scouting (2013-18), Assistant Pro Personnel Director (2010-12) and Pro Scout (2008-09).

Harris was selected to participate in the inaugural NFL's Coach and Front Office Accelerator program during the 2022 offseason that took place at the league's spring meeting in Atlanta. He followed that up by participating in the same program during the 2022 regular season. The program provides prospects direct networking opportunities and exposure to club owners to help prepare them for future positions.

In his final role with Arizona, Harris helped manage both the college and pro personnel departments.

A free safety for four seasons with the Cardinals (2002-05), Harris began his scouting career after finishing his NFL playing career with the Denver Broncos in 2007. He joined the Cardinals in 2008 as a pro scout and was elevated to Assistant Pro Personnel Director in 2010.

Harris was signed by the Cardinals as a rookie free agent in 2002 and appeared in 54 games (six starts) over four seasons. He led Arizona in special teams tackles for two consecutive seasons (19 in 2004, 24 in 2005) before signing as a free agent with the N.Y. Giants in 2006. Harris signed with the Broncos later that season and appeared in six games.

He finished his NFL career with 50 tackles (42 solo), 1.0 sack, one interception, five passes defended, one forced fumble, one fumble recovery and 58 special teams tackles in 60 career games (six starts).

Harris was a four-year starter at free safety for Syracuse where he finished his Orange career with 327 tackles (183 solo), four forced fumbles, four fumble recoveries and 10 interceptions in 42 career games. He left Syracuse ninth in school history for career interceptions while also being chosen as an honorable mention All-American, first-team All-Big East conference selection and a second-team choice as a senior in 2001.

Harris was an honorable mention All-America selection at Wyoming Seminary Upper School in Kingston, Pa., and received a bachelor's degree in Information Studies from Syracuse in 2001.

He and his wife Tara have a daughter, Aliyah, and two sons, Amani and Elijah.

HARRIS' FOOTBALL CAREER

2024	Pittsburgh Steelers	Senior Personnel Assistant
2021-2024	Arizona Cardinals	Vice President, Player Personnel
2019-2020		Director, Player Personnel
2013-2018		Director, Pro Scouting
2010-2012		Assistant Pro Personnel Director
2008-2009		Pro Scout



MARK SADOWSKI DIRECTOR OF PLAYER SCOUTING

YEARS WITH STEELERS: 3
NFL EXPERIENCE: 27



A veteran with 27 years of NFL scouting experience, **Mark Sadowski** is in his third season with the Steelers as the Director of Player Scouting. He joined the Pittsburgh front office following 16 years with the Chicago Bears (2005-21), including six seasons as the team's Director of College Scouting. He joined the Bears in 2005 and served as Southeast area scout until 2012 before being promoted to senior national scout in 2016.

As a member of the Bears, he helped acquire the NFL's all-time TD return leader Devin Hester (2006 second round), Pro Bowl tight end Greg Olsen (2007 first round pick), and Pro Bowl receiver Alshon Jeffery (2012 second round). Additionally, four of the eight Bears selected to the 2019 Pro Bowl were drafted by the Bears during Sadowski's tenure as director of college scouting (Tarik Cohen, Eddie Jackson, Mitch Trubisky, Cody Whitehair).

Prior to joining the Bears Sadowski spent eight years with the New Orleans Saints (1998-2005) working as a pro scout (1998-99), NFS combine scout (2000) and Southeast area scout (2001-05). With the Saints he was instrumental in drafting the Saints all-time leading rusher Deuce McAllister (2001 first round), receiver Danté Stallworth (2002 first round), defensive end Charles Grant (2002 first round pick) and 2009 Pro Bowl offensive tackle Jon Stinchcomb (2003 second round).

Before he arrived in New Orleans, he served as defensive and special teams assistant at his alma mater, Tulane University, under former Green Wave head coaches Buddy Teevens and Tommy Bowden. Sadowski played safety for the Green Wave while earning his Bachelor of Science degree in engineering from Tulane while being honored as a member of the athletic department's "3.0 Club" and Dean's List.

The Chicago native attended St. Rita High School where he played football, baseball, basketball and ran track while also excelling as an honor student and three-time student council president. In football he was a three-year varsity letterman that earned first team all-area, all-region, and all-Catholic League honors as a senior.

Sadowski and his wife, Holly, have a daughter, Raffaella Rose.

SADOWSKI'S FOOTBALL CAREER

2022-2024	Pittsburgh Steelers	Director of Player Scouting
2016-2021	Chicago Bears	Director of College Scouting
2012-2015		Senior National Scout
2005-2011		Southeast Area Scout
2001-2004	New Orleans Saints	Southeast Area Scout
2000		Area Scout
1999		Combine Scout
1998		Player Personnel Intern



MAX GRUDER ASSISTANT DIRECTOR OF PLAYER SCOUTING

YEARS WITH STEELERS: 1
NFL EXPERIENCE: 13



Max Gruder is in his first season as the Steelers' Assistant Director of Player Scouting and his 13th year in the NFL. He spent the previous five seasons in the Philadelphia Eagles scouting department.

Prior to coming to Pittsburgh, Gruder served as the Eagles' director of pro scouting for two years (2022-23). He was promoted into that role following three years as Philadelphia's assistant director of pro scouting (2019-21).

Gruder spent six seasons with the Miami Dolphins (2013-18). He joined the Dolphins in 2013 as an assistant in the scouting department and was promoted to a pro scout in 2014. During his time with Miami, Gruder monitored personnel moves throughout the NFL, evaluated pro players, managed player databases and served as an advance scout for Dolphins' opponents.

Before beginning his professional career in scouting, Gruder enjoyed a four-year collegiate playing career as a linebacker at Pitt. He played in 52 games (39 starts) for the Panthers and registered 296 tackles, 1.0 sack and one interception. He was named All-Big East Second Team as a senior after leading the defense with a career-best 116 tackles.

In 2012, following his college career, Gruder signed with the Atlanta Falcons as an undrafted free agent and participated in the team's training camp. A business major at Pitt, Gruder was twice named to the Big East All-Academic team.

GRUDER'S FOOTBALL CAREER

2024	Pittsburgh Steelers	Assistant Director of Player Scouting
2022-2023	Philadelphia Eagles	Director of Pro Scouting
2019-2021		Assistant Director of Pro Scouting
2014-2018	Miami Dolphins	Pro Scout
2013		Scouting Assistant



DAN COLBERT DIRECTOR OF COLLEGE SCOUTING

YEARS WITH STEELERS: 14
NFL EXPERIENCE: 14



Dan Colbert is in his 14th season with the Steelers and third as the Director of College Scouting. He originally joined the Pittsburgh scouting department in the summer of 2011 as a player personnel intern and served the franchise as a college and pro scout for 10 years (2012-21).

In his prior role, Colbert primarily scouted colleges in the Midwest, and, on the pro side, assisted with opponent advance scouting and free agent evaluations.

Colbert graduated from Miami (Ohio) University in 2011 with a degree in health and sports studies. While at Miami, Colbert served as a student assistant for the football program from 2007-2011, working in the team's video department.

A Pittsburgh native, Colbert is a 2007 graduate of Mars Area High School, where he lettered in basketball. He is the son of former Steelers' General Manager Kevin Colbert.

COLBERT'S FOOTBALL CAREER

2022-2024	Pittsburgh Steelers	Director of College Scouting
2012-2021		College/Pro Scout
2011		Player Personnel Intern



KELVIN FISHER SENIOR SCOUTING ASSISTANT

YEARS WITH STEELERS: 20
NFL EXPERIENCE: 24



Kelvin Fisher is in his 24th year in the National Football League and his second stint with the Steelers, re-joining the organization in 2018, as a scout. He spent his first 13 seasons in the NFL with Pittsburgh as a college scout from 2000-12.

Prior to returning to the Steelers, Fisher spent four years with the Buffalo Bills where he served as Director of College Scouting from 2013-15, before being named Player Personnel Advisor in 2016.

Fisher spent one year as the coordinator of academic accountability at his alma mater of Arizona State University before joining the Steelers in 2000. In his role, he was a liaison between the Sun Devils' student-athletes, coaches, professors and academic counselors. From 1993-96, Fisher worked as a juvenile probation officer in Maricopa County, Az., and with the State Office for Service to Children and Family in Portland, Ore., from 1996-99.

A native of Ambridge, Pa., Fisher was a four-year starting fullback at Arizona State (1988-91) where he earned a degree in social work in 1992, and joined the New York Jets as a free agent in 1992.

In April of 2016, Fisher was inducted into the Beaver County Sports Hall of Fame for his accomplishments on the playing field in high school, college and his professional career in the NFL.

Fisher and his wife, Angela, have two children, Kelvin Jr. and Kailie. Kelvin Jr. is a graduate of the University of Arkansas and completed his college football career at the University of Texas El Paso in the fall of 2015. Kailie is a graduate of Arizona State University.

FISHER'S FOOTBALL CAREER

2022-2024	Pittsburgh Steelers	Senior Scouting Assistant
2018-2021		College Scout
2016	Buffalo Bills	Player Personnel Advisor
2013-2015		Director of College Scouting
2000-2012	Pittsburgh Steelers	College Scout



MARK COLLEGE SCOUT
BRUENER

YEARS WITH STEELERS: 15
NFL EXPERIENCE: 29



Mark Bruener is in his 12th season as a college scout for the Steelers, after previously serving three seasons as Pittsburgh's BLESTO scout.

Bruener played tight end in the NFL for 14 seasons, the first nine as a member of the Steelers (1995-2003) and the final five with the Houston Texans (2004-08). He was drafted by the Steelers in the first round (27th overall) of the 1995 NFL Draft, and he played in 126 games, making 108 starts. His 137 receptions and 16 receiving touchdowns each rank fourth all-time in team history for a tight end. Bruener was also known for his excellent blocking skills. In his nine seasons with the Steelers, the team averaged 2,142 rushing yards per year. In 1998, Bruener was voted Steelers' Sprint Man of the Year for his dedication to community service.

He graduated from the University of Washington with a degree in economics. Bruener started his final three seasons at tight end, and finished his career with 90 receptions, which were the most by a tight end in team history at the time. During his freshman season, in which he saw action in all 12 games, the Huskies went undefeated and were named co-NCAA National Champions.

Bruener formerly served on the NFL Players Association Executive Committee. Prior to joining the Steelers' scouting staff full-time, Bruener spent the summer of 2010 interning in the Steelers' scouting department during training camp.

A native of Aberdeen, Wash., Bruener currently lives in Woodinville, Wash., with his wife, Traci, two daughters, Allie and Chloe, and three sons, Carson, Braydon and Hudson.

BRUENER'S FOOTBALL CAREER

2014-2024	Pittsburgh Steelers	College Scout
2011-2013		BLESTO Scout



CHIDI COLLEGE SCOUT
IWUOMA

YEARS WITH STEELERS: 13
NFL EXPERIENCE: 19



Chidi Iwuoma is in his fifth season as a college scout for the Steelers, after serving eight seasons as Pittsburgh's BLESTO scout (2012-19).

Prior to joining the Steelers, Iwuoma served as the University of California's Assistant Director of Student-Athlete Development from 2010-12. In that role, he was responsible for assisting in the academic performance of the football team. Prior to that, Iwuoma worked in Cal's Athletic Study Center from 2009-10, assisting student athletes with academics.

Iwuoma, a former Steelers' defensive back, played in the NFL from 2001-07 and was a member of Pittsburgh's Super Bowl XL team. He also spent time with the Detroit Lions, New England Patriots, Tennessee Titans and St. Louis Rams.

After his playing days, Iwuoma earned a master's degree in education from the University of California in 2009. A Los Angeles native, Iwuoma played collegiately at the University of California and graduated with a degree in social welfare in 2001.

Iwuoma and wife, Tenisha, have three sons, Chidi II, Capri and Chori.

IWUOMA'S FOOTBALL CAREER

2020-2024	Pittsburgh Steelers	College Scout
2012-2019		BLESTO Scout



CHRISTOPHER COLLEGE SCOUT
WATTS

YEARS WITH STEELERS: 3
NFL EXPERIENCE: 17



Christopher Watts is entering his third season as a college scout for the Steelers. He spent 16 years with the N.Y. Giants as an area scout (2016-20) and scout in the BLESTO scouting combine (2007-15). Watts also worked in the USFL with the Pittsburgh Maulers (2021).

Watts joined the Giants in 2005 as a training camp intern and moved into a college scouting intern role in 2006.

Before joining the Giants, Watts spent two seasons as a graduate assistant coaching the offensive line at Langston University in Oklahoma. From 1998-2004, Watts worked in the corporate world. He earned a bachelor's degree in business administration-management in 1998 and a master's degree in education in 2006, both from Langston.

Watts attended Langston on a football scholarship and earned four letters as an offensive lineman. He was named a first-team NAIA All-American and a first-team Oklahoma Intercollegiate Conference (OIC) tackle in 1996. Watts, who also threw the shot put, lettered once on the track team. He is a member of Kappa Alpha Psi Fraternity, Inc.

Watts is a graduate of M.B. Smiley High School in Houston, where he lettered four times in football, twice in track and once in baseball.

Watts is married to the former Myeshia Jones of Pauls Valley, Okla. He has two daughters, Carrington and Maleigha, and a son, Chris, Jr.

WATTS' FOOTBALL CAREER

2022-2024	Pittsburgh Steelers	College Scout
2016-2020	N.Y. Giants	College Scout
2007-2015		BLESTO Scout
2005-2006		College Scouting Intern



ZACK COLLEGE SCOUT
CROCKETT

YEARS WITH STEELERS: 2
NFL EXPERIENCE: 16



Zack Crockett is in his second season as a college scout for the Steelers. He spent the previous 14 years with the Las Vegas Raiders as an area scout (2009-22).

Crockett, who was affiliated with the Raiders for 23 seasons as both a player and front office member, was the franchise's Southeast Area Scout. He had served in the role since 2009 when he retired from NFL football, having played fullback for the Raiders from 1999-2007.

A native of Pompano Beach, Fla., Crockett graduated from Florida State with a bachelor's degree in criminology. He was drafted in the third round of the 1995 NFL draft by the Indianapolis Colts as a fullback and was later signed as a free agent by the Raiders.

Crockett is the Vice President of the Crockett Foundation in South Florida along with his brother and former NFL player Henri, who serves as President. The foundation focuses on math, reading, health, and technology for middle-school students, and the foundation's programs have directly helped more than 1,000 students since its inception in 2002.

CROCKETT'S FOOTBALL CAREER

2023-2024	Pittsburgh Steelers	College Scout
2009-2022	Oakland Raiders	College Scout



JARROD COLLEGE SCOUT
HIGHBERGER

YEARS WITH STEELERS: 2
NFL EXPERIENCE: 14



Jarrod Highberger is in his second season as a college scout for the Steelers. He spent the previous 12 years, 10 as a college scout, with Jacksonville (2010-22).

Highberger was promoted by the Jaguars from scouting assistant to college scout on May 6, 2013. He scouted the Southwest.

Highberger joined the Jaguars in December 2010 as an administrative assistant in the player personnel department following a two-year coaching tenure at Robert Morris University, where he served as the quarterbacks coach under head coach Joe Walton. The Colonials were Northeast Conference champions in 2010.

A native of Blairsville, Pa., Highberger earned his bachelor's degree in business administration from Carnegie Mellon University, where he was a four-year starter at quarterback for the Tartans under head coach Rich Lackner. He obtained a master's degree from Robert Morris University in instructional leadership during his coaching tenure.

HIGHBERGER'S FOOTBALL CAREER

2023-2024	Pittsburgh Steelers	College Scout
2012-2022	Jacksonville Jaguars	College Scout
2010-2011		Scouting Assistant



JIM COLLEGE SCOUT
WARD

YEARS WITH STEELERS: 2
NFL EXPERIENCE: 9



Jim Ward is in his second season as a college scout for the Steelers. He spent the previous seven years with Philadelphia (2016-22).

Ward was named a Midwest Area scout during the 2020 offseason after spending the previous two seasons (2018-19) as Northeast Area scout.

Ward joined the Eagles' scouting department full time in 2017 when he was hired as the club's Midwest Area scout. Prior to becoming a full-time member of the department, Ward served as a consultant to the personnel department leading up to the 2016 and 2017 NFL Drafts. As a consultant, Ward focused his efforts on evaluating the Mid-American Conference and defensive line prospects in the draft.

A former defensive tackle at Slippery Rock University, Ward was a three-time all-conference pick and earned All-American honors as a senior captain.

Following his college playing career, Ward signed as an undrafted free agent with the San Diego Chargers in 1994. He went on to play for the Memphis Mad Dogs of the Canadian Football League in 1995 and the Connecticut Coyotes of the Arena Football League in 1996.

Ward earned a communications degree from Slippery Rock in 1998 and was inducted into the school's Hall of Fame in 2012. He also received a business certificate in sports analytics from Carnegie Mellon in 2021.

He and his wife, Michelle, have two daughters, Mackenzie and Miranda.

WARD'S FOOTBALL CAREER

2023-2024	Pittsburgh Steelers	College Scout
2017-2022	Philadelphia Eagles	College Scout
2016		Personnel Department Consultant



JIMMY COLLEGE SCOUT
NOEL

YEARS WITH STEELERS: 1
NFL EXPERIENCE: 7



Jimmy Noel is in his first season as a College Scout for the Steelers and his seventh year in the NFL. He previously spent three seasons in both the Cleveland Browns (2018-20) and Kansas City Chiefs (2015-17) personnel departments.

Noel also served as a remote recruiting analyst for Nebraska (2023) and director of on-campus recruiting for Army West Point (2022-23).

In his role with the Browns, Noel assisted in overseeing the club's pro scouting efforts as assistant director of pro scouting for part of 2018 and quickly pivoted to college scouting. He was responsible for covering the Northeast area of the United States.

Noel served as the Chiefs' scouting intern in 2015 and scouting assistant in 2016. He was promoted to pro scout in 2017.

Before his time in Kansas City, Noel was a volunteer tight ends coach at Temple, as well as assisted the program's recruiting and quality control departments.

Noel played defensive back at Boston College (2009-12) and was a team captain as a senior. He registered 115 tackles and seven interceptions over his career with the Eagles. Noel earned a rookie minicamp tryout from the Seattle Seahawks in 2013.

A native of Everett Mass., Noel graduated from Boston College in 2013.

NOEL'S FOOTBALL CAREER

2024	Pittsburgh Steelers	College Scout
2023	University of Nebraska	Remote Recruit Analyst
2022	Army West Point	Director of On-Campus Recruiting
2018-2020	Cleveland Browns	College Scout
2017	Kansas City Chiefs	Pro Scout
2016		Scouting Assistant
2015		Scouting Intern



DENNIS PRO SCOUT
MACINNIS

YEARS WITH STEELERS: 7
NFL EXPERIENCE: 7



Dennis MacInnis is in his seventh season with the Steelers and first as a pro scout.

Prior to his most recent promotion, MacInnis spent two seasons as the Steelers scouting intern (2019-20), where he assisted the scouting department with various projects, one season as the Blesto Scout (2021) and two seasons as pro/college scout (2022-23).

MacInnis, a graduate of the University of Oregon, held various roles in the Duck's personnel department from 2017-19, starting out as an undergraduate student coach before elevating to Assistant Director of Player Personnel/Special Assistant to the Head Coach.

MacInnis began his NFL career in the summer of 2017 as a football operation intern with the Buffalo Bills.

He graduated with a bachelor's degree political science.

MACINNIS' FOOTBALL CAREER

2024	Pittsburgh Steelers	Pro Scout
2022-2023		Pro/College Scout
2021		BLESTO Scout
2019-2020		Scouting Intern



MATT BLESTO SCOUT
MCCREIGHT

YEARS WITH STEELERS: 1
NFL EXPERIENCE: 2



Matt McCreight is in his first season as Pittsburgh's BLESTO scout.

In his current role, McCreight will help the organization with an emphasis on scouting colleges in the Midwest on all collegiate levels.

Prior to joining the Steelers, McCreight served as a scouting assistant at the Reese's Senior Bowl (2023-24), player personnel intern with the Chicago Bears (2023) and scouting assistant with the United States Football League (2023).

McCreight earned his undergraduate degree from Bucknell University in management and organizations in 2023.

MCCREIGHT'S FOOTBALL CAREER

2024	Pittsburgh Steelers	BLESTO Scout
2023	Reese's Senior Bowl	Scouting Assistant
	Chicago Bears	Player Personnel Intern
	USFL	Scouting Assistant



CASEY SCOUTING COORDINATOR
WEIDL

YEARS WITH STEELERS: 3
NFL EXPERIENCE: 13



Casey Weidl is in his 13th season in the NFL and third as Scouting Coordinator for the Steelers in 2024. He spent the previous six years with Philadelphia.

Weidl served as the Eagles' Director of Scouting Operations for three seasons (2019-21). He previously worked as Philadelphia's Pro Personnel Coordinator in 2018. He originally joined the front office as a college scouting coordinator in 2016 and served in that role for two seasons.

Prior to coming to Philadelphia, Weidl spent four seasons with Buffalo (2012-15). After entering the NFL as a video intern in 2012, Weidl earned a full-time position as a video assistant in 2013 and then transitioned to the personnel department in 2015, when he was named the Bills' Manager of Football Operations.

A native of Pittsburgh, Weidl earned his bachelor's degree from Indiana University. He and his wife, Beth, have a daughter, Bridget.

WEIDL'S FOOTBALL CAREER		
2022-2024	Pittsburgh Steelers	Scouting Coordinator
2019-2021	Philadelphia Eagles	Director of Scouting Operations
2018		Pro Personnel Coordinator
2016-2017		Scouting Coordinator
2015	Buffalo Bills	Manager of Football Operations
2013-2014		Video Assistant
2012		Video Intern



COLE DIRECTOR OF FOOTBALL ADMINISTRATION
MARCOUX

YEARS WITH STEELERS: 5
NFL EXPERIENCE: 11



Cole Marcoux is entering his 11th season in the NFL, fifth with the Steelers and third as Pittsburgh's Director of Football Administration. Marcoux assists primarily with the management of the salary cap, player contract negotiations, team logistics and scouting.

Prior to Pittsburgh, Marcoux spent four years in varying roles with the NFL's Management Council (NFLMC). He served as NFLMC's main contact for NFL Club executives regarding contract proposals, CBA interpretations and transactional scenarios. Marcoux managed the NFLMC's drafting of CBA language for labor negotiations with NFL Player's Association. He supported the NFLMC research team with data analysis of key issues for CBA negotiations.

Marcoux, who ultimately was promoted to Senior Manager of Labor Operations, analyzed NFL player contracts for compliance with the League CBA and Salary Cap. He produced an annual NFL Labor Seminar slide book and presented on CBA and system issues at the yearly Labor Seminar. Marcoux led bi-monthly staff meetings for the entire Labor Operations department to discuss recent CBA interpretations. He also assisted with reconciliation and analysis of Clubs' deferred and guaranteed contract funding requirements and non-football player agreements.

Since 2017, he also served as an NFL Game Monitor in the Art McNally Game Day Central for the NFL Officiating department and worked as an on-site NFL Game Operations Representative for NFL Football Operations Department.

In 2014, Marcoux was selected to participate in the NFL's two-year rotational program. He focused on club business development, media strategy and business development, club and labor finance/corporate development and market research and consumer insights.

Marcoux graduated Summa Cum Laude with degrees in both sociology and economics from Dartmouth College in 2014. He played quarterback and tight end for the Big Green. Marcoux was a two-time Academic All-Ivy League selection. He was named to the National Football Foundation (NFF) Hampshire Honor Society. Marcoux was named a Rufus Choate Scholar, which recognizes admittance to the highest honors group at Dartmouth College. He was also honored with the William S. Churchill Award, class of 1927, which is awarded to the outstanding first-year man who demonstrates qualities of fairness, respect for duty, and citizenship.

MARCOUX'S FOOTBALL CAREER		
2022-2024	Pittsburgh Steelers	Director of Football Administration
2020-2021		Football Administration Coordinator
2016-2020	National Football League	Senior Manager of Labor Operations - NFL Management Council
2014-2016		Junior Rotational Program



TOSIN FOOTBALL ANALYTICS COORDINATOR
KAZEEM

YEARS WITH STEELERS: 6
NFL EXPERIENCE: 10



Tosin Kazeem is in his sixth season with the Pittsburgh Steelers and first as Football Analytics Coordinator. He spent the previous five years with the organization as a football analyst.

Kazeem previously worked for the Tennessee Titans from 2017-2019 working as a Scouting Assistant from 2017-2018 and Scouting Coordinator from 2018-2019. He interned for the New York Jets as a Player Personnel/Football Administration Intern from 2015-2017.

Kazeem graduated from Union College with a Bachelor's of Science in Mechanical Engineering in 2014 and was a member of the football team for four seasons as a Wide Receiver and competed in Indoor/Outdoor track as a sprinter for three seasons, and captained the Indoor/Outdoor Teams during

his last two seasons.

After his senior year in 2014, Tosin won the William B. Jaffe Award for the Standout Male Athlete of the Year awarded for the character, excellence and motivation of the athlete.

KAZEEM'S FOOTBALL CAREER

2024	Pittsburgh Steelers	Football Analytics Coordinator
2020-2023		Football Analyst
2018-2019	Tennessee Titans	Scouting Coordinator
2017		Scouting Assistant
2015-2016	N.Y. Jets	Player Personnel/Football Administration Intern



DONOVAN FOOTBALL ANALYST
MOORE

YEARS WITH STEELERS: 2
NFL EXPERIENCE: 2



Donovan Moore is in his second season as football analyst for the Pittsburgh Steelers.

Moore previously worked for the San Antonio Spurs as a data analyst in 2023 and ticket pricing and inventory analyst in 2021-23. He interned for The 33rd Team in football analytics in 2022-23. Moore apprenticed with the National Basketball Association as a future analytics star in 2021.

Moore graduated from Florida State University with a Bachelor of Science degree in sport management and statistics in 2021.

MOORE'S FOOTBALL CAREER

2023-2024	Pittsburgh Steelers	Football Analyst
2023	San Antonio Spurs	Data Analyst
2022-2023	The 33rd Team	Football Analyst
2021-2022		Ticket Pricing and Inventory Analyst



GABE HEAD ATHLETIC TRAINER
AMPNSAH

YEARS WITH STEELERS: 2
NFL EXPERIENCE: 3



Gabe Amponsah is in his second season as the Steelers' head athletic trainer and his 18th year in athletic training.

Amponsah spent the last 14 years at the University of Kentucky (2009-22). He served as a senior athletic trainer before a promotion to head athletic trainer for football in 2015. Amponsah served in that role before another promotion to Director of Sports Medicine and head football athletic trainer in 2019.

Amponsah spent the 2008 season at Florida State, working with the Seminoles' football team as an assistant athletic trainer.

Prior to arriving at Florida State, Amponsah attended graduate school at the University of Kentucky. While completing a Master of Science in kinesiology and health promotion with an emphasis in athletic training, he also served as a graduate assistant athletic trainer at UK with the football team.

Amponsah completed his Bachelor of Science degree in athletic training at Duquesne University in 2006. He served as a student intern with the Steelers for the 2005-06 season.

Amponsah is a certified member of the National Athletic Trainer's Association. He is also a Certified Performance Enhancement Specialist.

A native of Columbia, Maryland, Amponsah is married to Amanda Trout, and the couple has three daughters.

AMPNSAH'S FOOTBALL CAREER

2023-2024	Pittsburgh Steelers	Head Athletic Trainer
2019-2022	University of Kentucky	Director of Sports Medicine/Head Football Athletic Trainer
2015-2019		Head Football Athletic Trainer
2009-2015		Senior Athletic Trainer
2008	Florida State University	Assistant Athletic Trainer, Football
2007	University of Kentucky	Graduate Assistant Athletic Trainer, Football



ADAM EQUIPMENT MANAGER
REGAN

YEARS WITH STEELERS: 11
NFL EXPERIENCE: 11



Adam Regan is in his sixth year as the team’s equipment manager and his 11th overall season with the team. He assists in field preparation for practices and games, setting up the locker rooms, and with any uniform and equipment needs for players.

Regan started as a ballboy in 2003. Since that time he has assisted the Steelers’ equipment staff in a variety of ways, including serving as an equipment intern.

A native of Pittsburgh, Regan attended Duquesne University, graduating with a degree in professional communications and organizational leadership in 2008. Regan also attended local Central Catholic High School.

Adam is married to Ashley. The couple has two sons, Major and Beckham.



DARREL DIRECTOR OF PLAYER DEVELOPMENT
YOUNG

YEARS WITH STEELERS: 4
NFL EXPERIENCE: 16



Darrel Young is in his fourth season as the Director of Player Development for the Pittsburgh Steelers.

Young works with players to adjust to life during and after their NFL careers. He focuses on developing rookies as they navigate through the Steelers University life skills program, which promotes best practices for success on and off the field. He also provides career support for those seeking to advance their interests off the field and transition to life after football.

Prior to joining the Steelers, Young served as the Manager of Player Engagement and Relations for the National Football League (2018-21), where he worked with multiple departments to drive league activations supporting the development of players throughout the year.

A former fullback, Young enjoyed a nine-year NFL career, playing for the Carolina Panthers, the Chicago Bears and the Washington Football Team. He originally signed by Washington in 2009 as an undrafted rookie free agent linebacker out of Villanova. He moved to fullback in 2010, and in 2014, was awarded the team’s Walter Payton Man of the Year award for his excellence in community service.

Young, who was born and raised in Amityville, N.Y., graduated with a bachelor’s degree in communications from Villanova and later obtained a master’s degree in sports management from Georgetown.


YOUNG’S FOOTBALL CAREER

2022-2024	Pittsburgh Steelers	Director of Player Development
2018-2021	National Football League	Manager of Player Engagement and Relations

HERE WE GO



PLAYERS



MONTRAVIUS ^{OT} ADAMS SR.

HEIGHT: 6-4
WEIGHT: 304
COLLEGE: Auburn
BORN: July 24, 1995

HOW ACQUIRED: FA '21
NFL EXPERIENCE: 8th year
BIRTHPLACE: Vienna, GA

57



PRO CAREER

- ✦ Has played in 85 career games (25 starts)
- ✦ Has registered 109 tackles (52 solo), 1.5 sacks, two forced fumbles, one fumble recovery, six quarterback hits, eight tackles for loss and seven passes defended in his seven-year career (Packers 2017-21; Patriots/Saints/Steelers 2021; Steelers 2022-23)
- ✦ Made NFL debut in Week 3 of 2017 (vs. Cincinnati)
- ✦ Made NFL starting debut in Week 16 of 2018 (at New York Jets)

2023 (STEELERS)

- ✦ Played in 13 regular-season games (eight starts)
- ✦ Registered 24 tackles (11 solo), two tackles for loss, one forced fumble and one pass defended

2022 (STEELERS)

- ✦ Started a career-high nine games out of 17 games played
- ✦ Set career highs in total tackles (26) and solo tackles (12)
- ✦ Added on one tackle for loss and one pass defended

2021 (PATRIOTS/SAINTS/STEELERS)

- ✦ Spent time with the Patriots and the Saints before landing in Pittsburgh
- ✦ Played in five games (one start) for the Saints and registered seven tackles (one solo), one tackle for loss and one pass defended
- ✦ Started in four of five games played with the Steelers where he amassed eight tackles (six solo), three quarterback hits, one pass defended and one tackle for loss

2020 (PACKERS)

- ✦ Saw action in eight games
- ✦ Recorded 11 tackles (six solo) and two tackles for loss
- ✦ Spent the last six weeks of the season as well as the postseason on injured reserve

2019 (PACKERS)

- ✦ Started in two of 14 games played
- ✦ Registered 11 tackles (four solo), three passes defended and two quarterback hits
- ✦ Recovered a fumble in Week 10 at Carolina

2018 (PACKERS)

- ✦ Played in all 16 games with one start
- ✦ Finished the season with a then career-high 20 tackles (11 solo) and added 1.5 sacks
- ✦ Took down QB Brock Osweiler for the first sack of his career in Week 10 vs. Miami
- ✦ Forced a fumble for the first time in his career in Week 15 at Chicago
- ✦ Made NFL starting debut in Week 16 (at N.Y. Jets)
- ✦ Registered a career-high seven tackles in Week 17 vs. Detroit

2017 (PACKERS)

- ✦ Saw action in seven games as a rookie, registering two tackles and one quarterback hit
- ✦ Made NFL debut in Week 3 (vs. Cincinnati)

TRANSACTIONS

- ✦ Signed a two-year contract extension with Pittsburgh on March 15, 2024
- ✦ Signed a two-year contract extension with the Steelers on March 15, 2022
- ✦ Signed to the active roster by Pittsburgh on Nov. 30, 2021
- ✦ Signed to the practice squad by New Orleans on Nov. 19, 2021
- ✦ Waived by the Saints on Nov. 16, 2021
- ✦ Signed by the Saints on Sept. 13, 2021
- ✦ Released by New Orleans on Sept. 11, 2021
- ✦ Signed a one-year contract with the Saints on Sept. 5, 2021
- ✦ Released by the Patriots on Aug. 31, 2021
- ✦ Signed a one-year contract with New England on March 18, 2021
- ✦ Signed a four-year contract with Green Bay on July 6, 2017
- ✦ Drafted by the Green Bay Packers in the third round (93rd overall) of the 2017 NFL Draft

PERSONAL

- ✦ Attended Dooly County High School in Vienna, Ga., where he was named All-State twice and selected as a participant in the 2013 Under Armour All-America Game
- ✦ 247Sports All-American
- ✦ ESPN Top 150
- ✦ Rated the No. 2 defensive lineman and No. 14 overall player by PrepStar
- ✦ Rated a five-star recruit and the third-best defensive lineman in his class by Rivals.com
- ✦ Full name: Montravius Adams, Sr.

COLLEGE

- ✦ Played in 52 games at Auburn University from 2013-16, amassing 151 tackles (79 solo), 21 tackles for loss, 11.0 sacks, two interceptions, five passes defended, three forced fumbles, and three fumble recoveries.
- ✦ All-American Second Team in 2016
- ✦ All-SEC First Team (AP) in 2016
- ✦ Rotary Lombardi Award semifinalist (2016)
- ✦ SEC Academic Honor Roll (2016)
- ✦ Named a team captain his senior year

MONTRAVIUS ADAMS SR.'S NFL REGULAR SEASON DEFENSIVE STATISTICS

DATE	TEAM	GP	GS	TACKLES							INTERCEPTIONS				O. FUMB			ST			MISC						
				TK	S	A	TFL	YDS	SK	YDS	QBH	NO	YDS	LG	TD	PD	FF	FR	TD	YDS	TK	S	A	FF	FR	S	A
2017	Packers	7	0	2	1	1	0	0	0.0	0.0	1	0	0	0	0	0	0	0	0	0	0	0	0	0	0	0	
2018	Packers	16	1	20	11	9	1	2	1.5	3.5	2	0	0	0	0	1	0	0	0	0	0	0	0	0	0		
2019	Packers	14	2	11	4	7	0	0	0.0	0.0	0	0	0	0	3	1	0	0	0	0	0	0	0	0	0		
2020	Packers	8	0	11	6	5	2	1	0.0	0.0	0	0	0	0	0	0	0	0	0	0	0	0	0	0	0		
2021	Patriots	0	0	0	0	0	0	0	0.0	0.0	0	0	0	0	0	0	0	0	0	0	0	0	0	0	0		
2021	Saints	5	1	7	1	6	1	2	0.0	0.0	0	0	0	0	1	0	0	0	0	0	0	0	0	0	0		
Went from New England to New Orleans.																											
2021	Steelers	5	3	8	6	2	1	3	0.0	0.0	3	0	0	0	1	0	0	0	0	0	0	0	0	0	0	0	
Went from New Orleans to Pittsburgh.																											
2021	TOTAL	10	4	15	7	8	2	5	0.0	0.0	3	0	0	0	2	0	0	0	0	0	0	0	0	0	0	0	
2022	Steelers	17	9	26	12	14	1	2	0.0	0.0	0	0	0	0	1	0	0	0	0	0	0	0	0	0	0	0	
2023	Steelers	13	8	24	11	13	2	4	0.0	0.0	0	0	0	0	1	1	0	0	0	0	0	0	0	0	0	0	
NFL TOTALS		85	24	109	52	57	8	14	1.5	3.5	6	0	0	0	7	2	1	0	0	0	0	0	0	0	0	0	

MONTRAVIUS ADAMS SR.'S NFL POSTSEASON DEFENSIVE STATISTICS

DATE	TEAM	GP	GS	TACKLES							INTERCEPTIONS				O. FUMB			ST			MISC					
				TK	S	A	TFL	YDS	SK	YDS	QBH	NO	YDS	LG	TD	PD	FF	FR	TD	YDS	TK	S	A	FF	FR	S
2019	Packers	2	0	0	0	0	0	0	0.0	0.0	0	0	0	0	0	0	0	0	0	0	0	0	0	0	0	0
2020	Packers	0	0	0	0	0	0	0	0.0	0.0	0	0	0	0	0	0	0	0	0	0	0	0	0	0	0	0
2021	Steelers	1	0	2	2	0	1	10	1.0	10.0	1	0	0	0	0	0	0	0	0	0	0	0	0	0	0	0
2023	Steelers	1	0	1	0	1	0	0	0.0	0.0	0	0	0	0	0	0	0	0	0	0	0	0	0	0	0	0
NFL TOTALS		4	0	3	2	1	1	10	1.0	10.0	2	0	0	0	0	0	0	0	0	0	0	0	0	0	0	0

SINGLE-GAME HIGHS: DEFENSIVE

Total Tackles	7 vs. Detroit Lions, Dec 30, 2018	Forced Fumbles	1 vs. Cleveland Browns, Sep 18, 2023
	5 at Los Angeles Chargers, Nov 03, 2019		1 at Chicago Bears, Dec 16, 2018
Solo Tackles	5 at Los Angeles Chargers, Nov 03, 2019	Fumble Recoveries	1 vs. Carolina Panthers, Nov 10, 2019
	4 vs. Detroit Lions, Dec 30, 2018	Tackles For Loss	2 at New York Jets, Dec 23, 2018
Sacks	1.0 vs. Miami Dolphins, Nov 11, 2018		2 at Chicago Bears, Dec 16, 2018
	0.5 at Chicago Bears, Dec 16, 2018		
Passes Defended	1 vs. Baltimore Ravens, Dec 05, 2021		
	1 at Washington Football Team, Oct 10, 2021		
	...3 more at 1.		

SINGLE-GAME HIGHS - POSTSEASON: DEFENSIVE

Total Tackles	2 at Kansas City Chiefs, Jan 16, 2022	Sacks	1.0 at Kansas City Chiefs, Jan 16, 2022
	1 at Buffalo Bills, Jan 15, 2024	Tackles For Loss	1 at Kansas City Chiefs, Jan 16, 2022
Solo Tackles	2 at Kansas City Chiefs, Jan 16, 2022		

2023 GAME-BY-GAME REGULAR-SEASON STATISTICS (STEELERS)

DATE	OPPONENT	P/S	TACKLES							INTERCEPTIONS				O. FUMB			ST				MISC		W/L	SCORE					
			TK	S	A	SK	YDS	TFL	YDS	QBH	NO	YDS	LG	TD	PD	FF	FR	TD	YDS	TK	S	A			FF	FR	S	A	
09/10	49ers	S	2	0	2	0.0	0.0	0	0	0	0	0	0	0	0	0	0	0	0	0	0	0	0	0	0	L	7-30		
09/18	Browns	S	3	1	2	0.0	0.0	0	0	0	0	0	0	0	1	0	0	0	0	0	0	0	0	0	0	W	26-22		
09/24	at Raiders	S	2	1	1	0.0	0.0	0	0	0	0	0	0	0	0	0	0	0	0	0	0	0	0	0	0	W	23-18		
10/01	at Texans	S	4	2	2	0.0	0.0	0	0	0	0	0	0	0	0	0	0	0	0	0	0	0	0	0	0	L	6-30		
10/08	Ravens	S	2	0	2	0.0	0.0	0	0	0	0	0	0	0	0	0	0	0	0	0	0	0	0	0	0	W	17-10		
10/22	at Rams	S	4	3	1	0.0	0.0	1	1	0	0	0	0	0	0	0	0	0	0	0	0	0	0	0	0	W	24-17		
10/29	Jaguars	S	4	3	1	0.0	0.0	1	3	0	0	0	0	0	0	0	0	0	0	0	0	0	0	0	0	L	10-20		
11/02	Titans	S	0	0	0	0.0	0.0	0	0	0	0	0	0	0	0	0	0	0	0	0	0	0	0	0	0	W	20-16		
11/12	Packers									ON INACTIVE LIST																		W	23-19
11/19	at Browns									ON INACTIVE LIST																		L	10-13
11/26	at Bengals									ON INACTIVE LIST																		W	16-10
12/03	Cardinals									ON INACTIVE LIST																		L	10-24
12/07	Patriots	P	2	1	1	0.0	0.0	0	0	0	0	0	0	0	0	0	0	0	0	0	0	0	0	0	0	L	18-21		
12/16	at Colts	P	1	0	1	0.0	0.0	0	0	0	0	0	0	0	0	0	0	0	0	0	0	0	0	0	0	L	13-30		
12/23	Bengals	P	0	0	0	0.0	0.0	0	0	0	0	0	0	0	0	0	0	0	0	0	0	0	0	0	0	W	34-11		
12/31	at Seahawks	P	0	0	0	0.0	0.0	0	0	0	0	0	0	0	0	0	0	0	0	0	0	0	0	0	0	W	30-23		
01/06	at Ravens	P	0	0	0	0.0	0.0	0	0	0	0	0	0	1	0	0	0	0	0	0	0	0	0	0	0	W	17-10		
2023 TOTALS		13-8	24	11	13	0.0	0.0	2	4	0	0	0	0	0	1	0	0	0	0	0	0	0	0	0	0	10-7			

2022 GAME-BY-GAME REGULAR-SEASON STATISTICS (STEELERS)

DATE	OPPONENT	P/S	TACKLES							INTERCEPTIONS				O. FUMB			ST				MISC		W/L	SCORE			
			TK	S	A	SK	YDS	TFL	YDS	QBH	NO	YDS	LG	TD	PD	FF	FR	TD	YDS	TK	S	A			FF	FR	S
09/11	at Bengals	P	1	1	0	0.0	0.0	0	0	0	0	0	0	0	0	0	0	0	0	0	0	0	0	0	0	W	23-20+
09/18	Patriots	P	1	0	1	0.0	0.0	0	0	0	0	0	0	0	0	0	0	0	0	0	0	0	0	0	0	L	14-17
09/22	at Browns	P	0	0	0	0.0	0.0	0	0	0	0	0	0	1	0	0	0	0	0	0	0	0	0	0	0	L	17-29
10/02	Jets	S	2	2	0	0.0	0.0	0	0	0	0	0	0	0	0	0	0	0	0	0	0	0	0	0	0	L	20-24
10/09	at Bills	P	0	0	0	0.0	0.0	0	0	0	0	0	0	0	0	0	0	0	0	0	0	0	0	0	0	L	3-38
10/16	Buccaneers	P	1	0	1	0.0	0.0	0	0	0	0	0	0	0	0	0	0	0	0	0	0	0	0	0	0	W	20-18
10/23	at Dolphins	P	2	1	1	0.0	0.0	0	0	0	0	0	0	0	0	0	0	0	0	0	0	0	0	0	0	L	10-16
10/30	at Eagles	P	0	0	0	0.0	0.0	0	0	0	0	0	0	0	0	0	0	0	0	0	0	0	0	0	0	L	13-35
11/13	Saints	S	2	1	1	0.0	0.0	0	0	0	0	0	0	0	0	0	0	0	0	0	0	0	0	0	0	W	20-10
11/20	Bengals	P	2	1	1	0.0	0.0	1	2	0	0	0	0	0	0	0	0	0	0	0	0	0	0	0	0	L	30-37
11/28	at Colts	S	3	1	2	0.0	0.0	0	0	0	0	0	0	0	0	0	0	0	0	0	0	0	0	0	0	W	24-17
12/04	at Falcons	S	3	0	3	0.0	0.0	0	0	0	0	0	0	0	0	0	0	0	0	0	0	0	0	0	0	W	19-16
12/11	Ravens	S	3	2	1	0.0	0.0	0	0	0	0	0	0	0	0	0	0	0	0	0	0	0	0	0	0	L	14-16
12/18	at Panthers	S	0	0	0	0.0	0.0	0	0	0	0	0	0	0	0	0	0	0	0	0	0	0	0	0	0	W	24-16
12/24	Raiders	S	3	2	1	0.0	0.0	0	0	0	0	0	0	0	0	0	0	0	0	0	0	0	0	0	0	W	13-10
01/01	at Ravens	S	1	0	1	0.0	0.0	0	0	0	0	0	0	0	0	0	0	0	0	0	0	0	0	0	0	W	16-13
01/08	Browns	S	2	1	1	0.0	0.0	0	0	0	0	0	0	0	0	0	0	0	0	0	0	0	0	0	0	W	28-14
2022 TOTALS		17-9	26	12	14	0.0	0.0	1	2	0	0	0	0	0	1	0	0	0	0	0	0	0	0	0	0	9-8	

+ - Overtime

2021 GAME-BY-GAME REGULAR-SEASON STATISTICS (PATRIOTS/SAINTS/STEELERS)

DATE	OPPONENT	P/S	TACKLES							INTERCEPTIONS				O. FUMB			ST				MISC		W/L	SCORE					
			TK	S	A	SK	YDS	TFL	YDS	QBH	NO	YDS	LG	TD	PD	FF	FR	TD	YDS	TK	S	A			FF	FR	S	A	
09/12	Dolphins									DID NOT PLAY																		L	16-17
09/19	at Panthers									Went from Patriots to Saints.																		L	7-26
09/26	at Patriots	P	1	0	1	0.0	0.0	0	0	0	0	0	0	0	0	0	0	0	0	0	0	0	0	0	0	W	28-13		
10/03	Giants									ON INACTIVE LIST																		L	21-27+
10/10	at Football Team	P	3	1	2	0.0	0.0	1	2	0	0	0	0	1	0	0	0	0	0	0	0	0	0	0	0	W	33-22		
10/25	at Seahawks	S	2	0	2	0.0	0.0	0	0	0	0	0	0	0	0	0	0	0	0	0	0	0	0	0	0	W	13-10		
10/31	Buccaneers	P	1	0	1	0.0	0.0	0	0	0	0	0	0	0	0	0	0	0	0	0	0	0	0	0	0	W	36-27		
11/07	Falcons									ON INACTIVE LIST																		L	25-27
11/14	at Titans	P	0	0	0	0.0	0.0	0	0	0	0	0	0	0	0	0	0	0	0	0	0	0	0	0	0	L	21-23		
11/21	at Eagles									PRACTICE SQUAD																		L	29-40
11/25	Bills									PRACTICE SQUAD																		L	6-31
12/05	Ravens	S	2	1	1	0.0	0.0	0	0	0	0	0	1	0	0	0	0	0	0	0	0	0	0	0	0	W	20-19		
12/09	at Vikings	P	2	1	1	0.0	0.0	1	3	2	0	0	0	0	0	0	0	0	0	0	0	0	0	0	0	L	28-36		
12/19	Titans									RESERVE/COVID-19																		W	19-13
12/26	at Chiefs	P	2	2	0	0.0	0.0	0	0	1	0	0	0	0	0	0	0	0	0	0	0	0	0	0	0	L	10-36		
01/03	Browns	S	0	0	0	0.0	0.0	0	0	0	0	0	0	0	0	0	0	0	0	0	0	0	0	0	0	W	26-14		
01/09	at Ravens	S	2	2	0	0.0	0.0	0	0	0	0	0	0	0	0	0	0	0	0	0	0	0	0	0	0	W	16-13+		
2021 TOTALS		10-4	15	7	8	0.0	0.0	2	5	3	0	0	0	0	2	0	0	0	0	0	0	0	0	0	0	8-9			

+ - Overtime

2020 GAME-BY-GAME REGULAR-SEASON STATISTICS (PACKERS)

DATE	OPPONENT	P/S	TACKLES							INTERCEPTIONS				O. FUMB			ST			MISC		W/L	SCORE					
			TK	S	A	SK	YDS	TFL	YDS	QBH	NO	YDS	LG	TD	PD	FF	FR	TD	YDS	TK	S			A	FF	FR	S	A
09/13	at Vikings																									W	43-34	
09/20	Lions	P	1	0	1	0.0	0.0	0	0	0					0	0	0	0	0	0	0	0	0	0	0	0	W	42-21
09/27	at Saints	P	1	0	1	0.0	0.0	0	0	0					0	0	0	0	0	0	0	0	0	0	0	0	W	37-30
10/05	Falcons	P	1	0	1	0.0	0.0	0	0	0					0	0	0	0	0	0	0	0	0	0	0	0	W	30-16
10/18	at Buccaneers	P	4	3	1	0.0	0.0	1	0	0					0	0	0	0	0	0	0	0	0	0	0	0	L	10-38
10/25	at Texans	P	1	0	1	0.0	0.0	0	0	0					0	0	0	0	0	0	0	0	0	0	0	0	W	35-20
11/01	Vikings	P	0	0	0	0.0	0.0	0	0	0					0	0	0	0	0	0	0	0	0	0	0	0	L	22-28
11/05	at 49ers	P	2	2	0	0.0	0.0	1	1	0					0	0	0	0	0	0	0	0	0	0	0	0	W	34-17
11/15	Jaguars	P	1	1	0	0.0	0.0	0	0	0					0	0	0	0	0	0	0	0	0	0	0	0	W	24-20
11/22	at Colts																									L	31-34+	
11/29	Bears																									W	41-25	
12/06	Eagles																									W	30-16	
12/13	at Lions																									W	31-24	
12/19	Panthers																									W	24-16	
12/27	Titans																									W	40-14	
01/03	at Bears																									W	35-16	
2020 TOTALS		8-0	11	6	5	0.0	0.0	2	1	0					0	0	0	0	0	0	0	0	0	0	0	0	13-3	

+ - Overtime

2019 GAME-BY-GAME REGULAR-SEASON STATISTICS (PACKERS)

DATE	OPPONENT	P/S	TACKLES							INTERCEPTIONS				O. FUMB			ST			MISC		W/L	SCORE					
			TK	S	A	SK	YDS	TFL	YDS	QBH	NO	YDS	LG	TD	PD	FF	FR	TD	YDS	TK	S			A	FF	FR	S	A
09/05	at Bears	S	1	1	0	0.0	0.0	0	0	0					0	0	0	0	0	0	0	0	0	0	0	0	W	10-3
09/15	Vikings	S	1	0	1	0.0	0.0	0	0	0					0	0	0	0	0	0	0	0	0	0	0	0	W	21-16
09/22	Broncos																									W	27-16	
09/26	Eagles																									L	27-34	
10/06	at Cowboys	P	0	0	0	0.0	0.0	0	0	0					0	0	0	0	0	0	0	0	0	0	0	0	W	34-24
10/14	Lions	P	0	0	0	0.0	0.0	0	0	0					0	0	0	0	1	0	0	0	0	0	0	0	W	23-22
10/20	Raiders	P	2	1	1	0.0	0.0	0	0	0					0	0	0	0	0	0	0	0	0	0	0	0	W	42-24
10/27	at Chiefs	P	0	0	0	0.0	0.0	0	0	0					0	0	0	0	1	0	0	0	0	0	0	0	W	31-24
11/03	at Chargers	P	3	1	2	0.0	0.0	0	0	0					0	0	0	0	0	0	0	0	0	0	0	0	L	11-26
11/10	Panthers	P	2	1	1	0.0	0.0	0	0	0					0	0	0	0	1	0	1	0	0	0	0	0	W	24-16
11/24	at 49ers	P	1	0	1	0.0	0.0	0	0	0					0	0	0	0	0	0	0	0	0	0	0	0	L	8-37
12/01	at Giants	P	1	0	1	0.0	0.0	0	0	0					0	0	0	0	0	0	0	0	0	0	0	0	W	31-13
12/08	Redskins	P	0	0	0	0.0	0.0	0	0	0					0	0	0	0	0	0	0	0	0	0	0	0	W	20-15
12/15	Bears	P	0	0	0	0.0	0.0	0	0	0					0	0	0	0	0	0	0	0	0	0	0	0	W	21-13
12/23	at Vikings	P	0	0	0	0.0	0.0	0	0	0					0	0	0	0	0	0	0	0	0	0	0	0	W	23-10
12/29	at Lions	P	0	0	0	0.0	0.0	0	0	0					0	0	0	0	0	0	0	0	0	0	0	0	W	23-20
2019 TOTALS		14-2	11	4	7	0.0	0.0	0	0	0					0	0	0	0	3	0	1	0	0	0	0	0	13-3	

2018 GAME-BY-GAME REGULAR-SEASON STATISTICS (PACKERS)

DATE	OPPONENT	P/S	TACKLES							INTERCEPTIONS				O. FUMB			ST			MISC		W/L	SCORE					
			TK	S	A	SK	YDS	TFL	YDS	QBH	NO	YDS	LG	TD	PD	FF	FR	TD	YDS	TK	S			A	FF	FR	S	A
09/09	Bears	P	1	1	0	0.0	0.0	0	0	0					0	0	0	0	0	0	0	0	0	0	0	0	W	24-23
09/16	Vikings	P	0	0	0	0.0	0.0	0	0	0					0	0	0	0	0	0	0	0	0	0	0	0	T	29-29
09/23	at Redskins	P	0	0	0	0.0	0.0	0	0	0					0	0	0	0	0	0	0	0	0	0	0	0	L	17-31
09/30	Bills	P	0	0	0	0.0	0.0	0	0	0					0	0	0	0	0	0	0	0	0	0	0	0	W	22-0
10/07	at Lions	P	0	0	0	0.0	0.0	0	0	0					0	0	0	0	0	0	0	0	0	0	0	0	L	23-31
10/15	49ers	P	0	0	0	0.0	0.0	0	0	0					0	0	0	0	0	0	0	0	0	0	0	0	W	33-30
10/28	at Rams	P	1	0	1	0.0	0.0	0	0	0					0	0	0	0	0	0	0	0	0	0	0	0	L	27-29
11/04	at Patriots	P	0	0	0	0.0	0.0	0	0	0					0	0	0	0	0	0	0	0	0	0	0	0	L	17-31
11/11	Dolphins	P	1	1	0	1.0	2.0	1	2	1					0	0	0	0	0	0	0	0	0	0	0	0	W	31-12
11/15	at Seahawks	P	0	0	0	0.0	0.0	0	0	0					0	0	0	0	0	0	0	0	0	0	0	0	L	24-27
11/25	at Vikings	P	3	2	1	0.0	0.0	0	0	0					0	0	0	0	0	0	0	0	0	0	0	0	L	17-24
12/02	Cardinals	P	1	1	0	0.0	0.0	0	0	0					0	0	0	0	0	0	0	0	0	0	0	0	L	17-20
12/09	Falcons	P	1	1	0	0.0	0.0	0	0	0					0	0	0	0	0	0	0	0	0	0	0	0	W	34-20
12/16	at Bears	P	3	2	1	0.5	1.5	0	0	1					0	0	0	0	1	0	0	0	0	0	0	0	L	17-24
12/23	at Jets	S	2	0	2	0.0	0.0	0	0	0					0	0	0	0	0	0	0	0	0	0	0	0	W	44-38+
12/30	Lions	P	7	3	4	0.0	0.0	0	0	0					0	0	0	0	0	0	0	0	0	0	0	0	L	0-31
2018 TOTALS		16-1	20	11	9	1.5	3.5	1	2	2					0	0	0	0	0	1	0	0	0	0	0	0	6-9-1	

+ - Overtime

2017 GAME-BY-GAME REGULAR-SEASON STATISTICS (PACKERS)

DATE	OPPONENT	P/S	TACKLES							INTERCEPTIONS				O. FUMB			ST			MISC		W/L	SCORE					
			TK	S	A	SK	YDS	TFL	YDS	QBH	NO	YDS	LG	TD	PD	FF	FR	TD	YDS	TK	S			A	FF	FR	S	A
09/10	Seahawks																									W	17-9	
09/17	at Falcons																									L	23-34	
09/24	Bengals	P	0	0	0	0.0	0.0	0	0	0					0	0	0	0	0	0	0	0	0	0	0	0	W	27-24+
09/28	Bears																									W	35-14	
10/08	at Cowboys																									W	35-31	
10/15	at Vikings																									L	10-23	
10/22	Saints																									L	17-26	
11/06	Lions	P	0	0	0	0.0	0.0	0	0	0					0	0	0	0	0	0	0	0	0	0	0	0	L	17-30
11/12	at Bears	P	0	0	0	0.0	0.0	0	0	1					0	0	0	0	0	0	0	0	0	0	0	0	W	23-16
11/19	Ravens							</																				

2023 GAME-BY-GAME POSTSEASON STATISTICS (STEELERS)

DATE	OPPONENT	P/S	TACKLES							INTERCEPTIONS					O. FUMB			ST				MISC		SCORE					
			TK	S	A	SK	YDS	TFL	YDS	QBH	NO	YDS	LG	TD	PD	FF	FR	TD	YDS	TK	S	A	FF		FR	S	A	W/L	
01/15	at Bills	P	1	0	1	0.0	0.0	0	0	0	0	0	0	0	0	0	0	0	0	0	0	0	0	0	0	0	0	L	17-31
2023 TOTALS		1-0	1	0	1	0.0	0.0	0	0	0	0	0	0	0	0	0	0	0	0	0	0	0	0	0	0	0	0	0-1	



KYLE ^{QB} ALLEN

HEIGHT: 6-3
WEIGHT: 210
COLLEGE: Houston
BORN: March 8, 1996

HOW ACQUIRED: FA '24
NFL EXPERIENCE: 7th year
BIRTHPLACE: Scottsdale, AZ



PRO CAREER

- ✦ Played in 30 games (19 starts) in his six-year NFL career (Carolina 2018-19; Washington 2020-21; Houston 2022; Buffalo 2023)
- ✦ Completed 441-of-704 passes (62.6%) for 4,734 yards and 26 TDs
- ✦ Owns a career passer rating of 82.2
- ✦ Made NFL debut in Week 16 of 2018 (vs. Atlanta)
- ✦ Made NFL starting debut in Week 17 of 2018 (at New Orleans)

2023 (BILLS)

- ✦ Played in seven games (no starts)
- ✦ Did not attempt a pass

2022 (TEXANS)

- ✦ Played in two games (two starts)
- ✦ Completed 46-of-78 passes (59.0%) and threw for 416 passing yards and two TDs
- ✦ Served as the backup quarterback to QB Davis Mills from Weeks 3-11
- ✦ Named the starting quarterback for the Week 12 matchup at Miami (11/27), passing for 215 yards and one TD
- ✦ Started in Week 13 vs. Cleveland and threw for 201 yards and one TD (20-of-39)

2021 (COMMANDERS)

- ✦ Played in two games (no starts)
- ✦ Added depth to the quarterback position and made two appearances late in the season, completing 12-of-19 passes (63.2 percent) for 120 yards, one TD and a passer rating of 98.6
- ✦ Made his first appearance of the season in Week 14 vs. Dallas and completed four-of-nine passes for 53 yards
- ✦ Played in Week 16 at Dallas and completed 8-of-10 passes for 67 yards and one TD

2020 (COMMANDERS)

- ✦ Played in four games (four starts)
- ✦ Completed 60-of-87 passes (69.0 percent) for 610 yards, four TDs, one interception and a passer rating of 99.3
- ✦ Posted his best completion percentage of the season in Week 6 at N.Y. Giants, completing 31-of-42 passes for 280 yards, two TDs and a passer rating of 97.3
- ✦ Recorded a season-best passer rating of 111.1 in Week 7 vs. Dallas, completing 15-of-25 passes (60.0 percent) for 194 yards and two TDs

2019 (PANTHERS)

- ✦ Played in 13 games (12 starts)
- ✦ Completed 303-of-489 passes (62.0 percent) for 3,322 yards, 17 TDs and a passer rating of 80.0
- ✦ Notched a career-high passer rating of 144.4 in his first start of the season in Week 3 at Arizona, completing 19-of-26 passes (73.1 percent) for 261 yards and a career-high four TDs
- ✦ Connected on 20-of-32 passes for 227 yards with two TDs for a 104.6 passer rating in a win in Week 6 at Tampa Bay
- ✦ Completed 28-of-43 passes (65.1 percent) for 307 yards, one TD and a passer rating of 84.2 in Week 10 at Green Bay
- ✦ Passed for a career-high 325 yards and completed 31-of-50 passes (62.0 percent) in Week 11 vs. Atlanta

2018 (PANTHERS)

- ✦ Played in two games (one start)
- ✦ Made his NFL debut in Week 16 vs. Atlanta, completing four-of-four passes for 38 yards
- ✦ Made his first career start in a win in Week 17 at New Orleans, becoming the seventh rookie quarterback with a start in Panthers history as he threw for 228 yards and two TDs for a 111.3 rating

TRANSACTIONS

- ✦ Signed with Pittsburgh on Apr. 1, 2024
- ✦ Signed with Houston on March 23, 2022
- ✦ Signed an extension with the Commanders on March 18, 2021
- ✦ Traded to Washington on March 23, 2020
- ✦ Signed an contract extension with Carolina on March 10, 2020
- ✦ Elevated to the Panthers active roster on Dec. 20, 2018
- ✦ Signed to the Carolina practice squad on Oct. 30, 2018
- ✦ Released from the Panthers practice squad on Sept. 10, 2018
- ✦ Signed to the Carolina practice squad on Sept. 2, 2018
- ✦ Released by the Panthers on Sept. 1, 2018
- ✦ Signed with Carolina as an undrafted free agent on Apr. 30, 2018

PERSONAL

- ✦ Attended Desert Mountain H.S. in Scottsdale, Arizona, where he was rated as the nation's top quarterback in 2014 by ESPN, Rivals, Scout and 247Sports after throwing for more than 8,000 yards and 86 TDs over his high school career
- ✦ Named a 2014 US Army All-American
- ✦ Completed 186-of-272 passes (68.3 percent) for 2,535 yards and 29 TDs as a senior

COLLEGE

- ✦ Played one season at the University of Houston (2017) after spending his first two seasons (2014-15) at Texas A&M University
- ✦ Played in five games (three starts) for Houston in 2017, throwing for 751 yards with four TDs in his only season with the Cougars
- ✦ Broke the Houston single-game completion percent age record at 93.9 on 31-33 passing in a win over Rice (9/16/17)
- ✦ Sat out the 2016 season due to NCAA transfer rules
- ✦ Led the Aggies in passing and total offense as a sophomore (2015), completing 160-of-283 passes for 2,210 yards and 17 TDs against seven interceptions, becoming the eighth quarterback in Texas A&M history to pass for 2,000 yards and 15 TDs in a season

KYLE ALLEN'S NFL REGULAR SEASON PASSING STATISTICS

DATE	TEAM	GP	GS	ATT.	CMP.	PCT.	YDS	AVG.	TD	INT.	LG	SK	LST	RATE
2018	Panthers	2	1	31	20	64.5	266	8.6	2	0	53t	0	0	113.1
2019	Panthers	13	12	489	303	62.0	3,322	6.8	17	16	52t	46	397	80.0
2020	Football Team	4	4	87	60	69.0	610	7.0	4	1	52t	7	44	99.3
2021	Football Team	2	0	19	12	63.2	120	6.3	1	0	19	2	5	98.6
2022	Texans	2	2	78	46	59.0	416	5.3	2	4	39	5	41	60.6
2023	Bills	7	0	0	0	0.0	0	0.0	0	0	0	0	0	0.0
TOTALS		30	19	704	441	62.6	4,734	6.7	26	21	53T	60	487	82.2

KYLE ALLEN'S NFL POSTSEASON PASSING STATISTICS

DATE	TEAM	GP	GS	ATT.	CMP.	PCT.	YDS	AVG.	TD	INT.	LG	SK	LST	RATE
2020	Football Team	0	0	0	0	0.0	0	0.0	0	0	0	0	0	0.0
2023	Bills	0	0	0	0	0.0	0	0.0	0	0	0	0	0	0.0
TOTALS		0	0	0	0	0.0	0	0.0	0	0	0	0	0	0.0

KYLE ALLEN'S NFL REGULAR SEASON RUSHING STATISTICS

DATE	TEAM	NO.	YDS.	AVG.	LG	TD
2018	Panthers	5	19	3.8	10	1
2019	Panthers	32	106	3.3	17t	2
2020	Football Team	7	26	3.7	13	1
2021	Football Team	2	11	5.5	11	0
2022	Texans	6	13	2.2	5	0
2023	Bills	13	-13	-1.0	0	0
TOTALS		65	162	2.5	17T	4

KYLE ALLEN'S NFL POSTSEASON RUSHING STATISTICS

DATE	TEAM	NO.	YDS.	AVG.	LG	TD
2020	Football Team	0	0	0.0	0	0
2023	Bills	0	0	0.0	0	0
TOTALS		0	0	0.0	0	0

KYLE ALLEN'S NFL REGULAR SEASON PASSING/RUSHING STATISTICS

DATE	TEAM	GP	GS	PASSING											RUSHING				
				ATT.	CMP.	PCT.	YDS	AVG.	TD	INT.	LG	SK	LST	RATE	NO.	YDS.	AVG.	LG	TD
2018	Panthers	2	1	31	20	64.5	266	8.6	2	0	53t	0	0	113.1	5	19	3.8	10	1
2019	Panthers	13	12	489	303	62.0	3,322	6.8	17	16	52t	46	397	80.0	32	106	3.3	17t	2
2020	Football Team	4	4	87	60	69.0	610	7.0	4	1	52t	7	44	99.3	7	26	3.7	13	1
2021	Football Team	2	0	19	12	63.2	120	6.3	1	0	19	2	5	98.6	2	11	5.5	11	0
2022	Texans	2	2	78	46	59.0	416	5.3	2	4	39	5	41	60.6	6	13	2.2	5	0
2023	Bills	7	0	0	0	0.0	0	0.0	0	0	0	0	0	0.0	13	-13	-1.0	0	0
TOTALS		30	19	704	441	62.6	4,734	6.7	26	21	53T	60	487	82.2	65	162	2.5	17T	4

KYLE ALLEN'S NFL POSTSEASON PASSING/RUSHING STATISTICS

DATE	TEAM	GP	GS	PASSING											RUSHING				
				ATT.	CMP.	PCT.	YDS	AVG.	TD	INT.	LG	SK	LST	RATE	NO.	YDS.	AVG.	LG	TD
2020	Football Team	0	0	0	0	0.0	0	0.0	0	0	0	0	0	0.0	0	0	0.0	0	0
2023	Bills	0	0	0	0	0.0	0	0.0	0	0	0	0	0	0.0	0	0	0.0	0	0
TOTALS		0	0	0	0	0.0	0	0.0	0	0	0	0	0	0.0	0	0	0.0	0	0

SINGLE-GAME HIGHS: QUARTERBACK

Pass Attempts	50 vs. Atlanta Falcons, Nov 17, 2019 46 vs. Washington Redskins, Dec 01, 2019	Passer Rating	144.4 at Arizona Cardinals, Sep 22, 2019 112.7 at New Orleans Saints, Nov 24, 2019
Pass Completions	31 at New York Giants, Oct 18, 2020 31 vs. Atlanta Falcons, Nov 17, 2019	Rush Attempts	6 at Atlanta Falcons, Dec 08, 2019 5 vs. Seattle Seahawks, Dec 15, 2019 ...1 more at 5.
Yards Passing	325 vs. Atlanta Falcons, Nov 17, 2019 307 at Green Bay Packers, Nov 10, 2019	Rushing Yards	25 vs. Seattle Seahawks, Dec 15, 2019 24 at Atlanta Falcons, Dec 08, 2019
TD Passes	4 at Arizona Cardinals, Sep 22, 2019 3 at New Orleans Saints, Nov 24, 2019	Longest Runs	17t vs. Washington Redskins, Dec 01, 2019 13 vs. Dallas Cowboys, Oct 25, 2020
Long Passes	53t at New Orleans Saints, Dec 30, 2018 52t vs. Dallas Cowboys, Oct 25, 2020 ...3 more at 52.	Rushing TDs	1 vs. Los Angeles Rams, Oct 11, 2020 1 at Atlanta Falcons, Dec 08, 2019 ...2 more at 1.
Completion Percentage	73.8 at New York Giants, Oct 18, 2020 73.1 at Arizona Cardinals, Sep 22, 2019		

300-YARD PASSING GAMES (2): REGULAR SEASON

DATE	TEAM	NO.	YDS.	AVG.	LG	TD
11/10/19	at Packers	28	307	11.0	38	1
11/17/19	FALCONS	31	325	10.5	31	0

2023 GAME-BY-GAME REGULAR-SEASON STATISTICS (BILLS)

DATE	OPPONENT	P/S	PASSING										RUSHING				W/L	SCORE	
			ATT	CMP	YDS	PCT	Y/A	Y/C	TD	INT	LG	SK/YD	RATE	ATT	YDS	LG			TD
09/11	at Jets		DID NOT PLAY (NON-INJURY)														L	16-22+	
09/17	Raiders	P	0	0	0	0.0	0.0	0.0	0	0	0	0/0	0.0	2	-2	-1	0	W	38-10
09/24	at Commanders	P	0	0	0	0.0	0.0	0.0	0	0	0	0/0	0.0	2	-2	-1	0	W	37-3
10/01	Dolphins	P	0	0	0	0.0	0.0	0.0	0	0	0	0/0	0.0	3	-3	-1	0	W	48-20
10/08	Jaguars		DID NOT PLAY (NON-INJURY)														L	20-25	
10/15	Giants	P	0	0	0	0.0	0.0	0.0	0	0	0	0/0	0.0	0	0	0	0	W	14-9
10/22	at Patriots		DID NOT PLAY (NON-INJURY)														L	25-29	
10/26	Buccaneers		DID NOT PLAY (NON-INJURY)														W	24-18	
11/05	at Bengals		DID NOT PLAY (NON-INJURY)														L	18-24	
11/13	Broncos		DID NOT PLAY (NON-INJURY)														L	22-24	
11/19	Jets	P	0	0	0	0.0	0.0	0.0	0	0	0	0/0	0.0	2	-2	-1	0	W	32-6
11/26	at Eagles		DID NOT PLAY (NON-INJURY)														L	34-37+	
12/10	at Chiefs		DID NOT PLAY (NON-INJURY)														W	20-17	
12/17	Cowboys	P	0	0	0	0.0	0.0	0.0	0	0	0	0/0	0.0	2	-2	-1	0	W	31-10
12/23	at Chargers		DID NOT PLAY (NON-INJURY)														W	24-22	
12/31	Patriots	P	0	0	0	0.0	0.0	0.0	0	0	0	0/0	0.0	2	-2	0	0	W	27-21
01/07	at Dolphins		DID NOT PLAY (NON-INJURY)														W	21-14	
2023 TOTALS		7-0	0	0	0	0.0	0.0	0.0	0	0	0	0/0	0.0	13	-13	0	0	11-6	

+ - Overtime

2022 GAME-BY-GAME REGULAR-SEASON STATISTICS (TEXANS)

DATE	OPPONENT	P/S	PASSING										RUSHING				W/L/T	SCORE	
			ATT	CMP	YDS	PCT	Y/A	Y/C	TD	INT	LG	SK/YD	RATE	ATT	YDS	LG			TD
09/11	Colts		ON INACTIVE LIST														T	20-20	
09/18	at Broncos		ON INACTIVE LIST														L	9-16	
09/25	at Bears		DID NOT PLAY (NON-INJURY)														L	20-23	
10/02	Chargers		DID NOT PLAY (NON-INJURY)														L	24-34	
10/09	at Jaguars		DID NOT PLAY (NON-INJURY)														W	13-6	
10/23	at Raiders		DID NOT PLAY (NON-INJURY)														L	20-38	
10/30	Titans		DID NOT PLAY (NON-INJURY)														L	10-17	
11/03	Eagles		DID NOT PLAY (NON-INJURY)														L	17-29	
11/13	at Giants		DID NOT PLAY (NON-INJURY)														L	16-24	
11/20	Commanders		DID NOT PLAY (NON-INJURY)														L	10-23	
11/27	at Dolphins	S	39	26	215	66.7	5.5	8.3	1	2	39	5/41	67.8	4	12	5	0	L	15-30
12/04	Browns	S	39	20	201	51.3	5.2	10.1	1	2	39	0/0	53.5	2	1	1	0	L	14-27
12/11	at Cowboys		ON INACTIVE LIST														L	23-27	
12/18	Chiefs		INACTIVE														L	24-30+	
12/24	at Titans		INACTIVE														W	19-14	
01/01	Jaguars		INACTIVE														L	3-31	
01/08	at Colts		ON INACTIVE LIST														W	32-31	
2022 TOTALS		2-2	78	46	416	59.0	5.3	9.0	2	4	39	5/41	60.6	6	13	5	0	3-13-1	

+ - Overtime

2021 GAME-BY-GAME REGULAR-SEASON STATISTICS (FOOTBALL TEAM)

DATE	OPPONENT	P/S	PASSING											RUSHING				W/L	SCORE
			ATT	CMP	YDS	PCT	Y/A	Y/C	TD	INT	LG	SK/YD	RATE	ATT	YDS	LG	TD		
09/12	Chargers		ON INACTIVE LIST															L	16-20
09/16	Giants		DID NOT PLAY (NON-INJURY)															W	30-29
09/26	at Bills		DID NOT PLAY (NON-INJURY)															L	21-43
10/03	at Falcons		DID NOT PLAY (NON-INJURY)															W	34-30
10/10	Saints		DID NOT PLAY (NON-INJURY)															L	22-33
10/17	Chiefs		DID NOT PLAY (NON-INJURY)															L	13-31
10/24	at Packers		DID NOT PLAY (NON-INJURY)															L	10-24
10/31	at Broncos		DID NOT PLAY (NON-INJURY)															L	10-17
11/14	Buccaneers		DID NOT PLAY (NON-INJURY)															W	29-19
11/21	at Panthers		DID NOT PLAY (NON-INJURY)															W	27-21
11/29	Seahawks		DID NOT PLAY (NON-INJURY)															W	17-15
12/05	at Raiders		DID NOT PLAY (NON-INJURY)															W	17-15
12/12	Cowboys	P	9	4	53	44.4	5.9	13.3	0	0	19	1/5	63.7	2	11	11	0	L	20-27
12/21	at Eagles		DID NOT PLAY															L	17-27
12/26	at Cowboys	P	10	8	67	80.0	6.7	8.4	1	0	19	1/0	127.9	0	0	0	0	L	14-56
01/02	Eagles		DID NOT PLAY (NON-INJURY)															L	16-20
01/09	at Giants		DID NOT PLAY (NON-INJURY)															W	22-7
2021 TOTALS		2-0	19	12	120	63.2	6.3	10.0	1	0	19	2/5	98.6	2	11	11	0	7-10	

2020 GAME-BY-GAME REGULAR-SEASON STATISTICS (FOOTBALL TEAM)

DATE	OPPONENT	P/S	PASSING											RUSHING				W/L	SCORE
			ATT	CMP	YDS	PCT	Y/A	Y/C	TD	INT	LG	SK/YD	RATE	ATT	YDS	LG	TD		
09/13	Eagles		DID NOT PLAY (NON-INJURY)															W	27-17
09/20	at Cardinals		DID NOT PLAY (NON-INJURY)															L	15-30
09/27	at Browns		DID NOT PLAY (NON-INJURY)															L	20-34
10/04	Ravens		DID NOT PLAY (NON-INJURY)															L	17-31
10/11	Rams	S	13	9	74	69.2	5.7	8.2	0	0	18	2/10	83.5	1	7	7t	1	L	10-30
10/18	at Giants	S	42	31	280	73.8	6.7	9.0	2	1	29	3/29	97.3	2	8	6	0	L	19-20
10/25	Cowboys	S	25	15	194	60.0	7.8	12.9	2	0	52t	2/5	111.1	4	11	13	0	W	25-33
11/08	Giants	S	7	5	62	71.4	8.9	12.4	0	0	21	0/0	98.5	0	0	0	0	L	20-23
11/15	at Lions		ON INACTIVE LIST															L	27-30
11/22	Bengals		DID NOT PLAY															W	20-9
11/26	at Cowboys		DID NOT PLAY															W	41-16
12/07	at Steelers		DID NOT PLAY															W	23-17
12/13	at 49ers		DID NOT PLAY															W	23-15
12/20	Seahawks		DID NOT PLAY															L	15-20
12/27	Panthers		DID NOT PLAY															L	13-20
01/03	at Eagles		DID NOT PLAY															W	20-14
2020 TOTALS		4-4	87	60	610	69.0	7.0	10.2	4	1	52T	7/44	99.3	7	26	13	1	7-9	

2019 GAME-BY-GAME REGULAR-SEASON STATISTICS (PANTHERS)

DATE	OPPONENT	P/S	PASSING											RUSHING				W/L	SCORE
			ATT	CMP	YDS	PCT	Y/A	Y/C	TD	INT	LG	SK/YD	RATE	ATT	YDS	LG	TD		
09/08	Rams		DID NOT PLAY (NON-INJURY)															L	27-30
09/12	Buccaneers		DID NOT PLAY (NON-INJURY)															L	14-20
09/22	at Cardinals	S	26	19	261	73.1	10.0	13.7	4	0	52t	2/21	144.4	3	-1	1	0	W	38-20
09/29	at Texans	S	34	24	232	70.6	6.8	9.7	0	0	27	3/29	89.3	0	0	0	0	W	16-10
10/06	Jaguars	S	30	17	181	56.7	6.0	10.6	1	0	52	3/21	85.6	1	4	4	0	W	34-27
10/13	at Buccaneers	S	32	20	227	62.5	7.1	11.4	2	0	30	2/18	104.6	3	3	4	0	W	37-26
10/27	at 49ers	S	37	19	158	51.4	4.3	8.3	0	3	24	7/58	28.9	0	0	0	0	L	13-51
11/03	Titans	S	32	17	232	53.1	7.3	13.6	2	1	32	3/18	84.4	3	-4	-1	0	W	30-20
11/10	at Packers	S	43	28	307	65.1	7.1	11.0	1	1	38	3/26	84.2	3	12	8	0	L	16-24
11/17	Falcons	S	50	31	325	62.0	6.5	10.5	0	4	31	5/55	47.5	1	7	7	0	L	3-29
11/24	at Saints	S	36	23	256	63.9	7.1	11.1	3	0	52	4/26	112.7	1	9	9	0	L	31-34
12/01	Redskins	S	46	27	278	58.7	6.0	10.3	2	1	33	7/65	81.6	4	22	17t	1	L	21-29
12/08	at Falcons	S	41	28	293	68.3	7.1	10.5	1	2	39	5/48	76.6	6	24	8	1	L	20-40
12/15	Seahawks	S	41	25	277	61.0	6.8	11.1	1	3	22	1/8	58.7	5	25	10	0	L	24-30
12/22	at Colts		DID NOT PLAY (NON-INJURY)															L	6-38
12/29	Saints	P	41	25	295	61.0	7.2	11.8	0	1	40	1/4	72.7	2	5	4	0	L	10-42
2019 TOTALS		13-12	489	303	3,322	62.0	6.8	11.0	17	16	52T	46/397	80.0	32	106	17T	2	5-11	

2018 GAME-BY-GAME REGULAR-SEASON STATISTICS (PANTHERS)

DATE	OPPONENT	P/S	PASSING											RUSHING				W/L	SCORE
			ATT	CMP	YDS	PCT	Y/A	Y/C	TD	INT	LG	SK/YD	RATE	ATT	YDS	LG	TD		
09/09	Cowboys		DID NOT PLAY															W	16-8
09/16	at Falcons		NOT ON ROSTER															L	24-31
09/23	Bengals		NOT ON ROSTER															W	31-21
10/07	Giants		NOT ON ROSTER															W	33-31
10/14	at Redskins		NOT ON ROSTER															L	17-23
10/21	at Eagles		NOT ON ROSTER															W	21-17
10/28	Ravens		NOT ON ROSTER															W	36-21
11/04	Buccaneers		NOT ON ROSTER															W	42-28
11/08	at Steelers		NOT ON ROSTER															L	21-52
11/18	at Lions		DID NOT PLAY															L	19-20
11/25	Seahawks		DID NOT PLAY															L	27-30
12/02	at Buccaneers		DID NOT PLAY															L	17-24
12/09	at Browns		DID NOT PLAY															L	20-26
12/17	Saints		DID NOT PLAY															L	9-12
12/23	Falcons	P	4	4	38	100.0	9.5	9.5	0	0	24	0/0	106.2	0	0	0	0	L	10-24
12/30	at Saints	S	27	16	228	59.3	8.4	14.3	2	0	53t	0/0	111.3	5	19	10	1	W	33-14
2018 TOTALS		2-1	31	20	266	64.5	8.6	13.3	2	0	53T	0/0	113.1	5	19	10	1	7-9	

2023 GAME-BY-GAME POSTSEASON STATISTICS (BILLS)

DATE	OPPONENT	P/S	PASSING											RUSHING				W/L	SCORE
			ATT	CMP	YDS	PCT	Y/A	Y/C	TD	INT	LG	SK/YD	RATE	ATT	YDS	LG	TD		
01/15	Steelers		DID NOT PLAY (NON-INJURY)															W	31-17
01/21	Chiefs		DID NOT PLAY (NON-INJURY)															L	24-27
2023 TOTALS		0-0	0	0	0	0.0	0.0	0.0	0	0	0	0/0	0.0	0	0	0	0	1-1	

2020 GAME-BY-GAME POSTSEASON STATISTICS (FOOTBALL TEAM)

DATE	OPPONENT	P/S	PASSING											RUSHING				W/L	SCORE
			ATT	CMP	YDS	PCT	Y/A	Y/C	TD	INT	LG	SK/YD	RATE	ATT	YDS	LG	TD		
01/09	Buccaneers		DID NOT PLAY															L	23-31
2020 TOTALS		0-0	0	0	0	0.0	0.0	0.0	0	0	0	0/0	0.0	0	0	0	0	0-1	



SPENCER ^{OL} ANDERSON

HEIGHT: 6-5
WEIGHT: 305
COLLEGE: Maryland
BORN: June 7, 2000

HOW ACQUIRED: D7b'23
NFL EXPERIENCE: 1st year
BIRTHPLACE: Bowie, MD

74



PRO CAREER

- ✦ Has played in eight regular-season games (no starts) in his one-year NFL career (Pittsburgh 2023)
- ✦ Made NFL debut in Week 4 of 2023 (at Houston)

2023 (STEELERS)

- ✦ Played in eight regular-season games (no starts), primarily on special teams

TRANSACTIONS

- ✦ Signed four-year contract with Pittsburgh on May 13, 2023
- ✦ Drafted by the Steelers in the seventh round (251st overall) of the 2023 NFL Draft

PERSONAL

- ✦ A consensus three-star recruit across all major recruiting outlets
- ✦ Rated the 16th overall player in the state of Maryland by 247sports.com
- ✦ Honorable Mention All-Metro selection as a senior
- ✦ Received offers from North Carolina, Pitt, and Wake Forest
- ✦ Coached by Keita Malloy
- ✦ Son of Robert and Anita Anderson
- ✦ Father played football at Howard University
- ✦ Has one older brother
- ✦ Undeclared on the chess team at his school
- ✦ Cousin of professional basketball player Harry Giles
- ✦ Graduated with a degree in Business and Management

COLLEGE

- ✦ Appeared in 45 games (42 starts) at Maryland (2018-22)
- ✦ 2022 Pro Football Focus Preseason All-Big Ten second team
- ✦ 2022 East-West Shrine Bowl 1000
- ✦ 2021 All-Big Ten honorable mention
- ✦ 2020-21 Big Ten Distinguished Scholar
- ✦ Started all 13 games on the offensive line, 12 at right guard and one at right tackle in 2022
- ✦ Blocked for a Maryland passing offense that ranked third in the Big Ten in 2022 by averaging 259.8 yards per game in the air

SPENCER ANDERSON'S NFL REGULAR SEASON STATISTICS

DATE	TEAM	GP	GS
2023	Steelers	8	0
NFL TOTALS		8	0

SPENCER ANDERSON'S NFL POSTSEASON STATISTICS

DATE	TEAM	GP	GS
2023	Steelers	1	0
NFL TOTALS		1	0



GRAYLAND ^{DB} ARNOLD

HEIGHT: 5-10
WEIGHT: 190
COLLEGE: Baylor
BORN: September 4, 1997

HOW ACQUIRED: FA '24
NFL EXPERIENCE: 5th year
BIRTHPLACE: Beaumont, TX

35



PRO CAREER

- † Has played in 26 regular-season games (one start) in his four-year NFL career (Philadelphia 2020; Houston 2021-23)
- † Has registered 24 tackles (16 solo), two tackles for loss, one pass defended and one forced fumble
- † Has recorded nine tackles (four solo) on special teams
- † Made NFL debut in Week 3 of 2020 (vs. Cincinnati)
- † Made NFL starting debut in Week 17 of 2020 (vs. Washington)

2023 (TEXANS)

- † Played in eight regular-season games (no starts)
- † Registered 15 tackles (11 solo), one tackle for loss and one forced fumble before being placed on injured reserve
- † Recorded one tackle for loss and six tackles (five solo), marking new single-game highs in total tackles and solo tackles in Week 4 vs. Pittsburgh
- † Registered three tackles and one forced fumble, marking the first forced fumble of his career in Week 5 at Atlanta

2022 (TEXANS)

- † Played in eight regular-season games (no starts) and registered three tackles of special teams
- † Started the season on the practice squad and was placed on the Reserve/Injured list in Week 10
- † Registered his first tackle of special teams at Chicago in Week 3

2021 (TEXANS)

- † Played in four regular-season games (no starts), mostly appearing on special teams
- † Played in his first game as a Texan in Week 14 vs. Seattle, earning snaps on special teams
- † Recorded his first tackle on special teams tackle as a Texan in Week 16 vs. L.A. Chargers

2020 (EAGLES)

- † Played in six regular-season games (one start)
- † Registered nine tackles (five solo), one tackle for loss, one pass defended and two tackles (one solo) on special teams

TRANSACTIONS

- † Signed with Pittsburgh on June 5, 2024
- † Placed on the Reserve/Injured List by Houston on Nov. 18, 2023
- † Signed to the Texans active roster on Nov. 7, 2023
- † Waived by Houston on Nov. 4, 2023
- † Activated from the Texans Reserve/Injured List on Dec. 23, 2022
- † Placed on the Reserve/Injured List by Houston on Nov. 3, 2022
- † Signed to the Texans active roster from the practice squad on Oct. 1, 2022
- † Elevated from the Houston practice squad to the active roster on Sept. 24, 2022
- † Signed to the Texans practice squad on Aug. 31, 2022
- † Waived by Houston on Aug. 30, 2022
- † Placed on Reserve/Injured List by the Texans on Jan. 3, 2022
- † Signed to the Houston active roster on Dec. 23, 2021
- † Restored to the Texans practice squad on Dec. 20, 2021
- † Elevated to the Houston active roster as a COVID-19 replacement on Dec. 18, 2021
- † Restored to the Texans practice squad on Dec. 13, 2021
- † Elevated to the Houston active roster on Dec 11, 2021
- † Signed to the Texans practice squad on Sept. 15, 2021
- † Released by Philadelphia on Sept. 3, 2021
- † Signed to the Eagles practice squad on Sept. 1, 2021
- † Waived by Philadelphia on Aug. 31, 2021
- † Promoted to the Eagles active roster on Dec. 1, 2020
- † Signed to the Philadelphia practice squad on Oct. 15, 2020
- † Waived by the Eagles on Oct. 13, 2020
- † Promoted to the Philadelphia active roster on Oct. 10, 2020
- † Restored to the Eagles practice squad on Oct. 4, 2020
- † Elevated to the Philadelphia active roster on Oct. 3, 2020
- † Restored to the Eagles practice squad on Sept. 27, 2020
- † Elevated to the Philadelphia active roster on Sept. 26, 2020
- † Signed to the Eagles practice squad on Sept. 6, 2020
- † Waived by Philadelphia on Sept. 3, 2020
- † Signed with the Eagles as an undrafted rookie free agent on Apr. 26, 2020

PERSONAL

- ✦ Attended Kountze H.S. (Texas), where he was a national top 200 recruit and two-sport star
- ✦ Two-way, multipurpose football player under head coaches Duane Joebert and Tracy Franklin and all-state honoree in football and basketball
- ✦ Rated nation's No. 183 prospect overall on Top247
- ✦ National position rating among cornerbacks: 19th by 247Sports, 53rd by Scout, 62nd by Rivals, 83rd by ESPN
- ✦ Rankings among Texas recruits: 29th by 247Sports, 65th by Rivals, 77th on Lone Star 100, on Waco Tribune-Herald Top 100 and 107th on Dave Campbell Texas Football Texas Top 150
- ✦ Played cornerback, safety, quarterback, receiver and returned kickoffs and punts
- ✦ Named 2015 Class 3A DI All-State first-team defensive back as senior, also all-district as two-way player (first-team All-District 12-3A as safety and second-team as quarterback)
- ✦ Named 2014 District 12-3A Offensive MVP, threw for 1,639 yards and 18 TDs, ran for 531 yards and 11 TDs
- ✦ Registered 49 tackles (one for loss), two interceptions (one returned for TD), four forced fumbles and four fumble recoveries (one TD) as senior in 2015
- ✦ Two-way, first-team All-District 10-2A honoree at cornerback and receiver in 2013, helped KHS to 6-5 record and bi-district finals
- ✦ Accomplished basketball point guard, two-time all-state honoree (and district MVP) as sophomore and junior
- ✦ Also ran track and competed in tennis

COLLEGE

- ✦ Played in 32 games in his four-year career at Baylor (2016-19)
- ✦ Registered 107 tackles (82 solo) and seven interceptions
- ✦ Named Second Team All-American and Second Team All-Big 12 as a redshirt junior
- ✦ Started in 11 of 13 games in 2019, finishing with 46 tackles (33 solo), 1.0 sack, 2.5 tackles for loss and six interceptions (returned for 118 yards)
- ✦ Also returned 12 punts for 149 yards and one TD (12.4 avg.)
- ✦ Appeared in four games before seeing his season cut short due to injury as a junior in 2018
- ✦ Started nine games as a sophomore in 2017 and compiled 35 tackles, three tackles for loss, seven pass breakups and his first career interception
- ✦ Saw action in 11 games (four starts) as a true freshman in 2016 and tallied 20 tackles (17 solo) with two tackles for loss

GRAYLAND ARNOLD'S NFL REGULAR SEASON DEFENSIVE STATISTICS

DATE	TEAM	GP	GS	TACKLES							INTERCEPTIONS					O. FUMB				ST				MISC		
				TK	S	A	TFL	YDS	SK	YDS	QBH	NO	YDS	LG	TD	PD	FF	FR	TD	YDS	TK	S	A	FF	FR	S
2020	Eagles	6	1	9	5	4	1	6	0.0	0.0	0	0	0	0	1	0	0	0	2	1	1	0	0	0	0	0
2021	Texans	4	0	0	0	0	0	0	0.0	0.0	0	0	0	0	0	0	0	0	1	0	1	0	0	0	0	0
2022	Texans	8	0	0	0	0	0	0	0.0	0.0	0	0	0	0	0	0	0	0	3	2	1	0	0	0	0	0
2023	Texans	8	0	15	11	4	1	0	0.0	0.0	0	0	0	0	1	0	0	0	3	1	2	0	0	0	0	0
NFL TOTALS		26	1	24	16	8	2	6	0.0	0.0	0	0	0	0	1	1	0	0	9	4	5	0	0	0	0	0

GRAYLAND ARNOLD'S NFL POSTSEASON DEFENSIVE STATISTICS

DATE	TEAM	GP	GS	TACKLES							INTERCEPTIONS					O. FUMB				ST				MISC			
				TK	S	A	TFL	YDS	SK	YDS	QBH	NO	YDS	LG	TD	PD	FF	FR	TD	YDS	TK	S	A	FF	FR	S	A
2023	Texans	0	0	0	0	0	0	0	0.0	0.0	0	0	0	0	0	0	0	0	0	0	0	0	0	0	0	0	0
NFL TOTALS		0	0	0	0	0	0	0	0.0	0.0	0	0	0	0	0	0	0	0	0	0	0	0	0	0	0	0	0

SINGLE-GAME HIGHS: DEFENSIVE

Total Tackles	6 vs. Pittsburgh Steelers, Oct 01, 2023 5 at Jacksonville Jaguars, Sep 24, 2023 ...1 more at 5.	Forced Fumbles	1 at Atlanta Falcons, Oct 08, 2023
Solo Tackles	5 vs. Pittsburgh Steelers, Oct 01, 2023 3 at Atlanta Falcons, Oct 08, 2023 ...2 more at 3.	Tackles For Loss	1 vs. Washington Football Team, Jan 03, 2021
Passes Defensed	1 vs. Washington Football Team, Jan 03, 2021	Special Teams Tackles	1 at Atlanta Falcons, Oct 08, 2023
			1 vs. Jacksonville Jaguars, Jan 01, 2023 ...5 more at 1.

2023 GAME-BY-GAME REGULAR-SEASON STATISTICS (TEXANS)

DATE	OPPONENT	P/S	TACKLES							INTERCEPTIONS					O. FUMB				ST				MISC		W/L	SCORE			
			TK	S	A	SK	YDS	TFL	YDS	QBH	NO	YDS	LG	TD	PD	FF	FR	TD	YDS	TK	S	A	FF	FR			S	A	
09/10	at Ravens	P	0	0	0	0	0	0	0	0	0	0	0	0	0	0	0	0	0	0	0	0	0	0	0	0	L	9-25	
09/17	Colts	P	1	0	1	0	0	0	0	0	0	0	0	0	0	0	0	0	0	0	0	0	0	0	0	0	L	20-31	
09/24	at Jaguars	P	5	3	2	0	0	0	0	0	0	0	0	0	0	0	0	0	0	0	0	0	0	0	0	0	W	37-17	
10/01	Steelers	P	6	5	1	0	0	1	0	0	0	0	0	0	0	0	0	0	0	0	0	0	0	0	0	0	W	30-6	
10/08	at Falcons	P	3	3	0	0	0	0	0	0	0	0	0	1	0	0	0	0	1	1	0	0	0	0	0	0	L	19-21	
10/15	Saints	P	0	0	0	0	0	0	0	0	0	0	0	0	0	0	0	0	0	0	0	0	0	0	0	0	W	20-13	
10/29	at Panthers	P	0	0	0	0	0	0	0	0	0	0	0	0	0	0	0	0	2	0	2	0	0	0	0	0	L	13-15	
11/12	at Bengals	P	0	0	0	0	0	0	0	0	0	0	0	0	0	0	0	0	0	0	0	0	0	0	0	0	W	30-27	
11/19	Cardinals																										W	21-16	
11/26	Jaguars																										L	21-24	
12/03	Broncos																										W	22-17	
12/10	at Jets																										L	6-30	
12/17	at Titans																										W	19-16+	
12/24	Browns																										L	22-36	
12/31	Titans																										W	26-3	
01/06	at Colts																										W	23-19	
2023 TOTALS		8-0	15	11	4	0.0	0.0	1	0	0	0	0	0	0	1	0	0	0	3	1	2	0	0	0	0	0	9-7		
+ Overtime																													

2022 GAME-BY-GAME REGULAR-SEASON STATISTICS (TEXANS)

DATE	OPPONENT	P/S	TACKLES							INTERCEPTIONS					O. FUMB			ST				MISC		W/L	SCORE																			
			TK	S	A	SK	YDS	TFL	YDS	QBH	NO	YDS	LG	TD	PD	FF	FR	TD	YDS	TK	S	A	FF			FR	S	A																
09/11	Colts		PRACTICE SQUAD																																						T	20-20		
09/18	at Broncos		PRACTICE SQUAD																																								L	9-16
09/25	at Bears	P	0	0	0	0.0	0.0	0	0	0	0	0	0	0	0	0	0	0	1	1	0	0	0	0	0	0	0	0	0	L	20-23													
10/02	Chargers	P	0	0	0	0.0	0.0	0	0	0	0	0	0	0	0	0	0	0	0	0	0	0	0	0	0	0	0	0	L	24-34														
10/09	at Jaguars	P	0	0	0	0.0	0.0	0	0	0	0	0	0	0	0	0	0	0	0	0	0	0	0	0	0	0	0	0	W	13-6														
10/23	at Raiders	P	0	0	0	0.0	0.0	0	0	0	0	0	0	0	0	0	0	0	0	0	0	0	0	0	0	0	0	0	L	20-38														
10/30	Titans	P	0	0	0	0.0	0.0	0	0	0	0	0	0	0	0	0	0	0	0	0	0	0	0	0	0	0	0	L	10-17															
11/13	at Giants		INJURED RESERVE																																						L	16-24		
11/20	Commanders		INJURED RESERVE																																						L	10-23		
11/27	at Dolphins		INJURED RESERVE																																						L	15-30		
12/04	Browns		INJURED RESERVE																																					L	14-27			
12/11	at Cowboys		INJURED RESERVE																																					L	23-27			
12/18	Chiefs		INJURED RESERVE																																					L	24-30+			
12/24	at Titans	P	0	0	0	0.0	0.0	0	0	0	0	0	0	0	0	0	0	1	1	0	0	0	0	0	0	0	0	W	19-14															
01/01	Jaguars	P	0	0	0	0.0	0.0	0	0	0	0	0	0	0	0	0	0	1	0	1	0	0	0	0	0	0	0	L	3-31															
01/08	at Colts	P	0	0	0	0.0	0.0	0	0	0	0	0	0	0	0	0	0	0	0	0	0	0	0	0	0	0	0	W	32-31															
2022 TOTALS		8-0	0	0	0	0.0	0.0	0	0	0	0	0	0	0	0	0	0	3	2	1	0	0	0	0	0	0	0	3-12-1																

+ - Overtime

2021 GAME-BY-GAME REGULAR-SEASON STATISTICS (TEXANS)

DATE	OPPONENT	P/S	TACKLES							INTERCEPTIONS					O. FUMB			ST				MISC		W/L	SCORE																	
			TK	S	A	SK	YDS	TFL	YDS	QBH	NO	YDS	LG	TD	PD	FF	FR	TD	YDS	TK	S	A	FF			FR	S	A														
09/19	at Browns		PRACTICE SQUAD																																					L	21-31	
09/23	Panthers		PRACTICE SQUAD																																						L	9-24
10/03	at Bills		PRACTICE SQUAD																																					L	0-40	
10/10	Patriots		PRACTICE SQUAD																																					L	22-25	
10/17	at Colts		PRACTICE SQUAD																																					L	3-31	
10/24	at Cardinals		PRACTICE SQUAD																																				L	5-31		
10/31	Rams		PRACTICE SQUAD																																				L	22-38		
11/07	at Dolphins		PRACTICE SQUAD																																				L	9-17		
11/21	at Titans		PRACTICE SQUAD																																				W	22-13		
11/28	Jets		PRACTICE SQUAD																																				L	14-21		
12/05	Colts		PRACTICE SQUAD																																				L	0-31		
12/12	Seahawks	P	0	0	0	0.0	0.0	0	0	0	0	0	0	0	0	0	0	0	0	0	0	0	0	0	0	0	0	L	13-33													
12/19	at Jaguars	P	0	0	0	0.0	0.0	0	0	0	0	0	0	0	0	0	0	0	0	0	0	0	0	0	0	0	0	W	30-16													
12/26	Chargers	P	0	0	0	0.0	0.0	0	0	0	0	0	0	0	0	0	0	1	0	1	0	0	0	0	0	0	0	W	41-29													
01/02	at 49ers	P	0	0	0	0.0	0.0	0	0	0	0	0	0	0	0	0	0	0	0	0	0	0	0	0	0	0	0	L	7-23													
01/09	Titans		INJURED RESERVE																																				L	25-28		
2021 TOTALS		4-0	0	0	0	0.0	0.0	0	0	0	0	0	0	0	0	0	0	1	0	1	0	0	0	0	0	0	0	3-13														

2020 GAME-BY-GAME REGULAR-SEASON STATISTICS (EAGLES)

DATE	OPPONENT	P/S	TACKLES							INTERCEPTIONS					O. FUMB			ST				MISC		W/L	SCORE																
			TK	S	A	SK	YDS	TFL	YDS	QBH	NO	YDS	LG	TD	PD	FF	FR	TD	YDS	TK	S	A	FF			FR	S	A													
09/13	at Football Team		DID NOT PLAY																																					L	17-27
09/27	Bengals	P	0	0	0	0.0	0.0	0	0	0	0	0	0	0	0	0	0	0	0	0	0	0	0	0	0	0	0	T	23-23												
10/04	at 49ers	P	0	0	0	0.0	0.0	0	0	0	0	0	0	0	0	0	0	0	0	0	0	0	0	0	0	0	0	W	25-20												
10/11	at Steelers	P	0	0	0	0.0	0.0	0	0	0	0	0	0	0	0	0	0	1	0	1	0	0	0	0	0	0	0	L	29-38												
10/18	Ravens		DID NOT PLAY																																				L	28-30	
12/06	at Packers	P	0	0	0	0.0	0.0	0	0	0	0	0	0	0	0	0	0	1	1	0	0	0	0	0	0	0	0	L	16-30												
12/13	Saints		ON INACTIVE LIST																																				W	24-21	
12/20	at Cardinals		ON INACTIVE LIST																																				L	26-33	
12/27	at Cowboys	P	4	2	2	0.0	0.0	0	0	0	0	0	0	0	0	0	0	0	0	0	0	0	0	0	0	0	0	L	17-37												
01/03	Football Team	S	5	3	2	0.0	0.0	1	6	0	0	0	0	0	1	0	0	0	0	0	0	0	0	0	0	0	0	L	14-20												
2020 TOTALS		6-1	9	5	4	0.0	0.0	1	6	0	0	0	0	1	0	0	0	2	1	1	0	0	0	0	0	0	0	2-7-1													

2023 GAME-BY-GAME POSTSEASON STATISTICS (TEXANS)

DATE	OPPONENT	P/S	TACKLES							INTERCEPTIONS					O. FUMB			ST				MISC		W/L	SCORE																	
			TK	S	A	SK	YDS	TFL	YDS	QBH	NO	YDS	LG	TD	PD	FF	FR	TD	YDS	TK	S	A	FF			FR	S	A														
01/13	Browns		INJURED RESERVE																																					W	45-14	
01/20	at Ravens		INJURED RESERVE																																						L	10-34
2023 TOTALS			0	0	0	0.0	0.0	0	0	0	0	0	0	0	0	0	0	0	0	0	0	0	0	0	0	0	0	1-1														



CALVIN ^{WR} AUSTIN III

HEIGHT: 5-9
WEIGHT: 162
COLLEGE: Memphis
BORN: March 24, 1999

HOW ACQUIRED: D4 '22
NFL EXPERIENCE: 3rd year
BIRTHPLACE: Memphis, TN

19



PRO CAREER

- ✦ Has played in 17 regular-season games (one start)
- ✦ Has registered 17 receptions for 180 yards (10.6 avg.) and one TD
- ✦ Has rushed 11 times for 57 yards and one TD
- ✦ Hauled in a 72-yard TD catch in Week 3 of 2023 at Las Vegas
- ✦ Made NFL debut in Week 1 of 2023 (vs. San Francisco)
- ✦ Made NFL starting debut in Week 5 of 2023 (vs. Baltimore)

2023 (STEELERS)

- ✦ Played in 17 regular-season games (one start)
- ✦ Caught 17 passes for 180 yards (10.6 avg.) and one TD
- ✦ Hauled in a 72-yard TD catch in Week 3 at Las Vegas
- ✦ Rushed for 57 yards on 11 carries (5.2 avg.) and one TD
- ✦ Registered a seven-yard TD run in Week 16 vs. Cincinnati

2022 (STEELERS)

- ✦ Spent the entire season on the Reserve/Injured List

TRANSACTIONS

- ✦ Drafted by Pittsburgh in the fourth round (138th overall) of the 2022 NFL Draft

PERSONAL

- ✦ Three-year member of the varsity squad at Harding Academy in Memphis
- ✦ Helped lead the Lions to three-straight Tennessee Secondary School Athletic Association (TSSAA) Division II Class A state playoffs appearances, including a spot in the semifinals in 2015
- ✦ Harding had a combined 26-9 record those three seasons
- ✦ For his career, pulled in 74 catches for 1,513 yards and 24 receiving TDs, also rushed for 558 yards and eight more scores, totaled 49 career TD (24 receive/8 rush/6 punt return/5 kick return/4 interception return/2 fumble return), logged 758 kick return yards and 541 punt return yards, finished with 3,492 all-purpose yards and 2,071 total yards over his career
- ✦ Named 2016 Tennessee Titans Mr. Football semifinalist (D2A back), 2016 Tennessee Sports Writers Association (TSWA) D2A All-State first team and 2016 Donovan Stewart D2A All-State
- ✦ Two-time D2A West 1 All-District (2015, 2016)
- ✦ Two-time D2A West 1 Special Teams Player of the Year (2015, 2016)
- ✦ 2016 Toyota East-West All-Star Classic
- ✦ Three time Commercial Appeal Best of Preps pick (2014-16)
- ✦ Also a track and field standout at Harding Academy becoming a nine-time state champion in sprints/relays, seven-time TSWA All-State honoree and setting five school records
- ✦ 2015-16, 2016-17 Commercial Appeal Best of Preps Boys Track and Field Athlete of the Year
- ✦ Helped lead the Lions to a TSSAA D2A state championships runner-up finish in 2017
- ✦ Son of Calvin and Mimi Austin

COLLEGE

- ✦ Played in 49 career games at Memphis (2018-21)
- ✦ Caught 156 passes for 2,541 yards (16.3 yards/reception) and 22 TDs
- ✦ Returned 29 punts for 323 yards (11.1 yards/return), including a 94-yard TD
- ✦ Finished his career ranked second all-time in program history in receiving TDs, fourth in receiving yards and fifth in receptions
- ✦ Named first-team All-AAC in both 2020 and 2021
- ✦ Led the Tigers with 74 catches for 1,149 yards and eight TDs in 2021
- ✦ His 1,149 receiving yards rank fifth on the program's single-season list, while his eight TDs tied for 11th
- ✦ In track and field, named 2019 U.S. Track and Field/Cross Country Coaches Association (USTFCCCA) All-America second team (4x100m relay), 2019 All-American Athletic Conference (4x100m relay), 2018 USTFCCCA All-America honorable mention (4x400m relay), 2018 All-American Athletic Conference four times (Indoor 200m, 4x400m relay; Outdoor 4x100m relay, 4x400m relay) and ran a school-record 39.19 seconds in winning silver at the 2019 American Athletic Conference Championships

CALVIN AUSTIN III'S NFL REGULAR SEASON RUSHING/RECEIVING STATISTICS

DATE	TEAM	GP	GS	RECEIVING					RUSHING				
				NO.	YDS.	AVG.	LG	TD	NO.	YDS.	AVG.	LG	TD
2022	Steelers	0	0	0	0	0.0	0	0	0	0	0.0	0	0
2023	Steelers	17	1	17	180	10.6	72t	1	11	57	5.2	12	1
NFL TOTALS		17	1	17	180	10.6	72T	1	11	57	5.2	12	1

CALVIN AUSTIN III'S NFL POSTSEASON RUSHING/RECEIVING STATISTICS

DATE	TEAM	GP	GS	RECEIVING					RUSHING				
				NO.	YDS.	AVG.	LG	TD	NO.	YDS.	AVG.	LG	TD
2023	Steelers	1	0	1	7	7.0	7t	1	0	0	0.0	0	0
NFL TOTALS		1	0	1	7	7.0	7T	1	0	0	0.0	0	0

CALVIN AUSTIN III'S NFL REGULAR SEASON RETURN STATISTICS

DATE	TEAM	KICKOFF RETURNS					PUNT RETURNS					
		RET.	YDS.	AVG.	LG	TD	NO.	FC	YDS.	AVG.	LG	TD
2022	Steelers	0	0	0.0	0	0	0	0	0	0.0	0	0
2023	Steelers	0	0	0.0	0	0	29	12	249	8.6	34	0
NFL TOTALS		0	0	0.0	0	0	29	12	249	8.6	34	0

CALVIN AUSTIN III'S NFL POSTSEASON RETURN STATISTICS

DATE	TEAM	KICKOFF RETURNS					PUNT RETURNS					
		RET.	YDS.	AVG.	LG	TD	NO.	FC	YDS.	AVG.	LG	TD
2023	Steelers	0	0	0.0	0	0	1	1	12	12.0	12	0
NFL TOTALS		0	0	0.0	0	0	1	1	12	12.0	12	0

SINGLE-GAME HIGHS: RUSHING/RECEIVING

Rush Attempts	2 vs. Tennessee Titans, Nov 02, 2023 2 vs. Jacksonville Jaguars, Oct 29, 2023	All-Purpose Yards	100 at Baltimore Ravens, Jan 06, 2024 77 at Las Vegas Raiders, Sep 24, 2023
Rushing Yards	12 vs. New England Patriots, Dec 07, 2023 10 vs. Tennessee Titans, Nov 02, 2023 ...1 more at 10.	Fair Catches	2 vs. Green Bay Packers, Nov 12, 2023 2 vs. Cleveland Browns, Sep 18, 2023
Longest Runs	12 vs. New England Patriots, Dec 07, 2023 10 vs. Jacksonville Jaguars, Oct 29, 2023	Punt Return Yards	92 at Baltimore Ravens, Jan 06, 2024 51 at Cleveland Browns, Nov 19, 2023
Rushing TDs	1 vs. Cincinnati Bengals, Dec 23, 2023	Longest Punt Return	34 at Baltimore Ravens, Jan 06, 2024 21 at Baltimore Ravens, Jan 06, 2024
Receptions	6 vs. San Francisco 49ers, Sep 10, 2023 3 at Houston Texans, Oct 01, 2023	Punt Returns	...1 more at 21. 5 at Baltimore Ravens, Jan 06, 2024
Receiving Yards	72 at Las Vegas Raiders, Sep 24, 2023 37 vs. San Francisco 49ers, Sep 10, 2023	Punt Return Average	3 vs. New England Patriots, Dec 07, 2023 ...3 more at 3. 18.4 at Baltimore Ravens, Jan 06, 2024
Receiving Average	8.0 at Houston Texans, Oct 01, 2023 6.2 vs. San Francisco 49ers, Sep 10, 2023	Most TDs	17.0 at Cleveland Browns, Nov 19, 2023 1 vs. Cincinnati Bengals, Dec 23, 2023 1 at Las Vegas Raiders, Sep 24, 2023
Longest Receptions	72t at Las Vegas Raiders, Sep 24, 2023 13 vs. San Francisco 49ers, Sep 10, 2023	Miscellaneous Tackles	1 vs. Cleveland Browns, Sep 18, 2023
Receiving TDs	1 at Las Vegas Raiders, Sep 24, 2023		

SINGLE-GAME HIGHS - POSTSEASON: RUSHING/RECEIVING

Receptions	1 at Buffalo Bills, Jan 15, 2024	Fair Catches	1 at Buffalo Bills, Jan 15, 2024
Receiving Yards	7 at Buffalo Bills, Jan 15, 2024	Punt Return Yards	12 at Buffalo Bills, Jan 15, 2024
Longest Receptions	7t at Buffalo Bills, Jan 15, 2024	Longest Punt Return	12 at Buffalo Bills, Jan 15, 2024
Receiving TDs	1 at Buffalo Bills, Jan 15, 2024	Punt Returns	1 at Buffalo Bills, Jan 15, 2024
All-Purpose Yards	19 at Buffalo Bills, Jan 15, 2024	Most TDs	1 at Buffalo Bills, Jan 15, 2024

2023 GAME-BY-GAME REGULAR-SEASON STATISTICS (STEELERS)

DATE	OPPONENT	P/S	RECEIVING					RUSHING					W/L	SCORE
			NO.	YDS.	AVG.	LG	TD	NO.	YDS.	AVG.	LG	TD		
09/10	49ers	P	6	37	6.2	13	0	0	0	0.0	0	0	L	7-30
09/18	Browns	P	1	10	10.0	10	0	1	-2	-2.0	-2	0	W	26-22
09/24	at Raiders	P	2	72	36.0	72t	1	0	0	0.0	0	0	W	23-18
10/01	at Texans	P	3	24	8.0	12	0	1	5	5.0	5	0	L	6-30
10/08	Ravens	S	0	0	0.0	0	0	0	0	0.0	0	0	W	17-10
10/22	at Rams	P	0	0	0.0	0	0	1	1	1.0	1	0	W	24-17
10/29	Jaguars	P	2	19	9.5	12	0	2	10	5.0	10	0	L	10-20
11/02	Titans	P	0	0	0.0	0	0	2	10	5.0	8	0	W	20-16
11/12	Packers	P	1	3	3.0	3	0	1	6	6.0	6	0	W	23-19
11/19	at Browns	P	0	0	0.0	0	0	0	0	0.0	0	0	L	10-13
11/26	at Bengals	P	1	5	5.0	5	0	0	0	0.0	0	0	W	16-10
12/03	Cardinals	P	1	10	10.0	10	0	0	0	0.0	0	0	L	10-24
12/07	Patriots	P	0	0	0.0	0	0	1	12	12.0	12	0	L	18-21
12/16	at Colts	P	0	0	0.0	0	0	0	0	0.0	0	0	L	13-30
12/23	Bengals	P	0	0	0.0	0	0	1	7	7.0	7t	1	W	34-11
12/31	at Seahawks	P	0	0	0.0	0	0	0	0	0.0	0	0	W	30-23
01/06	at Ravens	P	0	0	0.0	0	0	1	8	8.0	8	0	W	17-10
2023 TOTALS		17-1	17	180	10.6	72T	1	11	57	5.2	12	1	10-7	

2023 GAME-BY-GAME POSTSEASON STATISTICS (STEELERS)

DATE	OPPONENT	P/S	RECEIVING					RUSHING					W/L	SCORE
			NO.	YDS.	AVG.	LG	TD	NO.	YDS.	AVG.	LG	TD		
01/15	at Bills	P	1	7	7.0	7t	1	0	0	0.0	0	0	L	17-31
2023 TOTALS		1-0	1	7	7.0	7T	1	0	0	0.0	0	0	0-1	



ANTHONY ^{CB} AVERETT

HEIGHT: 5-11
WEIGHT: 184
COLLEGE: Alabama
BORN: November 30, 1994

HOW ACQUIRED: FA '24
NFL EXPERIENCE: 5th year
BIRTHPLACE: Woodbury, NJ

18



PRO CAREER

- ✦ Has played in 51 games (27 starts) in his five-year NFL career (Baltimore, 2018-21; Las Vegas 2022)
- ✦ Has registered 110 tackles (95 solo), one tackle for loss, 23 passes defended and three interceptions
- ✦ Started all 14 regular-season games in which he appeared for Baltimore in 2021, producing career-highs in tackles (53), solo stops (45), interceptions (three) and passes defended (11)
- ✦ Played in 10 regular-season games (four starts) for the Ravens in 2020, recording 27 tackles (22 solo) and seven passes defended for the NFL's No. 2 scoring defense (18.9 ppg.) and No. 2 third-down defense (34.0%)
- ✦ Made NFL debut in Week 1 of 2018 (vs. Buffalo)
- ✦ Made NFL starting debut in Week 2 of 2019 (vs. Arizona)

2023 (49ERS/LIONS)

- ✦ Did not appear in an NFL game
- ✦ Signed with San Francisco during training camp but was cut prior to the start of the regular season
- ✦ Signed with the Detroit practice squad in October but was released in November

2022 (RAIDERS)

- ✦ Played in seven regular-season games (six starts)
- ✦ Missed the rest of the season following thumb and toe injuries
- ✦ Registered 13 tackles (12 solo) and one pass defended

2021 (RAVENS)

- ✦ Played in 14 regular-season games (14 starts)
- ✦ Registered career highs in tackles (53), interceptions (three) and passes defended (11)
- ✦ Missed Weeks 17 and 18 with a chest/rib injury
- ✦ Recorded two tackles before leaving the game in the first quarter with a chest/rib injury vs. Cincinnati in Week 16
- ✦ Posted five tackles, one interception (third of his career) and two passes defended at Cleveland in Week 14 as Baltimore's defense held the Browns to 0 points and just 95 yards in the second half
- ✦ Registered a team-high seven tackles (tied with Marlon Humphrey) and a career-high three passes defended in Week 7 vs. Cincinnati
- ✦ Recorded a team-high six tackles (tied with Josh Byner) and one pass defended in the 34-6 win in Week 6 vs. L.A. Chargers, as the Ravens' defense posted a second-half shutout and limited the Chargers to a season-low 208 total yards and six points
- ✦ Registered a career-high seven tackles for the second time this season in the 31-25 win in Week 5 vs. Indianapolis
- ✦ Recorded three tackles, one interception and one pass defended in the 23-7 win in Week 4 at Denver
- ✦ His fourth-quarter interception against the Broncos in the end zone sealed the game
- ✦ Registered four tackles and one pass defended, while adding one special teams tackle in the 36-35 win in Week 2 vs. Kansas City
- ✦ Recorded a career-high seven tackles and his first-career interception (in the end zone during overtime) in Week 1 at Las Vegas

2020 (RAVENS)

- ✦ Played in 10 regular-season games (four starts), recording 27 tackles (22 solo) and seven passes defended for the NFL's No. 2 scoring defense (18.9 ppg) and No. 2 third-down defense (34.0%)
- ✦ Started in Baltimore's final three games after returning from a stint on the IR (shoulder) that sidelined him from Weeks 8-12
- ✦ Notched one special teams tackle and contributed in coverage on defense in the 20-13 Wild Card Playoff win at Tennessee
- ✦ Registered two solo tackles and two passes defended in the 38-3 win in Week 17 at Cincinnati, helping limit the Bengals' passing attack to 48 yards, marking the fewest net passing yards allowed in Ravens single-game franchise history
- ✦ The defense limited Cincinnati starting QB Brandon Allen to a passer rating of 0.0, marking the third time in franchise history that feat has been accomplished (Nathan Peterman – 9/9/18; Eli Manning 12/12/04)
- ✦ Saw action on all 64 defensive snaps, recording five tackles (four solo) and two passes defended in the 27-13 win in Week 16 vs. N.Y. Giants
- ✦ Helped limit the Giants to 1-of-10 (10%) on third down, matching the Ravens' eighth-best defensive third-down percentage in single-game franchise history
- ✦ Played 55 defensive snaps, producing a career-high six tackles (five solo) and one pass defended in Week 13 vs. Dallas
- ✦ Made his first start of the season, producing five tackles (all solo) and one pass defended in the 31-17 win in Week 4 at Washington

2019 (RAVENS)

- ✦ Played in nine regular-season games (two starts)
- ✦ Registered 14 tackles (13 solo) and two passes defended, helping Baltimore's defense rank No. 3 in points (17.6) and No. 4 in yards allowed/game (300.6)
- ✦ Started and recorded one tackle in the 28-10 win in Week 17 vs. Pittsburgh
- ✦ Registered four solo tackles for a defense that limited Arizona to 2-of-11 (1.8%) on third down in the 23-17 win in Week 2 vs. Arizona
- ✦ Recorded four tackles and two passes defended for a defense that allowed just 200 yards of offense in the season-opening, 59-10, victory at Miami

2018 (RAVENS)

- ✦ Played in 11 regular-season games (no starts)
- ✦ Registered two tackles on special teams and three stops from scrimmage for the league's No. 1 overall (292.9 ppg) and No. 2 scoring defense (17.9 ppg)

TRANSACTIONS

- ✦ Signed a one-year contract with Pittsburgh on May 12, 2024
- ✦ Released from the Detroit practice squad on Nov. 14, 2023
- ✦ Signed to the Lions practice squad on Oct. 10, 2023
- ✦ Released by San Francisco on Aug. 17, 2023
- ✦ Signed with the 49ers on Aug. 3, 2023
- ✦ Signed a one-year contract with Las Vegas on March 19, 2022
- ✦ Signed a four-year contract with Baltimore on May 5, 2018
- ✦ Drafted by the Ravens in the fourth round (118th overall) of the 2018 NFL Draft

PERSONAL

- ✦ Attended Woodbury (NJ) H.S., where he played football and was a standout track and field athlete
- ✦ Posted 106 tackles, 12 passes defended and five interceptions as a senior in 2012
- ✦ Posted the nation's top high school long jump mark as a junior (25 feet, 2.5 inches) and won New Jersey state titles in the 55-meter dash and high jump
- ✦ Also finished second in the long jump at the 2012 Penn Relays
- ✦ Majored in exercise science at Alabama

COMMUNITY

- ✦ Donated Shop Rite gift cards and athletic training equipment to students in his hometown of Woodbury, NJ (2020)
- ✦ Alongside teammates, participated as a celebrity bowler in Anthony Levine Sr.'s Celebrity Bowling Night to benefit his 4ever1 Foundation (2018)
- ✦ Participated in the Players Philanthropy Fund's Second Annual Beltway Boards & Brews Cornhole Tournament at the Baltimore Museum of Industry (2018)
- ✦ Joined Ravens alumni and teammates during Jameel McClain's 53 Families Thanksgiving event to serve a warm meal to families in need (2018)
- ✦ Participated in the team's KaBoom! community playground build in the Douglass Homes neighborhood alongside teammates, Ravens staff and volunteers (2018)

COLLEGE

- ✦ Played in 36 games (27 starts) in three-year career at Alabama (2015-17)
- ✦ Recorded 98 tackles (71 solo), seven tackles for loss, 2.0 sacks, 16 passes defended, two forced fumbles and one interception
- ✦ During his two years as a starter (2016-17), Alabama registered a 27-2 record and won the 2017 National Championship
- ✦ Was also a member of the Crimson Tide team that won the 2015 national title
- ✦ In 2017, helped the Alabama defense lead the nation in scoring (11.9 ppg), total defense (260.4 ypg) and rushing (94.7 ypg) after earning individual Preseason first-team All-SEC
- ✦ Named Defensive Player of the Week by Alabama coaches (Weeks 2 & 10, 2017 and Weeks 13 & 14, 2016)

ANTHONY AVERETT'S NFL REGULAR SEASON DEFENSIVE STATISTICS

DATE	TEAM	GP	GS	TACKLES							INTERCEPTIONS				O. FUMB			ST			MISC						
				TK	S	A	TFL	YDS	SK	YDS	QBH	NO	YDS	LG	TD	PD	FF	FR	TD	YDS	TK	S	A	FF	FR	S	A
2018	Ravens	11	0	3	3	0	0	0	0.0	0.0	0	0	0	0	2	0	0	0	0	2	2	0	0	0	0	0	
2019	Ravens	9	3	14	13	1	1	4	0.0	0.0	0	0	0	0	2	0	0	0	0	1	1	0	0	0	0	0	
2020	Ravens	10	4	27	22	5	0	0	0.0	0.0	0	0	0	0	7	0	0	0	0	0	0	0	0	0	0	0	
2021	Ravens	14	14	53	45	8	0	0	0.0	0.0	0	3	21	21	11	0	0	0	0	1	1	0	0	0	0	0	
2022	Raiders	7	6	13	12	1	0	0	0.0	0.0	0	0	0	0	1	0	0	0	0	0	0	0	0	0	0	0	
2023	49ers	0	0	0	0	0	0	0	0.0	0.0	0	0	0	0	0	0	0	0	0	0	0	0	0	0	0	0	
Went from San Francisco to Detroit.																											
2023	Lions	0	0	0	0	0	0	0	0.0	0.0	0	0	0	0	0	0	0	0	0	0	0	0	0	0	0	0	0
2023	TOTAL	0	0	0	0	0	0	0	0.0	0.0	0	0	0	0	0	0	0	0	0	0	0	0	0	0	0	0	0
NFL TOTALS		51	27	110	95	15	1	4	0.0	0.0	0	3	21	21	0	23	0	0	0	0	4	4	0	0	0	0	0

ANTHONY AVERETT'S NFL POSTSEASON DEFENSIVE STATISTICS

DATE	TEAM	GP	GS	TACKLES							INTERCEPTIONS				O. FUMB			ST			MISC					
				TK	S	A	TFL	YDS	SK	YDS	QBH	NO	YDS	LG	TD	PD	FF	FR	TD	YDS	TK	S	A	FF	FR	S
2018	Ravens	1	0	0	0	0	0	0	0.0	0.0	0	0	0	0	0	0	0	0	0	1	1	0	0	0	0	0
2019	Ravens	0	0	0	0	0	0	0	0.0	0.0	0	0	0	0	0	0	0	0	0	0	0	0	0	0	0	0
2020	Ravens	2	1	1	1	0	0	0	0.0	0.0	0	0	0	0	0	0	0	0	0	1	1	0	0	0	0	0
NFL TOTALS		3	1	1	1	0	0	0	0.0	0.0	0	0	0	0	0	0	0	0	0	2	2	0	0	0	0	0

SINGLE-GAME HIGHS: DEFENSIVE

Total Tackles	8 at New Orleans Saints, Oct 30, 2022 7 vs. Cincinnati Bengals, Oct 24, 2021 ...2 more at 7.	Interceptions	1 at Cleveland Browns, Dec 12, 2021 1 at Denver Broncos, Oct 03, 2021 ...1 more at 1.
Solo Tackles	7 at New Orleans Saints, Oct 30, 2022 7 vs. Cincinnati Bengals, Oct 24, 2021	Interception Return Yards	21 at Cleveland Browns, Dec 12, 2021
Passes Defensed	3 vs. Cincinnati Bengals, Oct 24, 2021 2 at Cleveland Browns, Dec 12, 2021 ...3 more at 2.	Special Teams Tackles	1 vs. Kansas City Chiefs, Sep 19, 2021 1 vs. Houston Texans, Nov 17, 2019 ...2 more at 1.
Tackles For Loss	1 vs. Pittsburgh Steelers, Dec 29, 2019		

SINGLE-GAME HIGHS - POSTSEASON: DEFENSIVE

Total Tackles	1 at Buffalo Bills, Jan 16, 2021	Special Teams Tackles	1 at Tennessee Titans, Jan 10, 2021
Solo Tackles	1 at Buffalo Bills, Jan 16, 2021		1 vs. Los Angeles Chargers, Jan 06, 2019

2019 GAME-BY-GAME REGULAR-SEASON STATISTICS (RAVENS)

DATE	OPPONENT	P/S	TACKLES							INTERCEPTIONS				O. FUMB			ST				MISC		W/L	SCORE														
			TK	S	A	SK	YDS	TFL	YDS	QBH	NO	YDS	LG	TD	PD	FF	FR	TD	YDS	TK	S	A			FF	FR	S	A										
09/08	at Dolphins	P	4	4	0	0.0	0.0	0	0	0	0	0	0	0	2	0	0	0	0	0	0	0	0	0	0	0	W	59-10										
09/15	Cardinals	S	4	4	0	0.0	0.0	0	0	0	0	0	0	0	0	0	0	0	0	0	0	0	0	0	0	W	23-17											
09/22	at Chiefs	P	1	1	0	0.0	0.0	0	0	0	0	0	0	0	0	0	0	0	0	0	0	0	0	0	0	L	28-33											
09/29	Browns	S	0	0	0	0.0	0.0	0	0	0	0	0	0	0	0	0	0	0	0	0	0	0	0	0	0	L	25-40											
10/06	at Steelers		INACTIVE																																W	26-23+		
10/13	Bengals		INACTIVE																																		W	23-17
10/20	at Seahawks	P	2	2	0	0.0	0.0	0	0	0	0	0	0	0	0	0	0	0	0	0	0	0	0	0	0	W	30-16											
11/03	Patriots	P	2	1	1	0.0	0.0	0	0	0	0	0	0	0	0	0	0	0	0	0	0	0	0	0	0	W	37-20											
11/10	at Bengals	P	0	0	0	0.0	0.0	0	0	0	0	0	0	0	0	0	0	0	0	0	0	0	0	0	0	W	49-13											
11/17	Texans	P	0	0	0	0.0	0.0	0	0	0	0	0	0	0	0	0	0	0	0	0	0	1	1	0	0	W	41-7											
11/25	at Rams		INACTIVE																																	W	45-6	
12/01	49ers		INACTIVE																																		W	20-17
12/08	at Bills		INACTIVE																																	W	24-17	
12/12	Jets		INACTIVE																																	W	42-21	
12/22	at Browns		INACTIVE																																	W	31-15	
12/29	Steelers	S	1	1	0	0.0	0.0	1	4	0	0	0	0	0	0	0	0	0	0	0	0	0	0	0	0	W	28-10											
2019 TOTALS		9-3	14	13	1	0.0	0.0	1	4	0	0	0	0	0	2	0	0	0	0	0	0	1	1	0	0	0	14-2											

+ - Overtime

2018 GAME-BY-GAME REGULAR-SEASON STATISTICS (RAVENS)

DATE	OPPONENT	P/S	TACKLES							INTERCEPTIONS				O. FUMB			ST				MISC		W/L	SCORE															
			TK	S	A	SK	YDS	TFL	YDS	QBH	NO	YDS	LG	TD	PD	FF	FR	TD	YDS	TK	S	A			FF	FR	S	A											
09/09	Bills	P	1	1	0	0.0	0.0	0	0	0	0	0	0	0	1	0	0	0	0	1	1	0	0	0	0	0	W	47-3											
09/13	at Bengals	P	0	0	0	0.0	0.0	0	0	0	0	0	0	0	0	0	0	0	0	0	0	0	0	0	0	0	L	23-34											
09/23	Broncos		INACTIVE																																			W	27-14
09/30	at Steelers		INACTIVE																																			W	26-14
10/07	at Browns		INACTIVE																																			L	9-12+
10/14	at Titans		INACTIVE																																			W	21-0
10/21	Saints		INACTIVE																																			L	23-24
10/28	at Panthers	P	0	0	0	0.0	0.0	0	0	0	0	0	0	0	0	0	0	0	0	0	0	0	0	0	0	0	L	21-36											
11/04	Steelers	P	0	0	0	0.0	0.0	0	0	0	0	0	0	0	0	0	0	0	0	0	0	0	0	0	0	0	L	16-23											
11/18	Bengals	P	0	0	0	0.0	0.0	0	0	0	0	0	0	0	0	0	0	0	0	0	0	0	0	0	0	W	24-21												
11/25	Raiders	P	0	0	0	0.0	0.0	0	0	0	0	0	0	0	1	0	0	0	0	0	0	0	0	0	0	0	W	34-17											
12/02	at Falcons	P	0	0	0	0.0	0.0	0	0	0	0	0	0	0	0	0	0	0	0	0	0	0	0	0	0	0	W	26-16											
12/09	at Chiefs	P	2	2	0	0.0	0.0	0	0	0	0	0	0	0	0	0	0	0	0	0	0	0	0	0	0	0	L	24-27+											
12/16	Buccaneers	P	0	0	0	0.0	0.0	0	0	0	0	0	0	0	0	0	0	0	0	0	0	0	0	0	0	0	W	20-12											
12/22	at Chargers	P	0	0	0	0.0	0.0	0	0	0	0	0	0	0	0	0	0	0	0	0	0	0	0	0	0	0	W	22-10											
12/30	Browns	P	0	0	0	0.0	0.0	0	0	0	0	0	0	0	0	0	0	0	0	0	1	1	0	0	0	0	W	26-24											
2018 TOTALS		11-0	3	3	0	0.0	0.0	0	0	0	0	0	0	0	2	0	0	0	0	2	2	0	0	0	0	0	10-6												

+ - Overtime

2020 GAME-BY-GAME POSTSEASON STATISTICS (RAVENS)


DATE	OPPONENT	P/S	TACKLES							INTERCEPTIONS				O. FUMB			ST				MISC		W/L	SCORE				
			TK	S	A	SK	YDS	TFL	YDS	QBH	NO	YDS	LG	TD	PD	FF	FR	TD	YDS	TK	S	A			FF	FR	S	A
01/10	at Titans	P	0	0	0	0.0	0.0	0	0	0	0	0	0	0	0	0	0	0	0	0	1	1	0	0	0	0	W	20-13
01/16	at Bills	S	1	1	0	0.0	0.0	0	0	0	0	0	0	0	0	0	0	0	0	0	0	0	0	0	0	0	L	3-17
2020 TOTALS		2-1	1	1	0	0.0	0.0	0	0	0	0	0	0	0	0	0	0	0	0	1	1	0	0	0	0	0	1-1	

2019 GAME-BY-GAME POSTSEASON STATISTICS (RAVENS)

DATE	OPPONENT	P/S	TACKLES							INTERCEPTIONS				O. FUMB			ST				MISC		W/L	SCORE															
			TK	S	A	SK	YDS	TFL	YDS	QBH	NO	YDS	LG	TD	PD	FF	FR	TD	YDS	TK	S	A			FF	FR	S	A											
01/11	Titans		INACTIVE																																			L	12-28
2019 TOTALS			0	0	0	0.0	0.0	0	0	0	0	0	0	0	0	0	0	0	0	0	0	0	0	0	0	0	0-1												

2018 GAME-BY-GAME POSTSEASON STATISTICS (RAVENS)

DATE	OPPONENT	P/S	TACKLES							INTERCEPTIONS				O. FUMB			ST				MISC		W/L	SCORE				
			TK	S	A	SK	YDS	TFL	YDS	QBH	NO	YDS	LG	TD	PD	FF	FR	TD	YDS	TK	S	A			FF	FR	S	A
01/06	Chargers	P	0	0	0	0.0	0.0	0	0	0	0	0	0	0	0	0	0	0	0	0	1	1	0	0	0	0	L	17-23
2018 TOTALS		1-0	0	0	0	0.0	0.0	0	0	0	0	0	0	0	0	0	0	0	0	1	1	0	0	0	0	0	0-1	



KALON^{CB} BARNES

HEIGHT: 6-0
WEIGHT: 186
COLLEGE: Baylor
BORN: December 16, 1998

HOW ACQUIRED: FA '23
NFL EXPERIENCE: 2nd year
BIRTHPLACE: Silsbee, TX



PRO CAREER

- ✦ Has played in two regular-season games in his two-year NFL career (Cleveland 2023; N.Y. Jets 2023; Pittsburgh 2023; Minnesota 2022-23; Miami 2022; Carolina 2022)
- ✦ Made NFL debut in Week 16 of 2022 (vs. N.Y. Giants)

2023 (BROWNS/JETS/STEELERS/VIKINGS)

- ✦ Spent time on the practice squads of Cleveland, N.Y. Jets, Pittsburgh and Minnesota
- ✦ Did not play in a regular-season game

2022 (PANTHERS/DOLPHINS/VIKINGS)

- ✦ Signed to the Vikings 53-man roster (Dec. 14)
- ✦ Played in two regular-season games (Week 16 vs. N.Y. Giants and Week 18 at Chicago)
- ✦ Spent training camp with Carolina before signing with the Miami practice squad

TRANSACTIONS

- ✦ Signed a Reserve/Future contract with Pittsburgh on Jan. 23, 2024
- ✦ Signed to the Cleveland practice squad on Jan. 10, 2024
- ✦ Signed to the N.Y. Jets practice squad on Oct. 4, 2023
- ✦ Signed to the Steelers practice squad on Sept. 15, 2023
- ✦ Waived by the Vikings on Aug. 28, 2023
- ✦ Signed to the Minnesota active roster on Dec. 14, 2022
- ✦ Signed to the Miami practice squad on Sept. 1, 2022
- ✦ Waived by Carolina on Aug. 30, 2022
- ✦ Signed a four-year contract with the Panthers on May 13, 2022
- ✦ Drafted by Carolina in the seventh round (242nd overall) of the 2022 NFL Draft

PERSONAL

- ✦ Attended Silsbee H.S. (Texas), where he helped his team to 7-5 record in 2017 and recorded 600 receiving yards, nine TDs, four return TDs and four INTs on defense
- ✦ Dave Campbell's Texas Football Texas Top 300
- ✦ Four-star prospect according to ESPN
- ✦ Ranked as the No. 52 wide receiver nationally
- ✦ Nickname is "Boogie"
- ✦ Moved to cornerback from wide receiver during fall camp in 2018
- ✦ Previous member of the Baylor track and field team
- ✦ Majored in health, kinesiology and leisure studies

COLLEGE

- ✦ Appeared in 41 games (15 starts) in four-year career at Baylor (2018-21)
- ✦ Registered 69 tackles (53 solo), 17 passes defended, three tackles for loss, three interceptions, 1.0 sack and one forced fumble.
- ✦ In 2021 as a senior, started 10 games at cornerback and recorded 23 tackles, five pass breakups, an interception and fumble recovery
- ✦ As a junior in 2020, played in six games (five starts) at cornerback and tallied 13 tackles, including two TFLs, three pass breakups and an interception
- ✦ In 2019 as a sophomore, appeared in all 14 games, finishing with 22 total tackles (eight solo), one forced fumble, one interception and five pass breakups
- ✦ In 2018 as a freshman, appeared in 11 of 12 games

KALON BARNES' NFL REGULAR SEASON DEFENSIVE STATISTICS

DATE	TEAM	GP	GS	TACKLES							INTERCEPTIONS					O. FUMB.					ST			MISC.			
				TK	S	A	TFL	YDS	SK	YDS	QBH	NO	YDS	LG	TD	PD	FF	FR	TD	YDS	TK	S	A	FF	FR	S	A
2022	Panthers	0	0	0	0	0	0	0	0	0.0	0.0	0	0	0	0	0	0	0	0	0	0	0	0	0	0	0	
Went from Carolina to Miami.																											
2022	Dolphins	0	0	0	0	0	0	0	0	0.0	0.0	0	0	0	0	0	0	0	0	0	0	0	0	0	0	0	0
2022	TOTAL	0	0	0	0	0	0	0	0	0.0	0.0	0	0	0	0	0	0	0	0	0	0	0	0	0	0	0	0
2023	Vikings	0	0	0	0	0	0	0	0	0.0	0.0	0	0	0	0	0	0	0	0	0	0	0	0	0	0	0	0
Went from Minnesota to Pittsburgh.																											
2023	Steelers	0	0	0	0	0	0	0	0	0.0	0.0	0	0	0	0	0	0	0	0	0	0	0	0	0	0	0	0
2023	TOTAL	0	0	0	0	0	0	0	0	0.0	0.0	0	0	0	0	0	0	0	0	0	0	0	0	0	0	0	0
NFL TOTALS		0	0	0	0	0	0	0	0	0.0	0.0	0	0	0	0	0	0	0	0	0	0	0	0	0	0	0	0



TYLER ^{G/T} BEACH

HEIGHT: 6-6
WEIGHT: 290
COLLEGE: Wisconsin
BORN: June 14, 1999

HOW ACQUIRED: FA '24
NFL EXPERIENCE: 1st year
BIRTHPLACE: Grafton, WI



PRO CAREER

- ✦ Has yet to make NFL debut

TRANSACTIONS

- ✦ Signed a Reserve/Future contract with Pittsburgh on Jan. 18, 2024
- ✦ Waived by Houston on Aug. 29, 2023
- ✦ Signed with the Texans as an undrafted rookie free agent on May 11, 2023

PERSONAL

- ✦ Parents are Bruce and Kathy Beach
- ✦ Father played football at Air Force (1985) and Ohio Northern (1986-87)
- ✦ Brother, Zach, was three-year letterwinner at nose tackle at Colorado Mesa University, earning all-conference honors
- ✦ Enjoys fishing and target shooting
- ✦ Volunteered with community mentorship program and fishing outings with disabled veterans

COLLEGE

- ✦ Played in 57 games (29 starts) in six-year career at Wisconsin (2017-22)
- ✦ According to Pro Football Focus, only allowed 1.0 sack in 2022
- ✦ In 2021, helped pave the way for the No. 2 rushing offense in the Big Ten (210.9 avg.) and the second-leading rusher in the conference (Braelon Allen, 105.7 avg.)
- ✦ 2021 All-Big Ten third team (coaches), All-Big Ten honorable mention (media)
- ✦ 2020 All-Big Ten honorable mention (coaches)

TYLER BEACH'S NFL REGULAR SEASON STATISTICS

DATE	TEAM	GP	GS
2023	Texans	0	0
NFL TOTALS		0	0



KEANU ^{DT} BENTON

HEIGHT: 6-4
WEIGHT: 309
COLLEGE: Wisconsin
BORN: July 17, 2001

HOW ACQUIRED: D2b '23
NFL EXPERIENCE: 2nd year
BIRTHPLACE: Janesville, WI

95



PRO CAREER

- ✦ Has played in 17 career regular-season games (nine starts) in one-year NFL career (Pittsburgh 2023)
- ✦ Has registered 36 tackles (16 solo), 1.0 sack, two passes defended, eight quarterback hits, two forced fumbles and one tackle for loss
- ✦ Collected his first career sack in Week 3 of 2023 at Las Vegas
- ✦ Made NFL debut in Week 1 of 2023 (vs. San Francisco)
- ✦ Made NFL starting debut in Week 5 of 2023 (vs. Baltimore)

2023 (STEELERS)

- ✦ Played in 17 regular-season games (nine starts)
- ✦ Registered 36 tackles (16 solo), 1.0 sack, two passes defended, eight quarterback hits, two forced fumbles and one tackle for loss
- ✦ Collected his first career sack in Week 3 at Las Vegas
- ✦ Recorded a career-high six tackles (three solo), two quarterback hits and one pass defended in Week 10 vs. Green Bay
- ✦ Registered two quarterback hits in both Week 7 at L.A. Rams and Week 17 at Seattle
- ✦ Forced fumbles in both Week 4 at Houston and Week 13 vs. Arizona

TRANSACTIONS

- ✦ Signed four-year contract with Pittsburgh on June 23, 2023
- ✦ Drafted by the Steelers in the second round (49th overall) of the 2023 NFL Draft

PERSONAL

- ✦ Three-star recruit by 247 Sports, ESPN and Rivals
- ✦ First-team All-State by Associated Press as a senior
- ✦ All-Region and All-Big Eight Conference as a senior
- ✦ Named Janesville Gazette All-Area Player of the Year
- ✦ Finished senior season with 75 tackles, 7.0 TFLs, 2.0 sacks and a fumble recovery
- ✦ Two-time state qualifier in wrestling, finishing as Division 1 runner-up at 285 pounds as a junior with a 48-2 record
- ✦ Coach was Adam Bunderson
- ✦ Parents are La'Tasha Benton and Troy Rodriguez

COLLEGE

- ✦ Appeared in 45 games (36 starts) at Wisconsin (2019-22)
- ✦ Recorded 82 tackles (44 solo), 19.0 tackles for loss, 9.0 sacks, four pass breakups, two forced fumbles and two fumble recoveries
- ✦ 2022 All-Big Ten third team (coaches)
- ✦ 2021 All-Big Ten second team (coaches)
- ✦ 2021 All-Big Ten honorable mention (media)
- ✦ Played and started all 12 regular season games at nose tackle in 2022
- ✦ Registered 36 tackles, 10.0 TFLs and 4.5 sacks as a senior
- ✦ Totaled five tackles, three solo, at Ohio State
- ✦ Recorded 2.0 sacks vs. Illinois
- ✦ Registered four tackles and recorded a sack vs. Maryland
- ✦ Logged another sack, and four solo tackles, at Nebraska
- ✦ Totaled 7.0 TFLs over the season's final four games

KEANU BENTON'S NFL REGULAR SEASON DEFENSIVE STATISTICS

DATE	TEAM	GP	GS	TACKLES						INTERCEPTIONS						O. FUMB			ST				MISC.				
				TK	S	A	TFL	YDS	SK	YDS	QBH	NO	YDS	LG	TD	PD	FF	FR	TD	YDS	TK	S	A	FF	FR	S	A
2023	Steelers	17	9	36	16	20	1	9	1.0	9.0	8	0	0	0	2	2	0	0	0	0	0	0	0	0	0	0	0
NFL TOTALS		17	9	36	16	20	1	9	1.0	9.0	8	0	0	0	2	2	0	0	0	0	0	0	0	0	0	0	0

KEANU BENTON'S NFL POSTSEASON DEFENSIVE STATISTICS

DATE	TEAM	GP	GS	TACKLES						INTERCEPTIONS						O. FUMB			ST				MISC.				
				TK	S	A	TFL	YDS	SK	YDS	QBH	NO	YDS	LG	TD	PD	FF	FR	TD	YDS	TK	S	A	FF	FR	S	A
2023	Steelers	1	0	5	1	4	0	0	0.0	0.0	0	0	0	0	0	0	0	0	0	0	0	0	0	0	0	0	0
NFL TOTALS		1	0	5	1	4	0	0	0.0	0.0	0	0	0	0	0	0	0	0	0	0	0	0	0	0	0	0	0

SINGLE-GAME HIGHS: DEFENSIVE

Total Tackles 6 vs. Green Bay Packers, Nov 12, 2023
 4 at Cleveland Browns, Nov 19, 2023
 ...1 more at 4.
 Solo Tackles 3 vs. Green Bay Packers, Nov 12, 2023
 2 at Cleveland Browns, Nov 19, 2023
 ...2 more at 2.
 Sacks 1.0 at Las Vegas Raiders, Sep 24, 2023

Passes Defensed 1 vs. Arizona Cardinals, Dec 03, 2023
 1 vs. Green Bay Packers, Nov 12, 2023
 Forced Fumbles 1 vs. Arizona Cardinals, Dec 03, 2023
 1 at Houston Texans, Oct 01, 2023
 Tackles For Loss 1 at Las Vegas Raiders, Sep 24, 2023

SINGLE-GAME HIGHS - POSTSEASON: DEFENSIVE

Total Tackles 5 at Buffalo Bills, Jan 15, 2024
 Solo Tackles 1 at Buffalo Bills, Jan 15, 2024

2023 GAME-BY-GAME REGULAR-SEASON STATISTICS (STEELERS)

DATE	OPPONENT	P/S	TACKLES							INTERCEPTIONS					O. FUMB			ST				MISC		W/L	SCORE		
			TK	S	A	SK	YDS	TFL	YDS	QBH	NO	YDS	LG	TD	PD	FF	FR	TD	YDS	TK	S	A	FF			FR	S
09/10	49ers	P	3	1	2	0.0	0.0	0	0	0	0	0	0	0	0	0	0	0	0	0	0	0	0	0	0	L	7-30
09/18	Browns	P	2	0	2	0.0	0.0	0	0	0	0	0	0	0	0	0	0	0	0	0	0	0	0	0	0	W	26-22
09/24	at Raiders	P	1	1	0	1.0	9.0	1	9	1	0	0	0	0	0	0	0	0	0	0	0	0	0	0	0	W	23-18
10/01	at Texans	P	4	2	2	0.0	0.0	0	0	0	0	0	0	0	0	0	0	0	0	0	0	0	0	0	0	L	6-30
10/08	Ravens	S	3	1	2	0.0	0.0	0	0	1	0	0	0	0	0	0	0	0	0	0	0	0	0	0	0	W	17-10
10/22	at Rams	P	0	0	0	0.0	0.0	0	0	2	0	0	0	0	0	0	0	0	0	0	0	0	0	0	0	W	24-17
10/29	Jaguars	P	1	0	1	0.0	0.0	0	0	0	0	0	0	0	0	0	0	0	0	0	0	0	0	0	0	L	10-20
11/02	Titans	P	2	2	0	0.0	0.0	0	0	0	0	0	0	0	0	0	0	0	0	0	0	0	0	0	0	W	20-16
11/12	Packers	S	6	3	3	0.0	0.0	0	0	2	0	0	0	0	1	0	0	0	0	0	0	0	0	0	0	W	23-19
11/19	at Browns	S	4	2	2	0.0	0.0	0	0	0	0	0	0	0	0	0	0	0	0	0	0	0	0	0	0	L	16-13
11/26	at Bengals	S	2	1	1	0.0	0.0	0	0	0	0	0	0	0	0	0	0	0	0	0	0	0	0	0	0	W	16-10
12/03	Cardinals	S	2	1	1	0.0	0.0	0	0	0	0	0	0	0	1	0	0	0	0	0	0	0	0	0	0	L	10-24
12/07	Patriots	S	1	0	1	0.0	0.0	0	0	0	0	0	0	0	0	0	0	0	0	0	0	0	0	0	0	L	18-21
12/16	at Colts	S	2	1	1	0.0	0.0	0	0	0	0	0	0	0	0	0	0	0	0	0	0	0	0	0	0	L	13-30
12/23	Bengals	S	0	0	0	0.0	0.0	0	0	0	0	0	0	0	0	0	0	0	0	0	0	0	0	0	0	W	34-11
12/31	at Seahawks	S	0	0	0	0.0	0.0	0	0	2	0	0	0	0	0	0	0	0	0	0	0	0	0	0	0	W	30-23
01/06	at Ravens	P	3	1	2	0.0	0.0	0	0	0	0	0	0	0	0	0	0	0	0	0	0	0	0	0	0	W	17-10
2023 TOTALS			17-9	36	16	20	1.0	9.0	1	9	8	0	0	0	0	2	2	0	0	0	0	0	0	0	0	10-7	

2023 GAME-BY-GAME POSTSEASON STATISTICS (STEELERS)

DATE	OPPONENT	P/S	TACKLES							INTERCEPTIONS					O. FUMB			ST				MISC		W/L	SCORE		
			TK	S	A	SK	YDS	TFL	YDS	QBH	NO	YDS	LG	TD	PD	FF	FR	TD	YDS	TK	S	A	FF			FR	S
01/15	at Bills	P	5	1	4	0.0	0.0	0	0	0	0	0	0	0	0	0	0	0	0	0	0	0	0	0	0	L	17-31
2023 TOTALS			1-0	5	1	4	0.0	0.0	0	0	0	0	0	0	0	0	0	0	0	0	0	0	0	0	0	0-1	



BEANIE^{CB} BISHOP JR.

HEIGHT: 5-10
WEIGHT: 184
COLLEGE: West Virginia
BORN: December 17, 1999

HOW ACQUIRED: UDFA '24
NFL EXPERIENCE: R
BIRTHPLACE: Louisville, KY

30



PRO CAREER

- ✦ Has yet to make NFL debut

TRANSACTIONS

- ✦ Signed with Pittsburgh as an undrafted free agent on May 9, 2024

PERSONAL

- ✦ Earned Class 6A All-District 3 honors at wide receiver, defensive back and special teams returner
- ✦ Named the Greater Louisville Offensive Player of the Game at the 2017 Best of the Bluegrass All-Star Game
- ✦ As a junior, recorded 38 tackles and made two interceptions
- ✦ Made 24 catches for 697 yards and seven touchdowns
- ✦ 247Sports ranked him as a two-star recruit and as the No. 19 player in Kentucky and the 198th player nationally at his position
- ✦ Son of Shannon Bishop Sr. and Lissa Harrison
- ✦ One of four children
- ✦ Graduated with his bachelor's degree in human resource development at Minnesota in May 2023
- ✦ Cousin Joe Brown played college football at Western Kentucky 34 TDs

COLLEGE

- ✦ Played one season at West Virginia (2023), one season at Minnesota (2022) and four seasons at Western Kentucky (2018-21)
- ✦ Named a Consensus All-American in 2023, 13th player and second cornerback in school history to receive the recognition
- ✦ Led the nation in 2023 with 24 passes defended and 20 pass breakups
- ✦ Ranked second in the FBS with 17 forced incompletions and tied for 19th with four interceptions
- ✦ Started all 13 games at cornerback
- ✦ Named All-Big 12 Conference First Team
- ✦ Chuck Bednarik Award semifinalist
- ✦ Registered 67 tackles (54 solo) and returned four kickoffs (17.3 avg.) and two punts (41.0 avg.), including a 78-yard return for TD vs. North Carolina
- ✦ Recorded seven or more tackles in five games and two or more pass breakups in five games
- ✦ Season-high nine tackles (seven solo) and two pass breakups against TCU
- ✦ Recorded five tackles (four solo) and a season-high five pass breakups against BYU
- ✦ His five pass breakups tied for most in a single-game nationally during the 2023 season
- ✦ Participated in the 2023 East-West Shrine Bowl

BEANIE BISHOP JR.'S COLLEGE DEFENSIVE STATISTICS

DATE	TEAM	GP	GS	TACKLES							INTERCEPTIONS					O. FUMB			ST				MISC				
				TK	S	A	TFL	YDS	SK	YDS	QBH	NO	YDS	LG	TD	PD	FF	FR	TD	YDS	TK	S	A	FF	FR	S	A
2023	West Virginia	13	13	67	54	13	0.5	1.0	0.0	0.0	0	4	86	40	0	20	0	0	0	0	0	0	0	0	0	0	0
TOTALS		13	13	67	54	13	0.5	1.0	0.0	0.0	0	4	86	40	0	20	0	0	0	0	0	0	0	0	0	0	0



CHRIS ^K BOSWELL

HEIGHT: 6-2
WEIGHT: 165
COLLEGE: Rice
BORN: March 16, 1991

HOW ACQUIRED: FA '15
NFL EXPERIENCE: 10th year
BIRTHPLACE: Fort Worth, TX



PRO CAREER

- † Earned a Pro Bowl selection in 2017
- † Has played in 133 games over his nine-year NFL career (all with the Steelers)
- † One of three current Steelers who have played at least 100 regular-season games for the franchise (Cameron Heyward 194; Chris Boswell 133; T.J. Watt 104)
- † Has made 231-of-265 field goal attempts (87.2%), including 103-of-130 (79.2%) on attempts of 40 yards or longer since joining the Steelers in 2015
- † Totaled 969 career points on 231 field goals and 276 extra-points made
- † Twice Named AFC Special Teams Player of the Month (December 2015, January 2015)
- † Twice Named AFC Special Teams Player of the Week (Week 6, 2015 and Week 13, 2017)
- † Made NFL debut in Week 5 of 2015 (at San Diego)

CAREER HIGHLIGHTS (REGULAR SEASON)

- † His 87.2 field goal percentage ranks second among all NFL kickers with at least 250 field goal attempts since 2015
- † Owns the franchise record in career field goal percentage (231-265, 87.2), min. 200 field goal attempts
- † Ranks second in franchise history with 969 career points
- † Ranks second in franchise history with 231 career field goals made
- † One of three players in team history with at least 200 career field goals
- † Owns the franchise record in single-season field goal percentage (2020, 19-20, 95.0)
- † Owns five of the top 10 marks in single-season field goal percentage (2015, 2017, 2019, 2020 and 2023)
- † Owns the franchise record with 25 consecutive field goals made (2019-20, 25)
- † Ranks fourth in franchise history with 276 career extra-points made
- † Has converted three or more field goals in a game 38 times
- † Has converted four or more field goals in a game 12 times
- † Has made 74-of-80 field goal attempts in his NFL career in the fourth quarter and overtime
- † Ranks third in field goal percentage (92.5%) in the fourth quarter and overtime among all NFL kickers with at least 50 such field goal attempts since 2000
- † Has made 32 of 35 career field goals (91.4%) in the final five minutes of regulation and overtime
- † Ranks fourth in field goal percentage (91.4%) in the final five minutes of regulation and overtime among all NFL kickers with at least 30 such field goal attempts since 2000
- † Has registered a franchise-record 10 career game-winning field goals (last five min. of the fourth quarter or overtime)
- † Has made 17 of 20 career field goals (85.0%) in the final two minutes of regulation and overtime (including playoffs)
- † Has made 30-of-37 field goal attempts in his NFL career from 50+ yards, including 23 of his last 27
- † Made nine straight made field goals of 50+ yards (2019-21), which was tied for the 10th-longest such streak in the NFL since the start of the 1983 season
- † Made at least 20 field goals in eight of his nine seasons in the NFL
- † Owns the longest FG made in Acrisure Stadium with a 59-yarder vs the New York Jets in Week 4 of 2022
- † No kicker made a field goal of at least 50 yards in the first nine seasons of Acrisure Stadium (2001-09) and, prior to Boswell joining the Steelers in 2015, Acrisure Stadium witnessed just four field goals of at least 50 yards
- † Has 23 career field goals of at least 50 yards at Acrisure Stadium
- † His 30 field goals made from 50+ yards are the most in Steelers history (Gary Anderson and Jeff Reed shared the previous franchise record with eight)
- † His 81.0 field goal percentage on field goal attempts of 50+ yards is the best in the NFL since the 1970 AFL-NFL merger (min. 30 field goal attempts of 50 yards)
- † Has now converted on the six longest field goals in franchise history and 11 of the 18 longest
- † Has completed three seasons (2016: 36-36 / 2019: 28-28 / 2022: 18-18) without missing an extra point
- † Set a single-season franchise record for field goals made in 2021 (36)
- † Set a single-season franchise record for points in 2017 (142)
- † One of four players to convert all field goal attempts of 50+ yards in 2017
- † First player to kick three field goals to win three consecutive games (2017), with the clock reading 0:00 at the end of the play since 2004 (Ryan Longwell)
- † Tied franchise regular-season single game record for most field goals made (six, Week 16 of 2016 at Cincinnati)
- † Set franchise regular-season record in 2015 for most field goals made by a rookie/first-year player with 29
- † Set franchise regular-season record in 2015 for most points (113) by a rookie/first-year player
- † His 90.6 single-season field goal percentage in 2015 ranked first among rookie/first-year players in franchise history (min. 10 attempts)

CAREER HIGHLIGHTS (POSTSEASON)

- † Has played in nine postseason games over his eight-year NFL career (all with the Steelers)
- † Totaled 68 career points on 17 field goals and 17 extra-points made
- † Registered a touchback on 23 of his 44 career postseason kickoffs (52.3%)
- † Has converted 17 of 17 postseason field goal attempts in his career (100.0%)
- † Has made 17 postseason field goals, which ranks first in franchise history
- † Became the first player in NFL postseason history to convert each of his first 15 field goal attempts during the 2016 postseason
- † Extended his NFL playoff record for consecutive field goals made to begin a postseason career to 17 with a 40-yard field goal at Buffalo in the Super Wild Card round of 2023 playoffs
- † Scored 68 career postseason points, which ranks sixth in franchise history
- † Has attempted 17 postseason field goals, which is the fourth-most in franchise history.
- † Set the NFL and Steelers' record for most field goals made in a single postseason game (6, AFC Divisional Playoff 1/15 at Kansas City) during the 2016 postseason
- † Set the team record for most field goals made (eight) in a single postseason in team history during the 2016 postseason

2023 (STEELERS)

- ✦ Played in 17 games
- ✦ Converted 29 of 31 field goals and 27 of 28 extra points
- ✦ His 93.5 field goal percentage was sixth-highest in the NFL among all kickers with at least 30 field goal attempts
- ✦ Converted six field goals of 50+ yards
- ✦ His six field goals of 50+ yards were tied for the 10th-most in the NFL
- ✦ His 85.7 percentage on field goals of 50+ yards was sixth-highest in the NFL among all kickers with at least seven field goal attempts of 50+ yards
- ✦ His two misses on the season came from 45 and 61 yards

2022 (STEELERS)

- ✦ Played in 12 games (spent Weeks 8 through 13 on the Reserve/Injured List)
- ✦ Converted 20 of 28 field goals and 18 of 18 extra points
- ✦ Converted seven field goals of 50-plus yards
- ✦ Broke his own record for the longest field goal made at Acrisure Stadium, converting a 59-yarder in Week 4 vs. the New York Jets
- ✦ Recorded his third season without missing an extra point after going 18 for 18
- ✦ Won the game for the Steelers in overtime in Week 1 at Cincinnati by making a 53-yard field goal with no time left on the clock

2021 (STEELERS)

- ✦ Played in all 17-regular season games
- ✦ Converted 36 of 40 field goals and 27 of 29 extra points
- ✦ Converted three or more field goals in a single game eight times
- ✦ Broke his own record for the longest field goal made at Acrisure Stadium, converting a 56-yarder in the Steelers home opener vs Las Vegas in Week 2
- ✦ Broke his own single-season franchise record for field goals made with 36
- ✦ First player in NFL history to make two 50+ yard field goals, make a game-winning field goal and recover an opponent's fumble all in the same game (Week 9 vs. Chicago)
- ✦ Notched his 100th career game in Week 14 (at Minnesota)

2020 (STEELERS)

- ✦ Saw action in all 16 games during the regular season and the AFC Divisional Playoff game vs. Cleveland
- ✦ Converted 19 of 20 field goals for a career-high 95.0 field goal percentage – the highest single season field goal percentage in franchise history
- ✦ Made a franchise record 25 consecutive field goals, which was the longest active streak in the NFL when it ended in Week 11 of 2020 at Jacksonville

2019 (STEELERS)

- ✦ Saw action in 16 games
- ✦ Converted 29 of 31 field goals for a career-high 93.5 field goal percentage – the second-highest single season field goal percentage in franchise history
- ✦ Became the sixth player in team history with at least 100 field goals made

2018 (STEELERS)

- ✦ Saw action in 15 games
- ✦ Converted 13 of 20 field goals and added a career-high 43 extra points, which marked the eighth-most in a season in team history
- ✦ Converted seven extra points – tied for the second-most in a single game in team history

2017 (STEELERS)

- ✦ Saw action in all 16 games during the regular season and the AFC Divisional Playoff game vs. Jacksonville
- ✦ Set single-season franchise records for field goals made (35) and points (142)
- ✦ Finished tied for fourth in the NFL in points and tied for fifth in field goals made
- ✦ Converted all field goal attempts of 50+ yards
- ✦ Recorded four game-winning field goals (field goals within one minute of regulation or overtime)
- ✦ Kicked three field goals to win games with the clock reading 0:00 at the end of the play, tying the most in single-season history since the merger in 1970
- ✦ Broke a tie with Mike Clark (1964-67: 57) for the sole possession of the eighth-most field goals made in franchise history on his 29-yard field goal in the first quarter vs. Jacksonville in Week 5
- ✦ Surpassed Lou Michaels (62) for the seventh-most field goals made in franchise history vs. Cincinnati in Week 7
- ✦ Converted five field goal attempts, (22-, 24-, 41-, 49- and 25-yards), tying as the fourth-most in a single-game in franchise history and the second-most in his NFL career (6, Dec. 18, 2016 at Cincinnati) vs. Cincinnati in Week 7
- ✦ Named AFC Special Teams Player of the Week in Week 13 at Cincinnati when he converted each of his three field goal attempts, 30-, 37- and 38-yards
- ✦ His 38-yard game-winning field goal was the fourth game-winning kick in his regular-season career (within one minute of regulation or overtime)

2016 (STEELERS)

- ✦ Played in 15 games during the regular season (inactive due to an abdominal injury 12/4 vs. N.Y. Giants) and in all three postseason contests
- ✦ Connected on a single-season career-high 11 made field goals from 40-49 yards during the regular season
- ✦ Perfect 36-of-36 on PATs during the regular season
- ✦ Totaled a single-season career-high 49 touchbacks in the regular season
- ✦ Connected on eight-of-eight on FGs during the postseason, setting a franchise record for most field goals made in a single postseason in franchise history
- ✦ Set the franchise record for most field goals made from 40 yards or longer in a single game (five) in Week 15 at Cincinnati
- ✦ His five made field goals from 40 yards or longer are tied for the most in a single game in NFL history (Mason Crosby, 11/22/15) since 1960
- ✦ Set the NFL and Steelers' record for most field goals made in a single postseason game (six) at Kansas City in the AFC Divisional Playoff
- ✦ First Steeler to record multiple games with at least four made field goals during the postseason

2015 (STEELERS)

- ✦ Saw action in 12 games during the regular season and in both postseason contests after being signed on October 3
- ✦ His 29 made field goals during the regular season are tied for the sixth-most field goals made in a single regular season in team history
- ✦ His 90.6% field goal accuracy is tied for sixth on the team's all-time single regular season field goal percentage list
- ✦ Seventh kicker in team history to record 110 points in a single season
- ✦ Second player in team history (Gary Anderson, 1989) to record multiple games with at least three made field goals in a single postseason
- ✦ Made all four of his field goal attempts (47, 48, 51 and 28) vs. Arizona in Week 6 and was named AFC Special Teams Player of the Week
- ✦ Connected on a game-winning 18-yarder – first of his career – with two seconds remaining in the game vs. Oakland in Week 9
- ✦ Totaled at least 10 points in six straight games, tying a franchise record held by Gary Anderson (1985)
- ✦ Kicked a game-winning 35-yarder with 14 seconds remaining in the AFC Wild Card Game at Cincinnati and set the record for the most field goals made by a rookie/first-year player in a playoff game
- ✦ Ninth rookie/first-year kicker in NFL history to reach 20 points in a single postseason
- ✦ His seven field goals made in a single postseason were the second-most in NFL history by a rookie/first-year player

2014 (TEXANS)

- ✦ Spent one week (Week 3) on the Texans' practice squad

TRANSACTIONS

- ✦ Signed a four-year contract extension with Pittsburgh on Aug. 1, 2022
- ✦ Signed a four-year contract extension with Pittsburgh on Aug. 23, 2018
- ✦ Signed a one-year contract with Pittsburgh on March 12, 2018
- ✦ Signed a one-year reserve/future contract with Pittsburgh on Feb. 2, 2017
- ✦ Signed a two-year contract with the Steelers on October 3, 2015
- ✦ Released by the N.Y. Giants on September 5, 2015
- ✦ Signed by the Giants on September 2, 2015
- ✦ Released by the Giants on August 16, 2015
- ✦ Signed by the Giants on January 7, 2015
- ✦ Released from the Houston Texans' practice squad on September 30, 2014
- ✦ Added to the Texans' practice squad on September 24, 2014
- ✦ Released by the Texans on August 30, 2014
- ✦ Originally signed with the Texans as an undrafted rookie agent on May 16, 2014

PERSONAL

- ✦ Attended Fossil Ridge High School (Forth Worth, Texas)
- ✦ Four-time, All-District 5-5A selection
- ✦ Converted on 39-of-43 field goals in his career and was perfect on 172 career PAT attempts
- ✦ Named AP All-State first team and to the Texas Sportswriters Association Class 5A All-State second team as a senior
- ✦ Selected to play in the 2009 US Army All-American Bowl in San Antonio
- ✦ Also played baseball and soccer
- ✦ Son of Rick and Dawn Boswell
- ✦ Full name: Christopher Lynn Boswell

COLLEGE

- ✦ Saw action in 51 games for Rice (2010-13), both as a kicker and punter
- ✦ Finished his career 65-of-88 on field goals and 164-172 on PATs for a total of 359 points
- ✦ His 65 field goals and 164 PATs were both school records when his career ended
- ✦ His 65 career field goals were also the third-most in Conference USA history when his career ended
- ✦ Added 16 punts for 647 yards (40.4 avg.)
- ✦ Selected to play in the Senior Bowl following the 2013 season
- ✦ Named Conference USA Special Teams Player of the Week three times
- ✦ Set then school single-season records for field goals (23) and points (114) in 2012
- ✦ Named First-Team All-Conference USA by Rivals.com, second team by Phil Steele and was an honorable mention selection by Conference USA coaches in 2011
- ✦ Earned All-Freshman honors from league coaches in 2010
- ✦ Majored in kinesiology

CHRIS BOSWELL'S NFL REGULAR SEASON KICKING STATISTICS

DATE	TEAM	GP	FGM	FGA	PCT.	LG	XP	XPA	PCT.	BLK	PTS
2015	Steelers	12	29	32	90.6	51	26	27	96.3	0	113
2016	Steelers	15	21	25	84.0	49	36	36	100.0	1	99
2017	Steelers	16	35	38	92.1	53	37	39	94.9	1	142
2018	Steelers	15	13	20	65.0	50	43	48	89.6	1	82
2019	Steelers	16	29	31	93.5	51	28	28	100.0	0	115
2020	Steelers	13	19	20	95.0	59	34	38	89.5	0	91
2021	Steelers	17	36	40	90.0	56	27	29	93.1	0	135
2022	Steelers	12	20	28	71.4	59	18	18	100.0	1	78
2023	Steelers	17	29	31	93.5	57	27	28	96.4	0	114
NFL TOTALS		133	231	265	87.2	59	276	291	94.8	4	969

CHRIS BOSWELL'S NFL POSTSEASON KICKING STATISTICS

DATE	TEAM	GP	FGM	FGA	PCT.	LG	XP	XPA	PCT.	BLK	PTS
2015	Steelers	2	7	7	100.0	47	1	1	100.0	0	22
2016	Steelers	3	8	8	100.0	45	3	5	60.0	0	27
2017	Steelers	1	0	0	0.0	0	6	6	100.0	0	6
2020	Steelers	1	1	1	100.0	49	2	2	100.0	0	5
2021	Steelers	1	0	0	0.0	0	3	3	100.0	0	3
2023	Steelers	1	1	1	100.0	40	2	2	100.0	0	5
NFL TOTALS		9	17	17	100.0	49	17	19	89.5	0	68

CHRIS BOSWELL'S NFL REGULAR SEASON FIELD-GOAL ACCURACY STATISTICS

DATE	TEAM	1-19	PCT.	20-29	PCT.	30-39	PCT.	40-49	PCT.	50+	PCT.
2015	Steelers	1-1	100.0	9-9	100.0	8-8	100.0	9-12	75.0	2-2	100.0
2016	Steelers	0-0	0.0	2-2	100.0	8-9	88.9	11-12	91.7	0-2	0.0
2017	Steelers	0-0	0.0	10-10	100.0	12-14	85.7	9-10	90.0	4-4	100.0
2018	Steelers	0-0	0.0	3-3	100.0	4-6	66.7	5-10	50.0	1-1	100.0
2019	Steelers	1-1	100.0	11-11	100.0	7-7	100.0	9-10	90.0	1-2	50.0
2020	Steelers	0-0	0.0	5-5	100.0	6-6	100.0	7-8	87.5	1-1	100.0
2021	Steelers	0-0	0.0	9-9	100.0	8-9	88.9	11-13	84.6	8-9	88.9
2022	Steelers	0-0	0.0	4-4	100.0	4-5	80.0	5-10	50.0	7-9	77.8
2023	Steelers	0-0	0.0	9-9	100.0	7-7	100.0	7-8	87.5	6-7	85.7
NFL TOTALS		2-2	100.0	62-62	100.0	64-71	90.1	73-93	78.5	30-37	81.1

CHRIS BOSWELL'S NFL POSTSEASON FIELD-GOAL ACCURACY STATISTICS

DATE	TEAM	1-19	PCT.	20-29	PCT.	30-39	PCT.	40-49	PCT.	50+	PCT.
2015	Steelers	0-0	0.0	1-1	100.0	4-4	100.0	2-2	100.0	0-0	0.0
2016	Steelers	0-0	0.0	2-2	100.0	3-3	100.0	3-3	100.0	0-0	0.0
2017	Steelers	0-0	0.0	0-0	0.0	0-0	0.0	0-0	0.0	0-0	0.0
2020	Steelers	0-0	0.0	0-0	0.0	0-0	0.0	1-1	100.0	0-0	0.0
2021	Steelers	0-0	0.0	0-0	0.0	0-0	0.0	0-0	0.0	0-0	0.0
2023	Steelers	0-0	0.0	0-0	0.0	0-0	0.0	1-1	100.0	0-0	0.0
NFL TOTALS		0-0	0.0	3-3	100.0	7-7	100.0	7-7	100.0	0-0	0.0

SINGLE-GAME HIGHS: KICKER

Field Goals Made	6 at Cincinnati Bengals, Dec 18, 2016 5 vs. Cincinnati Bengals, Oct 22, 2017	Points	18 at Cincinnati Bengals, Dec 18, 2016 17 vs. Cincinnati Bengals, Oct 22, 2017
Field Goal Attempts	6 at Cincinnati Bengals, Dec 18, 2016 5 vs. Tennessee Titans, Dec 19, 2021 ...2 more at 5.	Special Teams Tackles	1 vs. Baltimore Ravens, Oct 06, 2019 1 vs. Cleveland Browns, Oct 28, 2018 ...5 more at 1.
Longest Field Goals Made	59 vs. New York Jets, Oct 02, 2022 59 at Dallas Cowboys, Nov 08, 2020	Kickoff Average	68.0 vs. Kansas City Chiefs, Oct 02, 2016 67.4 vs. Minnesota Vikings, Sep 17, 2017 ...1 more at 67.4.
Longest Field Goal Attempts	61 vs. Jacksonville Jaguars, Oct 29, 2023 59 vs. New York Jets, Oct 02, 2022 ...1 more at 59.	Extra Point Attempt Percentage	100.0 vs. Cleveland Browns, Oct 18, 2020 100.0 vs. Philadelphia Eagles, Oct 11, 2020 ...3 more at 100.0.
PATs Made	7 vs. Carolina Panthers, Nov 08, 2018 5 vs. Cleveland Browns, Oct 18, 2020 ...4 more at 5.	Field Goal Percentage	100.0 vs. Cleveland Browns, Jan 03, 2022 100.0 vs. Indianapolis Colts, Nov 03, 2019 ...7 more at 100.0.
PAT Attempts	7 vs. Carolina Panthers, Nov 08, 2018 6 vs. Atlanta Falcons, Oct 07, 2018	Touchbacks	6 vs. Cincinnati Bengals, Dec 23, 2023 6 at Las Vegas Raiders, Sep 24, 2023 ...6 more at 6.

SINGLE-GAME HIGHS - POSTSEASON: KICKER

Field Goals Made	6 at Kansas City Chiefs, Jan 15, 2017 4 at Cincinnati Bengals, Jan 09, 2016 3 at Denver Broncos, Jan 17, 2016 1 at Buffalo Bills, Jan 15, 2024 1 vs. Cleveland Browns, Jan 10, 2021 ...2 more at 1.	Points	18 at Kansas City Chiefs, Jan 15, 2017 12 at Cincinnati Bengals, Jan 09, 2016 10 at Denver Broncos, Jan 17, 2016 6 vs. Jacksonville Jaguars, Jan 14, 2018 6 vs. Miami Dolphins, Jan 08, 2017
Field Goal Attempts	6 at Kansas City Chiefs, Jan 15, 2017 4 at Cincinnati Bengals, Jan 09, 2016 3 at Denver Broncos, Jan 17, 2016 1 at Buffalo Bills, Jan 15, 2024 1 vs. Cleveland Browns, Jan 10, 2021 ...2 more at 1.	Kickoff Average	66.3 at Cincinnati Bengals, Jan 09, 2016 62.0 at Kansas City Chiefs, Jan 15, 2017 60.2 vs. Miami Dolphins, Jan 08, 2017 57.2 at Denver Broncos, Jan 17, 2016 54.2 vs. Cleveland Browns, Jan 10, 2021
Longest Field Goals Made	49 vs. Cleveland Browns, Jan 10, 2021 47 at Denver Broncos, Jan 17, 2016 45 at Kansas City Chiefs, Jan 15, 2017 40 at Buffalo Bills, Jan 15, 2024 39 at Cincinnati Bengals, Jan 09, 2016	Extra Point Attempt Percentage	100.0 vs. Jacksonville Jaguars, Jan 14, 2018
Longest Field Goal Attempts	49 vs. Cleveland Browns, Jan 10, 2021 47 at Denver Broncos, Jan 17, 2016 45 at Kansas City Chiefs, Jan 15, 2017 43 at Kansas City Chiefs, Jan 15, 2017 43 at Kansas City Chiefs, Jan 15, 2017 ...1 more at 43.	Field Goal Percentage	100.0 at Kansas City Chiefs, Jan 15, 2017 100.0 at Cincinnati Bengals, Jan 09, 2016
PATs Made	6 vs. Jacksonville Jaguars, Jan 14, 2018 3 at Kansas City Chiefs, Jan 16, 2022 3 vs. Miami Dolphins, Jan 08, 2017 2 at Buffalo Bills, Jan 15, 2024 2 vs. Cleveland Browns, Jan 10, 2021	Touchbacks	4 at Denver Broncos, Jan 17, 2016 4 at Cincinnati Bengals, Jan 09, 2016 3 at Buffalo Bills, Jan 15, 2024 3 vs. Jacksonville Jaguars, Jan 14, 2018 2 vs. Cleveland Browns, Jan 10, 2021 ...3 more at 2.
PAT Attempts	6 vs. Jacksonville Jaguars, Jan 14, 2018 4 vs. Miami Dolphins, Jan 08, 2017 3 at Kansas City Chiefs, Jan 16, 2022 2 at Buffalo Bills, Jan 15, 2024 2 vs. Cleveland Browns, Jan 10, 2021		

2023 GAME-BY-GAME REGULAR-SEASON STATISTICS (STEELERS)

DATE	OPPONENT	P	FIELD GOALS				EXTRA POINTS				PTS	W/L	SCORE
			FGM	FGA	PCT	LG	XP	XPA	PCT	BLK			
09/10	49ers	P	0	0	0.0	0	1	1	100.0	0	1	L	7-30
09/18	Browns	P	2	2	100.0	52	2	2	100.0	0	8	W	26-22
09/24	at Raiders	P	3	3	100.0	57	2	2	100.0	0	11	W	23-18
10/01	at Texans	P	2	2	100.0	35	0	0	0.0	0	6	L	6-30
10/08	Ravens	P	3	3	100.0	43	0	0	0.0	0	9	W	17-10
10/22	at Rams	P	1	1	100.0	53	3	3	100.0	0	6	W	24-17
10/29	Jaguars	P	1	2	50.0	22	1	1	100.0	0	4	L	10-20
11/02	Titans	P	2	2	100.0	30	2	2	100.0	0	8	W	20-16
11/12	Packers	P	3	3	100.0	49	2	2	100.0	0	11	W	23-19
11/19	at Browns	P	1	1	100.0	28	1	1	100.0	0	4	L	10-13
11/26	at Bengals	P	3	3	100.0	41	1	1	100.0	0	10	W	16-10
12/03	Cardinals	P	1	2	50.0	29	1	1	100.0	0	4	L	10-24
12/07	Patriots	P	1	1	100.0	56	1	1	100.0	0	4	L	18-21
12/16	at Colts	P	0	0	0.0	0	1	2	50.0	0	1	L	13-30
12/23	Bengals	P	2	2	100.0	50	4	4	100.0	0	10	W	34-11
12/31	at Seahawks	P	3	3	100.0	39	3	3	100.0	0	12	W	30-23
01/06	at Ravens	P	1	1	100.0	25	2	2	100.0	0	5	W	17-10
2023 TOTALS			17	29	31	93.5	57	27	28	96.4	0	114	10-7

2022 GAME-BY-GAME REGULAR-SEASON STATISTICS (STEELERS)

DATE	OPPONENT	P	FIELD GOALS				EXTRA POINTS				PTS	W/L	SCORE
			FGM	FGA	PCT	LG	XP	XPA	PCT	BLK			
09/11	at Bengals	P	3	4	75.0	53	2	2	100.0	0	11	W	23-20+
09/18	Patriots	P	2	2	100.0	52	0	0	0.0	0	6	L	14-17
09/22	at Browns	P	1	2	50.0	34	2	2	100.0	0	5	L	17-29
10/02	Jets	P	2	2	100.0	59	2	2	100.0	0	8	L	20-24
10/09	at Bills	P	1	3	33.3	29	0	0	0.0	0	3	L	3-38
10/16	Buccaneers	P	2	2	100.0	55	2	2	100.0	0	8	W	20-18
10/23	at Dolphins	P	1	1	100.0	45	1	1	100.0	0	4	L	10-16
10/30	at Eagles											L	13-35
11/13	Saints											W	20-10
11/20	Bengals											L	30-37
11/28	at Colts											W	24-17
12/04	at Falcons											W	19-16
12/11	Ravens	P	0	1	0.0	0	2	2	100.0	0	2	L	14-16
12/18	at Panthers	P	1	1	100.0	50	3	3	100.0	0	6	W	24-16
12/24	Raiders	P	2	4	50.0	44	1	1	100.0	0	7	W	13-10
01/01	at Ravens	P	3	4	75.0	51	1	1	100.0	0	10	W	16-13
01/08	Browns	P	2	2	100.0	49	2	2	100.0	0	8	W	28-14
2022 TOTALS			12	20	28	71.4	59	18	18	100.0	0	78	9-8

+- Overtime

2021 GAME-BY-GAME REGULAR-SEASON STATISTICS (STEELERS)

DATE	OPPONENT	P	FIELD GOALS				EXTRA POINTS				PTS	W/L/T	SCORE
			FGM	FGA	PCT	LG	XP	XPA	PCT	BLK			
09/12	at Bills	P	3	3	100.0	45	2	2	100.0	0	11	W	23-16
09/19	Raiders	P	1	1	100.0	56	2	2	100.0	0	5	L	17-26
09/26	Bengals	P	1	2	50.0	26	1	1	100.0	0	4	L	10-24
10/03	at Packers	P	1	1	100.0	52	2	2	100.0	0	5	L	17-27
10/10	Broncos	P	2	2	100.0	48	3	3	100.0	0	9	W	27-19
10/17	Seahawks	P	3	3	100.0	52	2	2	100.0	0	11	W	23-20+
10/31	at Browns	P	1	1	100.0	31	0	0	0.0	0	3	W	15-10
11/08	Bears	P	3	3	100.0	54	2	3	66.7	0	11	W	29-27
11/14	Lions	P	3	3	100.0	51	1	1	100.0	0	10	T	16-16
11/21	at Chargers	P	3	3	100.0	45	4	4	100.0	0	13	L	37-41
11/28	at Bengals	P	1	1	100.0	40	1	1	100.0	0	4	L	10-41
12/05	Ravens	P	2	2	100.0	53	0	1	0.0	0	6	W	20-19
12/09	at Vikings	P	0	1	0.0	0	2	2	100.0	0	2	L	28-36
12/19	Titans	P	4	5	80.0	48	1	1	100.0	0	13	W	19-13
12/26	at Chiefs	P	1	2	50.0	34	1	1	100.0	0	4	L	10-36
01/03	Browns	P	4	4	100.0	50	2	2	100.0	0	14	W	26-14
01/09	at Ravens	P	3	3	100.0	40	1	1	100.0	0	10	W	16-13+
2021 TOTALS		17	36	40	90.0	56	27	29	93.1	0	135	9-7-1	

+ Overtime

2020 GAME-BY-GAME REGULAR-SEASON STATISTICS (STEELERS)

DATE	OPPONENT	P	FIELD GOALS				EXTRA POINTS				PTS	W/L	SCORE
			FGM	FGA	PCT	LG	XP	XPA	PCT	BLK			
09/14	at Giants	P	2	2	100.0	41	2	3	66.7	0	8	W	26-16
09/20	Broncos	P	1	1	100.0	21	3	3	100.0	0	6	W	26-21
09/27	Texans	P	2	2	100.0	33	2	2	100.0	0	8	W	28-21
10/11	Eagles	P	1	1	100.0	41	5	5	100.0	0	8	W	38-29
10/18	Browns	P	1	1	100.0	35	5	5	100.0	0	8	W	38-7
10/25	at Titans	P	2	2	100.0	38	3	3	100.0	0	9	W	27-24
11/01	at Ravens	P	0	0	0.0	0	4	4	100.0	0	4	W	28-24
11/08	at Cowboys	P	2	2	100.0	59	0	2	0.0	1	6	W	24-19
11/15	Bengals	P	3	3	100.0	45	3	3	100.0	0	12	W	36-10
11/22	at Jaguars	P	2	3	66.7	47	3	3	100.0	0	9	W	27-3
12/02	Ravens	P	2	2	100.0	27	1	2	50.0	0	7	W	19-14
12/07	Football Team						ON INACTIVE LIST					L	17-23
12/13	at Bills	P	0	0	0.0	0	1	1	100.0	0	1	L	15-26
12/21	at Bengals	P	1	1	100.0	25	2	2	100.0	0	5	L	17-27
12/27	Colts						ON INACTIVE LIST					W	28-24
01/03	at Browns						ON INACTIVE LIST					L	22-24
2020 TOTALS		13	19	20	95.0	59	34	38	89.5	1	91	12-4	

2019 GAME-BY-GAME REGULAR-SEASON STATISTICS (STEELERS)

DATE	OPPONENT	P	FIELD GOALS				EXTRA POINTS				PTS	W/L	SCORE
			FGM	FGA	PCT	LG	XP	XPA	PCT	BLK			
09/08	at Patriots	P	1	1	100.0	19	0	0	0.0	0	3	L	3-33
09/15	Seahawks	P	2	2	100.0	41	2	2	100.0	0	8	L	26-28
09/22	at 49ers	P	2	2	100.0	46	2	2	100.0	0	8	L	20-24
09/30	Bengals	P	2	2	100.0	49	3	3	100.0	0	9	W	27-3
10/06	Ravens	P	3	3	100.0	41	2	2	100.0	0	11	L	23-26+
10/13	at Chargers	P	1	1	100.0	20	3	3	100.0	0	6	W	24-17
10/28	Dolphins	P	2	3	66.7	42	3	3	100.0	0	9	W	27-14
11/03	Colts	P	4	4	100.0	51	2	2	100.0	0	14	W	26-24
11/10	Rams	P	1	1	100.0	33	2	2	100.0	0	5	W	17-12
11/14	at Browns	P	0	1	0.0	0	1	1	100.0	0	1	L	7-21
11/24	at Bengals	P	3	3	100.0	47	1	1	100.0	0	10	W	16-10
12/01	Browns	P	2	2	100.0	39	2	2	100.0	0	8	W	20-13
12/08	at Cardinals	P	3	3	100.0	37	2	2	100.0	0	11	W	23-17
12/15	Bills	P	1	1	100.0	49	1	1	100.0	0	4	L	10-17
12/22	at Jets	P	1	1	100.0	49	1	1	100.0	0	4	L	10-16
12/29	at Ravens	P	1	1	100.0	26	1	1	100.0	0	4	L	10-28
2019 TOTALS		16	29	31	93.5	51	28	28	100.0	0	115	8-8	

+ Overtime

2018 GAME-BY-GAME REGULAR-SEASON STATISTICS (STEELERS)

DATE	OPPONENT	P	FIELD GOALS				EXTRA POINTS				PTS	W/L/T	SCORE
			FGM	FGA	PCT	LG	XP	XPA	PCT	BLK			
09/09	at Browns	P	0	1	0.0	0	3	3	100.0	0	3	T	21-21
09/16	Chiefs	P	0	1	0.0	0	3	4	75.0	0	3	L	37-42
09/24	at Buccaneers	P	1	2	50.0	38	3	4	75.0	0	6	W	30-27
09/30	Ravens	P	2	2	100.0	39	0	0	0.0	0	6	L	14-26
10/07	Falcons	P	0	0	0.0	0	5	6	83.3	0	5	W	41-17
10/14	at Bengals	P	2	2	100.0	24	2	2	100.0	0	8	W	28-21
10/28	Browns	P	1	1	100.0	42	4	4	100.0	0	7	W	33-18
11/04	at Ravens	P	1	1	100.0	29	2	3	66.7	0	5	W	23-16
11/08	Panthers	P	1	1	100.0	50	7	7	100.0	0	10	W	52-21
11/18	at Jaguars	P	0	0	0.0	0	2	2	100.0	0	2	W	20-16
11/25	at Broncos	P	1	2	50.0	41	2	2	100.0	0	5	L	17-24
12/02	Chargers	P	1	1	100.0	48	3	4	75.0	0	6	L	30-33
12/09	at Raiders	P	0	2	0.0	0	3	3	100.0	0	3	L	21-24
12/16	Patriots	P	1	2	50.0	48	2	2	100.0	0	5	W	17-10
12/23	at Saints	P	2	2	100.0	49	2	2	100.0	0	8	L	28-31
12/30	Bengals						DID NOT PLAY					W	16-13
2018 TOTALS		15	13	20	65.0	50	43	48	89.6	0	82	9-6-1	

2017 GAME-BY-GAME REGULAR-SEASON STATISTICS (STEELERS)

DATE	OPPONENT	P	FIELD GOALS				EXTRA POINTS				PTS	W/L	SCORE
			FGM	FGA	PCT	LG	XP	XPA	PCT	BLK			
09/10	at Browns	P	0	0	0.0	0	3	3	100.0	0	3	W	21-18
09/17	Vikings	P	4	4	100.0	46	2	2	100.0	0	14	W	26-9
09/24	at Bears	P	1	2	50.0	32	2	2	100.0	0	5	L	17-23+
10/01	at Ravens	P	2	3	66.7	49	2	2	100.0	0	8	W	26-9
10/08	Jaguars	P	3	3	100.0	34	0	0	0.0	0	9	L	9-30
10/15	at Chiefs	P	1	1	100.0	24	2	2	100.0	0	5	W	19-13
10/22	Bengals	P	5	5	100.0	49	2	2	100.0	0	17	W	29-14
10/29	at Lions	P	2	2	100.0	38	2	2	100.0	0	8	W	20-15
11/12	at Colts	P	2	3	66.7	41	0	1	0.0	1	6	W	20-17
11/16	Titans	P	4	4	100.0	50	4	4	100.0	0	16	W	40-17
11/26	Packers	P	1	1	100.0	53	2	3	66.7	0	5	W	31-28
12/04	at Bengals	P	3	3	100.0	38	2	2	100.0	0	11	W	23-20
12/10	Ravens	P	4	4	100.0	52	3	3	100.0	0	15	W	39-38
12/17	Patriots	P	1	1	100.0	51	3	3	100.0	0	6	L	24-27
12/25	at Texans	P	2	2	100.0	36	4	4	100.0	0	10	W	34-6
12/31	Browns	P	0	0	0.0	0	4	4	100.0	0	4	W	28-24
2017 TOTALS			16	35	38	92.1	53	37	39	94.9	1	142	13-3

+ - Overtime

2016 GAME-BY-GAME REGULAR-SEASON STATISTICS (STEELERS)

DATE	OPPONENT	P	FIELD GOALS				EXTRA POINTS				PTS	W/L	SCORE
			FGM	FGA	PCT	LG	XP	XPA	PCT	BLK			
09/12	at Redskins	P	1	1	100.0	46	5	5	100.0	0	8	W	38-16
09/18	Bengals	P	1	1	100.0	49	3	3	100.0	0	6	W	24-16
09/25	at Eagles	P	1	2	50.0	40	0	0	0.0	0	3	L	3-34
10/02	Chiefs	P	0	0	0.0	0	5	5	100.0	0	5	W	43-14
10/09	Jets	P	1	1	100.0	47	4	4	100.0	0	7	W	31-13
10/16	at Dolphins	P	0	0	0.0	0	1	1	100.0	0	1	L	15-30
10/23	Patriots	P	3	5	60.0	46	1	1	100.0	0	10	L	16-27
11/06	at Ravens	P	0	0	0.0	0	2	2	100.0	0	2	L	14-21
11/13	Cowboys	P	2	3	66.7	39	0	0	0.0	0	6	L	30-35
11/20	at Browns	P	3	3	100.0	33	1	1	100.0	0	10	W	24-9
11/24	at Colts	P	0	0	0.0	0	4	4	100.0	0	4	W	28-7
12/04	Giants						INACTIVE					W	24-14
12/11	at Bills	P	2	2	100.0	39	3	3	100.0	0	9	W	27-20
12/18	at Bengals	P	6	6	100.0	49	0	0	0.0	0	18	W	24-20
12/25	Ravens	P	1	1	100.0	36	4	4	100.0	0	7	W	31-27
01/01	Browns	P	0	0	0.0	0	3	3	100.0	0	3	W	27-24+
2016 TOTALS			15	21	25	84.0	49	36	36	100.0	0	99	11-5

+ - Overtime

2015 GAME-BY-GAME REGULAR-SEASON STATISTICS (STEELERS)

DATE	OPPONENT	P	FIELD GOALS				EXTRA POINTS				PTS	W/L	SCORE
			FGM	FGA	PCT	LG	XP	XPA	PCT	BLK			
09/10	at Patriots						NOT ON ROSTER					L	21-28
09/20	49ers						NOT ON ROSTER					W	43-18
09/27	at Rams						NOT ON ROSTER					W	12-6
10/01	Ravens						NOT ON ROSTER					L	20-23+
10/12	at Chargers	P	1	1	100.0	47	3	3	100.0	0	6	W	24-20
10/18	Cardinals	P	4	4	100.0	51	1	1	100.0	0	13	W	25-13
10/25	at Chiefs	P	2	2	100.0	36	1	1	100.0	0	7	L	13-23
11/01	Bengals	P	1	1	100.0	32	1	1	100.0	0	4	L	10-16
11/08	Raiders	P	3	4	75.0	38	3	3	100.0	0	12	W	38-35
11/15	Browns	P	3	3	100.0	34	1	2	50.0	0	10	W	30-9
11/29	at Seahawks	P	3	3	100.0	44	1	1	100.0	0	10	L	30-39
12/06	Colts	P	3	4	75.0	51	4	4	100.0	0	13	W	45-10
12/13	at Bengals	P	4	4	100.0	47	3	3	100.0	0	15	W	33-20
12/20	Broncos	P	2	2	100.0	41	4	4	100.0	0	10	W	34-27
12/27	at Ravens	P	1	1	100.0	34	2	2	100.0	0	5	L	17-20
01/03	at Browns	P	2	3	66.7	39	2	2	100.0	0	8	W	28-12
2015 TOTALS			12	29	32	90.6	51	26	27	96.3	0	113	10-6

+ - Overtime

2023 GAME-BY-GAME POSTSEASON STATISTICS (STEELERS)

DATE	OPPONENT	P	FIELD GOALS				EXTRA POINTS				PTS	W/L	SCORE
			FGM	FGA	PCT	LG	XP	XPA	PCT	BLK			
01/15	at Bills	P	1	1	100.0	40	2	2	100.0	0	5	L	17-31
2023 TOTALS			1	1	100.0	40	2	2	100.0	0	5	0-1	



MARQUEZ^{WR} CALLAWAY

HEIGHT: 6-2
WEIGHT: 204
COLLEGE: Tennessee
BORN: March 27, 1998

HOW ACQUIRED: FA '24
NFL EXPERIENCE: 5th year
BIRTHPLACE: Warner Robins, GA

17



PRO CAREER

- ✦ Has played in 45 regular-season games (17 starts) in four-year NFL career (New Orleans 2020-23)
- ✦ Has recorded 83 catches for 1,069 yards (12.9 avg.) and seven TDs
- ✦ Has returned 14 punts for 149 yards (10.6 avg.) and four kickoffs for 94 yards (23.5 avg.)
- ✦ In 2021, set career highs in catches (46), receiving yards (698) and receiving TDs (six) after playing in all 17 regular-season games (11 starts)
- ✦ Made NFL debut in Week 2 of 2020 (at Las Vegas)
- ✦ Made NFL starting debut in Week 5 (vs. L.A. Chargers)

2023 (SAINTS/RAIDERS/BRONCOS)

- ✦ Played in three regular-season games (no starts) for the Saints
- ✦ Participated in Denver's training camp
- ✦ Spent time on the Las Vegas practice squad

2022 (SAINTS)

- ✦ Played in 14 regular-season games (three starts)
- ✦ Recorded 16 receptions for 158 yards (9.9 avg.) with one TD
- ✦ Caught a four-yard TD pass in Week 3 at Carolina

2021 (SAINTS)

- ✦ Played in 17 regular-season games (11 starts)
- ✦ Finished with career highs in receptions (46), receiving yards (698) and receiving TDs (six)
- ✦ Recorded his first career receiving TD after catching a team-high four passes for 41 yards (10.3 avg.) with one TD in Week 3 at New England
- ✦ Caught two passes for 74 yards (37.0 avg.), including a career-high 58-yard reception in Week 4 vs. N.Y. Giants
- ✦ Finished with a team-high four receptions for 85 yards (21.3 avg.) and a career-high two receiving TDs in Week 5 at Washington
- ✦ Registered three receptions for 25 yards (8.3 avg.) and one TD in Week 9 vs. Atlanta
- ✦ Posted two catches for 37 yards (18.5 avg.) with one TD in Week 10 at Tennessee
- ✦ Registered a TD in his third straight game after catching a 26-yard TD pass in Week 11 at Philadelphia
- ✦ Recorded a career-high 112 receiving yards on six catches (18.7 avg.) in Week 15 at Tampa Bay

2020 (SAINTS)

- ✦ Played in 11 regular-season games (three starts)
- ✦ Caught 21 passes receptions for 213 yards (10.1 avg.)
- ✦ Returned 11 punts for 122 yards (11.1 avg.) and four kickoffs for 94 yards (23.5 avg.)
- ✦ Caught eight passes for 75 yards (9.4 avg.) in Week 7 vs. Carolina

TRANSACTIONS

- ✦ Signed a Reserve/Future contract with Pittsburgh on Jan. 18, 2024
- ✦ Signed to the New Orleans practice squad on Nov. 21, 2023
- ✦ Signed to the Las Vegas practice squad on Aug. 31, 2023
- ✦ Waived by Denver on Aug. 29, 2023
- ✦ Signed a one-year contract with the Broncos on March 24, 2023
- ✦ Signed with the Saints as an undrafted rookie free agent on April 25, 2020

PERSONAL

- ✦ Attended Warner Robins H.S. (Georgia), where he was named to the Atlanta Journal-Constitution All-State Class AAAA first team as a defensive back in 2015
- ✦ Honored as an All-State selection on both sides of the ball by the Georgia Sports Writers as a senior in 2015

COLLEGE

- ✦ Played four seasons at Tennessee (2016-2019) and finished his collegiate career as one of the most prolific receivers and punt returners in program history
- ✦ Caught 92 passes for 1,646 yards (17.9 avg.) and 13 TDs, while returning 40 punts for 543 yards (13.6 avg.) and three TDs
- ✦ Returned eight kickoffs for 86 yards (10.8 avg.)
- ✦ His three punt return TDs ranked second in program history and his 13.6 punt return average ranked fourth
- ✦ Earned second-team All-SEC honors as a return specialist after recording 154 yards, including a 65-yard TD, on 11 punt returns (14.0 avg.)
- ✦ His 14.0 punt return average ranked second in the SEC
- ✦ Posted 30 receptions for 635 yards (21.2 avg.) with six TDs as a receiver
- ✦ Ranked first in the conference and fourth in the country in receiving average
- ✦ In 2018, finished with a team-high 37 receptions for 592 yards (16.0 avg.) and two TDs
- ✦ Returned 14 punts for 166 yards (11.9 avg.) with one TD
- ✦ His 11.9 punt return average ranked third in the SEC
- ✦ Returned 13 punts for 109 yards (8.4 avg.) in 11 games in 2017
- ✦ Recorded his first punt return for a TD on two attempts for 114 yards (57.0 avg.) in six games as a freshman

MARQUEZ CALLAWAY'S NFL REGULAR SEASON RUSHING/RECEIVING STATISTICS

DATE	TEAM	GP	GS	RECEIVING					RUSHING				
				NO.	YDS.	AVG.	LG	TD	NO.	YDS.	AVG.	LG	TD
2020	Saints	11	3	21	213	10.1	27	0	0	0	0.0	0	0
2021	Saints	17	11	46	698	15.2	58	6	0	0	0.0	0	0
2022	Saints	14	3	16	158	9.9	33	1	0	0	0.0	0	0
2023	Raiders	0	0	0	0.0	0	0	0	0	0	0.0	0	0
Went from Las Vegas to New Orleans.													
2023	Saints	1	0	0	0.0	0	0	0	0	0	0.0	0	0
2023	TOTAL	1	0	0	0.0	0	0	0	0	0	0.0	0	0
NFL TOTALS		43	17	83	1,069	12.9	58	7	0	0	0.0	0	0

MARQUEZ CALLAWAY'S NFL POSTSEASON RUSHING/RECEIVING STATISTICS

DATE	TEAM	GP	GS	RECEIVING					RUSHING				
				NO.	YDS.	AVG.	LG	TD	NO.	YDS.	AVG.	LG	TD
2020	Saints	2	1	0	0	0.0	0	0	0	0	0.0	0	0
NFL TOTALS		2	1	0	0	0.0	0	0	0	0	0.0	0	0

MARQUEZ CALLAWAY'S NFL REGULAR SEASON RETURN STATISTICS

DATE	TEAM	RET.	KICKOFF RETURNS					PUNT RETURNS				
			YDS.	AVG.	LG	TD	NO.	FC	YDS.	AVG.	LG	TD
2020	Saints	4	94	23.5	29	0	11	5	122	11.1	19	0
2021	Saints	0	0	0.0	0	0	1	2	2	2.0	2	0
2022	Saints	0	0	0.0	0	0	2	4	25	12.5	21	0
2023	Raiders	0	0	0.0	0	0	0	0	0	0.0	0	0
Went from Las Vegas to New Orleans.												
2023	Saints	0	0	0.0	0	0	0	0	0	0.0	0	0
2023	TOTAL	0	0	0.0	0	0	0	0	0	0.0	0	0
NFL TOTALS		4	94	23.5	29	0	14	11	149	10.6	21	0

MARQUEZ CALLAWAY'S NFL POSTSEASON RETURN STATISTICS

DATE	TEAM	RET.	KICKOFF RETURNS					PUNT RETURNS				
			YDS.	AVG.	LG	TD	NO.	FC	YDS.	AVG.	LG	TD
2020	Saints	0	0	0.0	0	0	1	1	0	0.0	0	0
NFL TOTALS		0	0	0.0	0	0	1	1	0	0.0	0	0

SINGLE-GAME HIGHS: RUSHING/RECEIVING

Receptions	8 vs. Carolina Panthers, Oct 25, 2020 6 vs. Carolina Panthers, Jan 02, 2022 ...1 more at 6.	Longest Kickoff Return	29 vs. Los Angeles Chargers, Oct 12, 2020 28 vs. Los Angeles Chargers, Oct 12, 2020
Receiving Yards	112 at Tampa Bay Buccaneers, Dec 19, 2021 97 vs. Carolina Panthers, Jan 02, 2022	Fair Catches	3 vs. Seattle Seahawks, Oct 09, 2022 2 at Seattle Seahawks, Oct 25, 2021 ...2 more at 2.
Receiving Average	21.3 at Washington Football Team, Oct 10, 2021 18.7 at Tampa Bay Buccaneers, Dec 19, 2021	Punt Return Yards	69 vs. Los Angeles Chargers, Oct 12, 2020 25 vs. Seattle Seahawks, Oct 09, 2022
Longest Receptions	58 vs. New York Giants, Oct 03, 2021 49t at Washington Football Team, Oct 10, 2021	Longest Punt Return	21 vs. Seattle Seahawks, Oct 09, 2022 19 at Denver Broncos, Nov 29, 2020 ...1 more at 19.
Receiving TDs	2 at Washington Football Team, Oct 10, 2021 1 at Carolina Panthers, Sep 25, 2022 ...4 more at 1.	Punt Returns	6 vs. Los Angeles Chargers, Oct 12, 2020 3 vs. Atlanta Falcons, Nov 22, 2020
All-Purpose Yards	160 vs. Los Angeles Chargers, Oct 12, 2020 112 at Tampa Bay Buccaneers, Dec 19, 2021	Punt Return Average	11.5 vs. Los Angeles Chargers, Oct 12, 2020 6.0 vs. Atlanta Falcons, Nov 22, 2020
Kickoff Returns	2 vs. Los Angeles Chargers, Oct 12, 2020 1 at Denver Broncos, Nov 29, 2020 ...1 more at 1.	Special Teams Tackles	1 vs. Atlanta Falcons, Nov 22, 2020
Kickoff Return Yards	57 vs. Los Angeles Chargers, Oct 12, 2020 20 vs. Atlanta Falcons, Nov 22, 2020	Most TDs	2 at Washington Football Team, Oct 10, 2021 1 at Carolina Panthers, Sep 25, 2022 ...4 more at 1.

SINGLE-GAME HIGHS - POSTSEASON: RUSHING

Fair Catches	1 vs. Tampa Bay Buccaneers, Jan 17, 2021	Miscellaneous Tackles	1 vs. Tampa Bay Buccaneers, Jan 17, 2021
Punt Returns	1 vs. Tampa Bay Buccaneers, Jan 17, 2021		

100-YARD RECEIVING GAMES (1): REGULAR SEASON

DATE	TEAM	NO.	YDS.	AVG.	LG	TD
12/19/21	at Buccaneers	6	112	18.7	40	0

2023 GAME-BY-GAME REGULAR-SEASON STATISTICS (RAIDERS/SAINTS)

DATE	OPPONENT	P/S	RECEIVING					RUSHING					W/L	SCORE
			NO.	YDS.	AVG.	LG	TD	NO.	YDS.	AVG.	LG	TD		
09/10	at Broncos												W	17-16
09/17	at Bills												L	10-38
09/24	Steelers												L	18-23
10/01	at Chargers												L	17-24
10/09	Packers												W	17-13
12/03	Lions												L	28-33
2023 TOTALS			0-0	0	0	0.0	0	0	0	0.0	0	0	2-4	

2022 GAME-BY-GAME REGULAR-SEASON STATISTICS (SAINTS)

DATE	OPPONENT	P/S	RECEIVING					RUSHING					W/L	SCORE	
			NO.	YDS.	AVG.	LG	TD	NO.	YDS.	AVG.	LG	TD			
09/11	at Falcons	P	0	0	0.0	0	0	0	0	0.0	0	0	W	27-26	
09/18	Buccaneers	P	0	0	0.0	0	0	0	0	0.0	0	0	L	10-20	
09/25	at Panthers	P	1	4	4.0	4t	1	0	0	0.0	0	0	L	14-22	
10/02	Vikings	S	3	53	17.7	33	0	0	0	0.0	0	0	L	25-28	
10/09	Seahawks	P	2	5	2.5	4	0	0	0	0.0	0	0	W	39-32	
10/16	Bengals	S	3	36	12.0	20	0	0	0	0.0	0	0	L	26-30	
10/20	at Cardinals	S	2	20	10.0	12	0	0	0	0.0	0	0	L	34-42	
10/30	Raiders	P	1	10	10.0	10	0	0	0	0.0	0	0	W	24-0	
11/07	Ravens	P	3	24	8.0	12	0	0	0	0.0	0	0	L	13-27	
11/13	at Steelers												L	10-20	
11/20	Rams	P	1	6	6.0	6	0	0	0	0.0	0	0	W	27-20	
11/27	at 49ers												L	0-13	
12/05	at Buccaneers	P	0	0	0.0	0	0	0	0	0.0	0	0	L	16-17	
12/18	Falcons	P	0	0	0.0	0	0	0	0	0.0	0	0	W	21-18	
12/24	at Browns	P	0	0	0.0	0	0	0	0	0.0	0	0	W	17-10	
01/01	at Eagles												W	20-10	
01/08	Panthers	P	0	0	0.0	0	0	0	0	0.0	0	0	L	7-10	
2022 TOTALS			14-3	16	158	9.9	33	1	0	0	0.0	0	0	7-10	

2021 GAME-BY-GAME REGULAR-SEASON STATISTICS (SAINTS)

DATE	OPPONENT	P/S	RECEIVING					RUSHING					W/L	SCORE	
			NO.	YDS.	AVG.	LG	TD	NO.	YDS.	AVG.	LG	TD			
09/12	Packers	S	1	14	14.0	14	0	0	0	0.0	0	0	W	38-3	
09/19	at Panthers	P	2	8	4.0	4	0	0	0	0.0	0	0	L	7-26	
09/26	at Patriots	S	4	41	10.3	13	1	0	0	0.0	0	0	W	28-13	
10/03	Giants	S	2	74	37.0	58	0	0	0	0.0	0	0	L	21-27+	
10/10	at Football Team	S	4	85	21.3	49t	2	0	0	0.0	0	0	W	33-22	
10/25	at Seahawks	S	3	32	10.7	14	0	0	0	0.0	0	0	W	13-10	
10/31	Buccaneers	S	3	30	10.0	16	0	0	0	0.0	0	0	W	36-27	
11/07	Falcons	P	3	25	8.3	15	1	0	0	0.0	0	0	L	25-27	
11/14	at Titans	S	2	37	18.5	22	1	0	0	0.0	0	0	L	21-23	
11/21	at Eagles	S	1	26	26.0	26t	1	0	0	0.0	0	0	L	29-40	
11/25	Bills	P	2	24	12.0	17	0	0	0	0.0	0	0	L	6-31	
12/02	Cowboys	S	1	13	13.0	13	0	0	0	0.0	0	0	L	17-27	
12/12	at Jets	P	2	34	17.0	26	0	0	0	0.0	0	0	W	30-9	
12/19	at Buccaneers	S	6	112	18.7	40	0	0	0	0.0	0	0	W	9-0	
12/27	Dolphins	P	4	46	11.5	17	0	0	0	0.0	0	0	L	3-20	
01/02	Panthers	S	6	97	16.2	30	0	0	0	0.0	0	0	W	18-10	
01/09	at Falcons	P	0	0	0.0	0	0	0	0	0.0	0	0	W	30-20	
2021 TOTALS			17-11	46	698	15.2	58	6	0	0	0.0	0	0	9-8	

+ - Overtime

2020 GAME-BY-GAME REGULAR-SEASON STATISTICS (SAINTS)

DATE	OPPONENT	P/S	RECEIVING					RUSHING					W/L	SCORE
			NO.	YDS.	AVG.	LG	TD	NO.	YDS.	AVG.	LG	TD		
09/13	Buccaneers												W	34-23
09/21	at Raiders	P	0	0	0.0	0	0	0	0	0.0	0	0	L	24-34
09/27	Packers	P	0	0	0.0	0	0	0	0	0.0	0	0	L	30-37
10/04	at Lions	P	1	16	16.0	16	0	0	0	0.0	0	0	W	35-29
10/12	Chargers	S	4	34	8.5	14	0	0	0	0.0	0	0	W	30-27+
10/25	Panthers	P	8	75	9.4	15	0	0	0	0.0	0	0	W	27-24
11/01	at Bears												W	26-23+
11/08	at Buccaneers	P	2	11	5.5	6	0	0	0	0.0	0	0	W	38-3
11/15	49ers	P	0	0	0.0	0	0	0	0	0.0	0	0	W	27-13
11/22	Falcons	P	0	0	0.0	0	0	0	0	0.0	0	0	W	24-9
11/29	at Broncos	P	0	0	0.0	0	0	0	0	0.0	0	0	W	31-3
12/06	at Falcons												W	21-16
12/13	at Eagles												L	21-24
12/20	Chiefs												L	29-32
12/25	Vikings	S	3	26	8.7	11	0	0	0	0.0	0	0	W	52-33
01/03	at Panthers	S	3	51	17.0	27	0	0	0	0.0	0	0	W	33-7
2020 TOTALS		11-3	21	213	10.1	27	0	0	0	0.0	0	0	12-4	

+ - Overtime

2020 GAME-BY-GAME POSTSEASON STATISTICS (SAINTS)

DATE	OPPONENT	P/S	RECEIVING					RUSHING					W/L	SCORE
			NO.	YDS.	AVG.	LG	TD	NO.	YDS.	AVG.	LG	TD		
01/10	Bears	P	0	0	0.0	0	0	0	0	0.0	0	0	W	21-9
01/17	Buccaneers	S	0	0	0.0	0	0	0	0	0.0	0	0	L	20-30
2020 TOTALS		2-1	0	0	0.0	0	0	0	0	0.0	0	0	1-1	



JACK^{FB} COLLETTO

HEIGHT: 6-3
 WEIGHT: 237
 COLLEGE: Oregon State
 BORN: November 19, 1998

HOW ACQUIRED: FA '23
 NFL EXPERIENCE: 1st year
 BIRTHPLACE: Camas, WA

45



PRO CAREER

- ✦ Has yet to make NFL debut

TRANSACTIONS

- ✦ Signed a Reserve/Future contract with Pittsburgh on Jan. 18, 2024
- ✦ Signed to the Steelers practice squad on Oct. 9, 2023
- ✦ Waived by San Francisco on Oct. 4, 2023
- ✦ Signed to the 49ers practice squad on Aug. 30, 2023
- ✦ Waived by San Francisco on Aug. 29, 2023
- ✦ Signed with the 49ers as an undrafted rookie free agent on May 2, 2023

PERSONAL

- ✦ Lettered for head coach Jon Eagle at Camas H.S.
- ✦ As a senior, guided Camas to a state title, a 14-0 finish and No. 22 ranking nationally
- ✦ Named the Seattle Times Player of the Year, the Gatorade Player of the Year for Washington and earned league player of the year honors
- ✦ Threw for 2,846 yards and 27 TDs as a senior and added 1,253 yards rushing with 21 TDs
- ✦ Born in Milwaukee, Wisconsin
- ✦ Graduate with a degree in mechanical engineering

COLLEGE

- ✦ Appeared in 43 games (five starts) during five years at Oregon State (2018-22)
- ✦ Registered 110 carries for 401 yards and 22 TDs as well as four receptions for 37 yards and one TD
- ✦ Also saw time at quarterback and linebacker at Oregon State as he completed 25 of 50 passes for 254 yards and recorded 51 tackles, two passes defended, two fumble recoveries, 1.5 tackles for loss, one interception, and one forced fumble.
- ✦ Named Second-Team All-Pac-12 in 2022 and won the Hornung Award after appearing in 12 games (three starts) and recording 27 carries for 103 yards and six TDs as well three receptions for 46 yards
- ✦ Added 27 tackles, one forced fumble and one fumble recovery at linebacker
- ✦ Earned Second-Team All-Pac-12 honors in 2021 after playing in all 12 games (one start) and registered 31 carries for 144 yards and a career-high eight TDs
- ✦ Recorded seven tackles, one forced fumble and one interception, which he returned for 19 yards
- ✦ As a freshman in 2017 at Arizona Western, appeared in 10 games and completed 39 of 67 passing for 548 yards and four TDs in addition to 43 rushes for 185 yards and nine TDs on the ground

JACK COLLETTO'S NFL REGULAR SEASON RUSHING/RECEIVING STATISTICS

DATE	TEAM	RUSHING								RECEIVING			
		GP	GS	NO.	YDS.	AVG.	LG	TD	NO.	YDS.	AVG.	LG	TD
2023	49ers	0	0	0	0	0.0	0	0	0	0	0.0	0	0
Went from San Francisco to Pittsburgh.													
2023	Steelers	0	0	0	0	0.0	0	0	0	0	0.0	0	0
2023	TOTAL	0	0	0	0	0.0	0	0	0	0	0.0	0	0
NFL TOTALS		0	0	0	0	0.0	0	0	0	0	0.0	0	0

JACK COLLETTO'S NFL POSTSEASON RUSHING/RECEIVING STATISTICS

DATE	TEAM	RUSHING								RECEIVING			
		GP	GS	NO.	YDS.	AVG.	LG	TD	NO.	YDS.	AVG.	LG	TD
2023	Steelers	0	0	0	0	0.0	0	0	0	0	0.0	0	0
NFL TOTALS		0	0	0	0	0.0	0	0	0	0	0.0	0	0

JACK COLLETTO'S NFL REGULAR SEASON RETURN STATISTICS

DATE	TEAM	KICKOFF RETURNS						PUNT RETURNS					
		RET.	YDS.	AVG.	LG	TD	NO.	FC	YDS.	AVG.	LG	TD	
2023	49ers	0	0	0.0	0	0	0	0	0	0.0	0	0	
Went from San Francisco to Pittsburgh.													
2023	Steelers	0	0	0.0	0	0	0	0	0	0.0	0	0	
2023	TOTAL	0	0	0.0	0	0	0	0	0	0.0	0	0	
NFL TOTALS		0	0	0.0	0	0	0	0	0	0.0	0	0	

JACK COLLETO'S NFL POSTSEASON RETURN STATISTICS

DATE	TEAM	KICKOFF RETURNS					PUNT RETURNS					
		RET.	YDS.	AVG.	LG	TD	NO.	FC	YDS.	AVG.	LG	TD
2023	Steelers	0	0	0.0	0	0	0	0	0	0.0	0	0
NFL TOTALS		0	0	0.0	0	0	0	0	0	0.0	0	0

2023 GAME-BY-GAME REGULAR-SEASON STATISTICS (49ERS/STEELERS)

DATE	OPPONENT	P/S	RUSHING					RECEIVING					W/L	SCORE
			NO.	YDS.	AVG.	LG	TD	NO.	YDS.	AVG.	LG	TD		
09/10	at Steelers												W	30-7
09/17	at Rams												W	30-23
09/21	Giants												W	30-12
10/01	Cardinals												W	35-16
10/08	Cowboys												W	42-10
10/15	at Browns												L	17-19
10/23	at Vikings												L	17-22
10/29	Bengals												L	17-31
11/02	Titans												W	20-16
11/12	at Jaguars												W	34-3
11/19	Buccaneers												W	27-14
11/23	at Seahawks												W	31-13
12/03	at Eagles												W	42-19
12/10	Seahawks												W	28-16
12/17	at Cardinals												W	45-29
12/25	Ravens												L	19-33
12/31	at Commanders												W	27-10
01/07	Rams												L	20-21
2023 TOTALS		0-0	0	0	0.0	0	0	0	0	0.0	0	0	13-5	

2023 GAME-BY-GAME POSTSEASON STATISTICS (STEELERS)

DATE	OPPONENT	P/S	RUSHING					RECEIVING					W/L	SCORE
			NO.	YDS.	AVG.	LG	TD	NO.	YDS.	AVG.	LG	TD		
01/15	at Bills												L	17-31
2023 TOTALS		0-0	0	0	0.0	0	0	0	0	0.0	0	0	0-1	



DYLAN ^{OT} COOK

HEIGHT: 6-5
WEIGHT: 280
COLLEGE: Montana
BORN: January 11, 1998

HOW ACQUIRED: FA '23
NFL EXPERIENCE: 2nd year
BIRTHPLACE: Butte, MT



PRO CAREER

- ✦ Has yet to make NFL debut

2023 (STEELERS)

- ✦ Spent the entire year on the Active/Inactive roster, but was not active for a game

TRANSACTIONS

- ✦ Signed a one-year contract with Pittsburgh on May 18, 2023
- ✦ Released by Tampa Bay on May 15, 2023
- ✦ Signed a Reserve/Future contract with the Buccaneers on Jan. 17, 2023
- ✦ Signed to the Tampa Bay practice squad on Dec. 27, 2022
- ✦ Signed to the Buccaneers practice squad on Aug. 31, 2022
- ✦ Released by Tampa Bay on Aug. 30, 2022
- ✦ Signed as an undrafted free agent with the Buccaneers on May 13, 2022

PERSONAL

- ✦ Attended Butte High School (Butte, Montana)
- ✦ Played quarterback at Butte High School, throwing for 3,124 yards and 30 TDs as a junior, while earning Class AA offensive MVP honors after leading his team to a state title
- ✦ Graduated with a degree in public administration from Montana

COLLEGE

- ✦ Appeared in 27 games for Montana (2018-21), making 23 starts, after successfully transitioning from quarterback to offensive lineman
- ✦ Earned fourth-team All-Big Sky honors from Phil Steele, starting all 11 games in which he played during his redshirt senior season in 2021
- ✦ In 2020, the Big Sky Conference suspended the fall football season due to the COVID-19 pandemic
- ✦ Played in both of Montana's games played during the Spring of 2021
- ✦ Played in 13 games in 2019 at right tackle, starting 11, and earning a scholarship after previously joining the team as a walk-on
- ✦ Transferred to the University of Montana in 2018 and spent his redshirt sophomore year making the transition from quarterback to offensive line
- ✦ Spent his first two collegiate seasons as a quarterback at Montana State University-Northern, completing 11-of-18 passes for 181 yards and two TDs and rushing 43 times for 177 yards and three TDs

DYLAN COOK'S NFL REGULAR SEASON STATISTICS

DATE	TEAM	GP	GS
2022	Buccaneers	0	0
2023	Steelers	0	0
NFL TOTALS		0	0

DYLAN COOK'S NFL POSTSEASON STATISTICS

DATE	TEAM	GP	GS
2022	Buccaneers	0	0
2023	Steelers	0	0
NFL TOTALS		0	0



JACOB^{WR} COPELAND

HEIGHT: 6-0
WEIGHT: 203
COLLEGE: Maryland
BORN: July 20, 1999

HOW ACQUIRED: FA '24
NFL EXPERIENCE: 1st year
BIRTHPLACE: Pensacola, FL

89



PRO CAREER

- ✦ Has yet to make NFL debut

TRANSACTIONS

- ✦ Signed to the practice squad by Pittsburgh on Sept. 12, 2023
- ✦ Waived by Minnesota on Aug. 29, 2023
- ✦ Signed with the Vikings on Aug. 7, 2023
- ✦ Waived by Tennessee on Aug. 2, 2023
- ✦ Signed as an undrafted free agent by the Titans on May 12, 2023

COLLEGE

- ✦ Spent the first four years of his collegiate career at Florida (2018-21) before transferring to Maryland for the 2022 season
- ✦ As a redshirt freshman in 2019, he appeared in each of Florida's 13 games at wide receiver and special teams, finishing with 21 catches for 273 yards (21.0 ypg) and two TDs
- ✦ Appeared and started at wide receiver in 11 contests in 2020, recording 435 yards receiving and three TDs on 23 receptions (18.9 avg.)
- ✦ Started in 11 of the 12 games in which he appeared for Florida in 2021
- ✦ Concluded his Florida tenure playing in 40 games, hauling in 86 receptions for 1,366 yards and nine TDs
- ✦ In one season at Maryland, he appeared in 12 games and led the team by averaging 14.5 yards per reception
- ✦ Tallied 26 catches for 376 yards and hauled in a pair of TDs

PERSONAL

- ✦ Sister, Kayla, was also a student at Florida
- ✦ Earned baseball scholarships to LSU, Florida State and Georgia despite not playing since eighth grade
- ✦ Recorded 2,261 yards receiving and 19 TDs on 104 receptions during his prep career at Escambia H.S.
- ✦ Amassed 685 yards rushing and 10 TDs on 99 attempts
- ✦ Finished his career with 3,245 all-purpose yards, including 196 yards on kickoff return
- ✦ Competed at the 2018 Under Armour All-America Game for Team Highlight.
- ✦ Chose Florida over Alabama, Tennessee, LSU, Clemson and Georgia

JACOB COPELAND'S NFL REGULAR SEASON RUSHING/RECEIVING STATISTICS


DATE	TEAM	GP	GS	RECEIVING					RUSHING				
				NO.	YDS.	AVG.	LG	TD	NO.	YDS.	AVG.	LG	TD
2023	Vikings	0	0	0	0	0.0	0	0	0	0	0.0	0	0
Went from Minnesota to Pittsburgh .													
2023	Steelers	0	0	0	0	0.0	0	0	0	0	0.0	0	0
2023	TOTAL	0	0	0	0	0.0	0	0	0	0	0.0	0	0
NFL TOTALS		0	0	0	0	0.0	0	0	0	0	0.0	0	0

JACOB COPELAND'S NFL REGULAR SEASON RETURN STATISTICS

DATE	TEAM	KICKOFF RETURNS					PUNT RETURNS					
		RET.	YDS.	AVG.	LG	TD	NO.	FC	YDS.	AVG.	LG	TD
2023	Vikings	0	0	0.0	0	0	0	0	0	0.0	0	0
Went from Minnesota to Pittsburgh .												
2023	Steelers	0	0	0.0	0	0	0	0	0	0.0	0	0
2023	TOTAL	0	0	0.0	0	0	0	0	0	0.0	0	0
NFL TOTALS		0	0	0.0	0	0	0	0	0	0.0	0	0

2023 GAME-BY-GAME REGULAR-SEASON STATISTICS (STEELERS)

DATE	OPPONENT	P/S	RECEIVING					RUSHING					W/L	SCORE
			NO.	YDS.	AVG.	LG	TD	NO.	YDS.	AVG.	LG	TD		
12/03	Cardinals		PRACTICE SQUAD										L	10-24
2023 TOTALS		0-0	0	0	0.0	0	0	0	0	0.0	0	0	0-1	



JAMES ^{OL} DANIELS

HEIGHT: 6-4
WEIGHT: 327
COLLEGE: Iowa
BORN: September 13, 1997

HOW ACQUIRED: FA '22
BIRTHPLACE: Warren, OH



PRO CAREER

- ✦ Has played in 86 games (80 starts) over his six-year NFL career (Chicago 2018-21; Pittsburgh 2022-23)
- ✦ Has registered 55 starts at left guard, 17 at right guard and eight at center
- ✦ Named to the 2018 ESPN.com All-Rookie team
- ✦ Made NFL debut in Week 1 of 2018 (at Green Bay)
- ✦ Made NFL starting debut in Week 8 of 2018 (vs. N.Y. Jets)

2023 (STEELERS)

- ✦ Started 15 regular-season games at right guard
- ✦ Allowed one sack and whistled for three penalties all season, according to Pro Football Focus
- ✦ Blocked for RB Najee Harris to run for 1,000-plus yards on the season, including a season-high 122 yards in Week 17 at Seattle
- ✦ Helped a Pittsburgh rush offense rank in the top five after Week 9 in rushes (323, 1st), rush yards (1,452, 2nd), longest rush (74t, 2nd), yards after contact/rush (3.37, 2nd), 10+ yard rushes (39, 4th), first downs by rush (79, 3rd), rush TDs (13, t-2nd), rushes/game (32.3, 2nd), rush yards/game (145.2, 2nd) and 10+ yard rushes/game (3.90, 5th)
- ✦ Part of an offensive line that did not allow a sack in two games and just one sack in four games
- ✦ Played all 1,160 offensive snaps

2022 (STEELERS)

- ✦ Started all 17 regular-season games at right guard
- ✦ Did not allow a sack all season, according to Pro Football Focus
- ✦ Blocked for RB Najee Harris to run for 1,000-plus yards on the season, including a season-high 111 yards in Week 17 at Baltimore
- ✦ Saw significant improvement after the Bye Week, blocking for an average of 147 rushing yards per game and allowing the team to be held under 100 yards on the ground just once in Weeks 10 through 18
- ✦ Played all 944 offensive snaps

2021 (BEARS)

- ✦ Started at right guard in all 17 regular-season games
- ✦ Helped pave the way for Chicago to rush for 188 yards and three rushing TDs in the Week 4 win over the Lions
- ✦ Blocked for a Bears' running game that amassed 176 yards on the ground in Week 8 vs. San Francisco

2020 (BEARS)

- ✦ Started the first five games of the season at left guard; suffered a season-ending pectoral injury in Week 5 vs. Tampa Bay
- ✦ Helped the Bears rush for 149 yards in the Week 1 win at Detroit

2019 (BEARS)

- ✦ Started all 16 regular-season games (eight at center, eight at left guard)
- ✦ Switched from center to left guard in Week 10 vs. Detroit

2018 (BEARS)

- ✦ Appeared in all 16 regular-season games (10 starts at left guard)
- ✦ Made his first career start at left guard in Week 8 in a win over the N.Y. Jets
- ✦ Part of an offensive line that allowed just 33 sacks, tied for the third fewest in the NFC
- ✦ Started the Wild Card playoff game vs. Philadelphia (1/6/19)

TRANSACTIONS

- ✦ Signed a three-year contract with Pittsburgh on March 15, 2022
- ✦ Signed a four-year contract with Chicago on May 10, 2018
- ✦ Drafted by the Bears in the second round (39th overall) of the 2018 NFL Draft

PERSONAL

- ✦ Played football at Warren G. Harding High School in Warren, Ohio
- ✦ Earned all-state honorable mention honors as a junior and senior
- ✦ First-team All-Northeast Ohio as a junior and senior, along with first team all-conference and all-county
- ✦ Three-year football letterman as offensive and defensive lineman
- ✦ Also lettered in track, tossing shot put and discus
- ✦ Father, LeShun Sr., played at Ohio State and for the Minnesota Vikings in 1997
- ✦ Older brother, LeShun Jr., spent time with three NFL teams
- ✦ Married his wife, Erin, during the 2023 offseason

COLLEGE


- ✦ Played in 37 games over three seasons at Iowa
- ✦ 2017 Academic All-Big Ten and Honorable Mention All-Big Ten by league coaches and media

JAMES DANIELS' NFL REGULAR SEASON STATISTICS

DATE	TEAM	GP	GS
2018	Bears	16	10
2019	Bears	16	16
2020	Bears	5	5
2021	Bears	17	17
2022	Steelers	17	17
2023	Steelers	15	15
NFL TOTALS		86	80

JAMES DANIELS' NFL POSTSEASON STATISTICS

DATE	TEAM	GP	GS
2018	Bears	1	1
2020	Bears	0	0
2023	Steelers	1	1
NFL TOTALS		2	2



DAIJUN^{RB} EDWARDS

HEIGHT: 5-10

WEIGHT: 201

COLLEGE: Georgia

BORN: April 11, 2001

HOW ACQUIRED: UDFA '24

NFL EXPERIENCE: R

BIRTHPLACE: Norman Park, GA



PRO CAREER

- ✦ Has yet to make NFL debut

TRANSACTIONS

- ✦ Signed with Pittsburgh as an undrafted rookie free agent on May 9, 2024

COLLEGE

- ✦ Played in 51 career games in four seasons at Georgia (2020-23)
- ✦ Rushed for 2,083 career yards on 390 carries (5.3 avg.) and 24 TDs
- ✦ Caught 37 career passes for 343 yards (9.3 avg.)
- ✦ Played in 12 games (10 starts) as a senior in 2023
- ✦ Led Georgia in rushing with 165 carries for 880 yards and his 13 rushing TDs ranked second on the team, fifth in the SEC and 22nd nationally
- ✦ Broke 100 yards rushing in win over South Carolina, posting 118 yards and one TD on 20 attempts in SEC opener
- ✦ Led the Bulldogs in rushing with 66 yards and two TDs on 12 attempts vs. UAB
- ✦ Rushed for 76 yards and two TDs on 19 attempts at Auburn
- ✦ Ran for team-best 146 yards and a score on 20 attempts at Vanderbilt, adding a career-long rush of 62 yards against the Commodores
- ✦ Led the Bulldogs in rushing against Florida, running for 95 yards and two TDs on 16 attempts
- ✦ Rushed 12 times for 59 yards and two TDs in win over Ole Miss, adding two catches for 17 yards
- ✦ Rushed seven times for 62 yards and career-high two TDs in Capital One Orange Bowl vs. Florida State

PERSONAL

- ✦ Attended Colquitt County H.S. in Norman Park, Georgia
- ✦ 247Sports.com four-star prospect
- ✦ Ranked #21 running back nationally, #28 prospect in Georgia and #279 prospect nationally
- ✦ Rivals.com four-star prospect, ranked #9 RB nationally, #18 in the state and #135 prospect nationally
- ✦ ESPN.com four-star prospect, ranked #33 running back nationally, #42 prospect in Georgia and #187 prospect nationally
- ✦ Rushed for 4,413 career yards on 715 carries in 55 games played at Colquitt County H.S.
- ✦ Named to the 2019 All-State Class 7A first team offense by the Georgia Sports Writers Association, as well as the honorable mention by the Atlanta-Journal Constitution
- ✦ Helped lead the Packers to the No. 1 state ranking, the No. 14 ranking nationally (MaxPreps), a 14-1 overall record and a Class 7A runner-up finish
- ✦ Full name is Sevarian Daijun Edwards
- ✦ Recipient of the Erskine "Erk" Russell Football Scholarship and the Col. Robert L. Jackson Jr. Family Scholarship



DESHON^s ELLIOTT

HEIGHT: 6-1
WEIGHT: 210
COLLEGE: Texas
BORN: April 21, 1997

HOW ACQUIRED: FA '24
NFL EXPERIENCE: 6th year
BIRTHPLACE: Dallas, TX



PRO CAREER

- ✦ Has played in 57 games (50 starts) over his six-year NFL career (Baltimore 2019-21; Detroit 2022; Miami 2023; Pittsburgh 2024)
- ✦ Has registered 283 tackles (198 solo), 17 passes defended, three interceptions, 12 tackles for loss, two fumble recoveries, three forced fumbles, 11 quarterback hits and 3.5 sacks
- ✦ Made NFL debut in Week 1 of 2019 (at Miami)
- ✦ Made NFL starting debut in Week 1 of 2020 (vs. Cleveland)

2023 (DOLPHINS)

- ✦ Played in 15 regular-season games (15 starts)
- ✦ Registered 82 tackles (53 solo), one interception, seven passes defended and one fumble recovery
- ✦ Recorded season-high 13 tackles (eight solo) in his Dolphins debut in Week 1 at L.A. Chargers
- ✦ Registered four tackles (three solo), one pass defended and one fumble recovery in Week 2 at New England
- ✦ Recorded 10 tackles (six solo), one pass defended and one interception in Week 17 vs. Buffalo (intercepted QB Josh Allen in the end zone on 4th-and-2 in the final minute of the 1st quarter)

2022 (LIONS)

- ✦ Played in 14 regular-season games (13 starts)
- ✦ Registered 95 tackles (72 solo), one interception, three passes defended, one forced fumble and one fumble recovery
- ✦ Recorded season-high 12 tackles (10 solo), one pass defended and one interception in Week 5 at New England
- ✦ Recorded six tackles (three solo) and one forced fumble in Week 13 vs. Jacksonville (forced a fumble of RB Travis Etienne on the 2nd play from scrimmage, which was recovered by LB Alex Anzalone and led to a Lions TD)

2021 (RAVENS)

- ✦ Started all six games in which he appeared, posting 23 tackles (19 solo), three tackles for loss, 1.0 sack, three QB hits and two passes defended before suffering a season-ending injury in Week 9 vs. Minnesota
- ✦ Helped Baltimore rank No. 1 in run defense (84.5 ypg)
- ✦ Registered six tackles, including two tackles for loss, before leaving the game with injury in the 34-31 overtime win in Week 9 vs. Minnesota
- ✦ Notched three tackles, 1.0 sack, one tackle for loss, two QB hits, his first-career interception and two passes defended in the 34-6 win in Week 6 vs. L.A. Chargers, as Baltimore's defense posted a second-half shutout and limited the Chargers to a season-low 208 total yards and six points
- ✦ Recorded seven tackles in Week 1 at Las Vegas
- ✦ Helped hold the Raiders to 3-of-6 in red zone TD efficiency, limiting them to one FG, forcing one turnover on downs and making one interception inside the 20-yard line

2020 (RAVENS)

- ✦ Played in 16 regular-season games (16 starts)
- ✦ Registered a career-high 80 tackles (51 solo), 2.5 sacks, three tackles for loss, five QB hits, two forced fumbles and four passes defended for the NFL's No. 2 scoring defense (18.9 ppg) and No. 2 third-down unit (34.0%)
- ✦ Baltimore led the NFL with 25 forced fumbles
- ✦ Made his postseason debut, recording four tackles (three solo) and a key third-down pass defended in the fourth quarter of the 2020 Wild Card Playoff win at Tennessee
- ✦ Baltimore limited Tennessee to 4-of-12 (33%) on third down and held Derrick Henry to 40 rushing yards on 18 carries (2.2 ypc)
- ✦ Recorded seven tackles (five solo) and a pass defended in the 47-42 win in Week 14 at Cleveland
- ✦ Registered five tackles (two solo), 1.0 sack and two tackles for loss in the 27-3 win in Week 5 vs. Cincinnati
- ✦ Collected four tackles and his first-career sack in the 33-16 win in Week 2 at Houston
- ✦ Helped limit the Texans' offense to 5-of-14 (36%) on third down, en route to Baltimore's 14th-consecutive regular season victory
- ✦ In his first-career NFL start, registered five tackles (two solo) in the season-opening win vs. Cleveland
- ✦ Baltimore's defense limited the Browns to 0-for-3 on fourth down and 3-of-12 (25%) on third down

2019 (RAVENS)

- ✦ Played in six regular-season games (no starts)
- ✦ Missed the rest of the season after being placed on injured reserve on Oct. 15
- ✦ Registered three tackles (three solo) and one pass defended
- ✦ Recorded three special teams tackles (three solo)

2018 (RAVENS)

- ✦ Missed the entire season after being placed on injured reserve on Aug. 31

TRANSACTIONS

- ✦ Signed two-year contract with Pittsburgh on March 15, 2024
- ✦ Signed one-year contract with Miami on March 15, 2023
- ✦ Signed a one-year contract with Detroit on Apr. 13, 2022
- ✦ Signed a four-year contract with Baltimore on May 5, 2018
- ✦ Drafted by the Ravens in the sixth round (190th overall) of the 2018 NFL Draft

PERSONAL

- ♦ Prepped at Rockwall-Heath H.S. (Rockwall, Texas), where he was an All-State and two-time All-District honoree and a 2015 Under Armour All-America Game participant
- ♦ As a senior, recorded 81 tackles, five passes defended, three interceptions (one returned for TD), two tackles for loss and one forced fumble, despite missing two games
- ♦ Also saw action on offense and special teams, catching 15 passes for 226 yards and three TDs and returning seven punts
- ♦ Nickname is "The Joker"
- ♦ Fan of the character and created a celebratory move inspired by the villain
- ♦ Enjoys skateboarding and is a big movie buff
- ♦ Majored in corporate communications at Texas

COMMUNITY

- ♦ Supported a free meal giveaway in Texas after severe storm damages (2021)
- ♦ Supported former teammate at Tony Jefferson's Shop with a Jock event for Baltimore youth at the holidays (2019)
- ♦ Alongside teammates, participated as a celebrity bowler in Anthony Levine Sr.'s Celebrity Bowling Night to benefit his 4every1 Foundation (2019)
- ♦ Visited with patients unable to go home for the holidays at Medstar Union Memorial Hospital (2018)

COLLEGE

- ♦ Played in 31 games (13 starts) in three-year career at Texas (2015-17)
- ♦ Registered 106 tackles (85 solo), 2.5 sacks, nine interceptions, 23 passes defended, four forced fumbles and three fumble recoveries
- ♦ Started all 12 games as a junior in 2017, recording 63 tackles (50 solo), 15 passes defended, six interceptions and three forced fumbles
- ♦ In 2017, his 127 return yards on six interceptions were the fourth-most in school history for a single season
- ♦ Returned an interception for a career-long 43 yards vs. Baylor
- ♦ In 2017, recorded first-career interception return for a TD (38 yards) at USC
- ♦ Earned several honors his final season at Texas, including first-team All-American by AFCA, Associated Press, FWAA, The Sporting News and WCFF, first-team All-Big 12 by league's coaches and AP
- ♦ Named Jim Thorpe Award finalist, awarded annually to the nation's best defensive back (2017)

DESHON ELLIOTT'S NFL REGULAR SEASON DEFENSIVE STATISTICS

DATE	TEAM	GP	GS	TACKLES					INTERCEPTIONS					O. FUMB				ST				MISC					
				TK	S	A	TFL	YDS	SK	YDS	QBH	NO	YDS	LG	TD	PD	FF	FR	TD	YDS	TK	S	A	FF	FR	S	A
2018	Ravens	0	0	0	0	0	0	0	0	0.0	0.0	0	0	0	0	0	0	0	0	0	0	0	0	0	0	0	0
2019	Ravens	6	0	3	3	0	0	0	0.0	0.0	0.0	0	0	0	0	0	0	0	0	0	0	0	0	0	0	0	0
2020	Ravens	16	16	80	51	29	3	15	2.5	14.0	5	0	0	0	0	4	2	0	0	0	0	0	0	0	0	0	0
2021	Ravens	6	6	23	19	4	3	9	1.0	6.0	3	1	0	0	0	2	0	0	0	0	0	0	0	0	0	0	0
2022	Lions	14	13	95	72	23	5	8	0.0	0.0	3	1	0	0	0	3	1	1	0	0	1	1	0	0	0	0	0
2023	Dolphins	15	15	82	53	29	1	0	0.0	0.0	0	1	0	0	0	7	0	1	0	0	0	0	0	0	0	0	0
NFL TOTALS		57	50	283	198	85	12	32	3.5	20.0	11	3	0	0	0	17	3	2	0	0	4	4	0	0	0	0	0

DESHON ELLIOTT'S NFL POSTSEASON DEFENSIVE STATISTICS

DATE	TEAM	GP	GS	TACKLES					INTERCEPTIONS					O. FUMB				ST				MISC					
				TK	S	A	TFL	YDS	SK	YDS	QBH	NO	YDS	LG	TD	PD	FF	FR	TD	YDS	TK	S	A	FF	FR	S	A
2018	Ravens	0	0	0	0	0	0	0	0.0	0.0	0	0	0	0	0	0	0	0	0	0	0	0	0	0	0	0	0
2019	Ravens	0	0	0	0	0	0	0	0.0	0.0	0	0	0	0	0	0	0	0	0	0	0	0	0	0	0	0	0
2020	Ravens	2	2	8	6	2	0	0	0.0	0.0	0	0	0	0	0	1	0	0	0	0	1	1	0	0	0	0	0
2023	Dolphins	1	1	9	3	6	0	0	0.0	0.0	0	0	0	0	0	0	0	0	0	0	0	0	0	0	0	0	0
NFL TOTALS		3	3	17	9	8	0	0	0.0	0.0	0	0	0	0	0	1	0	0	0	0	1	1	0	0	0	0	0

SINGLE-GAME HIGHS: DEFENSIVE

Total Tackles	13 at Los Angeles Chargers, Sep 10, 2023 12 at New England Patriots, Oct 09, 2022	Fumble Recoveries	1 at Minnesota Vikings, Sep 25, 2022
Solo Tackles	10 at New England Patriots, Oct 09, 2022 9 vs. Seattle Seahawks, Oct 02, 2022	Tackles For Loss	3 at New England Patriots, Oct 09, 2022 2 vs. Minnesota Vikings, Nov 07, 2021 ...1 more at 2.
Sacks	1.0 vs. Los Angeles Chargers, Oct 17, 2021 1.0 vs. Cincinnati Bengals, Oct 11, 2020 ...1 more at 1.0.	Interceptions	1 at New England Patriots, Oct 09, 2022 1 vs. Los Angeles Chargers, Oct 17, 2021 ...1 more at 1.0.
Passes Defended	2 vs. Denver Broncos, Sep 24, 2023 2 vs. Los Angeles Chargers, Oct 17, 2021	Special Teams Tackles	1 at Dallas Cowboys, Oct 23, 2022 1 at Pittsburgh Steelers, Oct 06, 2019 ...2 more at 1.
Forced Fumbles	2 at Philadelphia Eagles, Oct 18, 2020 1 vs. Jacksonville Jaguars, Dec 04, 2022		

SINGLE-GAME HIGHS - POSTSEASON: DEFENSIVE

Total Tackles	4 at Buffalo Bills, Jan 16, 2021 4 at Tennessee Titans, Jan 10, 2021	Passes Defended	1 at Tennessee Titans, Jan 10, 2021
Solo Tackles	3 at Buffalo Bills, Jan 16, 2021 3 at Tennessee Titans, Jan 10, 2021	Special Teams Tackles	1 at Buffalo Bills, Jan 16, 2021

2023 GAME-BY-GAME REGULAR-SEASON STATISTICS (DOLPHINS)

DATE	OPPONENT	P/S	TACKLES							INTERCEPTIONS				O. FUMB			ST			MISC		W/L	SCORE					
			TK	S	A	SK	YDS	TFL	YDS	QBH	NO	YDS	LG	TD	PD	FF	FR	TD	YDS	TK	S			A	FF	FR	S	A
09/10	at Chargers	S	13	8	5	0.0	0.0	0	0	0	0	0	0	0	0	0	0	0	0	0	0	0	0	0	0	0	W	36-34
09/17	at Patriots	S	4	3	1	0.0	0.0	0	0	0	0	0	0	1	0	1	0	0	0	0	0	0	0	0	0	0	W	24-17
09/24	Broncos	S	5	3	2	0.0	0.0	0	0	0	0	0	0	2	0	0	0	0	0	0	0	0	0	0	0	W	70-20	
10/01	at Bills		ON INACTIVE LIST																							L	20-48	
10/08	Giants	S	6	5	1	0.0	0.0	0	0	0	0	0	0	0	0	0	0	0	0	0	0	0	0	0	0	0	W	31-16
10/15	Panthers	S	5	3	2	0.0	0.0	0	0	0	0	0	0	0	0	0	0	0	0	0	0	0	0	0	0	0	W	42-21
10/22	at Eagles	S	4	2	2	0.0	0.0	0	0	0	0	0	0	0	0	0	0	0	0	0	0	0	0	0	0	0	L	17-31
10/29	Patriots	S	6	4	2	0.0	0.0	0	0	0	0	0	0	1	0	0	0	0	0	0	0	0	0	0	0	0	W	31-17
11/05	at Chiefs	S	4	3	1	0.0	0.0	0	0	0	0	0	0	0	0	0	0	0	0	0	0	0	0	0	0	0	L	14-21
11/19	Raiders	S	1	1	0	0.0	0.0	0	0	0	0	0	0	0	0	0	0	0	0	0	0	0	0	0	0	0	W	20-13
11/24	at Jets	S	1	1	0	0.0	0.0	0	0	0	0	0	0	1	0	0	0	0	0	0	0	0	0	0	0	0	W	34-13
12/03	at Commanders	S	3	1	2	0.0	0.0	0	0	0	0	0	0	1	0	0	0	0	0	0	0	0	0	0	0	0	W	45-15
12/11	Titans	S	8	4	4	0.0	0.0	0	0	0	0	0	0	0	0	0	0	0	0	0	0	0	0	0	0	0	L	27-28
12/17	Jets		ON INACTIVE LIST																							W	30-0	
12/24	Cowboys	S	2	2	0	0.0	0.0	0	0	0	0	0	0	0	0	0	0	0	0	0	0	0	0	0	0	0	W	22-20
12/31	at Ravens	S	10	7	3	0.0	0.0	1	0	0	0	0	0	0	0	0	0	0	0	0	0	0	0	0	0	0	L	19-56
01/07	Bills	S	10	6	4	0.0	0.0	0	0	0	0	0	0	1	0	0	0	0	0	0	0	0	0	0	0	0	L	14-21
2023 TOTALS		15-15	82	53	29	0.0	0.0	1	0	0	0	0	7	0	1	0	0	0	0	0	0	0	0	0	0	0	11-6	

2022 GAME-BY-GAME REGULAR-SEASON STATISTICS (LIONS)

DATE	OPPONENT	P/S	TACKLES							INTERCEPTIONS				O. FUMB			ST			MISC		W/L	SCORE					
			TK	S	A	SK	YDS	TFL	YDS	QBH	NO	YDS	LG	TD	PD	FF	FR	TD	YDS	TK	S			A	FF	FR	S	A
09/11	Eagles	S	6	6	0	0.0	0.0	0	0	0	0	0	0	0	0	0	0	0	0	0	0	0	0	0	0	0	L	35-38
09/18	Commanders	S	6	5	1	0.0	0.0	0	0	2	0	0	0	0	0	0	0	0	0	0	0	0	0	0	0	0	W	36-27
09/25	at Vikings	S	5	3	2	0.0	0.0	0	0	0	0	0	0	0	0	1	0	0	0	0	0	0	0	0	0	0	L	24-28
10/02	Seahawks	S	11	9	2	0.0	0.0	0	0	0	0	0	0	0	0	0	0	0	0	0	0	0	0	0	0	0	L	45-48
10/09	at Patriots	P	12	10	2	0.0	0.0	3	7	0	1	0	0	0	1	0	0	0	0	0	0	0	0	0	0	0	L	0-29
10/23	at Cowboys	S	8	4	4	0.0	0.0	1	1	0	0	0	0	0	0	0	0	0	0	1	1	0	0	0	0	0	L	6-24
10/30	Dolphins		ON INACTIVE LIST																							L	27-31	
11/06	Packers	S	7	5	2	0.0	0.0	0	0	0	0	0	0	1	0	0	0	0	0	0	0	0	0	0	0	0	W	15-9
11/13	at Bears	S	1	1	0	0.0	0.0	0	0	0	0	0	0	0	0	0	0	0	0	0	0	0	0	0	0	0	W	31-30
11/20	at Giants	S	8	8	0	0.0	0.0	0	0	1	0	0	0	0	0	0	0	0	0	0	0	0	0	0	0	0	W	31-18
11/24	Bills	S	8	4	4	0.0	0.0	0	0	0	0	0	0	0	0	0	0	0	0	0	0	0	0	0	0	0	L	25-28
12/04	Jaguars	S	6	3	3	0.0	0.0	0	0	0	0	0	0	0	1	0	0	0	0	0	0	0	0	0	0	0	W	40-14
12/11	Vikings	S	6	6	0	0.0	0.0	0	0	0	0	0	0	1	0	0	0	0	0	0	0	0	0	0	0	0	W	34-23
12/18	at Jets	S	6	5	1	0.0	0.0	1	0	0	0	0	0	0	0	0	0	0	0	0	0	0	0	0	0	0	W	20-17
12/24	at Panthers		INACTIVE																							L	23-37	
01/01	Bears		INACTIVE																							W	41-10	
01/08	at Packers	S	5	3	2	0.0	0.0	0	0	0	0	0	0	0	0	0	0	0	0	0	0	0	0	0	0	0	W	20-16
2022 TOTALS		14-13	95	72	23	0.0	0.0	5	8	3	1	0	0	0	3	1	1	0	0	1	1	0	0	0	0	0	9-8	

2021 GAME-BY-GAME REGULAR-SEASON STATISTICS (RAVENS)

DATE	OPPONENT	P/S	TACKLES							INTERCEPTIONS				O. FUMB			ST			MISC		W/L	SCORE					
			TK	S	A	SK	YDS	TFL	YDS	QBH	NO	YDS	LG	TD	PD	FF	FR	TD	YDS	TK	S			A	FF	FR	S	A
09/13	at Raiders	S	7	4	3	0.0	0.0	0	0	0	0	0	0	0	0	0	0	0	0	0	0	0	0	0	0	0	L	27-33+
09/19	Chiefs	S	3	3	0	0.0	0.0	0	0	1	0	0	0	0	0	0	0	0	0	0	0	0	0	0	0	0	W	36-35
09/26	at Lions	S	2	2	0	0.0	0.0	0	0	0	0	0	0	0	0	0	0	0	0	0	0	0	0	0	0	0	W	19-17
10/03	at Broncos		ON INACTIVE LIST																							W	23-7	
10/11	Colts		ON INACTIVE LIST																							W	31-25+	
10/17	Chargers	S	3	3	0	1.0	6.0	1	6	2	1	0	0	0	2	0	0	0	0	0	0	0	0	0	0	0	W	34-6
10/24	Bengals	S	2	1	1	0.0	0.0	0	0	0	0	0	0	0	0	0	0	0	0	0	0	0	0	0	0	0	L	17-41
11/07	Vikings	S	6	6	0	0.0	0.0	2	3	0	0	0	0	0	0	0	0	0	0	0	0	0	0	0	0	0	W	34-31+
11/11	at Dolphins		INJURED RESERVE																							L	10-22	
11/21	at Bears		INJURED RESERVE																							W	16-13	
11/28	Browns		INJURED RESERVE																							W	16-10	
12/05	at Steelers		INJURED RESERVE																							L	19-20	
12/12	at Browns		INJURED RESERVE																							L	22-24	
12/19	Packers		INJURED RESERVE																							L	30-31	
12/26	at Bengals		INJURED RESERVE																							L	21-41	
01/02	Rams		INJURED RESERVE																							L	19-20	
01/09	Steelers		INJURED RESERVE																							L	13-16+	
2021 TOTALS		6-6	23	19	4	1.0	6.0	3	9	3	1	0	0	2	0	0	0	0	0	0	0	0	0	0	0	0	8-9	

+ Overtime

2020 GAME-BY-GAME REGULAR-SEASON STATISTICS (RAVENS)

DATE	OPPONENT	P/S	TACKLES						INTERCEPTIONS				O. FUMB			ST			MISC		W/L	SCORE					
			TK	S	A	SK	YDS	TFL	YDS	QBH	NO	YDS	LG	TD	PD	FF	FR	TD	YDS	TK			S	A	FF	FR	S
09/13	Browns	S	5	2	3	0.0	0.0	0	0	0	0	0	0	0	0	0	0	0	0	0	0	0	0	0	0	W	38-6
09/20	at Texans	S	4	4	0	1.0	4.0	1	4	2	0	0	0	0	0	0	0	0	0	0	0	0	0	0	0	W	33-16
09/28	Chiefs	S	5	4	1	0.0	0.0	0	0	0	0	0	0	0	1	0	0	0	0	0	0	0	0	0	0	L	20-34
10/04	at Football Team	S	3	2	1	0.0	0.0	0	0	0	0	0	0	0	1	0	0	0	0	0	0	0	0	0	0	W	31-17
10/11	Bengals	S	5	2	3	1.0	9.0	2	11	1	0	0	0	0	0	0	0	0	0	0	0	0	0	0	0	W	27-3
10/18	at Eagles	S	3	1	2	0.0	0.0	0	0	1	0	0	0	0	0	1	2	0	0	0	0	0	0	0	0	W	30-28
11/01	Steelers	S	7	4	3	0.5	1.0	0	0	1	0	0	0	0	0	0	0	0	0	0	0	0	0	0	0	L	24-28
11/08	at Colts	S	4	4	0	0.0	0.0	0	0	0	0	0	0	0	0	0	0	0	0	0	0	0	0	0	0	W	24-10
11/15	at Patriots	S	6	4	2	0.0	0.0	0	0	0	0	0	0	0	0	0	0	0	0	0	0	0	0	0	0	L	17-23
11/22	Titans	S	6	3	3	0.0	0.0	0	0	0	0	0	0	0	0	0	0	0	0	0	0	0	0	0	0	L	24-30
12/02	at Steelers	S	7	5	2	0.0	0.0	0	0	0	0	0	0	0	0	0	0	0	0	0	0	0	0	0	0	L	14-19
12/08	Cowboys	S	7	7	0	0.0	0.0	0	0	0	0	0	0	0	0	0	0	0	0	0	0	0	0	0	0	W	34-17
12/14	at Browns	S	7	5	2	0.0	0.0	0	0	0	0	0	0	0	1	0	0	0	0	0	0	0	0	0	0	W	47-42
12/20	Jaguars	S	5	1	4	0.0	0.0	0	0	0	0	0	0	0	0	0	0	0	0	0	0	0	0	0	0	W	40-14
12/27	Giants	S	4	3	1	0.0	0.0	0	0	0	0	0	0	0	0	0	0	0	0	0	0	0	0	0	0	W	27-13
01/03	at Bengals	S	2	0	2	0.0	0.0	0	0	0	0	0	0	0	0	0	0	0	0	0	0	0	0	0	0	W	38-3
2020 TOTALS		16-16	80	51	29	2.5	14.0	3	15	5	0	0	0	0	4	2	0	0	0	0	0	0	0	0	0	11-5	

+ - Overtime

2019 GAME-BY-GAME REGULAR-SEASON STATISTICS (RAVENS)

DATE	OPPONENT	P/S	TACKLES						INTERCEPTIONS				O. FUMB			ST			MISC		W/L	SCORE					
			TK	S	A	SK	YDS	TFL	YDS	QBH	NO	YDS	LG	TD	PD	FF	FR	TD	YDS	TK			S	A	FF	FR	S
09/08	at Dolphins	P	0	0	0	0.0	0.0	0	0	0	0	0	0	0	0	0	0	0	0	0	0	0	0	0	0	W	59-10
09/15	Cardinals	P	0	0	0	0.0	0.0	0	0	0	0	0	0	0	0	0	0	0	0	0	0	0	0	0	0	W	23-17
09/22	at Chiefs	P	0	0	0	0.0	0.0	0	0	0	0	0	0	0	0	0	0	0	0	0	0	0	0	0	0	L	28-33
09/29	Browns	P	2	2	0	0.0	0.0	0	0	0	0	0	0	0	0	0	0	0	0	0	0	0	0	0	0	L	25-40
10/06	at Steelers	P	0	0	0	0.0	0.0	0	0	0	0	0	0	0	0	0	0	0	0	0	0	0	0	0	0	W	26-23+
10/13	Bengals	P	1	1	0	0.0	0.0	0	0	0	0	0	0	1	0	0	0	0	0	0	0	0	0	0	0	W	23-17
10/20	at Seahawks																									W	30-16
11/03	Patriots																									W	37-20
11/10	at Bengals																									W	49-13
11/17	Texans																									W	41-7
11/25	at Rams																									W	45-6
12/01	49ers																									W	20-17
12/08	at Bills																									W	24-17
12/12	Jets																									W	42-21
12/22	at Browns																									W	31-15
12/29	Steelers																									W	28-10
2019 TOTALS		6-0	3	3	0	0.0	0.0	0	0	0	0	0	0	1	0	0	0	0	0	0	0	0	0	0	0	14-2	

+ - Overtime

2018 GAME-BY-GAME REGULAR-SEASON STATISTICS (RAVENS)

DATE	OPPONENT	P/S	TACKLES						INTERCEPTIONS				O. FUMB			ST			MISC		W/L	SCORE					
			TK	S	A	SK	YDS	TFL	YDS	QBH	NO	YDS	LG	TD	PD	FF	FR	TD	YDS	TK			S	A	FF	FR	S
09/09	Bills																									W	47-3
09/13	at Bengals																									L	23-34
09/23	Broncos																									W	27-14
09/30	at Steelers																									W	26-14
10/07	at Browns																									L	9-12+
10/14	at Titans																									W	21-0
10/21	Saints																									L	23-24
10/28	at Panthers																									L	21-36
11/04	Steelers																									L	16-23
11/18	Bengals																									W	24-21
11/25	Raiders																									W	34-17
12/02	at Falcons																									W	26-16
12/09	at Chiefs																									L	24-27+
12/16	Buccaneers																									W	20-12
12/22	at Chargers																									W	22-10
12/30	Browns																									W	26-24
2018 TOTALS			0	0	0	0.0	0.0	0	0	0	0	0	0	0	0	0	0	0	0	0	0	0	0	0	0	10-6	

+ - Overtime

2023 GAME-BY-GAME POSTSEASON STATISTICS (DOLPHINS)

DATE	OPPONENT	P/S	TACKLES						INTERCEPTIONS				O. FUMB			ST			MISC		W/L	SCORE					
			TK	S	A	SK	YDS	TFL	YDS	QBH	NO	YDS	LG	TD	PD	FF	FR	TD	YDS	TK			S	A	FF	FR	S
01/13	at Chiefs	S	9	3	6	0.0	0.0	0	0	0	0	0	0	0	0	0	0	0	0	0	0	0	0	0	0	L	7-26
2023 TOTALS		1-1	9	3	6	0.0	0.0	0	0	0	0	0	0	0	0	0	0	0	0	0	0	0	0	0	0	0	0-1

2020 GAME-BY-GAME POSTSEASON STATISTICS (RAVENS)

DATE	OPPONENT	P/S	TACKLES						INTERCEPTIONS				O. FUMB			ST			MISC		W/L	SCORE					
			TK	S	A	SK	YDS	TFL	YDS	QBH	NO	YDS	LG	TD	PD	FF	FR	TD	YDS	TK			S	A	FF	FR	S
01/10	at Titans	S	4	3	1	0.0	0.0	0	0	0	0	0	0	1	0	0	0	0	0	0	0	0	0	0	0	W	20-13
01/16	at Bills	S	4	3	1	0.0	0.0	0	0	0	0	0	0	0	0	0	0	0	0	0	0	0	0	0	0	L	3-17
2020 TOTALS		2-2	8	6	2	0.0	0.0	0	0	0	0	0	0	1	0	0	0	0	0	0	0	0	0	0	0	1-1	

2019 GAME-BY-GAME POSTSEASON STATISTICS (RAVENS)

DATE	OPPONENT	P/S	TACKLES						INTERCEPTIONS				O. FUMB			ST			MISC		W/L	SCORE					
			TK	S	A	SK	YDS	TFL	YDS	QBH	NO	YDS	LG	TD	PD	FF	FR	TD	YDS	TK			S	A	FF	FR	S
01/11	Titans																									L	12-28
2019 TOTALS			0	0	0	0.0	0.0	0	0	0	0	0	0	0	0	0	0	0	0	0	0	0	0	0	0	0	0-1

2018 GAME-BY-GAME POSTSEASON STATISTICS (RAVENS)

DATE	OPPONENT	P/S	TACKLES							INTERCEPTIONS					O. FUMB			ST				MISC		W/L	SCORE			
			TK	S	A	SK	YDS	TFL	YDS	QBH	NO	YDS	LG	TD	PD	FF	FR	TD	YDS	TK	S	A	FF			FR	S	A
01/06	Chargers		0	0	0	0.0	0.0	0	0	0	0	0	0	0	0	0	0	0	0	0	0	0	0	0	0	0	L	17-23
2018 TOTALS			0	0	0	0.0	0.0	0	0	0	0	0	0	0	0	0	0	0	0	0	0	0	0	0	0	0-1		



TROY ^{OT} FAUTANU

HEIGHT: 6-4
WEIGHT: 317
COLLEGE: Washington
BORN: October 11, 2000



HOW ACQUIRED: D1 '24
NFL EXPERIENCE: R
BIRTHPLACE: Henderson, NV

PRO CAREER

- ✦ Has yet to make NFL debut

TRANSACTIONS

- ✦ Signed a four-year contract with Pittsburgh on June 3, 2024
- ✦ Drafted by the Steelers in the first round (20th overall) of the 2024 NFL Draft

PERSONAL

- ✦ Played four seasons as an offensive and defensive lineman at Liberty H.S.
- ✦ Named to the Las Vegas Review Journal's First-Team All-Nevada in 2018
- ✦ USA Today First-Team All-Nevada
- ✦ First-Team All-Southwest League
- ✦ As a senior, helped Liberty advance to the championship game of the 2018 NIAA 4A Desert Region playoffs and also earned a spot in the semifinals of the 4A State playoffs
- ✦ As a junior in 2017, helped Liberty to an 11-2 overall record, the NIAA 4A Sunrise Region championship, and the 4A state semifinals
- ✦ Named to the First-Team All-Southeast League and was a second-team all-state selection by the Las Vegas Review Journal
- ✦ As a sophomore in 2016, team went 12-2 and won the 4A Sunrise championship before making it to the 4A state championship game
- ✦ Played on the varsity as a freshman, as Patriots went 11-2, won the Sunrise playoffs and made it to the Division I state championship game
- ✦ Listed by 247Sports as the No. 27 offensive guard prospect in the nation and the No. 2 overall recruit in Nevada
- ✦ Ranked by Rivals.com as the No. 50 offensive tackle in the nation and the No. 2 prospect in Nevada
- ✦ Named the No. 50 OT in the country and No. 3 Nevada recruit by ESPN
- ✦ Also played high school volleyball

COLLEGE

- ✦ 2023 Third-Team All-American (Associated Press)
- ✦ 2023 Morris Trophy Winner
- ✦ 2023 First-Team All-Pac-12
- ✦ 2022 Second-Team All-Pac-12
- ✦ 2022 Third-Team All-Pac-12 (Pro Football Focus, Phil Steele)
- ✦ 2020 Pac-12 Academic Honor Roll
- ✦ Played in 42 games (31 starts) in four-year career at Washington (2020-23)
- ✦ Started at left tackle in all 15 games in 2023
- ✦ Won the John P. Angel Offensive Power Player of the Year Award at the team's postseason banquet
- ✦ Started all 13 games in 2022
- ✦ Started at left tackle in the first three games of the year, and then at left guard vs. Stanford
- ✦ Returned to left tackle for the remainder of the year

TROY FAUTANU'S COLLEGE STATISTICS

DATE	TEAM	GP	GS
2020	Washington	4	0
2021	Washington	10	3
2022	Washington	13	13
2023	Washington	15	15
TOTALS		42	31

96



BREIDEN^{DL} FEHOKO

HEIGHT: 6-3
WEIGHT: 300
COLLEGE: LSU
BORN: October 15, 1996

HOW ACQUIRED: FA '23
NFL EXPERIENCE: 4th year
BIRTHPLACE: Honolulu, HI

PRO CAREER

- ✦ Has played in 19 games (four starts) over his four-year NFL career (L.A. Chargers 2020-22; Pittsburgh Steelers 2023).
- ✦ Has registered 36 tackles (15 solo) and one tackle for loss
- ✦ Made NFL debut in Week 12 of 2020 (at Buffalo)
- ✦ Made NFL starting debut in Week 11 of 2021 (vs. Pittsburgh)

2023 (STEELERS)

- ✦ Did not see any game action
- ✦ Spent most of the regular-season on the practice squad
- ✦ Added to the active/inactive roster for Weeks 3-10

2022 (CHARGERS)

- ✦ Played in nine games (three starts)
- ✦ Started all 17 regular-season games
- ✦ Finished with a career-high 23 tackles (10 solo) and one tackle for loss
- ✦ Tallied three tackles in the AFC Wild Card matchup at Jacksonville
- ✦ Aided a defense that did not allow a single third-down conversion in the first half, the first defense to do so in a playoff game since at least 2000, and held the Jaguars to a franchise playoff-best 2-for-10 on third down in the game
- ✦ Set a career high with five tackles, including one for a loss, in the Week 15 win over Tennessee

2021 (CHARGERS)

- ✦ Played in eight games (one start)
- ✦ Registered 13 tackles (five solo)
- ✦ Started the season on practice squad before being signed to the active roster prior to Week 11
- ✦ Recorded a career-high five tackles (two solo) in Week 16 at Houston

2020 (CHARGERS)

- ✦ After spending the first 10 weeks on the club's practice squad, appeared in back-to-back games in Weeks 12 and 13 via standard practice squad elevation
- ✦ Reverted back to the practice squad following Week 13, spending the final five weeks with the club

TRANSACTIONS

- ✦ Signed a one-year contract with Pittsburgh on March 30, 2023
- ✦ Promoted from the L.A. Chargers practice squad to the active roster on Nov. 9, 2022
- ✦ Signed to the Chargers practice squad on Sept. 14, 2022
- ✦ Waived by the L.A. Chargers on Sept. 12, 2022
- ✦ Promoted from the Chargers practice squad to the active roster on Nov. 17, 2021
- ✦ Signed to the L.A. Chargers practice squad on Sept. 2, 2021
- ✦ Waived by the Chargers on Aug. 31, 2021
- ✦ Signed a reserve/futures contract with the L.A. Chargers on Jan. 4, 2021
- ✦ Promoted from the Chargers practice squad to the active roster on Dec. 5, 2020
- ✦ Signed to the L.A. Chargers practice squad on Nov. 30, 2020
- ✦ Signed to the Chargers practice squad on Sept. 7, 2020
- ✦ Waived by the L.A. Chargers on Sept. 5, 2020
- ✦ Signed as an undrafted free agent with the Chargers on Apr. 26, 2020

PERSONAL

- ✦ Given name Breiden Hinckley Fehoko
- ✦ Born in Honolulu, Hawaii
- ✦ Father, VIII, was good friends with Hall of Fame LB Junior Seau
- ✦ Former Ravens and Lions NT Haloti Ngata is a relative
- ✦ Father also served as the mascot for the University of Hawai'i for many years, performing at Rainbow Warriors games and the Pro Bowl
- ✦ Participated in the Friends program in high school, where students did activities and ate lunch with special needs schoolmates
- ✦ First job was a summer camp counselor in high school
- ✦ Eventually wants to build his own house
- ✦ Has played the ukulele and drums since his youth
- ✦ Earned Under Armour High School All-America honors at W.R. Farrington High in Honolulu, Hawaii
- ✦ Ranked by Scout as a senior as the No. 4 defensive lineman in the class
- ✦ As a senior, compiled 74 tackles, 16.0 sacks, 27 tackles for loss and six forced fumbles

COLLEGE

- ✦ Played two seasons at LSU (2018-19) and sat out the 2017 season due to transfer rules after playing two years at Texas Tech (2015-16)
- ✦ Appeared in 23 games (12 starts) for the Tigers, recording 33 tackles (10 solo), 2.0 sacks, nine tackles for loss and a pair of passes defended
- ✦ Member of 2018 SEC Academic Honor Roll
- ✦ Started all 25 games played at Texas Tech
- ✦ Registered 38 tackles (21 solo), 2.0 sacks, 7.5 tackles for loss, one pass defended and one interception for the Red Raiders
- ✦ Earned honorable mention All-Big 12 recognition in 2015 as a freshman
- ✦ Earned a degree in communications from LSU

BREIDEN FEHOKO'S NFL REGULAR SEASON DEFENSIVE STATISTICS

DATE	TEAM	GP	GS	TACKLES							INTERCEPTIONS					O. FUMB				ST				MISC			
				TK	S	A	TFL	YDS	SK	YDS	QBH	NO	YDS	LG	TD	PD	FF	FR	TD	YDS	TK	S	A	FF	FR	S	A
2020	Chargers	2	0	0	0	0	0	0	0.0	0.0	0	0	0	0	0	0	0	0	0	0	0	0	0	0	0	0	0
2021	Chargers	8	1	13	5	8	0	0	0.0	0.0	0	0	0	0	0	0	0	0	0	0	0	0	0	0	0	0	0
2022	Chargers	9	3	23	10	13	1	1	0.0	0.0	0	0	0	0	0	0	0	0	0	0	0	0	0	0	0	0	0
2023	Steelers	0	0	0	0	0	0	0	0.0	0.0	0	0	0	0	0	0	0	0	0	0	0	0	0	0	0	0	0
NFL TOTALS		19	4	36	15	21	1	1	0.0	0.0	0	0	0	0	0	0	0	0	0	0	0	0	0	0	0	0	0

BREIDEN FEHOKO'S NFL POSTSEASON DEFENSIVE STATISTICS

DATE	TEAM	GP	GS	TACKLES							INTERCEPTIONS					O. FUMB				ST				MISC			
				TK	S	A	TFL	YDS	SK	YDS	QBH	NO	YDS	LG	TD	PD	FF	FR	TD	YDS	TK	S	A	FF	FR	S	A
2022	Chargers	1	0	3	2	1	0	0	0.0	0.0	0	0	0	0	0	0	0	0	0	0	0	0	0	0	0	0	0
2023	Steelers	0	0	0	0	0	0	0	0.0	0.0	0	0	0	0	0	0	0	0	0	0	0	0	0	0	0	0	0
NFL TOTALS		1	0	3	2	1	0	0	0.0	0.0	0	0	0	0	0	0	0	0	0	0	0	0	0	0	0	0	0

SINGLE-GAME HIGHS: DEFENSIVE

Total Tackles 5 at Houston Texans, Dec 26, 2021
3 vs. Pittsburgh Steelers, Nov 21, 2021

Solo Tackles 2 at Houston Texans, Dec 26, 2021
1 at Las Vegas Raiders, Jan 09, 2022
...2 more at 1.

2023 GAME-BY-GAME REGULAR-SEASON STATISTICS (STEELERS)

DATE	OPPONENT	P/S	TACKLES							INTERCEPTIONS					O. FUMB				ST				MISC		W/L	SCORE		
			TK	S	A	SK	YDS	TFL	YDS	QBH	NO	YDS	LG	TD	PD	FF	FR	TD	YDS	TK	S	A	FF	FR			S	A
09/10	49ers																											7-30
09/18	Browns																										W	26-22
09/24	at Raiders																										W	23-18
10/01	at Texans																										L	6-30
10/08	Ravens																										W	17-10
10/22	at Rams																										W	24-17
10/29	Jaguars																										L	10-20
11/02	Titans																										W	20-16
11/12	Packers																										W	23-19
11/19	at Browns																										L	10-13
11/26	at Bengals																										W	16-10
12/03	Cardinals																										L	10-24
12/07	Patriots																										L	18-21
12/16	at Colts																										L	13-30
12/23	Bengals																										W	34-11
12/31	at Seahawks																										W	30-23
01/06	at Ravens																										W	17-10
2023 TOTALS			0	0	0	0	0	0	0	0	0	0	0	0	0	0	0	0	0	0	0	0	0	0	0	0	10-7	

2022 GAME-BY-GAME REGULAR-SEASON STATISTICS (CHARGERS)

DATE	OPPONENT	P/S	TACKLES							INTERCEPTIONS					O. FUMB				ST				MISC		W/L	SCORE		
			TK	S	A	SK	YDS	TFL	YDS	QBH	NO	YDS	LG	TD	PD	FF	FR	TD	YDS	TK	S	A	FF	FR			S	A
09/11	Raiders																										W	24-19
09/15	at Chiefs																										L	24-27
09/25	Jaguars																										L	10-38
10/02	at Texans																										W	34-24
10/09	at Browns																										W	30-28
10/17	Broncos																										W	19-16+
10/23	Seahawks																										L	23-37
11/06	at Falcons																										W	20-17
11/13	at 49ers																										L	16-22
11/20	Chiefs																										L	27-30
11/27	at Cardinals	P	3	2	1	0.0	0.0	0	0	0	0	0	0	0	0	0	0	0	0	0	0	0	0	0	0	0	W	25-24
12/04	at Raiders	P	2	1	1	0.0	0.0	0	0	0	0	0	0	0	0	0	0	0	0	0	0	0	0	0	0	0	L	20-27
12/11	Dolphins	S	2	1	1	0.0	0.0	0	0	0	0	0	0	0	0	0	0	0	0	0	0	0	0	0	0	0	W	23-17
12/18	Titans	S	5	1	4	0.0	0.0	1	1	0	0	0	0	0	0	0	0	0	0	0	0	0	0	0	0	0	W	17-14
12/26	at Colts	P	0	0	0	0.0	0.0	0	0	0	0	0	0	0	0	0	0	0	0	0	0	0	0	0	0	0	W	20-3
01/01	Rams	P	0	0	0	0.0	0.0	0	0	0	0	0	0	0	0	0	0	0	0	0	0	0	0	0	0	0	W	31-10
01/08	at Broncos	S	5	2	3	0.0	0.0	0	0	0	0	0	0	0	0	0	0	0	0	0	0	0	0	0	0	0	L	28-31
2022 TOTALS		7-3	17	7	10	0.0	0.0	1	1	0	0	0	0	0	0	0	0	0	0	0	0	0	0	0	0	0	10-7	

+ - Overtime

2021 GAME-BY-GAME REGULAR-SEASON STATISTICS (CHARGERS)

DATE	OPPONENT	P/S	TACKLES							INTERCEPTIONS				O. FUMB			ST			MISC		W/L	SCORE						
			TK	S	A	SK	YDS	TFL	YDS	QBH	NO	YDS	LG	TD	PD	FF	FR	TD	YDS	TK	S			A	FF	FR	S	A	
09/12	at Football Team		DID NOT PLAY																							W	20-16		
09/19	Cowboys		PRACTICE SQUAD																							L	17-20		
09/26	at Chiefs		PRACTICE SQUAD																							W	30-24		
10/04	Raiders		PRACTICE SQUAD																							W	28-14		
10/10	Browns		PRACTICE SQUAD																							W	47-42		
10/17	at Ravens		PRACTICE SQUAD																							L	6-34		
10/31	Patriots		PRACTICE SQUAD																							L	24-27		
11/07	at Eagles		PRACTICE SQUAD																							W	27-24		
11/14	Vikings		PRACTICE SQUAD																							L	20-27		
11/21	Steelers		PRACTICE SQUAD																							W	41-37		
11/28	at Broncos		PRACTICE SQUAD																							L	13-28		
12/05	at Bengals		PRACTICE SQUAD																							W	41-22		
12/12	Giants		PRACTICE SQUAD																							W	37-21		
12/16	Chiefs		INACTIVE																							L	28-34+		
12/26	at Texans	P	5	2	3	0.0	0.0	0	0	0	0	0	0	0	0	0	0	0	0	0	0	0	0	0	0	0	0	L	29-41
01/02	Broncos	P	0	0	0	0.0	0.0	0	0	0	0	0	0	0	0	0	0	0	0	0	0	0	0	0	0	0	0	W	34-13
01/09	at Raiders	P	1	1	0	0.0	0.0	0	0	0	0	0	0	0	0	0	0	0	0	0	0	0	0	0	0	0	0	L	32-35+
2021 TOTALS		3-0	6	3	3	0.0	0.0	0	0	0	0	0	0	0	0	0	0	0	0	0	0	0	0	0	0	0	0	9-8	

+- Overtime

2020 GAME-BY-GAME REGULAR-SEASON STATISTICS (CHARGERS)

DATE	OPPONENT	P/S	TACKLES							INTERCEPTIONS				O. FUMB			ST			MISC		W/L	SCORE						
			TK	S	A	SK	YDS	TFL	YDS	QBH	NO	YDS	LG	TD	PD	FF	FR	TD	YDS	TK	S			A	FF	FR	S	A	
09/13	at Bengals		DID NOT PLAY																							W	16-13		
09/27	Panthers		PRACTICE SQUAD																							L	16-21		
10/04	at Buccaneers		PRACTICE SQUAD																							L	31-38		
10/12	at Saints		PRACTICE SQUAD																							L	27-30+		
10/25	Jaguars		PRACTICE SQUAD																							W	39-29		
11/01	at Broncos		PRACTICE SQUAD																							L	30-31		
11/08	Raiders		PRACTICE SQUAD																							L	26-31		
11/15	at Dolphins		PRACTICE SQUAD																							L	21-29		
11/22	Jets		PRACTICE SQUAD																							W	34-28		
11/29	at Bills	P	0	0	0	0.0	0.0	0	0	0	0	0	0	0	0	0	0	0	0	0	0	0	0	0	0	0	0	L	17-27
12/06	Patriots	P	0	0	0	0.0	0.0	0	0	0	0	0	0	0	0	0	0	0	0	0	0	0	0	0	0	0	0	L	0-45
12/13	Falcons		PRACTICE SQUAD																							W	20-17		
12/17	at Raiders		PRACTICE SQUAD																							W	30-27+		
12/27	Broncos		PRACTICE SQUAD																							W	19-16		
01/03	at Chiefs		PRACTICE SQUAD																							W	38-21		
2020 TOTALS		2-0	0	0	0	0.0	0.0	0	0	0	0	0	0	0	0	0	0	0	0	0	0	0	0	0	0	0	0	7-8	

+- Overtime

2023 GAME-BY-GAME POSTSEASON STATISTICS (STEELERS)

DATE	OPPONENT	P/S	TACKLES							INTERCEPTIONS				O. FUMB			ST			MISC		W/L	SCORE					
			TK	S	A	SK	YDS	TFL	YDS	QBH	NO	YDS	LG	TD	PD	FF	FR	TD	YDS	TK	S			A	FF	FR	S	A
01/15	at Bills		PRACTICE SQUAD																							L	17-31	
2023 TOTALS			0	0	0	0.0	0.0	0	0	0	0	0	0	0	0	0	0	0	0	0	0	0	0	0	0	0	0	0-1

2022 GAME-BY-GAME POSTSEASON STATISTICS (CHARGERS)

DATE	OPPONENT	P/S	TACKLES							INTERCEPTIONS				O. FUMB			ST			MISC		W/L	SCORE						
			TK	S	A	SK	YDS	TFL	YDS	QBH	NO	YDS	LG	TD	PD	FF	FR	TD	YDS	TK	S			A	FF	FR	S	A	
01/14	at Jaguars	P	3	2	1	0.0	0.0	0	0	0	0	0	0	0	0	0	0	0	0	0	0	0	0	0	0	0	0	L	30-31
2022 TOTALS		1-0	3	2	1	0.0	0.0	0	0	0	0	0	0	0	0	0	0	0	0	0	0	0	0	0	0	0	0	0-1	



JUSTIN ^{QB} FIELDS

HEIGHT: 6-3
WEIGHT: 228
COLLEGE: Ohio State
BORN: March 5, 1999

HOW ACQUIRED: TR '24 (CHI)
NFL EXPERIENCE: 4th year
BIRTHPLACE: Kennesaw, GA



PRO CAREER

- ✦ Has played in 40 games (38 starts) in his four-year career (Chicago 2021-23)
- ✦ Has completed 578 of 958 passes for 6,674 yards and 40 TDs while rushing for an additional 2,220 yards on 356 attempts with 14 TDs
- ✦ Selected by the Bears with the 11th overall pick in the first round of the 2021 NFL Draft
- ✦ Chicago acquired the 11th overall selection after completing a trade with the N.Y. Giants
- ✦ Third Ohio State quarterback in the common draft era to be selected in the first round of an NFL draft, joining Art Schlichter (No. 4 overall pick in 1982) and Dwayne Haskins (No. 15 overall pick in 2019)
- ✦ Made NFL debut in Week 1 of 2021 (vs. L.A. Rams)
- ✦ Made NFL starting debut in Week 3 of 2021 (at Cleveland)

2023 (BEARS)

- ✦ Played in 13 regular-season games (13 starts) (missed four due to a right thumb injury)
- ✦ Completed 227-of-370 passes on season for 2,562 yards with 16 TDs
- ✦ Rushed 124 times for 657 yards (5.3 avg.) with four TDs
- ✦ Led all rushers with 59 yards in Week 1 vs. Green Bay and surpassed former Bears QB Jim Harbaugh (1,609) for second on the franchise all-time QB rushing list
- ✦ Completed 24-of-37 passes for 216 yards and one TD, including 10 passes in the first half for 96 yards, the sixth-most passing yards in a first-half in his career
- ✦ Reached 400 career completions in Week 3 against Kansas City, becoming the fifth Bears quarterback to reach 400 career completions in his first 30 games
- ✦ Finished Week 4 against Denver completing 28-of-35 passes for 335 yards and four TDs, marking career-highs in all three categories
- ✦ His 132.7 passer rating also set a new career high
- ✦ Completed 16-of-17 passes for 231 yards and three TDs in the first half in Week 4 vs. Denver
- ✦ Since 2000, Fields' 16 straight completions to open the game was the most consecutive completions to start a game by any quarterback in franchise history
- ✦ Eclipsed 40 total TDs and 30 passing TDs for his career with three in the first half
- ✦ Finished the first half in Week 5 at Washington with three TD passes for the second straight game
- ✦ First Bears quarterback since at least 1991 to pass for 3+ first-half TDs in consecutive weeks
- ✦ Finished the game completing 15-of-29 passes for 282 yards and four TDs and also rushed 11 times for 57 yards
- ✦ Fourth QB since the 1970 NFL-AFL merger to have 5,000 passing yards and 1,500 rushing yards within their first 30 QB starts
- ✦ Went 16-of-23 for 169 yards with one TD in Week 11 at Detroit – also rushed 18 times (matched career-high) for a season-high 104 yards
- ✦ Marked his fifth career 100-yard rushing game and first of the season
- ✦ Completed 27-of-37 passes for 217 yards and 12 rushes for 59 yards in Week 12 vs. Minnesota
- ✦ In Week 14, eclipsed 2,000 rushing yards for his career
- ✦ Second-fastest quarterback in NFL history to reach 2,000 rushing yards, needing only 36 games (Lamar Jackson, 33)
- ✦ Second-fastest quarterback in NFL history to reach 5,000 passing yards and 2,000 rushing yards (Jackson, 35 games)
- ✦ Reached 2,000 passing yards on season in Week 16 against Cardinals

2022 (BEARS)

- ✦ Played in and started 15 regular-season games
- ✦ Completed 192-of-318 passes for 242 yards with 17 TDs
- ✦ Rushed 160 times for 1,143 yards (7.1 avg.) with eight TDs
- ✦ Helped lead the Bears to a Week 1 victory vs. San Francisco, finishing the game with a pair of TDs and 121 yards on 8-of-17 passing, also adding 28 yards on the ground
- ✦ In Week 5 at Minnesota, finished the afternoon 15-of-21 passing for 208 yards and one TD, while also adding eight rushes for 47 yards on the ground
- ✦ Recorded a career-best passer rating of 118.8 as well as a completion percentage of 71.4
- ✦ In the Week 7 win against the Patriots, he finished the night completing 13-of-21 passes for 179 yards and two TDs (passing TD, rushing TD)
- ✦ Recorded a game-high 82 rushing yards on 14 attempts, his second performance with both a rushing and passing TD in the same game (vs. SF, 10/31/21)
- ✦ Finished 17-of-23 with 151 passing yards and two TDs against Dallas in Week 8 – also rushed eight times for 60 yards and a rushing TD
- ✦ Registered 424 total rushing yards in the first eight weeks of the season, which is the second-most among all NFL quarterbacks, and the second-most in franchise history by a Bears quarterback through the first eight games of the season, trailing only Bobby Douglass (556, 1972)
- ✦ Had one of the best performances of his career in Week 9 vs. Miami , completing 17-of-28 passes for 123 yards and three TDs, while also rushing 15 times for 178 yards and a TD
- ✦ Finished with a passer rating of 106.7, which was his second straight game with a passer rating above 100.0
- ✦ His rushing performance broke Michael Vick's previous single-game record of 173 rushing yards and stands as the highest rushing total by any NFL quarterback in a regular-season game in NFL history
- ✦ Surpassed Chicago's Bobby Douglass' 127-yard rushing performance on Dec. 17, 1972 to become the Bears' single-game franchise record-holder
- ✦ First player since at least 1950 to record 150+ rushing yards and 3+ passing TDs in a single game
- ✦ Joined Buffalo's Josh Allen, Cincinnati's Joe Burrow and Baltimore's Lamar Jackson as the only players entering Week 9 to record at least three TD passes and a rushing TD in the same game
- ✦ Followed up historic Week 9 performance with another great game against the Lions in Week 10, finishing with 147 yards on 13 rushes and two TDs while also completing 12-of-20 passes for 167 yards and two TDs
- ✦ First quarterback in Bears franchise history to post back-to-back games with 100+ rushing yards, and he's the first Bears player to rush for 100+ yards in consecutive games since Jordan Howard did so on Dec. 24, 2016 and Jan. 1, 2017
- ✦ Combined for 325 rushing yards in Weeks 9-10, which is the most total rushing yards in a two-game span by a quarterback in NFL history, surpassing Lamar Jackson's 268 combined yards which he recorded Oct. 13, 2019 through Oct. 20, 2019
- ✦ First quarterback in NFL history with a 60+ yard rushing TD in consecutive games
- ✦ Seventh offensive player to do so since 1994, the last player being Saquon Barkley on Dec. 22, 2019 and Dec. 29, 2019

- ✦ Led the team on the ground for the third straight game, finishing with 85 yards and a rushing TD on 18 attempts, while also going 14-of-21 for 153 yards and a passing TD in Week 11 at Atlanta
- ✦ Finished 20-of-25 passing for 254 yards in addition to seven rushes for 71 yards and a TD against the Packers in Week 13
- ✦ First quarterback on record to record three or more rushing TDs of 50+ yards in a single season, dating back to 1925
- ✦ Last players to log three rushing TDs of 50+ yards in a single season were running backs Derrick Henry and Christian McCaffrey, each doing so during the 2019 season
- ✦ The last Bears player to log three rushing TDs of 50+ yards was running back Neal Anderson, who did so during the 1988 season
- ✦ In Week 15 vs. Philadelphia, became the third quarterback in NFL history to rush for 1,000+ yards in a single season, joining Lamar Jackson and Michael Vick
- ✦ Recorded five consecutive games with 70+ rushing yards (Weeks 9-15), which is the longest streak by any QB since at least 1950
- ✦ His 132 rushing yards in Week 17 brought his total to 1,143 on the season, which moved him ahead of four-time Pro Bowler Michael Vick (1,039 rushing yards in 2006) for the second-most rushing yards by a quarterback in NFL history, trailing only Lamar Jackson's 1,206 yards from 2019

2021 (BEARS)

- ✦ Played in 12 regular-season games (10 starts)
- ✦ Threw for 1,870 yards and seven TDs
- ✦ Recorded 420 rushing yards and two rushing TDs
- ✦ Rushed for his first NFL TD in the third quarter of Week 1 at the L.A. Rams, in doing so he became the first Bears rookie quarterback to rush for a TD in his first career game since Johnny Lujack, who rushed for a TD against Green Bay in Week 2 of 1948
- ✦ Made first NFL start in Week 3 vs. Cleveland
- ✦ Started and completed 11 of 17 passes (64.7%) for 209 yards in the Week 4 win over the Lions; connected on a season-long 64-yard pass to Darnell Mooney
- ✦ Completed his first-career TD pass, a two-yarder to tight end Jesper Horsted with 13:16 to go in the second quarter to put Chicago in front during the Week 5 victory at the Raiders
- ✦ Rushed 10 times for a season-high 103 yards in Week 8 vs. San Francisco, becoming the first Bears QB to rush for 100+ yards since Bobby Douglass in 1973
- ✦ Completed 19 of 27 passes for 175 yards and a TD, and in doing so he became the third rookie QB (Robert Griffin and Marcus Mariota) with 100+ rush yards, rush TD & pass TD in single game in NFL history
- ✦ Completed 17-of-29 passes for a season-high 291 passing yards at the Steelers, his seven completions on balls 15+ yards downfield in Pittsburgh are tied for the most by a Bears QB over the past 15 seasons
- ✦ Inactive Weeks 12-13 due to injury
- ✦ Completed 26 of 39 passes for 285 yards, one TD and a rating of 96.6 vs. Minnesota in Week 15
- ✦ Inactive Weeks 16-18

TRANSACTIONS

- ✦ Acquired via trade with the Bears in exchange for the Steelers' sixth-round selection in the 2025 draft
- ✦ Signed a four-year contract with Chicago on June 10, 2021
- ✦ Drafted by Chicago in the first round (11th overall) of the 2021 NFL Draft

PERSONAL

- ✦ Five-star prospect in the 2018 recruiting cycle by every major scouting service from Harrison H.S. under head coach Matt Dickmann
- ✦ Rated as the No. 2 overall player in the Class of 2018 and the nation's top-ranked dual threat QB prospect
- ✦ Awarded MVP of the 2017 Elite 11 Quarterback Competition
- ✦ Totaled 4,187 passing yards, 41 passing TDs, 2,096 rushing yards and 28 rushing TDs in two years as a starter for Harrison H.S.
- ✦ Awarded 2018 Mr. Georgia Football by the Touchdown Club of Atlanta
- ✦ Named the 2017 Class 6A offensive player of the year by the Atlanta-Journal Constitution and the Associated Press, in addition to being named first-team all-state by both publications
- ✦ Played shortstop and second base for the Harrison H.S. varsity baseball team and was a highly-touted baseball prospect with MLB draft potential
- ✦ Son of Gina Tobey, and Ivant "Pablo" and Jo Ann Claudrick Fields
- ✦ Two younger sisters: Jaiden, a softball player at the University of Georgia, and Jessica
- ✦ Majored in consumer and family financial services at Ohio State

COLLEGE

- ✦ Posted a record of 20-2 as Ohio State's starting quarterback from 2019-20, including a 9-2 record against ranked opponents
- ✦ Two-time Big Ten Graham-George Offensive Player of the Year and Griese-Brees Quarterback of the Year (2019-20)
- ✦ Two-time First Team All-Big Ten (coaches and media, 2019-20)
- ✦ 2020 Chicago Tribune Silver Football Award winner
- ✦ 2019 Heisman Trophy finalist and Big Ten Football Championship Game MVP
- ✦ 2019 Second Team All-American by the Walter Camp Football Foundation, CBS Sports, Associated Press, American Football Coaches Association and Football Writers Association of America
- ✦ Accounted for 78 TDs in his two seasons (63 passing, 15 rushing), throwing for 5,373 yards (10th at Ohio State); also threw for 63 TDs (second at Ohio State) and completed 68.4 pct. of his passes (second at Ohio State) with just nine interceptions; also rushed for 867 yards and 15 TDs
- ✦ Had one of the greatest statistical seasons in the history of Ohio State football as a first-year starter in 2019 when he completed 67.2 percent of his passes for 3,273 yards while accounting for 51 TDs (41 passing, 10 rushing)
- ✦ First quarterback in Big Ten history with 40 passing TDs and 10 rushing TDs in the same season in 2019; his 41-3 TD-to-interception ratio was the best in the country; had a passer efficiency rating of 181.43, which was third-best nationally
- ✦ Most Valuable Player of the 2019 Big Ten Championship Game after throwing for 299 yards and three TDs in a 34-21 come-from-behind victory over No. 8 Wisconsin
- ✦ One week prior, threw for 302 yards and four TDs in a 56-27 win at No. 10 Michigan
- ✦ Third Ohio State quarterback in the last 50 years – Rex Kern and Craig Krenzler are the others – to win each of his first 13 games as the Buckeyes' starting QB
- ✦ Enrolled at Ohio State in January of 2019 after spending his freshman season at the University of Georgia
- ✦ Played in 12 of 14 games as a true freshman for Georgia in 2018 and was named to the coaches freshman All-SEC Team
- ✦ Completed 27 of 39 passes for 328 yards and four TDs and also had four rushing TDs
- ✦ Named the SEC freshman of the week on Nov. 19 after passing for 121 yards, rushing for 100 yards and accounting for three TDs in a 66-27 win over UMass.

JUSTIN FIELDS' NFL REGULAR SEASON PASSING STATISTICS

DATE	TEAM	GP	GS	ATT.	CMP.	PCT.	YDS	AVG.	TD	INT.	LG	SK	LST	RATE
2021	Bears	12	10	270	159	58.9	1,870	6.9	7	10	64	36	264	73.2
2022	Bears	15	15	318	192	60.4	2,242	7.1	17	11	56	55	359	85.2
2023	Bears	13	13	370	227	61.4	2,562	6.9	16	9	58	44	285	86.3
TOTALS		40	38	958	578	60.3	6,674	7.0	40	30	64	135	908	82.3

JUSTIN FIELDS' NFL REGULAR SEASON RUSHING STATISTICS

DATE	TEAM	NO.	YDS.	AVG.	LG	TD
2021	Bears	72	420	5.8	23	2
2022	Bears	160	1,143	7.1	671	8
2023	Bears	124	657	5.3	39	4
TOTALS		356	2,220	6.2	671	14

JUSTIN FIELDS' NFL REGULAR SEASON PASSING/RUSHING STATISTICS

DATE	TEAM	GP	GS	PASSING										RUSHING					
				ATT.	CMP.	PCT.	YDS	AVG.	TD	INT.	LG	SK	LST	RATE	NO.	YDS.	AVG.	LG	TD
2021	Bears	12	10	270	159	58.9	1,870	6.9	7	10	64	36	264	73.2	72	420	5.8	23	2
2022	Bears	15	15	318	192	60.4	2,242	7.1	17	11	56	55	359	85.2	160	1,143	7.1	671	8
2023	Bears	13	13	370	227	61.4	2,562	6.9	16	9	58	44	285	86.3	124	657	5.3	39	4
TOTALS		40	38	958	578	60.3	6,674	7.0	40	30	64	135	908	82.3	356	2,220	6.2	671	14

SINGLE-GAME HIGHS: QUARTERBACK

Pass Attempts	40 at Cleveland Browns, Dec 17, 2023 39 vs. Minnesota Vikings, Dec 20, 2021	Passer Rating	132.7 vs. Denver Broncos, Oct 01, 2023 125.3 at Washington Commanders, Oct 05, 2023
Pass Completions	28 vs. Denver Broncos, Oct 01, 2023 27 at Minnesota Vikings, Nov 27, 2023	Rush Attempts	18 at Detroit Lions, Nov 19, 2023 18 at Atlanta Falcons, Nov 20, 2022
Yards Passing	335 vs. Denver Broncos, Oct 01, 2023 291 at Pittsburgh Steelers, Nov 08, 2021	Rushing Yards	178 vs. Miami Dolphins, Nov 06, 2022 147 vs. Detroit Lions, Nov 13, 2022
TD Passes	4 at Washington Commanders, Oct 05, 2023 4 vs. Denver Broncos, Oct 01, 2023	Rushing Average	13.2 at Detroit Lions, Jan 01, 2023 11.9 vs. Miami Dolphins, Nov 06, 2022
Long Passes	64 vs. Detroit Lions, Oct 03, 2021 58 at Washington Commanders, Oct 05, 2023	Longest Runs	671 vs. Detroit Lions, Nov 13, 2022 611 vs. Miami Dolphins, Nov 06, 2022
Completion Percentage	80.0 vs. Denver Broncos, Oct 01, 2023 80.0 vs. Green Bay Packers, Dec 04, 2022	Rushing TDs	2 vs. Detroit Lions, Nov 13, 2022 1 vs. Atlanta Falcons, Dec 31, 2023 ...11 more at 1.

300-YARD PASSING GAMES (1): REGULAR SEASON

DATE	TEAM	NO.	YDS.	AVG.	LG	TD
10/01/23	BRONCOS	28	335	12.0	291	4

2023 GAME-BY-GAME REGULAR-SEASON STATISTICS (BEARS)

DATE	OPPONENT	P/S	PASSING										RUSHING				W/L	SCORE	
			ATT	CMP	YDS	PCT	Y/A	Y/C	TD	INT	LG	SK/YD	RATE	ATT	YDS	LG			TD
09/10	Packers	S	37	24	216	64.9	5.8	9.0	1	1	23	4/27	78.2	9	59	10	0	L	20-38
09/17	at Buccaneers	S	29	16	211	55.2	7.3	13.2	1	2	33	6/42	61.1	4	3	5	1	L	17-27
09/24	at Chiefs	S	22	11	99	50.0	4.5	9.0	1	1	29	3/12	58.7	11	47	17	0	L	10-41
10/01	Broncos	S	35	28	335	80.0	9.6	12.0	4	1	29t	4/35	132.7	4	25	20	0	L	28-31
10/05	at Commanders	S	29	15	282	51.7	9.7	18.8	4	0	58	3/9	125.3	11	57	14	0	W	40-20
10/15	Vikings	S	10	6	58	60.0	5.8	9.7	0	1	39	4/18	36.7	8	46	13	0	L	13-19
10/22	Raiders																	W	30-12
10/29	at Chargers																	L	13-30
11/05	at Saints																	L	17-24
11/09	Panthers																	W	16-13
11/19	at Lions	S	23	16	169	69.6	7.3	10.6	1	0	39t	2/18	105.2	18	104	29	0	L	26-31
11/27	at Vikings	S	37	27	217	73.0	5.9	8.0	0	0	36	3/18	87.3	12	59	14	0	W	12-10
12/10	Lions	S	33	19	223	57.6	6.8	11.7	1	0	41	3/29	88.3	12	58	19	1	W	28-13
12/17	at Browns	S	40	19	166	47.5	4.2	8.7	1	2	30	3/18	46.5	7	30	15	0	L	17-20
12/24	Cardinals	S	27	15	170	55.6	6.3	11.3	1	1	53	1/0	71.5	9	97	39	1	W	27-16
12/31	Falcons	S	32	20	268	62.5	8.4	13.4	1	0	52	3/28	99.5	11	45	13	1	W	37-17
01/07	at Packers	S	16	11	148	68.8	9.3	13.5	0	0	33	5/31	97.9	8	27	7	0	L	9-17
2023 TOTALS			13-13	370	227	2,562	61.4	6.9	11.3	16	9	58	44/285	86.3	124	657	39	4	7-10

2022 GAME-BY-GAME REGULAR-SEASON STATISTICS (BEARS)

DATE	OPPONENT	P/S	PASSING											RUSHING				W/L	SCORE
			ATT	CMP	YDS	PCT	Y/A	Y/C	TD	INT	LG	SK/YD	RATE	ATT	YDS	LG	TD		
09/11	49ers	S	17	8	121	47.1	7.1	15.1	2	1	51t	2/16	85.7	11	28	12	0	W	19-10
09/18	at Packers	S	11	7	70	63.6	6.4	10.0	0	1	30	3/22	43.8	8	20	7	1	L	10-27
09/25	Texans	S	17	8	106	47.1	6.2	13.3	0	2	24	5/24	27.7	8	47	29	0	W	23-20
10/02	at Giants	S	22	11	174	50.0	7.9	15.8	0	0	56	6/19	76.7	7	52	16	0	L	12-20
10/09	at Vikings	S	21	15	208	71.4	9.9	13.9	1	0	39	2/15	118.8	8	47	12	0	L	22-29
10/13	Commanders	S	27	14	190	51.9	7.0	13.6	1	1	40t	5/36	71.5	12	88	39	0	L	7-12
10/24	at Patriots	S	21	13	179	61.9	8.5	13.8	1	1	26	4/32	85.2	14	82	20	1	W	33-14
10/30	at Cowboys	S	23	17	151	73.9	6.6	8.9	2	0	36	4/25	120.0	8	60	15	1	L	29-49
11/06	Dolphins	S	28	17	123	60.7	4.4	7.2	3	0	18t	2/7	106.7	15	178	61t	1	L	32-35
11/13	Lions	S	20	12	167	60.0	8.4	13.9	2	1	50t	3/17	99.4	13	147	67t	2	L	30-31
11/20	at Falcons	S	21	14	153	66.7	7.3	10.9	1	1	32	4/25	84.0	18	85	17	1	L	24-27
11/27	at Jets																	L	10-31
12/04	Packers	S	25	20	254	80.0	10.2	12.7	0	2	56	0/0	75.7	6	71	55t	1	L	19-28
12/18	Eagles	S	21	14	152	66.7	7.2	10.9	2	0	35t	6/61	119.5	15	95	39	0	L	20-25
12/24	Bills	S	23	15	119	65.2	5.2	7.9	1	0	44	2/15	92.5	7	11	7	0	L	13-35
01/01	at Lions	S	21	7	75	33.3	3.6	10.7	1	1	16	7/45	40.8	10	132	60	0	L	10-41
01/08	Vikings																	L	13-29
2022 TOTALS		15-15	318	192	2,242	60.4	7.1	11.7	17	11	56	55/359	85.2	160	1143	67T	8	3-14	

2021 GAME-BY-GAME REGULAR-SEASON STATISTICS (BEARS)

DATE	OPPONENT	P/S	PASSING											RUSHING				W/L	SCORE
			ATT	CMP	YDS	PCT	Y/A	Y/C	TD	INT	LG	SK/YD	RATE	ATT	YDS	LG	TD		
09/12	at Rams	P	2	2	10	100.0	5.0	5.0	0	0	9	0/0	87.5	1	3	3t	1	L	14-34
09/19	Bengals	P	13	6	60	46.2	4.6	10.0	0	1	21	2/25	27.7	10	31	10	0	W	20-17
09/26	at Browns	S	20	6	68	30.0	3.4	11.3	0	0	18	9/67	41.2	3	12	7	0	L	6-26
10/03	Lions	S	17	11	209	64.7	12.3	19.0	0	1	64	1/24	82.7	3	9	11	0	W	24-14
10/10	at Raiders	S	20	12	111	60.0	5.6	9.3	1	0	18	2/10	91.9	3	4	3	0	W	20-9
10/17	Packers	S	27	16	174	59.3	6.4	10.9	1	1	21	4/37	75.2	6	43	16	0	L	14-24
10/24	at Buccaneers	S	32	22	184	68.8	5.8	8.4	0	3	22	4/16	44.3	8	38	16	0	L	3-38
10/31	49ers	S	27	19	175	70.4	6.5	9.2	1	1	22	4/27	84.6	10	103	22t	1	L	22-33
11/08	at Steelers	S	29	17	291	58.6	10.0	17.1	1	1	50	3/13	89.9	8	45	8	0	L	27-29
11/21	Ravens	S	11	4	79	36.4	7.2	19.8	0	0	29	2/1	62.3	4	23	8	0	L	13-16
11/25	at Lions																	W	16-14
12/05	Cardinals																	L	22-33
12/12	at Packers	S	33	18	224	54.5	6.8	12.4	2	2	54t	2/14	70.8	9	74	20	0	L	30-45
12/20	Vikings	S	39	26	285	66.7	7.3	11.0	1	0	27	3/30	96.6	7	35	23	0	L	9-17
12/26	at Seahawks																	W	25-24
01/02	Giants																	W	29-3
01/09	at Vikings																	L	17-31
2021 TOTALS		12-10	270	159	1,870	58.9	6.9	11.8	7	10	64	36/264	73.2	72	420	23	2	6-11	



JOEY ^{OL} FISHER

HEIGHT: 6-4
WEIGHT: 296
COLLEGE: Shepherd
BORN: November 11, 1997



HOW ACQUIRED: FA '24
NFL EXPERIENCE: 1st year
BIRTHPLACE: Hagerstown, MD

PRO CAREER

- ✦ Has yet to make NFL debut

TRANSACTIONS

- ✦ Signed a Reserve/Future contract with Pittsburgh on Jan. 18, 2024
- ✦ Signed with the Cleveland practice squad on Dec. 13, 2023
- ✦ Signed with the Pittsburgh practice squad on Aug. 31, 2023
- ✦ Waived by San Francisco on Aug. 29, 2023
- ✦ Signed with the 49ers as an undrafted rookie free agent on May 2, 2022

PERSONAL

- ✦ A 2016 graduate of Clear Spring H.S. (Hagerstown, MD) where he played football for Craig Bathgate
- ✦ Four-year letterwinner in football and basketball
- ✦ Four-time all-county and two-time all-state choice at defensive end
- ✦ Tri-State and Clear Spring H.S. record holder in sacks
- ✦ Named Offensive Linemen of the Year four times
- ✦ Earned Rookie of the Year, Male Athlete of the Year, Sportsmanship of the Year and Extra Effort Award Triple Threat awards

COLLEGE

- ✦ Invited and Accepted to 2023 Senior Bowl
- ✦ 2023 NFLPA Collegiate Bowl Participant
- ✦ 2023 Hula Bowl Invitee
- ✦ 2022 Don Hansen All-American Second Team
- ✦ 2022 D2Football.com Elite 100 First Team
- ✦ 2022 D2CCA All-American First Team
- ✦ 2022 AP Division II All-American First Team
- ✦ 2022 Second Team AFCA Division II Coaches' All-American
- ✦ Placed Fourth in 2022 Gene Upshaw Award Balloting
- ✦ 2022 Gene Upshaw Award Finalist
- ✦ Played in 15 games (15 starts) in 2022 and keyed an offensive line that helped Shepherd rank second in total offense (489.3), second in first downs offense (354), and seventh in passing offense (312.5)

JOEY FISHER'S NFL REGULAR SEASON STATISTICS

DATE	TEAM	GP	GS
2023	49ers	0	0
Went from San Francisco to Pittsburgh .			
2023	Steelers	0	0
2023	TOTAL	0	0
NFL TOTALS		0	0



DEZ^{WR} FITZPATRICK

HEIGHT: 6-2
 WEIGHT: 208
 COLLEGE: Louisville
 BORN: December 17, 1997

HOW ACQUIRED: FA '23
 NFL EXPERIENCE: 3rd year
 BIRTHPLACE: Farmington Hills, MI



PRO CAREER

- ✦ Has played in six regular-season games (no starts) in three-year NFL career (Pittsburgh 2023; Tennessee 2021-22)
- ✦ Has registered five receptions for 49 yards (9.8 average) and one TD
- ✦ Made NFL debut in Week 10 of 2021

2023 (STEELERS)

- ✦ Spent the majority of the season on the practice squad
- ✦ Appeared in one game (Week 4 at Houston)

2022 (TITANS)

- ✦ Spent the majority of the season on the practice squad
- ✦ Appeared in one game (Week 5 at Washington)

2021 (TITANS)

- ✦ Played in four games
- ✦ Registered five receptions for 49 yards and a touchdown
- ✦ Caught his first touchdown in Week 11 vs. Houston on an 18-yard pass from QB Ryan Tannehill, totaling three receptions for 35 yards
- ✦ Caught one pass for 14 yards in Week 12 at New England

TRANSACTIONS

- ✦ Signed a Reserve/Future contract with Pittsburgh on Jan. 18, 2024
- ✦ Signed to the Steelers practice squad on Oct. 4, 2023
- ✦ Waived by Pittsburgh on Oct. 2, 2023
- ✦ Signed to the Steelers active roster on Sept. 14, 2023
- ✦ Signed to the Pittsburgh practice squad on Aug. 30, 2023
- ✦ Waived by the Steelers on Aug. 29, 2023
- ✦ Signed a Reserve/Future contract with Pittsburgh on Jan. 11, 2023
- ✦ Signed to the practice squad by Tennessee on Aug. 31, 2022
- ✦ Waived by Tennessee on Aug. 30, 2022
- ✦ Signed to the practice squad by Tennessee on Sept. 2, 2021
- ✦ Waived by Tennessee on Aug. 31, 2021
- ✦ Signed a four-year contract with Tennessee on May 13, 2021
- ✦ Drafted by Tennessee in the fourth round (109th overall) of the 2021 NFL Draft

PERSONAL

- ✦ Attended Waterford Mott High School after transferring from Farmington High School (MI)
- ✦ Named a four-star recruit by all major recruiting outlets
- ✦ Ranked as the No. 7 player in the state of Michigan, the No. 45 wide receiver and the No. 208 nationally by Rivals.com
- ✦ Recorded 6- receptions for 1,317 yards and 23 touchdowns at wide receiver
- ✦ His 23 receiving touchdowns ranked him second all-time in the state of Michigan — three shy of the Michigan High School Athletic Association record
- ✦ Totaled seven interceptions from his cornerback spot, returning two for touchdowns
- ✦ Eclipsed 100 yards receiving in every game and averaged over two touchdowns per game
- ✦ Was one of five finalists for the Michigan High School Football Player of the Year honor
- ✦ Named the 2015 MLive Detroit Overall Player of the Year
- ✦ Father, Greg Fitzpatrick, is a former CFL defensive back

COLLEGE

- ✦ Played in 40 games at Louisville (2017-20)
- ✦ Finished with 154 receptions (ninth all-time) for 2,589 yards (sixth all-time) and 21 touchdowns
- ✦ Averaged 16.8 yards a reception over his career
- ✦ Tied for 10th in school history in 100-yard receiving games (eight)
- ✦ Ranked second on the team with 35 receptions for 635 yards and six touchdowns in 2019
- ✦ Finished second on the team with 31 receptions for 422 yards and three touchdowns as a sophomore
- ✦ Caught a team-best nine touchdown catches in 2017 to tie the freshman record
- ✦ Named All-ACC Honorable Mention in 2017
- ✦ Hauled in 10 catches for 134 yards vs. NC State in 2017 to tie Louisville's freshman single-game reception record
- ✦ Registered 134 receiving yards vs. NC State, the most by a freshman since 2005

DEZ FITZPATRICK'S NFL REGULAR SEASON RUSHING/RECEIVING STATISTICS

DATE	TEAM	GP	GS	RECEIVING					RUSHING				
				NO.	YDS.	AVG.	LG	TD	NO.	YDS.	AVG.	LG	TD
2021	Titans	4	0	5	49	9.8	18t	1	0	0	0.0	0	0
2022	Titans	1	0	0	0	0.0	0	0	0	0	0.0	0	0
2023	Steelers	1	0	0	0	0.0	0	0	0	0	0.0	0	0
NFL TOTALS		6	0	5	49	9.8	18T	1	0	0	0.0	0	0

DEZ FITZPATRICK'S NFL POSTSEASON RUSHING/RECEIVING STATISTICS

DATE	TEAM	GP	GS	RECEIVING					RUSHING				
				NO.	YDS.	AVG.	LG	TD	NO.	YDS.	AVG.	LG	TD
2021	Titans	0	0	0	0	0.0	0	0	0	0	0.0	0	0
2023	Steelers	0	0	0	0	0.0	0	0	0	0	0.0	0	0
NFL TOTALS		0	0	0	0	0.0	0	0	0	0	0.0	0	0

DEZ FITZPATRICK'S NFL REGULAR SEASON RETURN STATISTICS

DATE	TEAM	RET.	YDS.	AVG.	LG	TD	KICKOFF RETURNS					PUNT RETURNS				
							NO.	FC	YDS.	AVG.	LG	TD	NO.	FC	YDS.	AVG.
2021	Titans	0	0	0.0	0	0	0	0	0	0	0.0	0	0			
2022	Titans	0	0	0.0	0	0	0	0	0	0	0.0	0	0			
2023	Steelers	0	0	0.0	0	0	0	0	0	0	0.0	0	0			
NFL TOTALS		0	0	0.0	0	0	0	0	0	0	0.0	0	0			

DEZ FITZPATRICK'S NFL POSTSEASON RETURN STATISTICS

DATE	TEAM	RET.	YDS.	AVG.	LG	TD	KICKOFF RETURNS					PUNT RETURNS				
							NO.	FC	YDS.	AVG.	LG	TD	NO.	FC	YDS.	AVG.
2021	Titans	0	0	0.0	0	0	0	0	0	0	0.0	0	0			
2023	Steelers	0	0	0.0	0	0	0	0	0	0	0.0	0	0			
NFL TOTALS		0	0	0.0	0	0	0	0	0	0	0.0	0	0			

SINGLE-GAME HIGHS: RECEIVING

Receptions	3 vs. Houston Texans, Nov 21, 2021 1 at New England Patriots, Nov 28, 2021 ...1 more at 1.	Receiving TDs	1 vs. Houston Texans, Nov 21, 2021
Receiving Yards	35 vs. Houston Texans, Nov 21, 2021 14 at New England Patriots, Nov 28, 2021	All-Purpose Yards	35 vs. Houston Texans, Nov 21, 2021 14 at New England Patriots, Nov 28, 2021
Receiving Average	11.7 vs. Houston Texans, Nov 21, 2021	Most TDs	1 vs. Houston Texans, Nov 21, 2021
Longest Receptions	18t vs. Houston Texans, Nov 21, 2021 14 at New England Patriots, Nov 28, 2021	Miscellaneous Tackles	1 vs. Houston Texans, Nov 21, 2021

2023 GAME-BY-GAME REGULAR-SEASON STATISTICS (STEELERS)

DATE	OPPONENT	P/S	RECEIVING					RUSHING					W/L	SCORE
			NO.	YDS.	AVG.	LG	TD	NO.	YDS.	AVG.	LG	TD		
09/10	49ers												L	7-30
09/18	Browns												W	26-22
09/24	at Raiders												W	23-18
10/01	at Texans	P	0	0	0.0	0	0	0	0.0	0	0	0	L	6-30
10/08	Ravens												W	17-10
10/22	at Rams												W	24-17
10/29	Jaguars												L	10-20
11/02	Titans												W	20-16
11/12	Packers												W	23-19
11/19	at Browns												L	10-13
11/26	at Bengals												W	16-10
12/03	Cardinals												L	10-24
12/07	Patriots												L	18-21
12/16	at Colts												L	13-30
12/23	Bengals												W	34-11
12/31	at Seahawks												W	30-23
01/06	at Ravens												W	17-10
2023 TOTALS		1-0	0	0	0.0	0	0	0	0.0	0	0	0	10-7	

2022 GAME-BY-GAME REGULAR-SEASON STATISTICS (TITANS)

DATE	OPPONENT	P/S	RECEIVING					RUSHING					W/L	SCORE
			NO.	YDS.	AVG.	LG	TD	NO.	YDS.	AVG.	LG	TD		
09/19	at Bills												L	7-41
09/25	Raiders												W	24-22
10/02	at Colts												W	24-17
10/09	at Commanders												W	21-17
10/23	Colts												W	19-10
10/30	at Texans												W	17-10
11/06	at Chiefs												L	17-20+
11/13	Broncos												W	17-10
11/17	at Packers												W	27-17
11/27	Bengals												L	16-20
12/04	at Eagles												L	10-35
12/11	Jaguars												L	22-36
12/18	at Chargers												L	14-17
12/24	Texans												L	14-19
12/29	Cowboys												L	13-27
01/07	at Jaguars												L	16-20
2022 TOTALS		0-0	0	0	0.0	0	0	0	0	0.0	0	0	7-9	

+ - Overtime

2021 GAME-BY-GAME REGULAR-SEASON STATISTICS (TITANS)

DATE	OPPONENT	P/S	RECEIVING					RUSHING					W/L	SCORE
			NO.	YDS.	AVG.	LG	TD	NO.	YDS.	AVG.	LG	TD		
09/12	Cardinals												L	13-38
09/19	at Seahawks												W	33-30+
09/26	Colts												W	25-16
10/03	at Jets												L	24-27+
10/10	at Jaguars												W	37-19
10/18	Bills												W	34-31
10/24	Chiefs												W	27-3
10/31	at Colts												W	34-31+
11/07	at Rams												W	28-16
11/14	Saints												W	23-21
11/21	Texans												L	13-22
11/28	at Patriots												L	13-36
12/12	Jaguars												W	20-0
12/19	at Steelers												L	13-19
12/23	49ers												W	20-17
01/02	Dolphins	P	0	0	0.0	0	0	0	0	0.0	0	0	W	34-3
01/09	at Texans												W	28-25
2021 TOTALS		1-0	0	0	0.0	0	0	0	0	0.0	0	0	12-5	

+ - Overtime


2023 GAME-BY-GAME POSTSEASON STATISTICS (STEELERS)

DATE	OPPONENT	P/S	RECEIVING					RUSHING					W/L	SCORE
			NO.	YDS.	AVG.	LG	TD	NO.	YDS.	AVG.	LG	TD		
01/15	at Bills												L	17-31
2023 TOTALS		0-0	0	0	0.0	0	0	0	0	0.0	0	0	0-1	

2021 GAME-BY-GAME POSTSEASON STATISTICS (TITANS)

DATE	OPPONENT	P/S	RECEIVING					RUSHING					W/L	SCORE
			NO.	YDS.	AVG.	LG	TD	NO.	YDS.	AVG.	LG	TD		
01/22	Bengals												L	16-19
2021 TOTALS		0-0	0	0	0.0	0	0	0	0	0.0	0	0	0-1	

39



MINKAH^S FITZPATRICK

HEIGHT: 6-1
 WEIGHT: 207
 COLLEGE: Alabama
 BORN: November 17, 1996

HOW ACQUIRED: TR '18 (MIA)
 NFL EXPERIENCE: 7th year
 BIRTHPLACE: Old Bridge, NJ

PRO CAREER

- ✦ Four-time Pro Bowler (2019, 2020, 2022, 2023)
- ✦ Three-time Associated Press First Team All-Pro (2019, 2020, 2022)
- ✦ Three-time PFW/PFWA All-NFL Team (3) (2019, 2020, 2022)
- ✦ Has played in 89 games (84 starts) over his six-year NFL career (Dolphins 2018-19; Steelers 2018-23)
- ✦ four interception returns for TDs, two quarterback hits and one fumble recovery for TD
- ✦ His five defensive TDs lead the NFL since he entered the League in 2018 and lead the NFL among active players
- ✦ His four interceptions returned for TDs are the third-most in the NFL since he entered the League in 2018
- ✦ His 19 interceptions rank eighth in the NFL since he entered the League in 2018
- ✦ His 22 total takeaways (17 interceptions and five fumble recoveries) are tied for the fourth-most in the NFL since the start of the 2019 season
- ✦ His 26 combined interceptions, forced fumbles and fumble recoveries are tied for the fourth-most in the NFL since the start of the 2019 season
- ✦ Is the fourth player in NFL history with an interception return for TD in four of his first five seasons, joining Nate Clements, Pro Football Hall of Famer Ken Houston and Deion Jones
- ✦ Has had three seasons for the Steelers with at least four interceptions
- ✦ Has registered at least two passes defended in a game 10 times in his career
- ✦ Has registered at least two interceptions in a game twice in his career
- ✦ Has registered 10 or more tackles in 12 career games
- ✦ Made NFL debut in Week 1 of 2018 (vs. Tennessee)
- ✦ Made NFL starting debut in Week 3 of 2018 (vs. Oakland)

2023 (STEELERS)

- ✦ Played in and started 10 regular-season games
- ✦ Led the Steelers with 54 tackles (37 solo) when he suffered an injury in Week 8 vs. Jacksonville
- ✦ Missed the next four games before returning in Week 13 vs. Arizona, but was lost again in Week 15 at Indianapolis
- ✦ Missed Weeks 16-18 with a knee injury
- ✦ Registered 64 tackles (43 solo), three passes defended and one tackle for loss
- ✦ Recorded 11 tackles in Week 3 at Las Vegas, Week 4 at Houston and Week 7 at L.A. Rams
- ✦ Finished with six tackles (five solo) and two passes defended in Week 2 vs. Cleveland

2022 (STEELERS)

- ✦ Played in and started 15 regular-season games
- ✦ Registered 92 tackles (55 solo), 10 passes defended, six interceptions, one tackle for loss, one quarterback hit and one interception returned for a TD
- ✦ His six interceptions were the most by a Steeler in a season since Troy Polamalu in 2010 (seven), tied for the 12th-most in single-season franchise history and ranked tied-first in the League for the season
- ✦ Finished tied-first in the League in interceptions
- ✦ Became the first Steelers player with an interception in each of the first two games of the season since Troy Polamalu in 2010
- ✦ Was voted the Steelers' 2022 Most Valuable Player by his teammates
- ✦ Received Pro Bowl and Associated Press First Team All-Pro nominations for the third time in his career
- ✦ Had three games with at least 10 tackles (14, Week 1 at Cincinnati; 11, Week 14 vs. Baltimore; 10, Week 18 vs. Cleveland)
- ✦ Was named the AFC Defensive Player of the Week for his performance in Week 1 at Cincinnati (14 total tackles, 10 solo tackles, one interception return for TD, one pass defended and one blocked PAT)
- ✦ Intercepted Cincinnati QB Joe Burrow on his first pass of the game for a touchdown and later blocked the Bengals game-winning PAT to send the game into overtime for a Steelers victory in Week 1
- ✦ Intercepted New England QB Mac Jones at the Steelers' 21-yard line for a 13-yard return in Week 2 vs. New England
- ✦ Picked off Jets QB Zach Wilson at the Jets' 38-yard line and returned it to the four-yard line, allowing the Steelers' offense to get in the end zone three plays later
- ✦ Sealed his team's 19-16 victory at Atlanta in Week 13 by catching a game-ending interception on the first play of the Falcons' final drive
- ✦ Had two consecutive games with interceptions in Week 16 vs. Las Vegas and Week 17 at Baltimore

2021 (STEELERS)

- ✦ Started all 16 regular-season games
- ✦ Recorded double digit tackles in Weeks 1 (10), 5 (10), 14 (14) and 15 (12) during the 2021 season
- ✦ Led the team in solo tackles (84) and combined tackles (124)
- ✦ Tipped a pass from Bengals QB Joe Burrow that was intercepted by S Terrell Edmunds for a Steelers turnover in Week 3 vs Cincinnati
- ✦ Forced a QB Geno Smith fumble in the fourth quarter vs Seattle in Week 6
- ✦ Recorded his first interception of the season at Cincinnati in Week 12, picking off Joe Burrow for an 18-yard return
- ✦ Intercepted QB Lamar Jackson in Week 13 for his second interception in as many weeks

2020 (STEELERS)

- Started all 16 regular-season games
- Registered 79 tackles (60 solo), 11 passes defended, four interceptions, one forced fumble, one fumble recovery, one tackle for loss and one interception return for TD
- One of two players in the NFL in 2020 with at least four interceptions, one forced fumble and one fumble recovery (Marcus Peters, Baltimore)
- Ranked tied for sixth in the NFL with five takeaways (four interceptions, one forced recovery) in 2020
- Ranked tied for seventh in the NFL with four interceptions in 2020
- Three of his six combined interceptions (four), forced fumbles (one) and fumble recoveries (one) in 2020 came inside the Steelers' red zone
- Intercepted a pass from Browns QB Baker Mayfield at the Browns' 33-yard line and returned it for a TD that gave the Steelers a 10-0 first-quarter lead in Week 6 of 2020
- Picked off two passes in Week 10 at Jacksonville
- Registered an interception and fumble recovery in the 24-19 victory at Dallas in Week 9

2019 (STEELERS)

- Started all 16 regular-season games (14 for the Steelers and two for the Dolphins)
- Registered 57 tackles (36 solo) and added nine passes defended, five interceptions, two forced fumbles, one fumble recovery, one QB hit and one tackle for loss
- Involved in eight of the Steelers' 37 takeaways (five interceptions, one forced fumble and two fumble recoveries)
- His seven total takeaways (interceptions and fumble recoveries) ranked tied for most in the NFL
- His eight combined interceptions, forced fumbles and fumble recoveries ranked tied for third in the NFL
- Registered at least one interception in three consecutive games (Weeks 8-10) - tied for the fourth-longest streak in franchise history
- Ranked tied for fourth in the NFL with five interceptions in 2019
- His five interceptions in 2019 were the most by a Steeler in a single season since Troy Polamalu had seven picks in 2010
- Fitzpatrick, Marcus Peters (Baltimore), Marlon Humphrey (Baltimore), Jamal Adams (New York Jets), Jadeveon Clowney (Seattle Seahawks) and Erik Harris (Oakland) were the only players in the NFL with multiple defensive TDs in 2019
- First player in franchise history to have five or more interceptions and two or more fumble recoveries in his first or second NFL season
- First Steeler with multiple interceptions in a game since CB Brice McCain had two against Cincinnati on Dec. 28, 2014
- First NFL player to pick off a quarterback with the same last name twice in a game since Detroit Lions' CB Levi Johnson intercepted Denver Broncos QB Charley Johnson twice in Week 12 of 1974
- First player in the Super Bowl era to intercept two or more passes against a team he played for earlier that season
- Recorded a 96-yard interception return for TD (11/3/19), which was the second-longest interception return in Steelers regular season history (Martin Kottler: 99 yards, 9/27/33)
- First Steeler with defensive TDs in back-to-back weeks since Sam Washington in Week 3 and 4 of the 1984 season
- First Steeler to have a fumble return TD and a pick-six in the same season since 1996 (Carnell Lake and Ron Woodson)
- First Steeler with five interceptions in the first nine weeks of the season since S Darren Perry in 1994, and Fitzpatrick did it in just seven games
- Registered an interception in three consecutive games for the first time in his career (Weeks 9-11 in 2019), which is tied for the fourth-longest streak in franchise history
- First Steeler with an interception in three consecutive games since Troy Polamalu accomplished the feat in Weeks 11-14 of 2008
- In his first game as a Steeler, recorded five tackles (four solo), an interception, a forced fumble and a pass defended in Week 3 at San Francisco
- First Steeler to have an interception and forced fumble in the same game since William Gay vs. Indianapolis on Nov. 24, 2016
- Registered two interceptions in a single game for the first time in his career in Week 8 vs. Miami (his old team)
- First player in the Super Bowl era to intercept two or more passes against a team he played for earlier that season
- First Steeler with multiple interceptions in a game since CB Brice McCain had two against Cincinnati on Dec. 28, 2014 (W, 27-17)

2018 (DOLPHINS)

- Played in 16 regular-season games (11 starts)
- Recorded 79 tackles (50 solo), two interceptions and nine passes defended; one interception return for a TD
- His 79 tackles were 10th among NFL rookies
- Registered 10 tackles (four solo), one interception and two passes defended in Week 4 at New England
- Picked off QB Tom Brady and returned it 14 yards in the 4th quarter for his first career interception
- Recorded seven tackles (six solo) and started at CB vs. New England in Week 14
- Registered six solo tackles, one interception and two passes defended in Week 15 at Minnesota
- Intercepted QB Kirk Cousins and returned it 50 yards for a TD in the 2nd quarter vs. Vikings

TRANSACTIONS

- Signed a four-year contract extension with Pittsburgh on June 15, 2022
- Pittsburgh exercised a fifth-year option for 2022
- Acquired, via trade with Dolphins, along with Miami's fourth-round selection in the 2020 draft and seventh-round selection in the 2021 draft in exchange for the Steelers' first and fifth-round selections in the 2020 draft and the team's sixth-round pick in the 2021 draft
- Signed a four-year contract with Miami on June 1, 2018
- Drafted by the Miami Dolphins in the first round (11th overall) of the 2018 NFL Draft

PERSONAL

- Attended St. Peter's Prep (Jersey City, N.J.)
- Played wide receiver and defensive back
- Listed as the No. 4 cornerback in the nation coming out of high school
- Named to the 2015 Parade All-America team
- Selected to participate in the 2015 Under Armour All-America Game and Nike's 2014 "The Opening"
- 2014 second team All-USA selection by USA Today
- Earned first-team MaxPreps.com Junior All-American accolades in 2013
- Had 60 tackles and three interceptions as a senior in 2014
- Accounted for 62 tackles with four picks and 21 pass breakups as a junior in 2013 while earning first-team All-State honors (non-public) and first-team All-Hudson County honors
- Two interceptions and 12 pass breakups as a sophomore
- Ran track, placing first at the Hudson County Championships with times of 10.86 seconds and 21.66 seconds in the 100 and 200 meters, respectively

COMMUNITY

- ♦ Raised \$59,000 for KidsVoice last season through his Unshackled Foundation tackle campaign
- ♦ Worked with UPMC Children's Hospital of Pittsburgh Family Connection Center to have a holiday cookie decorating party. Also partnered with Giant Eagle to provide the families who attend groceries and gift cards
- ♦ Hosted a bike giveaway, providing 35 bikes to youth serviced by KidsVoice. In addition to the bikes, the youth also received helmets and shoes.

COLLEGE

- ♦ Played in 42 games (38 starts) as three year-starter at Alabama (2015-17)
- ♦ Registered 171 tackles (109 solo), 4.5 sacks, nine interceptions, 35 passes defensed and two forced fumbles over his collegiate career, while recording one blocked field goal and one blocked punt on special teams
- ♦ Won the Chuck Bednarik Award given to the nation's top defensive player, won the Jim Thorpe Award given to the nation's top defensive back and became just the third player in NCAA history to win both awards joining CB Charles Woodson and CB Patrick Peterson as a junior in 2017
- ♦ Unanimous first-team All-American, a first-team SEC selection, and a finalist for the Jason Witten Collegiate Man of the Year (player who demonstrates a record of leadership by exhibiting exceptional courage, integrity and sportsmanship on and off the field), the Lombardi Award (based on performance, leadership, character and resiliency), the Bronko Nagurski Trophy (best defensive player) and the Lott IMPACT Trophy (best defensive player in character and performance) in 2017
- ♦ Helped Alabama to a victory in the College Football Playoff National Championship in 2017
- ♦ First-team All-American and first-team SEC selection as well as a semi-finalist for the Jim Thorpe Award as a sophomore in 2016
- ♦ Named a Freshman All-American selection in 2015

MINKAH FITZPATRICK'S NFL REGULAR SEASON DEFENSIVE STATISTICS

DATE	TEAM	GP	GS	TACKLES							YDS	QBH	INTERCEPTIONS					O. FUMB			ST			MISC.											
				TK	S	A	TFL	YDS	SK	NO			YDS	LG	TD	PD	FF	FR	TD	YDS	TK	S	A	FF	FR	S	A								
2018	Dolphins	16	11	79	50	29	2	5	0.0	0.0	0	2	64	50t	1	9	0	0	0	0	1	1	0	0	0	0	0	0	0	0	0	0	0		
2019	Dolphins	2	2	11	7	4	0	0	0.0	0.0	0	0	0	0	0	1	1	0	0	0	1	1	0	0	0	0	0	0	0	0	0	0	0		
Went from Miami to Pittsburgh.																																			
2019	Steelers	14	14	57	36	21	1	1	0.0	0.0	1	5	130	96t	1	9	1	2	1	79	0	0	0	0	1	1	0	0	0	0	0	0	0	0	
2019	TOTAL	16	16	68	43	25	1	1	0.0	0.0	1	5	130	96t	1	9	2	3	1	79	1	1	0	0	0	0	0	0	0	0	0	0	0	0	
2020	Steelers	16	16	79	60	19	1	1	0.0	0.0	0	4	77	37	1	11	1	1	0	-1	0	0	0	0	0	0	0	0	0	0	0	0	0	0	0
2021	Steelers	16	16	124	84	40	1	1	0.0	0.0	0	2	18	18	0	7	1	1	0	-1	0	0	0	0	0	0	0	0	0	0	0	0	0	0	0
2022	Steelers	15	15	96	56	40	1	4	0.0	0.0	1	6	94	34	1	11	0	0	0	0	0	0	0	0	0	0	0	0	0	0	0	0	0	0	0
2023	Steelers	10	10	64	43	21	1	1	0.0	0.0	0	0	0	0	0	3	0	0	0	0	0	0	0	0	0	0	0	0	0	0	0	0	0	0	0
NFL TOTALS		89	84	510	336	174	7	13	0.0	0.0	2	19	383	96T	4	50	4	5	1	77	2	2	0	0	0	0	0	0	0	0	0	0	0	0	0

MINKAH FITZPATRICK'S NFL POSTSEASON DEFENSIVE STATISTICS

DATE	TEAM	GP	GS	TACKLES							YDS	QBH	INTERCEPTIONS					O. FUMB			ST			MISC.												
				TK	S	A	TFL	YDS	SK	NO			YDS	LG	TD	PD	FF	FR	TD	YDS	TK	S	A	FF	FR	S	A									
2020	Steelers	1	1	6	4	2	0	0	0.0	0.0	0	0	0	0	0	0	0	0	0	0	0	0	0	0	0	0	0	0	0	0	0	0	0	0	0	
2021	Steelers	1	1	6	5	1	0	0	0.0	0.0	0	0	0	0	0	0	0	0	0	0	0	0	0	0	0	0	0	0	0	0	0	0	0	0	0	0
2023	Steelers	1	1	10	5	5	1	4	0.0	0.0	0	0	0	0	0	0	0	0	0	0	0	0	0	0	0	0	0	0	0	0	0	0	0	0	0	0
NFL TOTALS		3	3	22	14	8	1	4	0.0	0.0	0	0	0	0	0	0	0	0	0	0	0	0	0	0	0	0	0	0	0	0	0	0	0	0	0	0


SINGLE-GAME HIGHS: DEFENSIVE

Total Tackles	14 at Cincinnati Bengals, Sep 11, 2022 14 vs. Tennessee Titans, Dec 19, 2021	Tackles For Loss	1 vs. New England Patriots, Dec 07, 2023 1 at Atlanta Falcons, Dec 04, 2022 ...5 more at 1.
Solo Tackles	12 vs. Tennessee Titans, Dec 19, 2021 10 at Cincinnati Bengals, Sep 11, 2022	Interceptions	2 at Jacksonville Jaguars, Nov 22, 2020 2 vs. Miami Dolphins, Oct 28, 2019
Passes Defensed	2 vs. Cleveland Browns, Sep 18, 2023 2 vs. New York Jets, Oct 02, 2022 ...8 more at 2.	Interception Return Yards	96 vs. Indianapolis Colts, Nov 03, 2019 50 at Minnesota Vikings, Dec 16, 2018
Forced Fumbles	1 vs. Seattle Seahawks, Oct 17, 2021 1 at Baltimore Ravens, Nov 01, 2020 ...2 more at 1.	Special Teams Tackles	1 vs. Baltimore Ravens, Sep 08, 2019 1 vs. Detroit Lions, Oct 21, 2018
Fumble Recoveries	1 vs. Tennessee Titans, Dec 19, 2021 1 at Dallas Cowboys, Nov 08, 2020 ...3 more at 1.	Longest Opp Fumble Return	43 vs. Los Angeles Rams, Nov 10, 2019 36 at Cincinnati Bengals, Nov 24, 2019

SINGLE-GAME HIGHS - POSTSEASON: DEFENSIVE

Total Tackles	10 at Buffalo Bills, Jan 15, 2024 6 at Kansas City Chiefs, Jan 16, 2022 6 vs. Cleveland Browns, Jan 10, 2021	Tackles For Loss	1 at Buffalo Bills, Jan 15, 2024
Solo Tackles	5 at Buffalo Bills, Jan 15, 2024 5 at Kansas City Chiefs, Jan 16, 2022 4 vs. Cleveland Browns, Jan 10, 2021		

54



ZACH FRAZIER

HEIGHT: 6-3
WEIGHT: 310
COLLEGE: West Virginia
BORN: August 29, 2001

HOW ACQUIRED: D2'24
NFL EXPERIENCE: R
BIRTHPLACE: Fairmont, WV

PRO CAREER

- ✦ Has yet to make NFL debut

TRANSACTIONS

- ✦ Signed a four-year contract with Pittsburgh on June 10, 2024
- ✦ Drafted by the Steelers in the second round (51st overall) of the 2024 NFL Draft

PERSONAL

- ✦ Played at Fairmont Senior H.S.
- ✦ Captained the Polar Bears to a 12-1 record and an appearance in the Class AA state semifinal
- ✦ Did not allow a sack in his senior season
- ✦ Captained the Class AA All-State First Team offense in 2019
- ✦ Led the Polar Bears to the Class AA state championship as a junior, earning an undefeated record of 14-0
- ✦ Class AA All-State First Team and All-USA West Virginia First Team Offense in 2018
- ✦ Led school to state championship and 12-2 record as a sophomore, while earning all-state first team and All-USA West Virginia Second Team Offense honors
- ✦ Four-time heavyweight wrestling state champion (2017-20)
- ✦ Only lost two matches his entire high school career (159-2)
- ✦ Had the highest winning percentage of any high school wrestler in the history of Marion County, West Virginia
- ✦ Son of Ray and Heather Frazier
- ✦ Married to the former Stephanie Vincent in May 2023
- ✦ Father played football at Fairmont State
- ✦ Graduated with his bachelor's degree in sport management in December 2023
- ✦ President's List with a 4.0 GPA

COLLEGE

- ✦ Two-time All-American (2021, 2023)
- ✦ Three-time All-Big 12 Conference (2022, 2023 - First Team, 2021 - Second Team)
- ✦ Three-time Team Captain
- ✦ National Football Foundation Scholar-Athlete College Sports Communicators First Team Academic All-American
- ✦ Three-time Academic First Team All-Big 12 Conference
- ✦ Played in 47 career games (46 starts) and registered 37 consecutive starts at center
- ✦ Named WVU's Offensive Lineman of the Week 16 times over his career
- ✦ Allowed one sack over his final two years and four over his career
- ✦ Collected more than 170 career knockdowns over his last three years
- ✦ 2023 First Team All-American (Action Network)
- ✦ 2023 William V. Campbell Trophy Finalist
- ✦ Named WVU's Offensive Lineman of the Week six times in 2023
- ✦ Registered a team-high 58 knockdowns
- ✦ Did not allow a sack for the season
- ✦ Part of an offensive line that led Power 5 in rushing yards (2,976), recorded 32 rushing TDs (tied for No. 11 nationally) and was the only Big 12 school to finish with more than 2,000 rushing yards in conference games.

ZACH FRAZIER'S COLLEGE STATISTICS

DATE	TEAM	GP	GS
2020	West Virginia	9	9
2021	West Virginia	13	13
2022	West Virginia	12	12
2023	West Virginia	12	12
TOTALS		46	46



PAT^{TE} FREIERMUTH

HEIGHT: 6-5
WEIGHT: 258
COLLEGE: Penn State
BORN: October 25, 1998

HOW ACQUIRED: D2 '21
NFL EXPERIENCE: 4th year
BIRTHPLACE: Merrimac, MA



PRO CAREER

- ✦ Has played in 44 career regular-season games (26 starts) in three-year NFL career (Pittsburgh 2021-23)
- ✦ Has caught 155 passes for 1,537 yards and 11 TDs
- ✦ His 155 receptions are the most by a tight end in franchise history over their first three years in the NFL
- ✦ Tenth tight end in NFL history to reach 100 career receptions in 25 games or less
- ✦ Reached 100 career receptions in his 25th game in the NFL, which was the 10th-fewest games needed to reach 100 receptions in NFL history
- ✦ Reached 1,000 receiving yards in his 26th career game, tied for the fastest by a tight end in franchise history (Eric Green)
- ✦ His 1,537 receiving yards are the most by a tight end in franchise history over their first three years in the NFL
- ✦ His 11 TD catches are the third-most by a tight end in franchise history over their first three years in the NFL
- ✦ Recorded the first 100-yard receiving game of his career, finishing with nine receptions for 120 yards (both career highs) in Week 12 of 2023 at Cincinnati
- ✦ His 120 yards receiving were the 10th-most in a single-game by a tight end in the NFL in 2023
- ✦ His 120 yards receiving were the third-most in a single-game by a tight end in franchise history
- ✦ His nine receptions were tied for the fifth-most in a single-game by a tight end in franchise history
- ✦ Made NFL debut in Week 1 of 2021 (at Buffalo)
- ✦ Made NFL starting debut in Week 1 of 2021 (at Buffalo)

2023 (STEELERS)

- ✦ Played in 12 regular-season games (nine starts)
- ✦ Returned to the lineup in Week 11 at Cleveland
- ✦ Placed on the Reserve/Injured List following Week 4 at Houston
- ✦ Registered 32 receptions for 308 yards and two TDs
- ✦ Recorded the first 100-yard receiving game of his career, finishing with nine receptions for 120 yards (both career highs) in Week 12 at Cincinnati
- ✦ His 120 yards receiving were the 10th-most in a single-game by a tight end in the NFL in 2023
- ✦ His 120 yards receiving were the third-most in a single-game by a tight end in franchise history
- ✦ His nine receptions were tied for the fifth-most in a single-game by a tight end in franchise history

2022 (STEELERS)

- ✦ Played in 16 regular-season games (eight starts)
- ✦ Registered 63 receptions (second-best on the team) for 732 yards (third-best on the team) and two touchdowns
- ✦ His 63 receptions were sixth-most by a tight end in 2022 and fourth-most in a season by a tight end in franchise history
- ✦ His 732 receiving yards were sixth-most by a tight end in 2022 and fifth-most in a season by a tight end in franchise history
- ✦ One of four tight ends in the League in 2022 with at least five games of at least 75 yards receiving (Travis Kelce, 9; George Kittle, 5; Mark Andrews, 5)
- ✦ Opened the season with his first 75 yard performance on five receptions, including a 31-yard grab for the second longest of his career, in Week 1 at Cincinnati
- ✦ Reached a career-high 85 receiving yards on seven receptions in Week 4 vs. New York Jets
- ✦ Was inactive Week 6 vs. Tampa Bay due to a concussion
- ✦ Caught a team-high eight receptions for a team-high 75 yards, including a 21-yard reception on fourth down in the fourth quarter, in Week 7 at Miami
- ✦ Recorded a team-high eight catches for 79 yards, including a 27-yard grab, in Week 11 vs. Cincinnati
- ✦ Caught a career-long 57-yard reception in Week 13 at Atlanta, the third-longest reception by a tight end in 2022 and third-longest by a Pittsburgh tight end since 2000

2021 (STEELERS)

- ✦ Played in 16 of 17 games as a rookie with nine starts
- ✦ Led NFL rookie tight ends in TD receptions (seven) and ranked second in targets (79), receptions (60), receiving yards (497), yards after the catch (247) and first downs gained (34)
- ✦ His 60 receptions in 2021 are the most by a rookie tight end in franchise history and fifth-most by a rookie tight end in NFL history
- ✦ Became the fifth rookie tight end in NFL history with 60 or more receptions in a season
- ✦ His seven receiving TDs in 2021 nearly equaled the rest of the entire rookie TE class (nine) and are tied for the most by a rookie tight end in franchise history
- ✦ His seven TD receptions are tied for the fourth-most by a rookie tight end in NFL history
- ✦ Caught his first career touchdown on a four-yard pass from QB Ben Roethlisberger in the second quarter of Week 3 vs. Cincinnati
- ✦ Reached season highs in receptions (7) and receiving yards (58) in an overtime victory in Week 6 vs. Seattle
- ✦ Registered his first multi-touchdown performance with two in Week 9 vs. Chicago
- ✦ Was inactive Week 16 at Kansas City due to a concussion

TRANSACTIONS

- ✦ Signed a four-year contract with Pittsburgh on May 25, 2021
- ✦ Drafted by the Steelers in the second round (55th overall) in the 2021 NFL Draft

PERSONAL

- Five-year letterman at the Brooks School
- Team captain as a senior in 2017
- Helped the Bishops to the New England Preparatory School Athletic Council (NEPSAC) Class C Championship as a senior with a 7-2 record
- Claimed a first-team spot on USA Today's All-USA Massachusetts Football Team as a senior
- Named all state in 2016 as a linebacker
- Earned All-New England Class B as a junior and senior
- Chosen as NEPSAC Class C Player of the Year and ISL co-MVP
- Selected All-New England and All-ISL three times each
- Named to Boston Globe's All-Scholastics team as a senior
- Named to the Massachusetts High School Football Coaches Association All-State Super 26 Team as a linebacker in 2016
- Collected four Eagle Tribune All-Star honors in 2014, 2015, 2016, 2017
- Three-time Boston Herald All-Star (2015, 2016, 2017)
- Team MVP as a senior and caught 26 passes for 613 yards and seven TDs
- Tabbed a four-star recruit by all three major recruiting outlets – 247Sports, ESPN and Rivals
- Ranked as the No. 2 player in Massachusetts, No. 13 tight end and No. 323 overall prospect by 247Sports
- Ranked as the No. 289 overall prospect, No. 8 tight end, No. 1 in Massachusetts and No. 31 in the region by ESPN
- Ranked the 148 overall prospect in the country, No. 6 tight end and No. 1 player in Massachusetts by Rivals
- Full name is Patrick John Freiermuth
- Son of Dianne and John Freiermuth
- Has one brother, Tim, and one sister, Megan
- Father, John, played basketball at St. Anselm
- Brother, Tim, was an offensive lineman on the Springfield College football team
- Born Oct. 25, 1998 in Newburyport, Massachusetts

COMMUNITY SERVICE

- Provided a holiday shopping trip for kids from the North Hills area
- As a rookie, helped with Mike Tomlin's Thanksgiving distribution, distributed backpacks for a back to school event with the Charlie Batch Foundation, and packed nonperishables for Greater Pittsburgh Community Food Bank
- Served as the keynote speaker for the Brockway Youth Sports Luncheon

COLLEGE

- Played in 30 games (26 starts) at Penn State (2018-20)
- Owens the Penn State record for career TD receptions by a tight end with 16, passing Mike Gesicki (15; 2014-17)
- Finished career tied for eighth all-time at Penn State with 16 career TD receptions with O.J. McDuffie (1988-92)
- Tallied 1,185 career receiving yards to rank 26th overall and third among tight ends in program history
- Recorded 92 career receptions, tied for 20th all-time at Penn State
- Finished career catching a pass in 29 straight games, dating back to the Pitt game (9/8/18), a school-record among tight ends
- Became the 34th Nittany Lion and seventh Penn State tight end to accumulate 1,000 career receiving yards
- Nineteen career receptions of 20 or more yards
- Ranked tied for 14th in a season at Penn State and third among tight ends in TD receptions with seven
- Ranked second among Penn State tight ends and tied for 10th overall in season receiving TDs with eight in 2018
- Set the mark for most receiving touchdowns by a freshman tight end
- Named the 2020 Kwakik-Clark Big Ten Tight End of the Year, the first-ever Penn State tight end to win the award
- Earned first-team All-Big Ten by the coaches and second-team All-Big Ten by the media
- Started four games in 2020 before missing the rest of the season due to injury
- Team captain was third on the team in receptions (23) and yards (310)
- Two-time Coaching Staff Player of the Week (Indiana and Nebraska)
- Finished the season leading all Big Ten tight ends in receiving yards (310)
- Named AFCA second-team All-American in 2019
- Selected second-team All-American by The Athletic in 2019
- Fourth-team Phil Steele All-American in 2019
- Second-team All-Big Ten by the coaches and media in 2019
- Pro Football Focus first-team All-Big Ten in 2019
- Tabbed second-team All-Big Ten by the Associated Press in 2019
- Phil Steele first-team All-Big Ten in 2019
- Named the team's Most Valuable Offensive Player at the team's awards banquet in 2019
- Named John Mackey Award Tight End of the Week following the Michigan State game (10/26) in 2019
- Selected John Mackey Award Tight End of the Week following the Buffalo game (9/7)
- Team captain made 13 starts and caught 43 passes for 507 yards (both good for second on the team)
- Ranked seventh in the Big Ten with seven TD receptions, which ranked fourth among FBS tight ends

PAT FREIERMUTH'S NFL REGULAR SEASON RUSHING/RECEIVING STATISTICS

DATE	TEAM	RECEIVING							RUSHING				
		GP	GS	NO.	YDS.	AVG.	LG	TD	NO.	YDS.	AVG.	LG	TD
2021	Steelers	16	9	60	497	8.3	24	7	0	0	0.0	0	0
2022	Steelers	16	8	63	732	11.6	57	2	0	0	0.0	0	0
2023	Steelers	12	9	32	308	9.6	29	2	0	0	0.0	0	0
NFL TOTALS		44	26	155	1,537	9.9	57	11	0	0	0.0	0	0

PAT FREIERMUTH'S NFL POSTSEASON RUSHING/RECEIVING STATISTICS

DATE	TEAM	RECEIVING							RUSHING				
		GP	GS	NO.	YDS.	AVG.	LG	TD	NO.	YDS.	AVG.	LG	TD
2021	Steelers	1	1	4	25	6.3	9	0	0	0	0.0	0	0
2023	Steelers	1	0	5	76	15.2	33	0	0	0	0.0	0	0
NFL TOTALS		2	1	9	101	11.2	33	0	0	0	0.0	0	0

PAT FREIERMUTH'S NFL REGULAR SEASON RETURN STATISTICS

DATE	TEAM	KICKOFF RETURNS					PUNT RETURNS					
		RET.	YDS.	AVG.	LG	TD	NO.	FC	YDS.	AVG.	LG	TD
2021	Steelers	0	0	0.0	0	0	0	0	0	0.0	0	0
2022	Steelers	0	0	0.0	0	0	0	0	0	0.0	0	0
2023	Steelers	0	0	0.0	0	0	0	0	0	0.0	0	0
NFL TOTALS		0	0	0.0	0	0	0	0	0	0.0	0	0

PAT FREIERMUTH'S NFL POSTSEASON RETURN STATISTICS

DATE	TEAM	KICKOFF RETURNS					PUNT RETURNS					
		RET.	YDS.	AVG.	LG	TD	NO.	FC	YDS.	AVG.	LG	TD
2021	Steelers	0	0	0.0	0	0	0	0	0	0.0	0	0
2023	Steelers	0	0	0.0	0	0	0	0	0	0.0	0	0
NFL TOTALS		0	0	0.0	0	0	0	0	0	0.0	0	0

SINGLE-GAME HIGHS: RECEIVING

Receptions	9 at Cincinnati Bengals, Nov 26, 2023 8 vs. Cincinnati Bengals, Nov 20, 2022 ...1 more at 8.	Receiving TDs	2 vs. Chicago Bears, Nov 08, 2021 1 at Las Vegas Raiders, Sep 24, 2023 ...8 more at 1.
Receiving Yards	120 at Cincinnati Bengals, Nov 26, 2023 85 vs. New York Jets, Oct 02, 2022	All-Purpose Yards	120 at Cincinnati Bengals, Nov 26, 2023 85 vs. New York Jets, Oct 02, 2022
Receiving Average	25.3 at Atlanta Falcons, Dec 04, 2022 15.0 at Cincinnati Bengals, Sep 11, 2022	Most TDs	2 vs. Chicago Bears, Nov 08, 2021 1 at Las Vegas Raiders, Sep 24, 2023 ...8 more at 1.
Longest Receptions	57 at Atlanta Falcons, Dec 04, 2022 31 at Cincinnati Bengals, Sep 11, 2022	Miscellaneous Tackles	1 vs. Cleveland Browns, Sep 18, 2023 1 vs. San Francisco 49ers, Sep 10, 2023 ...2 more at 1.

SINGLE-GAME HIGHS - POSTSEASON: RECEIVING

Receptions	5 at Buffalo Bills, Jan 15, 2024 4 at Kansas City Chiefs, Jan 16, 2022	Longest Receptions	33 at Buffalo Bills, Jan 15, 2024 15 at Buffalo Bills, Jan 15, 2024 12 at Buffalo Bills, Jan 15, 2024 9 at Buffalo Bills, Jan 15, 2024 9 at Kansas City Chiefs, Jan 16, 2022
Receiving Yards	76 at Buffalo Bills, Jan 15, 2024 25 at Kansas City Chiefs, Jan 16, 2022	All-Purpose Yards	76 at Buffalo Bills, Jan 15, 2024 25 at Kansas City Chiefs, Jan 16, 2022
Receiving Average	15.2 at Buffalo Bills, Jan 15, 2024 6.3 at Kansas City Chiefs, Jan 16, 2022		

100-YARD RECEIVING GAMES (1): REGULAR SEASON

DATE	TEAM	NO.	YDS.	AVG.	LG	TD
11/26/23	at Bengals	9	120	13.3	29	0

2023 GAME-BY-GAME REGULAR-SEASON STATISTICS (STEELERS)

DATE	OPPONENT	P/S	RECEIVING					RUSHING					W/L	SCORE
			NO.	YDS.	AVG.	LG	TD	NO.	YDS.	AVG.	LG	TD		
09/10	49ers	S	1	3	3.0	3t	1	0	0	0.0	0	0	L	7-30
09/18	Browns	S	1	2	2.0	2	0	0	0	0.0	0	0	W	26-22
09/24	at Raiders	S	3	41	13.7	14	1	0	0	0.0	0	0	W	23-18
10/01	at Texans	S	3	7	2.3	9	0	0	0	0.0	0	0	L	6-30
10/08	Ravens												W	17-10
10/22	at Rams												W	24-17
10/29	Jaguars												L	10-20
11/02	Titans												W	20-16
11/12	Packers												W	23-19
11/19	at Browns	S	1	7	7.0	7	0	0	0	0.0	0	0	L	10-13
11/26	at Bengals	S	9	120	13.3	29	0	0	0	0.0	0	0	W	16-10
12/03	Cardinals	S	3	29	9.7	12	0	0	0	0.0	0	0	L	10-24
12/07	Patriots	P	3	18	6.0	7	0	0	0	0.0	0	0	L	18-21
12/16	at Colts	P	3	16	5.3	6	0	0	0	0.0	0	0	L	13-30
12/23	Bengals	S	0	0	0.0	0	0	0	0	0.0	0	0	W	34-11
12/31	at Seahawks	S	3	44	14.7	25	0	0	0	0.0	0	0	W	30-23
01/06	at Ravens	P	2	21	10.5	13	0	0	0	0.0	0	0	W	17-10
2023 TOTALS		12-9	32	308	9.6	29	2	0	0	0.0	0	0	10-7	

2022 GAME-BY-GAME REGULAR-SEASON STATISTICS (STEELERS)

DATE	OPPONENT	P/S	RECEIVING					RUSHING					W/L	SCORE
			NO.	YDS.	AVG.	LG	TD	NO.	YDS.	AVG.	LG	TD		
09/11	at Bengals	S	5	75	15.0	31	0	0	0	0.0	0	0	W	23-20+
09/18	Patriots	S	4	22	5.5	8t	1	0	0	0.0	0	0	L	14-17
09/22	at Browns	S	2	41	20.5	26	0	0	0	0.0	0	0	L	17-29
10/02	Jets	S	7	85	12.1	24	0	0	0	0.0	0	0	L	20-24
10/09	at Bills	P	2	12	6.0	8	0	0	0	0.0	0	0	L	3-38
10/16	Buccaneers						ON INACTIVE LIST					W	20-18	
10/23	at Dolphins	P	8	75	9.4	21	0	0	0	0.0	0	0	L	10-16
10/30	at Eagles	P	4	57	14.3	21	0	0	0	0.0	0	0	L	13-35
11/13	Saints	S	4	36	9.0	12	0	0	0	0.0	0	0	W	20-10
11/20	Bengals	P	8	79	9.9	27	0	0	0	0.0	0	0	L	30-37
11/28	at Colts	P	3	39	13.0	17	0	0	0	0.0	0	0	W	24-17
12/04	at Falcons	S	3	76	25.3	57	0	0	0	0.0	0	0	W	19-16
12/11	Ravens	S	3	33	11.0	14	1	0	0	0.0	0	0	L	14-16
12/18	at Panthers	P	0	0	0.0	0	0	0	0	0.0	0	0	W	24-16
12/24	Raiders	S	7	66	9.4	17	0	0	0	0.0	0	0	W	13-10
01/01	at Ravens	P	3	36	12.0	20	0	0	0	0.0	0	0	W	16-13
01/08	Browns	P	0	0	0.0	0	0	0	0	0.0	0	0	W	28-14
2022 TOTALS		16-8	63	732	11.6	57	2	0	0	0.0	0	0	9-8	

+ - Overtime

2021 GAME-BY-GAME REGULAR-SEASON STATISTICS (STEELERS)

DATE	OPPONENT	P/S	RECEIVING					RUSHING					W/L/T	SCORE
			NO.	YDS.	AVG.	LG	TD	NO.	YDS.	AVG.	LG	TD		
09/12	at Bills	S	1	24	24.0	24	0	0	0	0.0	0	0	W	23-16
09/19	Raiders	S	4	36	9.0	14	0	0	0	0.0	0	0	L	17-26
09/26	Bengals	P	3	22	7.3	15	1	0	0	0.0	0	0	L	10-24
10/03	at Packers	S	1	11	11.0	11	0	0	0	0.0	0	0	L	17-27
10/10	Broncos	P	2	7	3.5	4	0	0	0	0.0	0	0	W	27-19
10/17	Seahawks	P	7	58	8.3	12	0	0	0	0.0	0	0	W	23-20+
10/31	at Browns	P	4	44	11.0	22	1	0	0	0.0	0	0	W	15-10
11/08	Bears	S	5	43	8.6	13	2	0	0	0.0	0	0	W	29-27
11/14	Lions	S	5	31	6.2	10	0	0	0	0.0	0	0	T	16-16
11/21	at Chargers	S	4	11	2.8	5t	1	0	0	0.0	0	0	L	37-41
11/28	at Bengals	S	4	40	10.0	15t	1	0	0	0.0	0	0	L	10-41
12/05	Ravens	S	3	26	8.7	17	0	0	0	0.0	0	0	W	20-19
12/09	at Vikings	P	2	32	16.0	17	1	0	0	0.0	0	0	L	28-36
12/19	Titans	S	4	37	9.3	14	0	0	0	0.0	0	0	W	19-13
12/26	at Chiefs						ON INACTIVE LIST					L	10-36	
01/03	Browns	P	5	22	4.4	12	0	0	0	0.0	0	0	W	26-14
01/09	at Ravens	P	6	53	8.8	14	0	0	0	0.0	0	0	W	16-13+
2021 TOTALS		16-9	60	497	8.3	24	7	0	0	0.0	0	0	9-7-1	

+ - Overtime

2023 GAME-BY-GAME POSTSEASON STATISTICS (STEELERS)

DATE	OPPONENT	P/S	RECEIVING					RUSHING					W/L	SCORE
			NO.	YDS.	AVG.	LG	TD	NO.	YDS.	AVG.	LG	TD		
01/15	at Bills	P	5	76	15.2	33	0	0	0	0.0	0	0	L	17-31
2023 TOTALS		1-0	5	76	15.2	33	0	0	0	0.0	0	0	0-1	



THOMAS^{DB} GRAHAM JR.

HEIGHT: 5-11
WEIGHT: 197
COLLEGE: Oregon
BORN: June 26, 1999

HOW ACQUIRED: FA '24
NFL EXPERIENCE: 3rd year
BIRTHPLACE: Rancho Cucamonga, CA

37



PRO CAREER

- ✦ Has played in 11 regular-season games (one start) over his three-year NFL career (Chicago 2021; Cleveland 2022-23)
- ✦ Has registered 17 tackles (10 solo), four passes defended and one tackle for loss
- ✦ Made NFL debut in Week 15 of 2021 (vs. Minnesota)
- ✦ Made NFL starting debut in Week 15 of 2021 (vs. Minnesota)

2023 (BROWNS)

- ✦ Did not see any game action

2022 (BROWNS)

- ✦ Played in seven regular-season games (no starts)
- ✦ Registered six tackles (five solo)

2021 (BEARS)

- ✦ Spent the first 14 weeks on Chicago's practice squad before appearing in the last four games of the season
- ✦ Played in four regular-season games (one start)
- ✦ Finished with 11 tackles (five solo), four passes defended and one tackle for loss
- ✦ Recorded seven tackles and three passes defended in Week 15 vs. Minnesota
- ✦ Logged two solo tackles and one pass break up in Week 16 at Seattle

TRANSACTIONS

- ✦ Signed a Reserve/Future contract with Pittsburgh on Jan. 23, 2024
- ✦ Waived by Cleveland on Nov. 28, 2023
- ✦ Signed to the Browns active roster on Oct. 31, 2022
- ✦ Signed to the Cleveland practice squad on Oct. 13, 2022
- ✦ Waived by the Browns on Oct. 11, 2022
- ✦ Signed to the Cleveland active roster on Sept. 13, 2022
- ✦ Signed to the Chicago practice squad on Aug. 31, 2022
- ✦ Waived by the Bears on Aug. 30, 2022
- ✦ Signed to the Chicago practice squad on Sept. 2, 2021
- ✦ Waived by the Bears on Aug. 31, 2021
- ✦ Signed a four-year contract with Chicago on June 3, 2021
- ✦ Drafted by the Bears in the sixth round (228th overall) of the 2021 NFL Draft

PERSONAL

- ✦ Attended Rancho Cucamonga H.S. (California)
- ✦ Consensus four-star and top 150 prospect in the class by ESPN, Rivals and 247Sports
- ✦ Ranked No. 49 in the ESPN300
- ✦ Rated the No. 6 cornerback and No. 8 prospect in California by ESPN
- ✦ Tabbbed the No. 146 overall prospect and No. 14 in California by 247Sports

COLLEGE

- ✦ Opted out of the 2020 season at Oregon due to COVID-19
- ✦ Played in 40 games over three seasons at Oregon (2017-19)
- ✦ Registered 183 tackles, eight interceptions, 10.5 tackles for loss and 32 pass breakups
- ✦ As a junior in 2019, he earned PFF All-Pac 12 second team, Coaches Pac 12 All-Conference honorable mention and PFF Pac 12 Team of the Week (Week 10)

THOMAS GRAHAM JR.'S NFL REGULAR SEASON DEFENSIVE STATISTICS

DATE	TEAM	GP	GS	TACKLES				INTERCEPTIONS				O. FUMB				ST				MISC.						
				TK	S	A	TFL	YDS	SK	YDS	QBH	NO	YDS	LG	TD	PD	FF	FR	TD	YDS	TK	S	A	FF	S	A
2021	Bears	4	1	11	5	6	1	3	0.0	0.0	0	0	0	0	0	0	0	0	0	2	1	1	0	0	0	
2022	Bears	0	0	0	0	0	0	0	0.0	0.0	0	0	0	0	0	0	0	0	0	0	0	0	0	0		
Went from Chicago to Cleveland.																										
2022	Browns	0	0	6	5	1	0	0	0.0	0.0	0	0	0	0	0	0	0	0	0	0	0	0	0	0	0	
2022	TOTAL	0	0	6	5	1	0	0	0.0	0.0	0	0	0	0	0	0	0	0	0	0	0	0	0	0	0	
2023	Browns	0	0	0	0	0	0	0	0.0	0.0	0	0	0	0	0	0	0	0	0	0	0	0	0	0	0	
NFL TOTALS		4	1	17	10	7	1	3	0.0	0.0	0	0	0	0	0	0	0	0	0	2	1	1	0	0	0	

THOMAS GRAHAM JR.'S NFL POSTSEASON DEFENSIVE STATISTICS

DATE	TEAM	GP	GS	TACKLES							INTERCEPTIONS					O. FUMB			ST			MISC				
				TK	S	A	SK	YDS	TFL	YDS	QBH	NO	YDS	LG	TD	PD	FF	FR	TD	YDS	TK	S	A	FF	FR	S
2023	Browns	0	0	0	0	0	0	0	0.0	0.0	0	0	0	0	0	0	0	0	0	0	0	0	0	0	0	0
NFL TOTALS		0	0	0	0	0	0	0	0.0	0.0	0	0	0	0	0	0	0	0	0	0	0	0	0	0	0	

SINGLE-GAME HIGHS: DEFENSIVE

- Total Tackles: 7 vs. Minnesota Vikings, Dec 20, 2021
3 at Seattle Seahawks, Dec 26, 2021
- Solo Tackles: 3 at Seattle Seahawks, Dec 26, 2021
2 vs. Minnesota Vikings, Dec 20, 2021
- Passes Defensed: 3 vs. Minnesota Vikings, Dec 20, 2021
1 at Seattle Seahawks, Dec 26, 2021
- Tackles For Loss: 1 at Seattle Seahawks, Dec 26, 2021
- Special Teams Tackles: 1 vs. New York Giants, Jan 02, 2022
1 at Seattle Seahawks, Dec 26, 2021

2023 GAME-BY-GAME REGULAR-SEASON STATISTICS (BROWNS)

DATE	OPPONENT	P/S	TACKLES							INTERCEPTIONS					O. FUMB			ST			MISC		W/L	SCORE			
			TK	S	A	SK	YDS	TFL	YDS	QBH	NO	YDS	LG	TD	PD	FF	FR	TD	YDS	TK	S	A			FF	FR	S
09/10	Bengals																								W	24-3	
09/18	at Steelers																								L	22-26	
09/24	Titans																								W	27-3	
10/01	Ravens																								L	3-28	
10/15	49ers																								W	19-17	
10/22	at Colts																								W	39-38	
10/29	at Seahawks																								L	20-24	
11/05	Cardinals																								W	27-0	
11/12	at Ravens																								W	33-31	
11/19	Steelers																								W	13-10	
11/26	at Broncos																								L	12-29	
12/03	at Rams																								L	19-36	
12/10	Jaguars																								W	31-27	
12/17	Bears																								W	20-17	
12/24	at Texans																								W	36-22	
12/28	Jets																								W	37-20	
01/07	at Bengals																								L	14-31	
2023 TOTALS			0	0	0	0	0	0	0	0	0	0	0	0	0	0	0	0	0	0	0	0	0	0	0	0	11 - 6

2022 GAME-BY-GAME REGULAR-SEASON STATISTICS (BEARS/BROWNS)

DATE	OPPONENT	P/S	TACKLES							INTERCEPTIONS					O. FUMB			ST			MISC		W/L	SCORE									
			TK	S	A	SK	YDS	TFL	YDS	QBH	NO	YDS	LG	TD	PD	FF	FR	TD	YDS	TK	S	A			FF	FR	S	A					
09/11	49ers																									W	19-10						
													PRACTICE SQUAD																				
													Went from Bears to Browns.																				
													DID NOT PLAY (NON-INJURY)																				
2022 TOTALS			0	0	0	0	0	0	0	0	0	0	0	0	0	0	0	0	0	0	0	0	0	0	0	0	1 - 1						

2021 GAME-BY-GAME REGULAR-SEASON STATISTICS (BEARS)

DATE	OPPONENT	P/S	TACKLES							INTERCEPTIONS					O. FUMB			ST			MISC		W/L	SCORE			
			TK	S	A	SK	YDS	TFL	YDS	QBH	NO	YDS	LG	TD	PD	FF	FR	TD	YDS	TK	S	A			FF	FR	S
09/12	at Rams																									L	14-34
09/19	Bengals																									W	20-17
09/26	at Browns																									L	6-26
10/03	Lions																									W	24-14
10/10	at Raiders																									W	20-9
10/17	Packers																									L	14-24
10/24	at Buccaneers																									L	3-38
10/31	49ers																									L	22-33
11/08	at Steelers																									L	27-29
11/21	Ravens																									L	13-16
11/25	at Lions																									W	16-14
12/05	Cardinals																									L	22-33
12/12	at Packers																									L	30-45
12/20	Vikings	S	7	2	5	0.0	0.0	0	0	0	0	0	0	0	0	0	0	0	0	0	0	0	0	0	0	L	9-17
12/26	at Seahawks	P	3	3	0	0.0	0.0	1	3	0	0	0	0	0	1	0	0	0	0	1	0	1	0	0	0	W	25-24
01/02	Giants	P	0	0	0	0.0	0.0	0	0	0	0	0	0	0	0	0	0	0	0	1	1	0	0	0	0	W	29-3
01/09	at Vikings	P	1	0	1	0.0	0.0	0	0	0	0	0	0	0	0	0	0	0	0	0	0	0	0	0	0	L	17-31
2021 TOTALS		4-1	11	5	6	0.0	0.0	1	3	0	0	0	0	4	0	0	0	0	2	1	1	0	0	0	0	6 - 11	

2023 GAME-BY-GAME POSTSEASON STATISTICS (BROWNS)

DATE	OPPONENT	P/S	TACKLES							INTERCEPTIONS					O. FUMB			ST			MISC		W/L	SCORE			
			TK	S	A	SK	YDS	TFL	YDS	QBH	NO	YDS	LG	TD	PD	FF	FR	TD	YDS	TK	S	A			FF	FR	S
01/13	at Texans																									L	14-45
2023 TOTALS			0	0	0	0	0	0	0	0	0	0	0	0	0	0	0	0	0	0	0	0	0	0	0	0	0 - 1



DEVERY HAMILTON

HEIGHT: 6-6
WEIGHT: 311
COLLEGE: Duke
BORN: April 19, 1998

HOW ACQUIRED: FA '24
NFL EXPERIENCE: 2nd year
BIRTHPLACE: Ellicott City, MD



PRO CAREER

- ✦ Has played in nine regular-season games in three-year NFL career (N.Y. Giants 2022-23; Las Vegas Raiders 2021)
- ✦ Made NFL debut in Week 1 of 2022 (at Tennessee)

2023 (GIANTS)

- ✦ Participated in training camp but was cut prior to the regular season

2022 (GIANTS)

- ✦ Played in nine regular-season games (no starts)

2021 (RAIDERS)

- ✦ Participated in training camp and spent time on the Las Vegas practice squad

TRANSACTIONS

- ✦ Signed a Reserve/Future contract with Pittsburgh on Jan. 18, 2024
- ✦ Waived by the N.Y. Giants on Aug. 24, 2023
- ✦ Signed a Reserve/Future contract with the N.Y. Giants on Jan. 22, 2023
- ✦ Signed to the N.Y. Giants practice squad on Nov. 29, 2022
- ✦ Waived by the N.Y. Giants on Nov. 25, 2022
- ✦ Signed to the N.Y. Giants active roster on Nov. 23, 2022
- ✦ Signed to the N.Y. Giants practice squad on Nov. 16, 2022
- ✦ Waived by the N.Y. Giants on Nov. 14, 2022
- ✦ Signed a Reserve/Future contract with the N.Y. Giants on Jan. 10, 2022
- ✦ Signed to the N.Y. Giants practice squad on Oct. 13, 2021
- ✦ Signed to the Las Vegas practice squad on Sept. 2, 2021
- ✦ Waived by the Raiders on Aug. 31, 2021
- ✦ Signed with Las Vegas on Aug. 23, 2021
- ✦ Waived by the Raiders on Aug. 7, 2021
- ✦ Signed with Las Vegas as an undrafted rookie free agent on May 2, 2021

PERSONAL

- ✦ Attended Gilman H.S. (Baltimore, Maryland), where he was a four-year letterwinner and led the team to three conference titles
- ✦ Named a four-star recruit by Scout.com, Rivals.com and 247Sports.com
- ✦ Ranked as the No. 10 tackle in the nation by Scout.com, the No. 22 tackle by 247Sports.com and the No. 24 tackle by Rivals.com
- ✦ Consensus top-10 recruit in Maryland
- ✦ As a senior, team ranked first in Maryland and No. 12 in the nation
- ✦ Received all-state first team, all-metro first team and all-conference honors
- ✦ As a junior, earned all-state second team, all-metro second team and all-conference honors
- ✦ Also lettered in basketball and track
- ✦ Born in Stuttgart, Germany
- ✦ Moved to United States in 2007

COLLEGE

- ✦ Played one year at Duke (2020) after spending four years at Stanford (2016-19)
- ✦ Played in 38 career games (21 starts), registering 1,823 total snaps
- ✦ A three time academic all-conference selection, earning Academic All-Pac-12 honors twice and receiving Academic All-ACC honors as a senior
- ✦ Participated in three bowl games during his time at Stanford
- ✦ As a graduate student at Duke, started all 11 games and blocked for an offensive attack that averaged 379.7 yards of total offense per game
- ✦ Blocked for running backs Mataeo Durant and Deon Jackson, who combined for six 100-yard rushing games
- ✦ Helped Duke register 33 offensive TDs, including 19 rushing TDs
- ✦ As a senior at Stanford (2019), played in four games before suffering a season-ending ankle injury
- ✦ As a junior, played in 11 games (six starts), including three starts at left guard, two starts at right guard and one start at left tackle
- ✦ Blocked for QB K.J. Costello, who finished with the second-highest single-season passing yardage total (3,540) in school history
- ✦ Made first career start at left tackle against Pittsburgh in the Sun Bowl
- ✦ As a sophomore, played in 12 games
- ✦ Part of a Cardinal offense that totaled 656 yards against Rice, the seventh-highest single-game total in program history
- ✦ Blocked for RB Bryce Love, who set Stanford's single-game rushing record with 301 yards against Arizona State
- ✦ Helped ground game post 405 rushing yards against UCLA, the fourth-most in school history

DEVERY HAMILTON'S NFL REGULAR SEASON STATISTICS

DATE	TEAM	GP	GS
2021	Raiders	0	0
2022	Giants	9	0
2023	Giants	0	0
NFL TOTALS		9	0

DEVERY HAMILTON'S NFL POSTSEASON STATISTICS

DATE	TEAM	GP	GS
2022	Giants	0	0
NFL TOTALS		0	0



ANDERSON ^C HARDY

HEIGHT: 6-6
WEIGHT: 301
COLLEGE: Appalachian State
BORN: February 3, 2000

HOW ACQUIRED: FA '24
NFL EXPERIENCE: 1st year
BIRTHPLACE: Raleigh, NC



PRO CAREER

- ✦ Has yet to make NFL debut

TRANSACTIONS

- ✦ Signed a Reserve/Future contract with Pittsburgh on Jan. 18, 2024
- ✦ Waived by Kansas City on Aug. 29, 2023
- ✦ Signed with the Chiefs as an undrafted rookie free agent on May 7, 2023

PERSONAL

- ✦ Attended Sanderson H.S. (North Carolina), where he was a Cap-7 Conference all-league performer as a senior tackle and helped pave the way for three consecutive 1,200+ yard running backs
- ✦ Helped Sanderson H.S. post the best two-year run in school history (9-4 in 2016 and 9-4 in 2017)
- ✦ Sanderson H.S. opened in 1968 and registered just one other nine-win season in school history
- ✦ Sanderson H.S. won its second and third playoff games in school history while hosting postseason games for the first time in 2016 and 2017
- ✦ Son of Shanna and David Hardy and has one sibling, Alex
- ✦ Majored in business at App State

COLLEGE

- ✦ Played in 44 games (29 starts, including 28 in a row to end his career) in five-year career at Appalachian State (2018-22)
- ✦ Named First Team All-Sun Belt in 2022
- ✦ Invited to the Hula Bowl
- ✦ As a senior in 2022, he started all 12 games at left tackle and, according to PFF, had the third-best overall blocking grade and fourth-best run-blocking grade among starting offensive tackles in the Sun Belt
- ✦ Allowed just two quarterback sacks protecting the blind side of QB Chase Brice
- ✦ Totaled 849 snaps, including 432 pass-blocking snaps
- ✦ Member of line that made the Joe Moore Midseason Honor Roll for the nation's top offensive line

ANDERSON HARDY'S NFL REGULAR SEASON STATISTICS

DATE	TEAM	GP	GS
2023	Chiefs	0	0
NFL TOTALS		0	0



NAJEE^{RB} HARRIS

HEIGHT: 6-1
WEIGHT: 242
COLLEGE: Alabama
BORN: March 9, 1998

HOW ACQUIRED: D1 '21
NFL EXPERIENCE: 4th year
BIRTHPLACE: Antioch, CA



PRO CAREER

- ✦ Has played in 51 regular-season games (51 starts) in three-year NFL career (Pittsburgh 2021-23)
- ✦ Has recorded 3,269 rushing yards and 22 rushing TDs on 834 attempts and added 144 catches for 866 yards and six receiving TDs
- ✦ Only player in the NFL to register 1,000 yards rushing in each of the last three seasons
- ✦ First running back in franchise history to rush for at least 1,000 yards in each of his first three seasons in the NFL
- ✦ His three 1,000-yard rushing seasons are tied for the third-most in franchise history (Le'Veon Bell, Willie Parker)
- ✦ Seventeenth player in NFL history to record 1,000 yards rushing in each of his first three seasons in the NFL and first in the League since Alfred Morris (Washington, 2012-14)
- ✦ One of two players in the NFL with 3,200 or more rushing yards and 800 or more receiving yards since the start of the 2021 season
- ✦ His 3,269 rush yards are the fourth-most in the NFL since the start of the 2021 season
- ✦ His 4,135 scrimmage yards are the sixth-most by a running back in the NFL since the start of the 2021 season
- ✦ Went 430 scrimmage touches (347 rushes and 83 receptions) to open his career without a fumble, which was tied for seventh-most scrimmage touches without a fumble to open a career in NFL history
- ✦ One of two players in franchise history with 2,200 or more rushing yards and 650 or more receiving yards in the first two years in the NFL
- ✦ Harris and Jaylen Warren each eclipsed 1,000 scrimmage yards in 2023
- ✦ Harris and Warren were the fourth duo in franchise history to eclipse 1,000 scrimmage yards in the same season and first since Walter Abercrombie and Earnest Jackson in 1986 (Abercrombie and Frank Pollard also accomplished the feat in 1985, as did Franco Harris and Rocky Bleier in 1976)
- ✦ Harris and Warren each rushed for at least 750 yards in 2023
- ✦ First pair of Steelers' running backs to rush for 750 or more yards in the same since season 2004 (Jerome Bettis, 941; Duce Staley, 830)
- ✦ Selected to the Pro Bowl as a rookie in 2021
- ✦ Made NFL debut in Week 1 of 2021 (at Buffalo)
- ✦ Made NFL starting debut in Week 1 of 2021 (at Buffalo)

2023 (STEELERS)

- ✦ Started all 17 regular-season games
- ✦ Registered 1,035 rushing yards and seven rushing TDs on 272 carries and added on 29 receptions for 170 yards
- ✦ Eclipsed 1,000 yards rushing for the third consecutive season
- ✦ Led the team in total touchdowns (eight)
- ✦ Finished fourth in the AFC in carries (255), third in rushing yards (1,035) and tied for eighth in rush TDs (8)
- ✦ Rushed for 722 yards after Week 9, which was the second-most in the League over the span
- ✦ Registered eight carries for at least 20 yards, which was tied for the fourth-most in the NFL
- ✦ Led the Steelers with 26 carries for 112 yards (4.3 avg.) and one TD while adding 21 receiving yards on five receptions (4.2 avg.) at Baltimore in Week 18
- ✦ Registered a six-yard TD run with 2:36 remaining in the first quarter that gave the Steelers a 7-0 lead over the Ravens
- ✦ Recorded season-highs in carries (27), rushing yards (122), TDs (two) and rushing yards over expected (+41) in Week 17 at Seattle
- ✦ Gained 118 of his rushing yards against the Seahawks after contact, the second-most in a game in his career
- ✦ Led Pittsburgh with 19 carries for 78 yards and one TD run in Week 16 vs. Cincinnati
- ✦ Registered a three-yard TD run with 7:06 remaining in the second quarter that gave the Steelers a 21-0 lead
- ✦ Paced the Steelers with 15 carries for 99 yards (6.6 avg.) and a TD run in Week 12 at Cincinnati
- ✦ Registered a five-yard TD run with 1:34 remaining in the third quarter that gave the Steelers a 10-7 lead
- ✦ Led the team with 16 carries for 82 yards (5.1 avg.) while adding 14 receiving yards on three receptions in Week 10 vs. Green Bay

2022 (STEELERS)

- ✦ Started all 17 regular-season games
- ✦ Registered 1,034 rushing yards and seven rushing touchdowns on 272 carries and added on 41 receptions for 229 yards and three touchdowns
- ✦ Was voted one of the Steelers' two offensive team captains by his teammates
- ✦ Eclipsed 1,000 yards rushing for the second consecutive season
- ✦ Led the team in total touchdowns (10)
- ✦ Finished fourth in the AFC in rushes, tied-fifth in rushing touchdowns and sixth in rushing yards
- ✦ Ranked third in the League in rushes (164) and rushing yards (673) and tied-fifth in rushing touchdowns (five) after the Bye Week (Weeks 10 through 18)
- ✦ Broke off a 36-yard run in Week 10 vs. New Orleans, the Steelers' longest run of the season and longest run since he had a career-best 37-yard touchdown run in Week 17 vs. Cleveland in 2021
- ✦ His 56 rushing yards (on five carries) in Week 10 were the most by a Steelers running back in a first quarter since James Conner had 62 yards (on eight carries) in Week 5 of 2018 vs. Atlanta
- ✦ Recorded his first career game with multiple rushing touchdowns (two) in Week 11 vs. Cincinnati, leading the team with 20 carries for 90 yards along with 26 receiving yards on four receptions
- ✦ Notched his first game of the season and fourth of his career with 100-plus yards rushing in Week 17 at Baltimore, finishing with 111 rushing yards on 22 attempts
- ✦ His 111 rushing yards in Week 17 were the most by an opposing running back vs. Baltimore since Week 11 of 2020 (Derrick Henry, Tennessee, 133), the most by a Steelers running back vs. Baltimore since Week 4 of 2017 (Le'Veon Bell, 144) and eighth-most in series history
- ✦ Hauled in the game-winning touchdown on a 10-yard pass from QB Kenny Pickett with 56 seconds left in the fourth quarter in Week 17 at Baltimore

2021 (STEELERS)

- Started in all 17 games as a rookie
- His 307 carries, 1,200 rushing yards, 74 catches and 467 receiving yards are all ranked the most by a rookie running back in franchise history
- Was one of five rookie starters, marking the first time the Steelers started at least five rookies in a season opener since 1991
- His 381 touches without a fumble were the sixth-most by a rookie running back in NFL history
- Led all NFL running backs in receptions (74) and finished third among running backs in receiving yards (467) behind only Austin Ekeler (647) and Cordarrelle Patterson (548)
- Scored his first NFL touchdown - a 25-yard TD catch from QB Ben Roethlisberger - in the Steelers home opener (Week 2) vs Las Vegas
- Led the Steelers with 10 total touchdowns (seven rushing, three receiving)
- Caught 14 passes for 102 yards in Week 3 vs Cincinnati - his 14 receptions were the most in franchise history by a running back and tied for the third-most in Steelers history by any player, tied for the seventh-most in League history by a running back
- In Week 3, became the fourth running back in franchise history to post a 100-yard receiving game and the first since Le'Veon Bell (vs Cincinnati 12/4/17)
- Registered his first 100-yard rushing game in Week 5 vs Denver and repeated the feat in Week 10 vs Detroit
- Recorded the first multi-TD game of his career in Week 14 vs Minnesota (one pass TD, one rush TD)
- Led the NFL in touches (377) and finished second in yards after contact (609) behind only Jonathan Taylor

TRANSACTIONS

- Signed a four-year contract with Pittsburgh on May 25, 2021
- Drafted by the Steelers in the first round (24th overall) of the 2021 NFL Draft

COLLEGE

- One of the nation's top running back prospects who passed up on the NFL Draft to return for his senior season at Alabama
- Crimson Tide's all-time leader for total TDs in a career with 57 (46 rushing, 11 receiving)
- Alabama's career leader for rushing scores with 46, surpassing the previous record of 42 by Mark Ingram and Derrick Henry
- Totaled 3,843 career rushing yards to rank atop the Crimson Tide all-time list
- Amassed 4,624 all-purpose yards for his career, a total that is second all-time at Alabama
- Averaged 6.0 yards per carry for his career to rank third in Crimson Tide history (minimum 400 carries)
- Contributed 342 career points to finish fourth in Alabama annals
- Recorded 13 games of 100-plus rushing yards in his career, including six as a junior and six in his final season (206 at Ole Miss; 152 vs. Georgia; 119 vs. Mississippi State; 145 at LSU; 178 vs. Florida; 125 vs. Notre Dame)
- 2020 Doak Walker Award winner, presented annually to the nation's top running back
- Unanimous first-team All-American (AFCA, Associated Press, FWAA, The Sporting News, Walter Camp) in 2020
- 2020 first-team All-American honors from CBS Sports and ESPN.com
- 2020 second-team All-American selection by Pro Football Focus and USA Today
- Selected as a semifinalist for the 2020 Maxwell Award
- 2020 first-team All-SEC honoree by both the AP and the league coaches
- Named to the SEC Community Service Team
- Finalist for the 2020 Jason Witten Man of the Year
- Led the nation in total TDs (30) and rushing TDs (26) in addition to scoring (180) in 2020
- Finished second for single-season rushing scores by an Alabama running back with 26 as a senior in 2020
- Totaled two or more rushing TDs in nine of 13 contests with at least one score in 11 games
- Led the SEC and finished third in Division I for rushing yards at 1,466
- Added 43 receptions for 425 yards and four TDs to his senior totals
- Totaled 1,891 all-purpose yards in 2020, good for sixth in Crimson Tide records for a single season
- Maxwell Player of the Week honoree following Ole Miss
- Picked up offensive player of the week accolades from the SEC and Walter Camp following the matchup with the Rebels
- 2020 SEC Championship Game MVP
- Earned offensive player of the week recognition from the Alabama coaches for his play at Ole Miss, Auburn, at LSU and Florida in Atlanta

PERSONAL

- A January 2017 early enrollee who was tabbed as the No. 1 overall prospect in the country by Rivals, Scout and PrepStar
- Unanimous five-star recruit by every major recruiting outlet
- Consensus top-rated player in the state of California
- Third-best prospect overall and No. 2 running back according to 247Composite
- Ranked ninth in the Top247
- 11 in ESPN 300 and the second-best running back nationally
- Played in the 2017 Army All-American Bowl
- Invited to participate in Nike's "The Opening" in 2015 and 2016
- Named MVP of the 2016 Rivals 100 Five-Star Challenge
- 2017 first-team Parade All-American
- 2016 Bobby Dodd National High School Running Back of the Year
- 2015 and 2016 first-team All-USA selection by USA Today
- Finished his career with 7,948 career rushing yards, the fourth-most in California high school football history
- Rushed for 2,776 yards and 36 TDs during his senior season
- Ran for 2,744 yards and 36 TDs as a junior in 2015
- Rushed for 2,263 yards and 23 TDs in his sophomore campaign
- 2015 Cal-Hi Sports Mr. Football State Player of the Year
- Named the All-Metro Player of the Year by The San Francisco Chronicle in both 2015 and 2016
- Played for head coach John Lucido at Antioch
- Graduated with a degree in interdisciplinary studies

COMMUNITY

- His foundation partnered with Lowes to help renovate his childhood shelter
- Helped installed new appliances in the facility
- Helped pack and sort food for North Texas Food Bank
- Recorded videos to sick children staying at the Children's Hospital of Mobile, Alabama
- Da' Bigger Picture Foundation supports underserved families with areas of focus in education, homelessness, addressing hunger and utilizing sports a platform to develop life skills.

NAJEE HARRIS' NFL REGULAR SEASON RUSHING/RECEIVING STATISTICS

DATE	TEAM	GP	GS	RUSHING					RECEIVING				
				NO.	YDS.	AVG.	LG	TD	NO.	YDS.	AVG.	LG	TD
2021	Steelers	17	17	307	1,200	3.9	37t	7	74	467	6.3	25t	3
2022	Steelers	17	17	272	1,034	3.8	36	7	41	229	5.6	19	3
2023	Steelers	17	17	255	1,035	4.1	25	8	29	170	5.9	32	0
NFL TOTALS		51	51	834	3,269	3.9	37T	22	144	866	6.0	32	6

NAJEE HARRIS' NFL POSTSEASON RUSHING/RECEIVING STATISTICS

DATE	TEAM	GP	GS	RUSHING					RECEIVING				
				NO.	YDS.	AVG.	LG	TD	NO.	YDS.	AVG.	LG	TD
2021	Steelers	1	1	12	29	2.4	8	0	2	-1	-0.5	0	0
2023	Steelers	1	1	12	37	3.1	11	0	2	15	7.5	10	0
NFL TOTALS		2	2	24	66	2.8	11	0	4	14	3.5	10	0

NAJEE HARRIS' NFL REGULAR SEASON RETURN STATISTICS

DATE	TEAM	KICKOFF RETURNS					PUNT RETURNS					
		RET.	YDS.	AVG.	LG	TD	NO.	FC	YDS.	AVG.	LG	TD
2021	Steelers	0	0	0.0	0	0	0	0	0	0.0	0	0
2022	Steelers	0	0	0.0	0	0	0	0	0	0.0	0	0
2023	Steelers	0	0	0.0	0	0	0	0	0	0.0	0	0
NFL TOTALS		0	0	0.0	0	0	0	0	0	0.0	0	0

NAJEE HARRIS' NFL POSTSEASON RETURN STATISTICS

DATE	TEAM	KICKOFF RETURNS					PUNT RETURNS					
		RET.	YDS.	AVG.	LG	TD	NO.	FC	YDS.	AVG.	LG	TD
2021	Steelers	0	0	0.0	0	0	0	0	0	0.0	0	0
2023	Steelers	0	0	0.0	0	0	0	0	0	0.0	0	0
NFL TOTALS		0	0	0.0	0	0	0	0	0	0.0	0	0

SINGLE-GAME HIGHS: RUSHING/RECEIVING

Rush Attempts	28 vs. Cleveland Browns, Jan 03, 2022 27 at Seattle Seahawks, Dec 31, 2023	Receiving Average	9.7 at Cleveland Browns, Oct 31, 2021 8.6 vs. Las Vegas Raiders, Sep 19, 2021
Rushing Yards	188 vs. Cleveland Browns, Jan 03, 2022 122 at Seattle Seahawks, Dec 31, 2023 ...1 more at 122.	Longest Receptions	32 at Houston Texans, Oct 01, 2023 25t vs. Las Vegas Raiders, Sep 19, 2021 1 at Baltimore Ravens, Jan 01, 2023
Rushing Average	6.7 vs. Cleveland Browns, Jan 03, 2022 6.6 at Cincinnati Bengals, Nov 26, 2023	Receiving TDs	1 vs. Tampa Bay Buccaneers, Oct 16, 2022 ...4 more at 1.
Longest Runs	37t vs. Cleveland Browns, Jan 03, 2022 36 vs. New Orleans Saints, Nov 13, 2022	All-Purpose Yards	206 vs. Cleveland Browns, Jan 03, 2022 142 vs. Denver Broncos, Oct 10, 2021 ...1 more at 142.
Rushing TDs	2 vs. Cincinnati Bengals, Dec 31, 2023 2 vs. Cincinnati Bengals, Nov 20, 2022	Most TDs	2 at Seattle Seahawks, Dec 31, 2023 2 vs. Cincinnati Bengals, Nov 20, 2022 ...1 more at 2.
Receptions	14 vs. Cincinnati Bengals, Sep 26, 2021 6 vs. Las Vegas Raiders, Dec 24, 2022 ...3 more at 6.	Miscellaneous Tackles	1 vs. Las Vegas Raiders, Dec 24, 2022 1 vs. New York Jets, Oct 02, 2022 ...3 more at 1.
Receiving Yards	102 vs. Cincinnati Bengals, Sep 26, 2021 46 vs. Seattle Seahawks, Oct 17, 2021		

SINGLE-GAME HIGHS - POSTSEASON: RUSHING/RECEIVING

Rush Attempts	12 at Kansas City Chiefs, Jan 16, 2022	Receptions	2 at Kansas City Chiefs, Jan 16, 2022
Rushing Yards	37 at Buffalo Bills, Jan 15, 2024 29 at Kansas City Chiefs, Jan 16, 2022	Receiving Yards	15 at Buffalo Bills, Jan 15, 2024
Rushing Average	3.1 at Buffalo Bills, Jan 15, 2024 2.4 at Kansas City Chiefs, Jan 16, 2022	Longest Receptions	10 at Buffalo Bills, Jan 15, 2024 5 at Buffalo Bills, Jan 15, 2024
Longest Runs	11 at Buffalo Bills, Jan 15, 2024 9 at Buffalo Bills, Jan 15, 2024 8 at Kansas City Chiefs, Jan 16, 2022 4 at Kansas City Chiefs, Jan 16, 2022 4 at Kansas City Chiefs, Jan 16, 2022 ...2 more at 4.	All-Purpose Yards	52 at Buffalo Bills, Jan 15, 2024 28 at Kansas City Chiefs, Jan 16, 2022

100-YARD RECEIVING GAMES (1): REGULAR SEASON

DATE	TEAM	NO.	YDS.	AVG.	LG	TD
09/26/21	BENGALS	14	102	7.3	21	0

100-YARD RUSHING GAMES (6): REGULAR SEASON

DATE	TEAM	ATT.	YDS.	AVG.	LG	TD
10/10/21	BRONCOS	23	122	5.3	20	1
11/14/21	LIONS	26	105	4.0	17	0
01/03/22	BROWNS	28	188	6.7	32	1
01/01/23	at Ravens	22	111	5.0	15	0
12/31/23	at Seahawks	27	122	4.5	23	2
01/06/24	at Ravens	26	112	4.3	15	1

2023 GAME-BY-GAME REGULAR-SEASON STATISTICS (STEELERS)

DATE	OPPONENT	P/S	RUSHING					RECEIVING					W/L	SCORE
			NO.	YDS.	AVG.	LG	TD	NO.	YDS.	AVG.	LG	TD		
09/10	49ers	S	6	31	5.2	24	0	2	2	1.0	4	0	L	7-30
09/18	Browns	S	10	43	4.3	21	0	1	0	0.0	0	0	W	26-22
09/24	at Raiders	S	19	65	3.4	17	0	0	0	0.0	0	0	W	23-18
10/01	at Texans	S	14	71	5.1	23	0	1	32	32.0	32	0	L	6-30
10/08	Ravens	S	14	37	2.6	8	0	1	3	3.0	3	0	W	17-10
10/22	at Rams	S	14	53	3.8	10	1	3	15	5.0	8	0	W	24-17
10/29	Jaguars	S	7	13	1.9	3	0	5	42	8.4	13	0	L	10-20
11/02	Titans	S	16	69	4.3	25	1	2	7	3.5	4	0	W	20-16
11/12	Packers	S	16	82	5.1	24	1	3	14	4.7	8	0	W	23-19
11/19	at Browns	S	12	35	2.9	17	0	1	1	1.0	1	0	L	10-13
11/26	at Bengals	S	15	99	6.6	22	1	0	0	0.0	0	0	W	16-10
12/03	Cardinals	S	16	63	3.9	11	0	2	14	7.0	10	0	L	10-24
12/07	Patriots	S	12	29	2.4	7	0	3	19	6.3	14	0	L	18-21
12/16	at Colts	S	12	33	2.8	15	0	0	0	0.0	0	0	L	13-30
12/23	Bengals	S	19	78	4.1	13	1	0	0	0.0	0	0	W	34-11
12/31	at Seahawks	S	27	122	4.5	23	2	0	0	0.0	0	0	W	30-23
01/06	at Ravens	S	26	112	4.3	15	1	5	21	4.2	7	0	W	17-10
2023 TOTALS		17-17	255	1,035	4.1	25	8	29	170	5.9	32	0	10-7	

2022 GAME-BY-GAME REGULAR-SEASON STATISTICS (STEELERS)

DATE	OPPONENT	P/S	RUSHING					RECEIVING					W/L	SCORE
			NO.	YDS.	AVG.	LG	TD	NO.	YDS.	AVG.	LG	TD		
09/11	at Bengals	S	10	23	2.3	11	0	2	3	1.5	2	1	W	23-20+
09/18	Patriots	S	15	49	3.3	8	0	5	40	8.0	14	0	L	14-17
09/22	at Browns	S	15	56	3.7	10	1	3	5	1.7	9	0	L	17-29
10/02	Jets	S	18	74	4.1	16	0	0	0	0.0	0	0	L	20-24
10/09	at Bills	S	11	20	1.8	6	0	3	16	5.3	9	0	L	3-38
10/16	Buccaneers	S	14	42	3.0	14	0	2	7	3.5	6t	1	W	20-18
10/23	at Dolphins	S	17	65	3.8	16	0	3	15	5.0	12	0	L	10-16
10/30	at Eagles	S	8	32	4.0	18	0	6	26	4.3	9	0	L	13-35
11/13	Saints	S	20	99	5.0	36	0	0	0	0.0	0	0	W	20-10
11/20	Bengals	S	20	90	4.5	19t	2	4	26	6.5	12	0	L	30-37
11/28	at Colts	S	10	35	3.5	8	1	1	4	4.0	4	0	W	24-17
12/04	at Falcons	S	17	86	5.1	14	0	1	6	6.0	6	0	W	19-16
12/11	Ravens	S	12	33	2.8	8	1	2	17	8.5	10	0	L	14-16
12/18	at Panthers	S	24	86	3.6	10	1	0	0	0.0	0	0	W	24-16
12/24	Raiders	S	16	53	3.3	14	0	6	42	7.0	19	0	W	13-10
01/01	at Ravens	S	22	111	5.0	15	0	2	12	6.0	10t	1	W	16-13
01/08	Browns	S	23	80	3.5	11	1	1	10	10.0	10	0	W	28-14
2022 TOTALS		17-17	272	1,034	3.8	36	7	41	229	5.6	19	3	9-8	

+- Overtime

2021 GAME-BY-GAME REGULAR-SEASON STATISTICS (STEELERS)

DATE	OPPONENT	P/S	RUSHING					RECEIVING					W/L/T	SCORE
			NO.	YDS.	AVG.	LG	TD	NO.	YDS.	AVG.	LG	TD		
09/12	at Bills	S	16	45	2.8	18	0	1	4	4.0	4	0	W	23-16
09/19	Raiders	S	10	38	3.8	14	0	5	43	8.6	25t	1	L	17-26
09/26	Bengals	S	14	40	2.9	20	0	14	102	7.3	21	0	L	10-24
10/03	at Packers	S	15	62	4.1	11	1	6	29	4.8	9	0	L	17-27
10/10	Broncos	S	23	122	5.3	20	1	2	20	10.0	14	0	W	27-19
10/17	Seahawks	S	24	81	3.4	10	0	6	46	7.7	12	1	W	23-20+
10/31	at Browns	S	26	91	3.5	11	1	3	29	9.7	20	0	W	15-10
11/08	Bears	S	22	62	2.8	13	1	3	16	5.3	9	0	W	29-27
11/14	Lions	S	26	105	4.0	12	0	4	28	7.0	10	0	T	16-16
11/21	at Chargers	S	12	39	3.3	12	1	5	20	4.0	7	0	L	37-41
11/28	at Bengals	S	8	23	2.9	5	0	3	14	4.7	12	0	L	10-41
12/05	Ravens	S	21	71	3.4	13	0	5	36	7.2	18	0	W	20-19
12/09	at Vikings	S	20	94	4.7	23	1	3	10	3.3	6	1	L	28-36
12/19	Titans	S	12	18	1.5	7	0	2	8	4.0	5	0	W	19-13
12/26	at Chiefs	S	19	93	4.9	21	0	5	17	3.4	6	0	L	10-36
01/03	Browns	S	28	188	6.7	37t	1	3	18	6.0	13	0	W	26-14
01/09	at Ravens	S	11	28	2.5	15	0	4	27	6.8	11	0	W	16-13+
2021 TOTALS		17-17	307	1,200	3.9	37T	7	74	467	6.3	25T	3	9-7-1	

+- Overtime

2023 GAME-BY-GAME POSTSEASON STATISTICS (STEELERS)

DATE	OPPONENT	P/S	RUSHING					RECEIVING					W/L	SCORE
			NO.	YDS.	AVG.	LG	TD	NO.	YDS.	AVG.	LG	TD		
01/15	at Bills	S	12	37	3.1	11	0	2	15	7.5	10	0	L	17-31
2023 TOTALS		1-1	12	37	3.1	11	0	2	15	7.5	10	0	0-1	



NATE ^{OL} HERBIG

HEIGHT: 6-4
WEIGHT: 334
COLLEGE: Stanford
BORN: July 10, 1998

HOW ACQUIRED: FA '23
NFL EXPERIENCE: 6th year
BIRTHPLACE: Honolulu, HI



PRO CAREER

- ✦ Has played in 61 games (30 starts) for Philadelphia (2019-21), N.Y. York Jets (2022) and Pittsburgh (2023)
- ✦ Made NFL debut in Week 15 of 2019 (at Washington)
- ✦ Made NFL starting debut in Week 1 of 2020 (at Washington)

2023 (STEELERS)

- ✦ Played in all 17 regular-season games (two starts)
- ✦ Both starts came at right guard

2022 (JETS)

- ✦ Played in and started 11 regular-season games, all at right guard

2021 (EAGLES)

- ✦ Played in 16 games (five starts at right guard)
- ✦ Helped block for a Philadelphia offense that led the NFL in rushing yards (2,715) and rushing TDs (25), while ranking fourth in yards per rush (4.94)

2020 (EAGLES)

- ✦ Played in 15 games (12 starts)
- ✦ Recorded seven starts at right guard and five at left guard

2019 (EAGLES)

- ✦ Appeared in two games

TRANSACTIONS

- ✦ Signed a two-year contract with Pittsburgh on March 14, 2023
- ✦ Claimed off waivers by the Jets on May 5, 2022
- ✦ Released by Philadelphia on May 2, 2022
- ✦ Signed a one-year tender from Philadelphia on March 15, 2022
- ✦ Signed a contract with Philadelphia on April 27, 2019

COLLEGE

- ✦ Played in 33 games at Stanford (2016-18)
- ✦ Became the first true freshman to start on the offensive line since 2012
- ✦ Ranked Hawaii's second-best recruit by PrepStar, fourth by Rivals, fifth by ESPN and Scout and 10th by 247Sports
- ✦ Two-time All-Pac-12 honoree (first team in 2017, second team in 2018)
- ✦ Two-time Pac-12 All-Academic honorobale mention (2017, 2018)
- ✦ Started six games at left guard as a sophomore, leading Stanford to a 6-0 record in those games

PERSONAL

- ✦ Four-year letterman at Saint Louis (HI)
- ✦ Ranked the nation's 12th-best center by Scout and 38th-best offensive guard by Rivals
- ✦ Ranked Hawaii's second-best recruit by PrepStar, fourth by Rivals, fifth by ESPN and Scout and 10th by 247Sports
- ✦ Named the 2015 Maximum Exposure Camp Offensive Line MVP
- ✦ Received the 2015 Harry Kahanui Memorial Award
- ✦ Born in Lihue, Hawaii

NATE HERBIG'S NFL REGULAR SEASON STATISTICS

DATE	TEAM	GP	GS
2019	Eagles	2	0
2020	Eagles	15	12
2021	Eagles	16	5
2022	Jets	11	11
2023	Steelers	17	2
NFL TOTALS		61	30

NATE HERBIG'S NFL POSTSEASON STATISTICS

DATE	TEAM	GP	GS
2019	Eagles	1	0
2021	Eagles	0	0
2023	Steelers	1	0
NFL TOTALS		2	0



NICK^{LB} HERBIG

HEIGHT: 6-2
WEIGHT: 240
COLLEGE: Wisconsin
BORN: November 21, 2001

HOW ACQUIRED: D4 '23
NFL EXPERIENCE: 2nd year
BIRTHPLACE: Kauai, HI



PRO CAREER

- ✦ Has played in 17 regular-season games (no starts) in his NFL career (Pittsburgh 2023)
- ✦ Has registered 22 tackles (15 solo), five tackles for loss, 3.0 sacks, three quarterback hits, two forced fumbles and one fumble recovery
- ✦ Has recorded five tackles (four solo) on special teams
- ✦ Made NFL debut in Week 1 of 2023 (vs. San Francisco)

TRANSACTIONS

- ✦ Signed four-year contract with Pittsburgh on May 13, 2023
- ✦ Drafted by the Steelers in the fourth round (132nd overall) of the 2023 NFL Draft

COLLEGE

- ✦ Appeared in 31 games (31 starts) at Wisconsin (2020-22)
- ✦ Recorded 137 tackles (96 solo), 36.0 tackles for loss, 21.0 sacks, seven pass breakups, four forced fumbles and two fumble recoveries
- ✦ 2022 All-Big Ten first team (consensus)
- ✦ 2022 CBS Sports All-American second team
- ✦ 2022 Walter Camp All-American second team
- ✦ 2022 AFCA All-American second team
- ✦ 2022 Associated Press All-American third team
- ✦ Played in 11 games (11 starts) games at outside linebacker in 2022
- ✦ Led the Badgers with 11.0 sacks and 15.5 TFLs while ranking sixth on the team in tackles (47)
- ✦ Led the nation with 1.0 sacks per game
- ✦ His 15.5 TFLs led the Big Ten and ranked 18th in the country
- ✦ His 11.0 sacks per game were the most for a Badger since Tarek Saleh in 1996
- ✦ His 11.0 sacks were the most in a single season for Wisconsin since Zack Baun recorded 12.5 in 2019
- ✦ Began the season with a 2.0-sack performance vs. Illinois State
- ✦ Recorded sacks vs. Washington State and New Mexico State
- ✦ Registered seven solo tackles and a sack at Northwestern
- ✦ Totaled 3.0 TFLs and 2.0 sacks vs. Maryland
- ✦ Dominant at Iowa, totaling 3.0 sacks, eight tackles and a forced fumble

PERSONAL

- ✦ Four-star recruit by 247 Sports, ESPN and Rivals
- ✦ All-Hawaii Open Division Defensive Player of the Year as a senior in 2019
- ✦ Earned invitation to 2020 Polynesian Bowl
- ✦ Two-time all-state selection
- ✦ Led Saint Louis School to four consecutive Open Division state championships
- ✦ Also played basketball in high school
- ✦ Coach was Cal Lee
- ✦ Parents are Robyn and Bruce Herbig
- ✦ Has two brothers, Jake and Nate
- ✦ Brother Nate played football at Stanford and is currently a guard for the Pittsburgh Steelers
- ✦ Moved into his grandparents' house before high school to play at famed Saint Louis School in Honolulu, which produced Marcus Mariota, Tua Tagovailoa and others
- ✦ Lived away from his parents (who lived on the island of Oahu)

NICK HERBIG'S NFL REGULAR SEASON DEFENSIVE STATISTICS

DATE	TEAM	GP	GS	TACKLES					YDS	QBH	INTERCEPTIONS					O. FUMB			ST				MISC			
				TK	S	A	TFL	YDS			SK	NO	YDS	LG	TD	PD	FF	FR	TD	YDS	TK	S	A	FF	FR	S
2023	Steelers	17	0	22	15	7	5	18	3.0	24.0	3	0	0	0	0	2	1	0	0	5	4	1	0	0	0	0
NFL TOTALS		17	0	22	15	7	5	18	3.0	24.0	3	0	0	0	0	2	1	0	0	5	4	1	0	0	0	0

NICK HERBIG'S NFL POSTSEASON DEFENSIVE STATISTICS

DATE	TEAM	GP	GS	TACKLES					YDS	QBH	INTERCEPTIONS					O. FUMB			ST				MISC			
				TK	S	A	TFL	YDS			SK	NO	YDS	LG	TD	PD	FF	FR	TD	YDS	TK	S	A	FF	FR	S
2023	Steelers	1	0	0	0	0	0	0.0	0.0	0	0	0	0	0	0	0	0	0	0	1	1	0	0	0	0	0
NFL TOTALS		1	0	0	0	0	0	0.0	0.0	0	0	0	0	0	0	0	0	0	0	1	1	0	0	0	0	0

SINGLE-GAME HIGHS: DEFENSIVE

Total Tackles	6 vs. New England Patriots, Dec 07, 2023	Tackles For Loss	1 vs. New England Patriots, Dec 07, 2023
	3 vs. Cincinnati Bengals, Dec 23, 2023		1 vs. Arizona Cardinals, Dec 03, 2023
	...1 more at 3.		...3 more at 1.
Solo Tackles	4 vs. New England Patriots, Dec 07, 2023	Special Teams Tackles	1 vs. New England Patriots, Dec 07, 2023
	2 vs. Cincinnati Bengals, Dec 23, 2023		1 at Cleveland Browns, Nov 19, 2023
	...2 more at 2.		...3 more at 1.
Forced Fumbles	1 at Seattle Seahawks, Dec 31, 2023		
	1 vs. Jacksonville Jaguars, Oct 29, 2023		

2023 GAME-BY-GAME REGULAR-SEASON STATISTICS (STEELERS)

DATE	OPPONENT	P/S	TACKLES							INTERCEPTIONS					O. FUMB				ST				MISC		SCORE		
			TK	S	A	SK	YDS	TFL	YDS	QBH	NO	YDS	LG	TD	PD	FF	FR	TD	YDS	TK	S	A	FF	FR		S	A
09/10	49ers	P	1	0	1	0.0	0.0	0	0	0	0	0	0	0	0	0	0	0	0	0	0	0	0	0	0	L	7-30
09/18	Browns	P	3	2	1	0.0	0.0	0	0	0	0	0	0	0	0	0	0	0	0	0	0	0	0	0	0	W	26-22
09/24	at Raiders	P	0	0	0	0.0	0.0	0	0	0	0	0	0	0	0	0	0	0	0	0	0	0	0	0	0	W	23-18
10/01	at Texans	P	0	0	0	0.0	0.0	0	0	0	0	0	0	0	0	0	0	0	1	1	0	0	0	0	0	L	6-30
10/08	Ravens	P	0	0	0	0.0	0.0	0	0	0	0	0	0	0	0	0	0	0	0	0	0	0	0	0	0	W	17-10
10/22	at Rams	P	2	2	0	1.0	6.0	1	6	1	0	0	0	0	0	0	0	0	1	1	0	0	0	0	0	W	24-17
10/29	Jaguars	P	1	1	0	0.0	0.0	1	0	0	0	0	0	0	1	0	0	0	1	0	1	0	0	0	0	L	10-20
11/02	Titans	P	0	0	0	0.0	0.0	0	0	0	0	0	0	0	0	0	0	0	0	0	0	0	0	0	0	W	20-16
11/12	Packers	P	0	0	0	0.0	0.0	0	0	0	0	0	0	0	0	0	0	0	0	0	0	0	0	0	0	W	23-19
11/19	at Browns	P	1	0	1	0.0	0.0	0	0	0	0	0	0	0	0	0	0	0	1	1	0	0	0	0	0	L	10-13
11/26	at Bengals	P	1	1	0	1.0	9.0	1	9	1	0	0	0	0	0	0	0	0	0	0	0	0	0	0	0	W	16-10
12/03	Cardinals	P	1	1	0	0.0	0.0	1	2	0	0	0	0	0	0	0	0	0	0	0	0	0	0	0	0	L	10-24
12/07	Patriots	P	6	4	2	0.0	0.0	1	1	0	0	0	0	0	0	0	0	0	1	1	0	0	0	0	0	L	18-21
12/16	at Colts	P	2	1	1	0.0	0.0	0	0	0	0	0	0	0	0	0	0	0	0	0	0	0	0	0	0	L	13-30
12/23	Bengals	P	3	2	1	0.0	0.0	0	0	0	0	0	0	0	0	0	0	0	0	0	0	0	0	0	0	W	34-11
12/31	at Seahawks	P	1	1	0	1.0	9.0	0	0	1	0	0	0	0	1	1	0	0	0	0	0	0	0	0	0	W	30-23
01/06	at Ravens	P	0	0	0	0.0	0.0	0	0	0	0	0	0	0	0	0	0	0	0	0	0	0	0	0	0	W	17-10
2023 TOTALS			17-0	22	15	7	3.0	24.0	5	18	3	0	0	0	0	0	2	1	0	0	5	4	1	0	0	0	10-7

2023 GAME-BY-GAME POSTSEASON STATISTICS (STEELERS)

DATE	OPPONENT	P/S	TACKLES							INTERCEPTIONS					O. FUMB				ST				MISC		SCORE			
			TK	S	A	SK	YDS	TFL	YDS	QBH	NO	YDS	LG	TD	PD	FF	FR	TD	YDS	TK	S	A	FF	FR		S	A	W/L
01/15	at Bills	P	0	0	0	0.0	0.0	0	0	0	0	0	0	0	0	0	0	0	0	0	0	0	0	0	0	0	L	17-31
2023 TOTALS			1-0	0	0	0	0.0	0.0	0	0	0	0	0	0	0	0	0	0	0	0	0	1	1	0	0	0	0	0-1



CAMERON ^{DT} HEYWARD

HEIGHT: 6-5
WEIGHT: 295
COLLEGE: Ohio State
BORN: May 6, 1989

HOW ACQUIRED: D1 '11
NFL EXPERIENCE: 14th year
BIRTHPLACE: Pittsburgh, PA



PRO CAREER

- † Nine-time team captain (2015, 2016, 2017, 2018, 2019, 2020, 2021, 2022, 2023)
- † Six-time Pro Bowler (2017, 2018, 2019, 2020, 2021, 2022)
- † Three-time Associated Press First Team All-Pro (2017, 2019, 2021)
- † Named the 2023 Walter Payton Man of the Year, an award that recognizes a player's off-the-field community service as well as his playing excellence
- † Six-time Steelers' Walter Payton Man of the Year nominee (2015, 2017, 2018, 2021, 2022, 2023)
- † Three-time recipient of the Pro Football Writers' "The Chief Award" (2014, 2019 and 2021), which was established in honor of the Steelers' founder, Arthur J. Rooney, Sr., and is presented annually to the Steeler that best exemplifies the spirit of cooperation with the media
- † Joined Joe Greene (four times) as the only interior defensive linemen (DT-NT) in franchise history to be voted Associated Press first-team All-Pro more than once
- † His 80.5 career sacks are the most by a Steelers' defensive lineman since 1982
- † His 80.5 career sacks are tied for the second-most by a Steeler since 1982
- † His 80.5 career sacks are the most by an active NFL defensive tackle
- † His 80.5 career sacks are the ninth-most by a defensive tackle in League history
- † Only defensive lineman in franchise history with 9.0 or more sacks in at least five seasons (2017, 2018, 2019, 2021, 2022) and 10.0 or more sacks in at least three seasons (2017, 2021, 2022)
- † His three seasons of 10.0 or more sacks and seven seasons of 7.0 or more sacks are both tied for fourth-most by a defensive tackle since 1982
- † Has played in 194 games (159 starts) over his 13-year NFL career (Pittsburgh 2011-23)
- † His 194 regular-season games played for the Steelers ranks seventh in franchise history and third among defensive players (Donnie Shell, 201; Mel Blount 200)
- † His 194 regular-season games played for the Steelers ranks 24th in NFL history among defensive tackles
- † Registered 647 tackles (404 solo), 175 quarterback hits, 118 tackles for loss, 80.5 sacks, 47 passes defended, eight forced fumbles, seven fumble recoveries and two interceptions
- † Has registered 14 multi-sack games in his NFL regular-season career, which ranks tied for fifth in franchise history
- † The Steelers are 13-0-1 when he has a multi-sack game and 10-0-1 when he has at least 2.0 sacks
- † His 118 tackles for loss are the most by an active NFL defensive tackle
- † His 647 tackles are most by an active NFL defensive tackle
- † His 47 passes defended are the most among active NFL defensive tackles
- † His 333 tackles are the third-most among defensive tackles in the NFL since the start of the 2019 season
- † Heyward's 23 passes defended are the second-most among defensive tackles in the NFL since the start of the 2019 season
- † Heyward's 35.5 sacks are the fourth-most among defensive tackles in the NFL since the start of the 2019 season
- † Heyward's 53 tackles for loss are the second-most among defensive tackles in the NFL since the start of the 2019 season
- † Since 2020, only one team has had three players with at least 26.5 sacks, 59 quarterback hits and 40 tackles for loss (Pittsburgh's T.J. Watt, Cameron Heyward and Alex Highsmith)
- † Made NFL debut in Week 1 of 2011 (at Baltimore)
- † Made NFL starting debut in Week 3 of 2013 (vs. Chicago)

2023 (STEELERS)

- † Played in and started 11 regular-season games
- † Named the 2023 Walter Payton Man of the Year, an award that recognizes a player's off-the-field community service as well as his playing excellence
- † Missed Weeks 2-8 due to a groin injury
- † Registered 33 tackles (25 solo), 2.0 sacks, six tackles for loss, one pass defended and three quarterback hits
- † Steelers' run defense rebounded from a difficult start to the 2023 season when he returned to the lineup in Week 9 vs. Tennessee
- † Pittsburgh led the NFL in successful play rate on defensive rushes (EPA based) after Week 9
- † The Steelers allowed five rushing TDs after Week 9, which was tied for the third-fewest in the League over the span
- † Pittsburgh allowed 0.50 rushing TDs/game after Week 9, which was the third-fewest in the League over the span
- † The Steelers allowed 46 first downs by rush after Week 9, which was the second-fewest in the League over the span
- † Pittsburgh allowed 4.60 first downs by rush/game after Week 9, which was the fewest in the League over the span
- † The Steelers allowed a first down on just 19.0% of its opponents rushes after Week 9, which was the fewest in the League over the span
- † Pittsburgh allowed just 22 runs of 10 yards or more after Week 9, which was tied for the fifth-fewest in the League over the span
- † The Steelers allowed a run of 10 yards or more on just 9.1% of its opponents rushes after Week 9, which was the sixth-fewest in the League over the span

2022 (STEELERS)

- † Started all 17 regular-season games
- † Registered 74 tackles (39 solo), 10.5 sacks, 14 tackles for loss, four passes defended, one forced fumble and one fumble recovery
- † Tied his career high in quarterback hits (23) set in 2019
- † Ranked first on the team in QB hits and tackles for loss and second on the team in sacks
- † Named a defensive captain for the eighth consecutive season
- † Named the Steelers' 2022 Walter Payton Man of the Year, an award that recognizes a player's off-the-field community service as well as his playing excellence
- † Became the only defensive tackle in the NFL with 10.0 or more sacks in each of the last two seasons and the 10th defensive tackle in NFL history since 1982 to have 10.0 or more sacks in consecutive seasons
- † Registered three multi-sack games to mark 14 multi-sack games in his career
- † Was named the AFC Defensive Player of the Week for his performance in Week 16 vs. Las Vegas (seven total tackles, four solo tackles, 2.0 sacks, three tackles for loss, two QB hits and one pass defended)
- † Also received the NFL's Way to Play Award following Week 16, which recognizes NFL players who exemplify proper technique to make impactful plays and awards them a \$5,000 equipment grant to be given to a local youth or high school football program
- † Recorded eight tackles (three solo), 2.0 sacks, four QB hits, two tackles for loss and one pass defended in the Week 18 victory over Cleveland

2021 (STEELERS)

- ✦ Started all 17 regular-season games
- ✦ Finished with a career-high 89 tackles (53 solo) along with 10.0 sacks, 17 quarterback hits, 15 tackles for loss, nine passes defended, one interception, one forced fumble and one fumble recovery
- ✦ Named a defensive captain for the seventh consecutive time
- ✦ Named the Steelers' 2021 Walter Payton Man of the Year, an award that recognizes a player's off-the-field community service as well as his playing excellence
- ✦ Surpassed Joey Porter for the fifth-most sacks in team history (60.5) in Week 8 at Cleveland
- ✦ Tied for the team lead with nine passes defended
- ✦ Recorded his second career interception in Week 9 vs Chicago when he picked off QB Justin Fields
- ✦ Recorded the 11th multi-sack game of his career in Week 10 vs Detroit
- ✦ Recorded his 10th sack of the season in Week 18 at Baltimore, securing his second career double-digit sack season (had 12.0 in 2017)
- ✦ Became one of just 13 players in league history to have at least 10 sacks and nine passes defended in a season

2020 (STEELERS)

- ✦ Named a defensive captain for the sixth consecutive time
- ✦ Started all 15 games he played in during the regular season and one playoff game
- ✦ Recorded 54 tackles, 4.0 sacks, 19 quarterback hits, seven tackles for a loss and three passes defended
- ✦ Registered the first interception of his career in Week 1 at New York Giants (game 135 and start 100)
- ✦ His interception halted a Giants' drive that opened at its own 9-yard line and marched 87 yards on 19 plays, taking New York down to the Steelers' 4-yard line

2019 (STEELERS)

- ✦ Named a defensive captain for the fifth consecutive season
- ✦ Started all 16 games
- ✦ Recorded 83 tackles (51 solo), 9.0 sacks, a career-high 23 quarterback hits, 11 tackles for a loss and six passes defended
- ✦ Ranked second on the team in quarterback hits, third in sacks and third in TFLs
- ✦ Led all NFL defensive linemen in tackles
- ✦ His 83 tackles were the most by a Steelers defensive lineman since Donald Evans had 84 in 1993
- ✦ Registered seven or more tackles in three different games
- ✦ His 23 quarterback hits were the second-most among all defensive tackles in the NFL
- ✦ Recorded three or more quarterback hits in three separate games
- ✦ Joined Aaron Donald as the only defensive tackles in the League with at least three QB hits in three or more games
- ✦ His 9.0 sacks were the second-most among all defensive tackles in the NFL
- ✦ His 11 TFLs were the fourth-most among all defensive tackles in the NFL

2018 (STEELERS)

- ✦ Named a defensive team captain for the fourth straight season
- ✦ Started all 16 regular season games for the third time in his career
- ✦ Named the Steelers' 2018 Walter Payton Man of the Year, an award that recognizes a player's off-the-field community service as well as his playing excellence
- ✦ Finished the season with 51 tackles (29 solo), 8.0 sacks (second on the team), 18 quarterback hits (second on the team), 10 tackles for loss, three pass breakups, one forced fumble and one fumble recovery
- ✦ Surpassed Aaron Smith for the second-most sacks by a Steelers defensive lineman and seventh-most sacks by a Steeler since sacks became an official statistic in 1982

2017 (STEELERS)

- ✦ Named a defensive team captain for the third straight season
- ✦ Started all 15 of the regular-season games he played in
- ✦ Named the Steelers' 2017 Walter Payton Man of the Year, an award that recognizes a player's off-the-field community service as well as his playing excellence
- ✦ Finished the season with a career-high 12.0 sacks, 45 tackles (30 solo), 22 quarterback hits, a career-high 16 tackles for loss, three passes defended, two forced fumbles and one fumble recovery
- ✦ Recorded four multi-sack performances, tying for most in the League
- ✦ His 12.0 sacks tied for third-most among AFC defensive linemen and tied for sixth among all NFL defensive linemen in sacks
- ✦ Named AFC Defensive Player of the Week for his Week 4 performance at Baltimore (10/1)
- ✦ Registered the third multi-sack game in his regular-season career and credited with a forced fumble and fumble recovery
- ✦ Named AFC Defensive Player of the Week for his Week 12 performance vs. Green Bay (11/26)
- ✦ Registered the fifth game of his regular-season career with multiple sacks and added six tackles (three solo), two tackles for losses and three quarterback hits
- ✦ Surpassed Clark Haggans (32.0) for the 10th-most sacks by a Steeler since sacks became an official statistic in 1982
- ✦ Established a single-game high for sacks in the first half of a game with 2.0 at Houston in Week 16
- ✦ First Steelers defensive lineman to record at least 2.0 sacks in the first half of a game since Nov. 9, 2009 (Brett Keisel at Denver)
- ✦ Surpassed Lawrence Timmons and Kevin Greene (35.5) for the eighth-most sacks by a Steeler since sacks became an official statistic in 1982

2016 (STEELERS)

- ✦ Named a defensive team captain for the second straight season
- ✦ Started seven games during the regular season
- ✦ Inactive for two games due to a left hamstring injury (10/16 at Miami and 10/23 vs. New England)
- ✦ Placed on the team's Reserve/Injured List due to a pectoral injury on November 19, and missed the remainder of the regular season and postseason
- ✦ Recorded a single-game career-high 3.0 sacks in Week 4 vs. Kansas City
- ✦ Became the fourth defensive end in franchise history to record at least 3.0 sacks in a single game and the first since Ray Seals in 1994 (11/6 at Houston) since sacks became an official statistic in 1982

2015 (STEELERS)

- ✦ Named a defensive team captain for the first time in his career
- ✦ Started all 16 regular-season games for the second consecutive season
- ✦ Named the Steelers' 2015 Walter Payton Man of the Year, an award that recognizes a player's off-the-field community service as well as his playing excellence
- ✦ Led the team with 7.0 sacks during the regular season along with 54 tackles (39 solo), 15 tackles for loss, 13 quarterback hits, two passes defended and one forced fumble
- ✦ Recorded at least 5.0 sacks in three straight seasons, becoming the second defensive end (Keith Willis) to record 5.0 sacks in three or more consecutive seasons since sacks became an official statistic in 1982
- ✦ Started both postseason contests
- ✦ Recorded a strip sack in the second quarter of the Wild Card victory Cincinnati, the first sack and forced fumble of his career in the postseason

2014 (STEELERS)

- ✦ Started all 16 games during the regular season for the first time in his career
- ✦ Set a then career-high with 7.5 sacks on the season along with 53 tackles (33 solo), 16 quarterback hits, 11 tackles for loss and four passes defended
- ✦ Became the first defensive lineman to lead or tie for the team lead in sacks since Aaron Smith (2004)
- ✦ Recorded 1.5 sacks in Week 16 vs. Kansas City, the first multi-sack game of his career and the first Steelers' defensive end to record a multi-sack game since Brett Keisel (12/23/12 vs. Cincinnati)
- ✦ Started the lone postseason contest

2013 (STEELERS)

- ✦ Played in all 16 games, making a then career-best 13 starts
- ✦ Started his first career game in Week 3 vs. Chicago
- ✦ Recorded 5.0 sacks on the season, his first season with at least five quarterback takedowns
- ✦ Added on 59 tackles (35 solo), 10 quarterback hits, seven tackles for loss and seven passes defended
- ✦ Recorded a career-high 10 tackles, and one sack, in Week 14 vs. Miami

2012 (STEELERS)

- ✦ Saw action on the defensive line and on special teams in all 16 contests
- ✦ Recorded 20 tackles (13 solo), 1.5 sacks, three quarterback hits and two tackles for loss

2011 (STEELERS)

- ✦ Saw action in all 16 regular-season games and the lone postseason contest in his rookie season
- ✦ Totaled 11 tackles (10 solo), 1.0 sack, three quarterback hits, one forced fumble and one pass defended
- ✦ Registered his first career sack and forced fumble in the fourth quarter in Week 5 vs. Tennessee

TRANSACTIONS

- ✦ Signed four-year contract extension with Pittsburgh on Sept. 6, 2020
- ✦ Signed six-year contract with the Steelers on July 16, 2015
- ✦ Pittsburgh exercised fifth-year option on April 22, 2014
- ✦ Signed four-year contract with the Steelers on July 29, 2011
- ✦ Drafted by Pittsburgh in the first round (31st overall) of the 2011 NFL Draft

PERSONAL

- ✦ Attended Peachtree Ridge High School (Suwanee, Ga.)
- ✦ Named 2006 Georgia Class 5A Defensive Player of the Year, helping Peachtree Ridge capture the state championship as a senior
- ✦ Totaled 88 tackles and 11.0 sacks during his senior campaign
- ✦ Son of former NFL and University of Pittsburgh running back Craig "Ironhead" Heyward and Charlotte Heyward Blackwell
- ✦ Cameron's stepfather, Cory Blackwell, played football at Wisconsin
- ✦ Married to Allie
- ✦ Couple has one son, Callen Grey, and two daughters, Chloe and Caia
- ✦ Started his foundation, "The Heyward House" in May 2015
- ✦ Full name: Cameron Phillips Heyward

COMMUNITY

- ✦ Named the 2023 Walter Payton Man of the Year, an award that recognizes a player's off-the-field community service as well as his playing excellence
- ✦ Six-time Steelers Walter Payton Man of the Year (2015, 2017, 2018, 2021, 2022, 2023)
- ✦ Created his foundation, The Heyward House, in 2015, which supports Pittsburghers in need through a variety of programs and partnerships
- ✦ Began the Rufus and Judy Jordan Literacy Program in 2020, and as part of the program, built Little Free Libraries where he stocks books in under-served communities
- ✦ Built the Heyward Performance Center field house for his high school, Peachtree Ridge, in 2020
- ✦ Created a birthday club, Cam's Birthday Bash, where every year on his birthday, he throws a birthday party at Dave and Buster's complete with food, games and gifts, for children who often don't get the opportunity to celebrate their birthdays
- ✦ Through Craig's Closet, a program he named after his father, high school boys in the Pittsburgh area with free dress clothes for interviews, internships, banquets, and more
- ✦ Partners with Blessings in a Backpack to provide backpacks of food for students to take home over the weekend
- ✦ Began Voices of Hope Scholarship to provide brain tumor patients, or the family members of those affected by a brain tumor diagnosis, the opportunity to pursue a post-secondary education
- ✦ Annually treats 200 families per year to Thanksgiving dinner through his food distribution with Greater Pittsburgh Food Bank
- ✦ Has donated \$150,000 over the last two seasons to the Steelers Social Justice Fund
- ✦ Serves on the Steelers Social Justice Committee and led one of the Social Justice Film Series nights

COLLEGE

- Started 46-of-52 games at Ohio State (2007-10)
- Recorded 163 tackles, 37.5 tackles for loss, 15.0 sacks and six quarterback pressures
- Recovered two fumbles, including one in the end zone for a touchdown
- Had one interception, and he returned it 80 yards, which, at the time, ranked as the seventh longest return by a Buckeye in school history and the longest interception return by a defensive lineman
- Forced two fumbles
- Earned first-team All-Big Ten Conference honors and the Bill Willis Award, given by the OSU coaches to the team's Outstanding Defensive Player in 2010
- Earned second-team All-Big Ten Conference honors and was the recipient of the Jack Stephenson Award, given by the coaching staff to the team's outstanding defensive lineman in 2009
- Garnered Freshman All-American honors from Rivals.com, Scout.com and The Sporting News in 2007
- Graduated with a degree in human development

CAMERON HEYWARD'S NFL REGULAR SEASON DEFENSIVE STATISTICS

DATE	TEAM	GP	GS	TACKLES							INTERCEPTIONS					O. FUMB			ST			MISC				
				TK	S	A	TFL	YDS	SK	YDS	QBH	NO	YDS	LG	TD	PD	FF	FR	TD	YDS	TK	S	A	FF	FR	S
2011	Steelers	16	0	11	10	1	0	0	1.0	8.0	3	0	0	0	0	1	1	0	0	0	0	0	0	0	0	0
2012	Steelers	16	0	20	13	7	2	0	1.5	5.0	3	0	0	0	0	0	0	0	0	0	0	0	0	0	0	0
2013	Steelers	16	13	59	35	24	7	51	5.0	41.0	10	0	0	0	0	7	0	1	0	8	0	0	0	0	0	0
2014	Steelers	16	16	53	33	20	11	54	7.5	47.0	16	0	0	0	0	4	0	0	0	0	0	0	0	0	0	0
2015	Steelers	16	16	54	39	15	15	69	7.0	35.0	13	0	0	0	0	2	1	0	0	0	0	0	0	0	0	0
2016	Steelers	7	7	21	17	4	4	18	3.0	16.0	5	0	0	0	0	4	0	1	0	1	0	0	0	0	0	0
2017	Steelers	15	15	45	30	15	16	78	12.0	71.0	22	0	0	0	0	3	2	1	0	0	0	0	0	0	0	0
2018	Steelers	16	16	51	29	22	10	55	8.0	60.0	18	0	0	0	0	3	1	1	0	0	0	0	0	0	0	0
2019	Steelers	16	16	83	51	32	11	53	9.0	61.0	23	0	0	0	0	6	1	1	0	0	0	0	0	0	0	0
2020	Steelers	15	15	54	30	24	7	20	4.0	28.5	19	1	0	0	0	3	0	0	0	0	0	0	0	0	0	0
2021	Steelers	17	17	89	53	36	15	58	10.0	55.5	17	1	0	0	0	9	1	0	0	0	0	0	0	0	0	0
2022	Steelers	17	17	74	39	35	14	58	10.5	72.5	23	0	0	0	0	4	1	1	0	0	0	0	0	0	0	0
2023	Steelers	11	11	33	25	8	6	22	2.0	14.0	3	0	0	0	0	1	0	0	0	0	0	0	0	0	0	0
NFL TOTALS		194	159	647	404	243	118	536	80.5	514.5	175	2	0	0	0	47	8	7	0	9	0	0	0	0	0	0

CAMERON HEYWARD'S NFL POSTSEASON DEFENSIVE STATISTICS

DATE	TEAM	GP	GS	TACKLES							INTERCEPTIONS					O. FUMB			ST			MISC					
				TK	S	A	TFL	YDS	SK	YDS	QBH	NO	YDS	LG	TD	PD	FF	FR	TD	YDS	TK	S	A	FF	FR	S	A
2011	Steelers	1	0	4	3	1	0	0	0.0	0.0	0	0	0	0	0	0	0	0	0	0	0	0	0	0	0	0	0
2014	Steelers	1	1	2	2	0	0	0	0.0	0.0	2	0	0	0	0	0	0	0	0	0	0	0	0	0	0	0	0
2015	Steelers	2	2	1	1	0	0	0	1.0	11.0	4	0	0	0	0	0	0	0	0	0	0	0	0	0	0	0	0
2017	Steelers	1	1	1	1	0	1	2	0.0	0.0	0	0	0	0	0	0	0	0	0	0	0	0	0	0	0	0	0
2020	Steelers	1	1	1	1	0	0	0	0.0	0.0	0	0	0	0	0	1	0	0	0	0	0	0	0	0	0	0	0
2021	Steelers	1	1	4	2	2	0	0	0.0	0.0	0	0	0	0	0	1	0	0	0	0	0	0	0	0	0	0	0
2023	Steelers	1	1	6	4	2	1	2	0.0	0.0	0	0	0	0	0	0	0	0	0	0	0	0	0	0	0	0	0
NFL TOTALS		8	7	19	14	5	2	4	1.0	11.0	6	0	0	0	0	1	2	0	0	0	0	0	0	0	0	0	0

SINGLE-GAME HIGHS: DEFENSIVE

Total Tackles	10 vs. Miami Dolphins, Dec 08, 2013 9 vs. Seattle Seahawks, Oct 17, 2021 ...1 more at 9.	Fumble Recoveries	1 at Cincinnati Bengals, Sep 11, 2022 1 at Buffalo Bills, Sep 12, 2021 ...5 more at 1.
Solo Tackles	7 vs. Kansas City Chiefs, Oct 02, 2016 7 vs. Baltimore Ravens, Oct 01, 2015 ...1 more at 7.	Tackles For Loss	3 vs. Las Vegas Raiders, Dec 24, 2022 3 vs. Kansas City Chiefs, Oct 02, 2016
Sacks	3.0 vs. Kansas City Chiefs, Oct 02, 2016 2.5 vs. Cincinnati Bengals, Sep 30, 2019	Interceptions	1 vs. Chicago Bears, Nov 08, 2021 1 at New York Giants, Sep 14, 2020
Passes Defensed	2 vs. Cleveland Browns, Jan 03, 2022 2 vs. Denver Broncos, Oct 10, 2021 ...5 more at 2.	Longest Opp Fumble Return	8 at Cleveland Browns, Nov 24, 2013 1 vs. Cincinnati Bengals, Sep 18, 2016
Forced Fumbles	1 at Buffalo Bills, Oct 09, 2022 1 at Buffalo Bills, Sep 12, 2021 ...6 more at 1.		

SINGLE-GAME HIGHS - POSTSEASON: DEFENSIVE

Total Tackles	6 at Buffalo Bills, Jan 15, 2024 4 at Kansas City Chiefs, Jan 16, 2022 4 at Denver Broncos, Jan 08, 2012 2 vs. Baltimore Ravens, Jan 03, 2015 1 vs. Cleveland Browns, Jan 10, 2021 ...2 more at 1.	Passes Defensed	1 vs. Cleveland Browns, Jan 10, 2021
Solo Tackles	4 at Buffalo Bills, Jan 15, 2024 3 at Denver Broncos, Jan 08, 2012 2 at Kansas City Chiefs, Jan 16, 2022 2 vs. Baltimore Ravens, Jan 03, 2015 1 vs. Cleveland Browns, Jan 10, 2021 ...2 more at 1.	Forced Fumbles	1 at Kansas City Chiefs, Jan 16, 2022 1 at Cincinnati Bengals, Jan 09, 2016
Sacks	1.0 at Cincinnati Bengals, Jan 09, 2016	Tackles For Loss	1 at Buffalo Bills, Jan 15, 2024 1 vs. Jacksonville Jaguars, Jan 14, 2018

SINGLE-GAME HIGHS: RUSHING/RECEIVING

All-Purpose Yards 11 vs. Baltimore Ravens, Oct 20, 2013
 8 at Cleveland Browns, Nov 24, 2013
 Kickoff Returns 1 vs. Baltimore Ravens, Oct 20, 2013

Kickoff Return Yards 11 vs. Baltimore Ravens, Oct 20, 2013
 Longest Kickoff Return 11 vs. Baltimore Ravens, Oct 20, 2013

2023 GAME-BY-GAME REGULAR-SEASON STATISTICS (STEELERS)

DATE	OPPONENT	P/S	TACKLES							INTERCEPTIONS				O. FUMB			ST			MISC		W/L	SCORE				
			TK	S	A	SK	YDS	TFL	YDS	QBH	NO	YDS	LG	TD	PD	FF	FR	TD	YDS	TK	S			A	FF	FR	S
09/10	49ers	S	0	0	0	0.0	0.0	0	0	1	0	0	0	0	0	0	0	0	0	0	0	0	0	0	0	L	7-30
09/18	Browns										INJURED RESERVE															W	26-22
09/24	at Raiders										INJURED RESERVE															W	23-18
10/01	at Texans										INJURED RESERVE															L	6-30
10/08	Ravens										INJURED RESERVE															W	17-10
10/22	at Rams										INJURED RESERVE															W	24-17
10/29	Jaguars										INJURED RESERVE															L	10-20
11/02	Titans	S	6	4	2	0.0	0.0	1	8	0	0	0	0	0	0	0	0	0	0	0	0	0	0	0	0	W	20-16
11/12	Packers	S	3	2	1	0.0	0.0	1	0	0	0	0	0	0	0	0	0	0	0	0	0	0	0	0	0	W	23-19
11/19	at Browns	S	5	5	0	0.0	0.0	1	0	0	0	0	0	0	0	0	0	0	0	0	0	0	0	0	0	L	10-13
11/26	at Bengals	S	4	3	1	1.0	6.0	1	6	1	0	0	0	0	0	0	0	0	0	0	0	0	0	0	0	W	16-10
12/03	Cardinals	S	1	1	0	0.0	0.0	0	0	0	0	0	0	0	0	0	0	0	0	0	0	0	0	0	0	L	10-24
12/07	Patriots	S	6	5	1	1.0	8.0	1	8	1	0	0	0	0	0	0	0	0	0	0	0	0	0	0	0	L	18-21
12/16	at Colts	S	5	3	2	0.0	0.0	1	0	0	0	0	0	0	0	0	0	0	0	0	0	0	0	0	0	L	13-30
12/23	Bengals	S	0	0	0	0.0	0.0	0	0	0	0	0	0	0	0	0	0	0	0	0	0	0	0	0	0	W	34-11
12/31	at Seahawks	S	1	0	1	0.0	0.0	0	0	0	0	0	0	0	1	0	0	0	0	0	0	0	0	0	0	W	30-23
01/06	at Ravens	S	2	2	0	0.0	0.0	0	0	0	0	0	0	0	0	0	0	0	0	0	0	0	0	0	0	W	17-10
2023 TOTALS		11-11	33	25	8	2.0	14.0	6	22	3	0	0	0	0	1	0	0	0	0	0	0	0	0	0	0	10-7	

2022 GAME-BY-GAME REGULAR-SEASON STATISTICS (STEELERS)

DATE	OPPONENT	P/S	TACKLES							INTERCEPTIONS				O. FUMB			ST			MISC		W/L	SCORE					
			TK	S	A	SK	YDS	TFL	YDS	QBH	NO	YDS	LG	TD	PD	FF	FR	TD	YDS	TK	S			A	FF	FR	S	A
09/11	at Bengals	S	2	2	0	1.0	5.0	1	5	3	0	0	0	0	0	1	1	0	0	0	0	0	0	0	0	0	W	23-20+
09/18	Patriots	S	5	3	2	0.0	0.0	0	0	0	0	0	0	0	1	0	0	0	0	0	0	0	0	0	0	L	14-17	
09/22	at Browns	S	7	4	3	0.0	0.0	1	2	0	0	0	0	0	0	0	0	0	0	0	0	0	0	0	0	L	17-29	
10/02	Jets	S	2	0	2	0.0	0.0	0	0	0	0	0	0	0	0	0	0	0	0	0	0	0	0	0	0	L	20-24	
10/09	at Bills	S	5	1	4	0.0	0.0	0	0	0	0	0	0	0	0	1	0	0	0	0	0	0	0	0	0	L	3-38	
10/16	Buccaners	S	3	2	1	1.0	5.0	1	5	2	0	0	0	0	0	0	0	0	0	0	0	0	0	0	0	W	20-18	
10/23	at Dolphins	S	5	4	1	0.0	0.0	1	1	0	0	0	0	0	0	0	0	0	0	0	0	0	0	0	0	L	10-16	
10/30	at Eagles	S	2	2	0	1.0	5.0	1	5	2	0	0	0	0	0	0	0	0	0	0	0	0	0	0	0	L	13-35	
11/13	Saints	S	3	2	1	0.0	0.0	0	0	0	0	0	0	0	0	0	0	0	0	0	0	0	0	0	0	W	20-10	
11/20	Bengals	S	7	4	3	1.0	3.0	2	5	2	0	0	0	0	0	0	0	0	0	0	0	0	0	0	0	L	30-37	
11/28	at Colts	S	1	0	1	0.0	0.0	0	0	3	0	0	0	0	0	0	0	0	0	0	0	0	0	0	0	W	24-17	
12/04	at Falcons	S	4	2	2	1.0	7.0	1	7	2	0	0	0	0	1	0	0	0	0	0	0	0	0	0	0	W	19-16	
12/11	Ravens	S	6	3	3	0.0	0.0	0	0	1	0	0	0	0	0	0	0	0	0	0	0	0	0	0	0	L	14-16	
12/18	at Panthers	S	3	2	1	1.5	15.0	1	0	2	0	0	0	0	0	0	0	0	0	0	0	0	0	0	0	W	24-16	
12/24	Raiders	S	7	4	3	2.0	18.0	3	18	2	0	0	0	0	1	0	0	0	0	0	0	0	0	0	0	W	13-10	
01/01	at Ravens	S	4	1	3	0.0	0.0	0	0	0	0	0	0	0	0	0	0	0	0	0	0	0	0	0	0	W	16-13	
01/08	Browns	S	8	3	5	2.0	14.5	2	10	4	0	0	0	0	1	0	0	0	0	0	0	0	0	0	0	W	28-14	
2022 TOTALS		17-17	74	39	35	10.5	72.5	14	58	23	0	0	0	0	4	1	1	0	0	0	0	0	0	0	0	9-8		

+ Overtime

2021 GAME-BY-GAME REGULAR-SEASON STATISTICS (STEELERS)

DATE	OPPONENT	P/S	TACKLES							INTERCEPTIONS				O. FUMB			ST			MISC		W/L	SCORE				
			TK	S	A	SK	YDS	TFL	YDS	QBH	NO	YDS	LG	TD	PD	FF	FR	TD	YDS	TK	S			A	FF	FR	S
09/12	at Bills	S	4	2	2	1.0	6.0	1	6	1	0	0	0	0	2	1	1	0	0	0	0	0	0	0	0	W	23-16
09/19	Raiders	S	7	4	3	0.0	0.0	1	0	0	0	0	0	1	0	0	0	0	0	0	0	0	0	0	0	L	17-26
09/26	Bengals	S	5	1	4	0.0	0.0	0	0	0	0	0	0	0	0	0	0	0	0	0	0	0	0	0	0	L	10-24
10/03	at Packers	S	8	5	3	0.0	0.0	1	1	1	0	0	0	0	0	0	0	0	0	0	0	0	0	0	0	L	17-27
10/10	Broncos	S	3	2	1	0.0	0.0	0	0	0	0	0	0	0	2	0	0	0	0	0	0	0	0	0	0	W	27-19
10/17	Seahawks	S	9	6	3	1.0	8.0	2	12	1	0	0	0	0	0	0	0	0	0	0	0	0	0	0	0	W	23-20+
10/31	at Browns	S	4	3	1	0.5	2.5	0	0	2	0	0	0	0	0	0	0	0	0	0	0	0	0	0	0	W	15-10
11/08	Bears	S	2	2	0	0.0	0.0	0	0	3	1	0	0	0	1	0	0	0	0	0	0	0	0	0	0	W	29-27
11/14	Lions	S	5	3	2	2.0	18.0	2	18	2	0	0	0	0	0	0	0	0	0	0	0	0	0	0	0	T	16-16
11/21	at Chargers	S	2	2	0	0.0	0.0	0	0	0	0	0	0	0	1	0	0	0	0	0	0	0	0	0	0	L	37-41
11/28	at Bengals	S	8	3	5	1.0	6.0	1	6	1	0	0	0	0	0	0	0	0	0	0	0	0	0	0	0	L	10-41
12/05	Ravens	S	4	3	1	1.0	3.0	2	5	1	0	0	0	0	0	0	0	0	0	0	0	0	0	0	0	W	20-19
12/09	at Vikings	S	6	3	3	0.0	0.0	1	2	0	0	0	0	0	0	0	0	0	0	0	0	0	0	0	0	L	28-36
12/19	Titans	S	6	2	4	0.5	5.0	0	0	1	0	0	0	0	0	0	0	0	0	0	0	0	0	0	0	W	19-13
12/26	at Chiefs	S	6	3	3	1.0	4.0	1	4	1	0	0	0	0	0	0	0	0	0	0	0	0	0	0	0	L	10-36
01/03	Browns																										

2019 GAME-BY-GAME REGULAR-SEASON STATISTICS (STEELERS)

DATE	OPPONENT	P/S	TACKLES							INTERCEPTIONS				O. FUMB			ST				MISC		W/L	SCORE		
			TK	S	A	SK	YDS	TFL	YDS	QBH	NO	YDS	LG	TD	PD	FF	FR	TD	YDS	TK	S	A			FF	FR
09/08	at Patriots	S	7	3	4	0.0	0.0	0	0	0	0	0	0	0	0	0	0	0	0	0	0	0	0	0	L	3-33
09/15	Seahawks	S	3	3	0	0.0	0.0	1	0	0	0	0	0	1	0	0	0	0	0	0	0	0	0	0	L	26-28
09/22	at 49ers	S	5	4	1	0.0	0.0	1	1	0	0	0	0	0	0	0	0	0	0	0	0	0	0	0	L	20-24
09/30	Bengals	S	6	4	2	2.5	23.0	1	11	3	0	0	0	0	1	0	0	0	0	0	0	0	0	0	W	27-3
10/06	Ravens	S	4	4	0	1.0	3.0	1	3	2	0	0	0	0	0	0	0	0	0	0	0	0	0	0	L	23-26+
10/13	at Chargers	S	3	2	1	0.0	0.0	0	0	0	0	0	0	0	0	0	0	0	0	0	0	0	0	0	W	24-17
10/28	Dolphins	S	6	3	3	1.0	4.0	1	4	2	0	0	0	1	0	0	0	0	0	0	0	0	0	0	W	27-14
11/03	Colts	S	6	4	2	0.0	0.0	0	0	1	0	0	0	0	0	0	0	0	0	0	0	0	0	0	W	26-24
11/10	Rams	S	3	2	1	1.0	10.0	1	10	3	0	0	0	2	0	0	0	0	0	0	0	0	0	0	W	17-12
11/14	at Browns	S	6	5	1	0.0	0.0	1	1	1	0	0	0	0	0	0	0	0	0	0	0	0	0	0	L	7-21
11/24	at Bengals	S	6	2	4	1.0	8.0	1	8	5	0	0	0	0	0	0	0	0	0	0	0	0	0	0	W	16-10
12/01	Browns	S	6	3	3	0.5	1.0	1	3	1	0	0	0	0	0	1	0	0	0	0	0	0	0	0	W	20-13
12/08	at Cardinals	S	3	2	1	1.0	5.0	1	5	1	0	0	0	0	0	0	0	0	0	0	0	0	0	0	W	23-17
12/15	Bills	S	9	5	4	0.0	0.0	0	0	1	0	0	0	0	1	0	0	0	0	0	0	0	0	0	L	10-17
12/22	at Jets	S	6	2	4	0.0	0.0	0	0	1	0	0	0	0	0	0	0	0	0	0	0	0	0	0	L	10-16
12/29	at Ravens	S	4	3	1	1.0	7.0	1	7	2	0	0	0	1	0	0	0	0	0	0	0	0	0	0	L	10-28
2019 TOTALS		16-16	83	51	32	9.0	61.0	11	53	23	0	0	0	0	6	1	1	0	0	0	0	0	0	0	8-8	

+ Overtime

2018 GAME-BY-GAME REGULAR-SEASON STATISTICS (STEELERS)

DATE	OPPONENT	P/S	TACKLES							INTERCEPTIONS				O. FUMB			ST				MISC		W/L	SCORE		
			TK	S	A	SK	YDS	TFL	YDS	QBH	NO	YDS	LG	TD	PD	FF	FR	TD	YDS	TK	S	A			FF	FR
09/09	at Browns	S	7	5	2	1.0	11.0	1	11	1	0	0	0	0	0	0	0	0	0	0	0	0	0	0	T	21-21
09/16	Chiefs	S	3	3	0	0.0	0.0	0	0	2	0	0	0	0	0	1	0	0	0	0	0	0	0	0	L	37-42
09/24	at Buccaneers	S	1	1	0	0.0	0.0	1	0	1	0	0	0	0	0	0	0	0	0	0	0	0	0	0	W	30-27
09/30	Ravens	S	5	2	3	0.0	0.0	0	0	0	0	0	0	0	0	0	0	0	0	0	0	0	0	0	L	14-26
10/07	Falcons	S	3	2	1	1.5	8.5	1	6	2	0	0	0	0	0	0	0	0	0	0	0	0	0	0	W	41-17
10/14	at Bengals	S	0	0	0	0.0	0.0	0	0	0	0	0	0	0	0	0	0	0	0	0	0	0	0	0	W	28-21
10/28	Browns	S	1	0	1	0.0	0.0	0	0	0	0	0	0	0	0	0	0	0	0	0	0	0	0	0	W	33-18
11/04	at Ravens	S	1	0	1	0.0	0.0	0	0	2	0	0	0	0	0	0	0	0	0	0	0	0	0	0	W	23-16
11/08	Panthers	S	3	2	1	2.0	15.0	2	15	2	0	0	0	0	0	0	0	0	0	0	0	0	0	0	W	52-21
11/18	at Jaguars	S	5	4	1	1.0	7.0	2	8	1	0	0	0	0	0	1	0	0	0	0	0	0	0	0	W	20-16
11/25	at Broncos	S	3	2	1	0.5	3.5	0	0	1	0	0	0	0	1	0	0	0	0	0	0	0	0	0	L	17-24
12/02	Chargers	S	4	1	3	0.0	0.0	1	0	2	0	0	0	1	0	0	0	0	0	0	0	0	0	0	L	30-33
12/09	at Raiders	S	6	4	2	0.0	0.0	0	0	0	0	0	0	0	0	0	0	0	0	0	0	0	0	0	L	21-24
12/16	Patriots	S	4	1	3	0.0	0.0	0	0	2	0	0	0	0	0	0	0	0	0	0	0	0	0	0	W	17-10
12/23	at Saints	S	3	0	3	0.0	0.0	0	0	0	0	0	0	1	0	0	0	0	0	0	0	0	0	0	L	28-31
12/30	Bengals	S	2	2	0	2.0	15.0	2	15	2	0	0	0	0	0	0	0	0	0	0	0	0	0	0	W	16-13
2018 TOTALS		16-16	51	29	22	8.0	60.0	10	55	18	0	0	0	0	3	1	1	0	0	0	0	0	0	0	9-6-1	

2017 GAME-BY-GAME REGULAR-SEASON STATISTICS (STEELERS)

DATE	OPPONENT	P/S	TACKLES							INTERCEPTIONS				O. FUMB			ST				MISC		W/L	SCORE		
			TK	S	A	SK	YDS	TFL	YDS	QBH	NO	YDS	LG	TD	PD	FF	FR	TD	YDS	TK	S	A			FF	FR
09/10	at Browns	S	3	1	2	1.0	4.0	1	4	1	0	0	0	0	0	0	0	0	0	0	0	0	0	0	W	21-18
09/17	Vikings	S	6	2	4	0.0	0.0	1	0	2	0	0	0	0	0	0	0	0	0	0	0	0	0	0	W	26-9
09/24	at Bears	S	3	3	0	0.0	0.0	0	0	0	0	0	0	0	0	0	0	0	0	0	0	0	0	0	L	17-23+
10/01	at Ravens	S	4	3	1	2.0	14.0	2	14	2	0	0	0	0	1	1	0	0	0	0	0	0	0	0	W	26-9
10/08	Jaguars	S	2	1	1	0.0	0.0	0	0	1	0	0	0	0	0	0	0	0	0	0	0	0	0	0	L	9-30
10/15	at Chiefs	S	2	2	0	0.0	0.0	0	0	1	0	0	0	0	0	0	0	0	0	0	0	0	0	0	W	19-13
10/22	Bengals	S	4	4	0	1.0	1.0	2	1	1	0	0	0	0	0	0	0	0	0	0	0	0	0	0	W	29-14
10/29	at Lions	S	3	3	0	1.0	11.0	2	12	2	0	0	0	0	0	0	0	0	0	0	0	0	0	0	W	20-15
11/12	at Colts	S	2	1	1	0.0	0.0	0	0	2	0	0	0	0	0	0	0	0	0	0	0	0	0	0	W	20-17
11/16	Titans	S	3	2	1	2.0	23.0	2	23	3	0	0	0	0	0	0	0	0	0	0	0	0	0	0	W	40-17
11/26	Packers	S	6	3	3	2.0	7.0	2	7	3	0	0	0	0	0	0	0	0	0	0	0	0	0	0	W	31-28
12/04	at Bengals	S	1	1	0	0.0	0.0	1	1	0	0	0	0	1	0	0	0	0	0	0	0	0	0	0	W	23-20
12/10	Ravens	S	1	0	1	0.0	0.0	0	0	0	0	0	0	1	0	0	0	0	0	0	0	0	0	0	W	39-38
12/17	Patriots	S	1	1	0	1.0	8.0	1	8	2	0	0	0	1	0	0	0	0	0	0	0	0	0	0	L	24-27
12/25	at Texans	S	4	3	1	2.0	3.0	2	8	2	0	0	0	0	1	0	0	0	0	0	0	0	0	0	W	34-6
12/31	Browns	S																							W	28-24
2017 TOTALS		15-15	45	30	15	12.0	71.0	16	78	22	0	0	0	0	3	2	1	0	0	0	0	0	0	0	13-3	

+ Overtime

2016 GAME-BY-GAME REGULAR-SEASON STATISTICS (STEELERS)

DATE	OPPONENT	P/S	TACKLES							INTERCEPTIONS				O. FUMB			ST				MISC		W/L	SCORE		
			TK	S	A	SK	YDS	TFL	YDS	QBH	NO	YDS	LG	TD	PD	FF	FR	TD	YDS	TK	S	A			FF	FR
09/12	at Redskins	S	2	1	1	0.0	0.0	0	0	0	0	0	0	0	0	0	0	0	0	0	0	0	0	0	W	38-16
09/18	Bengals	S	2	2	0	0.0	0.0	0	0	0	0	0	0	2	0	1	0	1	0	0	0	0	0	0	W	24-16
09/25	at Eagles	S	5	4	1	0.0	0.0	0	0	0	0	0	0	0	0	0	0	0	0	0	0	0	0	0	L	3-34
10/02	Chiefs	S	7	7	0	3.0	16.0	3	16	3	0	0	0	2	0	0	0	0	0	0	0	0	0	0	W	43-14
10/09	Jets	S	1	1	0	0.0	0.0	0	0	1	0	0	0	0	0	0	0	0	0	0	0	0	0	0	W	31-13
10/16	at Dolphins	S																							L	15-30
10/23	Patriots	S																							L	16-27
11/06	at Ravens	S	2	1	1	0.0	0.0	1	2	1	0	0	0	0	0	0	0	0	0	0	0	0	0	0	L	14-21
11/13	Cowboys	S	2	1	1	0.0	0.0	0	0	0	0	0	0	0	0	0	0	0	0	0	0	0	0	0	L	30-35
2016 TOTALS		7-7	21</																							

2011 GAME-BY-GAME REGULAR-SEASON STATISTICS (STEELERS)

DATE	OPPONENT	P/S	TACKLES							INTERCEPTIONS					O. FUMB			ST				MISC		SCORE			
			TK	S	A	SK	YDS	TFL	YDS	QBH	NO	YDS	LG	TD	PD	FF	FR	TD	YDS	TK	S	A	FF		FR	S	A
09/11	at Ravens	P	1	1	0	0.0	0.0	0	0	0	0	0	0	0	0	0	0	0	0	0	0	0	0	0	0	L	7-35
09/18	Seahawks	P	0	0	0	0.0	0.0	0	0	0	0	0	0	0	0	0	0	0	0	0	0	0	0	0	0	W	24-0
09/25	at Colts	P	0	0	0	0.0	0.0	0	0	0	0	0	0	0	0	0	0	0	0	0	0	0	0	0	0	W	23-20
10/02	at Texans	P	2	2	0	0.0	0.0	0	0	1	0	0	0	0	0	0	0	0	0	0	0	0	0	0	0	L	10-17
10/09	Titans	P	2	2	0	1.0	8.0	0	0	1	0	0	0	0	0	1	0	0	0	0	0	0	0	0	0	W	38-17
10/16	Jaguars	P	0	0	0	0.0	0.0	0	0	0	0	0	0	0	0	0	0	0	0	0	0	0	0	0	0	W	17-13
10/23	at Cardinals	P	0	0	0	0.0	0.0	0	0	0	0	0	0	0	0	0	0	0	0	0	0	0	0	0	0	W	32-20
10/30	Patriots	P	0	0	0	0.0	0.0	0	0	0	0	0	0	0	0	0	0	0	0	0	0	0	0	0	0	W	25-17
11/06	Ravens	P	0	0	0	0.0	0.0	0	0	0	0	0	0	0	0	0	0	0	0	0	0	0	0	0	0	L	20-23
11/13	at Bengals	P	0	0	0	0.0	0.0	0	0	0	0	0	0	0	0	0	0	0	0	0	0	0	0	0	0	W	24-17
11/27	at Chiefs	P	2	2	0	0.0	0.0	0	0	0	0	0	0	0	0	0	0	0	0	0	0	0	0	0	0	W	13-9
12/04	Bengals	P	1	0	1	0.0	0.0	0	0	0	0	0	0	0	0	0	0	0	0	0	0	0	0	0	0	W	35-7
12/08	Browns	P	0	0	0	0.0	0.0	0	0	1	0	0	0	0	0	0	0	0	0	0	0	0	0	0	0	W	14-3
12/19	at 49ers	P	0	0	0	0.0	0.0	0	0	0	0	0	0	0	1	0	0	0	0	0	0	0	0	0	0	L	3-20
12/24	Rams	P	3	3	0	0.0	0.0	0	0	0	0	0	0	0	0	0	0	0	0	0	0	0	0	0	0	W	27-0
01/01	at Browns	P	0	0	0	0.0	0.0	0	0	0	0	0	0	0	0	0	0	0	0	0	0	0	0	0	0	W	13-9
2011 TOTALS		16-0	11	10	1	1.0	8.0	0	0	3	0	0	0	0	1	1	0	0	0	0	0	0	0	0	0	12-4	

2023 GAME-BY-GAME POSTSEASON STATISTICS (STEELERS)

DATE	OPPONENT	P/S	TACKLES							INTERCEPTIONS					O. FUMB			ST				MISC		SCORE			
			TK	S	A	SK	YDS	TFL	YDS	QBH	NO	YDS	LG	TD	PD	FF	FR	TD	YDS	TK	S	A	FF		FR	S	A
01/15	at Bills	S	6	4	2	0.0	0.0	1	2	0	0	0	0	0	0	0	0	0	0	0	0	0	0	0	0	L	17-31
2023 TOTALS		1-1	6	4	2	0.0	0.0	1	2	0	0	0	0	0	0	0	0	0	0	0	0	0	0	0	0	0-1	



CONNOR ^{TE/FB} HEYWARD

HEIGHT: 6-0
WEIGHT: 230
COLLEGE: Michigan State
BORN: January 22, 1999

HOW ACQUIRED: D6 '22
NFL EXPERIENCE: 3rd year
BIRTHPLACE: Duluth, GA



PRO CAREER

- ✦ Has played in 34 regular-season games (seven starts) in his two-year career (Pittsburgh 2022-23)
- ✦ Has recorded 35 catches for 318 yards (9.1 avg.) and one TD
- ✦ Has rushed for 27 yards on three carries (9.0 avg.)
- ✦ Made NFL debut in Week 1 of 2022 (at Cincinnati)
- ✦ Made NFL starting debut in Week 7 of 2023 (at L.A. Rams)

2023 (STEELERS)

- ✦ Appeared in all 17 regular-season games (seven starts)
- ✦ Registered 23 receptions for 167 yards (7.3 avg.)
- ✦ Added two tackles (one solo) on special teams
- ✦ Caught a career-high five passes for 24 yards (4.8 avg.) in Week 8 vs. Jacksonville
- ✦ Hauled in three passes for 32 yards (10.7 avg.) in Week 10 vs. Green Bay

2022 (STEELERS)

- ✦ Appeared in all 17 regular-season games
- ✦ Registered 12 receptions for 151 yards and one touchdown and two rushes for 27 yards
- ✦ Added on nine tackles (three solo) on special teams
- ✦ Caught the first two passes of his career in Week 5 at Buffalo
- ✦ Hauled in a season-long 45-yard reception in the fourth quarter in Week 6 vs. Tampa Bay that set up a Chase Claypool touchdown two plays later
- ✦ Caught his first touchdown on a 17-yard pass in Week 13 at Atlanta, his hometown where his late father, Craig Heyward, used to play
- ✦ Sealed the victory with a 21-yard run with 25 seconds left in the fourth quarter in Week 16 vs. Las Vegas

TRANSACTIONS

- ✦ Signed a four-year contract with Pittsburgh on May 13, 2022
- ✦ Drafted in the sixth round (208th overall) of the 2022 NFL Draft

PERSONAL

- ✦ Versatile athlete played five different positions (quarterback, receiver, running back, safety, punter) and was a three-year starter on varsity for Coach Mark Fleetwood at Peachtree Ridge High School
- ✦ Ranked among the top players in Georgia by ESPN.com (No. 58) and 247Sports (No. 96)
- ✦ Listed one of the top all-purpose athletes in the nation by 247Sports (No. 64), Scout.com (No. 67) and ESPN.com (No. 91)
- ✦ Rated one of the top all-purpose athletes in Georgia (No. 11) and the South (No. 30) by Scout.com
- ✦ Named first-team All-Gwinnett County and was an honorable mention all-state choice
- ✦ Selected for the 2016 Gwinnett All-Star Game
- ✦ Team captain his senior year
- ✦ Recorded 47 receptions for 580 yards, including six TD catches, as a senior in 2016
- ✦ Ran for 250 yards on 57 carries and accounted for 10 rushing TDs
- ✦ On defense, started every game at safety and totaled 71 tackles, seven pass break-ups and three interceptions
- ✦ Recorded a 37.0-yard punting average
- ✦ Ended his varsity career with more than 125 receptions and 35 total TDs
- ✦ Four-year starter on the basketball team
- ✦ Son of Charlotte and the late Craig Heyward
- ✦ His late father, Craig, played college football at Pittsburgh before spending 11 years in the NFL with New Orleans (1988-1991), Chicago (1992), Atlanta (1994-95), St. Louis (1997) and Indianapolis (1998); he rushed for 4,301 career yards and was a Pro Bowl selection in 1995 with the Falcons.
- ✦ His oldest brother, Cameron, was a 2011 NFL first-round draft choice (No. 31 overall) out of Ohio State and is in his 13th season with the Steelers as a defensive end; he has earned Pro Bowl honors four straight years (2017-20) and All-Pro accolades twice (2017, 2019)
- ✦ Also has an older brother, Corey, who played basketball at Georgia Tech (2013-17)
- ✦ Graduated in May 2021 with a bachelor's degree in communication

COLLEGE

- ✦ Played in 49 career games with the Spartans from 2017-21, including 28 starts (eight in 2018, one in 2019, six in 2020, 13 in 2021; 15 at running back from 2018-20, 13 at tight end in 2021)
- ✦ Four-year letterwinner
- ✦ Accepted a Senior Bowl invitation
- ✦ Made the position switch from running back to tight end during preseason camp in 2021
- ✦ Finished his career with 2,265 all-purpose yards (825 rushing, 723 kick return, 711 receiving, 6 punt return)
- ✦ Scored 11 career TDs (six receiving, five rushing)
- ✦ Finished his career with 825 rushing yards on 211 carries with five TDs
- ✦ Recorded 96 career receptions for 711 yards and six TDs
- ✦ Returned 33 kickoffs in his career for 723 yards, ranking No. 16 on MSU career kick return yards list and tied for No. 18 on career kick return list (33)
- ✦ A finalist for the Paul Hornung Award as a sophomore in 2018

CONNOR HEYWARD'S NFL REGULAR SEASON RUSHING/RECEIVING STATISTICS

DATE	TEAM	GP	GS	RECEIVING					RUSHING				
				NO.	YDS.	AVG.	LG	TD	NO.	YDS.	AVG.	LG	TD
2022	Steelers	17	0	12	151	12.6	45	1	2	27	13.5	21	0
2023	Steelers	17	7	23	167	7.3	13	0	1	0	0.0	0	0
NFL TOTALS		34	7	35	318	9.1	45	1	3	27	9.0	21	0

CONNOR HEYWARD'S NFL POSTSEASON RUSHING/RECEIVING STATISTICS

DATE	TEAM	GP	GS	RECEIVING					RUSHING				
				NO.	YDS.	AVG.	LG	TD	NO.	YDS.	AVG.	LG	TD
2023	Steelers	1	0	1	5	5.0	5	0	0	0	0.0	0	0
NFL TOTALS		1	0	1	5	5.0	5	0	0	0	0.0	0	0

CONNOR HEYWARD'S NFL REGULAR SEASON RETURN STATISTICS

DATE	TEAM	KICKOFF RETURNS					PUNT RETURNS					
		RET.	YDS.	AVG.	LG	TD	NO.	FC	YDS.	AVG.	LG	TD
2022	Steelers	0	0	0.0	0	0	0	0	0	0.0	0	0
2023	Steelers	0	0	0.0	0	0	0	0	0	0.0	0	0
NFL TOTALS		0	0	0.0	0	0	0	0	0	0.0	0	0

CONNOR HEYWARD'S NFL POSTSEASON RETURN STATISTICS

DATE	TEAM	KICKOFF RETURNS					PUNT RETURNS					
		RET.	YDS.	AVG.	LG	TD	NO.	FC	YDS.	AVG.	LG	TD
2023	Steelers	0	0	0.0	0	0	0	0	0	0.0	0	0
NFL TOTALS		0	0	0.0	0	0	0	0	0	0.0	0	0

SINGLE-GAME HIGHS: RUSHING/RECEIVING

Rush Attempts	1 at Las Vegas Raiders, Sep 24, 2023 1 vs. Cleveland Browns, Jan 08, 2023 ...1 more at 1.	Longest Receptions	45 vs. Tampa Bay Buccaneers, Oct 16, 2022 27 vs. Cleveland Browns, Jan 08, 2023
Rushing Yards	21 vs. Las Vegas Raiders, Dec 24, 2022 6 vs. Cleveland Browns, Jan 08, 2023	Receiving TDs	1 at Atlanta Falcons, Dec 04, 2022
Longest Runs	21 vs. Las Vegas Raiders, Dec 24, 2022 6 vs. Cleveland Browns, Jan 08, 2023	All-Purpose Yards	51 vs. Cleveland Browns, Jan 08, 2023 49 vs. Tampa Bay Buccaneers, Oct 16, 2022
Receptions	5 vs. Jacksonville Jaguars, Oct 29, 2023 3 vs. Green Bay Packers, Nov 12, 2023 ...2 more at 3.	Special Teams Tackles	2 at Philadelphia Eagles, Oct 30, 2022 1 at Indianapolis Colts, Dec 16, 2023 ...8 more at 1.
Receiving Yards	49 vs. Tampa Bay Buccaneers, Oct 16, 2022 45 vs. Cleveland Browns, Jan 08, 2023	Most TDs	1 at Atlanta Falcons, Dec 04, 2022
Receiving Average	15.0 vs. Cleveland Browns, Jan 08, 2023 10.7 vs. Green Bay Packers, Nov 12, 2023	Miscellaneous Tackles	1 at Cincinnati Bengals, Nov 26, 2023

SINGLE-GAME HIGHS - POSTSEASON: RECEIVING

Receptions	1 at Buffalo Bills, Jan 15, 2024	Longest Receptions	5 at Buffalo Bills, Jan 15, 2024
Receiving Yards	5 at Buffalo Bills, Jan 15, 2024	All-Purpose Yards	5 at Buffalo Bills, Jan 15, 2024

2023 GAME-BY-GAME REGULAR-SEASON STATISTICS (STEELERS)

DATE	OPPONENT	P/S	RECEIVING					RUSHING					W/L	SCORE
			NO.	YDS.	AVG.	LG	TD	NO.	YDS.	AVG.	LG	TD		
09/10	49ers	P	2	19	9.5	11	0	0	0	0.0	0	0	L	7-30
09/18	Browns	P	0	0	0.0	0	0	0	0	0.0	0	0	W	26-22
09/24	at Raiders	P	0	0	0.0	0	0	1	0	0.0	0	0	W	23-18
10/01	at Texans	P	0	0	0.0	0	0	0	0	0.0	0	0	L	6-30
10/08	Ravens	P	3	23	7.7	12	0	0	0	0.0	0	0	W	17-10
10/22	at Rams	S	2	23	11.5	12	0	0	0	0.0	0	0	W	24-17
10/29	Jaguars	S	5	24	4.8	9	0	0	0	0.0	0	0	L	10-20
11/02	Titans	S	2	16	8.0	11	0	0	0	0.0	0	0	W	20-16
11/12	Packers	P	3	32	10.7	13	0	0	0	0.0	0	0	W	23-19
11/19	at Browns	P	0	0	0.0	0	0	0	0	0.0	0	0	L	10-13
11/26	at Bengals	P	2	11	5.5	10	0	0	0	0.0	0	0	W	16-10
12/03	Cardinals	P	0	0	0.0	0	0	0	0	0.0	0	0	L	10-24
12/07	Patriots	P	2	15	7.5	10	0	0	0	0.0	0	0	L	18-21
12/16	at Colts	S	0	0	0.0	0	0	0	0	0.0	0	0	L	13-30
12/23	Bengals	S	0	0	0.0	0	0	0	0	0.0	0	0	W	34-11
12/31	at Seahawks	S	0	0	0.0	0	0	0	0	0.0	0	0	W	30-23
01/06	at Ravens	S	2	4	2.0	2	0	0	0	0.0	0	0	W	17-10
2023 TOTALS		17-7	23	167	7.3	13	0	1	0	0.0	0	0	10-7	

2022 GAME-BY-GAME REGULAR-SEASON STATISTICS (STEELERS)

DATE	OPPONENT	P/S	RECEIVING					RUSHING					W/L	SCORE
			NO.	YDS.	AVG.	LG	TD	NO.	YDS.	AVG.	LG	TD		
09/11	at Bengals	P	0	0	0.0	0	0	0	0.0	0	0	W	23-20+	
09/18	Patriots	P	0	0	0.0	0	0	0	0.0	0	0	L	14-17	
09/22	at Browns	P	0	0	0.0	0	0	0	0.0	0	0	L	17-29	
10/02	Jets	P	0	0	0.0	0	0	0	0.0	0	0	L	20-24	
10/09	at Bills	P	2	12	6.0	7	0	0	0.0	0	0	L	3-38	
10/16	Buccaneers	P	2	49	24.5	45	0	0	0.0	0	0	W	20-18	
10/23	at Dolphins	P	1	6	6.0	6	0	0	0.0	0	0	L	10-16	
10/30	at Eagles	P	0	0	0.0	0	0	0	0.0	0	0	L	13-35	
11/13	Saints	P	2	9	4.5	8	0	0	0.0	0	0	W	20-10	
11/20	Bengals	P	0	0	0.0	0	0	0	0.0	0	0	L	30-37	
11/28	at Colts	P	0	0	0.0	0	0	0	0.0	0	0	W	24-17	
12/04	at Falcons	P	1	17	17.0	17t	1	0	0.0	0	0	W	19-16	
12/11	Ravens	P	1	13	13.0	13	0	0	0.0	0	0	L	14-16	
12/18	at Panthers	P	0	0	0.0	0	0	0	0.0	0	0	W	24-16	
12/24	Raiders	P	0	0	0.0	0	0	1	21	21.0	21	W	13-10	
01/01	at Ravens	P	0	0	0.0	0	0	0	0.0	0	0	W	16-13	
01/08	Browns	P	3	45	15.0	27	0	1	6	6.0	6	W	28-14	
2022 TOTALS		17-0	12	151	12.6	45	1	2	27	13.5	21	0	9-8	

+ - Overtime

2023 GAME-BY-GAME POSTSEASON STATISTICS (STEELERS)

DATE	OPPONENT	P/S	RECEIVING					RUSHING					W/L	SCORE
			NO.	YDS.	AVG.	LG	TD	NO.	YDS.	AVG.	LG	TD		
01/15	at Bills	P	1	5	5.0	5	0	0	0	0.0	0	0	L	17-31
2023 TOTALS		1-0	1	5	5.0	5	0	0	0	0.0	0	0	0-1	



ALEX^{LB} HIGHSMITH

HEIGHT: 6-4
WEIGHT: 242
COLLEGE: Charlotte
BORN: August 7, 1997

HOW ACQUIRED: 03 '20
NFL EXPERIENCE: 5th year
BIRTHPLACE: Wilmington, NC

56



PRO CAREER

- ✦ Has played in 66 games (55 starts) in his four-year NFL career (Pittsburgh 2020-23)
- ✦ Has registered 236 tackles (144 solo), 40 tackles for loss, 29.5 sacks, 59 quarterback hits, three interceptions, five passes defended, eight forced fumbles and one interception return for TD
- ✦ Has recorded six tackles (four solo) on special teams
- ✦ His interception return for TD in Week 2 of 2023 vs. Cleveland came nine seconds into the game, which was the fastest TD to open a game for the Steelers since the 1970 AFL-NFL merger
- ✦ First Steelers player to record an interception on the first play from scrimmage in a game since William Gay in 2014
- ✦ In Pittsburgh's victory over Cleveland in Week 2 of 2023, Highsmith and T.J. Watt both recorded a sack and defensive TD – becoming the first pair of teammates to each post a sack and TD in the same game since 1982, when the sack became an official statistic
- ✦ Since 2020, only one team has had three players with at least 26.5 sacks, 59 quarterback hits and 40 tackles for loss (Pittsburgh's T.J. Watt, Cameron Heyward and Alex Highsmith)
- ✦ Only player in the NFL in 2023 with at least 7.0 sacks and two interceptions
- ✦ One of just three players in the League with at least 7.0 sacks and two interceptions in a season since entering the NFL in 2020
- ✦ His 21.5 sacks are the 12th-most in the NFL since the start of the 2022 season
- ✦ His seven forced fumbles are tied for the second-most in the NFL since the start of the 2022 season
- ✦ His six strip sacks are tied for the second-most in the NFL since the start of the 2022 season
- ✦ Has recorded 24.5 sacks in his last 37 games, dating back to Week 16 of the 2021 season, which is the 12th-most in the NFL over the span
- ✦ Has recorded seven strip sacks in his last 37 games, dating back to Week 16 of the 2021 season, which is the second-most in the NFL over the span
- ✦ Has registered eight forced fumbles in his last 37 games, dating back to Week 16 of the 2021 season, which is the second-most in the NFL over the span
- ✦ Has recorded seven multi-sack games in his career
- ✦ Made NFL debut in Week 1 of 2020 (at N.Y. Giants)
- ✦ Made NFL starting debut in Week 13 of 2020 (vs. Washington)

2023 (STEELERS)

- ✦ Played in all 17 regular-season games (17 starts)
- ✦ Registered 57 tackles (34 solo), 18 quarterback hits, eight tackles for loss, two forced fumbles, 7.0 sacks, three passes defended, two interceptions and one interception return for TD
- ✦ His interception return for TD in Week 2 of 2023 vs. Cleveland came nine seconds into the game, which was the fastest TD to open a game for the Steelers since the 1970 AFL-NFL merger
- ✦ First Steelers player to record an interception on the first play from scrimmage in a game since William Gay in 2014
- ✦ In Pittsburgh's victory over Cleveland in Week 2 of 2023, Highsmith and T.J. Watt both recorded a sack and defensive TD – becoming the first pair of teammates to each post a sack and TD in the same game since 1982, when the sack became an official statistic
- ✦ Only player in the NFL in 2023 with at least 7.0 sacks and two interceptions
- ✦ Recorded one tackle (one solo), one quarterback hit, one tackle for loss, one interception and 1.0 sack in Week 16 vs. Cincinnati
- ✦ Registered two games with at least 1.0 sack, one tackle for loss, one quarterback hit and one interception (Week 2 vs. Cleveland and Week 16 vs. Cincinnati)
- ✦ Recorded four tackles (two solo), 2.0 sacks, two tackles for loss and a career-high five QB hits in Week 9 vs. Tennessee
- ✦ His five QB hits were tied for the most in a game in the NFL in 2023
- ✦ His five QB hits are tied for the sixth-most in a game by a Steelers player since 2001
- ✦ One of five players to register 2.0 sacks, two tackles for loss and five QB hits in the same game
- ✦ Registered two tackles (two solo), 1.0 sack, one forced fumble and one strip sack in Week 5 vs. Baltimore
- ✦ Recorded seven tackles (five solo), 1.0 sack, one strip sack, one forced fumble, two quarterback hits, one tackle for loss, one interception and one pass defended in Week 2 vs. Cleveland
- ✦ Picked off Deshaun Watson on the Browns' first offensive play of the game and returned 30 yards for a TD, which marked the first interception return for TD since Week 1 of 2022 (Minkah Fitzpatrick at Cincinnati) and first interception return for TD by a linebacker since Week 8 of 2020 (Robert Spillane at Baltimore)
- ✦ Marked the first interception return for TD at home since Week 12 of 2020 (Joe Haden vs. Baltimore) and first interception return for TD at home by a linebacker since Week 14 of 2010 (LaMarr Woodley vs. Cincinnati)

2022 (STEELERS)

- ✦ Played in 17 regular-season games (17 starts)
- ✦ Registered 63 tackles (38 solo), 20 quarterback hits, 12 tackles for loss, five forced fumbles, 14.5 sacks and one pass defended
- ✦ Ranked first on the team in sacks and forced fumbles
- ✦ Ranked second on the team in tackles for loss and quarterback hits
- ✦ His 14.5 sacks were tied for sixth-most in the NFL, fourth-most in the AFC and fifth-most in single-season franchise history
- ✦ His five forced fumbles were tied for first in the League
- ✦ His four strip sacks were tied for second-most in the League
- ✦ Registered career highs in sacks (3.0) and quarterback hits (four) in Week 1 at Cincinnati
- ✦ Added on nine tackles (six solo), two tackles for loss and a forced fumble that was recovered by DT Cameron Heyward in Week 1 at Cincinnati
- ✦ Recorded the fifth multi-sack game of his career with 1.5 in Week 3 at Cleveland, along with eight tackles (six solo), two quarterback hits and two tackles for loss
- ✦ Strip sacked QB Tom Brady in a Week 6 victory vs. Tampa Bay
- ✦ Was named the AFC Defensive Player of the Week for his performance in Week 10 vs. New Orleans where he registered five tackles (three solo), 2.0 sacks, one tackle for loss, one quarterback hit and one forced fumble
- ✦ Notched his fourth strip sack of the season in Week 12 at Indianapolis
- ✦ Took down QB Deshaun Watson for 2.5 sacks in the season finale vs. Cleveland along with eight tackles (six solo), two tackles for loss and three quarterback hits

2021 (STEELERS)

- ✦ Played in 16 regular-season games (16 starts)
- ✦ Registered career highs in tackles (74 total, 46 solo) and tackles for loss (15)
- ✦ Added on 15 quarterback hits, 6.0 sacks and one forced fumble
- ✦ Inactive due to a groin injury in Week 3 vs Cincinnati
- ✦ Registered the first multi-sack game of his career with 1.5 takedowns of QB Geno Smith in Week 6 vs Seattle and repeated the feat in Week 11 at the Los Angeles Chargers
- ✦ Recorded the first game of his career with double-digit tackles (11) in Week 10 vs Detroit
- ✦ Left the Week 14 game at Minnesota with a hamstring injury and did not return
- ✦ Notched the first strip sack of his career on QB Patrick Mahomes in Week 16 at Kansas City
- ✦ Recorded a career-high 2.0 sacks in Week 17 vs Cleveland

2020 (STEELERS)

- ✦ Played in 16 games (five starts)
- ✦ Registered 42 tackles, 26 solo stops, five tackles for loss, 2.0 sacks, six quarterback hits, one interception and one pass defended
- ✦ Recorded six tackles (four solo) on special teams
- ✦ Reached a career high in special-teams tackles with three in Week 6 vs. Cleveland
- ✦ Recorded the first sack of his career in Week 9 at Dallas
- ✦ Entered the starting lineup in Week 13 vs. Washington
- ✦ Intercepted his first career pass in Week 8 at Baltimore

TRANSACTIONS

- ✦ Signed a four-year contract with Pittsburgh on July 19, 2023
- ✦ Signed a four-year contract with the Steelers on July 21, 2020
- ✦ Drafted by Pittsburgh in the third round (102nd overall) of the 2020 NFL Draft

PERSONAL

- ✦ Attended Eugene Ashley High School (Wilmington, North Carolina)
- ✦ Parents are Sam and Pam Highsmith
- ✦ Has a sister, Lauryn
- ✦ A/B Honor Roll throughout high school
- ✦ National Honor Society
- ✦ Also played basketball and baseball

COMMUNITY

- ✦ Foundation supports development in physical and family involvement, athletic participation, academic support, social/emotional support, and family involvement
- ✦ Has hosted youth football camps during the past three off-season
- ✦ Donated backpacks and school supplies to Clairton Elementary school last season
- ✦ Serves on the Steelers Social Justice Committee and led one of the Social Justice Film Series nights

COLLEGE

- ✦ Four-year letterwinner at Charlotte (2015-19)
- ✦ Owns school records for sacks in a game (4.5), season (14.0) and career (20.0) and tackles for loss in a game (5.0) and season (21.5)
- ✦ Ranks second in school history with 46.0 tackles for loss and fifth with 185 career tackles
- ✦ 2020 NFL Combine participant
- ✦ Named to the 2020 NFL All-Combine Team as an edge rusher
- ✦ 2020 East-West Shrine Bowl
- ✦ 2019 Third Team All-American by both AP and Pro Football Focus
- ✦ First 49er to earn All-American honors
- ✦ 2020 East-West Shrine Bowl
- ✦ 2018 and 2019 First Team All-Conference USA (coaches)
- ✦ First 49er to be named first-team All-C-USA twice
- ✦ 2019 First Team All-C-USA by PFF and Phil Steele
- ✦ Ranked fourth in the nation in sacks (14.0) and fifth in tackles for loss (21.5) in 2019
- ✦ Named to PFF's 2019 All-Draft Stock Team for those players whose draft stock rose the most this season
- ✦ Starting DE in 49ers' first-ever bowl game (2019 Bahamas Bowl)
- ✦ 2019 Team Captain
- ✦ 2019 Chuck Bednarik Award (Defensive Player of the Year) Watch List
- ✦ 2019 Burlsworth Trophy Semifinalist
- ✦ 2018 first-team all-C-USA by PFF and second team by Phil Steele
- ✦ Joined the 49ers for the 2015 season as a walk-on
- ✦ Earned scholarship during the summer of 2017
- ✦ Graduated with a degree in exercise science

ALEX HIGHSMITH'S NFL REGULAR SEASON DEFENSIVE STATISTICS

DATE	TEAM	GP	GS	TACKLES					INTERCEPTIONS					O. FUMB				ST			MISC						
				TK	S	A	TFL	YDS	SK	YDS	QBH	NO	YDS	LG	TD	PD	FF	FR	TD	YDS	TK	S	A	FF	FR	S	A
2020	Steelers	16	5	42	26	16	5	22	2.0	16.0	6	1	2	2	0	1	0	0	0	0	6	4	2	0	0	0	0
2021	Steelers	16	16	74	46	28	15	54	6.0	35.5	15	0	0	0	0	1	0	0	0	0	0	0	0	0	0	0	0
2022	Steelers	17	17	63	38	25	12	91	14.5	118.0	20	0	0	0	0	1	5	0	0	0	0	0	0	0	0	0	0
2023	Steelers	17	17	57	34	23	8	33	7.0	44.5	18	2	30	30t	1	3	2	0	0	0	0	0	0	0	0	0	0
NFL TOTALS		66	55	236	144	92	40	200	29.5	214.0	59	3	32	30T	1	5	8	0	0	0	6	4	2	0	0	0	0

ALEX HIGHSMITH'S NFL POSTSEASON DEFENSIVE STATISTICS

DATE	TEAM	GP	GS	TACKLES								INTERCEPTIONS				O. FUMB				ST				MISC		
				TK	S	A	TFL	YDS	SK	YDS	QBH	NO	YDS	LG	TD	PD	FF	FR	TD	YDS	TK	S	A	FF	FR	S
2020	Steelers	1	1	2	1	1	0	0	0.0	0.0	0	0	0	0	0	0	0	0	0	0	0	0	0	0	0	0
2021	Steelers	1	1	3	2	1	1	10	1.0	10.0	1	0	0	0	0	0	0	0	0	0	0	0	0	0	0	0
2023	Steelers	1	1	3	2	1	1	7	1.0	7.0	1	0	0	0	0	0	0	0	0	0	0	0	0	0	0	0
NFL TOTALS		3	3	8	5	3	2	17	2.0	17.0	2	0	0	0	0	0	0	0	0	0	0	0	0	0	0	0

SINGLE-GAME HIGHS: DEFENSIVE

Total Tackles	11 vs. Detroit Lions, Nov 14, 2021 9 at Cincinnati Bengals, Sep 11, 2022 ...1 more at 9.	Tackles For Loss	3 vs. Cleveland Browns, Jan 03, 2022 2 vs. Arizona Cardinals, Dec 03, 2023 ...8 more at 2.
Solo Tackles	8 vs. Detroit Lions, Nov 14, 2021 7 vs. Cleveland Browns, Jan 03, 2022 3.0 at Cincinnati Bengals, Sep 11, 2022	Interceptions	1 vs. Cincinnati Bengals, Dec 23, 2023 1 vs. Cleveland Browns, Sep 18, 2023 ...1 more at 1.
Sacks	2.5 vs. Cleveland Browns, Jan 08, 2023	Interception Return Yards	2 at Baltimore Ravens, Nov 01, 2020
Passes Defensed	1 vs. Cincinnati Bengals, Dec 23, 2023 1 vs. Green Bay Packers, Nov 12, 2023 ...3 more at 1.	Special Teams Tackles	3 vs. Cleveland Browns, Oct 18, 2020 1 vs. Indianapolis Colts, Dec 27, 2020 ...2 more at 1.
Forced Fumbles	1 vs. Baltimore Ravens, Oct 08, 2023 1 vs. Cleveland Browns, Sep 18, 2023 ...6 more at 1.		

SINGLE-GAME HIGHS - POSTSEASON: DEFENSIVE

Total Tackles	3 at Buffalo Bills, Jan 15, 2024 3 at Kansas City Chiefs, Jan 16, 2022 2 vs. Cleveland Browns, Jan 10, 2021	Sacks	1.0 at Buffalo Bills, Jan 15, 2024 1.0 at Kansas City Chiefs, Jan 16, 2022
Solo Tackles	2 at Buffalo Bills, Jan 15, 2024 2 at Kansas City Chiefs, Jan 16, 2022 1 vs. Cleveland Browns, Jan 10, 2021	Tackles For Loss	1 at Buffalo Bills, Jan 15, 2024 1 at Kansas City Chiefs, Jan 16, 2022

2023 GAME-BY-GAME REGULAR-SEASON STATISTICS (STEELERS)

DATE	OPPONENT	P/S	TACKLES								INTERCEPTIONS				O. FUMB				ST				MISC		SCORE		
			TK	S	A	SK	YDS	TFL	YDS	QBH	NO	YDS	LG	TD	PD	FF	FR	TD	YDS	TK	S	A	FF	FR		S	A
09/10	49ers	S	7	4	3	0.0	0.0	1	1	0	0	0	0	0	0	0	0	0	0	0	0	0	0	0	0	L	7-30
09/18	Browns	S	7	5	2	1.0	4.0	1	0	2	1	30	30	1	1	0	0	0	0	0	0	0	0	0	0	W	26-22
09/24	at Raiders	S	0	0	0	0.0	0.0	0	0	2	0	0	0	0	0	0	0	0	0	0	0	0	0	0	0	W	23-18
10/01	at Texans	S	3	0	3	0.0	0.0	0	0	3	0	0	0	0	0	0	0	0	0	0	0	0	0	0	0	L	6-30
10/08	Ravens	S	2	1	1	1.0	8.0	0	0	0	0	0	0	0	0	1	0	0	0	0	0	0	0	0	0	W	17-10
10/22	at Rams	S	2	2	0	0.0	0.0	0	0	0	0	0	0	0	0	0	0	0	0	0	0	0	0	0	0	W	24-17
10/29	Jaguars	S	4	3	1	0.5	3.5	1	4	1	0	0	0	0	0	0	0	0	0	0	0	0	0	0	0	L	10-20
11/02	Titans	S	4	2	2	2.0	12.0	2	12	5	0	0	0	0	0	0	0	0	0	0	0	0	0	0	0	W	20-16
11/12	Packers	S	3	1	2	0.0	0.0	0	0	1	0	0	0	0	1	0	0	0	0	0	0	0	0	0	0	W	23-19
11/19	at Browns	S	6	2	4	0.0	0.0	0	0	0	0	0	0	0	0	0	0	0	0	0	0	0	0	0	0	L	10-13
11/26	at Bengals	S	1	0	1	0.0	0.0	0	0	0	0	0	0	0	0	0	0	0	0	0	0	0	0	0	0	W	16-10
12/03	Cardinals	S	8	5	3	1.5	10.0	2	9	2	0	0	0	0	0	0	0	0	0	0	0	0	0	0	0	L	10-24
12/07	Patriots	S	2	2	0	0.0	0.0	0	0	0	0	0	0	0	0	0	0	0	0	0	0	0	0	0	0	L	18-21
12/16	at Colts	S	4	4	0	0.0	0.0	0	0	0	0	0	0	0	0	0	0	0	0	0	0	0	0	0	0	L	13-30
12/23	Bengals	S	1	1	0	1.0	7.0	1	7	1	1	0	0	0	1	0	0	0	0	0	0	0	0	0	0	W	34-11
12/31	at Seahawks	S	0	0	0	0.0	0.0	0	0	1	0	0	0	0	0	0	0	0	0	0	0	0	0	0	0	W	30-23
01/06	at Ravens	S	3	2	1	0.0	0.0	0	0	0	0	0	0	0	0	0	0	0	0	0	0	0	0	0	0	W	17-10
2023 TOTALS		17-17	57	34	23	7.0	44.5	8	33	18	2	0	30	30	1	3	2	0	0	0	0	0	0	0	0	0	10-7

2022 GAME-BY-GAME REGULAR-SEASON STATISTICS (STEELERS)

DATE	OPPONENT	P/S	TACKLES								INTERCEPTIONS				O. FUMB				ST				MISC		SCORE		
			TK	S	A	SK	YDS	TFL	YDS	QBH	NO	YDS	LG	TD	PD	FF	FR	TD	YDS	TK	S	A	FF	FR		S	A
09/11	at Bengals	S	9	6	3	3.0	23.0	2	14	4	0	0	0	0	0	1	0	0	0	0	0	0	0	0	0	W	23-20+
09/18	Patriots	S	3	2	1	0.0	0.0	0	0	1	0	0	0	0	0	0	0	0	0	0	0	0	0	0	0	L	14-17
09/22	at Browns	S	8	6	2	1.5	11.0	2	12	2	0	0	0	0	0	0	0	0	0	0	0	0	0	0	0	L	17-29
10/02	Jets	S	4	1	3	1.0	4.0	1	4	1	0	0	0	0	0	0	0	0	0	0	0	0	0	0	0	L	20-24
10/09	at Bills	S	1	1	0	0.0	0.0	1	4	0	0	0	0	0	0	0	0	0	0	0	0	0	0	0	0	L	3-38
10/16	Buccaneers	S	1	1	0	1.0	9.0	0	0	1	0	0	0	0	1	1	0	0	0	0	0	0	0	0	0	W	20-18
10/23	at Dolphins	S	1	0	1	0.0	0.0	0	0	0	0	0	0	0	0	0	0	0	0	0	0	0	0	0	0	L	10-16
10/30	at Eagles	S	4	2	2	0.0	0.0	1	10	0	0	0	0	0	0	0	0	0	0	0	0	0	0	0	0	L	13-35
11/13	Saints	S	5	3	2	2.0	17.0	1	8	1	0	0	0	0	0	1	0	0	0	0	0	0	0	0	0	W	20-10
11/20	Bengals	S	1	0	1	0.5	3.0	0	0	3	0	0	0	0	0	0	0	0	0	0	0	0	0	0	0	L	30-37
11/28	at Colts	S	6	4	2	1.0	7.0	0	0	2	0	0	0	0	0	1	0	0	0	0	0	0	0	0	0	W	24-17
12/04	at Falcons	S	1	1	0	0.0	0.0	0	0	0	0	0	0	0	0	0	0	0	0	0	0	0	0	0	0	W	19-16
12/11	Ravens	S	3	1	2	0.0	0.0	0	0	0	0	0	0	0	0	0	0	0	0	0	0	0	0	0	0	L	14-16
12/18	at Panthers	S	4	3	1	1.0	8.0	1	8	1	0	0	0	0	0	1	0	0	0	0	0	0	0	0	0	W	24-16
12/24	Raiders	S	1	1	0	1.0	13.0	1	13	1	0	0	0	0	0	0	0	0	0	0	0	0	0	0	0	W	13-10
01/01	at Ravens	S	3	0	3	0.0	0.0	0	0	0	0	0	0	0	0	0	0	0	0	0	0	0	0	0	0	W	16-13
01/08	Browns	S	8	6	2	2.5	23.0	2	18	3	0	0	0	0	0	0	0	0	0	0	0	0	0	0	0	W	28-14
2022 TOTALS		17-17	63	38	25	14.5	118.0	12	91	20	0	0	0	0	1	5	0	0	0	0	0	0	0	0	0	0	9-8

+ - Overtime

2021 GAME-BY-GAME REGULAR-SEASON STATISTICS (STEELERS)

DATE	OPPONENT	P/S	TACKLES							INTERCEPTIONS				O. FUMB			ST				MISC		W/L	SCORE																							
			TK	S	A	SK	YDS	TFL	YDS	QBH	NO	YDS	LG	TD	PD	FF	FR	TD	YDS	TK	S	A			FF	FR	S	A																			
09/12	at Bills	S	4	3	1	0.0	0.0	0	0	0	0	0	0	0	0	0	0	0	0	0	0	0	0	0	0	0	W	23-16																			
09/19	Raiders	S	4	3	1	0.0	0.0	1	4	0	0	0	0	0	0	0	0	0	0	0	0	0	0	0	0	L	17-26																				
09/26	Bengals		ON INACTIVE LIST																																												
10/03	at Packers	S	5	2	3	0.0	0.0	0	0	0	0	0	0	0	0	0	0	0	0	0	0	0	0	0	0	0	L	17-27																			
10/10	Broncos	S	1	1	0	0.0	0.0	0	0	0	0	0	0	0	0	0	0	0	0	0	0	0	0	0	0	0	W	27-19																			
10/17	Seahawks	S	7	2	5	1.5	15.5	2	9	4	0	0	0	0	0	0	0	0	0	0	0	0	0	0	0	0	W	23-20+																			
10/31	at Browns	S	4	1	3	0.0	0.0	1	1	0	0	0	0	0	0	0	0	0	0	0	0	0	0	0	0	0	W	15-10																			
11/08	Bears	S	3	0	3	0.0	0.0	0	0	2	0	0	0	0	0	0	0	0	0	0	0	0	0	0	0	0	W	29-27																			
11/14	Lions	S	11	8	3	0.0	0.0	2	9	1	0	0	0	0	0	0	0	0	0	0	0	0	0	0	0	0	T	16-16																			
11/21	at Chargers	S	6	3	3	1.5	6.0	1	4	3	0	0	0	0	0	0	0	0	0	0	0	0	0	0	0	0	L	37-41																			
11/28	at Bengals	S	5	3	2	0.0	0.0	2	8	0	0	0	0	0	0	0	0	0	0	0	0	0	0	0	0	0	L	10-41																			
12/05	Ravens	S	3	3	0	0.0	0.0	2	3	0	0	0	0	0	0	0	0	0	0	0	0	0	0	0	0	0	W	20-19																			
12/09	at Vikings	S	1	1	0	0.0	0.0	1	0	0	0	0	0	0	0	0	0	0	0	0	0	0	0	0	0	0	L	28-36																			
12/19	Titans	S	4	4	0	0.0	0.0	0	0	1	0	0	0	0	0	0	0	0	0	0	0	0	0	0	0	0	W	19-13																			
12/26	at Chiefs	S	5	2	3	1.0	0.0	0	0	1	0	0	0	0	1	0	0	0	0	0	0	0	0	0	0	0	L	10-36																			
01/03	Browns	S	7	7	0	2.0	14.0	3	16	2	0	0	0	0	0	0	0	0	0	0	0	0	0	0	0	0	W	26-14																			
01/09	at Ravens	S	4	3	1	0.0	0.0	0	0	1	0	0	0	0	0	0	0	0	0	0	0	0	0	0	0	0	W	16-13+																			
2021 TOTALS		16-16	74	46	28	6.0	35.5	15	54	15	0	0	0	0	1	0	0	0	0	0	0	0	0	0	0	0	9-7-1																				


+ - Overtime

2020 GAME-BY-GAME REGULAR-SEASON STATISTICS (STEELERS)

DATE	OPPONENT	P/S	TACKLES							INTERCEPTIONS				O. FUMB			ST				MISC		W/L	SCORE					
			TK	S	A	SK	YDS	TFL	YDS	QBH	NO	YDS	LG	TD	PD	FF	FR	TD	YDS	TK	S	A			FF	FR	S	A	
09/14	at Giants	P	1	1	0	0.0	0.0	0	0	0	0	0	0	0	0	0	0	0	0	0	0	0	0	0	0	0	0	W	26-16
09/20	Broncos	P	0	0	0	0.0	0.0	0	0	0	0	0	0	0	0	0	0	0	0	0	0	0	0	0	0	0	W	26-21	
09/27	Texans	P	1	1	0	0.0	0.0	1	1	0	0	0	0	0	0	0	0	0	0	0	0	0	0	0	0	0	W	28-21	
10/11	Eagles	P	1	1	0	0.0	0.0	0	0	0	0	0	0	0	0	0	0	0	0	0	0	0	0	0	0	0	W	38-29	
10/18	Browns	P	0	0	0	0.0	0.0	0	0	0	0	0	0	0	0	0	0	0	3	2	1	0	0	0	0	0	W	38-7	
10/25	at Titans	P	4	3	1	0.0	0.0	0	0	0	0	0	0	0	0	0	0	0	0	0	0	0	0	0	0	0	W	27-24	
11/01	at Ravens	P	2	0	2	0.0	0.0	0	0	0	1	2	2	0	1	0	0	0	0	0	0	0	0	0	0	0	W	28-24	
11/08	at Cowboys	P	2	2	0	1.0	6.0	1	6	1	0	0	0	0	0	0	0	0	0	1	1	0	0	0	0	0	W	24-19	
11/15	Bengals	P	1	1	0	0.0	0.0	1	1	0	0	0	0	0	0	0	0	0	0	0	0	0	0	0	0	0	W	36-10	
11/22	at Jaguars	P	2	2	0	0.0	0.0	0	0	0	0	0	0	0	0	0	0	0	0	0	0	0	0	0	0	0	W	27-3	
12/02	Ravens	P	1	0	1	0.0	0.0	0	0	0	0	0	0	0	0	0	0	0	1	0	1	0	0	0	0	0	W	19-14	
12/07	Football Team	S	5	2	3	0.0	0.0	0	0	0	0	0	0	0	0	0	0	0	0	0	0	0	0	0	0	0	L	17-23	
12/13	at Bills	S	1	1	0	0.0	0.0	1	4	1	0	0	0	0	0	0	0	0	0	0	0	0	0	0	0	0	L	15-26	
12/21	at Bengals	S	5	3	2	0.0	0.0	0	0	1	0	0	0	0	0	0	0	0	0	0	0	0	0	0	0	0	L	17-27	
12/27	Colts	S	7	3	4	0.0	0.0	0	0	2	0	0	0	0	0	0	0	0	1	1	0	0	0	0	0	0	W	28-24	
01/03	at Browns	S	9	6	3	1.0	10.0	1	10	1	0	0	0	0	0	0	0	0	0	0	0	0	0	0	0	0	L	22-24	
2020 TOTALS		16-5	42	26	16	2.0	16.0	5	22	6	1	2	2	0	1	0	0	0	6	4	2	0	0	0	0	0	12-4		

2023 GAME-BY-GAME POSTSEASON STATISTICS (STEELERS)

DATE	OPPONENT	P/S	TACKLES							INTERCEPTIONS				O. FUMB			ST				MISC		W/L	SCORE				
			TK	S	A	SK	YDS	TFL	YDS	QBH	NO	YDS	LG	TD	PD	FF	FR	TD	YDS	TK	S	A			FF	FR	S	A
01/15	at Bills	S	3	2	1	1.0	7.0	1	7	1	0	0	0	0	0	0	0	0	0	0	0	0	0	0	0	0	L	17-31
2023 TOTALS		1-1	3	2	1	1.0	7.0	1	7	1	0	0	0	0	0	0	0	0	0	0	0	0	0	0	0	0	0-1	



COLE^{LB} HOLCOMB

HEIGHT: 6-1
WEIGHT: 240
COLLEGE: North Carolina
BORN: July 30, 1996

HOW ACQUIRED: FA '23
NFL EXPERIENCE: 6th year
BIRTHPLACE: New Smyrna Beach, FL



PRO CAREER

- ✦ Has played in 58 career regular-season games (56 starts) over his five-year NFL career (Washington, 2019-22; Pittsburgh 2023)
- ✦ Has registered 436 tackles (264 solo), 19 tackles for loss, 12 passes defended, 4.5 sacks, seven forced fumbles, 11 quarterback hits, three interceptions and one interception returned for a touchdown
- ✦ Has recorded double-digit tackles in 16 games
- ✦ Made NFL debut in Week 1 of 2019 (at Philadelphia)
- ✦ Made NFL starting debut in Week 1 of 2019 (at Philadelphia)

2023 (STEELERS)

- ✦ Played in and started the first eight games of the season before missing the remainder due to injury
- ✦ Registered 54 tackles (31 solo), four tackles for loss, two quarterback hits, two forced fumbles, two passes defended and one fumble recovery
- ✦ Recorded 10 tackles (six solo) and recovered one fumble in Week 8 vs. Jacksonville
- ✦ Suffered a season-ending injury in Week 9 vs. Tennessee

2022 (COMMANDERS)

- ✦ Played in and started the first seven games of the season before missing the remainder due to injury
- ✦ Registered 69 tackles (37 solo), one tackle for loss, one quarterback hit and one pass defended
- ✦ Recorded 16 tackles (11 solo) in Week 5 vs. Tennessee, a single-game career high
- ✦ His 16 tackles in Week 5 were the most in a single game by any Washington player since 2017 (Mason Foster, 17) and third-most in the previous 10 seasons
- ✦ Served as a team captain

2021 (COMMANDERS)

- ✦ Played in and started 16 regular-season games
- ✦ Set career highs in total tackles (142), solo tackles (83), interceptions (2), passes defended (seven) and fumble recoveries (one)
- ✦ Led the team in tackles and ranked second in forced fumbles and interceptions
- ✦ Became one of six linebackers in franchise history to have at least two interceptions and seven passes defended in a single season and first since 2012
- ✦ Recorded double-digit tackles in eight of 16 games played
- ✦ Forced a fumble in Week 4 at Atlanta and Week 6 vs. Kansas City
- ✦ Became the first Washington inside linebacker to record an interception returned for a touchdown since 2007 in Week 14 vs. Dallas

2020 (COMMANDERS)

- ✦ Appeared in 11 regular-season games (10 starts)
- ✦ Recorded 70 tackles (43 solo), six tackle for loss, four quarterback hits, 2.5 sacks, one interception and one pass defended
- ✦ Caught his first career interception in Week 7 vs. Dallas

2019 (COMMANDERS)

- ✦ Played in all 16 regular-season games (15 starts) as a rookie
- ✦ Recorded 101 tackles (third-best on the team), 70 solo tackles (second-best on the team), six tackles for loss, two quarterback hits, 1.0 sack and one pass defended
- ✦ Forced a career-high three fumbles, which ranked second-most among rookies

TRANSACTIONS

- ✦ Signed a three-year contract with Pittsburgh on Mar. 15, 2023
- ✦ Signed a four-year contract with Washington on May 9, 2019
- ✦ Drafted by Washington in the fifth round (173rd overall) of the 2019 NFL Draft

PERSONAL

- ✦ Attended New Smyrna Beach High School (FL)
- ✦ Three-year letterwinner who saw playing time at safety, linebacker and tight end
- ✦ Earned second-team all-county honors as a senior
- ✦ Helped his team win the district championship as a junior and advance to the second round of the 7A state playoffs
- ✦ Also played soccer
- ✦ Honor roll student who graduated 15th in his class

COLLEGE

- ▶ Played in 49 games (34 starts) at the University of North Carolina (2015-18)
- ▶ Finished with 328 tackles (171 solo), 15.5 tackles for loss, 12 passes defended, four forced fumbles, 2.5 sacks and one fumble recovery
- ▶ Earned second-team All-ACC honors as a senior
- ▶ His 105 tackles in 2018 led the team for the third consecutive year while his 9.5 tackles per game led the ACC and ranked 31st nationally
- ▶ In 2017, led the team in tackles for the second year in a row with 93 and ranked sixth in the ACC with 8.5 tackles per game
- ▶ In 2016, finished fifth in the ACC in tackles per game (8.8 avg.) and led the team with 115 tackles
- ▶ Joined the team as a walk-on prior to the 2014 season

COLE HOLCOMB'S NFL REGULAR SEASON DEFENSIVE STATISTICS

DATE	TEAM	GP	GS	TACKLES						INTERCEPTIONS					O. FUMB			ST			MISC					
				TK	S	A	TFL	YDS	SK	YDS	QBH	NO	YDS	LG	TD	PD	FF	FR	TD	YDS	TK	S	A	FF	FR	S
2019	Redskins	16	15	101	70	31	6	18	1.0	6.0	2	0	0	0	1	3	0	0	0	4	4	0	0	0	0	0
2020	Football Team	11	10	70	43	27	6	24	2.5	19.0	4	1	0	0	1	0	0	0	2	2	0	0	0	0	0	
2021	Football Team	16	16	142	83	59	2	1	1.0	0.0	2	2	54	31t	1	7	2	1	0	0	0	0	0	0	0	
2022	Commanders	7	7	69	37	32	1	4	0.0	0.0	1	0	0	0	1	0	0	0	0	0	0	0	0	0	0	
2023	Steelers	8	8	54	31	23	4	3	0.0	0.0	2	0	0	0	2	2	1	0	0	0	0	0	0	0	0	
NFL TOTALS		58	56	436	264	172	19	50	4.5	25.0	11	3	54	31T	1	12	7	2	0	0	0	6	6	0	0	0

COLE HOLCOMB'S NFL POSTSEASON DEFENSIVE STATISTICS

DATE	TEAM	GP	GS	TACKLES						INTERCEPTIONS					O. FUMB			ST			MISC					
				TK	S	A	TFL	YDS	SK	YDS	QBH	NO	YDS	LG	TD	PD	FF	FR	TD	YDS	TK	S	A	FF	FR	S
2020	Football Team	1	1	7	5	2	0	0	0.0	0.0	0	0	0	0	0	0	0	0	0	0	0	0	0	0	0	0
2023	Steelers	0	0	0	0	0	0	0	0.0	0.0	0	0	0	0	0	0	0	0	0	0	0	0	0	0	0	
NFL TOTALS		1	1	7	5	2	0	0	0.0	0.0	0	0	0	0	0	0	0	0	0	0	0	0	0	0	0	0

SINGLE-GAME HIGHS: DEFENSIVE

- | | | | |
|------------------------|--|----------------------------------|---|
| Total Tackles | 16 vs. Tennessee Titans, Oct 09, 2022
15 at Buffalo Bills, Sep 26, 2021 | Fumble Recoveries | 1 vs. Jacksonville Jaguars, Oct 29, 2023
1 vs. Seattle Seahawks, Nov 29, 2021 |
| Solo Tackles | 11 vs. Tennessee Titans, Oct 09, 2022
10 at Buffalo Bills, Sep 26, 2021 | Tackles For Loss | 2 at Philadelphia Eagles, Sep 08, 2019
1 at Los Angeles Rams, Oct 22, 2023
...16 more at 1. |
| Sacks | 1.0 vs. Kansas City Chiefs, Oct 17, 2021
1.0 vs. Carolina Panthers, Dec 27, 2020
...2 more at 1.0. | Interceptions | 1 vs. Dallas Cowboys, Dec 12, 2021
1 vs. New Orleans Saints, Oct 10, 2021
...1 more at 1. |
| Passes Defensed | 2 at Las Vegas Raiders, Dec 05, 2021
1 vs. Baltimore Ravens, Oct 08, 2023
...9 more at 1. | Interception Return Yards | 31 vs. Dallas Cowboys, Dec 12, 2021
23 vs. New Orleans Saints, Oct 10, 2021 |
| Forced Fumbles | 1 vs. Cleveland Browns, Sep 18, 2023
1 vs. San Francisco 49ers, Sep 10, 2023
...5 more at 1. | Special Teams Tackles | 2 at Green Bay Packers, Dec 08, 2019
1 vs. Dallas Cowboys, Oct 25, 2020
...3 more at 1. |

SINGLE-GAME HIGHS - POSTSEASON: DEFENSIVE

- | | | | |
|----------------------|--|---------------------|--|
| Total Tackles | 7 vs. Tampa Bay Buccaneers, Jan 09, 2021 | Solo Tackles | 5 vs. Tampa Bay Buccaneers, Jan 09, 2021 |
|----------------------|--|---------------------|--|

2023 GAME-BY-GAME REGULAR-SEASON STATISTICS (STEELERS)

DATE	OPPONENT	P/S	TACKLES						INTERCEPTIONS					O. FUMB			ST			MISC		W/L	SCORE				
			TK	S	A	SK	YDS	TFL	YDS	QBH	NO	YDS	LG	TD	PD	FF	FR	TD	YDS	TK	S			A	FF	FR	S
09/10	49ers	S	5	2	3	0.0	0.0	0	0	0	0	0	0	1	0	0	0	0	0	0	0	0	0	0	0	L	7-30
09/18	Browns	S	8	3	5	0.0	0.0	1	0	0	0	0	0	1	0	0	0	0	0	0	0	0	0	0	0	W	26-22
09/24	at Raiders	S	5	5	0	0.0	0.0	1	0	0	0	0	1	0	0	0	0	0	0	0	0	0	0	0	0	W	23-18
10/01	at Texans	S	7	4	3	0.0	0.0	0	0	0	0	0	0	0	0	0	0	0	0	0	0	0	0	0	0	L	6-30
10/08	Ravens	S	9	8	1	0.0	0.0	1	1	0	0	0	0	1	0	0	0	0	0	0	0	0	0	0	0	W	17-10
10/22	at Rams	S	8	3	5	0.0	0.0	1	2	0	0	0	0	0	0	0	0	0	0	0	0	0	0	0	0	W	24-17
10/29	Jaguars	S	10	6	4	0.0	0.0	0	0	0	0	0	0	0	1	0	0	0	0	0	0	0	0	0	0	L	10-20
11/02	Titans	S	2	0	2	0.0	0.0	0	0	1	0	0	0	0	0	0	0	0	0	0	0	0	0	0	0	W	20-16
11/12	Packers																									W	23-19
11/19	at Browns																									L	10-13
11/26	at Bengals																									W	16-10
12/03	Cardinals																									L	10-24
12/07	Patriots																									L	18-21
12/16	at Colts																									L	13-30
12/23	Bengals																									W	34-11
12/31	at Seahawks																									W	30-23
01/06	at Ravens																									W	17-10
2023 TOTALS			8-8	54	31	23	0.0	0.0	4	3	2	0	0	0	2	2	1	0	0	0	0	0	0	0	0	0	10-7

2022 GAME-BY-GAME REGULAR-SEASON STATISTICS (COMMANDERS)

DATE	OPPONENT	P/S	TACKLES								INTERCEPTIONS				O. FUMB			ST			MISC		W/L	SCORE			
			TK	S	A	SK	YDS	TFL	YDS	QBH	NO	YDS	LG	TD	PD	FF	FR	TD	YDS	TK	S	A			FF	FR	S
09/11	Jaguars	S	5	2	3	0.0	0.0	0	0	0	0	0	0	0	0	0	0	0	0	0	0	0	0	0	0	W	28-22
09/18	at Lions	S	10	3	7	0.0	0.0	0	0	0	0	0	0	0	0	0	0	0	0	0	0	0	0	0	0	L	27-36
09/25	Eagles	S	9	5	4	0.0	0.0	0	0	1	0	0	0	0	1	0	0	0	0	0	0	0	0	0	0	L	8-24
10/02	at Cowboys	S	8	4	4	0.0	0.0	0	0	0	0	0	0	0	0	0	0	0	0	0	0	0	0	0	0	L	10-25
10/09	Titans	S	16	11	5	0.0	0.0	1	4	0	0	0	0	0	0	0	0	0	0	0	0	0	0	0	0	L	17-21
10/13	at Bears	S	12	7	5	0.0	0.0	0	0	0	0	0	0	0	0	0	0	0	0	0	0	0	0	0	0	W	12-7
10/23	Packers	S	9	5	4	0.0	0.0	0	0	0	0	0	0	0	0	0	0	0	0	0	0	0	0	0	0	W	23-21
10/30	at Colts																									W	17-16
11/06	Vikings																									L	17-20
11/14	at Eagles																									W	32-21
11/20	at Texans																									W	23-10
11/27	Falcons																									W	19-13
12/04	at Giants																									T	20-20
12/18	Giants																									L	12-20
12/24	at 49ers																									L	20-37
01/01	Browns																									L	10-24
01/08	Cowboys																									W	26-6
2022 TOTALS		7-7	69	37	32	0.0	0.0	1	4	1	0	0	0	0	1	0	0	0	0	0	0	0	0	0	0	8-8-1	

2021 GAME-BY-GAME REGULAR-SEASON STATISTICS (FOOTBALL TEAM)

DATE	OPPONENT	P/S	TACKLES								INTERCEPTIONS				O. FUMB			ST			MISC		W/L	SCORE			
			TK	S	A	SK	YDS	TFL	YDS	QBH	NO	YDS	LG	TD	PD	FF	FR	TD	YDS	TK	S	A			FF	FR	S
09/12	Chargers	S	11	7	4	0.0	0.0	0	0	0	0	0	0	0	0	0	0	0	0	0	0	0	0	0	0	L	16-20
09/16	Giants	S	6	4	2	0.0	0.0	0	0	0	0	0	0	0	0	0	0	0	0	0	0	0	0	0	0	W	30-29
09/26	at Bills	S	15	10	5	0.0	0.0	1	1	0	0	0	0	0	0	0	0	0	0	0	0	0	0	0	0	L	21-43
10/03	at Falcons	S	9	4	5	0.0	0.0	1	0	0	0	0	0	0	1	0	0	0	0	0	0	0	0	0	0	W	34-30
10/10	Saints	S	7	3	4	0.0	0.0	0	0	0	1	23	23	0	1	0	0	0	0	0	0	0	0	0	0	L	22-33
10/17	Chiefs	S	10	9	1	1.0	0.0	0	0	1	0	0	0	0	1	1	0	0	0	0	0	0	0	0	0	L	13-31
10/24	at Packers	S	6	4	2	0.0	0.0	0	0	0	0	0	0	0	0	0	0	0	0	0	0	0	0	0	0	L	10-24
10/31	at Broncos	S	9	6	3	0.0	0.0	0	0	0	0	0	0	0	0	0	0	0	0	0	0	0	0	0	0	L	10-17
11/14	Buccaneers	S	5	4	1	0.0	0.0	0	0	0	0	0	0	0	0	0	0	0	0	0	0	0	0	0	0	W	29-19
11/21	at Panthers	S	10	3	7	0.0	0.0	0	0	0	0	0	0	0	1	0	0	0	0	0	0	0	0	0	0	W	27-21
11/29	Seahawks	S	4	2	2	0.0	0.0	0	0	0	0	0	0	0	0	1	0	0	0	0	0	0	0	0	0	W	17-15
12/05	at Raiders	S	10	7	3	0.0	0.0	0	0	0	0	0	0	0	2	0	0	0	0	0	0	0	0	0	0	W	17-15
12/12	Cowboys	S	8	3	5	0.0	0.0	0	0	0	1	31	31	1	1	0	0	0	0	0	0	0	0	0	0	L	20-27
12/21	at Eagles	S	10	6	4	0.0	0.0	0	0	0	0	0	0	0	0	0	0	0	0	0	0	0	0	0	0	L	17-27
12/26	at Cowboys																									L	14-56
01/02	Eagles	S	11	5	6	0.0	0.0	0	0	0	0	0	0	0	1	0	0	0	0	0	0	0	0	0	0	L	16-20
01/09	at Giants	S	11	6	5	0.0	0.0	0	0	0	0	0	0	0	0	0	0	0	0	0	0	0	0	0	0	W	22-7
2021 TOTALS		16-16	142	83	59	1.0	0.0	2	1	2	2	54	31T	1	7	2	1	0	0	0	0	0	0	0	0	7-10	

2020 GAME-BY-GAME REGULAR-SEASON STATISTICS (FOOTBALL TEAM)

DATE	OPPONENT	P/S	TACKLES								INTERCEPTIONS				O. FUMB			ST			MISC		W/L	SCORE			
			TK	S	A	SK	YDS	TFL	YDS	QBH	NO	YDS	LG	TD	PD	FF	FR	TD	YDS	TK	S	A			FF	FR	S
09/13	Eagles	P	0	0	0	0.0	0.0	0	0	0	0	0	0	0	0	0	0	0	1	1	0	0	0	0	0	W	27-17
09/20	at Cardinals																									L	15-30
09/27	at Browns																									L	20-34
10/04	Ravens																									L	17-31
10/11	Rams																									L	10-30
10/18	at Giants	S	6	5	1	0.0	0.0	1	3	0	0	0	0	0	0	0	0	0	0	0	0	0	0	0	0	L	19-20
10/25	Cowboys	S	4	3	1	1.0	8.0	1	8	2	1	0	0	0	1	0	0	0	1	1	0	0	0	0	0	W	25-3
11/08	Giants	S	7	3	4	0.0	0.0	1	2	0	0	0	0	0	0	0	0	0	0	0	0	0	0	0	0	L	20-23
11/15	at Lions	S	6	4	2	0.0	0.0	0	0	0	0	0	0	0	0	0	0	0	0	0	0	0	0	0	0	L	27-30
11/22	Bengals	S	2	1	1	0.0	0.0	0	0	0	0	0	0	0	0	0	0	0	0	0	0	0	0	0	0	W	20-9
11/26	at Cowboys	S	10	6	4	0.5	4.0	1	0	1	0	0	0	0	0	0	0	0	0	0	0	0	0	0	0	W	41-16
12/07	at Steelers	S	9	4	5	0.0	0.0	1	4	0	0	0	0	0	0	0	0	0	0	0	0	0	0	0	0	W	23-17
12/13	at 49ers	S	8	5	3	0.0	0.0	0	0	0	0	0	0	0	0	0	0	0	0	0	0	0	0	0	0	W	23-15
12/20	Seahawks																									L	15-20
12/27	Panthers	S	11	6	5	1.0	7.0	1	7	1	0	0	0	0	0	0	0	0	0	0	0	0	0	0	0	L	13-20
01/03	at Eagles	S	7	6	1	0.0	0.0	0	0	0	0	0	0	0	0	0	0	0	0	0	0	0	0	0	0	W	20-14
2020 TOTALS		11-10	70	43	27	2.5	19.0	6	24	4	1	0	0	0	1	0	0	0	0	2	2	0	0	0	0	7-9	

2019 GAME-BY-GAME REGULAR-SEASON STATISTICS (REDSKINS)

DATE	OPPONENT	P/S	TACKLES								INTERCEPTIONS				O. FUMB			ST			MISC		W/L	SCORE			
			TK	S	A	SK	YDS	TFL	YDS	QBH	NO	YDS	LG	TD	PD	FF	FR	TD	YDS	TK	S	A			FF	FR	S
09/08	at Eagles	S	8	7	1	0.0	0.0	2	7	0	0	0	0	0	0	0	0	0	1	1	0	0	0	0	0	L	27-32
09/15	Cowboys	S	6	2	4	0.0	0.0	1	1	0	0	0	0	0	0	0	0	0	0	0	0	0	0	0	0	L	21-31
09/23	Bears	P	9	6	3	0.0	0.0	0	0	0	0	0	0	0	0	0	0	0	0	0	0	0	0	0	0	L	15-31
09/29	at Giants	S	4	1	3	0.0	0.0	0	0	0	0	0	0	0	1	0	0	0	0	0	0	0	0	0	0	L	3-24
10/06	Patriots	S	10	8	2	0.0	0.0	0	0	0	0	0	0	0	0	0	0	0	0	0	0	0	0	0	0	L	7-33
10/13	at Dolphins	S	6	4	2	0.0	0.0	0	0	0	0	0	0	0	0	0	0	0	0	0	0	0	0	0	0	W	17-16
10/20	49ers	S	3	3	0	0.0	0.0	0	0	0	0	0	0	0	0	0	0	0	1	1	0	0	0	0	0	L	0-9
10/24	at Vikings	S	6	3	3	0.0	0.0	0	0	0	0	0	0	0	1	0	0	0	0	0	0	0	0	0	0	L	9-19
11/03	at Bills	S	3	3	0	0.0	0.0	0	0	0	0	0	0	0	0	0	0	0	0	0	0	0	0	0	0	L	9-24
11/17	Jets	S	6	4	2	0.0																					

2023 GAME-BY-GAME POSTSEASON STATISTICS (STEELERS)

DATE	OPPONENT	P/S	TACKLES							INTERCEPTIONS					O. FUMB			ST				MISC		W/L	SCORE		
			TK	S	A	SK	YDS	TFL	YDS	QBH	NO	YDS	LG	TD	PD	FF	FR	TD	YDS	TK	S	A	FF			FR	S
01/15	at Bills		0	0	0	0.0	0.0	0	0	0	0	0	0	0	0	0	0	0	0	0	0	0	0	0	0	L	17-31
2023 TOTALS			0	0	0	0.0	0.0	0	0	0	0	0	0	0	0	0	0	0	0	0	0	0	0	0	0	0-1	

2020 GAME-BY-GAME POSTSEASON STATISTICS (FOOTBALL TEAM)

DATE	OPPONENT	P/S	TACKLES							INTERCEPTIONS					O. FUMB			ST				MISC		W/L	SCORE		
			TK	S	A	SK	YDS	TFL	YDS	QBH	NO	YDS	LG	TD	PD	FF	FR	TD	YDS	TK	S	A	FF			FR	S
01/09	Buccaneers	S	7	5	2	0.0	0.0	0	0	0	0	0	0	0	0	0	0	0	0	0	0	0	0	0	0	L	23-31
2020 TOTALS			7	5	2	0.0	0.0	0	0	0	0	0	0	0	0	0	0	0	0	0	0	0	0	0	0	0-1	



DONTAE^{CB} JACKSON

HEIGHT: 5-10
WEIGHT: 180
COLLEGE: LSU
BORN: November 8, 1995

HOW ACQUIRED: TR '24 (CAR)
NFL EXPERIENCE: 7th year
BIRTHPLACE: Metairie, LA



PRO CAREER

- ✦ Has appeared in 80 career games (76 starts) in his seven-year NFL career (Carolina 2018-23; Pittsburgh 2024)
- ✦ Has registered 302 tackles (247 solo), 15 tackles for loss, 1.0 sack, one QB hit, 14 interceptions, one interception TD return, three forced fumbles, one fumble recovery and 46 passes defended
- ✦ His 14 interceptions rank fourth among cornerbacks drafted in 2018
- ✦ Recorded 10 picks over his first three years with Carolina, which were the second-most (Chris Gamble, 16) by any Panther in their first three seasons with the franchise
- ✦ First player in Carolina history to return a two-point conversion attempt for a defensive score, intercepting New Orleans' QB Drew Brees in Week 15 of 2018 and returning it 98 yards
- ✦ Made NFL starting debut in Week 1 of 2018 (vs. Dallas)
- ✦ Made NFL debut in Week 1 of 2018 (vs. Dallas)

2023 (PANTHERS)

- ✦ Started 16 regular-season games and recorded 59 tackles (49 solo), a single-season career-high five tackles for loss, five passes defended and one forced fumble
- ✦ Registered a season-high seven tackles and two passes defended in Week 10 vs. Chicago

2022 (PANTHERS)

- ✦ Started and played in nine regular-season games prior to finishing the season on the injured reserve
- ✦ Recorded 35 tackles and one tackle for loss
- ✦ Tallied three passes defended and two interceptions
- ✦ Returned an interception for a 30-yard TD in Week 6 vs. L.A. Rams

2021 (PANTHERS)

- ✦ Started and played in 12 regular-season games prior to ending the season on the injured reserve
- ✦ Finished the season with 61 tackles including three tackles for loss
- ✦ Racked up 10 passes defended and two interceptions
- ✦ Recorded an interception and forced fumble to go along with six tackles in Week 5 against Philadelphia
- ✦ Registered four tackles and his second interception of the season vs. Arizona in Week 11

2020 (PANTHERS)

- ✦ Battled a toe injury to play in 14 regular-season games (13 starts)
- ✦ Led the team with three interceptions and 11 passes defended
- ✦ Registered 34 tackles, including one tackle for loss

2019 (PANTHERS)

- ✦ Played in 13 regular-season games (10 starts)
- ✦ Tallied 40 tackles while tying for the team lead with three interceptions
- ✦ Notched eight pass deflections

2018 (PANTHERS)

- ✦ Started all 16 regular-season games
- ✦ Registered 75 tackles, 1.0 sack, one forced fumble, seven passes defended and four interceptions, tying for seventh in the NFL in interceptions and first among rookies
- ✦ Secured a career-high two interceptions against Cincinnati in Week 3, including one late in the fourth quarter that sealed the team's victory

TRANSACTIONS

- ✦ Traded to Pittsburgh from Carolina with 2024 sixth-round pick (#178) for Dontae Johnson and 2024 seventh-round pick (#240) on March 13, 2024
- ✦ Signed a three-year contract with the Carolina Panthers on March 19, 2022
- ✦ Signed a four-year contract with the Carolina Panthers on May 10, 2018
- ✦ Drafted by the Carolina Panthers in the second round of the 2018 Draft (55th overall)

PERSONAL

- ✦ Attended Riverdale H.S. (Jefferson Parish, La.)
- ✦ A native of Metairie, La.

COLLEGE

- ★ Played in 37 games (24 starts) in the secondary for LSU (2015-17)
- ★ Registered 116 career tackles, four tackles for loss and four interceptions
- ★ Added 22 pass breakups and 1.0 sack
- ★ Named All-America Second Team by Sporting News in 2017
- ★ All-SEC Second Team in 2017
- ★ In 2017, finished with 51 tackles, 3.5 tackles for loss, 1.0 sack and an interception
- ★ Ranked second on team in pass breakups with 10
- ★ Competed on LSU's track teams as one of the NCAA's top sprinters during the 2017 track season
- ★ An SEC finalist in the 60 meters indoors and 100 meters outdoors at the SEC Championships
- ★ Owns a personal best of 6.63 in the 60-meter dash from the 2016 season to rank No. 4 on LSU's all-time indoor performance list in the event

DONTÉ JACKSON'S NFL REGULAR SEASON DEFENSIVE STATISTICS

DATE	TEAM	GP	GS	TACKLES					INTERCEPTIONS					O. FUMB			ST			MISC									
				TK	S	A	TFL	YDS	SK	YDS	QBH	NO	YDS	LG	TD	PD	FF	FR	TD	YDS	TK	S	A	FF	FR	S	A		
2018	Panthers	16	16	73	62	11	4	15	1.0	8.0	1	4	0	0	0	9	1	0	0	0	1	1	0	0	0	0	0	0	
2019	Panthers	13	10	40	32	8	1	2	0.0	0.0	0	3	25	25	0	8	0	1	0	0	0	0	0	0	0	1	0	0	
2020	Panthers	14	13	34	22	12	1	1	0.0	0.0	0	3	110	66	0	11	0	0	0	0	0	0	0	0	0	0	0	0	
2021	Panthers	12	12	61	50	11	3	5	0.0	0.0	0	2	21	21	0	10	1	0	0	0	0	0	0	0	0	0	0	0	
2022	Panthers	9	9	35	32	3	1	2	0.0	0.0	0	2	30	30	1	3	0	0	0	0	0	0	0	0	0	0	0	0	
2023	Panthers	16	16	59	49	10	5	4	0.0	0.0	0	0	0	0	0	5	1	0	0	0	0	0	0	0	0	0	0	0	
NFL TOTALS		80	76	302	247	55	15	29	1.0	8.0	1	14	186	66	1	46	3	1	0	0	1	1	0	0	0	1	0	1	0

SINGLE-GAME HIGHS: DEFENSIVE

Total Tackles	11 at Miami Dolphins, Nov 28, 2021 10 vs. Tampa Bay Buccaneers, Oct 23, 2022 ...1 more at 10.	Tackles For Loss	2 at Jacksonville Jaguars, Dec 31, 2023 2 at Pittsburgh Steelers, Nov 08, 2018
Solo Tackles	10 vs. Tampa Bay Buccaneers, Oct 23, 2022 10 at Miami Dolphins, Nov 28, 2021	Interceptions	2 at Arizona Cardinals, Sep 22, 2019 2 vs. Cincinnati Bengals, Sep 23, 2018
Sacks	1.0 vs. Baltimore Ravens, Oct 28, 2018	Interception Return Yards	66 at Los Angeles Chargers, Sep 27, 2020 44 at Tampa Bay Buccaneers, Sep 20, 2020
Passes Defensed	3 at Green Bay Packers, Nov 10, 2019 2 at Tampa Bay Buccaneers, Dec 03, 2023 ...8 more at 2.	Special Teams Tackles	1 at Washington Redskins, Oct 14, 2018
Forced Fumbles	1 vs. Houston Texans, Oct 29, 2023 1 vs. Philadelphia Eagles, Oct 10, 2021 ...1 more at 1.	Special Teams Fumble Recoveries	1 vs. Tampa Bay Buccaneers, Sep 12, 2019
Fumble Recoveries	1 vs. Tennessee Titans, Nov 03, 2019		

2023 GAME-BY-GAME REGULAR-SEASON STATISTICS (PANTHERS)

DATE	OPPONENT	P/S	TACKLES					INTERCEPTIONS					O. FUMB			ST			MISC		W/L	SCORE					
			TK	S	A	SK	YDS	TFL	YDS	QBH	NO	YDS	LG	TD	PD	FF	FR	TD	YDS	TK			S	A	FF	FR	S
09/10	at Falcons	S	1	1	0	0.0	0.0	0	0	0	0	0	0	0	0	0	0	0	0	0	0	0	0	0	0	L	10-24
09/18	Saints	S	6	5	1	0.0	0.0	0	0	0	0	0	0	0	0	0	0	0	0	0	0	0	0	0	0	L	17-20
09/24	at Seahawks	S	3	3	0	0.0	0.0	1	0	0	0	0	0	0	0	0	0	0	0	0	0	0	0	0	0	L	27-37
10/01	Vikings	S	1	1	0	0.0	0.0	0	0	0	0	0	0	0	0	0	0	0	0	0	0	0	0	0	0	L	13-21
10/08	at Lions		ON INACTIVE LIST																				L	24-42			
10/15	at Dolphins	S	4	4	0	0.0	0.0	0	0	0	0	0	0	0	0	0	0	0	0	0	0	0	0	0	0	L	21-42
10/29	Texans	S	5	5	0	0.0	0.0	1	4	0	0	0	0	0	1	0	0	0	0	0	0	0	0	0	0	W	15-13
11/05	Colts	S	5	4	1	0.0	0.0	0	0	0	0	0	0	0	0	0	0	0	0	0	0	0	0	0	0	L	13-27
11/09	at Bears	S	7	5	2	0.0	0.0	0	0	0	0	0	0	0	2	0	0	0	0	0	0	0	0	0	0	L	13-16
11/19	Cowboys	S	5	4	1	0.0	0.0	0	0	0	0	0	0	0	0	0	0	0	0	0	0	0	0	0	0	L	10-33
11/26	at Titans	S	4	3	1	0.0	0.0	0	0	0	0	0	0	0	0	0	0	0	0	0	0	0	0	0	0	L	10-17
12/03	at Buccaneers	S	2	2	0	0.0	0.0	0	0	0	0	0	0	0	2	0	0	0	0	0	0	0	0	0	0	L	18-21
12/10	at Saints	S	1	0	1	0.0	0.0	0	0	0	0	0	0	0	0	0	0	0	0	0	0	0	0	0	0	L	6-28
12/17	Falcons	S	3	3	0	0.0	0.0	1	0	0	0	0	0	0	0	0	0	0	0	0	0	0	0	0	0	W	9-7
12/24	Packers	S	1	0	1	0.0	0.0	0	0	0	0	0	0	0	1	0	0	0	0	0	0	0	0	0	0	L	30-33
12/31	at Jaguars	S	4	3	1	0.0	0.0	2	0	0	0	0	0	0	0	0	0	0	0	0	0	0	0	0	0	L	0-26
01/07	Buccaneers	S	7	6	1	0.0	0.0	0	0	0	0	0	0	0	0	0	0	0	0	0	0	0	0	0	0	L	0-9
2023 TOTALS		16-16	59	49	10	0.0	0.0	5	4	0	0	0	0	0	5	1	0	0	0	0	0	0	0	0	0	0	2-15

2018 GAME-BY-GAME REGULAR-SEASON STATISTICS (PANTHERS)

DATE	OPPONENT	P/S	TACKLES							INTERCEPTIONS					O. FUMB			ST				MISC		W/L	SCORE					
			TK	S	A	SK	YDS	TFL	YDS	QBH	NO	YDS	LG	TD	PD	FF	FR	TD	YDS	TK	S	A	FF			FR	S	A		
09/09	Cowboys	S	5	4	1	0.0	0.0	0	0	0	0	0	0	0	0	0	0	0	0	0	0	0	0	0	0	0	0	0	W	16-8
09/16	at Falcons	S	7	7	0	0.0	0.0	0	0	0	0	1	0	0	0	1	1	0	0	0	0	0	0	0	0	0	0	L	24-31	
09/23	Bengals	S	7	7	0	0.0	0.0	0	0	0	0	2	0	0	0	2	0	0	0	0	0	0	0	0	0	0	0	W	31-21	
10/07	Giants	S	6	5	1	0.0	0.0	0	0	0	0	0	0	0	0	0	0	0	0	0	0	0	0	0	0	0	0	W	33-31	
10/14	at Redskins	S	2	2	0	0.0	0.0	0	0	0	0	0	0	0	0	2	0	0	0	0	0	0	1	1	0	0	0	L	17-23	
10/21	at Eagles	S	1	1	0	0.0	0.0	0	0	0	0	0	0	0	0	0	0	0	0	0	0	0	0	0	0	0	0	W	21-17	
10/28	Ravens	S	3	2	1	1.0	8.0	1	8	1	0	0	0	0	1	0	0	0	0	0	0	0	0	0	0	0	0	W	36-21	
11/04	Buccaneers	S	5	5	0	0.0	0.0	0	0	0	0	1	0	0	0	1	0	0	0	0	0	0	0	0	0	0	0	W	42-28	
11/08	at Steelers	S	4	4	0	0.0	0.0	2	4	0	0	0	0	0	0	0	0	0	0	0	0	0	0	0	0	0	0	L	21-52	
11/18	at Lions	S	1	1	0	0.0	0.0	0	0	0	0	0	0	0	0	0	0	0	0	0	0	0	0	0	0	0	0	L	19-20	
11/25	Seahawks	S	1	0	1	0.0	0.0	0	0	0	0	0	0	0	0	0	0	0	0	0	0	0	0	0	0	0	0	L	27-30	
12/02	at Buccaneers	S	6	6	0	0.0	0.0	0	0	0	0	0	0	0	0	0	0	0	0	0	0	0	0	0	0	0	0	L	17-24	
12/09	at Browns	S	10	8	2	0.0	0.0	0	0	0	0	0	0	0	1	0	0	0	0	0	0	0	0	0	0	0	0	L	20-26	
12/17	Saints	S	3	2	1	0.0	0.0	1	3	0	0	0	0	0	1	0	0	0	0	0	0	0	0	0	0	0	0	L	9-12	
12/23	Falcons	S	3	2	1	0.0	0.0	0	0	0	0	0	0	0	0	0	0	0	0	0	0	0	0	0	0	0	0	L	10-24	
12/30	at Saints	S	9	6	3	0.0	0.0	0	0	0	0	0	0	0	0	0	0	0	0	0	0	0	0	0	0	0	0	W	33-14	
2018 TOTALS			16-16	73	62	11	1.0	8.0	4	15	1	4	0	0	0	9	1	0	0	0	1	1	0	0	0	0	0	0	7-9	



VAN^{WR} JEFFERSON

HEIGHT: 6-1
WEIGHT: 200
COLLEGE: Florida
BORN: July 26, 1996

HOW ACQUIRED: FA '24
NFL EXPERIENCE: 5th year
BIRTHPLACE: Brentwood, TN



PRO CAREER

- ✦ Has played in 61 regular-season games (35 starts) in four-year NFL career (L.A. Rams 2020-23; Atlanta 2023)
- ✦ Has recorded 113 catches for 1,600 yards and 10 TDs
- ✦ Appeared in six postseason contests (five starts) and tallied 15 receptions for 148 yards and one TD
- ✦ Caught four passes for 23 yards (5.8 avg.) in a 23-20 win over Cincinnati in Super Bowl LVI
- ✦ Had a breakout 2021 season starting all 17 regular-season games and hauling in 50 catches for 802 yards and six TDs touchdowns
- ✦ Third on the team in receptions (50) and second in receiving yards (802) during the 2021 campaign
- ✦ Had 19 catches for 220 yards and a touchdown in his rookie campaign in 2020

2023 (FALCONS/RAMS)

- ✦ Played in all 17 regular-season games (five for the Rams and 12 for the Falcons)
- ✦ Started nine regular-season games (four for the Rams and five for the Falcons)
- ✦ Caught 20 passes for 209 yards (10.5 avg.)

2022 (RAMS)

- ✦ Played in 11 regular-season games (nine starts)
- ✦ Registered 24 catches for 369 yards and three TDs
- ✦ Ranked second amongst Rams receivers with 15.38 yards per reception
- ✦ Tallied four receptions for 23 yards (5.8 avg.) in a 23-20 win over Cincinnati in Super Bowl LVI

2021 (RAMS)

- ✦ Started all 17 regular-season games
- ✦ Registered 50 catches for 802 yards and six TDs
- ✦ Third on the team in receptions (50) and second in receiving yards (802)

2020 (RAMS)

- ✦ Played in 16 regular-season games (no starts)
- ✦ Registered 19 catches for 220 yards and a TD

TRANSACTIONS

- ✦ Signed a one-year contract with Pittsburgh on March 15, 2024
- ✦ Traded to Atlanta from L.A. Rams with a 2025 seventh-round pick for a 2025 sixth-round pick on Oct. 10, 2023
- ✦ Signed a four-year contract with the L.A. Rams on July 27, 2020
- ✦ Drafted by the Rams in the second round (57th overall) of the 2020 NFL Draft

PERSONAL

- ✦ As a prep standout, Jefferson was selected to play in the U.S. Army All-American Bowl and Nike's The Opening camp after high school.
- ✦ Garnered Tennessee Sports Writers Association All-State and The Tennessean All-Midstate honors, after hauling in 67 catches for 1,223 yards and 13 TDs, helping lead Ravenwood to a 14-1 record and a Class 6A runner-up finish
- ✦ Son of Shawn and Maria Jefferson
- ✦ His father played 13 years in the NFL as a wide receiver and has coached in the NFL as a wide receivers coach for Detroit, Tennessee, Miami and Carolina, and is currently a receivers coach for the N.Y. Jets

COLLEGE

- ✦ Appeared in 45 games in his collegiate career at Florida (23 games in 2018-19) and Ole Miss (22 games 2015-17)
- ✦ Finished his career with 2,159 yards on 175 receptions (12.3 avg.) and 16 TDs
- ✦ Named First-Team Freshman All-SEC accolades from the league's coaches in 2019
- ✦ Signed all 13 games and led the Gators with 657 yards on 49 receptions (13.4 avg.) and six TDs in 2019
- ✦ In 2018, he started all 13 games in his first season at Florida and led the Gators in receptions (35), receiving yards (503), receiving TDs (six) and average yards per game (38.7)
- ✦ Ranked fourth on the team in points scored (36) and all-purpose yards (520) and became the only Gator receiver to grab multiple TDs in a single game
- ✦ Tallied three games with at least 50 receiving yards in 2018
- ✦ In 2017, his final season at Ole Miss, played 10 games - starting at slot receiver in the first three of the season - and finished second on the team with 42 receptions and recorded 456 receiving yards and one TD
- ✦ In 2016, he finished second on team with 49 catches, third with 543 receiving yards and caught three TD passes
- ✦ Ranked second among SEC freshmen with 4.1 catches/game and third with 45.2 receiving yards per game
- ✦ Redshirted his freshman season in 2015

VAN JEFFERSON'S NFL REGULAR SEASON RUSHING/RECEIVING STATISTICS

DATE	TEAM	GP	GS	RECEIVING					RUSHING				
				NO.	YDS.	AVG.	LG	TD	NO.	YDS.	AVG.	LG	TD
2020	Rams	16	0	19	220	11.6	31	1	1	-1	-1.0	-1	0
2021	Rams	17	17	50	802	16.0	79†	6	2	20	10.0	10	0
2022	Rams	11	9	24	369	15.4	39	3	0	0	0.0	0	0
2023	Rams	5	4	8	108	13.5	46	0	1	4	4.0	4	0
				Went from L.A. Rams to Atlanta.									
2023	Falcons	12	8	12	101	8.4	14	0	0	0	0.0	0	0
2023	TOTAL	17	12	20	209	10.5	46	0	1	4	4.0	4	0
NFL TOTALS		61	38	113	1,600	14.2	79†	10	4	23	5.8	10	0

VAN JEFFERSON'S NFL POSTSEASON RUSHING/RECEIVING STATISTICS

DATE	TEAM	GP	GS	RECEIVING					RUSHING				
				NO.	YDS.	AVG.	LG	TD	NO.	YDS.	AVG.	LG	TD
2020	Rams	2	1	6	46	7.7	16	1	0	0	0.0	0	0
2021	Rams	4	4	9	102	11.3	41	0	1	15	15.0	15	0
NFL TOTALS		6	5	15	148	9.9	41	1	1	15	15.0	15	0

VAN JEFFERSON'S NFL REGULAR SEASON RETURN STATISTICS

DATE	TEAM	KICKOFF RETURNS						PUNT RETURNS					
		RET.	YDS.	AVG.	LG	TD	NO.	FC	YDS.	AVG.	LG	TD	
2020	Rams	1	13	13.0	13	0	0	0	0	0	0.0	0	0
2021	Rams	0	0	0.0	0	0	0	0	0	0	0.0	0	0
2022	Rams	0	0	0.0	0	0	0	0	0	0	0.0	0	0
2023	Rams	0	0	0.0	0	0	0	0	0	0	0.0	0	0
				Went from L.A. Rams to Atlanta.									
2023	Falcons	0	0	0.0	0	0	0	0	0	0	0.0	0	0
2023	TOTAL	0	0	0.0	0	0	0	0	0	0	0.0	0	0
NFL TOTALS		1	13	13.0	13	0	0	0	0	0	0.0	0	0

VAN JEFFERSON'S NFL POSTSEASON RETURN STATISTICS

DATE	TEAM	KICKOFF RETURNS						PUNT RETURNS					
		RET.	YDS.	AVG.	LG	TD	NO.	FC	YDS.	AVG.	LG	TD	
2020	Rams	0	0	0.0	0	0	0	0	0	0	0.0	0	0
2021	Rams	0	0	0.0	0	0	0	0	0	0	0.0	0	0
NFL TOTALS		0	0	0.0	0	0	0	0	0	0	0.0	0	0

SINGLE-GAME HIGHS: RUSHING/RECEIVING

Rush Attempts	1 at Cincinnati Bengals, Sep 25, 2023 1 vs. Seattle Seahawks, Dec 21, 2021 ...2 more at 1.	All-Purpose Yards	93 at Green Bay Packers, Nov 28, 2021 90 vs. Arizona Cardinals, Oct 03, 2021
Rushing Yards	10 vs. Seattle Seahawks, Dec 21, 2021 10 at Arizona Cardinals, Dec 13, 2021	Kickoff Returns	1 vs. New England Patriots, Dec 10, 2020
Longest Runs	10 vs. Seattle Seahawks, Dec 21, 2021 10 at Arizona Cardinals, Dec 13, 2021	Kickoff Return Yards	13 vs. New England Patriots, Dec 10, 2020
Receptions	6 vs. Jacksonville Jaguars, Dec 05, 2021 6 vs. Arizona Cardinals, Oct 03, 2021	Longest Kickoff Return	13 vs. New England Patriots, Dec 10, 2020
Receiving Yards	93 at Green Bay Packers, Nov 28, 2021 90 vs. Arizona Cardinals, Oct 03, 2021	Special Teams Tackles	1 vs. New England Patriots, Dec 10, 2020
Receiving Average	31.0 at Green Bay Packers, Nov 28, 2021 29.3 at Houston Texans, Oct 31, 2021	Most TDs	1 vs. Las Vegas Raiders, Dec 08, 2022 1 at Kansas City Chiefs, Nov 27, 2022 ...8 more at 1.
Longest Receptions	79† at Green Bay Packers, Nov 28, 2021 68 at Houston Texans, Oct 31, 2021	Miscellaneous Tackles	1 at Cincinnati Bengals, Sep 25, 2023 1 at Minnesota Vikings, Dec 26, 2021 ...2 more at 1.
Receiving TDs	1 vs. Las Vegas Raiders, Dec 08, 2022 1 at Kansas City Chiefs, Nov 27, 2022 ...8 more at 1.		

SINGLE-GAME HIGHS - POSTSEASON: RUSHING/RECEIVING

Rush Attempts	1 at Tampa Bay Buccaneers, Jan 23, 2022	Longest Receptions	41 vs. Arizona Cardinals, Jan 17, 2022
Rushing Yards	15 at Tampa Bay Buccaneers, Jan 23, 2022	Longest Return Yards	18 at Tampa Bay Buccaneers, Jan 23, 2022
Longest Runs	15 at Tampa Bay Buccaneers, Jan 23, 2022	Special Teams Tackles	16 at Green Bay Packers, Jan 16, 2021
Receptions	6 at Green Bay Packers, Jan 16, 2021 4 at Cincinnati Bengals, Feb 13, 2022	Most TDs	13 at Cincinnati Bengals, Feb 13, 2022 11 at Tampa Bay Buccaneers, Jan 23, 2022
Receiving Yards	2 vs. San Francisco 49ers, Jan 30, 2022 2 at Tampa Bay Buccaneers, Jan 23, 2022 1 vs. Arizona Cardinals, Jan 17, 2022	Receiving TDs	1 at Green Bay Packers, Jan 16, 2021
Receiving Average	46 at Green Bay Packers, Jan 16, 2021 41 vs. Arizona Cardinals, Jan 17, 2022	All-Purpose Yards	46 at Green Bay Packers, Jan 16, 2021 44 at Tampa Bay Buccaneers, Jan 23, 2022
Receiving TDs	29 at Tampa Bay Buccaneers, Jan 23, 2022 23 at Cincinnati Bengals, Feb 13, 2022 9 vs. San Francisco 49ers, Jan 30, 2022	Special Teams Tackles	41 vs. Arizona Cardinals, Jan 17, 2022 23 at Cincinnati Bengals, Feb 13, 2022
Receiving Average	7.7 at Green Bay Packers, Jan 16, 2021 5.8 at Cincinnati Bengals, Feb 13, 2022	Most TDs	9 vs. San Francisco 49ers, Jan 30, 2022 1 at Seattle Seahawks, Jan 09, 2021 1 at Green Bay Packers, Jan 16, 2021

2023 GAME-BY-GAME REGULAR-SEASON STATISTICS (RAMS/FALCONS)

DATE	OPPONENT	P/S	RECEIVING					RUSHING					W/L	SCORE
			NO.	YDS.	AVG.	LG	TD	NO.	YDS.	AVG.	LG	TD		
09/10	at Seahawks	S	4	24	6.0	10	0	0	0	0.0	0	0	W	30-13
09/17	49ers	S	1	9	9.0	9	0	0	0	0.0	0	0	L	23-30
09/25	at Bengals	S	1	46	46.0	46	0	1	4	4.0	4	0	L	16-19
10/01	at Colts	S	2	29	14.5	16	0	0	0	0.0	0	0	W	29-23+
10/08	Eagles	P	0	0	0.0	0	0	0	0	0.0	0	0	L	14-23
Went from Rams to Falcons.														
10/15	Commanders	P	0	0	0.0	0	0	0	0	0.0	0	0	L	16-24
10/22	at Buccaneers	P	1	5	5.0	5	0	0	0	0.0	0	0	W	16-13
10/29	at Titans	S	3	24	8.0	11	0	0	0	0.0	0	0	L	23-28
11/05	Vikings	S	1	14	14.0	14	0	0	0	0.0	0	0	L	28-31
11/12	at Cardinals	S	0	0	0.0	0	0	0	0	0.0	0	0	L	23-25
11/26	Saints	S	1	13	13.0	13	0	0	0	0.0	0	0	W	24-15
12/03	at Jets	S	0	0	0.0	0	0	0	0	0.0	0	0	W	13-8
12/10	Buccaneers	P	0	0	0.0	0	0	0	0	0.0	0	0	L	25-29
12/17	at Panthers	P	0	0	0.0	0	0	0	0	0.0	0	0	L	7-9
12/24	Colts	S	1	13	13.0	13	0	0	0	0.0	0	0	W	29-10
12/31	at Bears	S	3	19	6.3	9	0	0	0	0.0	0	0	L	17-37
01/07	at Saints	S	2	13	6.5	7	0	0	0	0.0	0	0	L	17-48
2023 TOTALS		17-12	20	209	10.5	46	0	1	4	4.0	4	0	6-11	

+ - Overtime

2022 GAME-BY-GAME REGULAR-SEASON STATISTICS (RAMS)

DATE	OPPONENT	P/S	RECEIVING					RUSHING					W/L	SCORE
			NO.	YDS.	AVG.	LG	TD	NO.	YDS.	AVG.	LG	TD		
09/08	Bills												L	10-31
09/18	Falcons												W	31-27
09/25	at Cardinals												W	20-12
10/03	at 49ers												L	9-24
10/09	Cowboys												L	10-22
10/16	Panthers												W	24-10
10/30	49ers	S	0	0	0.0	0	0	0	0	0.0	0	0	L	14-31
11/06	at Buccaneers	S	0	0	0.0	0	0	0	0	0.0	0	0	L	13-16
11/13	Cardinals	P	3	27	9.0	19	1	0	0	0.0	0	0	L	17-27
11/20	at Saints	S	3	41	13.7	20	0	0	0	0.0	0	0	L	20-27
11/27	at Chiefs	P	3	29	9.7	16	1	0	0	0.0	0	0	L	10-26
12/04	Seahawks	S	2	39	19.5	23	0	0	0	0.0	0	0	L	23-27
12/08	Raiders	S	2	44	22.0	23t	1	0	0	0.0	0	0	W	17-16
12/19	at Packers	S	2	32	16.0	17	0	0	0	0.0	0	0	L	12-24
12/25	Broncos	S	3	19	6.3	11	0	0	0	0.0	0	0	W	51-14
01/01	at Chargers	S	3	77	25.7	39	0	0	0	0.0	0	0	L	10-31
01/08	at Seahawks	S	3	61	20.3	35	0	0	0	0.0	0	0	L	16-19+
2022 TOTALS		11-9	24	369	15.4	39	3	0	0	0.0	0	0	5-12	

+ - Overtime

2021 GAME-BY-GAME REGULAR-SEASON STATISTICS (RAMS)

DATE	OPPONENT	P/S	RECEIVING					RUSHING					W/L	SCORE
			NO.	YDS.	AVG.	LG	TD	NO.	YDS.	AVG.	LG	TD		
09/12	Bears	S	2	80	40.0	67t	1	0	0	0.0	0	0	W	34-14
09/19	at Colts	S	1	14	14.0	14	0	0	0	0.0	0	0	W	27-24
09/26	Buccaneers	S	4	42	10.5	21	0	0	0	0.0	0	0	W	34-24
10/03	Cardinals	S	6	90	15.0	22	1	0	0	0.0	0	0	L	20-37
10/07	at Seahawks	S	1	16	16.0	16	0	0	0	0.0	0	0	W	26-17
10/17	at Giants	S	3	19	6.3	18	0	0	0	0.0	0	0	W	38-11
10/24	Lions	S	4	43	10.8	22	1	0	0	0.0	0	0	W	28-19
10/31	at Texans	S	3	88	29.3	68	0	0	0	0.0	0	0	W	38-22
11/07	Titans	S	3	41	13.7	20	0	0	0	0.0	0	0	L	16-28
11/15	at 49ers	S	3	54	18.0	33	0	0	0	0.0	0	0	L	10-31
11/28	at Packers	S	3	93	31.0	79t	1	0	0	0.0	0	0	L	28-36
12/05	Jaguars	S	6	41	6.8	19	1	0	0	0.0	0	0	W	37-7
12/13	at Cardinals	S	2	58	29.0	52t	1	1	10	10.0	10	0	W	30-23
12/21	Seahawks	S	2	23	11.5	18	0	1	10	10.0	10	0	W	20-10
12/26	at Vikings	S	1	6	6.0	6	0	0	0	0.0	0	0	W	30-23
01/02	at Ravens	S	4	63	15.8	35	0	0	0	0.0	0	0	W	20-19
01/09	49ers	S	2	31	15.5	24	0	0	0	0.0	0	0	L	24-27+
2021 TOTALS		17-17	50	802	16.0	79T	6	2	20	10.0	10	0	12-5	

+ - Overtime

2020 GAME-BY-GAME REGULAR-SEASON STATISTICS (RAMS)


DATE	OPPONENT	P/S	RECEIVING					RUSHING					W/L	SCORE
			NO.	YDS.	AVG.	LG	TD	NO.	YDS.	AVG.	LG	TD		
09/13	Cowboys	P	1	31	31.0	31	0	0	0	0.0	0	0	W	20-17
09/20	at Eagles	P	4	45	11.3	21	0	1	-1	-1.0	-1	0	W	37-19
09/27	at Bills	P	0	0	0.0	0	0	0	0	0.0	0	0	L	32-35
10/04	Giants	P	0	0	0.0	0	0	0	0	0.0	0	0	W	17-9
10/11	at Football Team	P	0	0	0.0	0	0	0	0	0.0	0	0	W	30-10
10/18	at 49ers	P	1	8	8.0	8	0	0	0	0.0	0	0	L	16-24
10/26	Bears	P	1	14	14.0	14	0	0	0	0.0	0	0	W	24-10
11/01	at Dolphins	P	2	23	11.5	15	0	0	0	0.0	0	0	L	17-28
11/15	Seahawks	P	1	15	15.0	15	0	0	0	0.0	0	0	W	23-16
11/23	at Buccaneers	P	1	7	7.0	7	1	0	0	0.0	0	0	W	27-24
11/29	49ers	P	0	0	0.0	0	0	0	0	0.0	0	0	L	20-23
12/06	at Cardinals	P	4	27	6.8	9	0	0	0	0.0	0	0	W	38-28
12/10	Patriots	P	0	0	0.0	0	0	0	0	0.0	0	0	W	24-3
12/20	Jets	P	0	0	0.0	0	0	0	0	0.0	0	0	L	20-23
12/27	at Seahawks	P	0	0	0.0	0	0	0	0	0.0	0	0	L	9-20
01/03	Cardinals	P	4	50	12.5	19	0	0	0	0.0	0	0	W	18-7
2020 TOTALS		16-0	19	220	11.6	31	1	1	-1	-1.0	-1	0	10-6	

2021 GAME-BY-GAME POSTSEASON STATISTICS (RAMS)

DATE	OPPONENT	P/S	RECEIVING					RUSHING					W/L	SCORE
			NO.	YDS.	AVG.	LG	TD	NO.	YDS.	AVG.	LG	TD		
01/17	Cardinals	S	1	41	41.0	41	0	0	0	0.0	0	0	W	34-11
01/23	at Buccaneers	S	2	29	14.5	18	0	1	15	15.0	15	0	W	30-27
01/30	49ers	S	2	9	4.5	6	0	0	0	0.0	0	0	W	20-17
02/13	at Bengals	S	4	23	5.8	13	0	0	0	0.0	0	0	W	23-20
2021 TOTALS		4-4	9	102	11.3	41	0	1	15	15.0	15	0	4-0	

2020 GAME-BY-GAME POSTSEASON STATISTICS (RAMS)

DATE	OPPONENT	P/S	RECEIVING					RUSHING					W/L	SCORE
			NO.	YDS.	AVG.	LG	TD	NO.	YDS.	AVG.	LG	TD		
01/09	at Seahawks	P	0	0	0.0	0	0	0	0	0.0	0	0	W	30-20
01/16	at Packers	S	6	46	7.7	16	1	0	0	0.0	0	0	L	18-32
2020 TOTALS		2-1	6	46	7.7	16	1	0	0	0.0	0	0	1-1	



JARAY ^{WR} JENKINS

HEIGHT: 6-2
 WEIGHT: 200
 COLLEGE: LSU
 BORN: January 4, 2000



HOW ACQUIRED: FA '24
 NFL EXPERIENCE: 1st year
 BIRTHPLACE: Jena, LA

PRO CAREER

- ✦ Has yet to make NFL debut

TRANSACTIONS

- ✦ Signed with Pittsburgh on June 3, 2024
- ✦ Waived by Jacksonville on Sept. 4, 2023
- ✦ Signed with the Jaguars as an undrafted rookie free agent on May 1, 2023

PERSONAL

- ✦ Four-star recruit by ESPN and a member of the ESPN300 coming out of Jena H.S. (Jena, La.)
- ✦ Caught 111 passes for 1,960 yards and 27 TDs while adding 448 rushing yards and nine rushing TDs in his first three years of high school
- ✦ Doubled as a scoring threat in the return game as well, returning both punts and kickoffs for TDs
- ✦ Fractured his tibia in the first game of his senior season in 2017
- ✦ Played on both sides of the ball, earning all-district honors at three different positions during his prep career

COLLEGE

- ✦ Played two seasons as a running back at San Diego State (2020-21), where he finished his career ranked 19th in program history with 1,728 rushing yards and 15 rushing TDs in just 21 games
- ✦ Appeared in 43 games (20 starts) in four-year career at LSU (2019-22)
- ✦ Caught 89 passes for 1,370 yards and 14 TDs
- ✦ Led the Tigers in TDs as a senior in 2022 with six
- ✦ Caught a career-high three TDs against Florida during the 2021 season



KYRON^{LB} JOHNSON

HEIGHT: 6-0
WEIGHT: 235
COLLEGE: Kansas
BORN: July 24, 1998

HOW ACQUIRED: FA '23
NFL EXPERIENCE: 3rd year
BIRTHPLACE: Arlington, TX



PRO CAREER

- ✦ Has played in 22 regular-season games (no starts) in his two-year NFL career (Philadelphia 2022-23; Pittsburgh 2023)
- ✦ Has registered one tackle on defense and added seven tackles on special teams (six solo)
- ✦ Made NFL debut in Week 1 of 2022 (at Detroit)

2023 (STEELERS)

- ✦ Played in six regular-season games (no starts)

2022 (EAGLES)

- ✦ Played in 16 regular-season games (no starts)
- ✦ Registered seven tackles (six solo) on special teams

TRANSACTIONS

- ✦ Signed to the Pittsburgh Active/Inactive Roster on Dec. 22, 2023
- ✦ Restored to the Steelers practice squad on Dec. 17, 2023
- ✦ Elevated to the Pittsburgh Active/Inactive Roster on Dec. 15, 2023
- ✦ Restored to the Steelers practice squad on Dec. 8, 2023
- ✦ Elevated to the Pittsburgh Active/Inactive Roster on Dec. 7, 2023
- ✦ Restored to the Steelers practice squad on Dec. 4, 2023
- ✦ Elevated to the Pittsburgh Active/Inactive Roster on Dec. 2, 2023
- ✦ Signed to the Steelers practice squad on Oct. 10, 2023
- ✦ Signed to the Philadelphia practice squad on Sept. 20, 2023
- ✦ Waived by the Eagles on Sept. 8, 2023
- ✦ Signed to the Philadelphia practice squad on Sept. 7, 2023
- ✦ Waived by the Eagles on Sept. 4, 2023
- ✦ Signed to the Philadelphia practice squad on Aug. 30, 2023
- ✦ Waived by the Eagles on Aug. 29, 2023
- ✦ Drafted by Philadelphia in the sixth round (181st overall) of the 2022 NFL Draft

PERSONAL

- ✦ A two-sport athlete for most of his life, also grew up running track
- ✦ Ran varsity as a high school freshman and was coached by his uncle, Rod Franklin
- ✦ Competed in the 100m, 200m, 4x100m, 4x200m, and long jump events
- ✦ Posted a 4.36 and 4.39 in 40-yard dash attempts at Kansas' pro day in 2022, which would have been among the best times by a LB in NFL Combine history, had he been invited
- ✦ Affectionately referred to as "Uncle Pastor" in college because he had accrued a lot of wisdom in five years at Kansas and brought everyone together by praying like a pastor in a church
- ✦ His father, Broderic, was a three-sport athlete in high school before playing running back at Cisco Junior College (Cisco, TX)
- ✦ His brother, Kayron, ran track at Ottawa University
- ✦ Majored in human biology

COLLEGE

- ✦ Served as a three-time captain at Kansas (2017-21)
- ✦ Played in 57 career games (39 starts) for the Jayhawks
- ✦ Recorded 193 tackles (128 solo), 23 tackles for loss, 12.5 sacks, eight forced fumbles, five passes defended and three 3 fumble recoveries along with 17 special teams tackles
- ✦ Earned second-team All-Big 12 recognition from Pro Football Focus in 2021 after recording career highs in tackles (61), tackles for loss (8.5), sacks (6.5), forced fumbles (four) and fumble recoveries (two)
- ✦ Forced 40 quarterback pressures while playing as a DE, according to Pro Football Focus
- ✦ Did not commit a penalty in 655 snaps played
- ✦ Tabbed All-Big-12 honorable mention as a linebacker in 2020
- ✦ Produced 42 tackles (27 solo), 4.5 tackles for loss, 3.0 sacks, one forced fumble and one pass defended
- ✦ Contributed as a safety, nickel, linebacker and defensive end
- ✦ Started for four seasons with the Jayhawks under four different head coaches

KYRON JOHNSON'S NFL REGULAR SEASON DEFENSIVE STATISTICS

DATE	TEAM	GP	GS	TACKLES							INTERCEPTIONS					O. FUMB			ST			MISC					
				TK	S	A	TFL	YDS	SK	YDS	QBH	NO	YDS	LG	TD	PD	FF	FR	TD	YDS	TK	S	A	FF	FR	S	A
2022	Eagles	16	0	1	0	1	0	0	0.0	0.0	0	0	0	0	0	0	0	0	0	7	6	1	0	0	0	0	
2023	Eagles	0	0	0	0	0	0	0	0.0	0.0	0	0	0	0	0	0	0	0	0	0	0	0	0	0	0		
Went from Philadelphia to Pittsburgh.																											
2023	Steelers	6	0	0	0	0	0	0	0.0	0.0	0	0	0	0	0	0	0	0	0	0	0	0	0	0	0	0	
2023	TOTAL	6	0	0	0	0	0	0	0.0	0.0	0	0	0	0	0	0	0	0	0	0	0	0	0	0	0	0	
NFL TOTALS		22	0	1	0	1	0	0	0.0	0.0	0	0	0	0	0	0	0	0	0	7	6	1	0	0	0	0	

KYRON JOHNSON'S NFL POSTSEASON DEFENSIVE STATISTICS

DATE	TEAM	GP	GS	TACKLES							INTERCEPTIONS					O. FUMB			ST			MISC				
				TK	S	A	TFL	YDS	SK	YDS	QBH	NO	YDS	LG	TD	PD	FF	FR	TD	YDS	TK	S	A	FF	FR	S
2022	Eagles	0	0	0	0	0	0	0	0.0	0.0	0	0	0	0	0	0	0	0	0	0	0	0	0	0	0	0
2023	Steelers	1	0	0	0	0	0	0	0.0	0.0	0	0	0	0	0	0	0	0	0	0	0	0	0	0	0	0
NFL TOTALS		1	0	0	0	0	0	0	0.0	0.0	0	0	0	0	0	0	0	0	0	0	0	0	0	0	0	0

2023 GAME-BY-GAME REGULAR-SEASON STATISTICS (EAGLES/STEELERS)

DATE	OPPONENT	P/S	TACKLES							INTERCEPTIONS					O. FUMB			ST			MISC		W/L	SCORE					
			TK	S	A	SK	YDS	TFL	YDS	QBH	NO	YDS	LG	TD	PD	FF	FR	TD	YDS	TK	S	A			FF	FR	S	A	
09/14	Vikings																									W	34-28		
09/25	at Buccaneers																									W	25-11		
10/01	Commanders																									W	34-31+		
10/08	at Rams																									W	23-14		
Went from Eagles to Steelers.																													
10/22	at Rams																									W	24-17		
10/29	Jaguars																									L	10-20		
11/02	Titans																									W	20-16		
11/12	Packers																									W	23-19		
11/19	at Browns																									L	10-13		
11/26	at Bengals																									W	16-10		
12/03	Cardinals																									L	10-24		
12/07	Patriots	P	0	0	0	0.0	0.0	0	0	0	0	0	0	0	0	0	0	0	0	0	0	0	0	0	0	0	0	0	0
12/16	at Colts																									L	13-30		
12/23	Bengals																									W	34-11		
12/31	at Seahawks	P	0	0	0	0.0	0.0	0	0	0	0	0	0	0	0	0	0	0	0	0	0	0	0	0	0	0	W	30-23	
01/06	at Ravens	P	0	0	0	0.0	0.0	0	0	0	0	0	0	0	0	0	0	0	0	0	0	0	0	0	0	0	W	17-10	
2023 TOTALS		3-0	0	0	0	0.0	0.0	0	0	0	0	0	0	0	0	0	0	0	0	0	0	0	0	0	0	0	11-5		

+ - Overtime

2022 GAME-BY-GAME REGULAR-SEASON STATISTICS (EAGLES)

DATE	OPPONENT	P/S	TACKLES							INTERCEPTIONS					O. FUMB			ST			MISC		W/L	SCORE				
			TK	S	A	SK	YDS	TFL	YDS	QBH	NO	YDS	LG	TD	PD	FF	FR	TD	YDS	TK	S	A			FF	FR	S	A
09/11	at Lions	P	0	0	0	0.0	0.0	0	0	0	0	0	0	0	0	0	0	0	0	0	0	0	0	0	0	0	W	38-35
09/19	Vikings	P	0	0	0	0.0	0.0	0	0	0	0	0	0	0	0	0	0	0	0	0	0	0	0	0	0	0	W	24-7
09/25	at Commanders	P	0	0	0	0.0	0.0	0	0	0	0	0	0	0	0	0	0	0	0	0	0	0	0	0	0	0	W	24-8
10/02	Jaguars	P	0	0	0	0.0	0.0	0	0	0	0	0	0	0	0	0	0	0	0	0	0	0	0	0	0	0	W	29-21
10/09	at Cardinals	P	0	0	0	0.0	0.0	0	0	0	0	0	0	0	0	0	0	0	0	0	0	0	0	0	0	0	W	20-17
10/16	Cowboys	P	0	0	0	0.0	0.0	0	0	0	0	0	0	0	0	0	0	0	0	0	0	0	0	0	0	0	W	26-17
10/30	Steelers	P	1	0	1	0.0	0.0	0	0	0	0	0	0	0	0	0	0	0	0	0	0	0	0	0	0	0	W	35-13
11/03	at Texans	P	0	0	0	0.0	0.0	0	0	0	0	0	0	0	0	0	0	0	0	0	0	0	0	0	0	0	W	29-17
11/14	Commanders	P	0	0	0	0.0	0.0	0	0	0	0	0	0	0	0	0	0	0	0	0	0	0	0	0	0	0	L	21-32
11/20	at Colts	P	0	0	0	0.0	0.0	0	0	0	0	0	0	0	0	0	0	0	0	0	0	0	0	0	0	0	W	17-16
11/27	Packers	P	0	0	0	0.0	0.0	0	0	0	0	0	0	0	0	0	0	0	0	0	0	0	0	0	0	0	W	40-33
12/04	Titans	P	0	0	0	0.0	0.0	0	0	0	0	0	0	0	0	0	0	0	0	0	0	0	0	0	0	0	W	35-10
12/11	at Giants	P	0	0	0	0.0	0.0	0	0	0	0	0	0	0	0	0	0	0	0	0	0	0	0	0	0	0	W	48-22
12/18	at Bears	P	0	0	0	0.0	0.0	0	0	0	0	0	0	0	0	0	0	0	0	0	0	0	0	0	0	0	W	25-20
12/24	at Cowboys																									L	34-40	
01/01	Saints	P	0	0	0	0.0	0.0	0	0	0	0	0	0	0	0	0	0	0	0	0	0	0	0	0	0	0	L	10-20
01/08	Giants	P	0	0	0	0.0	0.0	0	0	0	0	0	0	0	0	0	0	0	0	0	0	0	0	0	0	0	W	22-16
2022 TOTALS		16-0	1	0	1	0.0	0.0	0	0	0	0	0	0	0	0	0	0	0	0	0	0	0	0	0	0	0	14-3	

2023 GAME-BY-GAME POSTSEASON STATISTICS (STEELERS)

DATE	OPPONENT	P/S	TACKLES							INTERCEPTIONS					O. FUMB			ST			MISC		W/L	SCORE				
			TK	S	A	SK	YDS	TFL	YDS	QBH	NO	YDS	LG	TD	PD	FF	FR	TD	YDS	TK	S	A			FF	FR	S	A
01/15	at Bills	P	0	0	0	0.0	0.0	0	0	0	0	0	0	0	0	0	0	0	0	0	0	0	0	0	0	0	L	17-31
2023 TOTALS		1-0	0	0	0	0.0	0.0	0	0	0	0	0	0	0	0	0	0	0	0	0	0	0	0	0	0	0	0-1	

2022 GAME-BY-GAME POSTSEASON STATISTICS (EAGLES)

DATE	OPPONENT	P/S	TACKLES							INTERCEPTIONS					O. FUMB			ST			MISC		W/L	SCORE			
			TK	S	A	SK	YDS	TFL	YDS	QBH	NO	YDS	LG	TD	PD	FF	FR	TD	YDS	TK	S	A			FF	FR	S
01/21	Giants																									W	38-7
01/29	49ers																									W	31-7
02/12	Chiefs																									L	35-38
2022 TOTALS			0	0	0	0.0	0.0	0	0	0	0	0	0	0	0	0	0	0	0	0	0	0	0	0	0	0	2-1



CAMERON P JOHNSTON

HEIGHT: 5-11
WEIGHT: 194
COLLEGE: Ohio State
BORN: February 24, 1992

HOW ACQUIRED: FA '24
NFL EXPERIENCE: 7th year
BIRTHPLACE: Geelong, Australia



PRO CAREER

- † Has played in 95 regular-season games over his six-year NFL career (Philadelphia 2018-20; Houston 2021-23)
- † Has punted 445 times for 21,029 yards (47.3 avg. / 42.3 net) with 28 touchbacks and 182 punts inside of the 20-yard line
- † Since 2018, ranks in the Top-10 among punters in punts (2nd—445), punting yards (2nd—21,029), net punting yards (2nd—18,855), punts inside of the 20-yard line (2nd—182), punts inside of the 10-yard line (t-2nd—67) and punts inside of the five-yard line (4th—21)
- † Made NFL debut in Week 1 of 2018 (vs. Atlanta)

2023 (TEXANS)

- † Played in 13 regular-season games
- † Punted 66 times for 3,145 yards (47.7 avg.) with 30 of those punts landing inside the 20-yard line
- † Made his season debut at Atlanta in Week 5 and punted six times for 234 yards (39.0 avg.)
- † Punted six times for 287 yards (47.8 avg.) in Week 8 at Carolina, including a 74-yard punt from his own end zone, marking the longest punt in franchise history
- † Recorded four punts for 184 yards (46.0 avg.) in the AFC Wild Card win vs. Cleveland
- † Punted five times for 217 yards (43.4 avg.) in the Divisional Round at Baltimore

2022 (TEXANS)

- † Played in 17 regular-season games
- † Punted 88 times for 4,229 gross yards (48.1 avg.), 3,735 net yards (42.6 avg.), landing 37 punts inside the 20-yard line
- † Tied his own single-season career highs in gross punt average and punts inside the 20-yard line
- † Led the AFC and tied for the second highest mark in the NFL with his 37 punts inside of the 20-yard line, which also tied his own Texans single-season record
- † Punted inside the 20-yard line on 42.05 percent of his punts, which also topped the AFC (min. 70 punts) and was fourth best in the NFL (min. 70 punts), as well as the fourth-highest single-season mark in Texans history
- † Averaged 42.6 net yards per punt, ranking second in the AFC (min. 60 punts), while averaging 48.1 gross yards per punt, which ranked third in the AFC (min. 60 punts)
- † In Week 3 at Chicago, landed 5-of-5 punts inside the 20-yard line, marking the first time in his career that 100 percent of his kicks landed inside the 20-yard line (min. three punts)

2021 (TEXANS)

- † Played in 17 regular-season games
- † Punted 88 times for 4,108 yards, both career highs, for an average of 46.7 yards per punt
- † Posted a career-high 3,673 net punting yards (41.7 avg.)
- † Pinned a franchise-record and career-high 37 punts inside the 20-yard line, finishing with the second-most punts inside the 20-yard line in the NFL
- † Recorded five punts for 251 yards (50.2 avg.) with one punt inside the 20-yard line in Week 4 at Buffalo
- † Punted five times for 212 yards (42.4 avg.), including a long of 55 yards and four punts inside the 20-yard line in Week 6 at Indianapolis
- † Logged seven punts for 344 yards (49.1 avg.) with a career-long punt of 69 yards in Week 7 at Arizona and pinned a career-high two punts within the five-yard line
- † Punted seven times for 364 yards (52.0 avg.), including a long of 63 yards, and pinned two punts inside the 20-yard line in Week 8 vs. L.A. Rams
- † Punted seven times for 307 yards (43.9 avg.), including a long of 52 yards, and tied a career high with five punts inside the 20-yard line in Week 11 at Tennessee
- † Booted five punts for 236 yards (47.2 avg.), including a long of 56 yards in Week 12 vs. N.Y. Jets
- † Punted six times for 302 yards (50.3 avg.) with a long of 60 yards, pinning one punt inside the 20-yard line in Week 13 vs. Indianapolis
- † Recorded four punts for 193 yards (48.3 avg.) with a long of 55 yards, pinning three punts inside the 20-yard line in Week 15 at Jacksonville
- † Punted seven times for 328 yards (46.9 avg.) with a long of 53 yards, pinning one punt inside the 20-yard line in Week 17 at San Francisco

2020 (EAGLES)

- † Played in 16 regular-season games
- † Finished fourth in the NFL in both punting yards (3,318) and net punting yards (2,924), while also tying for sixth in the league in punts inside the 20-yard line (26)
- † Logged a season-best 53.6 punting average and 50.2 net punting average in Week 1 at Washington
- † Notched a season-high 307 punt yards on six punts (47.3 avg.) in Week 4 at San Francisco
- † Tallied three punts inside the 20-yard line in Week 13 at Green Bay

2019 (EAGLES)

- † Played in 16 regular-season games
- † Punted 71 times for 3,292 yards (46.4 avg.) with 28 punts inside the 20-yard line and only four touchbacks on the season
- † Recorded eight punts for a season-high 387 yards (48.4 avg.), including a season-long 61-yard punt in Week 11 vs. New England
- † Posted a career-high five punts inside the 20-yard line in Week 14 vs. N.Y. Giants

2018 (EAGLES)

- ✦ Played in 16 regular-season games
- ✦ Set single-season franchise records in gross punting average (48.1) and net punting average (42.7)
- ✦ Ranked third and fourth, respectively, in the NFL in those categories
- ✦ Finished tied for fifth in the NFL in punts over 60 yards (five)
- ✦ Amassed a season-high 31.3 punting yards on six punts (52.2 avg.) in Week 1 vs. Atlanta
- ✦ Logged a season-long 68-yard punt in Week 4 at Tennessee
- ✦ Appeared in the NFC Divisional Round matchup at New Orleans and notched five punts for 241 yards (48.2 avg.) with three punts inside the 20-yard line

2017 (EAGLES)

- ✦ Signed as a college free agent and spent the offseason with the team

TRANSACTIONS

- ✦ Signed a three-year contract with Pittsburgh on March 19, 2024
- ✦ Signed a three-year contract with Houston on March 30, 2021
- ✦ Signed a one-year contract with Philadelphia on March 12, 2020
- ✦ Signed by the Eagles on Jan. 3, 2018
- ✦ Waived by Philadelphia on Sept. 2, 2017
- ✦ Signed with the Eagles as an undrafted rookie free agent on May 11, 2017

PERSONAL

- ✦ Attended St. Joseph's College in Newtown, Australia
- ✦ Came out of the Melbourne-based punter/kicker training ground Prokick Australia and was a former Australian Rules football player for Melbourne Football Club

COLLEGE

- ✦ Played four seasons at Ohio State (2013-16)
- ✦ Named Big Ten Eddleman-Fields Punter of the Year and was a second-team All-America selection as a senior (2016) after totaling 57 punts for 2,614 yards (46.7 avg.)
- ✦ Earned second-team All-Big Ten Conference in his junior season (2015) after ranking second in the Big Ten in punting average (43.9), punts inside the 20-yard line (26) and 50-plus yard punts (18)
- ✦ Led the Big Ten with a 45.1-yard punting average on 48 punts as a sophomore (2014)
- ✦ Garnered second-team freshman All-American honors by College Football News in his true freshman season (2013) after leading all Big Ten punters with a 44.0 punting average

CAMERON JOHNSTON'S NFL REGULAR SEASON PUNTING STATISTICS

DATE	TEAM	GP	NO.	YDS.	AVG.	OPP. RET.	YDS.	NET YDS.	AVG.	TB	IN20	LG	BK
2017	Eagles	0	0	0	0.0	0	0	0	0.0	0	0	0	0
2018	Eagles	16	61	2,937	48.1	31	194	2,603	42.7	7	24	68	0
2019	Eagles	16	71	3,292	46.4	32	207	3,005	42.3	4	28	61	0
2020	Eagles	16	71	3,318	46.7	43	274	2,924	40.6	6	26	66	1
2021	Texans	17	88	4,108	46.7	45	355	3,673	41.7	4	37	69	0
2022	Texans	17	88	4,229	48.1	45	401	3,748	42.6	4	37	67	0
2023	Texans	13	66	3,145	47.7	29	183	2,902	44.0	3	30	74	0
NFL TOTALS		95	445	21,029	47.3	225	1,614	18,855	42.3	28	182	74	1

CAMERON JOHNSTON'S NFL POSTSEASON PUNTING STATISTICS

DATE	TEAM	GP	NO.	YDS.	AVG.	OPP. RET.	YDS.	NET YDS.	AVG.	TB	IN20	LG	BK
2018	Eagles	2	10	467	46.7	3	8	459	45.9	0	4	54	0
2019	Eagles	1	3	136	45.3	1	5	131	43.7	0	1	46	0
2023	Texans	2	9	401	44.6	2	13	368	40.9	1	5	54	0
NFL TOTALS		5	22	1,004	45.6	6	26	958	43.5	1	10	54	0

SINGLE-GAME HIGHS: PUNTER

Punts	8 at New York Jets, Dec 10, 2023 8 vs. Tennessee Titans, Oct 30, 2022 ...2 more at 8.	Longest Punts	74 at Carolina Panthers, Oct 29, 2023 69 vs. Denver Broncos, Dec 03, 2023 ...1 more at 69.
Gross Punting Yards	405 at New York Jets, Dec 10, 2023 387 vs. New York Giants, Dec 09, 2019 ...1 more at 387.	Inside the 20	5 at Chicago Bears, Sep 25, 2022 5 at Tennessee Titans, Nov 21, 2021 ...1 more at 5.
Gross Punting Avg	58.0 vs. Tampa Bay Buccaneers, Nov 05, 2023 56.0 at Tampa Bay Buccaneers, Sep 16, 2018	Rush Attempts	1 at Indianapolis Colts, Jan 06, 2024
Net Punting Yards	388 at New York Jets, Dec 10, 2023 362 vs. Los Angeles Rams, Oct 31, 2021	Special Teams Tackles	1 vs. Chicago Bears, Nov 03, 2019 1 vs. Detroit Lions, Sep 22, 2019 ...2 more at 1.
Net Punting Avg	52.3 at Los Angeles Rams, Dec 16, 2018 51.7 vs. Los Angeles Rams, Oct 31, 2021		

SINGLE-GAME HIGHS - POSTSEASON: PUNTER

Punts	5 at Baltimore Ravens, Jan 20, 2024	Net Punting Avg	46.6 at New Orleans Saints, Jan 13, 2019
	5 at New Orleans Saints, Jan 13, 2019		45.2 at Chicago Bears, Jan 06, 2019
	5 at Chicago Bears, Jan 06, 2019		43.7 vs. Seattle Seahawks, Jan 05, 2020
	4 vs. Cleveland Browns, Jan 13, 2024		41.2 at Baltimore Ravens, Jan 20, 2024
	3 vs. Seattle Seahawks, Jan 05, 2020		40.5 vs. Cleveland Browns, Jan 13, 2024
Gross Punting Yards	241 at New Orleans Saints, Jan 13, 2019	Longest Punts	54 at Baltimore Ravens, Jan 20, 2024
	226 at Chicago Bears, Jan 06, 2019		54 at New Orleans Saints, Jan 13, 2019
	217 at Baltimore Ravens, Jan 20, 2024		53 at Chicago Bears, Jan 06, 2019
	184 vs. Cleveland Browns, Jan 13, 2024		49 vs. Cleveland Browns, Jan 13, 2024
	136 vs. Seattle Seahawks, Jan 05, 2020		46 vs. Seattle Seahawks, Jan 05, 2020
Gross Punting Avg	48.2 at New Orleans Saints, Jan 13, 2019	Inside the 20	3 vs. Cleveland Browns, Jan 13, 2024
	46.0 vs. Cleveland Browns, Jan 13, 2024		3 at New Orleans Saints, Jan 13, 2019
	45.3 vs. Seattle Seahawks, Jan 05, 2020		2 at Baltimore Ravens, Jan 20, 2024
	45.2 at Chicago Bears, Jan 06, 2019		1 vs. Seattle Seahawks, Jan 05, 2020
	43.4 at Baltimore Ravens, Jan 20, 2024		1 at Chicago Bears, Jan 06, 2019
Net Punting Yards	233 at New Orleans Saints, Jan 13, 2019		
	226 at Chicago Bears, Jan 06, 2019		
	206 at Baltimore Ravens, Jan 20, 2024		
	162 vs. Cleveland Browns, Jan 13, 2024		
	131 vs. Seattle Seahawks, Jan 05, 2020		

2023 GAME-BY-GAME REGULAR-SEASON STATISTICS (TEXANS)

DATE	OPPONENT	NO.	YDS.	AVG.	OPP. RET.	YDS.	NET YDS.	AVG	TB	IN20	LG	BK	W/L	SCORE	
09/10	at Ravens												L	9-25	
09/17	Colts						INJURED RESERVE						L	20-31	
09/24	at Jaguars						INJURED RESERVE						W	37-17	
10/01	Steelers						INJURED RESERVE						W	30-6	
10/08	at Falcons	P	6	234	39.0	1	10	224	37.3	0	2	48	0	L	19-21
10/15	Saints	P	5	237	47.4	0	0	217	43.4	1	3	63	0	W	20-13
10/29	at Panthers	P	6	287	47.8	3	12	275	45.8	0	4	74	0	L	13-15
11/05	Buccaneers	P	3	174	58.0	3	22	152	50.7	0	0	62	0	W	39-37
11/12	at Bengals	P	4	169	42.3	1	8	161	40.3	0	2	47	0	W	30-27
11/19	Cardinals	P	2	94	47.0	2	3	91	45.5	0	1	50	0	W	21-16
11/26	Jaguars	P	4	192	48.0	1	22	170	42.5	0	2	53	0	L	21-24
12/03	Broncos	P	7	354	50.6	1	7	307	43.9	2	2	69	0	W	22-17
12/10	at Jets	P	8	405	50.6	3	17	388	48.5	0	2	65	0	L	6-30
12/17	at Titans	P	6	280	46.7	4	17	263	43.8	0	3	56	0	W	19-16+
12/24	Browns	P	6	266	44.3	2	18	248	41.3	0	4	56	0	L	22-36
12/31	Titans	P	3	155	51.7	2	22	133	44.3	0	1	54	0	W	26-3
01/06	at Colts	P	6	298	49.7	3	25	273	45.5	0	4	62	0	W	23-19
2023 TOTALS		13	66	3,145	47.7	26	183	2,902	44.0	3	30	74	0	10-7	

+ - Overtime

2022 GAME-BY-GAME REGULAR-SEASON STATISTICS (TEXANS)

DATE	OPPONENT	NO.	YDS.	AVG.	OPP. RET.	YDS.	NET YDS.	AVG	TB	IN20	LG	BK	W/L/T	SCORE	
09/11	Colts	P	7	318	45.4	5	34	284	40.6	0	3	52	0	T	20-20
09/18	at Broncos	P	5	268	53.6	4	59	209	41.8	0	2	64	0	L	9-16
09/25	at Bears	P	5	242	48.4	2	1	241	48.2	0	5	56	0	L	20-23
10/02	Chargers	P	3	156	52.0	2	24	132	44.0	0	1	55	0	L	24-34
10/09	at Jaguars	P	6	293	48.8	2	21	252	42.0	1	3	58	0	W	13-6
10/23	at Raiders	P	1	55	55.0	1	0	55	55.0	0	1	55	0	L	20-38
10/30	Titans	P	8	374	46.8	4	40	334	41.8	0	3	60	0	L	10-17
11/03	Eagles	P	4	208	52.0	1	8	160	40.0	2	1	67	0	L	17-29
11/13	at Giants	P	5	229	45.8	2	2	227	45.4	0	2	52	0	L	16-24
11/20	Commanders	P	6	286	47.7	4	22	264	44.0	0	1	53	0	L	10-23
11/27	at Dolphins	P	7	350	50.0	3	22	328	46.9	0	2	56	0	L	15-30
12/04	Browns	P	7	354	50.6	3	86	248	35.4	1	2	64	0	L	14-27
12/11	at Cowboys	P	4	197	49.3	2	9	188	47.0	0	2	60	0	L	23-27
12/18	Chiefs	P	5	234	46.8	2	8	226	45.2	0	2	52	0	L	24-30+
12/24	at Titans	P	5	221	44.2	2	16	205	41.0	0	2	53	0	W	19-14
01/01	Jaguars	P	6	274	45.7	4	36	238	39.7	0	2	53	0	L	3-31
01/08	at Colts	P	4	170	42.5	2	13	157	39.3	0	3	51	0	W	32-31
2022 TOTALS		17	88	4,229	48.1	45	401	3,748	42.6	4	37	67	0	3-13-1	

+ - Overtime

2021 GAME-BY-GAME REGULAR-SEASON STATISTICS (TEXANS)

DATE	OPPONENT		NO.	YDS.	AVG.	OPP. RET.	YDS.	NET YDS.	AVG	TB	IN20	LG	BK	W/L	SCORE
09/12	Jaguars	P	6	266	44.3	2	1	265	44.2	0	3	52	0	W	37-21
09/19	at Browns	P	4	209	52.3	3	22	167	41.8	1	1	56	0	L	21-31
09/23	Panthers	P	6	267	44.5	2	17	250	41.7	0	3	53	0	L	9-24
10/03	at Bills	P	5	251	50.2	4	24	227	45.4	0	1	61	0	L	0-40
10/10	Patriots	P	3	99	33.0	1	13	86	28.7	0	1	54	0	L	22-25
10/17	at Colts	P	5	212	42.4	2	8	204	40.8	0	4	55	0	L	3-31
10/24	at Cardinals	P	7	344	49.1	2	27	297	42.4	1	2	69	0	L	5-31
10/31	Rams	P	7	364	52.0	3	2	362	51.7	0	2	63	0	L	22-38
11/07	at Dolphins	P	5	235	47.0	3	31	204	40.8	0	3	58	0	L	9-17
11/21	at Titans	P	7	307	43.9	4	20	287	41.0	0	5	52	0	W	22-13
11/28	Jets	P	5	236	47.2	1	17	219	43.8	0	2	56	0	L	14-21
12/05	Colts	P	6	302	50.3	5	37	265	44.2	0	1	60	0	L	0-31
12/12	Seahawks	P	5	229	45.8	2	31	178	35.6	1	1	58	0	L	13-33
12/19	at Jaguars	P	4	193	48.3	3	49	144	36.0	0	3	55	0	W	30-16
12/26	Chargers	P	1	53	53.0	0	0	53	53.0	0	0	53	0	W	41-29
01/02	at 49ers	P	7	328	46.9	4	33	275	39.3	1	1	53	0	L	7-23
01/09	Titans	P	5	213	42.6	4	23	190	38.0	0	4	50	0	L	25-28
2021 TOTALS			17	88	4,108	46.7	45	355	3,673	41.7	4	37	69	0	4-13

2020 GAME-BY-GAME REGULAR-SEASON STATISTICS (EAGLES)

DATE	OPPONENT		NO.	YDS.	AVG.	OPP. RET.	YDS.	NET YDS.	AVG	TB	IN20	LG	BK	W/L/T	SCORE
09/13	at Football Team	P	5	268	53.6	5	17	251	50.2	0	3	62	0	L	17-27
09/20	Rams	P	2	121	60.5	1	8	93	46.5	1	1	62	0	L	19-37
09/27	Bengals	P	6	284	47.3	4	37	247	41.2	0	3	56	0	T	23-23
10/04	at 49ers	P	6	307	51.2	2	6	281	46.8	1	3	61	0	W	25-20
10/11	at Steelers	P	2	100	50.0	2	12	88	44.0	0	0	51	0	L	29-38
10/18	Ravens	P	6	295	49.2	5	43	252	42.0	0	1	66	0	L	28-30
10/22	Giants	P	5	255	51.0	2	19	236	47.2	0	1	57	0	W	22-21
11/01	Cowboys	P	2	83	41.5	1	4	59	29.5	1	0	43	0	W	23-9
11/15	at Giants	P	5	236	47.2	4	47	189	37.8	0	2	56	0	L	17-27
11/22	at Browns	P	6	249	41.5	4	22	207	34.5	1	1	52	0	L	17-22
11/30	Seahawks	P	5	245	49.0	4	27	218	43.6	0	1	63	0	L	17-23
12/06	at Packers	P	5	211	42.2	1	0	211	42.2	0	3	53	0	L	16-30
12/13	Saints	P	3	140	46.7	2	6	134	44.7	0	1	54	0	W	24-21
12/20	at Cardinals	P	3	115	38.3	2	0	95	23.8	1	1	42	1	L	26-33
12/27	at Cowboys	P	5	183	36.6	2	6	177	35.4	0	3	51	0	L	17-37
01/03	Football Team	P	5	226	45.2	2	20	186	37.2	1	2	49	0	L	14-20
2020 TOTALS			16	71	3,318	46.7	43	274	2,924	40.6	6	26	66	1	4-11-1

2019 GAME-BY-GAME REGULAR-SEASON STATISTICS (EAGLES)

DATE	OPPONENT		NO.	YDS.	AVG.	OPP. RET.	YDS.	NET YDS.	AVG	TB	IN20	LG	BK	W/L	SCORE
09/08	Redskins	P	3	154	51.3	1	11	143	47.7	0	1	54	0	W	32-27
09/15	at Falcons	P	4	209	52.3	3	12	197	49.3	0	3	57	0	L	20-24
09/22	Lions	P	3	144	48.0	1	24	120	40.0	0	1	57	0	L	24-27
09/26	at Packers	P	4	167	41.8	1	0	167	41.8	0	3	51	0	W	34-27
10/06	Jets	P	5	234	46.8	2	12	222	44.4	0	3	60	0	W	31-6
10/13	at Vikings	P	3	131	43.7	1	6	125	41.7	0	1	47	0	L	20-38
10/20	at Cowboys	P	3	152	50.7	2	12	140	46.7	0	0	52	0	L	10-37
10/27	at Bills	P	4	184	46.0	0	0	144	36.0	2	0	60	0	W	31-13
11/03	Bears	P	5	245	49.0	4	36	209	41.8	0	1	53	0	W	22-14
11/17	Patriots	P	8	387	48.4	3	23	344	43.0	1	2	61	0	L	10-17
11/24	Seahawks	P	4	164	41.0	3	20	144	36.0	0	0	46	0	L	9-17
12/01	at Dolphins	P	3	128	42.7	2	0	128	42.7	0	2	46	0	L	31-37
12/09	Giants	P	8	387	48.4	2	11	356	44.5	1	5	60	0	W	23-17+
12/15	at Redskins	P	3	140	46.7	2	8	132	44.0	0	2	54	0	W	37-27
12/22	Cowboys	P	4	163	40.8	1	10	153	38.3	0	1	45	0	W	17-9
12/29	at Giants	P	7	303	43.3	4	22	281	40.1	0	3	51	0	W	34-17
2019 TOTALS			16	71	3,292	46.4	32	207	3,005	42.3	4	28	61	0	9-7

+ - Overtime

2018 GAME-BY-GAME REGULAR-SEASON STATISTICS (EAGLES)

DATE	OPPONENT		NO.	YDS.	AVG.	OPP. RET.	YDS.	NET YDS.	AVG	TB	IN20	LG	BK	W/L	SCORE
09/06	Falcons	P	6	313	52.2	2	11	282	47.0	1	1	65	0	W	18-12
09/16	at Buccaneers	P	5	280	56.0	4	29	231	46.2	1	3	65	0	L	21-27
09/23	Colts	P	3	128	42.7	1	2	126	42.0	0	0	52	0	W	20-16
09/30	at Titans	P	6	308	51.3	2	8	240	40.0	3	2	68	0	L	23-26+
10/07	Vikings	P	4	187	46.8	2	22	165	41.3	0	2	57	0	L	21-23
10/11	at Giants	P	5	240	48.0	3	0	240	48.0	0	2	53	0	W	34-13
10/21	Panthers	P	3	135	45.0	2	12	123	41.0	0	1	53	0	L	17-21
10/28	at Jaguars	P	3	155	51.7	2	31	124	41.3	0	0	60	0	W	24-18
11/11	Cowboys	P	2	88	44.0	1	0	88	44.0	0	2	49	0	L	20-27
11/18	at Saints	P	4	159	39.8	2	13	146	36.5	0	2	46	0	L	7-48
11/25	Giants	P	4	201	50.3	2	25	156	39.0	1	2	59	0	W	25-22
12/03	Redskins	P	2	93	46.5	1	1	92	46.0	0	1	50	0	W	28-13
12/09	at Cowboys	P	6	276	46.0	2	14	262	43.7	0	3	53	0	L	23-29+
12/16	at Rams	P	3	155	51.7	2	-2	157	52.3	0	2	56	0	W	30-23
12/23	Texans	P	2	96	48.0	1	8	68	34.0	1	0	48	0	W	32-30
12/30	at Redskins	P	3	123	41.0	2	20	103	34.3	0	1	45	0	W	24-0
2018 TOTALS			16	61	2,937	48.1	31	194	2,603	42.7	7	24	68	0	9-7

+ - Overtime

2017 GAME-BY-GAME REGULAR-SEASON STATISTICS (EAGLES)

DATE	OPPONENT		NO.	YDS.	AVG.	OPP. RET.	YDS.	NET YDS.	AVG	TB	IN20	LG	BK	W/L	SCORE	
09/10	at Redskins													W	30-17	
2017 TOTALS							0	0	0	0.0	0	0	0	0	1-0	

2023 GAME-BY-GAME POSTSEASON STATISTICS (TEXANS)


DATE	OPPONENT		NO.	YDS.	AVG.	OPP. RET.	YDS.	NET YDS.	AVG	TB	IN20	LG	BK	W/L	SCORE				
01/13	Browns	P	4	184	46.0	1	2	162	40.5	1	3	49	0	W	45-14				
01/20	at Ravens	P	5	217	43.4	1	11	206	41.2	0	2	54	0	L	10-34				
2023 TOTALS							2	9	401	44.6	2	13	368	40.9	1	5	54	0	1-1

2019 GAME-BY-GAME POSTSEASON STATISTICS (EAGLES)

DATE	OPPONENT		NO.	YDS.	AVG.	OPP. RET.	YDS.	NET YDS.	AVG	TB	IN20	LG	BK	W/L	SCORE				
01/05	Seahawks	P	3	136	45.3	1	5	131	43.7	0	1	46	0	L	9-17				
2019 TOTALS							1	3	136	45.3	1	5	131	43.7	0	1	46	0	0-1

2018 GAME-BY-GAME POSTSEASON STATISTICS (EAGLES)

DATE	OPPONENT		NO.	YDS.	AVG.	OPP. RET.	YDS.	NET YDS.	AVG	TB	IN20	LG	BK	W/L	SCORE				
01/06	at Bears	P	5	226	45.2	0	0	226	45.2	0	1	53	0	W	16-15				
01/13	at Saints	P	5	241	48.2	3	8	233	46.6	0	3	54	0	L	14-20				
2018 TOTALS							2	10	467	46.7	3	8	459	45.9	0	4	54	0	1-1



BRODERICK ^{OT} JONES

HEIGHT: 6-5
WEIGHT: 311
COLLEGE: Georgia
BORN: May 16, 2001

HOW ACQUIRED: 01 '23
NFL EXPERIENCE: 2nd year
BIRTHPLACE: Lithonia, GA

77



PRO CAREER

- ✦ Has played in 17 regular-season games (11 starts) in his one-year NFL career (Pittsburgh 2023)
- ✦ Made NFL debut in Week 1 of 2023 (vs. San Francisco)
- ✦ Made NFL starting debut in Week 5 of 2023 (vs. Baltimore)

2023 (STEELERS)

- ✦ Played in all 17 regular-season games (11 starts) at right tackle
- ✦ Allowed four sacks and whistled for two penalties all season, according to Pro Football Focus
- ✦ Blocked for RB Najee Harris to run for 1,000-plus yards on the season, including a season-high 122 yards in Week 17 at Seattle
- ✦ Helped a Pittsburgh rush offense rank in the top five after Week 9 in rushes (323, 1st), rush yards (1,452, 2nd), longest rush (74t, 2nd), yards after contact/rush (3.37, 2nd), 10+ yard rushes (39, 4th), first downs by rush (79, 3rd), rush TDs (13, t-2nd), rushes/game (32.3, 2nd), rush yards/game (145.2, 2nd) and 10+ yard rushes/game (3.90, 5th)
- ✦ Part of an offensive line that did not allow a sack in two games and just one sack in four games
- ✦ Played all 766 offensive snaps

TRANSACTIONS

- ✦ Signed four-year contract with Pittsburgh on June 23, 2023
- ✦ Drafted by the Steelers in the first round (14th overall) of the 2023 NFL Draft

PERSONAL

- ✦ Selected to represent Team Pressure in the 2020 Under Armour All-America Game, where he was regarded as one of the top offensive linemen
- ✦ 247sports.com composite five-star prospect
- ✦ Ranked as the No. 11 prospect nationally, the No. 2 offensive tackle prospect and No. 3 prospect from the state of Georgia
- ✦ ESPN.com five-star prospect, the No. 9 prospect nationally, No. 1 offensive tackle prospect nationally, No. 5 prospect in the Southeast region and No. 3 in Georgia
- ✦ PrepStar Magazine five-star prospect, ranked No. 18 prospect nationally, the No. 2 offensive tackle and a member of the Team 150 Dream Team
- ✦ Rivals.com five-star prospect, No. 5 prospect nationally, No. 2 offensive tackle nationally, No. 2 player from Georgia
- ✦ Named a unanimous selection to the 2019 Class 5A All-State First Team offense by the Georgia Sports Writers Association and the Atlanta Journal-Constitution
- ✦ As a senior, he led the Bulldogs to wins in three of their last four region games to claim a No. 3 seed in the GHSA Class 5A playoffs
- ✦ Paved the way for a Lithonia offense that averaged 25.1 points per game in the regular season, as well as 3,106 yards of offense (282.4 yards per game)
- ✦ Registered 11 pancake blocks on the line, as well as 17 tackles, five tackles for loss and four sacks for 36 yards lost as a defensive tackle
- ✦ 2019 AJC Super 11 selection, joining 28 previous Super 11 honorees to play under head coach Kirby Smart at Georgia
- ✦ Named to the USA Today 2018 ALL-USA Georgia First Team offense following his junior campaign, as well as a Class 5A first team selection by the Georgia Association of Coaches
- ✦ Tabbed for the 2018 MaxPreps Preseason Junior All-American Second Team offense
- ✦ Competed at the 2019 Under Armour Future 50 event as a junior, emerging as one of the nation's top offensive linemen
- ✦ Skilled post player on the Lithonia varsity basketball team, helping lead the Bulldogs to the Class 5A Final Four with a 21-10 record (10-3 in Region 5) as a junior
- ✦ Full name Broderick Bernard Jones
- ✦ Recipient of the Heyward Allen Football Scholarship

COLLEGE

- ✦ Appeared in 32 games (19 starts) at Georgia (2020-22)
- ✦ Helped the Bulldogs to consecutive National Championships (2021, 2022)
- ✦ Named Associated Press All-SEC First-Team in 2022
- ✦ Allowed just two sacks (both in 2021) on 636 career pass block snaps
- ✦ Named Coaches' Freshman All-SEC Team in 2021
- ✦ Played in every game, starting the last four games of the regular season at left tackle for Georgia's nation title-winning season in 2021

BRODERICK JONES' NFL REGULAR SEASON DEFENSIVE STATISTICS

DATE	TEAM	GP	GS	TACKLES							INTERCEPTIONS							O. RUMB.							ST						MISC.						
				TK	S	A	TFL	YDS	SK	YDS	QBH	NO	YDS	LG	TD	PD	FF	FR	TD	YDS	TK	S	A	FF	FR	S	A										
2023	Steelers	17	11	0	0	0	0	0	0	0	0	0	0	0	0	0	0	0	0	0	0	0	0	0	0	0	0	0	0	0	0	0	0	0	0	0	
NFL TOTALS		17	11	0	0	0	0	0	0	0	0	0	0	0	0	0	0	0	0	0	0	0	0	0	0	0	0	0	0	0	0	0	0	0	0	0	0

BRODERICK JONES' NFL POSTSEASON DEFENSIVE STATISTICS

DATE	TEAM	GP	GS	TACKLES							INTERCEPTIONS					O. FUMB				ST			MISC			
				TK	S	A	TFL	YDS	SK	YDS	QBH	NO	YDS	LG	TD	PD	FF	FR	TD	YDS	TK	S	A	FF	FR	S
2023	Steelers	1	1	0	0	0	0	0	0.0	0.0	0	0	0	0	0	0	0	0	0	0	0	0	0	0	0	0
NFL TOTALS		1	1	0	0	0	0	0	0.0	0.0	0	0	0	0	0	0	0	0	0	0	0	0	0	0	0	0



DAMONTAE^s KAZEE

HEIGHT: 5-11
WEIGHT: 174
COLLEGE: San Diego State
BORN: June 5, 1993

HOW ACQUIRED: FA '22
NFL EXPERIENCE: 8th year
BIRTHPLACE: San Bernardino, CA



PRO CAREER

- ✦ Has played in 92 games (62 starts) in his seven-year NFL career (Atlanta, 2017-20; Dallas, 2021; Pittsburgh, 2022-23)
- ✦ Has registered 318 tackles (218 solo), three tackles for loss, 22 passes defended, 16 interceptions, seven forced fumbles and two fumble recoveries
- ✦ As a rookie in 2017, played in all 16 games before earning the starting role in his second season (2018), where he started the final 15 games
- ✦ Finished with career-highs in tackles (80), interceptions (seven) and passes defended (10) in 2018
- ✦ His seven interceptions in 2018 were tied for the most in the NFL
- ✦ Made NFL debut in Week 1 of 2017 (at Chicago)
- ✦ Made NFL starting debut in Week 4 of 2017 (vs. Buffalo)

2023 (STEELERS)

- ✦ Played in 14 regular-season games (nine starts)
- ✦ Registered 61 tackles (45 solo), two interceptions, three passes defended and two fumble recoveries
- ✦ Picked off Green Bay QB Jordan Love on the Packers' final drive of the game to secure a 23-19 victory in Week 10
- ✦ Registered an interception from Jacksonville QB Trevor Lawrence and returned it for seven yards in Week 8
- ✦ Recorded six tackles (six solo) and recovered a fumble in Week 2 vs. Cleveland
- ✦ Recovered a fumble in Week 5 vs. Baltimore

2022 (STEELERS)

- ✦ Played in nine regular-season games (four starts) after spending the first 10 weeks of the season on the Reserve/Injured List
- ✦ Registered 19 tackles (11 solo), two interceptions and two passes defended
- ✦ Picked off Saints QB Andy Dalton in his first game with Pittsburgh in Week 10
- ✦ Caught an interception from Browns QB Deshaun Watson and returned it for 12 yards in Week 18

2021 (COWBOYS)

- ✦ Played in 17 regular-season games (15 starts)
- ✦ Recorded 51 tackles (34 solo), four passes defended, two forced fumbles and two interceptions
- ✦ Registered eight tackles (three solo) in one postseason start vs. San Francisco

2020 (FALCONS)

- ✦ Started the first four regular-season games, before an Achilles injury forced him on Reserve/Injured for the remainder of the season
- ✦ Registered 20 tackles (17 solo) and a forced fumble
- ✦ Recorded a season-best eight tackles in Week 2 at Dallas
- ✦ Forced a fumble in Week 3 vs. Chicago
- ✦ Registered five tackles (three solo) in two quarters in Week 4 at Green Bay before suffering the injury

2019 (FALCONS)

- ✦ Played in all 16 regular-season games for the third straight season (14 starts)
- ✦ Registered 69 tackles, two tackles for loss, three interceptions and three breakups with five tackles and a forced fumble on special teams
- ✦ Recorded an interception in Week 11 at Carolina, then tied his career-best with nine tackles in Week 12 vs. Tampa Bay
- ✦ Notched his first career multi-interception game, picking off two passes while also forcing a fumble on special teams in Week 14 vs. Carolina

2018 (FALCONS)

- ✦ Played in all 16 regular-season games (15 starts) and registered career-highs in tackles (80), interceptions (seven - tied for the NFL lead) and pass breakups (10), along with a forced fumble on defense while adding two tackles on special teams
- ✦ Tied his career-high with nine tackles in Week 3 vs. New Orleans before starting a string of three consecutive games with an interception - the first of his career coming in Week 4 vs. Cincinnati, followed by one each in Week 5 at Pittsburgh and Week 6 vs. Tampa Bay
- ✦ Had a pick in back-to-back games in Week 9 at Washington and Week 10 at Cleveland then had one more in Week 12 at New Orleans
- ✦ Registered five tackles (four solo) and his seventh interception in Week 17 at Tampa Bay

2017 (FALCONS)

- ✦ Played in all 16 regular-season games (one start), and tallied 18 tackles and a forced fumble while tallying five stops and a forced fumble on special teams
- ✦ Added three special teams stops and a forced fumble in three postseason games played
- ✦ Made his NFL debut in the opener at Chicago and had a tackle, a stop and forced fumble on special teams
- ✦ Made his first career start in Week 4 vs. Buffalo and led the team with a career-best nine tackles along with a forced fumble
- ✦ Notched a five-tackle game in Week 12 vs. Tampa Bay
- ✦ Appeared in his first postseason contest, finishing the Wild Card Game at L.A. Rams with three tackles and a forced fumble on special teams

TRANSACTIONS

- † Signed a two-year contract with Pittsburgh on Mar. 14, 2023
- † Signed a one-year contract with Pittsburgh on May 1, 2022
- † Signed a one-year contract with Dallas on Mar. 26, 2021
- † Signed a four-year contract with Atlanta on May 9, 2017
- † Drafted by the Falcons in the fifth round (149th overall) of the 2017 NFL Draft

PERSONAL

- † Three-time all-CIF athlete who played both sides of the ball at Cajon High in San Bernardino, Calif.
- † Helped the Cowboys to a 9-2 overall record in 2011, including a 6-1 mark in league play
- † Recorded 27 tackles, two interceptions and a forced fumble on defense during his senior year
- † Scouts, Inc. rated him as a three-star recruit and gave him a grade of 75
- † In high school, he lettered in football, basketball and track
- † Full name is Damontae T. Kazee
- † Born June 5, 1993, in San Bernardino, Calif.
- † Son of La-trease and Walter Kazee
- † Has three brothers and two sisters
- † Brother, Walter, was a four-year running back for the Aztecs from 2009-12
- † Graduated with a degree in criminal justice

COLLEGE

- † Played in 53 games (41 starts)
- † Started the final 41 games he played at cornerback for San Diego State and left as the school's all-time interceptions leader (17), while ranking sixth with 30 breakups, tied for sixth with six forced fumbles and seventh with 214 interception yards
- † Became the first player in program history with six-or-more picks in consecutive seasons and was a two-time Mountain West Defensive Player of the Year as a junior and senior (2015-16)
- † Became the first cornerback in Mountain West Conference history to win the defensive player of the year award twice and the fifth player overall, joining Tank Carder (2010-11 at TCU), Jerry Hughes (2008-09 at TCU), Eric Weddle (2005-06 at Utah) and Kirk Morrison (2003-04 at San Diego State)
- † Ended his senior campaign with 65 tackles, three for loss, seven interceptions (one returned for a touchdown), eight breakups and a hurry
- † Picked off a team-high eight passes to go along with 75 tackles, 5.5 for loss, seven breakups and two forced fumbles in 14 starts in 2015
- † As a sophomore, earned All-Conference second-team honors, starting all 13 games and posting 58 tackles while leading the team with 13 breakups to go with an interception, a fumble recovery, four stops for losses and two hurries
- † Notched 41 tackles, four forced fumbles, two breakups, an interception, a sack and a blocked kick as a redshirt freshman
- † Redshirted as a true freshman in 2012

DAMONTAE KAZEE'S NFL REGULAR SEASON DEFENSIVE STATISTICS

DATE	TEAM	GP	GS	TACKLES							INTERCEPTIONS					O. FUMB			ST			MISC					
				TK	S	A	TFL	YDS	SK	YDS	QBH	NO	YDS	LG	TD	PD	FF	FR	TD	YDS	TK	S	A	FF	FR	S	A
2017	Falcons	16	1	18	10	8	0	0	0.0	0.0	0	0	0	0	0	1	0	0	0	5	4	1	1	0	0	0	0
2018	Falcons	16	15	80	58	22	1	1	0.0	0.0	0	7	54	33	0	10	1	0	0	2	2	0	0	0	0	0	0
2019	Falcons	16	14	69	42	27	2	1	0.0	0.0	0	3	53	22	0	3	0	0	0	5	4	1	1	0	0	0	0
2020	Falcons	4	4	20	17	3	0	0	0.0	0.0	0	0	0	0	0	1	0	0	0	0	0	0	0	0	0	0	0
2021	Cowboys	17	15	51	34	17	0	0	0.0	0.0	0	2	8	8	0	4	2	0	0	1	1	0	0	0	0	0	0
2022	Steelers	9	4	19	11	8	0	0	0.0	0.0	0	2	14	12	0	2	0	0	0	1	0	1	0	0	0	0	0
2023	Steelers	14	9	61	46	15	0	0	0.0	0.0	0	2	37	30	0	3	0	2	0	1	0	0	0	0	0	0	0
NFL TOTALS		92	62	318	218	100	3	2	0.0	0.0	0	16	166	33	0	22	5	2	0	1	14	11	3	2	0	0	0

DAMONTAE KAZEE'S NFL POSTSEASON DEFENSIVE STATISTICS

DATE	TEAM	GP	GS	TACKLES							INTERCEPTIONS					O. FUMB			ST			MISC					
				TK	S	A	TFL	YDS	SK	YDS	QBH	NO	YDS	LG	TD	PD	FF	FR	TD	YDS	TK	S	A	FF	FR	S	A
2017	Falcons	2	0	0	0	0	0	0	0.0	0.0	0	0	0	0	0	0	0	0	0	3	3	0	1	0	0	0	0
2021	Cowboys	1	1	8	3	5	0	0	0.0	0.0	0	0	0	0	0	0	0	0	0	0	0	0	0	0	0	0	0
2023	Steelers	1	1	2	1	1	0	0	0.0	0.0	0	0	0	0	0	0	0	0	0	0	0	0	0	0	0	0	0
NFL TOTALS		4	2	10	4	6	0	0	0.0	0.0	0	0	0	0	0	0	0	0	0	3	3	0	1	0	0	0	0

SINGLE-GAME HIGHS: DEFENSIVE

Total Tackles	9 vs. Tampa Bay Buccaneers, Nov 24, 2019	Interceptions	2 vs. Carolina Panthers, Dec 08, 2019
	9 vs. New Orleans Saints, Sep 23, 2018		1 vs. Green Bay Packers, Nov 12, 2023
	...1 more at 9.		...13 more at 1.
Solo Tackles	7 at Dallas Cowboys, Sep 20, 2020	Interception Return Yards	43 vs. Carolina Panthers, Dec 08, 2019
	7 vs. Cincinnati Bengals, Sep 30, 2018		33 at Cleveland Browns, Nov 11, 2018
	...1 more at 7.	Special Teams Tackles	2 at Philadelphia Eagles, Jan 08, 2022
Passes Defensed	2 vs. Carolina Panthers, Dec 08, 2019		2 vs. Philadelphia Eagles, Sep 15, 2019
	1 at Cincinnati Bengals, Nov 26, 2023		...1 more at 2.
	...19 more at 1.	Special Teams Forced Fumbles	1 vs. Carolina Panthers, Dec 08, 2019
Forced Fumbles	1 vs. Washington Football Team, Dec 26, 2021		1 at Chicago Bears, Sep 10, 2017
	1 at Tampa Bay Buccaneers, Sep 09, 2021	Longest Opp Fumble Return	1 vs. Baltimore Ravens, Oct 08, 2023
	...3 more at 1.		
Fumble Recoveries	1 vs. Cleveland Browns, Sep 18, 2023		
Tackles For Loss	2 vs. Los Angeles Rams, Oct 20, 2019		
	1 vs. New York Giants, Oct 22, 2018		

SINGLE-GAME HIGHS - POSTSEASON: DEFENSIVE

Total Tackles 9 vs. San Francisco 49ers, Jan 16, 2022
 2 at Buffalo Bills, Jan 15, 2024
 Solo Tackles 5 vs. San Francisco 49ers, Jan 16, 2022
 1 at Buffalo Bills, Jan 15, 2024

Special Teams Tackles 3 at Los Angeles Rams, Jan 06, 2018
 Special Teams Forced Fumbles 1 at Los Angeles Rams, Jan 06, 2018

2023 GAME-BY-GAME REGULAR-SEASON STATISTICS (STEELERS)

DATE	OPPONENT	P/S	TACKLES							INTERCEPTIONS				O. FUMB			ST			MISC		W/L	SCORE					
			TK	S	A	SK	YDS	TFL	YDS	QBH	NO	YDS	LG	TD	PD	FF	FR	TD	YDS	TK	S			A	FF	FR	S	A
09/10	49ers	P	4	3	1	0.0	0.0	0	0	0	0	0	0	0	0	0	0	0	0	0	0	0	0	0	0	L	7-30	
09/18	Browns	S	6	6	0	0.0	0.0	0	0	0	0	0	0	0	0	1	0	0	0	0	0	0	0	0	0	W	26-22	
09/24	at Raiders	P	2	2	0	0.0	0.0	0	0	0	0	0	0	0	0	0	0	0	0	0	0	0	0	0	0	W	23-18	
10/01	at Texans	P	3	3	0	0.0	0.0	0	0	0	0	0	0	0	0	0	0	0	0	0	0	0	0	0	0	L	6-30	
10/08	Ravens	P	3	1	2	0.0	0.0	0	0	0	0	0	0	0	0	1	0	0	1	0	0	0	0	0	0	W	17-10	
10/22	at Rams	S	7	4	3	0.0	0.0	0	0	0	0	0	0	0	0	0	0	0	0	0	0	0	0	0	0	W	24-17	
10/29	Jaguars	P	5	5	0	0.0	0.0	0	0	1	7	7	0	1	0	0	0	0	0	0	0	0	0	0	0	L	10-20	
11/02	Titans	S	4	3	1	0.0	0.0	0	0	0	0	0	0	0	0	0	0	0	0	0	0	0	0	0	0	W	20-16	
11/12	Packers	S	5	4	1	0.0	0.0	0	0	1	30	30	0	1	0	0	0	0	0	0	0	0	0	0	0	W	23-19	
11/19	at Browns	S	5	3	2	0.0	0.0	0	0	0	0	0	0	0	0	0	0	0	0	0	0	0	0	0	0	L	10-13	
11/26	at Bengals	S	5	2	3	0.0	0.0	0	0	0	0	0	0	1	0	0	0	0	0	0	0	0	0	0	0	W	16-10	
12/03	Cardinals	S	4	3	1	0.0	0.0	0	0	0	0	0	0	0	0	0	0	0	0	0	0	0	0	0	0	L	10-24	
12/07	Patriots	S	3	3	0	0.0	0.0	0	0	0	0	0	0	0	0	0	0	0	0	0	0	0	0	0	0	L	18-21	
12/16	at Colts	S	5	4	1	0.0	0.0	0	0	0	0	0	0	0	0	0	0	0	0	0	0	0	0	0	0	L	13-30	
12/23	Bengals																									W	34-11	
2023 TOTALS		14-9	61	46	15	0.0	0.0	0	0	0	2	37	30	0	3	0	2	0	1	0	0	0	0	0	0	0	8	7

2022 GAME-BY-GAME REGULAR-SEASON STATISTICS (STEELERS)

DATE	OPPONENT	P/S	TACKLES							INTERCEPTIONS				O. FUMB			ST			MISC		W/L	SCORE						
			TK	S	A	SK	YDS	TFL	YDS	QBH	NO	YDS	LG	TD	PD	FF	FR	TD	YDS	TK	S			A	FF	FR	S	A	
09/11	at Bengals																										W	23-20+	
09/18	Patriots																										L	14-17	
09/22	at Browns																										L	17-29	
10/02	Jets																										L	20-24	
10/09	at Bills																										L	3-38	
10/16	Buccaneers																										W	20-18	
10/23	at Dolphins																										L	10-16	
10/30	at Eagles																										L	13-35	
11/13	Saints																										W	20-10	
11/20	Bengals	P	1	0	1	0.0	0.0	0	0	0	0	0	0	0	0	0	0	0	0	0	0	0	0	0	0	0	L	30-37	
11/28	at Colts	P	1	1	0	0.0	0.0	0	0	0	0	0	0	0	0	0	0	0	0	0	0	0	0	0	0	0	W	24-17	
12/04	at Falcons	S	1	1	0	0.0	0.0	0	0	0	0	0	0	0	0	0	0	0	0	0	0	0	0	0	0	0	W	19-16	
12/11	Ravens	S	3	2	1	0.0	0.0	0	0	0	0	0	0	0	0	0	0	0	0	1	0	1	0	0	0	0	L	14-16	
12/18	at Panthers	P	1	0	1	0.0	0.0	0	0	0	0	0	0	0	0	0	0	0	0	0	0	0	0	0	0	0	W	24-16	
12/24	Raiders	S	4	4	0	0.0	0.0	0	0	0	0	0	0	0	0	0	0	0	0	0	0	0	0	0	0	0	W	13-10	
01/01	at Ravens	P	2	0	2	0.0	0.0	0	0	0	0	0	0	0	0	0	0	0	0	0	0	0	0	0	0	0	W	16-13	
01/08	Browns	P	2	0	2	0.0	0.0	0	0	0	1	12	12	0	1	0	0	0	0	0	0	0	0	0	0	0	W	28-14	
2022 TOTALS		8-3	15	8	7	0.0	0.0	0	0	0	1	12	12	0	1	0	0	0	0	1	0	1	0	0	0	0	0	9	8

+ - Overtime

2021 GAME-BY-GAME REGULAR-SEASON STATISTICS (COWBOYS)

DATE	OPPONENT	P/S	TACKLES							INTERCEPTIONS				O. FUMB			ST			MISC		W/L	SCORE						
			TK	S	A	SK	YDS	TFL	YDS	QBH	NO	YDS	LG	TD	PD	FF	FR	TD	YDS	TK	S			A	FF	FR	S	A	
09/09	at Buccaneers	S	2	2	0	0.0	0.0	0	0	0	0	0	0	0	1	1	0	0	0	0	0	0	0	0	0	0	L	29-31	
09/19	at Chargers	S	2	1	1	0.0	0.0	0	0	0	1	0	0	0	1	0	0	0	0	0	0	0	0	0	0	0	W	20-17	
09/27	Eagles	S	3	1	2	0.0	0.0	0	0	0	0	0	0	0	1	0	0	0	0	0	0	0	0	0	0	0	W	41-21	
10/03	Panthers	S	4	3	1	0.0	0.0	0	0	0	0	0	0	0	0	0	0	0	0	0	0	0	0	0	0	0	W	36-28	
10/10	Giants	S	3	3	0	0.0	0.0	0	0	0	0	0	0	0	0	0	0	0	0	0	0	0	0	0	0	0	W	44-20	
10/17	at Patriots	S	3	3	0	0.0	0.0	0	0	0	0	0	0	0	0	0	0	0	0	0	0	0	0	0	0	0	W	35-29+	
10/31	at Vikings	S	2	2	0	0.0	0.0	0	0	0	0	0	0	0	0	0	0	0	0	0	0	0	0	0	0	0	W	20-16	
11/07	Broncos	S	1	0	1	0.0	0.0	0	0	0	0	0	0	0	0	0	0	0	0	0	0	0	0	0	0	0	L	16-30	
11/14	Falcons	P	2	2	0	0.0	0.0	0	0	0	0	0	0	0	0	0	0	0	0	0	0	0	0	0	0	0	W	43-3	
11/21	at Chiefs	P	1	1	0	0.0	0.0	0	0	0	0	0	0	0	0	0	0	0	0	0	0	0	0	0	0	0	L	9-19	
11/25	Raiders	S	4	3	1	0.0	0.0	0	0	0	0	0	0	0	0	0	0	0	0	0	0	0	0	0	0	0	L	33-36+	
12/02	at Saints	S	2	1	1	0.0	0.0	0	0	0	1	8	8	0	1	0	0	0	0	0	0	0	0	0	0	0	W	27-17	
12/12	at Football Team	S	3	2	1	0.0	0.0	0	0	0	0	0	0	0	0	0	0	0	0	0	0	0	0	0	0	0	W	27-20	
12/19	at Giants	S	7	3	4	0.0	0.0	0	0	0	0	0	0	0	0	0	0	0	0	0	0	0	0	0	0	0	W	21-6	
12/26	Football Team	S	5	3	2	0.0	0.0	0	0	0	0	0	0	0	0	1	0	0	0	0	0	0	0	0	0	0	W	56-14	
01/02	Cardinals	S	1	0	1	0.0	0.0	0	0	0	0	0	0	0	0	0	0	0	0	0	0	0	0	0	0	0	L	22-25	
01/08	at Eagles	S	6	4	2	0.0	0.0	0	0	0	0	0	0	0	0	0	0	0	0	1	1	0	0	0	0	0	W	51-26	
2021 TOTALS		17-15	51	34	17	0.0	0.0	0	0	0	2	8	8	0	4	2	0	0	0	1	1	0	0	0	0	0	0	12	5

+ - Overtime

2023 GAME-BY-GAME POSTSEASON STATISTICS (STEELERS)

DATE	OPPONENT	P/S	TACKLES							INTERCEPTIONS					O. FUMB			ST				MISC		SCORE				
			TK	S	A	SK	YDS	TFL	YDS	QBH	NO	YDS	LG	TD	PD	FF	FR	TD	YDS	TK	S	A	FF		FR	S	A	W/L
01/15	at Bills	S	2	1	1	0.0	0.0	0	0	0	0	0	0	0	0	0	0	0	0	0	0	0	0	0	0	0	L	17-31
2023 TOTALS		1-1	2	1	1	0.0	0.0	0	0	0	0	0	0	0	0	0	0	0	0	0	0	0	0	0	0	0-1		



MILES ^S KILLEBREW

HEIGHT: 6-2
WEIGHT: 222
COLLEGE: Southern Utah
BORN: May 10, 1993

HOW ACQUIRED: FA '22
NFL EXPERIENCE: 9th year
BIRTHPLACE: Henderson, NV



PRO CAREER

- † Has played in 129 games (five starts) over his eight-year NFL career (Detroit 2016-20; Steelers 2021-23)
- † 2023 Pro Bowler
- † 2023 Associated Press First Team All-Pro
- † 2023 Pro Football Writers of America (PFWA) All-NFL team
- † Steelers two-time special teams captain (2022-23)
- † Has registered 75 tackles (60 solo), six passes defended, two interceptions, three tackles for loss, two quarterback hits, one forced fumble and one interception return for TD
- † Since entering the NFL in 2016, Killebrew has 73 tackles on special teams, which is the fifth-most in the League in that span
- † Since entering the NFL in 2016, Killebrew has 59 solo tackles on special teams, which is the fourth-most in the League in that span
- † Since entering the NFL in 2016, Killebrew has blocked four punts on special teams, which is tied for the most in the League in that span
- † Since entering the NFL in 2016, Killebrew has logged 2,542 snaps on special teams, which is the second-most in the League in that span
- † Ranked tied for second in the NFL with 13 solo special teams' tackles in 2019, while his 15 total special teams' tackles ranked fourth
- † Since signing with the Steelers in 2021, his three blocked punts are tied for the most by any team in the League, let alone individual player
- † Leads the NFL with three punts blocked since the start of the 2021 season
- † His four career blocked punts are tied for the most by any active player in the League
- † His 15 special teams' tackles in 2019 were a career-high and the most by a Lion since DB Don Carey had 16 in 2015
- † Recorded his first-career interception for a touchdown and notched three tackles in Week 1 of 2017 vs. Arizona
- † Appeared in all 16 games his rookie season in 2016 and recorded his first career interception against Saints QB Drew Brees in Week 13 at New Orleans
- † Highest draft pick in Southern Utah history
- † Made NFL debut in Week 1 of 2016 (at Indianapolis)
- † Made NFL starting debut in Week 3 of 2017 (vs. Atlanta)

2023 (STEELERS)

- † Played in all 17 regular-season games primarily on special teams, recording 13 tackles (11 solo)
- † Was named a 2023 team captain for his role on special teams
- † Started at safety in Week 12 at Cincinnati
- † His 13 tackles on special teams were tied for the second-most in the NFL
- † His 11 solo tackles on special teams were tied for the most in the NFL

2022 (STEELERS)

- † Played in all 17 regular-season games (no starts) primarily on special teams, recording four tackles
- † Was named a 2022 team captain for his role on special teams

2021 (STEELERS)

- † Playing in all 17 regular-season games
- † Recorded the second blocked punt of his career in Week 1 at Buffalo - the punt was recovered and returned by LB Ulysees Gilbert for a Steelers touchdown
- † Recorded the third blocked punt of his career in Week 11 at L.A. Chargers, which led to a Steelers touchdown
- † The first player in Steelers to block multiple punts in the same season since 1960

2020 (LIONS)

- † Appeared in 15 regular-season games
- † Recorded 12 tackles on special teams
- † Recorded two special teams tackles in Week 4 at New Orleans
- † Blocked a punt for the first time in his career, which led to a Detroit TD, in Week 8 vs. Indianapolis

2019 (LIONS)

- † Appeared in 15 regular-season games (one start)
- † Accumulated a career-high 15 total special teams' tackles, marking the most by a Lions player since 2015 (DB Don Carey, 16)
- † Saw action on special teams, recording two special teams tackles in Week 1 at Arizona
- † Saw action on defense for an injured S Tavon Wilson, recording two solo tackles in Week 8 vs. the N.Y. Giants
- † Played his most defensive snaps of the season (57) and recorded a season-best three solo tackles in Week 17 vs. Green Bay

2018 (LIONS)

- † Played in all 16 regular-season games
- † Recorded one special teams' tackle against the New England Patriots in Week 3
- † Posted two special teams' tackles, tying a career-best, against the Rams in Week 13

2017 (LIONS)

- ✦ Played in 16 regular-season games (three starts)
- ✦ Recorded three tackles and first career interception for a TD in Week 1 against Arizona
- ✦ Appeared in Week 2 at N.Y. Giants and registered three tackles and a pass defended
- ✦ Recorded first career start in Week 3 against Atlanta and tied for a game-high eight tackles
- ✦ Totaled three tackles and tied a career-high with two passes defended in Week 4 at Minnesota
- ✦ Totaled two tackles and a forced fumble in Week 6 at New Orleans
- ✦ Totaled two tackles in Week 8 against Pittsburgh
- ✦ Recorded a tackle on defense and special teams in Week 9 at Green Bay
- ✦ Recorded two tackles, one quarterback hit, and one tackle on special teams in Week 12 against Minnesota
- ✦ Totaled three tackles in Week 13 at Baltimore

2016 (LIONS)

- ✦ Played in all 16 regular-season games
- ✦ Made his NFL debut by contributing on special teams in Week 1 at Indianapolis
- ✦ Played 17 snaps on special teams in Week 3 at Green Bay
- ✦ Recorded his first NFL tackle in Week 4 at Chicago
- ✦ Played 19 snaps on special teams and six on defense in Week 6 vs. Los Angeles
- ✦ Contributed on both defense and special teams, recording one tackle in Week 7 vs. Washington
- ✦ Continued to make his presence known on special teams in Week 9 at Minnesota, tallying two tackles against the Vikings return men
- ✦ Totaled a career-high five tackles (four solo) in Week 11 vs. Jacksonville
- ✦ All over the field in Week 12 vs. Minnesota, contributing four solo tackles on defense and one on special teams
- ✦ Two of his four solo tackles came on crucial third-down stops in the second half of Detroit's 16-13 win over the visiting Vikings
- ✦ Picked off Saints QB Drew Brees late in the fourth quarter of Week 13 at New Orleans for his first career interception that secured Detroit's eighth victory of 2016
- ✦ Added two solo tackles on defense and one on special teams
- ✦ Registered four total tackles (three solo) in Week 17 vs. Green Bay

TRANSACTIONS

- ✦ Signed a two-year contract with Pittsburgh on Mar. 11, 2022
- ✦ Signed a one-year contract with Pittsburgh on Mar. 20, 2021
- ✦ Signed a one-year contract with Detroit on Mar. 20, 2020
- ✦ Signed a four-year contract with the Lions on May 6, 2016
- ✦ Drafted by Detroit in the fourth round (111th overall) of the 2016 NFL Draft

PERSONAL

- ✦ Played running back and wide receiver at Foothill H.S. (Henderson, N.V.)
- ✦ Carried the ball 86 times for 392 yards and five TDs
- ✦ Had three receiving TDs
- ✦ Tallied 77 tackles with three sacks and six interceptions while playing as a defensive back
- ✦ Earned all-state and all-city honors and won defensive MVP
- ✦ Two-time first-team all-league and academic all-state honoree
- ✦ Nevada African-American student union Top-One Percenter
- ✦ In the 2018 offseason, Killebrew went back to Utah to light the torch at the opening ceremony of the Utah Summer Games
- ✦ Serves on the advisory board for Playworks Michigan
- ✦ He and wife, Kaila, welcomed their first child in 2020, a girl named Stormi

COLLEGE

- ✦ Finished his Southern Utah career with 356 tackles (210 solo), 6.5 tackles for loss, four forced fumbles, three fumble recoveries, three interceptions, seven pass defenses and two defensive touchdowns
- ✦ Named All-Big Sky Honorable Mention twice (2012, 2013), All-Big Sky Second Team once (2014) and All-Big Sky First Team once (2015)
- ✦ Named team captain as a senior in 2015 and led the team with 132 tackles (74 solo)
- ✦ Played in all 12 games in 2014 and finished second on the team with 101 tackles (62 solo) and recorded two tackles for loss, four forced fumbles and three interceptions
- ✦ Notched a season-high 15 tackles and returned an interception 105 yards for a TD against Nevada
- ✦ In 2013 totaled 54 tackles (32 solo), 4.5 tackles for loss, two pass defenses and two fumble recoveries, including an 89-yard return for a TD – the second longest fumble return in school history

MILES KILLEBREW'S NFL REGULAR SEASON DEFENSIVE STATISTICS

DATE	TEAM	GP	GS	TACKLES										INTERCEPTIONS					O. FUMB.				ST			MISC.	
				TK	S	A	TFL	YDS	SK	YDS	QBH	NO	YDS	LG	TD	PD	FF	FR	TD	YDS	TK	S	A	FF	FR	S	A
2016	Lions	16	0	20	15	5	0	0.0	0.0	0	1	7	7	0	1	0	0	0	0	8	8	0	0	0	0	0	
2017	Lions	16	3	31	25	6	1	4.0	0.0	1	1	35	35	1	5	1	0	0	0	7	7	0	0	0	0		
2018	Lions	16	0	0	0	0	0	0.0	0.0	0	0	0	0	0	0	0	0	0	0	7	5	2	0	0	0		
2019	Lions	15	1	5	5	0	0	0.0	0.0	0	0	0	0	0	0	0	0	0	0	15	13	2	0	0	0		
2020	Lions	15	0	0	0	0	0	0.0	0.0	0	0	0	0	0	0	0	0	0	0	12	10	2	0	0	0		
2021	Steelers	17	0	6	5	1	1	0.0	0.0	0	0	0	0	0	0	0	0	0	0	7	4	3	0	0	0		
2022	Steelers	17	0	0	0	0	0	0.0	0.0	0	0	0	0	0	0	0	0	0	0	4	1	3	0	0	0		
2023	Steelers	17	1	13	10	3	1	1.0	0.0	1	0	0	0	0	0	0	0	0	0	13	11	2	0	0	0		
NFL TOTALS		129	5	75	60	15	3	5.0	0.0	2	2	42	35	1	6	1	0	0	0	73	59	14	0	0	0		

MILES KILLEBREW'S NFL POSTSEASON DEFENSIVE STATISTICS

DATE	TEAM	GP	GS	TACKLES							INTERCEPTIONS				O. FUMB			ST			MISC					
				TK	S	A	TFL	YDS	SK	YDS	QBH	NO	YDS	LG	TD	PD	FF	FR	TD	YDS	TK	S	A	FF	FR	S
2016	Lions	1	0	1	1	0	0	0.0	0.0	0	0	0	0	0	0	0	0	0	0	0	0	0	0	0	0	0
2021	Steelers	1	0	1	0	1	0	0	0.0	0.0	0	0	0	0	0	0	0	0	0	2	1	1	0	0	0	0
2023	Steelers	1	0	0	0	0	0	0	0.0	0.0	0	0	0	0	0	0	0	0	0	0	0	0	0	0	0	0
NFL TOTALS		3	0	2	1	1	0	0	0.0	0.0	0	0	0	0	0	0	0	0	0	2	1	1	0	0	0	0

SINGLE-GAME HIGHS: DEFENSIVE

Total Tackles	8 vs. Atlanta Falcons, Sep 24, 2017 5 vs. Jacksonville Jaguars, Nov 20, 2016	Interceptions	1 vs. Arizona Cardinals, Sep 10, 2017 1 at New Orleans Saints, Dec 04, 2016
Solo Tackles	7 vs. Atlanta Falcons, Sep 24, 2017 4 vs. Minnesota Vikings, Nov 24, 2016 ...1 more at 4.	Interception Return Yards	35 vs. Arizona Cardinals, Sep 10, 2017 7 at New Orleans Saints, Dec 04, 2016
Passes Defensed	2 at Minnesota Vikings, Oct 01, 2017 2 vs. Arizona Cardinals, Sep 10, 2017	Safeties	1 vs. Baltimore Ravens, Oct 08, 2023
Forced Fumbles	1 at New Orleans Saints, Oct 15, 2017	Special Teams Tackles	2 at Seattle Seahawks, Dec 31, 2023 ...15 more at 2.
Tackles For Loss	1 at Jacksonville Jaguars, Oct 29, 2023 1 at Minnesota Vikings, Dec 09, 2021 ...1 more at 1.		

SINGLE-GAME HIGHS - POSTSEASON: DEFENSIVE

Total Tackles	1 at Kansas City Chiefs, Jan 16, 2022 1 at Seattle Seahawks, Jan 07, 2017	Special Teams Tackles	2 at Kansas City Chiefs, Jan 16, 2022
Solo Tackles	1 at Seattle Seahawks, Jan 07, 2017		

2023 GAME-BY-GAME REGULAR-SEASON STATISTICS (STEELERS)

DATE	OPPONENT	P/S	TACKLES							INTERCEPTIONS				O. FUMB			ST			MISC		W/L	SCORE				
			TK	S	A	SK	YDS	TFL	YDS	QBH	NO	YDS	LG	TD	PD	FF	FR	TD	YDS	TK	S			A	FF	FR	S
09/10	49ers	P	0	0	0	0	0	0	0	0	0	0	0	0	0	0	0	0	2	1	1	0	0	0	0	L	7-30
09/18	Browns	P	0	0	0	0	0	0	0	0	0	0	0	0	0	0	0	0	0	0	0	0	0	0	0	W	26-22
09/24	at Raiders	P	0	0	0	0	0	0	0	0	0	0	0	0	0	0	0	0	2	2	0	0	0	0	0	W	23-18
10/01	at Texans	P	0	0	0	0	0	0	0	0	0	0	0	0	0	0	0	0	1	1	0	0	0	0	0	L	6-30
10/08	Ravens	P	0	0	0	0	0	0	0	0	0	0	0	0	0	0	0	0	1	1	0	0	0	0	0	W	17-10
10/22	at Rams	P	0	0	0	0	0	0	0	0	0	0	0	0	0	0	0	0	0	0	0	0	0	0	0	W	24-17
10/29	Jaguars	P	2	2	0	0	0	1	1	0	0	0	0	0	0	0	0	0	1	1	0	0	0	0	0	L	10-20
11/02	Titans	P	0	0	0	0	0	0	0	0	0	0	0	0	0	0	0	0	0	0	0	0	0	0	0	W	20-16
11/12	Packers	P	0	0	0	0	0	0	0	0	0	0	0	0	0	0	0	0	0	0	0	0	0	0	0	W	23-19
11/19	at Browns	P	1	1	0	0	0	0	0	0	0	0	0	0	0	0	0	0	1	1	0	0	0	0	0	L	10-13
11/26	at Bengals	S	0	0	0	0	0	0	0	0	0	0	0	0	0	0	0	0	1	1	0	0	0	0	0	W	16-10
12/03	Cardinals	P	0	0	0	0	0	0	0	0	0	0	0	0	0	0	0	0	2	2	0	0	0	0	0	L	10-24
12/07	Patriots	P	0	0	0	0	0	0	0	0	0	0	0	0	0	0	0	0	0	0	0	0	0	0	0	L	18-21
12/16	at Colts	P	1	1	0	0	0	0	0	0	0	0	0	0	0	0	0	0	0	0	0	0	0	0	0	L	13-30
12/23	Bengals	P	3	1	2	0	0	0	0	0	0	0	0	0	0	0	0	0	0	0	0	0	0	0	0	W	34-11
12/31	at Seahawks	P	2	2	0	0	0	0	0	0	0	0	0	0	0	0	0	0	2	1	1	0	0	0	0	W	30-23
01/06	at Ravens	P	4	3	1	0	0	0	0	1	0	0	0	0	0	0	0	0	0	0	0	0	0	0	0	W	17-10
2023 TOTALS		17-1	13	10	3	0	0	0	1	1	1	0	0	0	0	0	0	0	13	11	2	0	0	0	0	0	10-7

2022 GAME-BY-GAME REGULAR-SEASON STATISTICS (STEELERS)

DATE	OPPONENT	P/S	TACKLES							INTERCEPTIONS				O. FUMB			ST			MISC		W/L	SCORE				
			TK	S	A	SK	YDS	TFL	YDS	QBH	NO	YDS	LG	TD	PD	FF	FR	TD	YDS	TK	S			A	FF	FR	S
09/11	at Bengals	P	0	0	0	0	0	0	0	0	0	0	0	0	0	0	0	0	0	0	0	0	0	0	0	W	23-20+
09/18	Patriots	P	0	0	0	0	0	0	0	0	0	0	0	0	0	0	0	0	0	0	0	0	0	0	0	L	14-17
09/22	at Browns	P	0	0	0	0	0	0	0	0	0	0	0	0	0	0	0	0	1	1	0	0	0	0	0	L	17-29
10/02	Jets	P	0	0	0	0	0	0	0	0	0	0	0	0	0	0	0	0	0	0	0	0	0	0	0	L	20-24
10/09	at Bills	P	0	0	0	0	0	0	0	0	0	0	0	0	0	0	0	0	0	0	0	0	0	0	0	L	3-38
10/16	Buccaneers	P	0	0	0	0	0	0	0	0	0	0	0	0	0	0	0	0	1	0	1	0	0	0	0	W	20-18
10/23	at Dolphins	P	0	0	0	0	0	0	0	0	0	0	0	0	0	0	0	0	1	1	0	0	0	0	0	L	10-16
10/30	at Eagles	P	0	0	0	0	0	0	0	0	0	0	0	0	0	0	0	0	0	0	0	0	0	0	0	L	13-35
11/13	Saints	P	0	0	0	0	0	0	0	0	0	0	0	0	0	0	0	0	0	0	0	0	0	0	0	W	20-10
11/20	Bengals	P	0	0	0	0	0	0	0	0	0	0	0	0	0	0	0	0	0	0	0	0	0	0	0	L	30-37
11/28	at Colts	P	0	0	0	0	0	0	0	0	0	0	0	0	0	0	0	0	0	0	0	0	0	0	0	W	24-17
12/04	at Falcons	P	0	0	0	0	0	0	0	0	0	0	0	0	0	0	0	0	0	0	0	0	0	0	0	W	19-16
12/11	Ravens	P	0	0	0	0	0	0	0	0	0	0	0	0	0	0	0	0	0	0	0	0	0	0	0	L	14-16
12/18	at Panthers	P	0	0	0	0	0	0	0	0	0	0	0	0	0	0	0	0	0	0	0	0	0	0	0	W	24-16
12/24	Raiders	P	0	0	0	0	0	0	0	0	0	0	0	0	0	0	0	0	0	0	0	0	0	0	0	W	13-10
01/01	at Ravens	P	0	0	0	0	0	0	0	0	0	0	0	0	0	0	0	0	0	0	0	0	0	0	0	W	16-13
01/08	Browns	P	0	0	0	0	0	0	0	0	0	0	0	0	0	0	0	0	1	0	1	0	0	0	0	W	28-14
2022 TOTALS		17-0	0	0	0	0	0	0	0	0	0	0	0	0	0	0	0	0	4	1	3	0	0	0	0	9-8	

+ Overtime

2017 GAME-BY-GAME REGULAR-SEASON STATISTICS (LIONS)

DATE	OPPONENT	P/S	TACKLES							INTERCEPTIONS					O. FUMB				ST				MISC		W/L	SCORE										
			TK	S	A	SK	YDS	TFL	YDS	QBH	NO	YDS	LG	TD	PD	FF	FR	TD	YDS	TK	S	A	FF	FR			S	A								
09/10	Cardinals	P	2	2	0	0	0	0	1	4	0	1	35	35	1	2	0	0	0	0	1	1	0	0	0	0	0	0	0	0	0	0	0	0	W	35-23
09/18	at Giants	P	4	3	1	0	0	0	0	0	0	0	0	0	1	0	0	0	0	0	0	0	0	0	0	0	0	0	0	0	0	0	0	0	W	24-10
09/24	Falcons	S	8	7	1	0	0	0	0	0	0	0	0	0	0	0	0	0	0	0	1	1	0	0	0	0	0	0	0	0	0	0	0	L	26-30	
10/01	at Vikings	S	3	3	0	0	0	0	0	0	0	0	0	0	0	2	0	0	0	0	0	0	0	0	0	0	0	0	0	0	0	0	0	W	14-7	
10/08	Panthers	S	2	1	1	0	0	0	0	0	0	0	0	0	0	0	0	0	0	0	0	0	0	0	0	0	0	0	0	0	0	0	0	L	24-27	
10/15	at Saints	P	2	1	1	0	0	0	0	0	0	0	0	0	0	0	1	0	0	0	0	0	0	0	0	0	0	0	0	0	0	0	0	L	38-52	
10/29	Steelers	P	2	2	0	0	0	0	0	0	0	0	0	0	0	0	0	0	0	0	0	0	0	0	0	0	0	0	0	0	0	0	0	L	15-20	
11/06	at Packers	P	1	1	0	0	0	0	0	0	0	0	0	0	0	0	0	0	0	0	1	1	0	0	0	0	0	0	0	0	0	0	0	0	W	30-17
11/12	Browns	P	1	1	0	0	0	0	0	0	0	0	0	0	0	0	0	0	0	0	0	0	0	0	0	0	0	0	0	0	0	0	0	0	W	38-24
11/19	at Bears	P	1	1	0	0	0	0	0	0	0	0	0	0	0	0	0	0	0	0	0	0	0	0	0	0	0	0	0	0	0	0	0	0	W	27-24
11/23	Vikings	P	2	2	0	0	0	0	0	1	0	0	0	0	0	0	0	0	0	0	1	1	0	0	0	0	0	0	0	0	0	0	0	L	23-30	
12/03	at Ravens	P	3	1	2	0	0	0	0	0	0	0	0	0	0	0	0	0	0	0	0	0	0	0	0	0	0	0	0	0	0	0	0	L	20-44	
12/10	at Buccaneers	P	0	0	0	0	0	0	0	0	0	0	0	0	0	0	0	0	0	0	1	1	0	0	0	0	0	0	0	0	0	0	0	0	W	24-21
12/16	Bears	P	0	0	0	0	0	0	0	0	0	0	0	0	0	0	0	0	0	0	0	0	0	0	0	0	0	0	0	0	0	0	0	0	W	20-10
12/24	at Bengals	P	0	0	0	0	0	0	0	0	0	0	0	0	0	0	0	0	0	0	0	0	0	0	0	0	0	0	0	0	0	0	0	0	L	17-26
12/31	Packers	P	0	0	0	0	0	0	0	0	0	0	0	0	0	0	0	0	0	0	2	2	0	0	0	0	0	0	0	0	0	0	0	0	W	35-11
2017 TOTALS			16-3	31	25	6	0	0	0	1	4	1	1	35	35	1	5	1	0	0	0	7	7	0	0	0	0	0	0	0	0	0	0	0	9-7	

2016 GAME-BY-GAME REGULAR-SEASON STATISTICS (LIONS)

DATE	OPPONENT	P/S	TACKLES							INTERCEPTIONS					O. FUMB				ST				MISC		W/L	SCORE											
			TK	S	A	SK	YDS	TFL	YDS	QBH	NO	YDS	LG	TD	PD	FF	FR	TD	YDS	TK	S	A	FF	FR			S	A									
09/11	at Colts	P	0	0	0	0	0	0	0	0	0	0	0	0	0	0	0	0	0	0	0	0	0	0	0	0	0	0	0	0	0	0	0	0	W	39-35	
09/18	Titans	P	0	0	0	0	0	0	0	0	0	0	0	0	0	0	0	0	0	0	0	0	0	0	0	0	0	0	0	0	0	0	0	0	L	15-16	
09/25	at Packers	P	0	0	0	0	0	0	0	0	0	0	0	0	0	0	0	0	0	0	0	0	0	0	0	0	0	0	0	0	0	0	0	0	L	27-34	
10/02	at Bears	P	1	1	0	0	0	0	0	0	0	0	0	0	0	0	0	0	0	0	0	0	0	0	0	0	0	0	0	0	0	0	0	0	L	14-17	
10/09	Eagles	P	0	0	0	0	0	0	0	0	0	0	0	0	0	0	0	0	0	0	0	0	0	0	0	0	0	0	0	0	0	0	0	0	W	24-23	
10/16	Rams	P	0	0	0	0	0	0	0	0	0	0	0	0	0	0	0	0	0	0	0	0	0	0	0	0	0	0	0	0	0	0	0	0	W	31-28	
10/23	Redskins	P	1	0	1	0	0	0	0	0	0	0	0	0	0	0	0	0	0	0	0	0	0	0	0	0	0	0	0	0	0	0	0	0	W	20-17	
10/30	at Texans	P	2	1	1	0	0	0	0	0	0	0	0	0	0	0	0	0	0	0	2	2	0	0	0	0	0	0	0	0	0	0	0	0	L	13-20	
11/06	at Vikings	P	0	0	0	0	0	0	0	0	0	0	0	0	0	0	0	0	0	0	2	2	0	0	0	0	0	0	0	0	0	0	0	0	0	W	22-16+
11/20	Jaguars	P	5	4	1	0	0	0	0	0	0	0	0	0	0	0	0	0	0	0	0	0	0	0	0	0	0	0	0	0	0	0	0	0	W	26-19	
11/24	Vikings	P	4	4	0	0	0	0	0	0	0	0	0	0	0	0	0	0	0	0	1	1	0	0	0	0	0	0	0	0	0	0	0	0	W	16-13	
12/04	at Saints	P	2	2	0	0	0	0	0	0	0	1	7	7	0	1	0	0	0	0	1	1	0	0	0	0	0	0	0	0	0	0	0	0	0	W	28-13
12/11	Bears	P	0	0	0	0	0	0	0	0	0	0	0	0	0	0	0	0	0	0	0	0	0	0	0	0	0	0	0	0	0	0	0	0	W	20-17	
12/18	at Giants	P	1	0	1	0	0	0	0	0	0	0	0	0	0	0	0	0	0	0	1	1	0	0	0	0	0	0	0	0	0	0	0	0	L	6-17	
12/26	at Cowboys	P	0	0	0	0	0	0	0	0	0	0	0	0	0	0	0	0	0	0	1	1	0	0	0	0	0	0	0	0	0	0	0	0	L	21-42	
01/01	Packers	P	4	3	1	0	0	0	0	0	0	0	0	0	0	0	0	0	0	0	0	0	0	0	0	0	0	0	0	0	0	0	0	0	L	24-31	
2016 TOTALS			16-0	20	15	5	0	0	0	0	0	0	1	7	7	0	1	0	0	0	8	8	0	0	0	0	0	0	0	0	0	0	0	0	9-7		

+ - Overtime

2023 GAME-BY-GAME POSTSEASON STATISTICS (STEELERS)

DATE	OPPONENT	P/S	TACKLES							INTERCEPTIONS					O. FUMB				ST				MISC		W/L	SCORE										
			TK	S	A	SK	YDS	TFL	YDS	QBH	NO	YDS	LG	TD	PD	FF	FR	TD	YDS	TK	S	A	FF	FR			S	A								
01/15	at Bills	P	0	0	0	0	0	0	0	0	0	0	0	0	0	0	0	0	0	0	0	0	0	0	0	0	0	0	0	0	0	0	0	0	L	17-31
2023 TOTALS			1-0	0	0	0	0	0	0	0	0	0	0	0	0	0	0	0	0	0	0	0	0	0	0	0	0	0	0	0	0	0	0	0	0-1	



CHRISTIAN^{LS} KUNTZ

HEIGHT: 6-1
WEIGHT: 228
COLLEGE: Duquesne
BORN: April 13, 1994

HOW ACQUIRED: FA '20
NFL EXPERIENCE: 4th year
BIRTHPLACE: Pittsburgh, PA

46



PRO CAREER

- ✦ Has played in 51 regular-season games in his three-year NFL career (Pittsburgh 2021-23)
- ✦ Made his NFL debut in Week 1 of 2021 (at Buffalo)

2023 (STEELERS)

- ✦ Played in all 17 regular-season games

2022 (STEELERS)

- ✦ Played in all 17 regular-season games

2021 (STEELERS)

- ✦ Played in all 17 regular-season games

TRANSACTIONS

- ✦ Signed a contract extension with Pittsburgh on Feb. 22, 2023
- ✦ Signed a reserve/future contract with Pittsburgh on Jan. 19, 2022
- ✦ Signed a reserve/future contract with Pittsburgh on Jan. 14, 2021
- ✦ Signed to the Steelers practice squad on Dec. 29, 2020
- ✦ Waived by the Steelers on Dec. 23, 2020
- ✦ Signed to the Pittsburgh practice squad on Nov. 24, 2020
- ✦ Waived by the Steelers on Aug. 2, 2020
- ✦ Signed with Pittsburgh as a free agent on March 30, 2020
- ✦ Played for the XFL's Dallas Renegades in the spring of 2020
- ✦ Waived by the Steelers on Aug. 31, 2019
- ✦ Signed by Pittsburgh on Aug. 15, 2019
- ✦ Waived by Jacksonville on June 13, 2019
- ✦ Signed to the Jaguars practice squad on Dec. 17, 2018
- ✦ Waived by Denver on June 14, 2018
- ✦ Signed by the Broncos on March 21, 2018
- ✦ Released by New England on Aug. 29, 2017
- ✦ Signed with the Patriots as an undrafted free agent on Aug. 28, 2017

PERSONAL

- ✦ Played football and basketball at Chartiers Valley High School
- ✦ Graduated with a degree from Duquesne in supply chain management

COLLEGE

- ✦ Played in 45 games for Duquesne (2012-16)
- ✦ Northeast Conference career sacks leader with 30.5
- ✦ His 71.5 career TFLs rank fourth on the NCAA all-time FCS list
- ✦ Two-time NEC Defensive Player of the Year
- ✦ First Duquesne player to earn All-American honors three times (STATS FCS third team as a sophomore and first team as a junior & senior)
- ✦ Named Second Team Associated Press All-American in 2015 and 2016
- ✦ Team captain in 2016
- ✦ Started all 11 games at outside linebacker as a redshirt senior
- ✦ Led the NEC in sacks (11.5) and tackles for loss (24.0) in helping the Dukes to a share of the conference title
- ✦ Suffered an injury that led to redshirting his junior year

CHRISTIAN KUNTZ'S NFL REGULAR SEASON STATISTICS

DATE	TEAM	GP
2021	Steelers	17
2022	Steelers	17
2023	Steelers	17
NFL TOTALS		51

CHRISTIAN KUNTZ'S NFL POSTSEASON STATISTICS

DATE	TEAM	GP
2021	Steelers	1
2023	Steelers	1
NFL TOTALS		2

CHRISTIAN KUNTZ'S NFL REGULAR SEASON DEFENSIVE STATISTICS

DATE	TEAM	GP	GS	TACKLES					INTERCEPTIONS					O. FUMB			ST			MISC										
				TK	S	A	TFL	YDS	SK	YDS	QBH	NO	YDS	LG	TD	PD	FF	FR	TD	YDS	TK	S	A	FF	FR	S	A			
2021	Steelers	17	0	0	0	0	0	0	0.0	0.0	0	0	0	0	0	0	0	0	0	0	0	0	0	2	2	0	0	0	0	0
2022	Steelers	17	0	0	0	0	0	0	0.0	0.0	0	0	0	0	0	0	0	0	0	0	0	0	0	1	1	0	0	0	0	0
2023	Steelers	17	0	0	0	0	0	0	0.0	0.0	0	0	0	0	0	0	0	0	0	0	0	0	0	4	2	2	0	0	0	0
NFL TOTALS		51	0	0	0	0	0	0	0.0	0.0	0	0	0	0	0	0	0	0	0	0	0	0	0	7	5	2	0	0	0	0

CHRISTIAN KUNTZ'S NFL POSTSEASON DEFENSIVE STATISTICS

DATE	TEAM	GP	GS	TACKLES					INTERCEPTIONS					O. FUMB			ST			MISC									
				TK	S	A	TFL	YDS	SK	YDS	QBH	NO	YDS	LG	TD	PD	FF	FR	TD	YDS	TK	S	A	FF	FR	S	A		
2021	Steelers	1	0	0	0	0	0	0	0.0	0.0	0	0	0	0	0	0	0	0	0	0	0	0	0	0	0	0	0	0	0
2023	Steelers	1	0	0	0	0	0	0	0.0	0.0	0	0	0	0	0	0	0	0	0	0	0	0	0	0	0	0	0	0	0
NFL TOTALS		2	0	0	0	0	0	0	0.0	0.0	0	0	0	0	0	0	0	0	0	0	0	0	0	0	0	0	0	0	0

SINGLE-GAME HIGHS: DEFENSIVE

Special Teams Tackles

2 vs. San Francisco 49ers, Sep 10, 2023

1 vs. Jacksonville Jaguars, Oct 29, 2023

...4 more at 1.

2023 GAME-BY-GAME REGULAR-SEASON STATISTICS (STEELERS)

DATE	OPPONENT	P/S	TACKLES					INTERCEPTIONS					O. FUMB			ST			MISC		W/L	SCORE					
			TK	S	A	SK	YDS	TFL	YDS	QBH	NO	YDS	LG	TD	PD	FF	FR	TD	YDS	TK			S	A	FF	FR	S
09/10	49ers	P	0	0	0	0.0	0.0	0	0	0	0	0	0	0	0	0	0	0	2	2	0	0	0	0	0	L	7-30
09/18	Browns	P	0	0	0	0.0	0.0	0	0	0	0	0	0	0	0	0	0	0	0	0	0	0	0	0	0	W	26-22
09/24	at Raiders	P	0	0	0	0.0	0.0	0	0	0	0	0	0	0	0	0	0	0	0	0	0	0	0	0	0	W	23-18
10/01	at Texans	P	0	0	0	0.0	0.0	0	0	0	0	0	0	0	0	0	0	0	0	0	0	0	0	0	0	L	6-30
10/08	Ravens	P	0	0	0	0.0	0.0	0	0	0	0	0	0	0	0	0	0	0	1	1	0	0	0	0	0	W	17-10
10/22	at Rams	P	0	0	0	0.0	0.0	0	0	0	0	0	0	0	0	0	0	0	0	0	0	0	0	0	0	W	24-17
10/29	Jaguars	P	0	0	0	0.0	0.0	0	0	0	0	0	0	0	0	0	0	0	1	1	0	0	0	0	0	L	10-20
11/02	Titans	P	0	0	0	0.0	0.0	0	0	0	0	0	0	0	0	0	0	0	0	0	0	0	0	0	0	W	20-16
11/12	Packers	P	0	0	0	0.0	0.0	0	0	0	0	0	0	0	0	0	0	0	0	0	0	0	0	0	0	W	23-19
11/19	at Browns	P	0	0	0	0.0	0.0	0	0	0	0	0	0	0	0	0	0	0	0	0	0	0	0	0	0	L	10-13
11/26	at Bengals	P	0	0	0	0.0	0.0	0	0	0	0	0	0	0	0	0	0	0	0	0	0	0	0	0	0	W	16-10
12/03	Cardinals	P	0	0	0	0.0	0.0	0	0	0	0	0	0	0	0	0	0	0	0	0	0	0	0	0	0	L	10-24
12/07	Patriots	P	0	0	0	0.0	0.0	0	0	0	0	0	0	0	0	0	0	0	0	0	0	0	0	0	0	L	18-21
12/16	at Colts	P	0	0	0	0.0	0.0	0	0	0	0	0	0	0	0	0	0	0	0	0	0	0	0	0	0	L	13-30
12/23	Bengals	P	0	0	0	0.0	0.0	0	0	0	0	0	0	0	0	0	0	0	0	0	0	0	0	0	0	W	34-11
12/31	at Seahawks	P	0	0	0	0.0	0.0	0	0	0	0	0	0	0	0	0	0	0	0	0	0	0	0	0	0	W	30-23
01/06	at Ravens	P	0	0	0	0.0	0.0	0	0	0	0	0	0	0	0	0	0	0	0	0	0	0	0	0	0	W	17-10
2023 TOTALS		17-0	0	0	0	0.0	0.0	0	0	0	0	0	0	0	0	0	0	0	4	2	2	0	0	0	0	0	10-7

2022 GAME-BY-GAME REGULAR-SEASON STATISTICS (STEELERS)

DATE	OPPONENT	P/S	TACKLES					INTERCEPTIONS					O. FUMB			ST			MISC		W/L	SCORE					
			TK	S	A	SK	YDS	TFL	YDS	QBH	NO	YDS	LG	TD	PD	FF	FR	TD	YDS	TK			S	A	FF	FR	S
09/11	at Bengals	P	0	0	0	0.0	0.0	0	0	0	0	0	0	0	0	0	0	0	0	0	0	0	0	0	0	W	23-20+
09/18	Patriots	P	0	0	0	0.0	0.0	0	0	0	0	0	0	0	0	0	0	0	0	0	0	0	0	0	0	L	14-17
09/22	at Browns	P	0	0	0	0.0	0.0	0	0	0	0	0	0	0	0	0	0	0	0	0	0	0	0	0	0	L	17-29
10/02	Jets	P	0	0	0	0.0	0.0	0	0	0	0	0	0	0	0	0	0	0	0	0	0	0	0	0	0	L	20-24
10/09	at Bills	P	0	0	0	0.0	0.0	0	0	0	0	0	0	0	0	0	0	0	0	0	0	0	0	0	0	L	3-38
10/16	Buccaneers	P	0	0	0	0.0	0.0	0	0	0	0	0	0	0	0	0	0	0	0	0	0	0	0	0	0	W	20-18
10/23	at Dolphins	P	0	0	0	0.0	0.0	0	0	0	0	0	0	0	0	0	0	0	0	0	0	0	0	0	0	L	10-16
10/30	at Eagles	P	0	0	0	0.0	0.0	0	0	0	0	0	0	0	0	0	0	0	0	0	0	0	0	0	0	L	13-35
11/13	Saints	P	0	0	0	0.0	0.0	0	0	0	0	0	0	0	0	0	0	0	0	0	0	0	0	0	0	W	20-10
11/20	Bengals	P	0	0	0	0.0	0.0	0	0	0	0	0	0	0	0	0	0	0	0	0	0	0	0	0	0	L	30-37
11/28	at Colts	P	0	0	0	0.0	0.0	0	0	0	0	0	0	0	0	0	0	0	0	0	0	0	0	0	0	W	24-17
12/04	at Falcons	P	0	0	0	0.0	0.0	0	0	0	0	0	0	0	0	0	0	0	0	0	0	0	0	0	0	W	19-16
12/11	Ravens	P	0	0	0	0.0	0.0	0	0	0	0	0	0	0	0	0	0	0	0	0	0	0	0	0	0	L	14-16
12/18	at Panthers	P	0	0	0	0.0	0.0	0	0	0	0	0	0	0	0	0	0	0	0	0	0	0	0	0	0	W	24-16
12/24	Raiders	P	0	0	0	0.0	0.0	0	0	0	0	0	0	0	0	0	0	0	1	1	0	0	0	0	0	W	13-10
01/01	at Ravens	P	0	0	0	0.0	0.0	0	0	0	0	0	0	0	0	0	0	0	0	0	0	0	0	0	0	W	16-13
01/08	Browns	P	0	0	0	0.0	0.0	0	0	0	0	0	0	0	0	0	0	0	0	0	0	0	0	0	0	W	28-14
2022 TOTALS		17-0	0	0	0	0.0	0.0	0	0	0	0	0	0	0	0	0	0	0	1	1	0	0	0	0	0	0	9-8

+- Overtime

2021 GAME-BY-GAME REGULAR-SEASON STATISTICS (STEELERS)

DATE	OPPONENT	P/S	TACKLES							INTERCEPTIONS					O. FUMB			ST				MISC		W/L	SCORE			
			TK	S	A	SK	YDS	TFL	YDS	QBH	NO	YDS	LG	TD	PD	FF	FR	TD	YDS	TK	S	A	FF			FR	S	A
09/12	at Bills	P	0	0	0	0.0	0.0	0	0	0	0	0	0	0	0	0	0	0	0	0	0	0	0	0	0	0	W	23-16
09/19	Raiders	P	0	0	0	0.0	0.0	0	0	0	0	0	0	0	0	0	0	0	0	0	0	0	0	0	0	0	L	17-26
09/26	Bengals	P	0	0	0	0.0	0.0	0	0	0	0	0	0	0	0	0	0	0	0	0	0	0	0	0	0	0	L	10-24
10/03	at Packers	P	0	0	0	0.0	0.0	0	0	0	0	0	0	0	0	0	0	0	0	0	0	0	0	0	0	0	L	17-27
10/10	Broncos	P	0	0	0	0.0	0.0	0	0	0	0	0	0	0	0	0	0	0	0	0	0	0	0	0	0	0	W	27-19
10/17	Seahawks	P	0	0	0	0.0	0.0	0	0	0	0	0	0	0	0	0	0	0	0	0	0	0	0	0	0	0	W	23-20+
10/31	at Browns	P	0	0	0	0.0	0.0	0	0	0	0	0	0	0	0	0	0	0	0	0	0	0	0	0	0	0	W	15-10
11/08	Bears	P	0	0	0	0.0	0.0	0	0	0	0	0	0	0	0	0	0	0	0	0	0	0	0	0	0	0	W	29-27
11/14	Lions	P	0	0	0	0.0	0.0	0	0	0	0	0	0	0	0	0	0	0	0	0	0	0	0	0	0	0	T	16-16
11/21	at Chargers	P	0	0	0	0.0	0.0	0	0	0	0	0	0	0	0	0	0	0	0	0	0	0	0	0	0	0	L	37-41
11/28	at Bengals	P	0	0	0	0.0	0.0	0	0	0	0	0	0	0	0	0	0	0	0	0	0	0	0	0	0	0	L	10-41
12/05	Ravens	P	0	0	0	0.0	0.0	0	0	0	0	0	0	0	0	0	0	0	0	0	0	0	0	0	0	0	W	20-19
12/09	at Vikings	P	0	0	0	0.0	0.0	0	0	0	0	0	0	0	0	0	0	0	0	0	0	0	0	0	0	0	L	28-36
12/19	Titans	P	0	0	0	0.0	0.0	0	0	0	0	0	0	0	0	0	0	0	0	0	0	0	0	0	0	0	W	19-13
12/26	at Chiefs	P	0	0	0	0.0	0.0	0	0	0	0	0	0	0	0	0	0	0	0	0	0	0	0	0	0	0	L	10-36
01/03	Browns	P	0	0	0	0.0	0.0	0	0	0	0	0	0	0	0	0	0	0	0	0	0	0	0	0	0	0	W	26-14
01/09	at Ravens	P	0	0	0	0.0	0.0	0	0	0	0	0	0	0	0	0	0	0	0	0	0	0	0	0	0	0	W	16-13+
2021 TOTALS		17-0	0	0	0	0.0	0.0	0	0	0	0	0	0	0	0	0	0	0	0	0	0	0	0	0	0	0	9-7-1	

+- Overtime

2023 GAME-BY-GAME POSTSEASON STATISTICS (STEELERS)

DATE	OPPONENT	P/S	TACKLES							INTERCEPTIONS					O. FUMB			ST				MISC		W/L	SCORE				
			TK	S	A	SK	YDS	TFL	YDS	QBH	NO	YDS	LG	TD	PD	FF	FR	TD	YDS	TK	S	A	FF			FR	S	A	
01/15	at Bills	P	0	0	0	0.0	0.0	0	0	0	0	0	0	0	0	0	0	0	0	0	0	0	0	0	0	0	0	L	17-31
2023 TOTALS		1-0	0	0	0	0.0	0.0	0	0	0	0	0	0	0	0	0	0	0	0	0	0	0	0	0	0	0	0	0-1	

2021 GAME-BY-GAME POSTSEASON STATISTICS (STEELERS)

DATE	OPPONENT	P/S	TACKLES							INTERCEPTIONS					O. FUMB			ST				MISC		W/L	SCORE				
			TK	S	A	SK	YDS	TFL	YDS	QBH	NO	YDS	LG	TD	PD	FF	FR	TD	YDS	TK	S	A	FF			FR	S	A	
01/15	at Chiefs	P	0	0	0	0.0	0.0	0	0	0	0	0	0	0	0	0	0	0	0	0	0	0	0	0	0	0	0	L	21-42
2021 TOTALS		1-0	0	0	0	0.0	0.0	0	0	0	0	0	0	0	0	0	0	0	0	0	0	0	0	0	0	0	0	0-1	



DEMARVIN ^{DE} LEAL

HEIGHT: 6-4
WEIGHT: 290
COLLEGE: Texas A&M
BORN: July 1, 2000

HOW ACQUIRED: 03 '22
NFL EXPERIENCE: 3rd year
BIRTHPLACE: San Antonio, TX



PRO CAREER

- ✦ Has played in 23 regular-season games (six starts) in his two-year NFL career (Pittsburgh 2022-23)
- ✦ Has registered 29 tackles (18 solo), four passes defended, three tackles for loss, two quarterback hits and 1.0 sack
- ✦ Made NFL debut in Week 1 of 2022 (at Cincinnati)
- ✦ Made NFL starting debut in Week 5 of 2022 (at Buffalo)

2023 (STEELERS)

- ✦ Played in 12 regular-season games (four starts)
- ✦ Registered 15 tackles (five solo), one pass defended, two quarterback hits, two tackles for loss and 1.0 sack
- ✦ Had a season-high three tackles in Week 1 vs. San Francisco and Week 2 vs. Cleveland
- ✦ Recorded 1.0 sack in Week 2 vs. Cleveland
- ✦ Registered quarterback hits and tackles for loss in Week 1 vs. San Francisco and Week 2 vs. Cleveland

2022 (STEELERS)

- ✦ Played in 11 regular-season games (two starts)
- ✦ Registered 14 tackles (eight solo), three passes defended and one tackle for loss
- ✦ Had a season-high four tackles along with one tackle for loss in Week 4 vs. New York Jets
- ✦ Blocked a field goal in Week 5 at Buffalo
- ✦ Missed Weeks 6 through 12 after being placed on the Reserve/Injured List

TRANSACTIONS

- ✦ Signed a four-year contract with Pittsburgh on May 20, 2022
- ✦ Drafted by the Steelers in the third round (84th overall) of the 2022 NFL Draft

PERSONAL

- ✦ Was coached by Sean McAuliffe at Judson High School
- ✦ Was an Army All-American
- ✦ Named to Dave Campbell's Texas Football Tops in Texas First Team
- ✦ As a junior, was named to AP All-State Second Team
- ✦ Tallied 83 tackles, 16 tackles for loss, 13 quarterback hits, six sacks, six pass breakups, four forced fumbles, two fumble recoveries and a blocked punt in 2018
- ✦ Hometown: San Antonio, Texas

COLLEGE

- ✦ Played in 35 games at Texas A&M
- ✦ Tallied 133 tackles (59 solo), 25.0 tackles for loss, 13.0 sacks, one interception, six passes defended, two forced fumbles and one fumble recovery
- ✦ Recorded a season-high seven tackles at Ole Miss
- ✦ Recorded a season-high two sacks vs Mississippi St.
- ✦ Started 12 games (2021)
- ✦ Finished the season tied for fifth in the SEC with 8.5 sacks and tied for ninth with 12.5 tackles for loss, leading the Aggies in both categories
- ✦ Started all 10 games (2020)
- ✦ Led the defense in hurries with eight and ranked fifth in tackles with 37
- ✦ Played in all 13 games, making seven starts (2019)
- ✦ Was second on the team with five QB hurries
- ✦ 2021 Ted Hendricks Award Finalist
- ✦ 2021 AP All-America First Team
- ✦ 2021 Sporting News All-America First Team
- ✦ 2021 AP and Coaches' All-SEC First Team
- ✦ 2021 FWAA All-America Second Team
- ✦ 2021 Walter Camp All-America Second Team
- ✦ 2021 The Athletic All-America Second Team

DEMARVIN LEAL'S NFL REGULAR SEASON DEFENSIVE STATISTICS

DATE	TEAM	GP	GS	TK	S	TACKLES				INTERCEPTIONS				O. FUMB				ST				MISC					
						A	TFL	YDS	SK	YDS	QBH	NO	YDS	LG	TD	PD	FF	FR	TD	YDS	TK	S	A	FF	FR	S	A
2022	Steelers	11	2	14	8	6	1	0	0.0	0.0	0	0	0	0	0	3	0	0	0	0	0	0	0	0	0	0	0
2023	Steelers	12	4	15	10	5	2	2	1.0	2.0	2	0	0	0	1	0	0	0	0	0	0	0	0	0	0	0	0
NFL TOTALS		23	6	29	18	11	3	2	1.0	2.0	2	0	0	0	4	0	0	0	0	0	0	0	0	0	0	0	0

DEMARVIN LEAL'S NFL POSTSEASON DEFENSIVE STATISTICS

DATE	TEAM	GP	GS	TACKLES							INTERCEPTIONS					O. FUMB			ST				MISC			
				TK	S	A	SK	YDS	TFL	YDS	QBH	NO	YDS	LG	TD	PD	FF	FR	TD	YDS	TK	S	A	FF	FR	S
2023	Steelers	0	0	0	0	0	0	0	0.0	0.0	0	0	0	0	0	0	0	0	0	0	0	0	0	0	0	0
NFL TOTALS		0	0	0	0	0	0	0	0.0	0.0	0	0	0	0	0	0	0	0	0	0	0	0	0	0	0	

SINGLE-GAME HIGHS: DEFENSIVE

Total Tackles 4 vs. New York Jets, Oct 02, 2022
 3 vs. Cleveland Browns, Sep 18, 2023
 ...2 more at 3.
 Solo Tackles 2 at Houston Texans, Oct 01, 2023
 2 at Las Vegas Raiders, Sep 24, 2023
 ...4 more at 2.

Passes Defensed 2 at Buffalo Bills, Oct 09, 2022
 1 vs. New England Patriots, Sep 18, 2022
 Tackles For Loss 1 vs. San Francisco 49ers, Sep 10, 2023
 1 vs. New York Jets, Oct 02, 2022

2023 GAME-BY-GAME REGULAR-SEASON STATISTICS (STEELERS)

DATE	OPPONENT	P/S	TACKLES							INTERCEPTIONS					O. FUMB			ST				MISC		W/L	SCORE				
			TK	S	A	SK	YDS	TFL	YDS	QBH	NO	YDS	LG	TD	PD	FF	FR	TD	YDS	TK	S	A	FF			FR	S	A	
09/10	49ers	P	3	2	1	0.0	0.0	1	0	1	0	0	0	0	0	0	0	0	0	0	0	0	0	0	0	L	7-30		
09/18	Browns	S	3	2	1	1.0	2.0	1	2	1	0	0	0	0	0	0	0	0	0	0	0	0	0	0	0	W	26-22		
09/24	at Raiders	S	2	2	0	0.0	0.0	0	0	0	0	0	0	0	0	0	0	0	0	0	0	0	0	0	0	W	23-18		
10/01	at Texans	S	2	2	0	0.0	0.0	0	0	0	0	0	0	1	0	0	0	0	0	0	0	0	0	0	0	L	6-30		
10/08	Ravens		ON INACTIVE LIST																									W	17-10
10/22	at Rams	P	2	0	2	0.0	0.0	0	0	0	0	0	0	0	0	0	0	0	0	0	0	0	0	0	0	W	24-17		
10/29	Jaguars	S	1	1	0	0.0	0.0	0	0	0	0	0	0	0	0	0	0	0	0	0	0	0	0	0	0	L	10-20		
11/02	Titans	P	2	1	1	0.0	0.0	0	0	0	0	0	0	0	0	0	0	0	0	0	0	0	0	0	0	W	20-16		
11/12	Packers	P	0	0	0	0.0	0.0	0	0	0	0	0	0	0	0	0	0	0	0	0	0	0	0	0	0	W	23-19		
11/19	at Browns	P	0	0	0	0.0	0.0	0	0	0	0	0	0	0	0	0	0	0	0	0	0	0	0	0	0	L	10-13		
11/26	at Bengals	P	0	0	0	0.0	0.0	0	0	0	0	0	0	0	0	0	0	0	0	0	0	0	0	0	0	W	16-10		
12/03	Cardinals	P	0	0	0	0.0	0.0	0	0	0	0	0	0	0	0	0	0	0	0	0	0	0	0	0	0	L	10-24		
12/07	Patriots		INACTIVE																									L	18-21
12/16	at Colts	P	0	0	0	0.0	0.0	0	0	0	0	0	0	0	0	0	0	0	0	0	0	0	0	0	0	L	13-30		
12/23	Bengals		ON INACTIVE LIST																									W	34-11
12/31	at Seahawks		ON INACTIVE LIST																									W	30-23
01/06	at Ravens		ON INACTIVE LIST																									W	17-10
2023 TOTALS		12-4	15	10	5	1.0	2.0	2	2	2	0	0	0	0	1	0	0	0	0	0	0	0	0	0	0	0	10-7		

2022 GAME-BY-GAME REGULAR-SEASON STATISTICS (STEELERS)

DATE	OPPONENT	P/S	TACKLES							INTERCEPTIONS					O. FUMB			ST				MISC		W/L	SCORE				
			TK	S	A	SK	YDS	TFL	YDS	QBH	NO	YDS	LG	TD	PD	FF	FR	TD	YDS	TK	S	A	FF			FR	S	A	
09/11	at Bengals	P	1	0	1	0.0	0.0	0	0	0	0	0	0	0	0	0	0	0	0	0	0	0	0	0	0	W	23-20+		
09/18	Patriots	P	2	1	1	0.0	0.0	0	0	0	0	0	0	1	0	0	0	0	0	0	0	0	0	0	0	L	14-17		
09/22	at Browns	P	1	1	0	0.0	0.0	0	0	0	0	0	0	0	0	0	0	0	0	0	0	0	0	0	0	L	17-29		
10/02	Jets	P	4	2	2	0.0	0.0	1	0	0	0	0	0	0	0	0	0	0	0	0	0	0	0	0	0	L	20-24		
10/09	at Bills	S	1	1	0	0.0	0.0	0	0	0	0	0	0	2	0	0	0	0	0	0	0	0	0	0	0	L	3-38		
10/16	Buccaneers		INJURED RESERVE																									W	20-18
10/23	at Dolphins		INJURED RESERVE																									L	10-16
10/30	at Eagles		INJURED RESERVE																									L	13-35
11/13	Saints		INJURED RESERVE																									W	20-10
11/20	Bengals		INJURED RESERVE																									L	30-37
11/28	at Colts		INJURED RESERVE																									W	24-17
12/04	at Falcons	P	0	0	0	0.0	0.0	0	0	0	0	0	0	0	0	0	0	0	0	0	0	0	0	0	0	W	19-16		
12/11	Ravens	P	0	0	0	0.0	0.0	0	0	0	0	0	0	0	0	0	0	0	0	0	0	0	0	0	0	L	14-16		
12/18	at Panthers	P	0	0	0	0.0	0.0	0	0	0	0	0	0	0	0	0	0	0	0	0	0	0	0	0	0	W	24-16		
12/24	Raiders	P	0	0	0	0.0	0.0	0	0	0	0	0	0	0	0	0	0	0	0	0	0	0	0	0	0	W	13-10		
01/01	at Ravens	S	3	2	1	0.0	0.0	0	0	0	0	0	0	0	0	0	0	0	0	0	0	0	0	0	0	W	16-13		
01/08	Browns	P	2	1	1	0.0	0.0	0	0	0	0	0	0	0	0	0	0	0	0	0	0	0	0	0	0	W	28-14		
2022 TOTALS		11-2	14	8	6	0.0	0.0	1	0	0	0	0	0	3	0	0	0	0	0	0	0	0	0	0	0	9-8			

+ - Overtime

2023 GAME-BY-GAME POSTSEASON STATISTICS (STEELERS)

DATE	OPPONENT	P/S	TACKLES							INTERCEPTIONS					O. FUMB			ST				MISC		W/L	SCORE				
			TK	S	A	SK	YDS	TFL	YDS	QBH	NO	YDS	LG	TD	PD	FF	FR	TD	YDS	TK	S	A	FF			FR	S	A	
01/15	at Bills		INACTIVE																									L	17-31
2023 TOTALS			0	0	0	0.0	0.0	0	0	0	0	0	0	0	0	0	0	0	0	0	0	0	0	0	0	0-1			



ISAIAHH ^{OT} LOUDERMILK

HEIGHT: 6-7
 WEIGHT: 293
 COLLEGE: Wisconsin
 BORN: October 10, 1997

HOW ACQUIRED: 05 '21
 NFL EXPERIENCE: 4th year
 BIRTHPLACE: Howard, KS



PRO CAREER

- ✦ Has played in 42 regular-season games (five starts) in three-year NFL career (Pittsburgh 2021-23)
- ✦ Has registered 46 tackles (28 solo), 1.0 sack, five passes defended, one quarterback hit, one tackle for loss and 1.0 sack
- ✦ Made NFL debut in Week 2 of 2021 (vs. Las Vegas)
- ✦ Made NFL starting debut in Week 16 of 2021 (at Kansas City)

2023 (STEELERS)

- ✦ Played in 16 regular-season games (no starts)
- ✦ Recorded 16 tackles (eight solo) two passes defended and one quarterback hit
- ✦ Registered a season-high three tackles (two solo) in Week 13 vs. Arizona

2022 (STEELERS)

- ✦ Played in 11 regular-season games (three starts)
- ✦ Recorded seven tackles (four solo)
- ✦ Blocked a field goal in Week 12 at Indianapolis
- ✦ Had his first tackle for loss in Week 15 at Carolina

2021 (STEELERS)

- ✦ Played in 15 regular-season games (two starts)
- ✦ Recorded 23 tackles (16 solo), three passes defended and 1.0 sack
- ✦ Registered his first NFL sack taking down Baker Mayfield in Week 8 at Cleveland
- ✦ Registered a career-high six tackles at Kansas City in Week 15

TRANSACTIONS

- ✦ Signed a four-year contract with Pittsburgh on May 15, 2021
- ✦ Drafted by the Steelers in the fifth round (156th overall) in the 2021 NFL Draft

COLLEGE

- ✦ Played in 40 games (26 starts) at defensive end for Wisconsin (2016-20)
- ✦ Recorded 63 tackles, 11.5 tackles for loss, 7.5 sacks, two forced fumbles and nine pass breakups
- ✦ Graduated in December 2019 with bachelor's degree in personal finance
- ✦ Named All-Big Ten third team (media) and All-Big Ten honorable mention (coaches) in 2020
- ✦ Selected to participate in the 2021 East-West Shrine Bowl
- ✦ Played in all six games (six starts) at defensive end in 2020; recorded 13 tackles, nine solo stops, 2.5 tackles for loss and 2.0 sacks
- ✦ Started 14 games at defensive end in 2019; recorded 24 tackles, including 5.0 tackles for loss and 3.0 sacks, forced two fumbles and batted down five passes
- ✦ Set a career high with five tackles vs. Ohio State in 2019 Big Ten Football Championship Game, also recording 1.0 sack and forcing a fumble

PERSONAL

- ✦ Three-star prospect by 247 Sports, ESPN and Rivals
- ✦ First-team all-state in 8-man football by Kansas Football Coaches Association and Wichita Eagle as a senior; recorded 97 tackles, 2.0 sacks and two interceptions along with five TD receptions
- ✦ Helped 10-1 West Elk earn its first-ever playoff win as a senior
- ✦ First-team All-South Central Border League as a sophomore, junior and senior
- ✦ Three-time all-district and all-area selection
- ✦ Finished career with 267 tackles, 22.0 sacks and three interceptions on defense and registered eight TD receptions on offense
- ✦ Two-year team MVP
- ✦ First-team all-state in basketball by Kansas Basketball Coaches Association as a junior, averaging 19.2 points, 14.7 rebounds and 5.5 blocks per game
- ✦ Three-time All-SCBL in basketball
- ✦ Also competed in baseball and track and field, winning conference title in shot put as a junior
- ✦ Parents are Stacy Howell and Cartez Loudermilk
- ✦ Father played basketball at Independence Community College and Creighton.

ISAIAHH LOUDERMILK'S NFL REGULAR SEASON DEFENSIVE STATISTICS

DATE	TEAM	GP	GS	TK	S	TACKLES					INTERCEPTIONS					O. FUMB			ST			MISC													
						A	TFL	YDS	SK	YDS	QBH	NO	YDS	LG	TD	PD	FF	FR	TD	YDS	TK	S	A	FF	FR	S	A								
2021	Steelers	15	2	23	16	7	0	0	1.0	0.0	0	0	0	0	3	0	0	0	0	0	0	0	0	0	0	0	0	0	0	0	0	0	0	0	
2022	Steelers	11	3	7	4	3	1	1	0.0	0.0	0	0	0	0	0	0	0	0	0	0	0	0	0	0	0	0	0	0	0	0	0	0	0	0	0
2023	Steelers	16	0	16	8	8	0	0	0.0	0.0	1	0	0	0	2	0	0	0	0	0	0	0	0	0	0	0	0	0	0	0	0	0	0	0	0
NFL TOTALS		42	5	46	28	18	1	1	1.0	0.0	1	0	0	0	5	0	0	0	0	0	0	0	0	0	0	0	0	0	0	0	0	0	0	0	0

ISAIAH LOUDERMILK'S NFL POSTSEASON DEFENSIVE STATISTICS

DATE	TEAM	GP	GS	TACKLES							INTERCEPTIONS					O. FUMB			ST			MISC				
				TK	S	A	TFL	YDS	SK	YDS	QBH	NO	YDS	LG	TD	PD	FF	FR	TD	YDS	TK	S	A	FF	FR	S
2021	Steelers	1	0	3	1	2	0	0	0.0	0.0	0	0	0	0	0	0	0	0	0	0	0	0	0	0	0	0
2023	Steelers	1	0	0	0	0	0	0	0.0	0.0	0	0	0	0	0	0	0	0	0	0	0	0	0	0	0	
NFL TOTALS		2	0	3	1	2	0	0	0.0	0.0	0	0	0	0	0	0	0	0	0	0	0	0	0	0	0	

SINGLE-GAME HIGHS: DEFENSIVE

Total Tackles 6 at Kansas City Chiefs, Dec 26, 2021 Passes Defended 2 vs. San Francisco 49ers, Sep 10, 2023
 4 vs. Tennessee Titans, Dec 19, 2021
 Solo Tackles 4 vs. Tennessee Titans, Dec 19, 2021 1 vs. Cleveland Browns, Jan 03, 2022
 3 at Kansas City Chiefs, Dec 26, 2021 ...2 more at 1.
 Sacks 1.0 at Cleveland Browns, Oct 31, 2021 Tackles For Loss 1 at Carolina Panthers, Dec 18, 2022

SINGLE-GAME HIGHS - POSTSEASON: DEFENSIVE

Total Tackles 3 at Kansas City Chiefs, Jan 16, 2022 Solo Tackles 1 at Kansas City Chiefs, Jan 16, 2022

2023 GAME-BY-GAME REGULAR-SEASON STATISTICS (STEELERS)

DATE	OPPONENT	P/S	TACKLES							INTERCEPTIONS					O. FUMB			ST			MISC		W/L	SCORE			
			TK	S	A	SK	YDS	TFL	YDS	QBH	NO	YDS	LG	TD	PD	FF	FR	TD	YDS	TK	S	A			FF	FR	S
09/10	49ers	P	1	0	1	0.0	0.0	0	0	0	0	0	0	0	2	0	0	0	0	0	0	0	0	0	0	L	7-30
09/18	Browns	P	0	0	0	0.0	0.0	0	0	0	0	0	0	0	0	0	0	0	0	0	0	0	0	0	0	W	26-22
09/24	at Raiders	P	0	0	0	0.0	0.0	0	0	0	0	0	0	0	0	0	0	0	0	0	0	0	0	0	0	W	23-18
10/01	at Texans	P	1	1	0	0.0	0.0	0	0	0	0	0	0	0	0	0	0	0	0	0	0	0	0	0	0	L	6-30
10/08	Ravens	P	2	0	2	0.0	0.0	0	0	0	0	0	0	0	0	0	0	0	0	0	0	0	0	0	0	W	17-10
10/22	at Rams	P	0	0	0	0.0	0.0	0	0	0	0	0	0	0	0	0	0	0	0	0	0	0	0	0	0	W	24-17
10/29	Jaguars	P	2	1	1	0.0	0.0	0	0	0	0	0	0	0	0	0	0	0	0	0	0	0	0	0	0	L	10-20
11/02	Titans	P	2	0	2	0.0	0.0	0	0	0	0	0	0	0	0	0	0	0	0	0	0	0	0	0	0	W	20-16
11/12	Packers	P	2	2	0	0.0	0.0	0	0	0	0	0	0	0	0	0	0	0	0	0	0	0	0	0	0	W	23-19
11/19	at Browns	P	1	0	1	0.0	0.0	0	0	0	0	0	0	0	0	0	0	0	0	0	0	0	0	0	0	L	10-13
11/26	at Bengals	P	0	0	0	0.0	0.0	0	0	0	0	0	0	0	0	0	0	0	0	0	0	0	0	0	0	W	16-10
12/03	Cardinals	P	3	2	1	0.0	0.0	0	0	0	0	0	0	0	0	0	0	0	0	0	0	0	0	0	0	L	10-24
12/07	Patriots	P	0	0	0	0.0	0.0	0	0	0	0	0	0	0	0	0	0	0	0	0	0	0	0	0	0	L	18-21
12/16	at Colts																									L	13-30
12/23	Bengals	P	0	0	0	0.0	0.0	0	0	0	1	0	0	0	0	0	0	0	0	0	0	0	0	0	0	W	34-11
12/31	at Seahawks	P	1	1	0	0.0	0.0	0	0	0	0	0	0	0	0	0	0	0	0	0	0	0	0	0	0	W	30-23
01/06	at Ravens	P	1	1	0	0.0	0.0	0	0	0	0	0	0	0	0	0	0	0	0	0	0	0	0	0	0	W	17-10
2023 TOTALS		16-0	16	8	8	0.0	0.0	0	0	1	0	0	0	2	0	0	0	0	0	0	0	0	0	0	0	10-7	

2022 GAME-BY-GAME REGULAR-SEASON STATISTICS (STEELERS)

DATE	OPPONENT	P/S	TACKLES							INTERCEPTIONS					O. FUMB			ST			MISC		W/L	SCORE			
			TK	S	A	SK	YDS	TFL	YDS	QBH	NO	YDS	LG	TD	PD	FF	FR	TD	YDS	TK	S	A			FF	FR	S
09/11	at Bengals																									W	23-20+
09/18	Patriots																									L	14-17
09/22	at Browns																									L	17-29
10/02	Jets																									L	20-24
10/09	at Bills																									L	3-38
10/16	Buccaneers	S	2	1	1	0.0	0.0	0	0	0	0	0	0	0	0	0	0	0	0	0	0	0	0	0	0	W	20-18
10/23	at Dolphins	S	0	0	0	0.0	0.0	0	0	0	0	0	0	0	0	0	0	0	0	0	0	0	0	0	0	L	10-16
10/30	at Eagles	S	3	1	2	0.0	0.0	0	0	0	0	0	0	0	0	0	0	0	0	0	0	0	0	0	0	L	13-35
11/13	Saints	P	0	0	0	0.0	0.0	0	0	0	0	0	0	0	0	0	0	0	0	0	0	0	0	0	0	W	20-10
11/20	Bengals	P	0	0	0	0.0	0.0	0	0	0	0	0	0	0	0	0	0	0	0	0	0	0	0	0	0	L	30-37
11/28	at Colts	P	0	0	0	0.0	0.0	0	0	0	0	0	0	0	0	0	0	0	0	0	0	0	0	0	0	W	24-17
12/04	at Falcons																									W	19-16
12/11	Ravens	P	0	0	0	0.0	0.0	0	0	0	0	0	0	0	0	0	0	0	0	0	0	0	0	0	0	L	14-16
12/18	at Panthers	P	1	1	0	0.0	0.0	1	1	0	0	0	0	0	0	0	0	0	0	0	0	0	0	0	0	W	24-16
12/24	Raiders	P	0	0	0	0.0	0.0	0	0	0	0	0	0	0	0	0	0	0	0	0	0	0	0	0	0	W	13-10
01/01	at Ravens	P	0	0	0	0.0	0.0	0	0	0	0	0	0	0	0	0	0	0	0	0	0	0	0	0	0	W	16-13
01/08	Browns	P	1	1	0	0.0	0.0	0	0	0	0	0	0	0	0	0	0	0	0	0	0	0	0	0	0	W	28-14
2022 TOTALS		11-3	7	4	3	0.0	0.0	1	1	0	0	0	0	0	0	0	0	0	0	0	0	0	0	0	0	9-8	

+ - Overtime

2021 GAME-BY-GAME REGULAR-SEASON STATISTICS (STEELERS)

DATE	OPPONENT	P/S	TACKLES							INTERCEPTIONS					O. FUMB			ST				MISC		W/L	SCORE										
			TK	S	A	SK	YDS	TFL	YDS	QBH	NO	YDS	LG	TD	PD	FF	FR	TD	YDS	TK	S	A	FF			FR	S	A							
09/12	at Bills	P	1	0	1	0.0	0.0	0	0	0	ON INACTIVE LIST											0	0	0	0	0	0	0	0	0	0	0	0	W	23-16
09/19	Raiders	P	1	1	0	0.0	0.0	0	0	0	0	0	0	0	0	0	0	0	0	0	0	0	0	0	0	0	0	0	L	17-26					
09/26	Bengals	P	0	0	0	0.0	0.0	0	0	0	0	0	0	0	0	0	0	0	0	0	0	0	0	0	0	0	0	L	10-24						
10/03	at Packers	P	0	0	0	0.0	0.0	0	0	0	0	0	0	0	1	0	0	0	0	0	0	0	0	0	0	0	0	L	17-27						
10/10	Broncos	P	0	0	0	0.0	0.0	0	0	0	0	0	0	0	0	0	0	0	0	0	0	0	0	0	0	0	0	W	27-19						
10/17	Seahawks	P	1	1	0	0.0	0.0	0	0	0	0	0	0	0	0	0	0	0	0	0	0	0	0	0	0	0	0	W	23-20+						
10/31	at Browns	P	2	2	0	1.0	0.0	0	0	0	0	0	0	0	0	0	0	0	0	0	0	0	0	0	0	0	0	W	15-10						
11/08	Bears	P	0	0	0	0.0	0.0	0	0	0	0	0	0	0	0	0	0	0	0	0	0	0	0	0	0	0	W	29-27							
11/14	Lions	P	2	2	0	0.0	0.0	0	0	0	0	0	0	0	0	0	0	0	0	0	0	0	0	0	0	0	T	16-16							
11/21	at Chargers		ON INACTIVE LIST																						L	37-41									
11/28	at Bengals	P	1	0	1	0.0	0.0	0	0	0	0	0	0	0	1	0	0	0	0	0	0	0	0	0	0	0	0	L	10-41						
12/05	Ravens	P	1	1	0	0.0	0.0	0	0	0	0	0	0	0	0	0	0	0	0	0	0	0	0	0	0	0	0	W	20-19						
12/09	at Vikings	P	2	1	1	0.0	0.0	0	0	0	0	0	0	0	0	0	0	0	0	0	0	0	0	0	0	0	0	L	28-36						
12/19	Titans	P	4	4	0	0.0	0.0	0	0	0	0	0	0	0	0	0	0	0	0	0	0	0	0	0	0	0	0	W	19-13						
12/26	at Chiefs	S	6	3	3	0.0	0.0	0	0	0	0	0	0	0	0	0	0	0	0	0	0	0	0	0	0	0	0	L	10-36						
01/03	Browns	S	1	0	1	0.0	0.0	0	0	0	0	0	0	0	1	0	0	0	0	0	0	0	0	0	0	0	0	W	26-14						
01/09	at Ravens	P	1	1	0	0.0	0.0	0	0	0	0	0	0	0	0	0	0	0	0	0	0	0	0	0	0	0	0	W	16-13+						
2021 TOTALS		15-2	23	16	7	1.0	0.0	0	0	0	0	0	0	0	3	0	0	0	0	0	0	0	0	0	0	0	0	9-7-1							
+- Overtime																																			

2023 GAME-BY-GAME POSTSEASON STATISTICS (STEELERS)

DATE	OPPONENT	P/S	TACKLES							INTERCEPTIONS					O. FUMB			ST				MISC		W/L	SCORE				
			TK	S	A	SK	YDS	TFL	YDS	QBH	NO	YDS	LG	TD	PD	FF	FR	TD	YDS	TK	S	A	FF			FR	S	A	
01/15	at Bills	P	0	0	0	0.0	0.0	0	0	0	0	0	0	0	0	0	0	0	0	0	0	0	0	0	0	0	0	L	17-31
2023 TOTALS		1-0	0	0	0	0.0	0.0	0	0	0	0	0	0	0	0	0	0	0	0	0	0	0	0	0	0	0	0-1		



DEAN ^{DL} LOWRY

HEIGHT: 6-6
WEIGHT: 296
COLLEGE: Northwestern
BORN: June 9, 1994

HOW ACQUIRED: FA '24
NFL EXPERIENCE: 8th year
BIRTHPLACE: Rockford, IL



PRO CAREER

- ✦ Has played in 120 regular-season games (84 starts) in his eight-year NFL career (Green Bay 2016-22; Minnesota 2023)
- ✦ Has registered 266 tackles (143 solo), 32 quarterback hits, 23 tackles for loss, 15.5 sacks, 17 passes defended, one interception, one forced fumble and five fumble recoveries
- ✦ Missed only three regular-season games in his first seven seasons in the NFL (Green Bay 2016-22)
- ✦ His 120 regular-season games played are tied for the 18th-most in the NFL among defensive linemen since 2016
- ✦ Set or tied career highs in sacks (five), QB hits (nine) and passes defended (four) in 2021
- ✦ Has appeared in eight postseason contests with five starts, recording 18 tackles (seven solo).
- ✦ Made NFL debut in Week 1 of 2016 (at Jacksonville)
- ✦ Made NFL starting debut in Week 1 of 2017 (vs. Seattle)

2023 (VIKINGS)

- ✦ Played in nine games (four starts)
- ✦ Registered 18 tackles (14 solo), one fumble recovery and one pass defended
- ✦ Missed the final six weeks of the year following a season-ending injury

2022 (PACKERS)

- ✦ Played in 15 regular-season games (12 starts)
- ✦ Registered 43 tackles (23 solo), a half-sack, a tackle for a loss, a pass defended, five QB hits and a blocked field goal
- ✦ Placed on injured reserve (calf) on Dec. 27
- ✦ Recorded three tackles (two solo) and two quarterback hits in Week 1 at Minnesota
- ✦ Registered a season-high five tackles (four solo) in Week 2 vs. Chicago
- ✦ Posted five tackles (one solo), a half-sack and a quarterback hit in Week 4 vs. New England
- ✦ Recorded four tackles (two solo) and a quarterback hit in Week 11 vs. Tennessee
- ✦ Registered three tackles (two solo), a quarterback hit and the first blocked field goal of his career – when he blocked a 40-yard field goal attempt with 11:40 remaining in the game and the Packers trailing, 19-17

2021 (PACKERS)

- ✦ Started all 17 regular-season games
- ✦ Registered 42 tackles (24 solo), five tackles for loss, a career-high 5.0 sacks, a career-best-tying nine quarterback hits and a career-high-tying four passes defended
- ✦ Ranked third on the team in sacks and fourth in quarterback hits
- ✦ Registered at least a half-sack in four straight games (Weeks 5-8), the longest streak of his career
- ✦ Recorded two tackles (both assisted), a split sack shared with DL T.J. Slaton and tied his career high with two passes defended in Week 5 at Cincinnati
- ✦ Posted his first full sack of the season, bringing down QB Justin Fields for a loss of 10 yards and logged a season-high five tackles (four solo) in Week 6 at Chicago
- ✦ Matched his season high with five tackles (two solo) and had a split sack with LB Rashan Gary in Week 7 vs. Washington
- ✦ Registered three solo tackles and a sack of QB Kyle Murray for a loss of 10 yards in Week 8 at Arizona
- ✦ Logged his fourth sack of the season (career best), bringing down QB Baker Mayfield for a loss of 8 yards, added added two tackles (one solo), a tackle for loss and a quarterback hit in Week 16 vs. Cleveland
- ✦ Registered four tackles (two solo), two tackles for loss and a sack of QB Jared Goff for a loss of 8 yards in Week 18 at Detroit

2020 (PACKERS)

- ✦ Played in 16 regular-season games (16 starts)
- ✦ Recorded 36 tackles (14 solo), 3.0 sacks (fifth on the team, second on the defensive line), two tackles for loss, two passes defended and four quarterback hits
- ✦ Started both postseason contests and finished second among Packer defensive linemen with seven tackles (three solo)
- ✦ Posted three solo tackles, a sack, a tackle for a loss and a QB hit in Week 8 vs. Minnesota
- ✦ Recorded a season-high six tackles (two solo) while also recording a sack and two quarterback hits in Week 13 vs. Philadelphia
- ✦ Posted four tackles (two solo), a sack, a tackle for a loss and a quarterback hit in Week 14 at Detroit
- ✦ Registered five tackles (two solo) in Week 17 at Chicago
- ✦ Recorded five tackles (two solo) in the NFC Championship vs. Tampa Bay

2019 (PACKERS)

- ✦ Played in all 16 regular-season games (16 starts)
- ✦ Recorded a career-high 62 tackles (33 solo), five tackles for a loss, an interception, two passes defended, a fumble recovery, career-high nine quarterback hits and 11 quarterback pressures
- ✦ Started both playoff games and recorded five tackles (two solo) and a quarterback pressure
- ✦ Finished with four tackles (one solo), a quarterback hit and helped limit the Bears to just 46 rushing yards on 15 carries (3.1 avg.) in Week 1 at Chicago
- ✦ Posted three tackles (one solo), a tackle for a loss, a fumble recovery, four quarterback pressures and a quarterback hit in Week 2 vs. Minnesota
- ✦ Finished with a career-high nine tackles (five solo), three tackles for a loss and a quarterback hit in Week 3 vs. Denver
- ✦ Registered six tackles (four solo) and a tackle for a loss in Week 13 at N.Y. Giants
- ✦ Posted an assisted tackle, the first interception of his career and a quarterback pressure in Week 15 vs. Chicago

2018 (PACKERS)

- ✦ Played in all 16 regular-season games (eight starts)
- ✦ Registered 57 tackles (career-high 39 solo), seven tackles for a loss, three sacks, three passes defended, a forced fumble, a fumble recovery, two quarterback hits and 14 quarterback pressures (third-best on the team)
- ✦ Made his first start of the season, posting three tackles (one solo) and tying for the team lead with three quarterback pressures in Week 4 vs. Buffalo
- ✦ Led the defensive line with a season-high six tackles (three solo) and added three quarterback pressures in Week 5 at Detroit
- ✦ Matched his season high with six tackles (all solo) and a sack, his first of the season, along with a team-high three quarterback pressures in Week 10 vs. Miami
- ✦ Finished with four tackles (three solo), two tackles for a loss, a sack and a quarterback hit in Week 12 at Minnesota
- ✦ Matched his season high with six tackles (three solo) and added a sack, a quarterback pressure and a pass defended in Week 13 vs. Arizona
- ✦ Posted five tackles (two solo), a forced fumble and a fumble recovery in Week 15 at Chicago
- ✦ Finished with five tackles (four solo), a quarterback pressure and a career-high two passes defended in Week 17 vs. Detroit

2017 (PACKERS)

- ✦ Played in all 16 regular-season games (11 starts)
- ✦ Registered 34 tackles (22 solo), two sacks, seven tackles for a loss, a fumble recovery for a TD, two passes defended, eight quarterback hits and six quarterback pressures
- ✦ Earned NFC Defensive Player of the Week honors for his performance in Week 13 vs. Tampa Bay
- ✦ Registered two tackles (both solo), two tackles for a loss and a half-sack in Week 9 vs. Detroit
- ✦ Posted four tackles (three solo) and a half-sack in Week 11 vs. Baltimore
- ✦ Recorded four tackles (all solo), a sack, a fumble recovery, a quarterback pressure and a quarterback hit in Week 13 vs. Tampa Bay
- ✦ Posted his first career TD, catching a fumble forced and returned 62 yards for a TD against the Buccaneers
- ✦ Marked the longest fumble-return TD by the Packers since DE Keith McKenzie's 88-yard return for a score at Pittsburgh on Nov. 9, 1998, and was the first by the Packers since CB Casey Hayward's 49-yard TD return vs. Philadelphia on Nov. 16, 2014
- ✦ Seventh Green Bay player (since 1982) to register a sack and a defensive TD in the same game

2016 (PACKERS)

- ✦ Played in 15 regular-season games (no starts)
- ✦ Registered 14 tackles (eight solo), 2.0 sacks, three tackles for a loss, nine quarterback pressures and three quarterback hits
- ✦ Dressed, but did not see any action, in Week 12
- ✦ Appeared in all three postseason contests and posted two tackles (one solo) and a quarterback pressure
- ✦ Posted his first career sack along with a pass defended, three quarterback pressures (tied for the team lead) and a quarterback hit in Week 13 vs. Houston
- ✦ Recorded a season-high four tackles (two solo), a sack, a quarterback hit and a quarterback pressure in Week 14 vs. Seattle

TRANSACTIONS

- ✦ Signed a two-year contract with Pittsburgh on Apr. 1, 2024
- ✦ Signed a one-year contract with Minnesota on March 17, 2023
- ✦ Signed a three-year contract extension with Green Bay on July 24, 2019
- ✦ Signed a four-year contract with the Packers on May 6, 2016
- ✦ Drafted by Green Bay in the fourth round (137th overall) of the 2016 NFL Draft, the second of two compensatory choices awarded to the team
- ✦ First defensive end from Northwestern to be drafted since DE Corey Wootton was selected by the Chicago Bears in 2010 (fourth round, No. 109 overall)
- ✦ Became the first player from Northwestern drafted by the Packers since DT James Anderson in 1973 (14th round)

PERSONAL

- ✦ Given name Dean Vincent Lowry
- ✦ Born in Rockford, Illinois
- ✦ Earned IHCA 7A all-state recognition at Rockford (Ill.) Boylan High School, where he was named the Northern Illinois Conference (NIC-10) Defensive MVP as a senior in 2011 after registering 65 tackles, including 21 tackles for a loss and 10 sacks
- ✦ All-State selection by Chicago Tribune and the Champaign News-Gazette
- ✦ Earned All-Midwest honors from SuperPrep
- ✦ Named team MVP as a senior
- ✦ Member of back-to-back state championship teams in 2010 and 2011 as Boylan finished with a perfect 14-0 mark in both of those seasons
- ✦ Named to the honor roll as a junior and as a senior

COMMUNITY

- ✦ Spent time with veterans at the Huddle for Heroes event at The Turn in Titledown
- ✦ Visited with kids at the Milwaukee Children's Hospital and helped build a playground with the Milwaukee police
- ✦ Signed autographs to raise funds for The Salvation Army
- ✦ Visited the Mukwonago High School basketball team to congratulate the students for their work raising funds for the Make-A-Wish Wisconsin program, Kids For Wish Kids®
- ✦ Gave a speech at graduation at Pioneer Elementary School in Ashwaubenon, Wisconsin
- ✦ Took part in the Green Bay Packers Give Back Bowling Event in 2018 to raise money for Northeast Wisconsin Technical College (NWTCC) and in 2019 to raise money for the Wisconsin Court Appointed Special Advocates (CASA) Association
- ✦ Visited the cadets at the Wisconsin Challenge Academy at Fort McCoy and participated in a youth outreach event at the University of Wisconsin-Green Bay
- ✦ While he was in college, visited elementary schools in Evanston, Ill., to discuss the importance of education and exercise with students

COLLEGE

- † Played in 48 games (33 starts) for Northwestern (2012-15)
- † Registered 134 tackles (83 solo), 31.5 tackles for a loss, 12.5 sacks, three interceptions (one returned for a TD), 21 passes defended, three fumble recoveries and three forced fumbles
- † Earned his degree in economics
- † Started 12 games and earned second-team All-Big Ten honors after posting a career-high 46 tackles (27 solo), including 13.5 tackles for a loss (No. 2 on the team), 3.0 sacks, an interception, a fumble recovery and seven passes defended as a senior in 2015
- † Part of a Northwestern defense that ranked No. 12 in the country in points allowed (18.6 ppg) in 2015
- † Set a school single-game record and tied the sixth-best mark in conference history with six tackles for a loss, earning NU's Defensive Player of the Game honors after finishing with a career-high 10 tackles (seven solo) and a career-best 2.0 sacks in the 30-28 win at Nebraska in 2015
- † Started all 12 contests and earned honorable mention All-Big Ten recognition after recording 41 tackles (25 solo), including eight tackles for a loss, 4.0 sacks, a forced fumble and a career-high eight passes defended as a junior in 2014
- † Played in 11 games (nine starts) and recorded seven tackles for a loss (tied for second on the team) and 4.5 sacks (third) as a sophomore in 2013
- † Registered 33 tackles (22 solo), five passes defended, a career-high two forced fumbles and a fumble recovery in 2013
- † Played in all 13 games, one of four true freshmen to play for the Wildcats, and was named to ESPN.com's Big Ten All-Freshman team in 2012
- † Recorded 14 tackles (nine solo), a sack, a pass defended and a fumble recovery in 2012

DEAN LOWRY'S NFL REGULAR SEASON DEFENSIVE STATISTICS

DATE	TEAM	GP	GS	TACKLES						INTERCEPTIONS					O. FUMB			ST			MISC.						
				TK	S	A	TFL	YDS	SK	YDS	QBH	NO	YDS	LG	TD	PD	FF	FR	TD	YDS	TK	S	A	FF	FR	S	A
2016	Packers	15	0	8	6	2	3	20	2.0	19.0	2	0	0	0	1	0	0	0	0	0	0	0	0	0	0	0	0
2017	Packers	16	11	32	18	14	5	28	2.0	21.0	5	0	0	0	2	0	1	1	62	0	0	0	0	0	0	0	
2018	Packers	16	8	44	31	13	5	27	3.0	23.0	5	0	0	0	3	1	1	0	0	0	0	0	0	0	0	0	
2019	Packers	16	16	47	23	24	2	2	0.0	0.0	2	1	7	7	0	3	1	1	0	0	0	0	0	0	0	0	
2020	Packers	16	16	36	14	22	2	19	3.0	19.0	4	0	0	0	2	0	0	0	0	0	0	0	0	0	0	0	
2021	Packers	17	17	42	24	18	5	40	5.0	42.0	9	0	0	0	4	0	1	1	0	0	0	0	0	0	0	0	
2022	Packers	15	12	43	23	20	1	2	0.5	3.0	5	0	0	0	1	0	0	0	0	0	0	0	0	0	0	0	
2023	Vikings	9	4	14	4	10	0	0	0.0	0.0	0	0	0	0	1	0	1	0	0	0	0	0	0	0	0	0	
NFL TOTALS		120	84	266	143	123	23	138	15.5	127.0	32	1	7	7	0	17	1	5	1	62	0	0	0	0	0	0	0

DEAN LOWRY'S NFL POSTSEASON DEFENSIVE STATISTICS

DATE	TEAM	GP	GS	TACKLES						INTERCEPTIONS					O. FUMB			ST			MISC.						
				TK	S	A	TFL	YDS	SK	YDS	QBH	NO	YDS	LG	TD	PD	FF	FR	TD	YDS	TK	S	A	FF	FR	S	A
2016	Packers	3	0	1	1	0	0	0	0.0	0.0	0	0	0	0	0	0	0	0	0	0	0	0	0	0	0	0	0
2019	Packers	2	2	3	2	1	0	0	0.0	0.0	0	0	0	0	0	0	0	0	0	0	0	0	0	0	0	0	0
2020	Packers	2	2	7	3	4	0	0	0.0	0.0	0	0	0	0	0	0	0	0	0	0	0	0	0	0	0	0	0
2021	Packers	1	1	4	1	3	0	0	0.0	0.0	0	0	0	0	1	0	0	0	0	0	0	0	0	0	0	0	0
NFL TOTALS		8	5	15	7	8	0	0	0.0	0.0	0	0	0	0	1	0	0	0	0	0	0	0	0	0	0	0	0

SINGLE-GAME HIGHS: DEFENSIVE

Total Tackles	9 vs. Denver Broncos, Sep 22, 2019 7 at Minnesota Vikings, Dec 23, 2019	Fumble Recoveries	1 vs. San Francisco 49ers, Oct 23, 2023 1 vs. Washington Football Team, Oct 24, 2021 ...3 more at 1.
Solo Tackles	6 vs. Miami Dolphins, Nov 11, 2018 5 vs. Denver Broncos, Sep 22, 2019	Tackles For Loss	3 vs. Denver Broncos, Sep 22, 2019 2 at Detroit Lions, Jan 09, 2022 ...2 more at 2.
Sacks	1.0 at Detroit Lions, Jan 09, 2022 1.0 vs. Cleveland Browns, Dec 25, 2021 ...11 more at 1.0.	Interceptions	1 vs. Chicago Bears, Dec 15, 2019 Interception Return Yards 7 vs. Chicago Bears, Dec 15, 2019 Longest Opp Fumble Return 62 vs. Tampa Bay Buccaneers, Dec 03, 2017
Passes Defended	2 at Cincinnati Bengals, Oct 10, 2021 2 vs. Detroit Lions, Dec 30, 2018	Forced Fumbles	1 at Chicago Bears, Dec 16, 2018

SINGLE-GAME HIGHS - POSTSEASON: DEFENSIVE

Total Tackles	5 vs. Tampa Bay Buccaneers, Jan 24, 2021 4 vs. San Francisco 49ers, Jan 22, 2022 4 vs. Seattle Seahawks, Jan 12, 2020 2 vs. Los Angeles Rams, Jan 16, 2021 1 at San Francisco 49ers, Jan 19, 2020 ...2 more at 1.	Passes Defended	1 vs. San Francisco 49ers, Jan 22, 2022
Solo Tackles	2 vs. Tampa Bay Buccaneers, Jan 24, 2021 2 vs. Seattle Seahawks, Jan 12, 2020 1 vs. San Francisco 49ers, Jan 22, 2022 1 vs. Los Angeles Rams, Jan 16, 2021 ...1 more at 1.		

2023 GAME-BY-GAME REGULAR-SEASON STATISTICS (VIKINGS)

DATE	OPPONENT	P/S	TACKLES							INTERCEPTIONS				O. FUMB			ST				MISC		W/L	SCORE			
			TK	S	A	SK	YDS	TFL	YDS	QBH	NO	YDS	LG	TD	PD	FF	FR	TD	YDS	TK	S	A			FF	FR	S
09/10	Buccaneers	S	5	2	3	0.0	0.0	0	0	0	0	0	0	0	0	0	0	0	0	0	0	0	0	0	0	L	17-20
09/14	at Eagles	P	1	0	1	0.0	0.0	0	0	0	0	0	0	0	0	0	0	0	0	0	0	0	0	0	0	L	28-34
09/24	Chargers	S	0	0	0	0.0	0.0	0	0	0	0	0	0	0	0	0	0	0	0	0	0	0	0	0	0	L	24-28
10/01	at Panthers	P	2	0	2	0.0	0.0	0	0	0	0	0	1	0	0	0	0	0	0	0	0	0	0	0	0	W	21-13
10/08	Chiefs	P	1	0	1	0.0	0.0	0	0	0	0	0	0	0	0	0	0	0	0	0	0	0	0	0	0	L	20-27
10/15	at Bears	P	2	1	1	0.0	0.0	0	0	0	0	0	0	0	0	0	0	0	0	0	0	0	0	0	0	W	19-13
10/23	49ers	S	3	1	2	0.0	0.0	0	0	0	0	0	0	0	1	0	0	0	0	0	0	0	0	0	0	W	22-17
10/29	at Packers	P	0	0	0	0.0	0.0	0	0	0	0	0	0	0	0	0	0	0	0	0	0	0	0	0	0	W	24-10
11/05	at Falcons																									W	31-28
11/12	Saints																									W	27-19
11/19	at Broncos																									L	20-21
11/27	Bears																									L	10-12
12/10	at Raiders																									W	3-0
12/16	at Bengals																									L	24-27+
12/24	Lions																									L	24-30
12/31	Packers																									L	10-33
01/07	at Lions																									L	20-30
2023 TOTALS		8-3	14	4	10	0.0	0.0	0	0	0	0	0	0	1	0	1	0	0	0	0	0	0	0	0	0	7-10	

+ - Overtime

2022 GAME-BY-GAME REGULAR-SEASON STATISTICS (PACKERS)

DATE	OPPONENT	P/S	TACKLES							INTERCEPTIONS				O. FUMB			ST				MISC		W/L	SCORE			
			TK	S	A	SK	YDS	TFL	YDS	QBH	NO	YDS	LG	TD	PD	FF	FR	TD	YDS	TK	S	A			FF	FR	S
09/11	at Vikings	S	3	2	1	0.0	0.0	0	0	2	0	0	0	0	0	0	0	0	0	0	0	0	0	0	0	L	7-23
09/18	Bears	S	5	4	1	0.0	0.0	0	0	0	0	0	0	0	0	0	0	0	0	0	0	0	0	0	0	W	27-10
09/25	at Buccaneers	S	3	1	2	0.0	0.0	0	0	0	0	0	0	0	0	0	0	0	0	0	0	0	0	0	0	W	14-12
10/02	Patriots	S	5	2	3	0.5	3.0	0	0	1	0	0	0	0	0	0	0	0	0	0	0	0	0	0	0	W	27-24+
10/09	Giants	S	3	2	1	0.0	0.0	0	0	0	0	0	0	0	0	0	0	0	0	0	0	0	0	0	0	L	22-27
10/16	Jets	S	2	2	0	0.0	0.0	0	0	0	0	0	0	1	0	0	0	0	0	0	0	0	0	0	0	L	10-27
10/23	at Commanders	S	4	1	3	0.0	0.0	0	0	0	0	0	0	0	0	0	0	0	0	0	0	0	0	0	0	L	21-23
10/30	at Bills	S	2	1	1	0.0	0.0	0	0	0	0	0	0	0	0	0	0	0	0	0	0	0	0	0	0	L	17-27
11/06	at Lions	S	3	2	1	0.0	0.0	1	2	0	0	0	0	0	0	0	0	0	0	0	0	0	0	0	0	L	9-15
11/13	Cowboys	S	4	1	3	0.0	0.0	0	0	0	0	0	0	0	0	0	0	0	0	0	0	0	0	0	0	W	31-28+
11/17	Titans	S	4	2	2	0.0	0.0	0	0	1	0	0	0	0	0	0	0	0	0	0	0	0	0	0	0	L	17-27
11/27	at Eagles	P	2	1	1	0.0	0.0	0	0	0	0	0	0	0	0	0	0	0	0	0	0	0	0	0	0	L	33-40
12/04	at Bears	P	3	2	1	0.0	0.0	0	0	1	0	0	0	0	0	0	0	0	0	0	0	0	0	0	0	W	28-19
12/19	Rams	P	0	0	0	0.0	0.0	0	0	0	0	0	0	0	0	0	0	0	0	0	0	0	0	0	0	W	24-12
12/25	at Dolphins	S	0	0	0	0.0	0.0	0	0	0	0	0	0	0	0	0	0	0	0	0	0	0	0	0	0	W	26-20
01/01	Vikings																									W	41-17
01/08	Lions																									L	16-20
2022 TOTALS		15-12	43	23	20	0.5	3.0	1	2	5	0	0	0	0	1	0	0	0	0	0	0	0	0	0	0	8-9	

+ - Overtime

2021 GAME-BY-GAME REGULAR-SEASON STATISTICS (PACKERS)

DATE	OPPONENT	P/S	TACKLES							INTERCEPTIONS				O. FUMB			ST				MISC		W/L	SCORE			
			TK	S	A	SK	YDS	TFL	YDS	QBH	NO	YDS	LG	TD	PD	FF	FR	TD	YDS	TK	S	A			FF	FR	S
09/12	at Saints	S	4	3	1	0.0	0.0	0	0	0	0	0	0	0	0	0	0	0	0	0	0	0	0	0	0	L	3-38
09/20	Lions	S	4	0	4	0.0	0.0	0	0	0	0	0	0	0	0	0	0	0	0	0	0	0	0	0	0	W	35-17
09/26	at 49ers	S	2	1	1	0.0	0.0	0	0	1	0	0	0	0	0	0	0	0	0	0	0	0	0	0	0	W	30-28
10/03	Steelers	S	2	2	0	0.0	0.0	0	0	0	0	0	0	0	0	0	0	0	0	0	0	0	0	0	0	W	27-17
10/10	at Bengals	S	2	0	2	0.5	1.0	0	0	1	0	0	0	0	2	0	0	0	0	0	0	0	0	0	0	W	25-22+
10/17	at Bears	S	5	4	1	1.0	10.0	1	10	1	0	0	0	0	0	0	0	0	0	0	0	0	0	0	0	W	24-14
10/24	Football Team	S	5	2	3	0.5	5.0	0	0	1	0	0	0	0	0	1	0	0	0	0	0	0	0	0	0	W	24-10
10/28	at Cardinals	S	3	3	0	1.0	10.0	1	10	1	0	0	0	0	0	0	0	0	0	0	0	0	0	0	0	W	24-21
11/07	at Chiefs	S	1	1	0	0.0	0.0	0	0	0	0	0	0	0	0	0	0	0	0	0	0	0	0	0	0	L	7-13
11/14	Seahawks	S	1	1	0	0.0	0.0	0	0	0	0	0	0	0	0	0	0	0	0	0	0	0	0	0	0	W	17-0
11/21	at Vikings	S	2	2	0	0.0	0.0	0	0	0	0	0	0	0	0	0	0	0	0	0	0	0	0	0	0	L	31-34
11/28	Rams	S	0	0	0	0.0	0.0	0	0	1	0	0	0	0	0	0	0	0	0	0	0	0	0	0	0	W	36-28
12/12	Bears	S	3	1	2	0.0	0.0	0	0	1	0	0	0	0	0	0	0	0	0	0	0	0	0	0	0	W	45-30
12/19	at Ravens	S	1	1	0	0.0	0.0	0	0	0	0	0	0	1	0	0	0	0	0	0	0	0	0	0	0	W	31-30
12/25	Browns	S	2	1	1	1.0	8.0	1	8	1	0	0	0	0	0	0	0	0	0	0	0	0	0	0	0	W	24-22
01/02	Vikings	S	1	0	1	0.0	0.0	0	0	0	0	0	0	1	0	0	0	0	0	0	0	0	0	0	0	W	37-10
01/09	at Lions	S	4	2	2	1.0	8.0	2	12	1	0	0	0	0	0	0	0	0	0	0	0	0	0	0	0	L	30-37
2021 TOTALS		17-17	42	24	18	5.0	42.0	5	40	9	0	0	0	0	4	0	1	0	0	0	0	0	0	0	0	13-4	

+ - Overtime

2016 GAME-BY-GAME REGULAR-SEASON STATISTICS (PACKERS)

DATE	OPPONENT	P/S	TACKLES					INTERCEPTIONS				O. FUMB			ST				MISC		W/L	SCORE							
			TK	S	A	SK	YDS	TFL	YDS	QBH	NO	YDS	LG	TD	PD	FF	FR	TD	YDS	TK			S	A	FF	FR	S	A	
09/11	at Jaguars	P	1	1	0	0.0	0.0	0	0	0	0	0	0	0	0	0	0	0	0	0	0	0	0	0	0	0	W	27-23	
09/18	at Vikings	P	0	0	0	0.0	0.0	0	0	0	0	0	0	0	0	0	0	0	0	0	0	0	0	0	0	0	L	14-17	
09/25	Lions	P	2	2	0	0.0	0.0	1	1	0	0	0	0	0	0	0	0	0	0	0	0	0	0	0	0	0	W	34-27	
10/09	Giants	P	0	0	0	0.0	0.0	0	0	0	0	0	0	0	0	0	0	0	0	0	0	0	0	0	0	0	W	23-16	
10/16	Cowboys	P	0	0	0	0.0	0.0	0	0	0	0	0	0	0	0	0	0	0	0	0	0	0	0	0	0	0	L	16-30	
10/20	Bears	P	0	0	0	0.0	0.0	0	0	0	0	0	0	0	0	0	0	0	0	0	0	0	0	0	0	0	W	26-10	
10/30	at Falcons	P	0	0	0	0.0	0.0	0	0	0	0	0	0	0	0	0	0	0	0	0	0	0	0	0	0	0	L	32-33	
11/06	Colts	P	0	0	0	0.0	0.0	0	0	0	0	0	0	0	0	0	0	0	0	0	0	0	0	0	0	0	L	26-31	
11/13	at Titans	P	0	0	0	0.0	0.0	0	0	0	0	0	0	0	0	0	0	0	0	0	0	0	0	0	0	0	L	25-47	
11/20	at Redskins	P	0	0	0	0.0	0.0	0	0	0	0	0	0	0	0	0	0	0	0	0	0	0	0	0	0	0	L	24-42	
11/28	at Eagles		DID NOT PLAY (NON-INJURY)																							W	27-13		
12/04	Texans	P	1	1	0	1.0	8.0	1	8	1	0	0	0	0	1	0	0	0	0	0	0	0	0	0	0	0	0	W	21-13
12/11	Seahawks	P	2	2	0	1.0	11.0	1	11	1	0	0	0	0	0	0	0	0	0	0	0	0	0	0	0	0	W	38-10	
12/18	at Bears	P	0	0	0	0.0	0.0	0	0	0	0	0	0	0	0	0	0	0	0	0	0	0	0	0	0	0	W	30-27	
12/24	Vikings	P	0	0	0	0.0	0.0	0	0	0	0	0	0	0	0	0	0	0	0	0	0	0	0	0	0	0	W	38-25	
01/01	at Lions	P	2	0	2	0.0	0.0	0	0	0	0	0	0	0	0	0	0	0	0	0	0	0	0	0	0	0	W	31-24	
2016 TOTALS		15-0	8	6	2	2.0	19.0	3	20	2	0	0	0	0	1	0	0	0	0	0	0	0	0	0	0	0	10-6		

2021 GAME-BY-GAME POSTSEASON STATISTICS (PACKERS)

DATE	OPPONENT	P/S	TACKLES					INTERCEPTIONS				O. FUMB			ST				MISC		W/L	SCORE						
			TK	S	A	SK	YDS	TFL	YDS	QBH	NO	YDS	LG	TD	PD	FF	FR	TD	YDS	TK			S	A	FF	FR	S	A
01/22	49ers	S	4	1	3	0.0	0.0	0	0	0	0	0	0	0	0	0	0	0	0	0	0	0	0	0	0	0	L	10-13
2021 TOTALS		1-1	4	1	3	0.0	0.0	0	0	0	0	0	0	0	0	0	0	0	0	0	0	0	0	0	0	0	0-1	

2020 GAME-BY-GAME POSTSEASON STATISTICS (PACKERS)

DATE	OPPONENT	P/S	TACKLES					INTERCEPTIONS				O. FUMB			ST				MISC		W/L	SCORE						
			TK	S	A	SK	YDS	TFL	YDS	QBH	NO	YDS	LG	TD	PD	FF	FR	TD	YDS	TK			S	A	FF	FR	S	A
01/16	Rams	S	2	1	1	0.0	0.0	0	0	0	0	0	0	0	0	0	0	0	0	0	0	0	0	0	0	0	W	32-18
01/24	Buccaneers	S	5	2	3	0.0	0.0	0	0	0	0	0	0	0	0	0	0	0	0	0	0	0	0	0	0	0	L	26-31
2020 TOTALS		2-2	7	3	4	0.0	0.0	0	0	0	0	0	0	0	0	0	0	0	0	0	0	0	0	0	0	0	1-1	

2019 GAME-BY-GAME POSTSEASON STATISTICS (PACKERS)

DATE	OPPONENT	P/S	TACKLES					INTERCEPTIONS				O. FUMB			ST				MISC		W/L	SCORE						
			TK	S	A	SK	YDS	TFL	YDS	QBH	NO	YDS	LG	TD	PD	FF	FR	TD	YDS	TK			S	A	FF	FR	S	A
01/12	Seahawks	S	2	1	1	0.0	0.0	0	0	0	0	0	0	0	0	0	0	0	0	0	0	0	0	0	0	0	W	28-23
01/19	at 49ers	S	1	1	0	0.0	0.0	0	0	0	0	0	0	0	0	0	0	0	0	0	0	0	0	0	0	0	L	20-37
2019 TOTALS		2-2	3	2	1	0.0	0.0	0	0	0	0	0	0	0	0	0	0	0	0	0	0	0	0	0	0	0	1-1	

2016 GAME-BY-GAME POSTSEASON STATISTICS (PACKERS)

DATE	OPPONENT	P/S	TACKLES					INTERCEPTIONS				O. FUMB			ST				MISC		W/L	SCORE						
			TK	S	A	SK	YDS	TFL	YDS	QBH	NO	YDS	LG	TD	PD	FF	FR	TD	YDS	TK			S	A	FF	FR	S	A
01/08	Giants	P	0	0	0	0.0	0.0	0	0	0	0	0	0	0	0	0	0	0	0	0	0	0	0	0	0	0	W	38-13
01/15	at Cowboys	P	0	0	0	0.0	0.0	0	0	0	0	0	0	0	0	0	0	0	0	0	0	0	0	0	0	0	W	34-31
01/22	at Falcons	P	1	1	0	0.0	0.0	0	0	0	0	0	0	0	0	0	0	0	0	0	0	0	0	0	0	0	L	21-44
2016 TOTALS		3-0	1	1	0	0.0	0.0	0	0	0	0	0	0	0	0	0	0	0	0	0	0	0	0	0	0	0	2-1	



JONATHAN MARSHALL

HEIGHT: 6-3
WEIGHT: 310
COLLEGE: Arkansas
BORN: September 16, 1997

HOW ACQUIRED: W '22 (NYJ)
NFL EXPERIENCE: 2nd year
BIRTHPLACE: Shepherd, TX

91



PRO CAREER

- ✦ Has played in four regular-season games (no starts) in three-year NFL career (N.Y. Jets 2021; Pittsburgh 2022-23)
- ✦ Has registered two tackles (one solo) and one quarterback hit
- ✦ Made NFL debut in Week 4 of 2021 (vs. Tennessee)

2023 (STEELERS)

- ✦ Did not appear in a game
- ✦ Spent the entire season on the practice squad

2022 (JETS/STEELERS)

- ✦ Did not appear in a game for Pittsburgh
- ✦ Was a member of the Jets practice squad

2021 (JETS)

- ✦ Played in four games
- ✦ Recorded two tackles and one quarterback hit in Week 15 at Miami

TRANSACTIONS

- ✦ Signed a Reserve/Future contract with Pittsburgh on Jan. 18, 2024
- ✦ Signed to the Steelers practice squad on Aug. 30, 2023
- ✦ Waived by Pittsburgh on Aug. 29, 2023
- ✦ Signed to the active roster by the Steelers on Dec. 14, 2022
- ✦ Signed to the N.Y. Jets practice squad on Aug. 31, 2022
- ✦ Waived by the N.Y. Jets on Aug. 30, 2022
- ✦ Signed a four-year contract with the N.Y. Jets on May 7, 2021
- ✦ Drafted by the N.Y. Jets in the sixth round (207th overall) of the 2021 NFL Draft

PERSONAL

- ✦ Attendend Shepherd (Texas)
- ✦ A consensus three-star recruit by ESPN, Rivals, Scout and 247Sports
- ✦ Ranked as the No. 17 strong-side defensive end in the country and the No. 374 overall recruit by 247Sports
- ✦ Top 50 player in the state of Texas by 247Sports and No. 77 by ESPN
- ✦ Rated as the No. 57 defensive end by ESPN and No. 59 by Scout
- ✦ Earned 4A All-State second team honors from Texas Associated Press Sports Editors as a senior in 2015 under the guidance of head coach Chip Keel
- ✦ Named the District 8-4A Division II Defensive MVP
- ✦ Produced 71 tackles, 21 tackles for loss and 10 sacks as a junior ... Named to the 8-4A All-District second team in 2014
- ✦ Earned District 22-3A Newcomer of the Year as a sophomore after 22 of his 39 tackles went for a loss, highlighted by five sacks
- ✦ Four-year letterwinner in basketball
- ✦ Cousin, Cedric Reed, played for the Buffalo Bills and Miami Dolphins
- ✦ Relative, Cedric Hardman, was the ninth overall pick of the 1970 NFL Draft by the San Francisco 49ers and is currently the franchise's all-time leader with 112.5 sacks

COLLEGE

- ✦ Played in 45 games for Arkansas (2017-20)
- ✦ As a senior, recorded 35 tackles, including 6.5 tackles for loss for the second-most on the team
- ✦ Led the Hogs with four quarterback hurries and registered a team-high 29 QB pressures in 2020
- ✦ Had six-straight games with a tackle for loss in 2020
- ✦ Recorded 17 tackles, eight solo, including 4.5 for loss with half-a-sack against Missouri in 2019

JONATHAN MARSHALL'S NFL REGULAR SEASON DEFENSIVE STATISTICS

DATE	TEAM	GP	GS	TACKLES							INTERCEPTIONS					O. FUMB			ST			MISC.					
				TK	S	A	TFL	YDS	SK	YDS	QBH	NO	YDS	LG	TD	PD	FF	FR	TD	YDS	TK	S	A	FF	FR	S	A
2021	Jets	4	0	2	1	1	0	0	0.0	0.0	1	0	0	0	0	0	0	0	0	0	0	0	0	0	0	0	0
2022	Jets	0	0	0	0	0	0	0	0.0	0.0	0	0	0	0	0	0	0	0	0	0	0	0	0	0	0	0	0
2023	Steelers	0	0	0	0	0	0	0	0.0	0.0	0	0	0	0	0	0	0	0	0	0	0	0	0	0	0	0	0
NFL TOTALS		4	0	2	1	1	0	0	0.0	0.0	1	0	0	0	0	0	0	0	0	0	0	0	0	0	0	0	0

JONATHAN MARSHALL'S NFL POSTSEASON DEFENSIVE STATISTICS

DATE	TEAM	GP	GS	TACKLES							INTERCEPTIONS							O. FUMB			ST			MISC		
				TK	S	A	SK	YDS	TFL	YDS	QBH	NO	YDS	LG	TD	PD	FF	FR	TD	YDS	TK	S	A	FF	FR	S
2023	Steelers	0	0	0	0	0	0	0	0.0	0.0	0	0	0	0	0	0	0	0	0	0	0	0	0	0	0	0
NFL TOTALS		0	0	0	0	0	0	0	0.0	0.0	0	0	0	0	0	0	0	0	0	0	0	0	0	0	0	

SINGLE-GAME HIGHS: DEFENSIVE

Total Tackles 2 at Miami Dolphins, Dec 19, 2021

Solo Tackles 1 at Miami Dolphins, Dec 19, 2021

2023 GAME-BY-GAME REGULAR-SEASON STATISTICS (STEELERS)

DATE	OPPONENT	P/S	TACKLES							INTERCEPTIONS							O. FUMB			ST			MISC		W/L	SCORE
			TK	S	A	SK	YDS	TFL	YDS	QBH	NO	YDS	LG	TD	PD	FF	FR	TD	YDS	TK	S	A	FF	FR		
09/10	49ers																								L	7-30
09/18	Browns																								W	26-22
09/24	at Raiders																								W	23-18
10/01	at Texans																								L	6-30
10/08	Ravens																								W	17-10
10/22	at Rams																								W	24-17
10/29	Jaguars																								L	10-20
11/02	Titans																								W	20-16
11/12	Packers																								W	23-19
11/19	at Browns																								L	10-13
11/26	at Bengals																								W	16-10
12/03	Cardinals																								L	10-24
12/07	Patriots																								L	18-21
12/16	at Colts																								L	13-30
12/23	Bengals																								W	34-11
12/31	at Seahawks																								W	30-23
10/06	at Ravens																								W	17-10
2023 TOTALS		0	0	0	0.0	0.0	0	0	0	0	0	0	0	0	0	0	0	0	0	0	0	0	0	0	0	10-7

2022 GAME-BY-GAME REGULAR-SEASON STATISTICS (JETS)

DATE	OPPONENT	P/S	TACKLES							INTERCEPTIONS							O. FUMB			ST			MISC		W/L	SCORE
			TK	S	A	SK	YDS	TFL	YDS	QBH	NO	YDS	LG	TD	PD	FF	FR	TD	YDS	TK	S	A	FF	FR		
09/25	Bengals																								L	12-27
10/02	at Steelers																								W	24-20
10/09	Dolphins																								W	40-17
10/16	at Packers																								W	27-10
10/23	at Broncos																								W	16-9
10/30	Patriots																							L	17-22	
11/06	Bills																								W	20-17
11/20	at Patriots																							L	3-10	
11/27	Bears																								W	31-10
12/04	at Vikings																								L	22-27
12/11	at Bills																								L	12-20
2022 TOTALS		0	0	0	0.0	0.0	0	0	0	0	0	0	0	0	0	0	0	0	0	0	0	0	0	0	6-5	

2021 GAME-BY-GAME REGULAR-SEASON STATISTICS (JETS)

DATE	OPPONENT	P/S	TACKLES							INTERCEPTIONS							O. FUMB			ST			MISC		W/L	SCORE
			TK	S	A	SK	YDS	TFL	YDS	QBH	NO	YDS	LG	TD	PD	FF	FR	TD	YDS	TK	S	A	FF	FR		
09/12	at Panthers																								L	14-19
09/19	Patriots																								L	6-25
09/26	at Broncos																								L	0-26
10/03	Titans	P	0	0	0	0.0	0.0	0	0	0	0	0	0	0	0	0	0	0	0	0	0	0	0	0	W	27-24
10/10	at Falcons																								L	20-27
10/24	at Patriots																								L	13-54
10/31	Bengals																								W	34-31
11/04	at Colts																								L	30-45
11/14	Bills																								L	17-45
11/21	Dolphins																								L	17-24
11/28	at Texans																								W	21-14
12/05	Eagles	P	0	0	0	0.0	0.0	0	0	0	0	0	0	0	0	0	0	0	0	0	0	0	0	0	L	18-33
12/12	Saints																								L	9-30
12/19	at Dolphins	P	2	1	1	0.0	0.0	0	0	1	0	0	0	0	0	0	0	0	0	0	0	0	0	0	L	24-31
12/26	Jaguars																								W	26-21
01/02	Buccaneers	P	0	0	0	0.0	0.0	0	0	0	0	0	0	0	0	0	0	0	0	0	0	0	0	0	L	24-28
01/09	at Bills																								L	10-27
2021 TOTALS		4-0	2	1	1	0.0	0.0	0	0	1	0	0	0	0	0	0	0	0	0	0	0	0	0	0	4-13	

+ - Overtime

2023 GAME-BY-GAME POSTSEASON STATISTICS (STEELERS)

DATE	OPPONENT	P/S	TACKLES							INTERCEPTIONS							O. FUMB			ST			MISC		W/L	SCORE
			TK	S	A	SK	YDS	TFL	YDS	QBH	NO	YDS	LG	TD	PD	FF	FR	TD	YDS	TK	S	A	FF	FR		
01/15	at Bills																								L	17-31
2023 TOTALS		0	0	0	0.0	0.0	0	0	0	0	0	0	0	0	0	0	0	0	0	0	0	0	0	0	0-1	



TYLER^{LB} MATAKEVICH

HEIGHT: 6-1
WEIGHT: 235
COLLEGE: Temple
BORN: December 22, 1992

HOW ACQUIRED: FA '24
NFL EXPERIENCE: 9th year
BIRTHPLACE: Stratford, CT



PRO CAREER

- ✦ Has played in 129 games (one start) in his eight-year career with Pittsburgh (2016-19) and Buffalo (2020-23)
- ✦ Has registered 47 tackles (31 solo), four passes defended and one interception
- ✦ Has played in 13 postseason games (no starts) and registered two tackles (one solo)
- ✦ Three-time captain in Buffalo (2021, 2022 and 2023)
- ✦ Leads all active NFL players with 85 tackles (64 solo) on special teams
- ✦ Made NFL debut in Week 1 of 2016 (at Washington)
- ✦ Made NFL starting debut in Week 5 of 2018 (vs. Atlanta)

2023 (BILLS)

- ✦ Played in 17 regular-season games (no starts)
- ✦ Registered three tackles (one solo) on defense
- ✦ Recorded four tackles (three solo) on special teams

2022 (BILLS)

- ✦ Played in 16 regular-season games (no starts)
- ✦ Registered six tackles (five solo) on special teams

2021 (BILLS)

- ✦ Played in 17 regular-season games (no starts)
- ✦ Registered six tackles (three solo) on defense
- ✦ Recorded team-high 13 tackles (nine solo) on special teams
- ✦ Registered his only career interception in Week 4 vs. Houston

2020 (BILLS)

- ✦ Played in 16 regular-season games (no starts)
- ✦ Registered 13 tackles (nine solo) on defense
- ✦ Recorded a team-high 10 tackles (seven solo) on special teams

2019 (STEELERS)

- ✦ Played in 16 regular-season games (no starts)
- ✦ Registered two tackles (two solo) on defense
- ✦ Recorded an NFL-best 16 tackles (14 solo) on special teams

2018 (STEELERS)

- ✦ Played in 16 regular-season games (one start)
- ✦ Registered six tackles (three solo) on defense
- ✦ Recorded 10 tackles (nine solo) on special teams
- ✦ Registered first career start in Week 5 vs. Atlanta; registered four tackles (two solo) on defense and two tackles (two solo) on special teams

2017 (STEELERS)

- ✦ Played in 15 regular-season games (no starts)
- ✦ Registered nine tackles (seven solo) on defense
- ✦ Recorded a team-high 14 tackles (11 solo) on special teams

2016 (STEELERS)

- ✦ Played in 16 regular-season games (no starts)
- ✦ Registered eight tackles (six solo) on defense
- ✦ Recorded a team-high 12 tackles (10 solo) on special teams

TRANSACTIONS

- ✦ Signed a one-year contract with Pittsburgh on July 17, 2024
- ✦ Signed a one-year contract extension with Buffalo on March 13, 2023
- ✦ Signed a one-year contract extension with the Bills on March 15, 2021
- ✦ Signed a two-year contract with Buffalo on March 18, 2020
- ✦ Signed a four-year contract with the Steelers on May 5, 2016
- ✦ Drafted by Pittsburgh in the seventh round (246th overall) of the 2016 NFL Draft

PERSONAL

- ✦ Played linebacker and running back for coach Joe Della Vecchia at St. Joseph's H.S.
- ✦ 2011 All-State honoree at linebacker
- ✦ Helped the Cadets to a 10-2 record his senior season en route to back-to-back state championship titles
- ✦ 2010 Connecticut Post Male Athlete of the Year
- ✦ Set the school record for TDs in a game with five against Trumbull as a junior
- ✦ Also played baseball and was named 2010 First Team Connecticut Post All-Star
- ✦ 2010 All-FCIAC honoree
- ✦ Led the team as a junior with a .372 batting average, 32 RBI and five homeruns
- ✦ Full name is Tyler John Matakevich
- ✦ Parents are Kim and David Matakevich
- ✦ Has an older sister, Ashley, who graduated from Sacred Heart in 2012 where she was a four-year letterwinner in track and field (she holds the school records in the long jump and in the triple jump)
- ✦ Earned degree in adult & organizational development

COLLEGE

- ✦ Four-year letter winner (2012-15) at Temple
- ✦ The Owls all-time leading tackler with 493 stops
- ✦ First Temple defensive player to earn first-team All-America honors and the first Owl at any position since Paul Palmer in 1986
- ✦ 2015 consensus All-American
- ✦ Most decorated football player in school history winning the Chuck Bednarik Award and Bronko Nagurski Trophy given to the nation's most outstanding defensive player
- ✦ 2015 Lott IMPACT Trophy finalist, 2015 Rotary Lombardi Award semifinalist, 2015 Senior CLASS Award finalist, 2015 American Athletic Conference Defensive Player of the Year, 2015 Unanimous All-Conference First Team by American Athletic Conference

TYLER MATAKEVICH'S NFL REGULAR SEASON DEFENSIVE STATISTICS

DATE	TEAM	GP	GS	TACKLES							INTERCEPTIONS					O. FUMB			ST			MISC.				
				TK	S	A	TFL	YDS	SK	YDS	QBH	NO	YDS	LG	TD	PD	FF	FR	TD	YDS	TK	S	A	FF	FR	S
2016	Steelers	16	0	8	6	2	0	0	0.0	0.0	0	0	0	0	0	0	0	0	0	12	10	2	0	0	0	0
2017	Steelers	15	0	9	7	2	0	0	0.0	0.0	0	0	0	0	1	0	0	0	0	14	11	3	0	0	0	0
2018	Steelers	16	1	6	3	3	0	0	0.0	0.0	0	0	0	0	0	0	0	0	0	10	9	1	0	0	0	0
2019	Steelers	16	0	2	2	0	0	0	0.0	0.0	0	0	0	0	0	0	0	0	0	16	14	2	0	0	0	0
2020	Bills	16	0	13	9	4	0	0	0.0	0.0	0	0	0	0	2	0	0	0	0	10	3	7	0	0	0	0
2021	Bills	17	0	6	3	3	0	0	0.0	0.0	0	1	15	15	0	1	0	0	0	13	9	4	0	0	0	0
2022	Bills	16	0	0	0	0	0	0	0.0	0.0	0	0	0	0	0	0	0	0	0	6	5	1	0	0	0	0
2023	Bills	17	0	3	1	2	0	0	0.0	0.0	0	0	0	0	0	0	0	0	0	4	3	1	0	0	0	0
NFL TOTALS		129	1	47	31	16	0	0	0.0	0.0	0	1	15	15	0	4	0	0	0	85	64	21	0	0	0	0

TYLER MATAKEVICH'S NFL POSTSEASON DEFENSIVE STATISTICS

DATE	TEAM	GP	GS	TACKLES							INTERCEPTIONS					O. FUMB			ST			MISC.				
				TK	S	A	TFL	YDS	SK	YDS	QBH	NO	YDS	LG	TD	PD	FF	FR	TD	YDS	TK	S	A	FF	FR	S
2016	Steelers	3	0	0	0	0	0	0	0.0	0.0	0	0	0	0	0	0	0	0	0	1	1	0	0	0	0	0
2017	Steelers	1	0	0	0	0	0	0	0.0	0.0	0	0	0	0	0	0	0	0	0	0	0	0	0	0	0	0
2020	Bills	3	0	0	0	0	0	0	0.0	0.0	0	0	0	0	0	0	0	0	0	0	0	0	0	0	0	0
2021	Bills	2	0	2	1	1	0	0	0.0	0.0	0	0	0	0	0	0	0	0	0	1	1	0	0	0	0	0
2022	Bills	2	0	0	0	0	0	0	0.0	0.0	0	0	0	0	0	0	0	0	0	2	2	0	0	0	0	0
2023	Bills	2	0	0	0	0	0	0	0.0	0.0	0	0	0	0	0	0	0	0	0	1	1	0	0	0	0	0
NFL TOTALS		13	0	2	1	1	0	0	0.0	0.0	0	0	0	0	0	0	0	0	0	5	5	0	0	0	0	0

SINGLE-GAME HIGHS: DEFENSIVE

Total Tackles	8 at Miami Dolphins, Oct 16, 2016	Interceptions	1 vs. Houston Texans, Oct 03, 2021
	7 at Denver Broncos, Dec 19, 2020	Interception Return Yards	15 vs. Houston Texans, Oct 03, 2021
Solo Tackles	6 at Miami Dolphins, Oct 16, 2016	Special Teams Tackles	4 vs. Carolina Panthers, Dec 19, 2021
	5 at Denver Broncos, Dec 19, 2020		3 at Cleveland Browns, Sep 09, 2018
Passes Defensed	2 vs. Miami Dolphins, Jan 03, 2021		...1 more at 3.
	1 vs. Houston Texans, Oct 03, 2021		
	...1 more at 1.		

SINGLE-GAME HIGHS - POSTSEASON: DEFENSIVE

Total Tackles	2 vs. New England Patriots, Jan 15, 2022	Special Teams Tackles	2 vs. Cincinnati Bengals, Jan 22, 2023
Solo Tackles	1 vs. New England Patriots, Jan 15, 2022		1 vs. Pittsburgh Steelers, Jan 15, 2024
			1 vs. New England Patriots, Jan 15, 2022
			1 at Kansas City Chiefs, Jan 15, 2017

2023 GAME-BY-GAME REGULAR-SEASON STATISTICS (BILLS)

DATE	OPPONENT	P/S	TACKLES							INTERCEPTIONS					O. FUMB			ST				MISC		W/L	SCORE				
			TK	S	A	SK	YDS	TFL	YDS	QBH	NO	YDS	LG	TD	PD	FF	FR	TD	YDS	TK	S	A	FF			FR	S	A	
09/11	at Jets	P	0	0	0	0.0	0.0	0	0	0	0	0	0	0	0	0	0	0	0	0	0	0	0	0	0	L	16-22+		
09/17	Raiders	P	0	0	0	0.0	0.0	0	0	0	0	0	0	0	0	0	0	0	0	0	0	0	0	0	0	W	38-10		
09/24	at Commanders	P	0	0	0	0.0	0.0	0	0	0	0	0	0	0	0	0	0	0	0	0	0	0	0	0	0	W	37-3		
10/01	Dolphins	P	0	0	0	0.0	0.0	0	0	0	0	0	0	0	0	0	0	0	0	0	0	0	0	0	0	W	48-20		
10/08	Jaguars	P	0	0	0	0.0	0.0	0	0	0	0	0	0	0	0	0	0	0	0	0	0	0	0	0	0	L	20-25		
10/15	Giants	P	0	0	0	0.0	0.0	0	0	0	0	0	0	0	0	0	0	0	0	0	0	0	0	0	0	W	14-9		
10/22	at Patriots	P	0	0	0	0.0	0.0	0	0	0	0	0	0	0	0	0	0	0	0	0	0	0	0	0	0	L	25-29		
10/26	Buccaneers	P	0	0	0	0.0	0.0	0	0	0	0	0	0	0	0	0	0	0	0	0	0	0	0	0	0	W	24-18		
11/05	at Bengals	P	0	0	0	0.0	0.0	0	0	0	0	0	0	0	0	0	0	0	0	0	0	0	1	1	0	0	L	18-24	
11/13	Broncos	P	0	0	0	0.0	0.0	0	0	0	0	0	0	0	0	0	0	0	0	0	0	0	0	0	0	L	22-24		
11/19	Jets	P	2	1	1	0.0	0.0	0	0	0	0	0	0	0	0	0	0	0	0	0	0	0	0	0	0	W	32-6		
11/26	at Eagles	P	0	0	0	0.0	0.0	0	0	0	0	0	0	0	0	0	0	0	0	0	0	0	0	0	0	L	34-37+		
12/10	at Chiefs	P	0	0	0	0.0	0.0	0	0	0	0	0	0	0	0	0	0	0	0	0	0	0	0	0	0	W	20-17		
12/17	Cowboys	P	1	0	1	0.0	0.0	0	0	0	0	0	0	0	0	0	0	0	0	0	0	0	0	0	0	W	31-10		
12/23	at Chargers	P	0	0	0	0.0	0.0	0	0	0	0	0	0	0	0	0	0	0	0	0	0	0	2	1	1	0	0	W	24-22
12/31	Patriots	P	0	0	0	0.0	0.0	0	0	0	0	0	0	0	0	0	0	0	0	0	0	0	1	1	1	0	0	W	27-21
01/07	at Dolphins	P	0	0	0	0.0	0.0	0	0	0	0	0	0	0	0	0	0	0	0	0	0	0	0	0	0	0	W	21-14	
2023 TOTALS		17-0	3	1	2	0.0	0.0	0	0	0	0	0	0	0	0	0	0	0	0	0	0	0	4	3	1	0	0	11-6	

+ - Overtime

2022 GAME-BY-GAME REGULAR-SEASON STATISTICS (BILLS)

DATE	OPPONENT	P/S	TACKLES							INTERCEPTIONS					O. FUMB			ST				MISC		W/L	SCORE				
			TK	S	A	SK	YDS	TFL	YDS	QBH	NO	YDS	LG	TD	PD	FF	FR	TD	YDS	TK	S	A	FF			FR	S	A	
09/08	at Rams	P	0	0	0	0.0	0.0	0	0	0	0	0	0	0	0	0	0	0	0	0	0	0	0	0	0	0	W	31-10	
09/19	Titans	P	0	0	0	0.0	0.0	0	0	0	0	0	0	0	0	0	0	0	0	0	0	0	0	0	0	0	W	41-7	
09/25	at Dolphins	P	0	0	0	0.0	0.0	0	0	0	0	0	0	0	0	0	0	0	0	0	0	0	1	0	1	0	0	L	19-21
10/02	at Ravens	P	0	0	0	0.0	0.0	0	0	0	0	0	0	0	0	0	0	0	0	0	0	0	0	0	0	0	W	23-20	
10/09	Steelers	P	0	0	0	0.0	0.0	0	0	0	0	0	0	0	0	0	0	0	0	0	0	0	0	0	0	0	W	38-3	
10/16	at Chiefs	P	0	0	0	0.0	0.0	0	0	0	0	0	0	0	0	0	0	0	0	0	0	0	0	0	0	0	W	24-20	
10/30	Packers	P	0	0	0	0.0	0.0	0	0	0	0	0	0	0	0	0	0	0	0	0	0	0	0	0	0	0	W	27-17	
11/06	at Jets	P	0	0	0	0.0	0.0	0	0	0	0	0	0	0	0	0	0	0	0	0	0	0	1	1	0	0	L	17-20	
11/13	Vikings	P	0	0	0	0.0	0.0	0	0	0	0	0	0	0	0	0	0	0	0	0	0	0	0	0	0	0	L	30-33+	
11/20	Browns	P	0	0	0	0.0	0.0	0	0	0	0	0	0	0	0	0	0	0	0	0	0	0	1	1	0	0	W	31-23	
11/24	at Lions	P	0	0	0	0.0	0.0	0	0	0	0	0	0	0	0	0	0	0	0	0	0	0	2	2	0	0	W	28-25	
12/01	at Patriots	P	0	0	0	0.0	0.0	0	0	0	0	0	0	0	0	0	0	0	0	0	0	0	0	0	0	0	W	24-10	
12/11	Jets	P	0	0	0	0.0	0.0	0	0	0	0	0	0	0	0	0	0	0	0	0	0	0	1	1	0	0	W	20-12	
12/17	Dolphins	P	0	0	0	0.0	0.0	0	0	0	0	0	0	0	0	0	0	0	0	0	0	0	0	0	0	0	W	32-29	
12/24	at Bears	P	0	0	0	0.0	0.0	0	0	0	0	0	0	0	0	0	0	0	0	0	0	0	0	0	0	0	W	35-13	
01/08	Patriots	P	0	0	0	0.0	0.0	0	0	0	0	0	0	0	0	0	0	0	0	0	0	0	0	0	0	0	W	35-23	
2022 TOTALS		16-0	0	0	0	0.0	0.0	0	0	0	0	0	0	0	0	0	0	0	0	0	0	0	6	5	1	0	0	13-3	

+ - Overtime

2021 GAME-BY-GAME REGULAR-SEASON STATISTICS (BILLS)

DATE	OPPONENT	P/S	TACKLES							INTERCEPTIONS					O. FUMB			ST				MISC		W/L	SCORE				
			TK	S	A	SK	YDS	TFL	YDS	QBH	NO	YDS	LG	TD	PD	FF	FR	TD	YDS	TK	S	A	FF			FR	S	A	
09/12	Steelers	P	0	0	0	0.0	0.0	0	0	0	0	0	0	0	0	0	0	0	0	0	0	0	0	0	0	0	L	16-23	
09/19	at Dolphins	P	0	0	0	0.0	0.0	0	0	0	0	0	0	0	0	0	0	0	0	0	0	0	0	0	0	0	W	35-0	
09/26	Football Team	P	0	0	0	0.0	0.0	0	0	0	0	0	0	0	0	0	0	0	0	0	0	0	2	1	1	0	0	W	43-21
10/03	Texans	P	3	3	0	0.0	0.0	0	0	0	1	15	15	0	1	0	0	0	0	0	0	0	1	1	0	0	0	W	40-0
10/10	at Chiefs	P	0	0	0	0.0	0.0	0	0	0	0	0	0	0	0	0	0	0	0	0	0	0	1	1	0	0	W	38-20	
10/18	at Titans	P	0	0	0	0.0	0.0	0	0	0	0	0	0	0	0	0	0	0	0	0	0	0	2	1	1	0	0	L	31-34
10/31	Dolphins	P	0	0	0	0.0	0.0	0	0	0	0	0	0	0	0	0	0	0	0	0	0	0	0	0	0	0	W	26-11	
11/07	at Jaguars	P	0	0	0	0.0	0.0	0	0	0	0	0	0	0	0	0	0	0	0	0	0	0	1	0	1	0	0	L	6-9
11/14	at Jets	P	1	0	1	0.0	0.0	0	0	0	0	0	0	0	0	0	0	0	0	0	0	0	0	0	0	0	W	45-17	
11/21	Colts	P	1	0	1	0.0	0.0	0	0	0	0	0	0	0	0	0	0	0	0	0	0	0	1	1	0	0	L	15-41	
11/25	at Saints	P	0	0	0	0.0	0.0	0	0	0	0	0	0	0	0	0	0	0	0	0	0	0	0	0	0	0	W	31-6	
12/06	Patriots	P	0	0	0	0.0	0.0	0	0	0	0	0	0	0	0	0	0	0	0	0	0	0	0	0	0	0	L	10-14	
12/12	at Buccaneers	P	0	0	0	0.0	0.0	0	0	0	0	0	0	0	0	0	0	0	0	0	0	0	0	0	0	0	L	27-33+	
12/19	Panthers	P	1	0	1	0.0	0.0	0	0	0	0	0	0	0	0	0	0	0	0	0	0	0	4	3	1	0	0	W	31-14
12/26	at Patriots	P	0	0	0	0.0	0.0	0	0	0	0	0	0	0	0	0	0	0	0	0	0	0	1	1	0	0	0	W	33-21
01/02	Falcons	P	0	0	0	0.0	0.0	0	0	0	0	0	0	0	0	0	0	0	0	0	0	0	0	0	0	0	W	29-15	
01/09	Jets	P	0	0	0	0.0	0.0	0	0	0	0	0	0	0	0	0	0	0	0	0	0	0	0	0	0	0	W	27-10	
2021 TOTALS		17-0	6	3	3	0.0	0.0	0	0	0	1	15	15	0	1	0	0	0	0	0	0	0	13	9	4	0	0	11-6	

+ - Overtime

2016 GAME-BY-GAME REGULAR-SEASON STATISTICS (STEELERS)

DATE	OPPONENT	P/S	TACKLES							INTERCEPTIONS				O. FUMB			ST				MISC		W/L	SCORE			
			TK	S	A	SK	YDS	TFL	YDS	QBH	NO	YDS	LG	TD	PD	FF	FR	TD	YDS	TK	S	A			FF	FR	S
09/12	at Redskins	P	0	0	0	0.0	0.0	0	0	0	0	0	0	0	0	0	0	0	0	0	0	0	0	0	0	W	38-16
09/18	Bengals	P	0	0	0	0.0	0.0	0	0	0	0	0	0	0	0	0	0	0	1	0	1	0	0	0	0	W	24-16
09/25	at Eagles	P	0	0	0	0.0	0.0	0	0	0	0	0	0	0	0	0	0	0	0	0	0	0	0	0	0	L	3-34
10/02	Chiefs	P	0	0	0	0.0	0.0	0	0	0	0	0	0	0	0	0	0	0	0	0	0	0	0	0	0	W	43-14
10/09	Jets	P	0	0	0	0.0	0.0	0	0	0	0	0	0	0	0	0	0	0	0	0	0	0	0	0	0	W	31-13
10/16	at Dolphins	P	8	6	2	0.0	0.0	0	0	0	0	0	0	0	0	0	0	0	1	1	0	0	0	0	0	L	15-30
10/23	Patriots	P	0	0	0	0.0	0.0	0	0	0	0	0	0	0	0	0	0	0	1	1	0	0	0	0	0	L	16-27
11/06	at Ravens	P	0	0	0	0.0	0.0	0	0	0	0	0	0	0	0	0	0	0	0	0	0	0	0	0	0	L	14-21
11/13	Cowboys	P	0	0	0	0.0	0.0	0	0	0	0	0	0	0	0	0	0	0	2	2	0	0	0	0	0	L	30-35
11/20	at Browns	P	0	0	0	0.0	0.0	0	0	0	0	0	0	0	0	0	0	0	1	0	1	0	0	0	0	W	24-9
11/24	at Colts	P	0	0	0	0.0	0.0	0	0	0	0	0	0	0	0	0	0	0	1	1	0	0	0	0	0	W	28-7
12/04	Giants	P	0	0	0	0.0	0.0	0	0	0	0	0	0	0	0	0	0	0	0	0	0	0	0	0	0	W	24-14
12/11	at Bills	P	0	0	0	0.0	0.0	0	0	0	0	0	0	0	0	0	0	0	1	1	0	0	0	0	0	W	27-20
12/18	at Bengals	P	0	0	0	0.0	0.0	0	0	0	0	0	0	0	0	0	0	0	0	0	0	0	0	0	0	W	24-20
12/25	Ravens	P	0	0	0	0.0	0.0	0	0	0	0	0	0	0	0	0	0	0	2	2	0	0	0	0	0	W	31-27
01/01	Browns	P	0	0	0	0.0	0.0	0	0	0	0	0	0	0	0	0	0	0	2	2	0	0	0	0	0	W	27-24+
2016 TOTALS		16-0	8	6	2	0.0	0.0	0	0	0	0	0	0	0	0	0	0	0	12	10	2	0	0	0	0	11-5	

+ - Overtime

2023 GAME-BY-GAME POSTSEASON STATISTICS (BILLS)

DATE	OPPONENT	P/S	TACKLES							INTERCEPTIONS				O. FUMB			ST				MISC		W/L	SCORE			
			TK	S	A	SK	YDS	TFL	YDS	QBH	NO	YDS	LG	TD	PD	FF	FR	TD	YDS	TK	S	A			FF	FR	S
01/15	Steelers	P	0	0	0	0.0	0.0	0	0	0	0	0	0	0	0	0	0	0	1	1	0	0	0	0	0	W	31-17
01/21	Chiefs	P	0	0	0	0.0	0.0	0	0	0	0	0	0	0	0	0	0	0	0	0	0	0	0	0	0	L	24-27
2023 TOTALS		2-0	0	0	0	0.0	0.0	0	0	0	0	0	0	0	0	0	0	0	1	1	0	0	0	0	0	1-1	

2022 GAME-BY-GAME POSTSEASON STATISTICS (BILLS)

DATE	OPPONENT	P/S	TACKLES							INTERCEPTIONS				O. FUMB			ST				MISC		W/L	SCORE			
			TK	S	A	SK	YDS	TFL	YDS	QBH	NO	YDS	LG	TD	PD	FF	FR	TD	YDS	TK	S	A			FF	FR	S
01/15	Dolphins	P	0	0	0	0.0	0.0	0	0	0	0	0	0	0	0	0	0	0	0	0	0	0	0	0	0	W	34-31
01/22	Bengals	P	0	0	0	0.0	0.0	0	0	0	0	0	0	0	0	0	0	0	2	2	0	0	0	0	0	L	10-27
2022 TOTALS		2-0	0	0	0	0.0	0.0	0	0	0	0	0	0	0	0	0	0	0	2	2	0	0	0	0	0	1-1	

2021 GAME-BY-GAME POSTSEASON STATISTICS (BILLS)

DATE	OPPONENT	P/S	TACKLES							INTERCEPTIONS				O. FUMB			ST				MISC		W/L	SCORE			
			TK	S	A	SK	YDS	TFL	YDS	QBH	NO	YDS	LG	TD	PD	FF	FR	TD	YDS	TK	S	A			FF	FR	S
01/15	Patriots	P	2	1	1	0.0	0.0	0	0	0	0	0	0	0	0	0	0	0	1	1	0	0	0	0	0	W	47-17
01/23	at Chiefs	P	0	0	0	0.0	0.0	0	0	0	0	0	0	0	0	0	0	0	0	0	0	0	0	0	0	L	36-42+
2021 TOTALS		2-0	2	1	1	0.0	0.0	0	0	0	0	0	0	0	0	0	0	0	1	1	0	0	0	0	0	1-1	

+ - Overtime

2020 GAME-BY-GAME POSTSEASON STATISTICS (BILLS)

DATE	OPPONENT	P/S	TACKLES							INTERCEPTIONS				O. FUMB			ST				MISC		W/L	SCORE			
			TK	S	A	SK	YDS	TFL	YDS	QBH	NO	YDS	LG	TD	PD	FF	FR	TD	YDS	TK	S	A			FF	FR	S
01/09	Colts	P	0	0	0	0.0	0.0	0	0	0	0	0	0	0	0	0	0	0	0	0	0	0	0	0	0	W	27-24
01/16	Ravens	P	0	0	0	0.0	0.0	0	0	0	0	0	0	0	0	0	0	0	0	0	0	0	0	0	0	W	17-3
01/24	at Chiefs	P	0	0	0	0.0	0.0	0	0	0	0	0	0	0	0	0	0	0	0	0	0	0	0	0	0	L	24-38
2020 TOTALS		3-0	0	0	0	0.0	0.0	0	0	0	0	0	0	0	0	0	0	0	0	0	0	0	0	0	0	2-1	

2017 GAME-BY-GAME POSTSEASON STATISTICS (STEELERS)

DATE	OPPONENT	P/S	TACKLES							INTERCEPTIONS				O. FUMB			ST				MISC		W/L	SCORE			
			TK	S	A	SK	YDS	TFL	YDS	QBH	NO	YDS	LG	TD	PD	FF	FR	TD	YDS	TK	S	A			FF	FR	S
01/14	Jaguars	P	0	0	0	0.0	0.0	0	0	0	0	0	0	0	0	0	0	0	0	0	0	0	0	0	0	L	42-45
2017 TOTALS		1-0	0	0	0	0.0	0.0	0	0	0	0	0	0	0	0	0	0	0	0	0	0	0	0	0	0	0-1	

2016 GAME-BY-GAME POSTSEASON STATISTICS (STEELERS)

DATE	OPPONENT	P/S	TACKLES							INTERCEPTIONS				O. FUMB			ST				MISC		W/L	SCORE			
			TK	S	A	SK	YDS	TFL	YDS	QBH	NO	YDS	LG	TD	PD	FF	FR	TD	YDS	TK	S	A			FF	FR	S
01/08	Dolphins	P	0	0	0	0.0	0.0	0	0	0	0	0	0	0	0	0	0	0	0	0	0	0	0	0	0	W	30-12
01/15	at Chiefs	P	0	0	0	0.0	0.0	0	0	0	0	0	0	0	0	0	0	0	1	1	0	0	0	0	0	W	18-16
01/22	at Patriots	P	0	0	0	0.0	0.0	0	0	0	0	0	0	0	0	0	0	0	0	0	0	0	0	0	0	L	17-36
2016 TOTALS		3-0	0	0	0	0.0	0.0	0	0	0	0	0	0	0	0	0	0	0	1	1	0	0	0	0	0	2-1	



RYAN^c MCCOLLUM

HEIGHT: 6-5
WEIGHT: 300
COLLEGE: Texas A&M
BORN: March 4, 1998

HOW ACQUIRED: W '22 (DET)
NFL EXPERIENCE: 3rd year
BIRTHPLACE: Spring, TX



PRO CAREER

- ✦ Has played in 13 games (one start) over his three-year NFL career (Detroit 2021; Pittsburgh 2022-23)
- ✦ Made NFL debut in Week 5 of 2021 (at Minnesota)
- ✦ Made NFL starting debut in Week 6 of 2021 (vs. Cincinnati)

2023 (STEELERS)

- ✦ Spent the season on the practice squad

2022 (STEELERS)

- ✦ Spent the season on the practice squad

2021 (LIONS)

- ✦ Played in 13 regular-season games (one start) at center

2020 (TEXANS)

- ✦ Spent the season on the Houston practice squad

TRANSACTIONS

- ✦ Signed a reserve/future contract with Pittsburgh on Jan. 18, 2024
- ✦ Signed a reserve/future contract with the Steelers on Jan. 13, 2023
- ✦ Signed to the practice squad by Pittsburgh on Oct. 4, 2022
- ✦ Signed to the practice squad by the Steelers on Aug. 31, 2022
- ✦ Waived by Pittsburgh on Aug. 30, 2022
- ✦ Claimed by the Steelers off waivers from Detroit on Aug. 16, 2022
- ✦ Waived by the Lions on Aug. 15, 2022
- ✦ Promoted to the Detroit active roster on Oct. 7, 2021
- ✦ Signed to the Houston practice squad on Sept. 2, 2021
- ✦ Waived by the Texans on Aug. 31, 2021
- ✦ Signed as an undrafted free agent by Houston on May 1, 2021

PERSONAL

- ✦ Coached by David Smith at Klein Oak High School
- ✦ Earned first-team All-District 15-6A honors and All-Greater Houston honors as a senior
- ✦ Helped Klein Oak reach the state quarterfinals as a junior
- ✦ Three-star recruit, McCollum chose Texas A&M over Oklahoma State, Texas, Texas Tech and Houston

COLLEGE


- ✦ Played in 33 games at Texas A&M (2016-20)
- ✦ Started all 10 games and logged 690 snaps at center as a senior in 2020
- ✦ Key part of one of the SEC's best offensive lines in the nation as the unit also led the SEC in sacks allowed (0.7), tackles for loss allowed (3.8) and yards per carry (5.45)
- ✦ Texas A&M was the only offensive line to lead the league in all three categories in over 10 years
- ✦ Helped the Aggies rack up 543 yards of offense in the win over Florida, including 205 on the ground
- ✦ Protected QB Kellen Mond and did not allow a sack for the third straight game while also only giving up one tackle for loss on the final play of the game at Mississippi State
- ✦ Helped the Aggies tally 530 yards of total offense in the dominating 48-3 win at South Carolina, including 264 on the ground
- ✦ Rolled over the Tigers defense for a season-high 313 yards rushing in the victory at Auburn
- ✦ Texas A&M offensive line was named a finalist for the Joe Moore Award

RYAN MCCOLLUM'S NFL REGULAR SEASON STATISTICS

DATE	TEAM	GP	GS	
2021	Texans	0	0	
				Went from Houston to Detroit .
2021	Lions	13	1	
2021	TOTAL	13	1	
2022	Lions	0	0	
				Went from Detroit to Pittsburgh .
2022	Steelers	0	0	
2022	TOTAL	0	0	
2023	Steelers	0	0	
NFL TOTALS		13	1	

RYAN MCCOLLUM'S NFL POSTSEASON STATISTICS

DATE	TEAM	GP	GS
2023	Steelers	0	0
NFL TOTALS		0	0



MASON[®] MCCORMICK

HEIGHT: 6-5
WEIGHT: 315
COLLEGE: South Dakota State
BORN: May 25, 2000

HOW ACQUIRED: D4 '24
NFL EXPERIENCE: R
BIRTHPLACE: Sioux Falls, SD



PRO CAREER

- ✦ Has yet to make NFL debut

TRANSACTIONS

- ✦ Signed a four-year contract with Pittsburgh on May 11, 2024
- ✦ Drafted by the Steelers in the fourth round (119th overall) of the 2024 NFL Draft

PERSONAL

- ✦ Earned First-Team All-State honors and was a member of the Sioux Falls Argus Leader Elite 45 after helping lead Roosevelt High School to the state championship game in 2017
- ✦ Also competed in track and field, placing second in the discus and fifth in the shot put at Class AA state meet as a senior
- ✦ Scholar-athlete award recipient

COLLEGE

- ✦ Played in 70 games (57 starts) at South Dakota State (2018-23)
- ✦ Became the 34th Jackrabbit to be taken in the NFL Draft and the sixth in the last seven seasons
- ✦ First SDSU offensive lineman to be drafted since Adam Timmerman was a seventh-round pick by the Green Bay Packers in 1995
- ✦ Started the final 57 games of his college career
- ✦ American Football Coaches Association FCS All-America First Team (2022)
- ✦ American Football Coaches Association FCS
- ✦ All-America Second Team (2023)
- ✦ Associated Press FCS All-America First Team (2022, 2023)
- ✦ Phil Steele FCS Offensive Lineman of the Year (2023)
- ✦ Phil Steele FCS All-America First Team (2022, 2023)
- ✦ HERO Sports FCS All-America Team (2020-21, 2021, 2022)
- ✦ HERO Sports FCS Sophomore All-America Team (2020-21)
- ✦ Stats Perform FCS All-America First Team (2023)
- ✦ Stats Perform FCS All-America Second Team (2022)
- ✦ All-Missouri Valley Football Conference First Team (2022, 2023)
- ✦ All-MVFC Second Team (2020-21, 2021)
- ✦ MVFC Offensive Lineman of the Week (Oct. 1, 2022; Sept. 30, 2023)
- ✦ Hampshire Honor Society (2023)
- ✦ College Sports Communicators Academic All-District (2022)
- ✦ MVFC Commissioner's Academic Excellence Award (2019, 2020-21, 2021)
- ✦ MVFC Honor Roll (2018, 2019, 2020-21, 2021, 2022)
- ✦ Team Captain (2021, 2022, 2023)



NATE^s MEADORS

HEIGHT: 5-9
WEIGHT: 191
COLLEGE: UCLA
BORN: February 13, 1997

HOW ACQUIRED: FA '24
NFL EXPERIENCE: 2nd year
BIRTHPLACE: San Bernardino, CA



PRO CAREER

- ✦ Has played in three regular-season games in his NFL career (Minnesota 2019-20; Jacksonville 2020; Philadelphia 2021; Cleveland 2021-22; N.Y. Giants 2022; Cleveland 2023; Pittsburgh 2023)
- ✦ Has registered two tackles (no solo)
- ✦ Made NFL debut in Week 2 of 2019 (at Green Bay)

2023 (STEELERS/BROWNS)

- ✦ Member of Pittsburgh's practice squad
- ✦ Participated in Cleveland's training camp

2022 (GIANTS/BROWNS)

- ✦ Member of N.Y. Giants' practice squad
- ✦ Participated in N.Y. Giants' training camp
- ✦ Participated in Cleveland's training camp

2021 (EAGLES/BROWNS)

- ✦ Member of Cleveland's practice squad
- ✦ Participated in Philadelphia's training camp

2020 (VIKINGS/JAGUARS)

- ✦ Played in one game (Week 1 vs. Green Bay) for Minnesota
- ✦ Member of Jacksonville's practice squad
- ✦ Member of the Vikings' practice squad

2019 (VIKINGS)

- ✦ Played in two games (Week 2 at Green Bay and Week 3 vs. Oakland) for Minnesota
- ✦ Registered two tackles (no solo) in Week 3 vs. Oakland
- ✦ Member of the Vikings' practice squad

TRANSACTIONS

- ✦ Signed a Reserve/Future contract with Pittsburgh on Feb. 3, 2024
- ✦ Signed to the Steelers practice squad on Dec. 27, 2023
- ✦ Waived by Cleveland on Aug. 27, 2023
- ✦ Signed with the Browns on Aug. 13, 2023
- ✦ Signed to the Tennessee practice squad on Jan. 2, 2023
- ✦ Signed to the N.Y. Giants practice squad on Aug. 31, 2022
- ✦ Waived by the N.Y. Giants on Aug. 30, 2022
- ✦ Claimed off waiver by the N.Y. Giants on Aug. 4, 2022
- ✦ Waived by Cleveland on Aug. 3, 2022
- ✦ Signed a Reserve/Future contract with the Browns on Jan. 10, 2022
- ✦ Signed to the Cleveland practice squad on Nov. 9, 2021
- ✦ Waived by Philadelphia on Aug. 13, 2021
- ✦ Signed with the Eagles on May 14, 2021
- ✦ Waived by Jacksonville on May 4, 2021
- ✦ Signed a Reserve/Future contract with the Jaguars on Jan. 4, 2021
- ✦ Promoted to the Active/Inactive roster for Jacksonville on Dec. 5, 2020
- ✦ Signed to the Jaguars practice squad on Oct. 19, 2020
- ✦ Signed to the Minnesota practice squad on Sept. 22, 2020
- ✦ Waived by the Vikings on Sept. 18, 2020
- ✦ Promoted to the Active/Inactive roster for Minnesota on Sept. 12, 2020
- ✦ Signed to the Vikings practice squad on Sept. 7, 2020
- ✦ Waived by Minnesota on Sept. 5, 2020
- ✦ Signed a Reserve/Future contract with the Vikings on Jan. 20, 2020
- ✦ Signed to the Minnesota practice squad on Oct. 1, 2019
- ✦ Waived by the Vikings on Sept. 28, 2019
- ✦ Promoted to the Active/Inactive roster for Minnesota on Sept. 12, 2019
- ✦ Signed to the Vikings practice squad on Sept. 1, 2019
- ✦ Waived by Minnesota on Aug. 31, 2019
- ✦ Signed with the Vikings as an undrafted rookie free agent on Apr. 27, 2019

PERSONAL

- ✦ Full Name is Nathan Malik Meadors
- ✦ Born in San Bernardino, California
- ✦ Parents are Dorian Love and Tristan Meadors
- ✦ Has four brothers - Dorian, Daylen, Daron and Dash
- ✦ Earned Athletic Director's Honor Roll recognition in 2015 Fall, 2015 Spring, 2017 Winter, Spring 2017, Spring 2018 quarters
- ✦ In 2014, completed 97 of 166 passes for 1,481 yards and 22 TDs and four interceptions at San Geronio H.S.
- ✦ Rushed 146 times for 1,971 yards and 26 TDs
- ✦ Twice named All-CIF Inland Division

COLLEGE

- ✦ Appeared in 42 games (30 starts) in four-year career at UCLA (2015-18)
- ✦ Registered 149 tackles and 22 pass breakups
- ✦ Recorded 37 tackles, two tackles for loss, 1.0 sack, one interception and two pass breakups as a senior in 2018
- ✦ Started all 13 games as a junior in 2017, leading the team with 10 pass breakups and posting 55 tackles, two tackles for loss, one forced fumble and one interception return for TD

NATE MEADORS' NFL REGULAR SEASON DEFENSIVE STATISTICS

DATE	TEAM	GP	GS	TACKLES							INTERCEPTIONS					O. FUMB			ST				MISC.				
				TK	S	A	TFL	YDS	SK	YDS	QBH	NO	YDS	LG	TD	PD	FF	FR	TD	YDS	TK	S	A	FF	FR	S	A
2019	Vikings	2	0	2	2	0	0	0.0	0.0	0	0	0	0	0	0	0	0	0	0	0	0	0	0	0	0	0	
2020	Vikings	1	0	0	0	0	0	0.0	0.0	0	0	0	0	0	0	0	0	0	0	0	0	0	0	0	0		
2023	Browns	0	0	0	0	0	0	0.0	0.0	0	0	0	0	0	0	0	0	0	0	0	0	0	0	0	0		
Went from Cleveland to Pittsburgh.																											
2023	Steelers	0	0	0	0	0	0	0.0	0.0	0	0	0	0	0	0	0	0	0	0	0	0	0	0	0	0	0	
2023	TOTAL	0	0	0	0	0	0	0.0	0.0	0	0	0	0	0	0	0	0	0	0	0	0	0	0	0	0	0	
NFL TOTALS		3	0	2	2	0	0	0.0	0.0	0	0	0	0	0	0	0	0	0	0	0	0	0	0	0	0	0	

NATE MEADORS' NFL POSTSEASON DEFENSIVE STATISTICS

DATE	TEAM	GP	GS	TACKLES							INTERCEPTIONS					O. FUMB			ST				MISC.			
				TK	S	A	TFL	YDS	SK	YDS	QBH	NO	YDS	LG	TD	PD	FF	FR	TD	YDS	TK	S	A	FF	FR	S
2019	Vikings	1	0	0	0	0	0	0.0	0.0	0	0	0	0	0	0	0	0	0	0	0	0	0	0	0	0	0
2023	Steelers	0	0	0	0	0	0	0.0	0.0	0	0	0	0	0	0	0	0	0	0	0	0	0	0	0	0	0
NFL TOTALS		1	0	0	0	0	0	0.0	0.0	0	0	0	0	0	0	0	0	0	0	0	0	0	0	0	0	0

SINGLE-GAME HIGHS: DEFENSIVE

Total Tackles 2 vs. Oakland Raiders, Sep 22, 2019

Solo Tackles 2 vs. Oakland Raiders, Sep 22, 2019

2023 GAME-BY-GAME REGULAR-SEASON STATISTICS (BROWNS/STEELERS)

DATE	OPPONENT	P/S	TACKLES							INTERCEPTIONS					O. FUMB			ST				MISC.		W/L	SCORE		
			TK	S	A	SK	YDS	TFL	YDS	QBH	NO	YDS	LG	TD	PD	FF	FR	TD	YDS	TK	S	A	FF			FR	S
09/18	at Steelers																										22-26
09/24	Titans																									W	27-3
10/01	Ravens																									L	3-28
10/15	49ers																									W	19-17
10/22	at Colts																									W	39-38
10/29	at Seahawks																									L	20-24
11/05	Cardinals																									W	27-0
11/12	at Ravens																									W	33-31
11/19	Steelers																									W	13-10
11/26	at Broncos																									L	12-29
12/03	at Rams																									L	19-36
12/10	Jaguars																									W	31-27
12/17	Bears																									W	20-17
12/24	at Texans																									W	36-22
12/28	Jets																									W	37-20
Went from Browns to Steelers.																											
01/06	at Ravens																									W	17-10
2023 TOTALS			0	0	0	0	0	0	0	0	0	0	0	0	0	0	0	0	0	0	0	0	0	0	0	11-5	

2022 GAME-BY-GAME REGULAR-SEASON STATISTICS (GIANTS)

DATE	OPPONENT	P/S	TACKLES							INTERCEPTIONS				O. FUMB			ST				MISC		W/L	SCORE				
			TK	S	A	SK	YDS	TFL	YDS	QBH	NO	YDS	LG	TD	PD	FF	FR	TD	YDS	TK	S	A			FF	FR	S	A
09/11	at Titans																									W	21-20	
09/18	Panthers																										W	19-16
09/26	Cowboys																										L	16-23
10/02	Bears																										W	20-12
10/09	at Packers																										W	27-22
10/16	Ravens																										W	24-20
10/23	at Jaguars																										W	23-17
10/30	at Seahawks																										L	13-27
11/13	Texans																										W	24-16
11/20	Lions																										L	18-31
11/24	at Cowboys																										L	20-28
12/04	Commanders																										T	20-20
12/11	Eagles																										L	22-48
12/18	at Commanders																										W	20-12
12/24	at Vikings																										L	24-27
01/01	Colts																										W	38-10
01/08	at Eagles																										L	16-22
2022 TOTALS			0	0	0	0	0	0	0	0	0	0	0	0	0	0	0	0	0	0	0	0	0	0	0	0	0	9-7-1

2020 GAME-BY-GAME REGULAR-SEASON STATISTICS (VIKINGS)

DATE	OPPONENT	P/S	TACKLES							INTERCEPTIONS				O. FUMB			ST				MISC		W/L	SCORE					
			TK	S	A	SK	YDS	TFL	YDS	QBH	NO	YDS	LG	TD	PD	FF	FR	TD	YDS	TK	S	A			FF	FR	S	A	
09/13	Packers	P	0	0	0	0.0	0.0	0	0	0	0	0	0	0	0	0	0	0	0	0	0	0	0	0	0	0	0	L	34-43
09/20	at Colts																											L	11-28
09/27	Titans																											L	30-31
10/04	at Texans																										W	31-23	
10/11	at Seahawks																										L	26-27	
10/18	Falcons																										L	23-40	
11/01	at Packers																										W	28-22	
11/08	Lions																										W	34-20	
11/16	at Bears																										W	19-13	
11/22	Cowboys																										L	28-31	
11/29	Panthers																										W	28-27	
12/06	Jaguars																										W	27-24+	
12/13	at Buccaneers																										L	14-26	
12/20	Bears																										L	27-33	
12/25	at Saints																										L	33-52	
01/03	at Lions																										W	37-35	
2020 TOTALS		1-0	0	0	0	0.0	0.0	0	0	0	0	0	0	0	0	0	0	0	0	0	0	0	0	0	0	0	7-9		

+ - Overtime

2019 GAME-BY-GAME REGULAR-SEASON STATISTICS (VIKINGS)

DATE	OPPONENT	P/S	TACKLES							INTERCEPTIONS				O. FUMB			ST				MISC		W/L	SCORE				
			TK	S	A	SK	YDS	TFL	YDS	QBH	NO	YDS	LG	TD	PD	FF	FR	TD	YDS	TK	S	A			FF	FR	S	A
09/08	Falcons																										W	28-12
09/15	at Packers	P	0	0	0	0.0	0.0	0	0	0	0	0	0	0	0	0	0	0	0	0	0	0	0	0	0	0	L	16-21
09/22	Raiders	P	2	2	0	0.0	0.0	0	0	0	0	0	0	0	0	0	0	0	0	0	0	0	0	0	0	0	W	34-14
09/29	at Bears																										L	6-16
10/06	at Giants																										W	28-10
10/13	Eagles																										W	38-20
10/20	at Lions																										W	42-30
10/24	Redskins																										W	19-9
11/03	at Chiefs																										L	23-26
11/10	at Cowboys																										W	28-24
11/17	Broncos																										W	27-23
12/02	at Seahawks																										L	30-37
12/08	Lions																										W	20-7
12/15	at Chargers																										W	39-10
12/23	Packers																										L	10-23
12/29	Bears																										L	19-21
2019 TOTALS		2-0	2	2	0	0.0	0.0	0	0	0	0	0	0	0	0	0	0	0	0	0	0	0	0	0	0	0	10-6	

2019 GAME-BY-GAME POSTSEASON STATISTICS (VIKINGS)

DATE	OPPONENT	P/S	TACKLES							INTERCEPTIONS				O. FUMB			ST				MISC		W/L	SCORE				
			TK	S	A	SK	YDS	TFL	YDS	QBH	NO	YDS	LG	TD	PD	FF	FR	TD	YDS	TK	S	A			FF	FR	S	A
01/05	at Saints																										W	26-20+
01/11	at 49ers	P	0	0	0	0.0	0.0	0	0	0	0	0	0	0	0	0	0	0	0	0	0	0	0	0	0	0	L	10-27
2019 TOTALS		1-0	0	0	0	0.0	0.0	0	0	0	0	0	0	0	0	0	0	0	0	0	0	0	0	0	0	0	1-1	

+ - Overtime



SCOTTY ^{WR} MILLER

HEIGHT: 5-9
WEIGHT: 174
COLLEGE: Bowling Green
BORN: July 31, 1997

HOW ACQUIRED: FA '24
NFL EXPERIENCE: 6th year
BIRTHPLACE: Barrington, IL

13



PRO CAREER

- ✦ Has played in 67 regular-season games (eight starts) over his five-year career (Tampa Bay 2019-22; Atlanta 2023)
- ✦ Has caught 85 passes for 1,085 yards (12.8 avg.) and six TDs in addition to eight carries for 81 yards (10.1 avg.) and one rushing TD
- ✦ Made NFL debut in Week 3 of 2019 (vs. N.Y. Giants)
- ✦ Made NFL starting debut in Week 12 of 2019 (at Atlanta)

2023 (FALCONS)

- ✦ Played in all 17 regular-season games (no starts)
- ✦ Caught 11 passes for 161 yards (14.6 avg.), including a career-long 56-yard reception, and two TDs
- ✦ Registered an eight-yard TD reception in Week 8 at Tennessee
- ✦ Recorded a two-yard TD reception in Week 10 at Arizona
- ✦ His 56-yard reception came in Week 18 at New Orleans

2022 (BUCCANEERS)

- ✦ Played in 15 regular-season games (one start)
- ✦ Caught 23 passes for 185 yards (8.0 avg.)
- ✦ Rushed for eight yards on one carry (8.0 avg.)

2021 (BUCCANEERS)

- ✦ Played in nine regular-season games (no starts)
- ✦ Caught five passes for 38 yards (7.6 avg.)
- ✦ Rushed for a career-high of 43 yards and one TD on two carries (21.5 avg.)

2020 (BUCCANEERS)

- ✦ Played in 16 regular-season games (five starts)
- ✦ Caught 33 passes for 501 yards (15.2 avg.) and three TDs
- ✦ Played in four postseason games (two starts) tallying four receptions for 80 yards (20.0 avg.) and one TD en route to a Super Bowl LV Championship

2019 (BUCCANEERS)

- ✦ Played in 10 regular-season games (two starts)
- ✦ Caught 13 passes for 200 yards (15.4 avg.) and one TD

TRANSACTIONS

- ✦ Signed a one-year contract with Pittsburgh on May 8, 2024
- ✦ Signed a one-year contract with Atlanta on March 28, 2023
- ✦ Signed a four-year contract with Tampa Bay on May 9, 2019
- ✦ Drafted by the Buccaneers in the sixth round (208th overall) of the 2019 NFL Draft

PERSONAL

- ✦ Attended Barrington (Ill.) H.S.
- ✦ In 2020, supported Special Olympics as part of the NFL's My Cause, My Cleats initiative
- ✦ Was a two-time all-conference, two-time all-area selection and voted team captain at Barrington H.S.
- ✦ Finished his final two seasons with 1,500 receiving yards and 28 TDs, including one via kick return, punt return and interception return
- ✦ Three-year varsity letterman in football and also lettered in track, earning six total letters
- ✦ Won the Mid-Suburban League in 2013
- ✦ Married to Jenna Miller
- ✦ Son of Scott and Kristen Miller and has three sisters, Megan, Abby, and Kelsey

COLLEGE

- ✦ Played four seasons (2015-18) at Bowling Green State University in Bowling Green, Ohio
- ✦ Appeared in 45 games (34 starts), totaling 215 receptions for 2,868 yards (13.3 avg.) and 23 TDs
- ✦ Finished his career tied for the third-most receptions in school history, while ranking third in receiving yards
- ✦ Started all 11 games as a senior in 2018, recording a career-best 1,148 receiving yards, with a team-leading nine receiving TDs, earning second-team All-MAC honors
- ✦ Named third-team All-MAC as a junior in 2017, leading the team in receptions (63) and yards (722), to go along with four receiving TDs
- ✦ As a sophomore in 2016, caught 74 passes for 968 yards and 10 TDs, earning first-team All-MAC honors
- ✦ Finished the season tied for 25th in the country in TD receptions
- ✦ Played the final 10 games of his freshman year in 2015, catching seven passes for 29 yards and returning 24 kickoffs for 457 yards

SCOTTY MILLER'S NFL REGULAR SEASON RUSHING/RECEIVING STATISTICS

DATE	TEAM	GP	GS	RECEIVING					RUSHING				
				NO.	YDS.	AVG.	LG	TD	NO.	YDS.	AVG.	LG	TD
2019	Buccaneers	10	2	13	200	15.4	48	1	2	16	8.0	18	0
2020	Buccaneers	16	5	33	501	15.2	48†	3	3	14	4.7	7	0
2021	Buccaneers	9	0	5	38	7.6	13	0	2	43	21.5	33†	1
2022	Buccaneers	15	1	23	185	8.0	23	0	1	8	8.0	8	0
2023	Falcons	17	0	11	161	14.6	56	2	0	0	0.0	0	0
NFL TOTALS		67	8	85	1,085	12.8	56	6	8	81	10.1	33†	1

SCOTTY MILLER'S NFL POSTSEASON RUSHING/RECEIVING STATISTICS

DATE	TEAM	GP	GS	RECEIVING					RUSHING				
				NO.	YDS.	AVG.	LG	TD	NO.	YDS.	AVG.	LG	TD
2020	Buccaneers	4	2	4	80	20.0	39†	1	2	5	2.5	8	0
2021	Buccaneers	2	0	5	46	9.2	19	0	1	9	9.0	9	0
2022	Buccaneers	1	0	0	0	0.0	0	0	0	0	0.0	0	0
NFL TOTALS		7	2	9	126	14.0	39†	1	3	14	4.7	9	0

SCOTTY MILLER'S NFL REGULAR SEASON RETURN STATISTICS

DATE	TEAM	RET.	KICKOFF RETURNS					PUNT RETURNS					
			YDS.	AVG.	LG	TD	NO.	FC	YDS.	AVG.	LG	TD	
2019	Buccaneers	0	0	0.0	0	0	0	0	0	0	0.0	0	0
2020	Buccaneers	0	0	0.0	0	0	0	0	0	0	0.0	0	0
2021	Buccaneers	1	19	19.0	19	0	0	0	0	0	0.0	0	0
2022	Buccaneers	0	0	0.0	0	0	0	0	0	0	0.0	0	0
2023	Falcons	1	14	14.0	14	0	1	1	4	4.0	4	0	
NFL TOTALS		2	33	16.5	19	0	1	1	4	4.0	4	0	

SCOTTY MILLER'S NFL POSTSEASON RETURN STATISTICS

DATE	TEAM	RET.	KICKOFF RETURNS					PUNT RETURNS					
			YDS.	AVG.	LG	TD	NO.	FC	YDS.	AVG.	LG	TD	
2020	Buccaneers	0	0	0.0	0	0	0	0	0	0	0.0	0	0
2021	Buccaneers	0	0	0.0	0	0	0	0	0	0	0.0	0	0
2022	Buccaneers	0	0	0.0	0	0	0	0	0	0	0.0	0	0
NFL TOTALS		0	0	0.0	0	0	0	0	0	0	0.0	0	0

SINGLE-GAME HIGHS: RUSHING/RECEIVING

Rush Attempts	2 vs. Carolina Panthers, Jan 09, 2022 1 at New Orleans Saints, Sep 18, 2022 ...5 more at 1.	Kickoff Return Yards	19 vs. Atlanta Falcons, Sep 19, 2021 14 at Carolina Panthers, Dec 17, 2023
Rushing Yards	43 vs. Carolina Panthers, Jan 09, 2022 18 at New Orleans Saints, Oct 06, 2019	Longest Kickoff Return	19 vs. Atlanta Falcons, Sep 19, 2021 14 at Carolina Panthers, Dec 17, 2023
Longest Runs	33† vs. Carolina Panthers, Jan 09, 2022 18 at New Orleans Saints, Oct 06, 2019	Fair Catches	1 at Arizona Cardinals, Nov 12, 2023
Rushing TDs	1 vs. Carolina Panthers, Jan 09, 2022	Punt Return Yards	4 vs. Carolina Panthers, Sep 10, 2023
Receptions	7 vs. Los Angeles Rams, Nov 06, 2022 6 at Las Vegas Raiders, Oct 25, 2020	Longest Punt Return	4 vs. Carolina Panthers, Sep 10, 2023
Receiving Yards	109 at Las Vegas Raiders, Oct 25, 2020 83 vs. Los Angeles Chargers, Oct 04, 2020 ...1 more at 83.	Punt Returns	1 vs. Carolina Panthers, Sep 10, 2023
Receiving Average	27.7 at Denver Broncos, Sep 27, 2020 18.2 at Las Vegas Raiders, Oct 25, 2020	Special Teams Tackles	1 vs. Carolina Panthers, Sep 10, 2023 1 at Pittsburgh Steelers, Oct 16, 2022
Longest Receptions	56 at New Orleans Saints, Jan 07, 2024 48† vs. Minnesota Vikings, Dec 13, 2020 ...1 more at 48.	Most TDs	1 at Arizona Cardinals, Nov 12, 2023 1 at Tennessee Titans, Oct 29, 2023 ...5 more at 1.
Receiving TDs	1 at Arizona Cardinals, Nov 12, 2023 1 at Tennessee Titans, Oct 29, 2023 ...4 more at 1.	Miscellaneous Tackles	1 vs. New Orleans Saints, Dec 19, 2021 1 at Indianapolis Colts, Nov 28, 2021 ...1 more at 1.
All-Purpose Yards	109 at Las Vegas Raiders, Oct 25, 2020 83 vs. Los Angeles Chargers, Oct 04, 2020 ...1 more at 83.	Scrimmage Yards	109 at Las Vegas Raiders, Oct 25, 2020 83 vs. Los Angeles Chargers, Oct 04, 2020 ...1 more at 83.
Kickoff Returns	1 at Carolina Panthers, Dec 17, 2023 1 vs. Atlanta Falcons, Sep 19, 2021		

SINGLE-GAME HIGHS - POSTSEASON: RUSHING/RECEIVING

Rush Attempts	1 vs. Philadelphia Eagles, Jan 16, 2022 1 vs. Kansas City Chiefs, Feb 07, 2021 1 at Washington Football Team, Jan 09, 2021	Longest Receptions	39t at Green Bay Packers, Jan 24, 2021 29 at New Orleans Saints, Jan 17, 2021 19 vs. Los Angeles Rams, Jan 23, 2022 16 vs. Los Angeles Rams, Jan 23, 2022
Rushing Yards	9 vs. Philadelphia Eagles, Jan 16, 2022 8 at Washington Football Team, Jan 09, 2021	Receiving TDs	15 at Washington Football Team, Jan 09, 2021 1 at Green Bay Packers, Jan 24, 2021
Longest Runs	9 vs. Philadelphia Eagles, Jan 16, 2022 8 at Washington Football Team, Jan 09, 2021	All-Purpose Yards	38 vs. Los Angeles Rams, Jan 23, 2022 36 at Green Bay Packers, Jan 24, 2021 29 at New Orleans Saints, Jan 17, 2021
Receptions	4 vs. Los Angeles Rams, Jan 23, 2022 2 at Green Bay Packers, Jan 24, 2021 1 vs. Philadelphia Eagles, Jan 16, 2022 1 at New Orleans Saints, Jan 17, 2021 1 at Washington Football Team, Jan 09, 2021	Most TDs	23 at Washington Football Team, Jan 09, 2021 17 vs. Philadelphia Eagles, Jan 16, 2022 1 at Green Bay Packers, Jan 24, 2021
Receiving Yards	38 vs. Los Angeles Rams, Jan 23, 2022 36 at Green Bay Packers, Jan 24, 2021 29 at New Orleans Saints, Jan 17, 2021 15 at Washington Football Team, Jan 09, 2021 8 vs. Philadelphia Eagles, Jan 16, 2022	Scrimmage Yards	38 vs. Los Angeles Rams, Jan 23, 2022 36 at Green Bay Packers, Jan 24, 2021 29 at New Orleans Saints, Jan 17, 2021 23 at Washington Football Team, Jan 09, 2021 17 vs. Philadelphia Eagles, Jan 16, 2022
Receiving Average	9.5 vs. Los Angeles Rams, Jan 23, 2022		

100-YARD RECEIVING GAMES (1): REGULAR SEASON

DATE	TEAM	NO.	YDS.	AVG.	LG	TD
10/25/20	at Raiders	6	109	18.2	35	1

2023 GAME-BY-GAME REGULAR-SEASON STATISTICS (FALCONS)

DATE	OPPONENT	P/S	RECEIVING					RUSHING					W/L	SCORE
			NO.	YDS.	AVG.	LG	TD	NO.	YDS.	AVG.	LG	TD		
09/10	Panthers	P	0	0	0.0	0	0	0	0	0.0	0	0	W	24-10
09/17	Packers	P	0	0	0.0	0	0	0	0	0.0	0	0	W	25-24
09/24	at Lions	P	0	0	0.0	0	0	0	0	0.0	0	0	L	6-20
10/01	at Jaguars	P	0	0	0.0	0	0	0	0	0.0	0	0	L	7-23
10/08	Texans	P	2	10	5.0	7	0	0	0	0.0	0	0	W	21-19
10/15	Commanders	P	1	4	4.0	4	0	0	0	0.0	0	0	L	16-24
10/22	at Buccaneers	P	1	46	46.0	46	0	0	0	0.0	0	0	W	16-13
10/29	at Titans	P	2	14	7.0	8t	1	0	0	0.0	0	0	L	23-28
11/05	Vikings	P	0	0	0.0	0	0	0	0	0.0	0	0	L	28-31
11/12	at Cardinals	P	1	2	2.0	2t	1	0	0	0.0	0	0	L	23-25
11/26	Saints	P	1	4	4.0	4	0	0	0	0.0	0	0	W	24-15
12/03	at Jets	P	0	0	0.0	0	0	0	0	0.0	0	0	W	13-8
12/10	Buccaneers	P	0	0	0.0	0	0	0	0	0.0	0	0	L	25-29
12/17	at Panthers	P	0	0	0.0	0	0	0	0	0.0	0	0	L	7-9
12/24	Colts	P	1	15	15.0	15	0	0	0	0.0	0	0	W	29-10
12/31	at Bears	P	0	0	0.0	0	0	0	0	0.0	0	0	L	17-37
01/07	at Saints	P	2	66	33.0	56	0	0	0	0.0	0	0	L	17-48
2023 TOTALS		17-0	11	161	14.6	56	2	0	0	0.0	0	0	7-10	

2022 GAME-BY-GAME REGULAR-SEASON STATISTICS (BUCCANEERS)

DATE	OPPONENT	P/S	RECEIVING					RUSHING					W/L	SCORE
			NO.	YDS.	AVG.	LG	TD	NO.	YDS.	AVG.	LG	TD		
09/11	at Cowboys												W	19-3
09/18	at Saints	P	3	34	11.3	23	0	1	8	8.0	8	0	W	20-10
09/25	Packers	S	1	4	4.0	4	0	0	0	0.0	0	0	L	12-14
10/02	Chiefs												L	31-41
10/09	Falcons	P	4	35	8.8	12	0	0	0	0.0	0	0	W	21-15
10/16	at Steelers	P	0	0	0.0	0	0	0	0	0.0	0	0	L	18-20
10/23	at Panthers	P	2	6	3.0	4	0	0	0	0.0	0	0	L	3-21
10/27	Ravens	P	2	13	6.5	7	0	0	0	0.0	0	0	L	22-27
11/06	Rams	P	7	53	7.6	14	0	0	0	0.0	0	0	W	16-13
11/13	Seahawks	P	2	25	12.5	22	0	0	0	0.0	0	0	W	21-16
11/27	at Browns	P	0	0	0.0	0	0	0	0	0.0	0	0	L	17-23+
12/05	Saints	P	1	7	7.0	7	0	0	0	0.0	0	0	W	17-16
12/11	at 49ers	P	0	0	0.0	0	0	0	0	0.0	0	0	L	7-35
12/18	Bengals	P	0	0	0.0	0	0	0	0	0.0	0	0	L	23-34
12/25	at Cardinals	P	0	0	0.0	0	0	0	0	0.0	0	0	W	19-16+
01/01	Panthers	P	0	0	0.0	0	0	0	0	0.0	0	0	W	30-24
01/08	at Falcons	P	1	8	8.0	8	0	0	0	0.0	0	0	L	17-30
2022 TOTALS		15-1	23	185	8.0	23	0	1	8	8.0	8	0	8-9	

+ Overtime

2021 GAME-BY-GAME REGULAR-SEASON STATISTICS (BUCCANEERS)

DATE	OPPONENT	P/S	RECEIVING					RUSHING					W/L	SCORE
			NO.	YDS.	AVG.	LG	TD	NO.	YDS.	AVG.	LG	TD		
09/09	Cowboys	P	0	0	0.0	0	0	0	0.0	0	0	W	31-29	
09/19	Falcons	P	0	0	0.0	0	0	0	0.0	0	W	48-25		
09/26	at Rams	P	2	11	5.5	8	0	0	0.0	0	L	24-34		
10/03	at Patriots										W	19-17		
10/10	Dolphins										W	45-17		
10/14	at Eagles										W	28-22		
10/24	Bears										W	38-3		
10/31	at Saints										L	27-36		
11/14	at Football Team										L	19-29		
11/22	Giants										W	30-10		
11/28	at Colts	P	0	0	0.0	0	0	0	0.0	0	W	38-31		
12/05	at Falcons	P	0	0	0.0	0	0	0	0.0	0	W	30-17		
12/12	Bills										W	33-27+		
12/19	Saints	P	2	18	9.0	13	0	0	0.0	0	L	0-9		
12/26	at Panthers	P	0	0	0.0	0	0	0	0.0	0	W	32-6		
01/02	at Jets	P	0	0	0.0	0	0	0	0.0	0	W	28-24		
01/09	Panthers	P	1	9	9.0	9	0	2	43	21.5	33t	1	W	41-17
2021 TOTALS		9-0	5	38	7.6	13	0	2	43	21.5	33T	1	13-4	

+ - Overtime

2020 GAME-BY-GAME REGULAR-SEASON STATISTICS (BUCCANEERS)

DATE	OPPONENT	P/S	RECEIVING					RUSHING					W/L	SCORE
			NO.	YDS.	AVG.	LG	TD	NO.	YDS.	AVG.	LG	TD		
09/13	at Saints											L	23-34	
09/20	Panthers	S	2	11	5.5	6	0	1	1	1.0	1	0	W	31-17
09/27	at Broncos	P	3	83	27.7	47	0	0	0	0.0	0	W	28-10	
10/04	Chargers	S	5	83	16.6	44	1	0	0	0.0	0	W	38-31	
10/08	at Bears	S	0	0	0.0	0	0	0	0.0	0	0	L	19-20	
10/18	Packers	P	1	6	6.0	6	0	0	0	0.0	0	W	38-10	
10/25	at Raiders	P	6	109	18.2	35	1	0	0	0.0	0	W	45-20	
11/02	at Giants	S	3	35	11.7	19	0	1	7	7.0	7	0	W	25-23
11/08	Saints	P	1	10	10.0	10	0	0	0	0.0	0	L	3-38	
11/15	at Panthers	P	1	4	4.0	4	0	0	0	0.0	0	W	46-23	
11/23	Rams	P	0	0	0.0	0	0	0	0	0.0	0	L	24-27	
11/29	Chiefs	P	0	0	0.0	0	0	0	0	0.0	0	L	24-27	
12/13	Vikings	P	1	48	48.0	48t	1	0	0	0.0	0	W	26-14	
12/20	at Falcons	P	3	20	6.7	14	0	0	0	0.0	0	W	31-27	
12/26	at Lions	P	1	7	7.0	7	0	0	0	0.0	0	W	47-7	
01/03	Falcons	P	1	12	12.0	12	0	0	0	0.0	0	W	44-27	
2020 TOTALS		15-4	28	428	15.3	48T	3	2	8	4.0	7	0	11-5	

2019 GAME-BY-GAME REGULAR-SEASON STATISTICS (BUCCANEERS)

DATE	OPPONENT	P/S	RECEIVING					RUSHING					W/L	SCORE
			NO.	YDS.	AVG.	LG	TD	NO.	YDS.	AVG.	LG	TD		
09/08	49ers											L	17-31	
09/12	at Panthers											W	20-14	
09/22	Giants	P	0	0	0.0	0	0	0	0.0	0	0	L	31-32	
09/29	at Rams	P	0	0	0.0	0	0	0	0.0	0	0	W	55-40	
10/06	at Saints	P	0	0	0.0	0	0	1	18	18.0	18	0	L	24-31
10/13	Panthers	P	3	39	13.0	19	0	0	0	0.0	0	0	L	26-37
10/27	at Titans	P	0	0	0.0	0	0	0	0	0.0	0	0	L	23-27
11/03	at Seahawks	P	0	0	0.0	0	0	0	0	0.0	0	0	L	34-40+
11/10	Cardinals	P	2	33	16.5	28	0	0	0	0.0	0	0	W	30-27
11/17	Saints	P	4	71	17.8	48	0	0	0	0.0	0	0	L	17-34
11/24	at Falcons	S	1	8	8.0	8	0	1	-2	-2.0	-2	0	W	35-22
12/01	at Jaguars											W	28-11	
12/08	Colts											W	38-35	
12/15	at Lions	S	3	49	16.3	33t	1	0	0	0.0	0	0	W	38-17
12/21	Texans											L	20-23	
12/29	Falcons											L	22-28+	
2019 TOTALS		10-2	13	200	15.4	48	1	2	16	8.0	18	0	7-9	

+ - Overtime

2022 GAME-BY-GAME POSTSEASON STATISTICS (BUCCANEERS)

DATE	OPPONENT	P/S	RECEIVING					RUSHING					W/L	SCORE
			NO.	YDS.	AVG.	LG	TD	NO.	YDS.	AVG.	LG	TD		
01/16	Cowboys	P	0	0	0.0	0	0	0	0	0.0	0	0	L	14-31
2022 TOTALS		1-0	0	0	0.0	0	0	0	0	0.0	0	0	0-1	

2021 GAME-BY-GAME POSTSEASON STATISTICS (BUCCANEERS)

DATE	OPPONENT	P/S	RECEIVING					RUSHING					W/L	SCORE
			NO.	YDS.	AVG.	LG	TD	NO.	YDS.	AVG.	LG	TD		
01/16	Eagles	P	1	8	8.0	8	0	1	9	9.0	9	0	W	31-15
01/23	Rams	P	4	38	9.5	19	0	0	0	0.0	0	0	L	27-30
2021 TOTALS		2-0	5	46	9.2	19	0	1	9	9.0	9	0	1-1	

2020 GAME-BY-GAME POSTSEASON STATISTICS (BUCCANEERS)

DATE	OPPONENT	P/S	RECEIVING					RUSHING					W/L	SCORE
			NO.	YDS.	AVG.	LG	TD	NO.	YDS.	AVG.	LG	TD		
01/09	at Football Team	P	1	15	15.0	15	0	1	8	8.0	8	0	W	31-23
01/17	at Saints	P	1	29	29.0	29	0	0	0	0.0	0	0	W	30-20
01/24	at Packers	S	2	36	18.0	39t	1	0	0	0.0	0	0	W	31-26
02/07	Chiefs	S	0	0	0.0	0	0	1	-3	-3.0	-3	0	W	31-9
2020 TOTALS		4-2	4	80	20.0	39T	1	2	5	2.5	8	0	4-0	



JEREMIAH ^{OLB} MOON

HEIGHT: 6-5
WEIGHT: 245
COLLEGE: Florida
BORN: August 18, 1998

HOW ACQUIRED: W' 24 (BLT)
NFL EXPERIENCE: 2nd year
BIRTHPLACE: Hoover, AL



PRO CAREER

- ✦ Has played in eight career games (one start) in two-year career with Baltimore (2023) and Pittsburgh (2024)
- ✦ Has registered 10 tackles (four solo), one tackle for loss and two forced fumbles
- ✦ Has added two tackles (two solo) on special teams
- ✦ Made NFL debut in Week 3 of 2023 (vs. Indianapolis)
- ✦ Made NFL starting debut in Week 4 of 2023 (at Cleveland)

2023 (RAVENS)

- ✦ Played in eight games (one start)
- ✦ Registered 10 tackles (four solo), one tackle for loss and two forced fumbles
- ✦ Added two tackles (two solo) on special teams

2022 (RAVENS)

- ✦ Spent the entire season on the practice squad

TRANSACTIONS

- ✦ Claimed off waivers by Pittsburgh from Baltimore on Jan. 26, 2024
- ✦ Signed a Reserve/Future contract with the Ravens on Jan. 16, 2023
- ✦ Signed to the Baltimore practice squad on August 31, 2022
- ✦ Waived by the Ravens on August 30, 2022
- ✦ Signed with Baltimore as an undrafted free agent on May 6, 2022

PERSONAL

- ✦ Prepped at Hoover (AL) H.S., where he was an Alabama Class 7A first-team All-State selection
- ✦ Led his team to a 10-3 record as a senior and reached the Class 7A State Semifinals
- ✦ Participated in the 2015 Mississippi-Alabama All-Star Football Game
- ✦ Graduated with a degree in telecommunications from Florida

COMMUNITY

- ✦ Participated in the Baltimore Ravens' annual organization-wide volunteer day to build a state-of-the-art playground and provide significant upgrades at Morrell Park Elementary/Middle School and Recreation Center in Baltimore City (2023)
- ✦ The construction and renovation project marks a \$200,000 community investment fully funded by the Ravens Foundation, Inc., in partnership with KABOOM!, Heart of America, Baltimore City Public Schools and Baltimore City Recreation and Park
- ✦ Participated in Ravens annual Holiday Helpers event at Target to shop for holiday gifts with Baltimore youth in need (2022)
- ✦ Joined Jameel McClain's 53 Families Thanksgiving event to serve a warm meal to families in need during the holiday (2022)
- ✦ Joined teammates and Ravens President, Sashi Brown for the ribbon cutting ceremony of the new Ravens themed playground in Northwest Regional Park (2022)
- ✦ Participated in the Baltimore Ravens' annual organization-wide volunteer day to establish new educational spaces at Baltimore City's Franklin Square Elementary/Middle School (2022)...Fully funded by the Ravens Foundation, Inc., the \$200,000 investment project featured multiple renovations with the goal to provide inspiring and engaging learning spaces in Baltimore City
- ✦ The event was coordinated in partnership with Heart of America, a national nonprofit focused on educational equity through space transformation and resource distribution

COLLEGE

- ✦ Played in 48 games (30 starts) over his six-year career at Florida (2016-21)
- ✦ Registered 151 career tackles, 14 tackles for loss, 8.0 sacks, one forced fumble, one fumble recovery and one pass defended
- ✦ Two-time William V. Campbell Trophy Semifinalist (2020-21), also known as the "Academic Heisman," awarded annually to the college football player with the best combination of academics, community service and on-field performance
- ✦ Played in 10 games (nine starts) his final year at Florida (2021)
- ✦ Recorded 49 tackles, 2.0 sacks, 3.5 tackles for loss, one forced fumble and one pass defended
- ✦ Finalist for the Mayo Clinic Comeback Player of the Year Award
- ✦ Started all four games of the Gators' COVID-shortened 2020 campaign, tallying 14 tackles, including 3.5 tackles for loss and 1.0 sack
- ✦ Named to the SEC's Fall Academic Honor Roll
- ✦ Made appearances in nine games (eight starts) in 2019 before sustaining a season-ending injury
- ✦ Registered 31 tackles, five tackles for loss and 3.0 sacks
- ✦ Named SEC Defensive Player of the Week after a season-high five tackles (one solo) and 0.5 sack performance vs. Towson
- ✦ Named to the SEC Fall Academic Honor Roll
- ✦ In 2018, played in 13 games (four starts), recording 31 tackles, 1.5 sacks, one pass defended and one fumble recovery
- ✦ Named to the SEC Academic Honor Roll
- ✦ Appeared in 10 games (five starts) in 2017 and registered 23 tackles, including one tackle for loss and 0.5 sacks
- ✦ In 2016, as a true freshman, played in the first two games of the season, assisting on three tackles, before suffering a season-ending injury and taking a medical redshirt

JEREMIAH MOON'S NFL REGULAR SEASON DEFENSIVE STATISTICS

DATE	TEAM	GP	GS	TACKLES							INTERCEPTIONS					O. FUMB			ST			MISC						
				TK	S	A	TFL	YDS	SK	YDS	QBH	NO	YDS	LG	TD	PD	FF	FR	TD	YDS	TK	S	A	FF	FR	S	A	
2022	Ravens	0	0	0	0	0	0	0	0.0	0.0	0	0	0	0	0	0	0	0	0	0	0	0	0	0	0	0	0	
2023	Ravens	8	1	10	4	6	1	0	0.0	0.0	0	0	0	0	0	0	1	0	0	0	0	0	2	2	0	1	0	0
NFL TOTALS		8	1	10	4	6	1	0	0.0	0.0	0	0	0	0	0	0	1	0	0	0	0	2	2	0	1	0	0	

JEREMIAH MOON'S NFL POSTSEASON DEFENSIVE STATISTICS

DATE	TEAM	GP	GS	TACKLES							INTERCEPTIONS					O. FUMB			ST			MISC					
				TK	S	A	TFL	YDS	SK	YDS	QBH	NO	YDS	LG	TD	PD	FF	FR	TD	YDS	TK	S	A	FF	FR	S	A
2022	Ravens	0	0	0	0	0	0	0	0.0	0.0	0	0	0	0	0	0	0	0	0	0	0	0	0	0	0	0	0
2023	Ravens	1	0	0	0	0	0	0	0.0	0.0	0	0	0	0	0	0	0	0	0	0	0	0	0	0	0	0	0
NFL TOTALS		1	0	0	0	0	0	0	0.0	0.0	0	0	0	0	0	0	0	0	0	0	0	0	0	0	0	0	0

SINGLE-GAME HIGHS: DEFENSIVE

- Total Tackles: 5 vs. Indianapolis Colts, Sep 24, 2023
- 4 vs. Pittsburgh Steelers, Jan 06, 2024
- Solo Tackles: 2 vs. Pittsburgh Steelers, Jan 06, 2024
- 2 vs. Indianapolis Colts, Sep 24, 2023
- Forced Fumbles: 1 vs. Pittsburgh Steelers, Jan 06, 2024
- Tackles For Loss: 1 vs. Pittsburgh Steelers, Jan 06, 2024

2023 GAME-BY-GAME REGULAR-SEASON STATISTICS (RAVENS)

DATE	OPPONENT	P/S	TACKLES							INTERCEPTIONS					O. FUMB			ST			MISC		W/L	SCORE				
			TK	S	A	SK	YDS	TFL	YDS	QBH	NO	YDS	LG	TD	PD	FF	FR	TD	YDS	TK	S	A			FF	FR	S	A
09/10	Texans		PRACTICE SQUAD																							W	25-9	
09/17	at Bengals		PRACTICE SQUAD																							W	27-24	
09/24	Colts	P	5	2	3	0.0	0.0	0	0	0	0	0	0	0	0	0	0	0	0	0	0	0	0	0	0	0	L	19-22+
10/01	at Browns	S	0	0	0	0.0	0.0	0	0	0	0	0	0	0	0	0	0	0	0	0	0	0	0	0	0	0	W	28-3
10/08	at Steelers	P	0	0	0	0.0	0.0	0	0	0	0	0	0	0	0	0	0	0	1	1	0	1	0	0	0	0	L	10-17
10/15	at Titans	P	0	0	0	0.0	0.0	0	0	0	0	0	0	0	0	0	0	0	0	0	0	0	0	0	0	0	W	24-16
10/22	Lions		ON INACTIVE LIST																							W	38-6	
10/29	at Cardinals		PRACTICE SQUAD																							W	31-24	
11/05	Seahawks		PRACTICE SQUAD																							W	37-3	
11/12	Browns		PRACTICE SQUAD																							L	31-33	
11/16	Bengals		PRACTICE SQUAD																							W	34-20	
11/26	at Chargers		PRACTICE SQUAD																							W	20-10	
12/10	Rams		PRACTICE SQUAD																							W	37-31+	
12/17	at Jaguars	P	0	0	0	0.0	0.0	0	0	0	0	0	0	0	0	0	0	0	0	0	0	0	0	0	0	W	23-7	
12/25	at 49ers	P	0	0	0	0.0	0.0	0	0	0	0	0	0	0	0	0	0	0	1	1	0	0	0	0	0	0	W	33-19
12/31	Dolphins	P	1	0	1	0.0	0.0	0	0	0	0	0	0	0	0	0	0	0	0	0	0	0	0	0	0	0	W	56-19
01/06	Steelers	P	4	2	2	0.0	0.0	1	0	0	0	0	0	0	1	0	0	0	0	0	0	0	0	0	0	0	L	10-17
2023 TOTALS		8-1	10	4	6	0.0	0.0	1	0	0	0	0	0	0	1	0	0	0	2	2	0	1	0	0	0	0	13-4	

+ - Overtime

2022 GAME-BY-GAME REGULAR-SEASON STATISTICS (RAVENS)

DATE	OPPONENT	P/S	TACKLES							INTERCEPTIONS					O. FUMB			ST			MISC		W/L	SCORE			
			TK	S	A	SK	YDS	TFL	YDS	QBH	NO	YDS	LG	TD	PD	FF	FR	TD	YDS	TK	S	A			FF	FR	S
09/11	at Jets		PRACTICE SQUAD																							W	24-9
09/18	Dolphins		PRACTICE SQUAD																							L	38-42
09/25	at Patriots		PRACTICE SQUAD																							W	37-26
10/02	Bills		PRACTICE SQUAD																							L	20-23
10/09	Bengals		PRACTICE SQUAD																							W	19-17
10/16	at Giants		PRACTICE SQUAD																							L	20-24
10/23	Browns		PRACTICE SQUAD																							W	23-20
10/27	at Buccaneers		PRACTICE SQUAD																							W	27-22
11/07	at Saints		PRACTICE SQUAD																							W	27-13
11/20	Panthers		PRACTICE SQUAD																							W	13-3
11/27	at Jaguars		PRACTICE SQUAD																							L	27-28
12/04	Broncos		PRACTICE SQUAD																							W	10-9
12/11	at Steelers		PRACTICE SQUAD																							W	16-14
12/17	at Browns		PRACTICE SQUAD																							L	3-13
12/24	Falcons		PRACTICE SQUAD																							W	17-9
01/01	Steelers		PRACTICE SQUAD																							L	13-16
01/08	at Bengals		PRACTICE SQUAD																							L	16-27
2022 TOTALS			0	0	0	0.0	0.0	0	0	0	0	0	0	0	0	0	0	0	0	0	0	0	0	0	0	0	10-7

2023 GAME-BY-GAME POSTSEASON STATISTICS (RAVENS)

DATE	OPPONENT	P/S	TACKLES							INTERCEPTIONS					O. FUMB			ST			MISC		W/L	SCORE				
			TK	S	A	SK	YDS	TFL	YDS	QBH	NO	YDS	LG	TD	PD	FF	FR	TD	YDS	TK	S	A			FF	FR	S	A
01/20	Texans	P	0	0	0	0.0	0.0	0	0	0	0	0	0	0	0	0	0	0	0	0	0	0	0	0	0	0	W	34-10
2023 TOTALS		1-0	0	0	0	0.0	0.0	0	0	0	0	0	0	0	0	0	0	0	0	0	0	0	0	0	0	1-0		

2022 GAME-BY-GAME POSTSEASON STATISTICS (RAVENS)

DATE	OPPONENT	P/S	TACKLES							INTERCEPTIONS					O. FUMB			ST			MISC		W/L	SCORE			
			TK	S	A	SK	YDS	TFL	YDS	QBH	NO	YDS	LG	TD	PD	FF	FR	TD	YDS	TK	S	A			FF	FR	S
01/15	at Bengals		PRACTICE SQUAD																							L	17-24
2022 TOTALS			0	0	0	0.0	0.0	0	0	0	0	0	0	0	0	0	0	0	0	0	0	0	0	0	0	0-1	



DAN ^{OT} MOORE JR.

HEIGHT: 6-5
WEIGHT: 315
COLLEGE: Texas A&M
BORN: September 28, 1998

HOW ACQUIRED: D4a '21
NFL EXPERIENCE: 4th year
BIRTHPLACE: Beaumont, TX

65



PRO CAREER

- ✦ Has started at left tackle in 33 games
- ✦ Became the first Steelers rookie to start at left tackle since the 1970 AFL-NFL merger
- ✦ Made NFL debut in Week 1 of 2021 (at Buffalo)
- ✦ Made NFL starting debut in Week 1 of 2021 (at Buffalo)

2023 (STEELERS)

- ✦ Played in 16 regular-season games (16 starts) at left tackle
- ✦ Allowed eight sacks and whistled for three penalties all season, according to Pro Football Focus
- ✦ Blocked for RB Najee Harris to run for 1,000-plus yards on the season, including a season-high 122 yards in Week 17 at Seattle
- ✦ Helped a Pittsburgh rush offense rank in the top five after Week 9 in rushes (323, 1st), rush yards (1,452, 2nd), longest rush (74t, 2nd), yards after contact/rush (3.37, 2nd), 10+ yard rushes (39, 4th), first downs by rush (79, 3rd), rush TDs (13, 1-2nd), rushes/game (32.3, 2nd), rush yards/game (145.2, 2nd) and 10+ yard rushes/game (3.90, 5th)
- ✦ Part of an offensive line that did not allow a sack in two games and just one sack in four games
- ✦ Played all 951 offensive snaps

2022 (STEELERS)

- ✦ Started all 17 regular-season games at left tackle
- ✦ Blocked for RB Najee Harris to run for 1,000-plus yards for a second consecutive season, including a season-high 111 yards in Week 17 at Baltimore
- ✦ Saw significant improvement after the Bye Week, blocking for an average of 147 rushing yards per game and allowing the team to be held under 100 yards on the ground just once in Weeks 10 through 18
- ✦ Part of an offensive line that did not allow a sack in two games and just one sack in four games
- ✦ Played all 1,160 offensive snaps

2021 (STEELERS)

- ✦ Started 16 regular-season games at left tackle
- ✦ Blocked for 1,000-plus-yard rusher Najee Harris
- ✦ Was one of five rookie starters, marking the first time the Steelers started at least five rookies in a season opener since 1991
- ✦ Blocked for a 100-yard rusher three times (Week 5 vs. Denver; Week 10 vs. Detroit; Week 17 vs. Cleveland)
- ✦ Joined C Maurice Pouncey to become one of two offensive linemen in franchise history to start 16 games their rookie season

TRANSACTIONS

- ✦ Signed a four-year contract with Pittsburgh on May 18, 2021
- ✦ Drafted by the Steelers in the fourth round (128th overall) in the 2021 NFL Draft

PERSONAL

- ✦ Coached by Kevin Flanigan at Beaumont West Brook Senior High School
- ✦ Rated a three-star recruit by PrepStar
- ✦ Named to the PrepStar All-Midlands Region Team
- ✦ Three-star prospect by Rivals
- ✦ Three-star by ESPN
- ✦ Rated the No. 73 offensive guard in the nation
- ✦ No. 150 in the state of Texas and No. 194 in the Midlands Region

COLLEGE

- ✦ Played in 44 games (37 starts) at Texas A&M (2017-20)
- ✦ Started the final 36 games of his collegiate career
- ✦ Named Second-Team All-SEC as a senior in 2020
- ✦ Started all 10 games and logged 691 snaps at left tackle
- ✦ Earned SEC Offensive Lineman of the Week honors for his performance against the Gamecocks
- ✦ Rolled over the Tigers defense for a season-high 313 yards rushing in the victory at Auburn
- ✦ Texas A&M offensive line was named a finalist for the Joe Moore Award

DAN MOORE JR.'S NFL REGULAR SEASON STATISTICS

DATE	TEAM	GP	GS
2021	Steelers	16	16
2022	Steelers	17	17
2023	Steelers	16	16
NFL TOTALS		49	49

DAN MOORE JR.'S NFL POSTSEASON STATISTICS

DATE	TEAM	GP	GS
2021	Steelers	1	1
2023	Steelers	1	1
NFL TOTALS		2	2



TYLER^{LB} MURRAY

HEIGHT: 6-1
WEIGHT: 226
COLLEGE: Memphis
BORN: February 15, 1999

HOW ACQUIRED: FA '24
NFL EXPERIENCE: 1st year
BIRTHPLACE: Jacksonville, FL

40



PRO CAREER

- ✦ Has yet to make NFL debut

TRANSACTIONS

- ✦ Signed a Reserve/Future contract with Pittsburgh on Jan. 23, 2024
- ✦ Signed to the Steelers practice squad on Nov. 15, 2023
- ✦ Signed to the Cincinnati practice squad on Aug. 30, 2023
- ✦ Waived by the Bengals on Aug. 29, 2023
- ✦ Signed with Cincinnati as an undrafted rookie free agent on May 13, 2023

PERSONAL

- ✦ Attended Baldwin H.S. (Jacksonville, Florida), where he earned All-Gateway Conference first-team honors as a senior
- ✦ Recorded 57 tackles, one tackle for loss, nine interceptions, 18 pass breakups and a fumble recovery over his final two seasons
- ✦ Caught 28 passes for 486 yards with three TDs, while rushing for 175 yards and two TDs on 34 carries

COLLEGE

- ✦ Played in 13 games (13 starts) in his final collegiate season at Memphis (2022)
- ✦ Helped the Tigers capture the 2022 SERVPRO First Responder Bowl
- ✦ Registered 67 tackles, six tackles for loss, two interceptions, three quarterback hurries and two pass breakups
- ✦ Recorded a season-high 10 tackles and two tackles for loss at East Carolina
- ✦ Posted eight stops with two tackles for loss and a quarterback hurry in victory over Navy
- ✦ Third-Team Preseason All-AAC (Phil Steele)
- ✦ Played in 18 games (18 starts) in two-year career at Charlotte (2020-21)
- ✦ Two-time Honorable Mention All-Conference USA
- ✦ 2021 team captain
- ✦ Led the 49ers in tackles in both 2020 and 2021
- ✦ Finished career at Charlotte ranked 20th in school history with 128 career tackles (in just two seasons)
- ✦ Registered 128 tackles (65 solo), 7.5 tackles for loss, 1.5 sacks, two interceptions, three forced fumbles, two fumble recoveries and five quarterback hurries
- ✦ 2021 Third Team All-Conference USA (Phil Steele)
- ✦ 2020 Fourth Team All-Conference USA (Phil Steele)
- ✦ Transferred to Charlotte from Troy, where he played in 26 games (12 starts) in two-year career (2018-19)
- ✦ Registered 64 tackles, eight tackles for loss, 3.0 sacks, four interceptions, three forced fumbles, three fumble recoveries, five pass breakups and one quarterback hurry
- ✦ 2018 Third Team All-Sun Belt Team

TYLER MURRAY'S NFL REGULAR SEASON DEFENSIVE STATISTICS

DATE	TEAM	GP	GS	TACKLES							INTERCEPTIONS					O. FUMB				ST				MISC.			
				TK	S	A	TFL	YDS	SK	YDS	QBH	NO	YDS	LG	TD	PD	FF	FR	TD	YDS	TK	S	A	FF	FR	S	A
2023	Bengals	0	0	0	0	0	0	0	0.0	0.0	0	0	0	0	0	0	0	0	0	0	0	0	0	0	0	0	
NFL TOTALS		0	0	0	0	0	0	0	0.0	0.0	0	0	0	0	0	0	0	0	0	0	0	0	0	0	0	0	

2023 GAME-BY-GAME REGULAR-SEASON STATISTICS (BENGALS)

DATE	OPPONENT	P/S	TACKLES							INTERCEPTIONS					O. FUMB				ST				MISC.					
			TK	S	A	SK	YDS	TFL	YDS	QBH	NO	YDS	LG	TD	PD	FF	FR	TD	YDS	TK	S	A	FF	FR	S	A		
09/10	at Browns																										L	3-24
09/17	Ravens																										L	24-27
09/25	Rams																										W	19-16
10/01	at Titans																										L	3-27
10/08	at Cardinals																										W	34-20
10/15	Seahawks																										W	17-13
10/29	at 49ers																										W	31-17
11/05	Bills																										W	24-18
11/12	Texans																										L	27-30
11/16	at Ravens																										L	20-34
12/04	at Jaguars																										W	34-31+
12/10	Colts																										W	34-14
12/16	Vikings																										W	27-24+
12/31	at Chiefs																										L	17-25
01/07	Browns																										W	31-14
2023 TOTALS			0	0	0	0	0	0	0	0	0	0	0	0	0	0	0	0	0	0	0	0	0	0	0	0	9-6	

+ - Overtime



LARRY OT OGUNJOBI

HEIGHT: 6-3
WEIGHT: 305
COLLEGE: Charlotte
BORN: June 3, 1994

HOW ACQUIRED: FA '22
NFL EXPERIENCE: 8th year
BIRTHPLACE: Greensboro, NC



PRO CAREER

- ✦ Has played in 109 games (96 starts) over his seven-year NFL career (Cleveland, 2017-20; Cincinnati, 2021; Pittsburgh, 2022-23)
- ✦ Has registered 320 tackles (183 solo), 72 quarterback hits, 51 tackles for loss, 26.0 sacks, three passes defended, three forced fumbles and two fumble recoveries
- ✦ Has started at least 15 regular-season games in each of the last six seasons
- ✦ Made NFL debut in Week 1 of 2017 (vs. Pittsburgh)
- ✦ Made NFL starting debut in Week 14 of 2017 (vs. Green Bay)
- ✦ A familiar face after spending his first five NFL seasons with the Browns (2017-20) and Bengals (2021), Ogunjobi joined Pittsburgh in June of 2022 as a free agent

2023 (STEELERS)

- ✦ Started all 17 regular-season games
- ✦ Registered 43 tackles (21 solo), eight quarterback hits, three tackles for loss, two passes defended, two fumble recoveries, one forced fumble and 3.0 sacks
- ✦ Recorded sacks in Week 2 vs. Cleveland, Week 7 at L.A. Rams and Week 15 at Indianapolis
- ✦ Had four tackles (three solo), 1.0 sack, one tackle for loss, two quarterback hits and one fumble recovery in Week 2 vs. Cleveland
- ✦ Registered a season-high tying five tackles (three solo) in Week 8 vs. Jacksonville and Week 9 vs. Tennessee

2022 (STEELERS)

- ✦ Played in and started 16 games
- ✦ Registered 48 tackles (25 solo), 11 quarterback hits, seven passes defended and 1.5 sacks
- ✦ Recorded sacks against his former team, the Cleveland Browns, in Weeks 3 (0.5) and 18 (1.0)
- ✦ Was inactive for Week 8 at Philadelphia due to injury
- ✦ Had five tackles (three solo), two tackles for loss and a quarterback hit in Week 15 at Carolina

2021 (BENGALS)

- ✦ Played and started 16 regular-season games for Cincinnati
- ✦ Totaled 49 tackles (29 solo), 12 tackles for loss, a career-high 7.0 sacks and 16 quarterback hits
- ✦ Registered sacks against Minnesota (Week 1), N.Y. Jets (Week 8), L.A. Chargers (Week 13) and San Francisco (Week 14)
- ✦ Recorded multi-sack games (1.5) against Baltimore (Week 7) and Denver (Week 15)
- ✦ Started one of Cincinnati's playoff games (Wild Card)
- ✦ Had a fumble recovery after Trey Hendrickson's strip-sack of Raiders QB Derek Carr to set up a field goal during the Bengals' playoff win against Las Vegas
- ✦ Missed the remainder of the playoffs with a foot injury

2020 (BROWNS)

- ✦ Played and started 15 regular-season games for Cleveland
- ✦ Totaled 46 tackles (23 solo), six quarterback hits, five tackles for loss, 2.5 sacks and a forced fumble
- ✦ Forced the second fumble of his career in Week 1 at Baltimore
- ✦ Recorded only full sack of the season in Week 13 at Tennessee with a seven-yard takedown of QB Ryan Tannehill in the third quarter
- ✦ Started both of Cleveland's playoff games and totaled four tackles

2019 (BROWNS)

- ✦ Played and started 15 regular-season games for Cleveland
- ✦ Missed one game (Week 12 vs. Miami) while on Reserve/Suspended by Commissioner list
- ✦ Registered 50 tackles, 5.5 sacks, 13 quarterback hits, 10 tackles for loss and one pass defended
- ✦ Set a career-high in single-game tackles with nine in Week 14 vs. Cincinnati and added on three quarterback hits

2018 (BROWNS)

- ✦ Started all 16 regular-season games for Cleveland
- ✦ Registered a career-high 52 tackles (33 solo), 16 quarterback hits, 10 tackles for loss, 5.5 sacks and a forced fumble
- ✦ Opened the season with seven tackles, 1.0 sack, one quarterback hit and one tackle for loss vs. Pittsburgh
- ✦ Recorded first-career multi-sack game in Week 2 at New Orleans with two third-down takedowns of QB Drew Brees
- ✦ Had a season-high eight tackles, including two for loss, in Week 3 vs. N.Y. Jets
- ✦ Forced his first fumble in Week 17 at Baltimore

2017 (BROWNS)

- ✦ Played in 14 regular-season games (one start) as a rookie for Cleveland
- ✦ Registered 32 tackles (17 solo), 1.0 sack, four tackles for loss and three quarterback hits
- ✦ Made NFL debut in season opener vs. Pittsburgh and recorded four tackles
- ✦ Inactive for Week 8 vs. Minnesota and Week 10 at Detroit (groin)
- ✦ Recorded a season-high five tackles in his return from injury in Week 11 vs. Jacksonville
- ✦ Notched first career sack in Week 16 at Chicago, taking down QB Mitch Trubisky for a seven-yard loss

TRANSACTIONS

- ✦ Signed a three-year contract with Pittsburgh on March 14, 2023
- ✦ Signed a one-year contract with Pittsburgh on June 21, 2022
- ✦ Signed a one-year contract with Cincinnati on March 19, 2021
- ✦ Signed a four-year contract with Cleveland on May 18, 2017
- ✦ Drafted by the Browns in the third round (65th overall) of the 2017 NFL Draft

PERSONAL

- ✦ Hometown is Greensboro, N.C.
- ✦ Attended Ragsdale H.S. in Jamestown, N.C.
- ✦ Has gained notoriety for how he got into football — he says he started playing as a 350-pound sophomore in high school because his mother took away his X-box, and then went on to lose roughly 100 pounds before his junior season and eventually earned multiple scholarship offers
- ✦ His parents, Larry and Mercy Ogunjobi, immigrated to the United States from Nigeria
- ✦ Taught himself to play the piano
- ✦ Double-major at Charlotte — computer science and biology
- ✦ Last name is pronounced "O-gunn-JO-bee"

COMMUNITY

- ✦ NFL Waterboys - Unites professional athletes and fans in support of a single shared cause: providing clean, accessible drinking water to communities in need.
- ✦ In March 2020, donated 100,00 meals to Greater Cleveland Food Bank
- ✦ 2018 and 2019 hosted Christmas shopping for youth
- ✦ Participated in Thanksgiving drives
- ✦ Lighthouse Youth Services - System of care for 0-24 to guide and trace progress over time (mental health service, youth housing, emergency shelter, community juvenile justice services, residential treatment and foster care and adoption)
- ✦ Freestore Foodbank - Provides meals to hungry children and families
- ✦ Hosts a youth football camp at former school Ragsdale High School
- ✦ Children's Camp in Guam in 2018 and 2020 with Zach Banner

COLLEGE

- ✦ Spent five seasons (2012-16) at the University of North Carolina Charlotte, with a redshirt year in 2012
- ✦ Was part of Charlotte's first-ever recruiting class; the 49ers did not have a football season during his redshirt year in 2012, as the program's inaugural football season was in 2013
- ✦ First player ever drafted into the NFL from Charlotte's football program
- ✦ Finished college career with 217 tackles, including 49 for loss, and 13.0 sacks

LARRY OGUNJOBI'S NFL REGULAR SEASON DEFENSIVE STATISTICS

DATE	TEAM	GP	GS	TACKLES					INTERCEPTIONS					O. FUMB					ST			MISC						
				TK	S	A	TFL	YDS	SK	YDS	QBH	NO	YDS	LG	TD	PD	FF	FR	TD	YDS	TK	S	A	FF	FR	S	A	
2017	Browns	14	1	32	17	15	4	21	1.0	7.0	3	0	0	0	0	0	0	0	0	0	0	0	0	0	0	0	0	
2018	Browns	16	16	52	33	19	10	53	5.5	51.5	15	0	0	0	1	0	0	0	0	0	0	0	0	0	0	0	0	
2019	Browns	15	15	50	35	15	10	55	5.5	40.0	13	0	0	0	1	0	0	0	0	0	0	0	0	0	0	0	0	
2020	Browns	15	15	46	23	23	5	15	2.5	18.0	6	0	0	0	1	0	0	0	0	0	0	0	0	0	0	0	0	
2021	Bengals	16	16	49	29	20	12	55	7.0	51.5	16	0	0	0	0	0	0	0	0	0	0	0	0	0	0	0	0	
2022	Steelers	16	16	48	25	23	7	14	1.5	10.0	11	0	0	0	0	0	0	0	0	0	0	0	0	0	0	0	0	
2023	Steelers	17	17	43	21	22	3	16	3.0	16.0	8	0	0	0	2	1	2	0	0	0	0	0	0	0	0	0	0	
NFL TOTALS		109	96	320	183	137	51	229	26.0	194.0	72	0	0	0	3	3	2	0	0	0	0	0	0	0	0	0	0	0

LARRY OGUNJOBI'S NFL POSTSEASON DEFENSIVE STATISTICS

DATE	TEAM	GP	GS	TACKLES					INTERCEPTIONS					O. FUMB					ST			MISC						
				TK	S	A	TFL	YDS	SK	YDS	QBH	NO	YDS	LG	TD	PD	FF	FR	TD	YDS	TK	S	A	FF	FR	S	A	
2020	Browns	2	2	4	1	3	0	0	0.0	0.0	0	0	0	0	0	0	0	0	0	0	0	0	0	0	0	0	0	0
2021	Bengals	1	1	0	0	0	0	0.0	0.0	0	0	0	0	0	0	1	0	11	0	0	0	0	0	0	0	0	0	0
2023	Steelers	1	1	5	2	3	1	2	0.0	0.0	0	0	0	0	0	0	0	0	0	0	0	0	0	0	0	0	0	0
NFL TOTALS		4	4	9	3	6	1	2	0.0	0.0	0	0	0	0	0	1	0	11	0	0	0	0	0	0	0	0	0	0

SINGLE-GAME HIGHS: DEFENSIVE

Total Tackles	9 vs. Cincinnati Bengals, Dec 08, 2019	Forced Fumbles	1 at Baltimore Ravens, Sep 13, 2020
	8 vs. New York Jets, Sep 20, 2018		1 at Baltimore Ravens, Dec 30, 2018
Solo Tackles	5 at Baltimore Ravens, Oct 24, 2021	Fumble Recoveries	1 vs. Cleveland Browns, Sep 18, 2022
	5 at Cincinnati Bengals, Dec 29, 2019	Tackles For Loss	2 at Carolina Panthers, Dec 18, 2022
Sacks	2.0 at New Orleans Saints, Sep 16, 2018		2 vs. San Francisco 49ers, Dec 12, 2021
	1.5 at Denver Broncos, Dec 19, 2021		...8 more at 2.
	...1 more at 1.5.		
Passes Defensed	1 vs. Arizona Cardinals, Dec 03, 2023		
	1 at Cincinnati Bengals, Nov 26, 2023		
	...1 more at 1.		

SINGLE-GAME HIGHS - POSTSEASON: DEFENSIVE

Total Tackles	5 at Buffalo Bills, Jan 15, 2024	Tackles For Loss	1 at Buffalo Bills, Jan 15, 2024
	3 at Pittsburgh Steelers, Jan 10, 2021	Longest Opp Fumble Return	11 vs. Las Vegas Raiders, Jan 15, 2022
	1 at Kansas City Chiefs, Jan 17, 2021		
Solo Tackles	2 at Buffalo Bills, Jan 15, 2024		
	1 at Kansas City Chiefs, Jan 17, 2021		
Fumble Recoveries	1 vs. Las Vegas Raiders, Jan 15, 2022		

2023 GAME-BY-GAME REGULAR-SEASON STATISTICS (STEELERS)

DATE	OPPONENT	P/S	TACKLES							INTERCEPTIONS				O. FUMB			ST			MISC		W/L	SCORE				
			TK	S	A	SK	YDS	TFL	YDS	QBH	NO	YDS	LG	TD	PD	FF	FR	TD	YDS	TK	S			A	FF	FR	S
09/10	49ers	S	2	2	0	0.0	0.0	0	0	0	0	0	0	0	0	0	0	0	0	0	0	0	0	0	0	L	7-30
09/18	Browns	S	4	3	1	1.0	7.0	1	7	2	0	0	0	0	0	1	0	0	0	0	0	0	0	0	0	W	26-22
09/24	at Raiders	S	1	0	1	0.0	0.0	0	0	0	0	0	0	0	0	0	0	0	0	0	0	0	0	0	0	W	23-18
10/01	at Texans	S	4	2	2	0.0	0.0	0	0	0	0	0	0	0	0	0	0	0	0	0	0	0	0	0	0	L	6-30
10/08	Ravens	S	1	1	0	0.0	0.0	0	0	0	0	0	0	0	1	0	0	0	0	0	0	0	0	0	0	W	17-10
10/22	at Rams	S	4	2	2	1.0	6.0	1	6	1	0	0	0	0	0	0	0	0	0	0	0	0	0	0	0	W	24-17
10/29	Jaguars	S	5	3	2	0.0	0.0	0	0	0	0	0	0	0	0	0	0	0	0	0	0	0	0	0	0	L	10-20
11/02	Titans	S	5	3	2	0.0	0.0	0	0	1	0	0	0	0	0	0	0	0	0	0	0	0	0	0	0	W	20-16
11/12	Packers	S	1	0	1	0.0	0.0	0	0	0	0	0	0	0	0	0	0	0	0	0	0	0	0	0	0	W	23-19
11/19	at Browns	S	1	0	1	0.0	0.0	0	0	1	0	0	0	0	0	0	0	0	0	0	0	0	0	0	0	L	10-13
11/26	at Bengals	S	0	0	0	0.0	0.0	0	0	1	0	0	0	0	1	0	0	0	0	0	0	0	0	0	0	W	16-10
12/03	Cardinals	S	3	0	3	0.0	0.0	0	0	0	0	0	0	0	1	0	0	0	0	0	0	0	0	0	0	L	10-24
12/07	Patriots	S	2	0	2	0.0	0.0	0	0	0	0	0	0	0	0	0	0	0	0	0	0	0	0	0	0	L	18-21
12/16	at Colts	S	4	2	2	1.0	3.0	1	3	1	0	0	0	0	0	0	0	0	0	0	0	0	0	0	0	L	13-30
12/23	Bengals	S	2	1	1	0.0	0.0	0	0	0	0	0	0	0	0	0	0	0	0	0	0	0	0	0	0	W	34-11
12/31	at Seahawks	S	3	1	2	0.0	0.0	0	0	1	0	0	0	0	0	0	0	0	0	0	0	0	0	0	0	W	30-23
01/06	at Ravens	S	1	1	0	0.0	0.0	0	0	0	0	0	0	0	0	1	0	0	0	0	0	0	0	0	0	W	17-10
2023 TOTALS		17-17	43	21	22	3.0	16.0	3	16	8	0	0	0	0	2	1	2	0	0	0	0	0	0	0	0	10-7	

2022 GAME-BY-GAME REGULAR-SEASON STATISTICS (STEELERS)

DATE	OPPONENT	P/S	TACKLES							INTERCEPTIONS				O. FUMB			ST			MISC		W/L	SCORE				
			TK	S	A	SK	YDS	TFL	YDS	QBH	NO	YDS	LG	TD	PD	FF	FR	TD	YDS	TK	S			A	FF	FR	S
09/11	at Bengals	S	4	3	1	0.0	0.0	1	0	1	0	0	0	0	0	0	0	0	0	0	0	0	0	0	0	W	23-20+
09/18	Patriots	S	3	0	3	0.0	0.0	0	0	0	0	0	0	0	0	0	0	0	0	0	0	0	0	0	0	L	14-17
09/22	at Browns	S	2	0	2	0.5	4.0	0	0	2	0	0	0	0	0	0	0	0	0	0	0	0	0	0	0	L	17-29
10/02	Jets	S	3	1	2	0.0	0.0	0	0	2	0	0	0	0	0	0	0	0	0	0	0	0	0	0	0	L	20-24
10/09	at Bills	S	0	0	0	0.0	0.0	0	0	0	0	0	0	0	0	0	0	0	0	0	0	0	0	0	0	L	3-38
10/16	Buccaneers	S	4	3	1	0.0	0.0	1	0	2	0	0	0	0	0	0	0	0	0	0	0	0	0	0	0	W	20-18
10/23	at Dolphins	S	3	2	1	0.0	0.0	0	0	0	0	0	0	0	0	0	0	0	0	0	0	0	0	0	0	L	10-16
10/30	at Eagles										ON INACTIVE LIST													L	13-35		
11/13	Saints	S	3	1	2	0.0	0.0	0	0	0	0	0	0	0	0	0	0	0	0	0	0	0	0	0	0	W	20-10
11/20	Bengals	S	1	0	1	0.0	0.0	0	0	1	0	0	0	0	0	0	0	0	0	0	0	0	0	0	0	L	30-37
11/28	at Colts	S	5	3	2	0.0	0.0	0	0	0	0	0	0	0	0	0	0	0	0	0	0	0	0	0	0	W	24-17
12/04	at Falcons	S	4	4	0	0.0	0.0	1	3	0	0	0	0	0	0	0	0	0	0	0	0	0	0	0	0	W	19-16
12/11	Ravens	S	2	0	2	0.0	0.0	0	0	0	0	0	0	0	0	0	0	0	0	0	0	0	0	0	0	L	14-16
12/18	at Panthers	S	5	3	2	0.0	0.0	2	2	1	0	0	0	0	0	0	0	0	0	0	0	0	0	0	0	W	24-16
12/24	Raiders	S	4	3	1	0.0	0.0	1	3	1	0	0	0	0	0	0	0	0	0	0	0	0	0	0	0	W	13-10
01/01	at Ravens	S	2	1	1	0.0	0.0	0	0	0	0	0	0	0	0	0	0	0	0	0	0	0	0	0	0	W	16-13
01/08	Browns	S	3	1	2	1.0	6.0	1	6	1	0	0	0	0	0	0	0	0	0	0	0	0	0	0	0	W	28-14
2022 TOTALS		16-16	48	25	23	1.5	10.0	7	14	11	0	0	0	0	0	0	0	0	0	0	0	0	0	0	0	9-8	

+ - Overtime

2021 GAME-BY-GAME REGULAR-SEASON STATISTICS (BENGALS)

DATE	OPPONENT	P/S	TACKLES							INTERCEPTIONS				O. FUMB			ST			MISC		W/L	SCORE				
			TK	S	A	SK	YDS	TFL	YDS	QBH	NO	YDS	LG	TD	PD	FF	FR	TD	YDS	TK	S			A	FF	FR	S
09/12	Vikings	S	6	4	2	1.0	9.0	2	12	1	0	0	0	0	0	0	0	0	0	0	0	0	0	0	0	W	27-24+
09/19	at Bears	S	4	1	3	0.0	0.0	1	5	0	0	0	0	0	0	0	0	0	0	0	0	0	0	0	0	L	17-20
09/26	at Steelers	S	3	2	1	0.0	0.0	1	0	0	0	0	0	0	0	0	0	0	0	0	0	0	0	0	0	W	24-10
09/30	Jaguars	S	3	2	1	0.0	0.0	0	0	0	0	0	0	0	0	0	0	0	0	0	0	0	0	0	0	W	24-21
10/10	Packers	S	0	0	0	0.0	0.0	0	0	0	0	0	0	0	0	0	0	0	0	0	0	0	0	0	0	L	22-25+
10/17	at Lions	S	3	2	1	0.0	0.0	0	0	0	0	0	0	0	0	0	0	0	0	0	0	0	0	0	0	W	34-11
10/24	at Ravens	S	6	5	1	1.5	5.5	2	5	2	0	0	0	0	0	0	0	0	0	0	0	0	0	0	0	W	41-17
10/31	at Jets	S	5	3	2	1.0	5.0	1	5	2	0	0	0	0	0	0	0	0	0	0	0	0	0	0	0	L	31-34
11/07	Browns	S	2	1	1	0.0	0.0	0	0	0	0	0	0	0	0	0	0	0	0	0	0	0	0	0	0	L	16-41
11/21	at Raiders	S	2	0	2	0.0	0.0	0	0	1	0	0	0	0	0	0	0	0	0	0	0	0	0	0	0	W	32-13
11/28	Steelers	S	1	1	0	0.0	0.0	0	0	1	0	0	0	0	0	0	0	0	0	0	0	0	0	0	0	W	41-10
12/05	Chargers	S	2	1	1	1.0	9.0	1	9	2	0	0	0	0	0	0	0	0	0	0	0	0	0	0	0	L	22-41
12/12	49ers	S	4	3	1	1.0	9.0	2	10	1	0	0	0	0	0	0	0	0	0	0	0	0	0	0	0	L	23-26+
12/19	at Broncos	S	4	1	3	1.5	14.0	1	9	3	0	0	0	0	0	0	0	0	0	0	0	0	0	0	0	W	15-10
12/26	Ravens	S	0	0	0	0.0	0.0	0	0	1	0	0	0	0	0	0	0	0	0	0	0	0	0	0	0	W	41-21
01/02	Chiefs	S	4	3	1	0.0	0.0	1	0	2	0	0	0	0	0	0	0	0	0	0	0	0	0	0	0	W	34-31
01/09	at Browns										DID NOT PLAY													L	16-21		
2021 TOTALS		16-16	49	29	20	7.0	51.5	12	55	16	0	0	0	0	0	0	0	0	0	0	0	0	0	0	0	10-7	

+ - Overtime

2020 GAME-BY-GAME REGULAR-SEASON STATISTICS (BROWNS)

DATE	OPPONENT	P/S	TACKLES							INTERCEPTIONS				O. FUMB			ST				MISC		W/L	SCORE			
			TK	S	A	SK	YDS	TFL	YDS	QBH	NO	YDS	LG	TD	PD	FF	FR	TD	YDS	TK	S	A			FF	FR	S
09/13	at Ravens	S	3	3	0	0.0	0.0	1	2	0	0	0	0	0	1	0	0	0	0	0	0	0	0	0	0	L	6-38
09/17	Bengals	S	1	0	1	0.0	0.0	0	0	0	0	0	0	0	0	0	0	0	0	0	0	0	0	0	0	W	35-30
09/27	Football Team	S	4	2	2	0.0	0.0	1	0	0	0	0	0	0	0	0	0	0	0	0	0	0	0	0	0	W	34-20
10/04	at Cowboys	S	2	0	2	0.0	0.0	0	0	0	0	0	0	0	0	0	0	0	0	0	0	0	0	0	0	W	49-38
10/11	Colts	S	INACTIVE																							W	32-23
10/18	at Steelers	S	5	4	1	0.0	0.0	1	3	0	0	0	0	0	0	0	0	0	0	0	0	0	0	0	0	L	7-38
10/25	at Bengals	S	4	2	2	0.0	0.0	0	0	0	0	0	0	0	0	0	0	0	0	0	0	0	0	0	0	W	37-34
11/01	Raiders	S	4	2	2	0.0	0.0	0	0	0	0	0	0	0	0	0	0	0	0	0	0	0	0	0	0	L	6-16
11/15	Texans	S	2	1	1	0.5	2.5	0	1	0	0	0	0	0	0	0	0	0	0	0	0	0	0	0	0	W	10-7
11/22	Eagles	S	3	0	3	0.5	5.0	0	1	0	0	0	0	0	0	0	0	0	0	0	0	0	0	0	0	W	22-17
11/29	at Jaguars	S	3	2	1	0.0	0.0	0	0	0	0	0	0	0	0	0	0	0	0	0	0	0	0	0	0	W	27-25
12/06	at Titans	S	2	1	1	1.0	7.0	1	7	1	0	0	0	0	0	0	0	0	0	0	0	0	0	0	0	W	41-35
12/14	Ravens	S	4	2	2	0.0	0.0	0	0	0	0	0	0	0	0	0	0	0	0	0	0	0	0	0	0	L	42-47
12/20	at Giants	S	3	1	2	0.5	3.5	1	3	2	0	0	0	0	0	0	0	0	0	0	0	0	0	0	0	W	20-6
12/27	at Jets	S	4	2	2	0.0	0.0	0	0	0	0	0	0	0	0	0	0	0	0	0	0	0	0	0	0	L	16-23
10/03	Steelers	S	2	1	1	0.0	0.0	0	0	1	0	0	0	0	0	0	0	0	0	0	0	0	0	0	0	W	24-22
2020 TOTALS		15-15	46	23	23	2.5	18.0	5	15	6	0	0	0	0	1	0	0	0	0	0	0	0	0	0	0	11-5	

2019 GAME-BY-GAME REGULAR-SEASON STATISTICS (BROWNS)

DATE	OPPONENT	P/S	TACKLES							INTERCEPTIONS				O. FUMB			ST				MISC		W/L	SCORE			
			TK	S	A	SK	YDS	TFL	YDS	QBH	NO	YDS	LG	TD	PD	FF	FR	TD	YDS	TK	S	A			FF	FR	S
09/08	Titans	S	4	3	1	1.0	10.0	1	10	1	0	0	0	0	0	0	0	0	0	0	0	0	0	0	0	L	13-43
09/16	at Jets	S	4	2	2	0.0	0.0	0	1	0	0	0	0	0	0	0	0	0	0	0	0	0	0	0	0	W	23-3
09/22	Rams	S	3	2	1	1.0	9.0	1	9	1	0	0	0	0	0	0	0	0	0	0	0	0	0	0	0	L	13-20
09/29	at Ravens	S	4	4	0	1.0	0.0	1	2	1	0	0	0	0	0	0	0	0	0	0	0	0	0	0	0	W	40-25
10/07	at 49ers	S	3	3	0	0.0	0.0	2	8	1	0	0	0	0	0	0	0	0	0	0	0	0	0	0	0	L	3-31
10/13	Seahawks	S	1	1	0	0.0	0.0	0	1	0	0	0	0	0	0	0	0	0	0	0	0	0	0	0	0	L	28-32
10/27	at Patriots	S	3	3	0	0.0	0.0	0	0	0	0	0	0	0	0	0	0	0	0	0	0	0	0	0	0	L	13-27
11/03	at Broncos	S	3	3	0	1.0	7.0	1	7	1	0	0	0	1	0	0	0	0	0	0	0	0	0	0	0	L	19-24
11/10	Bills	S	2	1	1	0.0	0.0	0	1	0	0	0	0	0	0	0	0	0	0	0	0	0	0	0	0	W	19-16
11/14	Steelers	S	1	1	0	1.0	10.0	1	10	2	0	0	0	0	0	0	0	0	0	0	0	0	0	0	0	W	21-7
11/24	Dolphins	S	DID NOT PLAY																							W	41-24
12/01	at Steelers	S	3	1	2	0.0	0.0	0	0	0	0	0	0	0	0	0	0	0	0	0	0	0	0	0	0	L	13-20
12/08	Bengals	S	9	4	5	0.5	4.0	0	3	0	0	0	0	0	0	0	0	0	0	0	0	0	0	0	0	W	27-19
12/15	at Cardinals	S	4	2	2	0.0	0.0	1	3	0	0	0	0	0	0	0	0	0	0	0	0	0	0	0	0	L	24-38
12/22	Ravens	S	0	0	0	0.0	0.0	0	0	0	0	0	0	0	0	0	0	0	0	0	0	0	0	0	0	L	15-31
12/29	at Bengals	S	6	5	1	0.0	0.0	2	6	0	0	0	0	0	0	0	0	0	0	0	0	0	0	0	0	L	23-33
2019 TOTALS		15-15	50	35	15	5.5	40.0	10	55	13	0	0	0	1	0	0	0	0	0	0	0	0	0	0	0	6-10	

2018 GAME-BY-GAME REGULAR-SEASON STATISTICS (BROWNS)

DATE	OPPONENT	P/S	TACKLES							INTERCEPTIONS				O. FUMB			ST				MISC		W/L	SCORE			
			TK	S	A	SK	YDS	TFL	YDS	QBH	NO	YDS	LG	TD	PD	FF	FR	TD	YDS	TK	S	A			FF	FR	S
09/09	Steelers	S	7	3	4	1.0	10.0	1	10	1	0	0	0	0	0	0	0	0	0	0	0	0	0	0	0	T	21-21
09/16	at Saints	S	3	3	0	2.0	21.0	2	21	2	0	0	0	0	0	0	0	0	0	0	0	0	0	0	0	L	18-21
09/20	Jets	S	8	4	4	0.0	0.0	2	5	0	0	0	0	0	0	0	0	0	0	0	0	0	0	0	0	W	21-17
09/30	at Raiders	S	3	3	0	0.0	0.0	1	0	2	0	0	0	0	0	0	0	0	0	0	0	0	0	0	0	L	42-45+
10/07	Ravens	S	0	0	0	0.0	0.0	0	0	3	0	0	0	0	0	0	0	0	0	0	0	0	0	0	0	W	12-9+
10/14	Chargers	S	4	3	1	0.5	6.0	0	1	0	0	0	0	0	0	0	0	0	0	0	0	0	0	0	0	L	14-38
10/21	at Buccaneers	S	2	1	1	0.5	3.5	0	1	0	0	0	0	0	0	0	0	0	0	0	0	0	0	0	0	L	23-26+
10/28	at Steelers	S	2	2	0	0.0	0.0	0	0	0	0	0	0	0	0	0	0	0	0	0	0	0	0	0	0	L	18-33
11/04	Chiefs	S	2	2	0	0.0	0.0	1	1	1	0	0	0	0	0	0	0	0	0	0	0	0	0	0	0	L	21-37
11/11	Falcons	S	4	2	2	0.5	3.0	0	2	0	0	0	0	0	0	0	0	0	0	0	0	0	0	0	0	W	28-16
11/25	at Bengals	S	3	2	1	0.0	0.0	1	4	0	0	0	0	0	0	0	0	0	0	0	0	0	0	0	0	W	35-20
12/02	at Texans	S	0	0	0	0.0	0.0	0	0	0	0	0	0	0	0	0	0	0	0	0	0	0	0	0	0	L	13-29
12/09	Panthers	S	4	0	4	0.0	0.0	0	0	0	0	0	0	0	0	0	0	0	0	0	0	0	0	0	0	W	26-20
12/15	at Broncos	S	3	3	0	0.0	0.0	0	1	0	0	0	0	0	0	0	0	0	0	0	0	0	0	0	0	W	17-16
12/23	Bengals	S	4	4	0	1.0	8.0	2	12	1	0	0	0	0	0	0	0	0	0	0	0	0	0	0	0	W	26-18
12/30	at Ravens	S	3	1	2	0.0	0.0	0	0	0	0	0	0	0	1	0	0	0	0	0	0	0	0	0	0	L	24-26
2018 TOTALS		16-16	52	33	19	5.5	51.5	10	53	15	0	0	0	0	1	0	0	0	0	0	0	0	0	0	0	7-8-1	

+ - Overtime

2017 GAME-BY-GAME REGULAR-SEASON STATISTICS (BROWNS)

DATE	OPPONENT	P/S	TACKLES							INTERCEPTIONS				O. FUMB			ST				MISC		W/L	SCORE
			TK	S	A	SK	YDS	TFL	YDS	QBH	NO	YDS	LG	TD	PD	FF	FR	TD	YDS	TK	S	A		
09/10	Steel																							

2023 GAME-BY-GAME POSTSEASON STATISTICS (STEELERS)

DATE	OPPONENT	P/S	TACKLES							INTERCEPTIONS					O. FUMB			ST				MISC		SCORE				
			TK	S	A	SK	YDS	TFL	YDS	QBH	NO	YDS	LG	TD	PD	FF	FR	TD	YDS	TK	S	A	FF		FR	S	A	W/L
01/15	at Bills	S	5	2	3	0.0	0.0	1	2	0	0	0	0	0	0	0	0	0	0	0	0	0	0	0	0	0	L	17-31
2023 TOTALS		1-1	5	2	3	0.0	0.0	1	2	0	0	0	0	0	0	0	0	0	0	0	0	0	0	0	0	0-1		



CORDARRELLE RB/KR PATTERSON

HEIGHT: 6-2

WEIGHT: 232

COLLEGE: Tennessee

BORN: March 17, 1991

HOW ACQUIRED: FA '24

BIRTHPLACE: Rock Hill, SC



PRO CAREER

- ✦ Has played in 170 games (63 starts) over his 11-year NFL career (Minnesota 2013-16; Oakland 2017; New England 2018; Chicago 2019-20; Atlanta 2021-23)
- ✦ Four-time Pro Bowler (2013, 2016, 2019, 2020)
- ✦ Four-time Associated Press First Team All-Pro (2013, 2016, 2019, 2020)
- ✦ Two-time Associated Press First Team All-Pro (2015, 2018)
- ✦ Has returned 273 kicks for 7,989 yards (29.3 avg.) and an NFL-record nine TDs on special teams
- ✦ Has tallied 298 receptions for 2,795 yards (9.4 avg.) and 16 TDs in addition to 514 carries for 2,511 yards (4.9 avg.) and 22 rushing TDs
- ✦ His 7,989 kickoff-return yards ranks ninth in NFL history
- ✦ His 29.3 yards per kickoff return ranks third in NFL history (min. 75 career kickoff returns)
- ✦ One of only two players in NFL history with 7,500 kickoff-return yards, 2,500 yards rushing and 2,500 yards receiving (Darren Sproles)
- ✦ Made NFL debut in Week 3 of 2013 (vs. Cleveland)
- ✦ Made NFL starting debut in Week 13 of 2013 (vs. Chicago)

2023 (FALCONS)

- ✦ Played in 14 regular-season games (no starts)
- ✦ Returned seven kicks for 153 yards (21.9 avg.) and caught nine passes for 38 yards (4.2 avg.) and one TD
- ✦ Rushed for 181 yards on 50 carries (3.6 avg.)
- ✦ Rushed for a season-high 56 yards on 10 carries (5.6 avg.) in Week 7 at Tampa Bay

2022 (FALCONS)

- ✦ Played in 13 regular-season games (11 starts)
- ✦ Set single-season career highs in rushing yards (695) and rushing TDs (eight)
- ✦ Registered his ninth kickoff return for a TD, setting an NFL record in Week 11 vs. Chicago
- ✦ Earned NFC Special Teams Player of the Week in Week 11
- ✦ Rushed for a career-high 141 yards and one TD on 17 carries (8.3 avg.) in Week 3 vs. Seattle
- ✦ Rushed for 120 yards and one TD on 22 carries (5.5 avg.) in Week 1 vs. New Orleans
- ✦ Registered two rushing TDs in Week 9 vs. L.A. Chargers

2021 (FALCONS)

- ✦ Played in 16 regular-season games (13 starts)
- ✦ Registered a career-high 1,166 scrimmage yards (548 receiving, 618 rushing), five receiving TDs and six rushing TDs
- ✦ Returned 18 kickoffs for 434 yards (24.1 avg.)
- ✦ First player in franchise history to record at least five rushing TDs and five receiving TDs in a single season
- ✦ Recorded 116 scrimmage yards (82 receiving, 34 rushing) while also catching three TDs, becoming the first Falcon running back to record three TD receptions in franchise history in Week 4 vs. Washington
- ✦ With 14 rushes for 60 yards (4.3 avg.) and a TD in Week 7 vs. Dolphins, became the first player with at least 10 rushing TDs (10), 10 receiving TDs (14) and five kickoffs returned for TDs (eight) since the AFL-NFL merger in 1970
- ✦ Set then career highs for rushing yards (108) and rushing TDs in Week 12 vs. Jacksonville, becoming the first Falcon to rush for at least 100 yards and two TDs in a game since Devonta Freeman in Week 15 of 2016

2020 (BEARS)

- ✦ Played in 16 regular-season games (three starts)
- ✦ Caught 21 passes for 132 yards (6.3 avg.)
- ✦ Rushed for 232 yards on 64 carries (3.6 avg.) and one TD
- ✦ Returned 35 kickoffs for 1,017 yards (29.1 avg.) and one TD
- ✦ Headed to his second straight Pro Bowl and fourth overall after being selected twice as a member of the Minnesota Vikings in 2013 and 2016
- ✦ Led the NFL in kick return yards (1,017)
- ✦ One of five players in the NFL and two players in the NFC to have returned a kickoff for a touchdown
- ✦ Made NFL history in Week 10 vs. Minnesota after opening the second half by recording a franchise-record breaking 104-yard kickoff return, eclipsing Gale Sayers' 103-yard TD against the Steelers in 1967
- ✦ It was his eighth career kickoff return for a TD, which tied the NFL record in the Super Bowl era with Josh Cribbs and Leon Washington
- ✦ Named to the Associated Press All-Pro team as a kick returner
- ✦ Marks his sixth time being named an AP All-Pro – four-time First-Team selection (2013, 2016, 2019, 2020) and twice named Second-Team (2015, 2018)
- ✦ First Bears kick returner to earn consecutive AP honors since Devin Hester did so following the 2006-07 seasons

2019 (BEARS)

- ✦ Played in 16 regular-season games (four starts)
- ✦ Caught 11 passes for 83 yards and rushing 17 times for 103 yards (6.1 avg.), including a 46-yard run in Week 2 at Denver
- ✦ Voted to the Pro Bowl as a special teamer
- ✦ Led the league in kickoff return yards (825) and kick return average (29.5)
- ✦ Returned a kickoff 102 yards for a TD in Week 7 against New Orleans, the first kickoff return for a TD by the Bears since Chris Williams returned a kickoff 101 yards for a TD in Week 10 of 2014 at Green Bay and the first kickoff return for a TD by a Bears player at Soldier Field since Devin Hester in Week 7 of 2011 against the Vikings
- ✦ Awarded NFL Special Teams Player of the Month (November), becoming the first Bear to win award since Devin Hester in 2011

2018 (PATRIOTS)

- ✦ Played in 15 regular-season games (six starts) for the Super Bowl Champions
- ✦ Tallied 247 receiving yards on 21 grabs (11.8 avg.) with three TDs while rushing for then single-season career-best figures in both yards (228) and carries (42) while adding an additional score on the ground
- ✦ Logged the NFL's third-highest kick return average at 28.8 yards per return with 663 yards on 23 attempts with one TD

2017 (RAIDERS)

- ✦ Played in 16 regular-season games (two starts)
- ✦ Totaled 31 receptions for 309 yards (10.0) and 13 rushing attempts for 121 yards (9.3 avg.) and two TDs
- ✦ Returned 19 kickoffs for 538 yards (28.3 avg.)

2016 (VIKINGS)

- ✦ Played in 16 regular-season games (eight starts)
- ✦ Caught a career-high 52 passes for 453 yards (8.7 avg.) and two TDs
- ✦ Selected to his second-career Pro Bowl as a kick returner and was named to the Associated Press All-Pro First Team for the second time and the PFWA All NFL Team for the third time
- ✦ Rushed seven times for 43 yards (6.1 avg.)
- ✦ Returned 25 kickoffs for 792 yards (31.7 avg.) and a TD and one punt for 9 yards

2015 (VIKINGS)

- ✦ Played in 16 regular-season games (one start)
- ✦ Named to the PFWA All-NFL Team for the second time as a kick returner
- ✦ Returned 32 kickoffs for 1,019 yards (31.8 avg.) and two TDs

2014 (VIKINGS)

- ✦ Played in 16 regular-season games (seven starts)
- ✦ Posted 33 receptions for 384 yards (11.6 avg.) and one TD
- ✦ Returned 34 kickoffs for 871 yards (25.6 avg.)
- ✦ Set NFL record for the most rushing yards by a wide receiver in a single game with 102 yards on three carries (34.0 avg.) in Week 1 at St. Louis, including a 67-yard TD, the longest rushing touchdown by a wide receiver in franchise history

2013 (VIKINGS)

- ✦ Played in 16 regular-season games (six starts)
- ✦ Finished with 45 receptions for 469 yards (10.4 avg.) and four TDs and 12 rushing attempts for 158 yards (13.2 avg.) and three TDs
- ✦ Selected to his first career Pro Bowl as a kick returner and was named Associated Press All-Pro First Team
- ✦ Named to the PFWA All-NFL Team and All-Rookie Team
- ✦ Earned NFC Special Teams Player of the Month for September in his first month as a pro after returning 12 kickoffs for 406 yards (33.8 avg.) and a TD
- ✦ Named NFC Offensive Rookie of the Month for December for posting 16 receptions for 219 yards (13.7 avg.) and three TDs and totaling 10 rushing attempts for 156 yards (15.6 avg.) and three TDs
- ✦ Returned 43 kickoffs for a team record 1,393 yards (32.4 avg.) and two TDs

TRANSACTIONS

- ✦ Signed a two-year contract with Pittsburgh on Apr. 1, 2024
- ✦ Signed a two-year contract with Atlanta on March 19, 2022
- ✦ Signed a one-year contract with the Falcons on Apr. 15, 2021
- ✦ Signed a two-year contract with Chicago on March 13, 2019
- ✦ Traded from Oakland to New England, along with a sixth-round selection in the 2018 draft (#210 Braxton Berrios), in exchange for a fifth-round selection in the 2018 draft (#159 - traded)
- ✦ Signed a two-year contract with Oakland on March 13, 2017
- ✦ Signed a four-year contract with Minnesota on July 25, 2013
- ✦ Drafted by the Vikings in the first round (29th overall) of the 2013 NFL Draft

PERSONAL

- ✦ Attended Northwestern H.S. (Rock Hill, S.C.), and helped lead his team to the Class 4A Division II state title game as a senior in 2008
- ✦ Majored in communications at Tennessee

COLLEGE

- ✦ Played one season (2012) at the University of Tennessee in Knoxville after transferring from Hutchinson (Kan.) Community College
- ✦ Earned First-Team All-SEC honors as an all-purpose player after setting a school-record 1,858 all-purpose yards in 12 games (12 starts) for the Volunteers
- ✦ Became the first player to score a touchdown in four different ways in a season since 2008 (receiving, rushing, punt return, kickoff return)

CORDARRELLE PATTERSON'S NFL REGULAR SEASON RUSHING/RECEIVING STATISTICS

DATE	TEAM	GP	GS	RECEIVING					RUSHING				
				NO.	YDS.	AVG.	LG	TD	NO.	YDS.	AVG.	LG	TD
2013	Vikings	16	6	45	469	10.4	79t	4	12	158	13.2	50t	3
2014	Vikings	16	7	33	384	11.6	28	1	10	117	11.7	67t	1
2015	Vikings	16	1	2	10	5.0	9	0	2	15	7.5	9	0
2016	Vikings	16	8	52	453	8.7	39	2	7	43	6.1	22	0
2017	Raiders	16	2	31	309	10.0	59	0	13	121	9.3	47t	2
2018	Patriots	15	5	21	247	11.8	55t	3	42	228	5.4	27	1
2019	Bears	16	4	11	83	7.5	33	0	17	103	6.1	46	0
2020	Bears	16	3	21	132	6.3	25	0	64	232	3.6	13	1
2021	Falcons	16	13	52	548	10.5	64	5	153	618	4.0	39	6
2022	Falcons	13	11	21	122	5.8	16	0	144	695	4.8	40	8
2023	Falcons	14	0	9	38	4.2	11	1	50	181	3.6	18	0
NFL TOTALS		170	60	298	2,795	9.4	79T	16	514	2,511	4.9	67T	22

CORDARRELLE PATTERSON'S NFL POSTSEASON RUSHING/RECEIVING STATISTICS

DATE	TEAM	GP	GS	RECEIVING					RUSHING				
				NO.	YDS.	AVG.	LG	TD	NO.	YDS.	AVG.	LG	TD
2015	Vikings	1	0	0	0	0.0	0	0	0	0	0.0	0	0
2018	Patriots	3	0	4	32	8.0	15	0	3	10	3.3	6	0
2020	Bears	1	0	0	0	0.0	0	0	1	2	2.0	2	0
NFL TOTALS		5	0	4	32	8.0	15	0	4	12	3.0	6	0

CORDARRELLE PATTERSON'S NFL REGULAR SEASON RETURN STATISTICS

DATE	TEAM	RET.	KICKOFF RETURNS					PUNT RETURNS				
			YDS.	AVG.	LG	TD	NO.	FC	YDS.	AVG.	LG	TD
2013	Vikings	43	1,393	32.4	109t	2	0	1	0	0.0	0	0
2014	Vikings	34	871	25.6	51	0	0	0	0	0.0	0	0
2015	Vikings	32	1,019	31.8	101t	2	0	0	0	0.0	0	0
2016	Vikings	25	792	31.7	104t	1	1	1	9	9.0	9	0
2017	Raiders	19	538	28.3	49	0	0	0	0	0.0	0	0
2018	Patriots	23	663	28.8	95t	1	0	0	0	0.0	0	0
2019	Bears	28	825	29.5	102t	1	0	0	0	0.0	0	0
2020	Bears	35	1,017	29.1	104t	1	0	0	0	0.0	0	0
2021	Falcons	18	434	24.1	32	0	0	0	0	0.0	0	0
2022	Falcons	9	284	31.6	103t	1	0	0	0	0.0	0	0
2023	Falcons	7	153	21.9	29	0	0	0	0	0.0	0	0
NFL TOTALS		273	7,989	29.3	109T	9	1	2	9	9.0	9	0

CORDARRELLE PATTERSON'S NFL POSTSEASON RETURN STATISTICS

DATE	TEAM	RET.	KICKOFF RETURNS					PUNT RETURNS				
			YDS.	AVG.	LG	TD	NO.	FC	YDS.	AVG.	LG	TD
2015	Vikings	3	65	21.7	34	0	0	0	0	0.0	0	0
2018	Patriots	5	141	28.2	38	0	0	0	0	0.0	0	0
2020	Bears	2	68	34.0	42	0	0	0	0	0.0	0	0
NFL TOTALS		10	274	27.4	42	0	0	0	0	0.0	0	0

SINGLE-GAME HIGHS: RUSHING/RECEIVING

Rush Attempts	22 vs. New Orleans Saints, Sep 11, 2022 17 at Seattle Seahawks, Sep 25, 2022	Kickoff Returns	5 vs. Seattle Seahawks, Dec 06, 2015 5 vs. Green Bay Packers, Oct 27, 2013 ...1 more at 5.
Rushing Yards	141 at Seattle Seahawks, Sep 25, 2022 120 vs. New Orleans Saints, Sep 11, 2022	Kickoff Return Yards	228 vs. Green Bay Packers, Oct 27, 2013 198 vs. Seattle Seahawks, Dec 06, 2015
Rushing Average	8.3 at Seattle Seahawks, Sep 25, 2022 7.7 vs. Philadelphia Eagles, Sep 12, 2021	Longest Kickoff Return	109t vs. Green Bay Packers, Oct 27, 2013 105t at Chicago Bears, Sep 15, 2013
Longest Runs	67t at St. Louis Rams, Sep 07, 2014 50t vs. Detroit Lions, Dec 29, 2013	Kickoff Return TDs	1 vs. Chicago Bears, Nov 20, 2022 1 vs. Minnesota Vikings, Nov 16, 2020 ...7 more at 1.
Rushing TDs	2 vs. Los Angeles Chargers, Nov 06, 2022 2 at Jacksonville Jaguars, Nov 28, 2021	Fair Catches	1 vs. Dallas Cowboys, Dec 01, 2016 1 vs. Philadelphia Eagles, Dec 15, 2013
Receptions	8 at Green Bay Packers, Nov 24, 2013 7 vs. New York Jets, Oct 10, 2021 ...1 more at 7.	Punt Return Yards	9 at Tennessee Titans, Sep 11, 2016
Receiving Yards	141 at Baltimore Ravens, Dec 08, 2013 126 at New Orleans Saints, Nov 07, 2021	Punt Returns	1 vs. Dallas Cowboys, Dec 01, 2016
Receiving Average	28.2 at Baltimore Ravens, Dec 08, 2013 24.3 vs. New York Giants, Dec 03, 2017	Kickoff Return Average	49.7 at Chicago Bears, Sep 15, 2013 49.0 vs. Chicago Bears, Nov 20, 2022
Longest Receptions	79t at Baltimore Ravens, Dec 08, 2013 64 at New Orleans Saints, Nov 07, 2021	Special Teams Tackles	1 vs. Philadelphia Eagles, Sep 12, 2021 1 vs. Tampa Bay Buccaneers, Oct 08, 2020 ...19 more at 1.
Receiving TDs	3 vs. Washington Football Team, Oct 03, 2021 1 at Carolina Panthers, Dec 17, 2023 ...12 more at 1.	Most TDs	3 vs. Washington Football Team, Oct 03, 2021 2 vs. Los Angeles Chargers, Nov 06, 2022 ...3 more at 2.
All-Purpose Yards	258 at Baltimore Ravens, Dec 08, 2013 254 vs. Green Bay Packers, Oct 27, 2013	Miscellaneous Tackles	1 at Carolina Panthers, Nov 10, 2022 1 vs. Miami Dolphins, Sep 30, 2018 ...1 more at 1.

SINGLE-GAME HIGHS - POSTSEASON: RUSHING/RECEIVING

Rush Attempts	2 at Los Angeles Rams, Feb 03, 2019 1 at New Orleans Saints, Jan 10, 2021 1 vs. Los Angeles Chargers, Jan 13, 2019	All-Purpose Yards	98 at Kansas City Chiefs, Jan 20, 2019 70 at New Orleans Saints, Jan 10, 2021 65 vs. Seattle Seahawks, Jan 10, 2016 59 at Los Angeles Rams, Feb 03, 2019 26 vs. Los Angeles Chargers, Jan 13, 2019
Rushing Yards	7 at Los Angeles Rams, Feb 03, 2019 3 vs. Los Angeles Chargers, Jan 13, 2019 2 at New Orleans Saints, Jan 10, 2021 6 at Los Angeles Rams, Feb 03, 2019	Kickoff Returns	3 at Kansas City Chiefs, Jan 20, 2019 3 vs. Seattle Seahawks, Jan 10, 2016 2 at New Orleans Saints, Jan 10, 2021 1 at Los Angeles Rams, Feb 03, 2019 1 vs. Los Angeles Chargers, Jan 13, 2019
Longest Runs	3 vs. Los Angeles Chargers, Jan 13, 2019 2 at New Orleans Saints, Jan 10, 2021 1 at Los Angeles Rams, Feb 03, 2019	Kickoff Return Yards	80 at Kansas City Chiefs, Jan 20, 2019 68 at New Orleans Saints, Jan 10, 2021 65 vs. Seattle Seahawks, Jan 10, 2016 38 at Los Angeles Rams, Feb 03, 2019 23 vs. Los Angeles Chargers, Jan 13, 2019
Receptions	2 at Los Angeles Rams, Feb 03, 2019 2 at Kansas City Chiefs, Jan 20, 2019	Longest Kickoff Return	42 at New Orleans Saints, Jan 10, 2021 38 at Los Angeles Rams, Feb 03, 2019 38 at Kansas City Chiefs, Jan 20, 2019 34 vs. Seattle Seahawks, Jan 10, 2016 26 at New Orleans Saints, Jan 10, 2021
Receiving Yards	18 at Kansas City Chiefs, Jan 20, 2019 14 at Los Angeles Rams, Feb 03, 2019	Kickoff Return Average	26.7 at Kansas City Chiefs, Jan 20, 2019 21.7 vs. Seattle Seahawks, Jan 10, 2016
Longest Receptions	15 at Kansas City Chiefs, Jan 20, 2019 9 at Los Angeles Rams, Feb 03, 2019 5 at Los Angeles Rams, Feb 03, 2019 3 at Kansas City Chiefs, Jan 20, 2019		

100-YARD RECEIVING GAMES (2): REGULAR SEASON

DATE	TEAM	NO.	YDS.	AVG.	LG	TD
12/08/13	at Ravens	5	141	28.2	79t	1
11/07/21	at Saints	6	126	21.0	64	0

100-YARD RUSHING GAMES (4): REGULAR SEASON

DATE	TEAM	ATT.	YDS.	AVG.	LG	TD
09/07/14	at Rams	3	102	34.0	67t	1
11/28/21	at Jaguars	16	108	6.8	27	2
09/11/22	SAINTS	22	120	5.5	15	1
09/25/22	at Seahawks	17	141	8.3	40	1

2023 GAME-BY-GAME REGULAR-SEASON STATISTICS (FALCONS)

DATE	OPPONENT	P/S	RECEIVING					RUSHING					W/L	SCORE
			NO.	YDS.	AVG.	LG	TD	NO.	YDS.	AVG.	LG	TD		
09/10	Panthers												W	24-10
09/17	Packers												W	25-24
09/24	at Lions												L	6-20
10/01	at Jaguars	P	0	0	0.0	0	0	0	0.0	0	0	0	L	7-23
10/08	Texans	P	1	7	7.0	7	0	0	0.0	0	0	0	W	21-19
10/15	Commanders	P	1	6	6.0	6	0	1	0	0.0	0	0	L	16-24
10/22	at Buccaneers	P	0	0	0.0	0	0	10	56	5.6	18	0	W	16-13
10/29	at Titans	P	0	0	0.0	0	0	2	7	3.5	4	0	L	23-28
11/05	Vikings	P	1	3	3.0	3	0	1	0	0.0	0	0	L	28-31
11/12	at Cardinals	P	2	7	3.5	5	0	3	13	4.3	6	0	L	23-25
11/26	Saints	P	0	0	0.0	0	0	8	43	5.4	12	0	W	24-15
12/03	at Jets	P	1	6	6.0	6	0	5	11	2.2	7	0	W	13-8
12/10	Buccaneers	P	0	0	0.0	0	0	3	7	2.3	6	0	L	25-29
12/17	at Panthers	P	1	2	2.0	2t	1	5	-2	-0.4	3	0	L	7-9
12/24	Colts	P	2	7	3.5	11	0	7	26	3.7	11	0	W	29-10
12/31	at Bears	P	0	0	0.0	0	0	0	0	0.0	0	0	L	17-37
01/07	at Saints	P	0	0	0.0	0	0	5	20	4.0	7	0	L	17-48
2023 TOTALS		14-0	9	38	4.2	11	1	50	181	3.6	18	0	7-10	

2022 GAME-BY-GAME REGULAR-SEASON STATISTICS (FALCONS)

DATE	OPPONENT	P/S	RECEIVING					RUSHING					W/L	SCORE
			NO.	YDS.	AVG.	LG	TD	NO.	YDS.	AVG.	LG	TD		
09/11	Saints	P	3	16	5.3	10	0	22	120	5.5	15	1	L	26-27
09/18	at Rams	S	0	0	0.0	0	0	10	41	4.1	11	0	L	27-31
09/25	at Seahawks	S	1	12	12.0	12	0	17	141	8.3	40	1	W	27-23
10/02	Browns	S	0	0	0.0	0	0	9	38	4.2	13t	1	W	23-20
10/09	at Buccaneers												L	15-21
10/16	49ers												W	28-14
10/23	at Bengals												L	17-35
10/30	Panthers												W	37-34+
11/06	Chargers	S	1	9	9.0	9	0	13	44	3.4	7	2	L	17-20
11/10	at Panthers	S	1	2	2.0	2	0	5	18	3.6	9	0	L	15-25
11/20	Bears	S	2	7	3.5	9	0	10	52	5.2	17	0	W	27-24
11/27	at Commanders	S	3	19	6.3	15	0	11	52	4.7	21	0	L	13-19
12/04	Steelers	S	0	0	0.0	0	0	11	60	5.5	22	0	L	16-19
12/18	at Saints	S	1	0	0.0	0	0	14	52	3.7	11	1	L	18-21
12/24	at Ravens	S	1	14	14.0	14	0	8	17	2.1	7	0	L	9-17
01/01	Cardinals	S	6	42	7.0	16	0	9	42	4.7	22	1	W	20-19
01/08	Buccaneers	P	2	1	0.5	4	0	5	18	3.6	8	1	W	30-17
2022 TOTALS		13-11	21	122	5.8	16	0	144	695	4.8	40	8	7-10	

+ - Overtime

2021 GAME-BY-GAME REGULAR-SEASON STATISTICS (FALCONS)

DATE	OPPONENT	P/S	RECEIVING					RUSHING					W/L	SCORE
			NO.	YDS.	AVG.	LG	TD	NO.	YDS.	AVG.	LG	TD		
09/12	Eagles	S	2	13	6.5	12	0	7	54	7.7	14	0	L	6-32
09/19	at Buccaneers	P	5	58	11.6	23	1	7	11	1.6	10t	1	L	25-48
09/26	at Giants	P	6	82	13.7	28	0	7	20	2.9	11	0	W	17-14
10/03	Football Team	S	5	82	16.4	42t	3	6	34	5.7	13	0	L	30-34
10/10	Jets	P	7	60	8.6	16	0	14	54	3.9	12	0	W	27-20
10/24	at Dolphins	S	2	1	0.5	4	0	14	60	4.3	13	1	W	30-28
10/31	Panthers	S	5	37	7.4	18	1	9	35	3.9	14	0	L	13-19
11/07	at Saints	S	6	126	21.0	64	0	9	10	1.1	4	0	W	27-25
11/14	at Cowboys	S	1	14	14.0	14	0	4	25	6.3	14	0	L	3-43
11/18	Patriots												L	0-25
11/28	at Jaguars	S	2	27	13.5	20	0	16	108	6.8	27	2	W	21-14
12/05	Buccaneers	S	3	18	6.0	6	0	13	78	6.0	39	0	L	17-30
12/12	at Panthers	S	2	1	0.5	3	0	16	58	3.6	11	1	W	29-21
12/19	at 49ers	S	2	5	2.5	5	0	11	18	1.6	4	0	L	13-31
12/26	Lions	S	1	-1	-1.0	-1	0	7	14	2.0	6t	1	W	20-16
01/02	at Bills	S	2	24	12.0	15	0	9	28	3.1	13	0	L	15-29
01/09	Saints	S	1	1	1.0	1	0	4	11	2.8	4	0	L	20-30
2021 TOTALS		16-13	52	548	10.5	64	5	153	618	4.0	39	6	7-10	

2020 GAME-BY-GAME REGULAR-SEASON STATISTICS (BEARS)

DATE	OPPONENT	P/S	RECEIVING					RUSHING					W/L	SCORE
			NO.	YDS.	AVG.	LG	TD	NO.	YDS.	AVG.	LG	TD		
09/13	at Lions	P	1	12	12.0	12	0	4	19	4.8	13	0	W	27-23
09/20	Giants	P	2	8	4.0	9	0	7	25	3.6	10	0	W	17-13
09/27	at Falcons	P	0	0	0.0	0	0	4	13	3.3	6	0	W	30-26
10/04	Colts	P	1	0	0.0	0	0	3	5	1.7	4	0	L	11-19
10/08	Buccaneers	S	3	38	12.7	25	0	3	7	2.3	3	0	W	20-19
10/18	at Panthers	P	1	8	8.0	8	0	1	1	1.0	1	0	W	23-16
10/26	at Rams	P	3	11	3.7	7	0	3	1	0.3	2	0	L	10-24
11/01	Saints	P	2	1	0.5	5	0	1	4	4.0	4	0	L	23-26+
11/08	at Titans	S	4	27	6.8	9	0	3	13	4.3	6	0	L	17-24
11/16	Vikings	S	2	19	9.5	10	0	12	30	2.5	6	0	L	13-19
11/29	at Packers	P	0	0	0.0	0	0	2	8	4.0	6	0	L	25-41
12/06	Lions	P	1	4	4.0	4	0	10	59	5.9	13	1	L	30-34
12/13	Texans	P	0	0	0.0	0	0	6	26	4.3	12	0	W	36-7
12/20	at Vikings	P	1	4	4.0	4	0	1	3	3.0	3	0	W	33-27
12/27	at Jaguars	P	0	0	0.0	0	0	0	0	0.0	0	0	W	41-17
01/03	Packers	P	0	0	0.0	0	0	4	18	4.5	7	0	L	16-35
2020 TOTALS		16-3	21	132	6.3	25	0	64	232	3.6	13	1	8-8	

+ - Overtime

2019 GAME-BY-GAME REGULAR-SEASON STATISTICS (BEARS)

DATE	OPPONENT	P/S	RECEIVING					RUSHING					W/L	SCORE
			NO.	YDS.	AVG.	LG	TD	NO.	YDS.	AVG.	LG	TD		
09/05	Packers	P	1	3	3.0	3	0	1	-2	-2.0	-2	0	L	3-10
09/15	at Broncos	S	0	0	0.0	0	0	2	50	25.0	46	0	W	16-14
09/23	at Redskins	S	1	6	6.0	6	0	4	14	3.5	7	0	W	31-15
09/29	Vikings	S	1	3	3.0	3	0	2	4	2.0	3	0	W	16-6
10/06	at Raiders	P	0	0	0.0	0	0	1	5	5.0	5	0	L	21-24
10/20	Saints	P	2	21	10.5	11	0	1	2	2.0	2	0	L	25-36
10/27	Chargers	P	2	1	0.5	1	0	1	5	5.0	5	0	L	16-17
11/03	at Eagles	P	1	5	5.0	5	0	0	0	0.0	0	0	L	14-22
11/10	Lions	P	0	0	0.0	0	0	0	0	0.0	0	0	W	20-13
11/17	at Rams	P	0	0	0.0	0	0	0	0	0.0	0	0	L	7-17
11/24	Giants	P	0	0	0.0	0	0	0	0	0.0	0	0	W	19-14
11/28	at Lions	P	0	0	0.0	0	0	0	0	0.0	0	0	W	24-20
12/05	Cowboys	P	1	33	33.0	33	0	1	-5	-5.0	-5	0	W	31-24
12/15	at Packers	S	1	6	6.0	6	0	1	0	0.0	0	0	L	13-21
12/22	Chiefs	P	1	5	5.0	5	0	1	16	16.0	16	0	L	3-26
12/29	at Vikings	P	0	0	0.0	0	0	2	14	7.0	11	0	W	21-19
2019 TOTALS		16-4	11	83	7.5	33	0	17	103	6.1	46	0	8-8	

2018 GAME-BY-GAME REGULAR-SEASON STATISTICS (PATRIOTS)

DATE	OPPONENT	P/S	RECEIVING					RUSHING					W/L	SCORE
			NO.	YDS.	AVG.	LG	TD	NO.	YDS.	AVG.	LG	TD		
09/09	Texans	S	1	6	6.0	6	0	3	13	4.3	10	0	W	27-20
09/16	at Jaguars	P	3	18	6.0	18	0	1	5	5.0	5	0	L	20-31
09/23	at Lions	P	1	12	12.0	12	0	0	0	0.0	0	0	L	10-26
09/30	Dolphins	P	3	54	18.0	55t	1	1	11	11.0	11	0	W	38-7
10/04	Colts	P	2	11	5.5	10	1	0	0	0.0	0	0	W	38-24
10/14	Chiefs	P	1	13	13.0	13	0	1	3	3.0	3	0	W	43-40
10/21	at Bears	S	0	0	0.0	0	0	1	4	4.0	4	0	W	38-31
10/29	at Packers	S	0	0	0.0	0	0	10	38	3.8	22	0	W	25-6
11/04	Packers	P	1	7	7.0	7	0	11	61	5.5	17	1	W	31-17
11/11	at Titans	S	0	0	0.0	0	0	4	11	2.8	9	0	L	10-34
11/25	at Jets	P	1	-1	-1.0	-1	0	5	10	2.0	4	0	W	27-13
12/02	Vikings	P	2	53	26.5	29	0	1	6	6.0	6	0	W	24-10
12/09	at Dolphins	S	2	51	25.5	37t	1	0	0	0.0	0	0	L	33-34
12/16	at Steelers	P	3	20	6.7	8	0	0	0	0.0	0	0	L	10-17
12/23	Bills	P	1	3	3.0	3	0	4	66	16.5	27	0	W	24-12
12/30	Jets												W	38-3
ON INACTIVE LIST														
2018 TOTALS		15-5	21	247	11.8	55T	3	42	228	5.4	27	1	11-5	

2017 GAME-BY-GAME REGULAR-SEASON STATISTICS (RAIDERS)

DATE	OPPONENT	P/S	RECEIVING					RUSHING					W/L	SCORE
			NO.	YDS.	AVG.	LG	TD	NO.	YDS.	AVG.	LG	TD		
09/10	at Titans	P	1	2	2.0	2	0	1	5	5.0	5	0	W	26-16
09/17	Jets	P	1	6	6.0	6	0	3	57	19.0	43t	1	W	45-20
09/24	at Redskins	P	1	7	7.0	7	0	2	5	2.5	8	0	L	10-27
10/01	at Broncos	P	6	33	5.5	11	0	1	2	2.0	2	0	L	10-16
10/08	Ravens	P	0	0	0.0	0	0	0	0	0.0	0	0	L	17-30
10/15	Chargers	P	1	5	5.0	4	0	3	55	18.3	47t	1	L	16-17
10/19	Chiefs	P	1	9	9.0	9	0	0	0	0.0	0	0	W	31-30
10/29	at Bills	S	3	7	2.3	3	0	0	0	0.0	0	0	L	14-34
11/05	at Dolphins	P	0	0	0.0	0	0	0	0	0.0	0	0	W	27-24
11/19	Patriots	P	4	45	11.3	22	0	0	0	0.0	0	0	L	8-33
11/26	Broncos	P	3	72	24.0	54	0	0	0	0.0	0	0	W	21-14
12/03	Giants	S	4	97	24.3	59	0	2	1	0.5	1	0	W	24-17
12/10	at Chiefs	P	3	8	2.7	7	0	0	0	0.0	0	0	L	15-26
12/17	Cowboys	P	1	7	7.0	7	0	1	-4	-4.0	-4	0	L	17-20
12/25	at Eagles	P	1	7	7.0	7	0	0	0	0.0	0	0	L	10-19
12/31	at Chargers	P	1	4	4.0	4	0	0	0	0.0	0	0	L	10-30
2017 TOTALS		16-2	31	309	10.0	59	0	13	121	9.3	47T	2	6-10	

2016 GAME-BY-GAME REGULAR-SEASON STATISTICS (VIKINGS)

DATE	OPPONENT	P/S	RECEIVING					RUSHING					W/L	SCORE
			NO.	YDS.	AVG.	LG	TD	NO.	YDS.	AVG.	LG	TD		
09/11	at Titans	P	1	6	6.0	6	0	1	8	8.0	8	0	W	25-16
09/18	Packers	P	0	0	0.0	0	0	1	-2	-2.0	-2	0	W	17-14
09/25	at Panthers	S	1	8	8.0	8	0	0	0	0.0	0	0	W	22-10
10/03	Giants	P	5	38	7.6	21	0	1	2	2.0	2	0	W	24-10
10/09	Texans	S	4	39	9.8	15	1	1	7	7.0	7	0	W	31-13
10/23	at Eagles	S	7	67	9.6	15	1	0	0	0.0	0	0	L	10-21
10/31	at Bears	P	3	36	12.0	21	0	0	0	0.0	0	0	L	10-20
11/06	Lions	S	6	45	7.5	13	0	0	0	0.0	0	0	L	16-22+
11/13	at Redskins	P	3	17	5.7	9	0	0	0	0.0	0	0	L	20-26
11/20	Cardinals	S	4	53	13.3	30	0	0	0	0.0	0	0	W	30-24
11/24	at Lions	S	5	15	3.0	10	0	1	22	22.0	22	0	L	13-16
12/01	Cowboys	P	2	10	5.0	5	0	2	6	3.0	6	0	L	15-17
12/11	at Jaguars	S	3	18	6.0	11	0	0	0	0.0	0	0	W	25-16
12/18	Colts	P	5	49	9.8	19	0	0	0	0.0	0	0	L	6-34
12/24	at Packers	S	2	13	6.5	10	0	0	0	0.0	0	0	L	25-38
01/01	Bears	P	1	39	39.0	39	0	0	0	0.0	0	0	W	38-10
2016 TOTALS	16-8		52	453	8.7	39	2	7	43	6.1	22	0	8-8	

+ - Overtime

2015 GAME-BY-GAME REGULAR-SEASON STATISTICS (VIKINGS)

DATE	OPPONENT	P/S	RECEIVING					RUSHING					W/L	SCORE
			NO.	YDS.	AVG.	LG	TD	NO.	YDS.	AVG.	LG	TD		
09/14	at 49ers	P	1	1	1.0	1	0	0	0	0.0	0	0	L	3-20
09/20	Lions	P	0	0	0.0	0	0	0	0	0.0	0	0	W	26-16
09/27	Chargers	P	0	0	0.0	0	0	1	9	9.0	9	0	W	31-14
10/04	at Broncos	S	1	9	9.0	9	0	0	0	0.0	0	0	L	20-23
10/18	Chiefs	P	0	0	0.0	0	0	0	0	0.0	0	0	W	16-10
10/25	at Lions	P	0	0	0.0	0	0	0	0	0.0	0	0	W	28-19
11/01	at Bears	P	0	0	0.0	0	0	0	0	0.0	0	0	W	23-20
11/08	Rams	P	0	0	0.0	0	0	0	0	0.0	0	0	W	21-18+
11/15	at Raiders	P	0	0	0.0	0	0	1	6	6.0	6	0	W	30-14
11/22	Packers	P	0	0	0.0	0	0	0	0	0.0	0	0	L	13-30
11/29	at Falcons	P	0	0	0.0	0	0	0	0	0.0	0	0	W	20-10
12/06	Seahawks	P	0	0	0.0	0	0	0	0	0.0	0	0	L	7-38
12/10	at Cardinals	P	0	0	0.0	0	0	0	0	0.0	0	0	L	20-23
12/20	Bears	P	0	0	0.0	0	0	0	0	0.0	0	0	W	38-17
12/27	Giants	P	0	0	0.0	0	0	0	0	0.0	0	0	W	49-17
01/03	at Packers	P	0	0	0.0	0	0	0	0	0.0	0	0	W	20-13
2015 TOTALS	16-1		2	10	5.0	9	0	2	15	7.5	9	0	11-5	

+ - Overtime

2014 GAME-BY-GAME REGULAR-SEASON STATISTICS (VIKINGS)

DATE	OPPONENT	P/S	RECEIVING					RUSHING					W/L	SCORE
			NO.	YDS.	AVG.	LG	TD	NO.	YDS.	AVG.	LG	TD		
09/07	at Rams	S	3	26	8.7	13	0	3	102	34.0	67t	1	W	34-6
09/14	Patriots	S	4	56	14.0	26	0	0	0	0.0	0	0	L	7-30
09/21	at Saints	P	4	61	15.3	28	0	1	-7	-7.0	-7	0	L	9-20
09/28	Falcons	S	2	38	19.0	22	0	0	0	0.0	0	0	W	41-28
10/02	at Packers	S	2	8	4.0	6	0	0	0	0.0	0	0	L	10-42
10/12	Lions	S	2	15	7.5	9	0	1	2	2.0	2	0	L	3-17
10/19	at Bills	P	2	9	4.5	5	1	1	3	3.0	3	0	L	16-17
10/26	at Buccaneers	S	6	86	14.3	28	0	1	10	10.0	10	0	W	19-13+
11/02	Redskins	S	1	9	9.0	9	0	0	0	0.0	0	0	W	29-26
11/16	at Bears	P	2	24	12.0	17	0	1	3	3.0	3	0	L	13-21
11/23	Packers	P	2	18	9.0	10	0	0	0	0.0	0	0	L	21-24
11/30	Panthers	P	0	0	0.0	0	0	0	0	0.0	0	0	W	31-13
12/07	Jets	P	0	0	0.0	0	0	1	6	6.0	6	0	W	30-24+
12/14	at Lions	P	2	16	8.0	9	0	0	0	0.0	0	0	L	14-16
12/21	at Dolphins	P	1	18	18.0	18	0	1	-2	-2.0	-2	0	L	35-37
12/28	Bears	P	0	0	0.0	0	0	0	0	0.0	0	0	W	13-9
2014 TOTALS	16-7		33	384	11.6	28	1	10	117	11.7	67T	1	7-9	

+ - Overtime

2013 GAME-BY-GAME REGULAR-SEASON STATISTICS (VIKINGS)

DATE	OPPONENT	P/S	RECEIVING					RUSHING					W/L/T	SCORE
			NO.	YDS.	AVG.	LG	TD	NO.	YDS.	AVG.	LG	TD		
09/08	at Lions	P	1	10	10.0	10	0	0	0	0.0	0	0	L	24-34
09/15	at Bears	P	2	14	7.0	14	0	0	0	0.0	0	0	L	30-31
09/22	Browns	P	2	49	24.5	37	0	1	0	0.0	0	0	L	27-31
09/29	Steelers	P	1	9	9.0	9	0	0	0	0.0	0	0	W	34-27
10/13	Panthers	P	2	3	1.5	5	0	0	0	0.0	0	0	L	10-35
10/21	at Giants	P	3	22	7.3	15	0	1	2	2.0	2	0	L	7-23
10/27	Packers	P	2	26	13.0	17	0	0	0	0.0	0	0	L	31-44
11/03	at Cowboys	P	3	13	4.3	5	0	0	0	0.0	0	0	L	23-27
11/07	Redskins	P	2	22	11.0	20	1	0	0	0.0	0	0	W	34-27
11/17	at Seahawks	S	3	28	9.3	15	0	0	0	0.0	0	0	L	20-41
11/24	at Packers	P	8	54	6.8	21	0	0	0	0.0	0	0	T	26-26+
12/01	Bears	S	1	4	4.0	4	0	2	27	13.5	33t	1	W	23-20+
12/08	at Ravens	S	5	141	28.2	79t	1	1	6	6.0	6	0	L	26-29
12/15	Eagles	S	5	35	7.0	11	1	2	15	7.5	12	0	W	48-30
12/22	at Bengals	S	3	8	2.7	11	0	3	54	18.0	35t	1	L	14-42
12/29	Lions	S	2	31	15.5	23	1	2	54	27.0	50t	1	W	14-13
2013 TOTALS		16-6	45	469	10.4	79T	4	12	158	13.2	50T	3	5-10-1	

+ - Overtime

2020 GAME-BY-GAME POSTSEASON STATISTICS (BEARS)

DATE	OPPONENT	P/S	RECEIVING					RUSHING					W/L	SCORE
			NO.	YDS.	AVG.	LG	TD	NO.	YDS.	AVG.	LG	TD		
01/10	at Saints	P	0	0	0.0	0	0	1	2	2.0	2	0	L	9-21
2020 TOTALS		1-0	0	0	0.0	0	0	1	2	2.0	2	0	0-1	


2018 GAME-BY-GAME POSTSEASON STATISTICS (PATRIOTS)

DATE	OPPONENT	P/S	RECEIVING					RUSHING					W/L	SCORE
			NO.	YDS.	AVG.	LG	TD	NO.	YDS.	AVG.	LG	TD		
01/13	Chargers	P	0	0	0.0	0	0	1	3	3.0	3	0	W	41-28
01/20	at Chiefs	P	2	18	9.0	15	0	0	0	0.0	0	0	W	37-31+
02/03	at Rams	P	2	14	7.0	9	0	2	7	3.5	6	0	W	13-3
2018 TOTALS		3-0	4	32	8.0	15	0	3	10	3.3	6	0	3-0	

+ - Overtime

2015 GAME-BY-GAME POSTSEASON STATISTICS (VIKINGS)

DATE	OPPONENT	P/S	RECEIVING					RUSHING					W/L	SCORE
			NO.	YDS.	AVG.	LG	TD	NO.	YDS.	AVG.	LG	TD		
01/10	Seahawks	P	0	0	0.0	0	0	0	0	0.0	0	0	L	9-10
2015 TOTALS		1-0	0	0	0.0	0	0	0	0	0.0	0	0	0-1	



DAVID^{LB} PERALES

HEIGHT: 6-3
WEIGHT: 255
COLLEGE: Fresno State
BORN: April 9, 1999

HOW ACQUIRED: UDFA '23
NFL EXPERIENCE: 1st year
BIRTHPLACE: Merced, CA

33



PRO CAREER

- ✦ Has yet to make NFL debut

TRANSACTIONS

- ✦ Signed a Reserve/Future contract with Pittsburgh on Jan. 23, 2024
- ✦ Signed to the Steelers practice squad on Jan. 9, 2024
- ✦ Released from the Pittsburgh practice squad on Dec. 26, 2023
- ✦ Signed to the Steelers practice squad on Dec. 11, 2023
- ✦ Released from the Pittsburgh practice squad on Oct. 31, 2023
- ✦ Signed to the Steelers practice squad on Aug. 30, 2023
- ✦ Waived by Pittsburgh on Aug. 29, 2023
- ✦ Signed with the Steelers as an undrafted rookie agent on May 1, 2023

PERSONAL

- ✦ Attended Merced High School
- ✦ Recorded 156 tackles in his two-year varsity career, averaging 6.5 tackles/game
- ✦ Registered 6.0 sacks as a senior
- ✦ Helped Merced High School to two conference titles
- ✦ Part of a community service group, Bears Give Back
- ✦ Born in San Jose, Calif.
- ✦ Son of Arturo and Leticia Perales
- ✦ Three brothers; Carlos, Victor and Arturo, and one sister, Marisol
- ✦ Earned his bachelor's of science in forensic behavioral sciences from Fresno State

COLLEGE

- ✦ Played in 33 career games (32 starts) at Fresno State (2020-22)
- ✦ Recorded 119 tackles (71 solo), 38.0 tackles for loss, 23.0 sacks, six passes defended, nine forced fumbles, two fumble recoveries and one interception in three-year career
- ✦ Registered 47 tackles (31 solo), 16.0 tackles for loss, 11.5 sacks, six quarterback hits, five pass breakups, two forced fumbles and one interception in 2022
- ✦ Became the first Bulldog defensive lineman to grab an interception since 2018
- ✦ His 16.0 TFLs are the most in a season by a Bulldog since 2015
- ✦ His 11.5 sacks are the most in a season by a Bulldog since 2001
- ✦ Ranked No. 7 in the FBS in sacks
- ✦ Had a career-high 5.0 TFLs and 4.0 sacks against San Jose State (Oct. 15)
- ✦ Had the most sacks in a game (4.0) by any Mountain West player and the second-most in a game among all FBS players in 2022
- ✦ It was the most sacks in a game by a Bulldog since at least 2000, and the most by any MW player since the 2019 season
- ✦ Had the most TFLs in a game (5.0) by any MW player this season and the second-most in a game by any FBS player
- ✦ His 16.0 tackles for loss are the fifth-most by a player in program history
- ✦ His 11.5 sacks are the fifth-most by a player in program history
- ✦ Led the Mountain West in sacks
- ✦ Had the second-most tackles for loss among all MW players
- ✦ Selected as a defensive team captain in 13 games
- ✦ Named the MW Defensive Player of the Week on Oct. 17
- ✦ Started all 10 games at defensive line at Sacramento State in 2018
- ✦ Registered 23 tackles, 7.5 tackles for loss and 2.5 sacks
- ✦ Spent the 2017 season at Merced Junior College (led the team with 14.0 sacks in 11 games played)

DAVID PERALES' NFL REGULAR SEASON DEFENSIVE STATISTICS

DATE	TEAM	GP	GS	TACKLES							YDS	QBH	INTERCEPTIONS					O. FUMB					ST				MISC					
				TK	S	A	TFL	YDS	SK	NO			YDS	LG	TD	PD	FF	FR	TD	YDS	TK	S	A	FF	FR	S	A					
2023	Steelers	0	0	0	0	0	0	0	0	0.0	0.0	0	0	0	0	0	0	0	0	0	0	0	0	0	0	0	0	0	0	0	0	0
NFL TOTALS		0	0	0	0	0	0	0	0	0.0	0.0	0	0	0	0	0	0	0	0	0	0	0	0	0	0	0	0	0	0	0	0	0

DAVID PERALES' NFL POSTSEASON DEFENSIVE STATISTICS

DATE	TEAM	GP	GS	TACKLES							YDS	QBH	INTERCEPTIONS					O. FUMB					ST				MISC					
				TK	S	A	TFL	YDS	SK	NO			YDS	LG	TD	PD	FF	FR	TD	YDS	TK	S	A	FF	FR	S	A					
2023	Steelers	0	0	0	0	0	0	0	0	0.0	0.0	0	0	0	0	0	0	0	0	0	0	0	0	0	0	0	0	0	0	0	0	0
NFL TOTALS		0	0	0	0	0	0	0	0	0.0	0.0	0	0	0	0	0	0	0	0	0	0	0	0	0	0	0	0	0	0	0	0	0

2023 GAME-BY-GAME REGULAR-SEASON STATISTICS (STEELERS)

DATE	OPPONENT	P/S	TACKLES							INTERCEPTIONS					O. FUMB			ST				MISC		W/L	SCORE		
			TK	S	A	SK	YDS	TFL	YDS	QBH	NO	YDS	LG	TD	PD	FF	FR	TD	YDS	TK	S	A	FF			FR	S
09/10	49ers																									L	7-30
09/18	Browns																									W	26-22
09/24	at Raiders																								W	23-18	
10/01	at Texans																								L	6-30	
10/08	Ravens																								W	17-10	
10/22	at Rams																								W	24-17	
10/29	Jaguars																								L	10-20	
12/16	at Colts																								L	13-30	
12/23	Bengals																								W	34-11	
2023 TOTALS			0	0	0	0.0	0.0	0	0	0	0	0	0	0	0	0	0	0	0	0	0	0	0	0	0	5-4	

2023 GAME-BY-GAME POSTSEASON STATISTICS (STEELERS)

DATE	OPPONENT	P/S	TACKLES							INTERCEPTIONS					O. FUMB			ST				MISC		W/L	SCORE		
			TK	S	A	SK	YDS	TFL	YDS	QBH	NO	YDS	LG	TD	PD	FF	FR	TD	YDS	TK	S	A	FF			FR	S
01/15	at Bills																									L	17-31
2023 TOTALS			0	0	0	0.0	0.0	0	0	0	0	0	0	0	0	0	0	0	0	0	0	0	0	0	0	0-1	



LA'MICAL^{RB} PERINE

HEIGHT: 5-11
WEIGHT: 220
COLLEGE: Florida
BORN: January 30, 1998

HOW ACQUIRED: FA '24
NFL EXPERIENCE: 4th year
BIRTHPLACE: Mobile, AL



PRO CAREER

- ✦ Has played in 19 regular-season games (one start) in four-year NFL career (N.Y. Jets 2020-22; Philadelphia 2022; Miami 2022-23; Kansas City 2023)
- ✦ Has recorded 340 rushing yards and two rushing TDs on 94 attempts (3.6 avg.) and added 14 catches for 96 yards (6.9 avg.)
- ✦ Made NFL debut in Week 2 of 2020 (vs. San Francisco)
- ✦ Made NFL starting debut in Week 18 of 2023 (at L.A. Chargers)

2023 (CHIEFS)

- ✦ Played in five regular-season games (one start)
- ✦ Registered 77 rushing yards on 22 attempts (3.5 avg.)
- ✦ Recorded three catches for 33 yards (11.0 avg.)
- ✦ Ran for 76 yards on 21 carries (3.6 avg.) in Week 18 at L.A. Chargers

2022 (DOLPHINS/EAGLES)

- ✦ Spent the majority of the season on the practice squads of the Eagles and Dolphins
- ✦ Did not see any game action

2021 (JETS)

- ✦ Played in four regular-season games (no starts)
- ✦ Registered 31 rushing yards on eight attempts (3.9 avg.)

2020 (JETS)

- ✦ Played in 10 regular-season games (no starts)
- ✦ Registered 232 rushing yards and two rushing TDs on 64 attempts (3.6 avg.)
- ✦ Recorded 11 catches for 63 yards (5.7 avg.)

TRANSACTIONS

- ✦ Signed with Pittsburgh on May 23, 2024
- ✦ Released by Kansas City on May 17, 2024
- ✦ Signed to the Chiefs active roster on Dec. 24, 2023
- ✦ Returned to the Kansas City practice squad on Nov. 27, 2023
- ✦ Promoted to the Chiefs active roster from the practice squad on Nov. 25, 2023
- ✦ Returned to the Kansas City practice squad on Nov. 6, 2023
- ✦ Promoted to the Chiefs active roster from the practice squad on Nov. 4, 2023
- ✦ Returned to the Kansas City practice squad on Sept. 18, 2023
- ✦ Promoted to the Chiefs active roster from the practice squad on Sept. 16, 2023
- ✦ Signed to the Kansas City practice squad on Aug. 30, 2023
- ✦ Released by the Chiefs on Aug. 29, 2023
- ✦ Signed a Reserve/Future contract with Kansas City on Feb. 15, 2023
- ✦ Signed to the Miami practice squad on Oct. 18, 2022
- ✦ Signed to the Philadelphia practice squad on Sept. 1, 2022
- ✦ Released by N.Y. Jets on Aug. 29, 2022
- ✦ Signed a four-year contract with N.Y. Jets on July 9, 2020
- ✦ Signed with Detroit as an undrafted rookie free agent on May 13, 2022
- ✦ Drafted by N.Y. Jets in the fourth round (120th overall) in the 2020 NFL Draft

PERSONAL

- ✦ Played in the Alabama-Mississippi All-Star Game
- ✦ Alabama Class 7A First Team All-State as a senior after rushing for 1,654 yards and 15 TDs
- ✦ Paid for his own bus ticket to visit Florida for camp in the summer of 2014 so the coaches could see him play
- ✦ Related to Denver Broncos running back Samaje Perine and former NFL linebacker Myles Jack

COLLEGE

- ✦ Played four years at Florida (2016-19)
- ✦ Appeared in 50 games (22 starts) during his collegiate career, finishing with 2,485 rushing yards on 494 carries and 22 TDs
- ✦ Tallied 72 receptions for 674 yards (9.4 avg.), catching eight TDs in his career
- ✦ Ranked ninth in school history in career rushing and receiving yards
- ✦ Only Gator to post a receiving and rushing TD in multiple bowl games

LA'MICAL PERINE'S NFL REGULAR SEASON RUSHING/RECEIVING STATISTICS

DATE	TEAM	RUSHING							RECEIVING				
		GP	GS	NO.	YDS.	AVG.	LG	TD	NO.	YDS.	AVG.	LG	TD
2020	Jets	10	0	64	232	3.6	20	2	11	63	5.7	14	0
2021	Jets	4	0	8	31	3.9	14	0	0	0	0.0	0	0
2022	Dolphins	0	0	0	0	0.0	0	0	0	0	0.0	0	0
2023	Chiefs	5	1	22	77	3.5	10	0	3	33	11.0	25	0
NFL TOTALS		19	1	94	340	3.6	20	2	14	96	6.9	25	0

LA'MICAL PERINE'S NFL POSTSEASON RUSHING/RECEIVING STATISTICS

DATE	TEAM	RUSHING							RECEIVING				
		GP	GS	NO.	YDS.	AVG.	LG	TD	NO.	YDS.	AVG.	LG	TD
2022	Dolphins	0	0	0	0	0.0	0	0	0	0	0.0	0	0
Went from Miami to Kansas City.													
2022	Chiefs	0	0	0	0	0.0	0	0	0	0	0.0	0	0
2022	TOTAL	0	0	0	0	0.0	0	0	0	0	0.0	0	0
2023	Chiefs	3	0	0	0	0.0	0	0	0	0	0.0	0	0
NFL TOTALS		3	0	0	0	0.0	0	0	0	0	0.0	0	0

LA'MICAL PERINE'S NFL REGULAR SEASON RETURN STATISTICS

DATE	TEAM	KICKOFF RETURNS						PUNT RETURNS					
		RET.	YDS.	AVG.	LG	TD	NO.	FC	YDS.	AVG.	LG	TD	
2020	Jets	2	22	11.0	18	0	0	0	0	0	0.0	0	0
2021	Jets	0	0	0.0	0	0	0	0	0	0	0.0	0	0
2022	Dolphins	0	0	0.0	0	0	0	0	0	0	0.0	0	0
2023	Chiefs	0	0	0.0	0	0	0	0	0	0	0.0	0	0
NFL TOTALS		2	22	11.0	18	0	0	0	0	0	0.0	0	0

LA'MICAL PERINE'S NFL POSTSEASON RETURN STATISTICS

DATE	TEAM	KICKOFF RETURNS						PUNT RETURNS					
		RET.	YDS.	AVG.	LG	TD	NO.	FC	YDS.	AVG.	LG	TD	
2022	Dolphins	0	0	0.0	0	0	0	0	0	0	0.0	0	0
Went from Miami to Kansas City.													
2022	Chiefs	0	0	0.0	0	0	0	0	0	0	0.0	0	0
2022	TOTAL	0	0	0.0	0	0	0	0	0	0	0.0	0	0
2023	Chiefs	0	0	0.0	0	0	0	0	0	0	0.0	0	0
NFL TOTALS		0	0	0.0	0	0	0	0	0	0	0.0	0	0

SINGLE-GAME HIGHS: RUSHING/RECEIVING

Rush Attempts	21 at Los Angeles Chargers, Jan 07, 2024 11 vs. Buffalo Bills, Oct 25, 2020	Longest Receptions	25 at Los Angeles Chargers, Jan 07, 2024 14 vs. Cleveland Browns, Dec 27, 2020
Rushing Yards	76 at Los Angeles Chargers, Jan 07, 2024 40 vs. Buffalo Bills, Oct 25, 2020	All-Purpose Yards	109 at Los Angeles Chargers, Jan 07, 2024 56 vs. Buffalo Bills, Oct 25, 2020
Rushing Average	4.1 at Los Angeles Chargers, Nov 22, 2020 4.0 vs. New Orleans Saints, Dec 12, 2021	Kickoff Returns	2 vs. Arizona Cardinals, Oct 11, 2020
Longest Runs	20 vs. Buffalo Bills, Oct 25, 2020 14 vs. New Orleans Saints, Dec 12, 2021	Kickoff Return Yards	22 vs. Arizona Cardinals, Oct 11, 2020
Rushing TDs	1 at Los Angeles Chargers, Nov 22, 2020 1 vs. Buffalo Bills, Oct 25, 2020	Longest Kickoff Return	18 vs. Arizona Cardinals, Oct 11, 2020 4 vs. Arizona Cardinals, Oct 11, 2020
Receptions	3 at Los Angeles Chargers, Jan 07, 2024 2 vs. New England Patriots, Nov 09, 2020 ...4 more at 2.	Most TDs	1 at Los Angeles Chargers, Nov 22, 2020 1 vs. Buffalo Bills, Oct 25, 2020
Receiving Yards	33 at Los Angeles Chargers, Jan 07, 2024 19 vs. New England Patriots, Nov 09, 2020	Miscellaneous Tackles	1 vs. Buffalo Bills, Oct 25, 2020
Receiving Average	11.0 at Los Angeles Chargers, Jan 07, 2024		

2023 GAME-BY-GAME REGULAR-SEASON STATISTICS (CHIEFS)

DATE	OPPONENT	P/S	RUSHING					RECEIVING					W/L	SCORE
			NO.	YDS.	AVG.	LG	TD	NO.	YDS.	AVG.	LG	TD		
09/07	Lions												L	20-21
09/17	at Jaguars												W	17-9
09/24	Bears												W	41-10
10/01	at Jets												W	23-20
10/08	at Vikings												W	27-20
10/12	Broncos												W	19-8
10/22	Chargers												W	31-17
10/29	at Broncos												L	9-24
11/05	Dolphins												W	21-14
11/20	Eagles												L	17-21
11/26	at Raiders												W	31-17
12/03	at Packers												L	19-27
12/10	Bills												L	17-20
12/17	at Patriots												W	27-17
12/25	Raiders	P	0	0	0.0	0	0	0	0.0	0	0	L	14-20	
12/31	Bengals	P	0	0	0.0	0	0	0	0.0	0	0	W	25-17	
01/07	at Chargers	S	21	76	3.6	10	0	3	33	11.0	25	0	W	13-12
2023 TOTALS		3-1	21	76	3.6	10	0	3	33	11.0	25	0	11-6	

2022 GAME-BY-GAME REGULAR-SEASON STATISTICS (DOLPHINS)

DATE	OPPONENT	P/S	RUSHING					RECEIVING					W/L	SCORE
			NO.	YDS.	AVG.	LG	TD	NO.	YDS.	AVG.	LG	TD		
09/11	Patriots												W	20-7
09/18	at Ravens												W	42-38
09/25	Bills												W	21-19
09/29	at Bengals												L	15-27
10/09	at Jets												L	17-40
10/16	Vikings												L	16-24
10/23	Steelers												W	16-10
10/30	at Lions												W	31-27
11/06	at Bears												W	35-32
11/13	Browns												W	39-17
11/27	Texans												W	30-15
12/04	at 49ers												L	17-33
12/11	at Chargers												L	17-23
12/17	at Bills												L	29-32
12/25	Packers												L	20-26
01/01	at Patriots												L	21-23
01/08	Jets												W	11-6
2022 TOTALS		0-0	0	0	0.0	0	0	0	0.0	0	0	0	9-8	

2021 GAME-BY-GAME REGULAR-SEASON STATISTICS (JETS)

DATE	OPPONENT	P/S	RUSHING					RECEIVING					W/L	SCORE
			NO.	YDS.	AVG.	LG	TD	NO.	YDS.	AVG.	LG	TD		
09/12	at Panthers												L	14-19
09/19	Patriots												L	6-25
09/26	at Broncos												L	0-26
10/03	Titans												W	27-24+
10/10	at Falcons												L	20-27
10/24	at Patriots	P	0	0	0.0	0	0	0	0.0	0	0	L	13-54	
10/31	Bengals	P	1	3	3.0	3	0	0	0.0	0	0	W	34-31	
11/04	at Colts	P	0	0	0.0	0	0	0	0.0	0	0	L	30-45	
11/14	Bills												L	17-45
11/21	Dolphins												L	17-24
11/28	at Texans												W	21-14
12/05	Eagles												L	18-33
12/12	Saints	P	7	28	4.0	14	0	0	0.0	0	0	L	9-30	
12/19	at Dolphins												L	24-31
12/26	Jaguars												W	26-21
01/02	Buccaneers												L	24-28
01/09	at Bills												L	10-27
2021 TOTALS		4-0	8	31	3.9	14	0	0	0.0	0	0	0	4-13	

+ - Overtime

2020 GAME-BY-GAME REGULAR-SEASON STATISTICS (JETS)

DATE	OPPONENT	P/S	RUSHING					RECEIVING					W/L	SCORE
			NO.	YDS.	AVG.	LG	TD	NO.	YDS.	AVG.	LG	TD		
09/13	at Bills												L	17-27
09/20	49ers	P	3	17	5.7	10	0	0	0	0.0	0	0	L	13-31
09/27	at Colts	P	7	24	3.4	11	0	2	-1	-0.5	3	0	L	7-36
10/01	Broncos	P	5	15	3.0	5	0	0	0	0.0	0	0	L	28-37
10/11	Cardinals	P	0	0	0.0	0	0	0	0	0.0	0	0	L	10-30
10/18	at Dolphins	P	7	27	3.9	13	0	2	9	4.5	7	0	L	0-24
10/25	Bills	P	11	40	3.6	20	1	2	16	8.0	9	0	L	10-18
11/01	at Chiefs	P	8	27	3.4	9	0	2	6	3.0	5	0	L	9-35
11/09	Patriots	P	6	19	3.2	7	0	2	19	9.5	11	0	L	27-30
11/22	at Chargers	P	8	33	4.1	11	1	0	0	0.0	0	0	L	28-34
11/29	Dolphins												L	3-20
12/06	Raiders												L	28-31
12/13	at Seahawks												L	3-40
12/20	at Rams												W	23-20
12/27	Browns												W	23-16
01/03	at Patriots												L	14-28
2020 TOTALS		9-0	55	202	3.7	20	2	10	49	4.9	11	0	2-14	

2023 GAME-BY-GAME POSTSEASON STATISTICS (CHIEFS)

DATE	OPPONENT	P/S	RUSHING					RECEIVING					W/L	SCORE
			NO.	YDS.	AVG.	LG	TD	NO.	YDS.	AVG.	LG	TD		
01/13	Dolphins	P	0	0	0.0	0	0	0	0	0.0	0	0	W	26-7
01/21	at Bills	P	0	0	0.0	0	0	0	0	0.0	0	0	W	27-24
01/28	at Ravens	P	0	0	0.0	0	0	0	0	0.0	0	0	W	17-10
02/11	49ers												W	25-22+
2023 TOTALS		3-0	0	0	0.0	0	0	0	0	0.0	0	0	4-0	

+ - Overtime

2022 GAME-BY-GAME POSTSEASON STATISTICS (DOLPHINS/CHIEFS)

DATE	OPPONENT	P/S	RUSHING					RECEIVING					W/L	SCORE
			NO.	YDS.	AVG.	LG	TD	NO.	YDS.	AVG.	LG	TD		
01/15	at Bills												L	31-34
01/29	Bengals												W	23-20
02/12	at Eagles												W	38-35
2022 TOTALS		0-0	0	0	0.0	0	0	0	0	0.0	0	0	2-1	



GEORGE ^{WR} PICKENS

HEIGHT: 6-3
WEIGHT: 200
COLLEGE: Georgia
BORN: March 4, 2001

HOW ACQUIRED: D2 '22
NFL EXPERIENCE: 3rd year
BIRTHPLACE: Hoover, AL

14



PRO CAREER

- ✦ Has played in 34 regular-season games (28 starts) over two-year NFL career (Pittsburgh 2022-23)
- ✦ Has registered 115 receptions for 1,941 yards (16.9 avg.) and nine TDs
- ✦ Has rushed six times for 42 yards (7.0 avg.) and one TD
- ✦ His six 100-yard receiving games in 2023 are tied for the third-most by a Steelers player in their first two seasons in the NFL
- ✦ First wideout in franchise history to have multiple TD receptions of at least 66 yards in the same game (Week 16 of 2023 vs. Cincinnati)
- ✦ His 86-yard TD reception vs. Cincinnati in Week 16 of 2023 was the longest TD catch by the Steelers since JuJu Smith-Schuster had a 97-yard TD in Week 8 of 2017 at Detroit
- ✦ His 86-yard TD reception was the longest play from scrimmage in the NFL in 2023
- ✦ Led the NFL with three TD receptions of at least 65 yards in 2023
- ✦ His 48.8 yards/catch vs. Cincinnati in Week 16 of 2023 is the best in franchise history (min. four receptions) – previous record was 43.4 yards/catch by Theo Bell in Week 13 of 1980 vs. Miami
- ✦ His 48.8 yards/catch vs. Cincinnati in Week 16 of 2023 is the best in the NFL (min. four receptions) since Philadelphia's DeSean Jackson had four receptions for 210 yards (52.5 avg.) in Week 14 of 2010 at Dallas
- ✦ His 48.8 yards/catch vs. Cincinnati in Week 16 of 2023 is the third-best since the 1970 AFL-NFL merger (min. four receptions)
- ✦ His 802 receiving yards are the fifth-most in a season by a rookie in franchise history
- ✦ His 52 receptions are the seventh-most in a season by a rookie in franchise history
- ✦ Made NFL debut in Week 1 of 2022 (at Cincinnati)
- ✦ Made NFL starting debut in Week 1 of 2022 (at Cincinnati)

2023 (STEELERS)

- ✦ Played in 17 regular-season games (16 starts)
- ✦ Caught 63 passes for 1,140 yards (18.1 avg.) and five TDs
- ✦ His 18.1 yards/reception was the second-best in the NFL (min. two receptions/game)
- ✦ His 18.1 yards/reception was tied for the fourth-best in franchise history since 2000 (min. two receptions/game)
- ✦ Registered five 100-yard receiving games
- ✦ His five 100-yard receiving games are tied for the eighth-most in single-season franchise history
- ✦ Connected with QB Mason Rudolph on the Steelers' second offensive play of the game for an 86-yard TD pass vs. Cincinnati in Week 16
- ✦ The TD reception was the longest of his career, longest pass play of the season for the Steelers and longest since Week 12 of 2018 at Denver when Ben Roethlisberger connected with JuJu Smith-Schuster for a 97-yard TD
- ✦ Recorded a career-best and team-high 195 receiving yards and two TDs on four receptions in Week 16 vs. Cincinnati
- ✦ His 195 yards receiving vs. Cincinnati in Week 16 was the most by a Steelers wideout since Antonio Brown had 213 in Week 14 of 2017 vs. Baltimore
- ✦ First wideout to have multiple TD receptions of at least 66 yards in the same game in franchise history
- ✦ His 86-yard TD reception vs. Cincinnati in Week 16 was the longest TD catch by the Steelers since JuJu Smith-Schuster had a 97-yard TD in Week 8 of 2017 at Detroit
- ✦ Led the NFL with three TD receptions of at least 65 yards
- ✦ His 48.8 yards/catch vs. Cincinnati in Week 16 of 2023 is the best in franchise history (min. four receptions) – previous record was 43.4 yards/catch by Theo Bell in Week 13 of 1980 vs. Miami
- ✦ His 48.8 yards/catch vs. Cincinnati in Week 16 of 2023 is the best in the NFL (min. four receptions) since Philadelphia's DeSean Jackson had four receptions for 210 yards (52.5 avg.) in Week 14 of 2010 at Dallas
- ✦ His 48.8 yards/catch vs. Cincinnati in Week 16 of 2023 is the third-best since the 1970 AFL-NFL merger (min. four receptions)
- ✦ Sixth wide receiver in the NFL to register multiple 60+ yard TD receptions in the same game since 2006 (Tyreek Hill, Week 13 of 2023, Gabe Davis, Week 5 of 2022, Ja'Marr Chase, Week 17 of 2022, Odell Beckham Jr., Week 6 of 2016 and Lee Evans, Week 11 of 2006)
- ✦ First wide receiver in franchise history to register at least 195 yards and two receiving TDs in a game since Antonio Brown in Week 3 of 2013 vs. Chicago (196 yards and two TD)
- ✦ Caught seven passes for 131 yards (18.7 avg.), including a 37-yard grab, in Week 17 at Seattle
- ✦ First Steelers wideout with back-to-back 100-yard receiving games since Dontae Johnson in Week 10 (vs. Cincinnati) and Week 11 (at Jacksonville) of 2020
- ✦ His 326 receiving yards in Weeks 16 and 17 (195 vs. Cincinnati; 131 at Seattle) is the fourth-most in a two-game span in franchise history
- ✦ Caught three passes for 58 yards, including a 43-yard reception, in Week 12 at Cincinnati
- ✦ Caught five passes for 107 yards, including a 31-yard reception, in Week 7 at L.A. Rams
- ✦ Connected with QB Mitch Trubisky for a 22-yard TD pass in Week 8 vs. Jacksonville
- ✦ Recorded 100-yard receiving games in consecutive games (Week 5 vs. Baltimore and Week 7 at L.A. Rams)
- ✦ Connected with QB Kenny Pickett for a 41-yard TD pass that gave the Steelers a 14-10 lead with 1:17 left in the fourth quarter in Week 5 vs. Baltimore
- ✦ Caught career-high tying six passes for 130 yards (21.7 avg.) and one TD in Week 5 vs. Baltimore
- ✦ Caught four passes for 127 yards (31.8 avg.) and one TD in the Week 2 victory over Cleveland
- ✦ Connected with QB Kenny Pickett for a 71-yard TD pass that gave the Steelers a 16-11 lead with 6:16 left in the second quarter

2022 (STEELERS)

- ✦ Played in 17 regular-season games (12 starts)
- ✦ Ranked third-best on the team in receptions (52), second in receiving yards (801) and first in receiving touchdowns (four)
- ✦ Ranked second in the League among rookies in yards per reception (15.4; min. 25 receptions), tied for third in receiving touchdowns and fourth in receptions and receiving yards
- ✦ Added on three rushes for 24 yards and one touchdown
- ✦ One of seven rookie wide receivers to register a 100-yard receiving game this season
- ✦ Made 16 catches on 20-plus yard throws, nine more 20-plus yard catches than any other rookie
- ✦ Led all rookies in contest catches with 19
- ✦ Notched his first 100-yard receiving game in just his fourth game in the League in Week 4 vs. N.Y. Jets, setting career-highs in receptions (six) and receiving yards (102)
- ✦ His 100-yard performance in Week 4 was the first by a Steelers wideout since Diontae Johnson in 2021 vs. Baltimore (12/5/21), the first by a Steelers rookie since Najee Harris in 2021 vs. Cincinnati (9/26/21) and the only 100-yard performance by a Steelers wideout during the 2022 season
- ✦ Led the team in receptions (six) and receiving yards (83) in Week 5 at Buffalo
- ✦ Registered the first receiving touchdown of his career in Week 7 at Miami on a seven-yard pass from QB Kenny Pickett
- ✦ Punched in his first rushing touchdown on a one-yard run in Week 10 vs. New Orleans, also adding a career-long 22-yard run
- ✦ Led the receiving corps with 83 yards and a touchdown in Week 11 vs. Cincinnati
- ✦ Hauled in a season-long 42-yard reception in Week 14 vs. Baltimore, finishing the day with three receptions for 78 yards
- ✦ Caught a 14-yard touchdown with 46 seconds remaining the fourth quarter to give the Steelers a 13-10 victory in Week 16 vs. Las Vegas
- ✦ The 14-yard TD catch from QB Kenny Pickett marked only the fourth instance in the Super Bowl era of a rookie WR catching a game-winning TD from a rookie QB in the final two minutes of regulation
- ✦ Registered a 31-yard touchdown in Week 18 vs. Cleveland, his longest touchdown of the season, to finish with 72 yards on three receptions

TRANSACTIONS

- ✦ Signed a four-year contract with the Steelers on May 13, 2022
- ✦ Drafted by the Pittsburgh Steelers in the 2nd round (52nd overall) in the 2022 NFL Draft

PERSONAL

- ✦ Selected to play for Team Flash at the 2019 Under Armour All-American Game, snagging four receptions for 55 yards
- ✦ 247sports.com five-star prospect, #24 prospect nationally, #4 wide receiver nationally, #1 prospect in Alabama
- ✦ ESPN.com four-star prospect, #6 WR nationally, #54 prospect nationally, #5 prospect in Alabama
- ✦ Rivals.com five-star prospect, #7 prospect nationally, #2 WR nationally, #1 prospect in Alabama
- ✦ Listed at No. 14 on the USA Today Chosen 25 for the nation's top overall prospects
- ✦ Honored as a finalist for the 2018 Alabama Sports Writers Association Class 7A Player of the Year Award
- ✦ Named to the 2018 All-USA Alabama First Team offense by the USA Today
- ✦ Helped the Buccaneers to a 9-4 record, the Region 3-7A title and the semifinals of the 2018 AHSAA Class 7A playoffs
- ✦ Finished his senior season with 69 catches for 1,368 yards and 16 TDs to go along with a KO return TD
- ✦ Named to AL.com's 2018 Super All-State Team and the All-Birmingham First Team offense
- ✦ Competed in the 2018 Alabama-Mississippi All-Star Game, earning Alabama MVP honors after catching nine passes for 155 yards and two TDs
- ✦ Named to the 2018 MaxPreps All-American Second Team offense
- ✦ Tabbed at No. 6 on AL.com's 2018 Preseason A-List
- ✦ Part of the Buccaneers' teams that won back-to-back AHSAA Class 7A State titles in 2017 (11-3) and 2016 (12-2)
- ✦ As a junior in 2017, he caught 46 passes for 735 yards and five TDs, while adding two punt returns for scores
- ✦ Named to AL.com's 2017 All-Birmingham Team as an athlete, as well as Class 7A First Team All-State offense by the ASWA, All-USA Alabama First Team offense by the USA Today and AL.com All-State Team Honorable Mention
- ✦ Competed at the Nike's The Opening Regional camp in Atlanta in July 2017
- ✦ Recipient of the A.J. Green Family Football Scholarship
- ✦ Younger brother Chris Humes played collegiately at Arkansas State and professionally for the CFL's Winnipeg Bombers.

COLLEGE

- ✦ Played in 26 games in his three-year Georgia career (missed much of the 2021 season after suffering a knee injury in late March)
- ✦ Registered 90 receptions for 1,347 yards with 14 touchdowns
- ✦ Pre-season All-American 2nd team pick by Walter Camp (2021)
- ✦ Second-team pre-season All-SEC as voted by the league's 14 head coach (2021)
- ✦ Started in all eight games in which he played (2020)
- ✦ Tied with K. Jackson for team receiving honors with 36 catches for 513 yards and a team-high six TDs (2020)
- ✦ Caught seven passes for 135 yards, including a then-career-long 51-yarder, in Chick-fil-A Peach Bowl win over Cincinnati (2020)
- ✦ Season-high eight receptions for 87 yards and a TD vs. Mississippi State (2020)
- ✦ Caught a pair of TD passes in win at Missouri, including a key score with :37 left before halftime (2020)
- ✦ Team-high five receptions for 53 yards vs. Alabama (2020)
- ✦ Caught four passes for 47 yards and the team's first TD of 2020, a 19-yarder, in Georgia's win at Arkansas
- ✦ Named to the pre-season watch list for the Fred Biletnikoff Award (nation's top WR) (2020)
- ✦ Named Pre-Season All-SEC Second Team, as selected by the media covering the league (2020)
- ✦ Coaches' Freshman All-SEC Team (2019)
- ✦ Co-winner of Offensive Newcomer of the Year award, given at team's post-season awards gala (2019)
- ✦ Played in all 14 games, earning his first start vs. Kentucky (2019)
- ✦ Started in Sugar Bowl win over Baylor (2019)
- ✦ Finished season with 49 catches for 727 yards, both team highs (2019)
- ✦ Led the Bulldogs in TD catches with eight (2019)
- ✦ Had 12 catches for 175 yards and a TD in the Sugar Bowl, earning MVP honors (2019)
- ✦ His 12 grabs tied a UGA bowl record and were the most by a Bulldog receiver in 17 seasons (2019)
- ✦ Two of his five catches vs. Missouri went for scores (25 & 18 yards) (2019)
- ✦ First TD catch was a second-quarter score, from 15 yards out, vs. Murray State (2019)
- ✦ Season highs of seven catches and 98 yards both came vs. South Carolina (2019)
- ✦ Team-high four catches for 35 yards vs. Kentucky (2019)

GEORGE PICKENS' NFL REGULAR SEASON RUSHING/RECEIVING STATISTICS

DATE	TEAM	RECEIVING							RUSHING				
		GP	GS	NO.	YDS.	AVG.	LG	TD	NO.	YDS.	AVG.	LG	TD
2022	Steelers	17	12	52	801	15.4	42	4	3	24	8.0	22	1
2023	Steelers	17	16	63	1,140	18.1	86t	5	3	18	6.0	16	0
NFL TOTALS		34	28	115	1,941	16.9	86T	9	6	42	7.0	22	1

GEORGE PICKENS' NFL POSTSEASON RUSHING/RECEIVING STATISTICS

DATE	TEAM	RECEIVING							RUSHING				
		GP	GS	NO.	YDS.	AVG.	LG	TD	NO.	YDS.	AVG.	LG	TD
2023	Steelers	1	1	5	50	10.0	19	0	1	15	15.0	15	0
NFL TOTALS		1	1	5	50	10.0	19	0	1	15	15.0	15	0

GEORGE PICKENS' NFL REGULAR SEASON RETURN STATISTICS

DATE	TEAM	KICKOFF RETURNS					PUNT RETURNS					
		RET.	YDS.	AVG.	LG	TD	NO.	FC	YDS.	AVG.	LG	TD
2022	Steelers	0	0	0.0	0	0	0	0	0	0.0	0	0
2023	Steelers	1	7	7.0	7	0	0	0	0	0.0	0	0
NFL TOTALS		1	7	7.0	7	0	0	0	0	0.0	0	0

GEORGE PICKENS' NFL POSTSEASON RETURN STATISTICS

DATE	TEAM	KICKOFF RETURNS					PUNT RETURNS					
		RET.	YDS.	AVG.	LG	TD	NO.	FC	YDS.	AVG.	LG	TD
2023	Steelers	0	0	0.0	0	0	0	0	0	0.0	0	0
NFL TOTALS		0	0	0.0	0	0	0	0	0	0.0	0	0

SINGLE-GAME HIGHS: RUSHING/RECEIVING

Rush Attempts	2 vs. New Orleans Saints, Nov 13, 2022 1 at Baltimore Ravens, Jan 06, 2024 ...3 more at 1.	Receiving TDs	2 vs. Cincinnati Bengals, Dec 23, 2023 1 vs. Jacksonville Jaguars, Oct 29, 2023 ...6 more at 1.
Rushing Yards	23 vs. New Orleans Saints, Nov 13, 2022 16 vs. Baltimore Ravens, Oct 08, 2023	All-Purpose Yards	195 vs. Cincinnati Bengals, Dec 23, 2023 146 vs. Baltimore Ravens, Oct 08, 2023
Longest Runs	22 vs. New Orleans Saints, Nov 13, 2022 16 vs. Baltimore Ravens, Oct 08, 2023	Kickoff Returns	1 at Cincinnati Bengals, Nov 26, 2023
Rushing TDs	1 vs. New Orleans Saints, Nov 13, 2022	Kickoff Return Yards	7 at Cincinnati Bengals, Nov 26, 2023
Receptions	7 at Seattle Seahawks, Dec 31, 2023 6 vs. Baltimore Ravens, Oct 08, 2023 ...3 more at 6.	Longest Kickoff Return	7 at Cincinnati Bengals, Nov 26, 2023
Receiving Yards	195 vs. Cincinnati Bengals, Dec 23, 2023 131 at Seattle Seahawks, Dec 31, 2023	Most TDs	2 vs. Cincinnati Bengals, Dec 23, 2023 1 vs. Jacksonville Jaguars, Oct 29, 2023 ...7 more at 1.
Receiving Average	48.8 vs. Cincinnati Bengals, Dec 23, 2023 31.8 vs. Cleveland Browns, Sep 18, 2023	Miscellaneous Tackles	1 vs. New England Patriots, Sep 18, 2022
Longest Receptions	86t vs. Cincinnati Bengals, Dec 23, 2023 71t vs. Cleveland Browns, Sep 18, 2023		

SINGLE-GAME HIGHS - POSTSEASON: RUSHING/RECEIVING

Rush Attempts	1 at Buffalo Bills, Jan 15, 2024	Receiving Yards	50 at Buffalo Bills, Jan 15, 2024
Rushing Yards	15 at Buffalo Bills, Jan 15, 2024	Receiving Average	10.0 at Buffalo Bills, Jan 15, 2024
Longest Runs	15 at Buffalo Bills, Jan 15, 2024	Longest Receptions	19 at Buffalo Bills, Jan 15, 2024 13 at Buffalo Bills, Jan 15, 2024 8 at Buffalo Bills, Jan 15, 2024 5 at Buffalo Bills, Jan 15, 2024 5 at Buffalo Bills, Jan 15, 2024
Receptions	5 at Buffalo Bills, Jan 15, 2024	All-Purpose Yards	65 at Buffalo Bills, Jan 15, 2024

100-YARD RECEIVING GAMES (6): REGULAR SEASON

DATE	TEAM	NO.	YDS.	AVG.	LG	TD
10/02/22	JETS	6	102	17.0	27	0
09/18/23	BROWNS	6	127	31.8	71t	1
10/08/23	RAVENS	6	130	21.7	41t	1
10/22/23	at Rams	5	107	21.4	31	0
12/23/23	BENGALS	4	195	48.8	86t	2
12/31/23	at Seahawks	7	131	18.7	37	0

2023 GAME-BY-GAME REGULAR-SEASON STATISTICS (STEELERS)

DATE	OPPONENT	P/S	RECEIVING					RUSHING					W/L	SCORE
			NO.	YDS.	AVG.	LG	TD	NO.	YDS.	AVG.	LG	TD		
09/10	49ers	S	5	36	7.2	9	0	0	0	0.0	0	0	L	7-30
09/18	Browns	S	4	127	31.8	71t	1	0	0	0.0	0	0	W	26-22
09/24	at Raiders	S	4	75	18.8	32	0	0	0	0.0	0	0	W	23-18
10/01	at Texans	S	3	25	8.3	17	0	0	0	0.0	0	0	L	6-30
10/08	Ravens	S	6	130	21.7	41t	1	1	16	16.0	16	0	W	17-10
10/22	at Rams	S	5	107	21.4	31	0	0	0	0.0	0	0	W	24-17
10/29	Jaguars	S	1	22	22.0	22t	1	0	0	0.0	0	0	L	10-20
11/02	Titans	S	2	-1	-0.5	2	0	0	0	0.0	0	0	W	20-16
11/12	Packers	S	3	45	15.0	28	0	0	0	0.0	0	0	W	23-19
11/19	at Browns	S	4	38	9.5	14	0	1	-1	-1.0	-1	0	L	10-13
11/26	at Bengals	S	3	58	19.3	43	0	0	0	0.0	0	0	W	16-10
12/03	Cardinals	S	4	86	21.5	38	0	0	0	0.0	0	0	L	10-24
12/07	Patriots	S	5	19	3.8	7	0	0	0	0.0	0	0	L	18-21
12/16	at Colts	S	3	47	15.7	17	0	0	0	0.0	0	0	L	13-30
12/23	Bengals	S	4	195	48.8	86t	2	0	0	0.0	0	0	W	34-11
12/31	at Seahawks	P	7	131	18.7	37	0	0	0	0.0	0	0	W	30-23
01/06	at Ravens	S	0	0	0.0	0	0	1	3	3.0	3	0	W	17-10
2023 TOTALS		17-16	63	1,140	18.1	86T	5	3	18	6.0	16	0	10-7	

2022 GAME-BY-GAME REGULAR-SEASON STATISTICS (STEELERS)

DATE	OPPONENT	P/S	RECEIVING					RUSHING					W/L	SCORE
			NO.	YDS.	AVG.	LG	TD	NO.	YDS.	AVG.	LG	TD		
09/11	at Bengals	S	1	3	3.0	3	0	0	0	0.0	0	0	W	23-20+
09/18	Patriots	P	1	23	23.0	23	0	0	0	0.0	0	0	L	14-17
09/22	at Browns	P	3	39	13.0	36	0	0	0	0.0	0	0	L	17-29
10/02	Jets	S	6	102	17.0	27	0	0	0	0.0	0	0	L	20-24
10/09	at Bills	P	6	83	13.8	29	0	0	0	0.0	0	0	L	3-38
10/16	Buccaneers	S	3	27	9.0	14	0	1	1	1.0	1	0	W	20-18
10/23	at Dolphins	P	6	61	10.2	30	1	0	0	0.0	0	0	L	10-16
10/30	at Eagles	S	0	0	0.0	0	0	0	0	0.0	0	0	L	13-35
11/13	Saints	S	3	32	10.7	14	0	2	23	11.5	22	1	W	20-10
11/20	Bengals	S	4	83	20.8	33	1	0	0	0.0	0	0	L	30-37
11/28	at Colts	P	3	57	19.0	35	0	0	0	0.0	0	0	W	24-17
12/04	at Falcons	S	1	2	2.0	2	0	0	0	0.0	0	0	W	19-16
12/11	Ravens	S	3	78	26.0	42	0	0	0	0.0	0	0	L	14-16
12/18	at Panthers	S	2	53	26.5	38	0	0	0	0.0	0	0	W	24-16
12/24	Raiders	S	5	57	11.4	25	1	0	0	0.0	0	0	W	13-10
01/01	at Ravens	S	2	29	14.5	15	0	0	0	0.0	0	0	W	16-13
01/08	Browns	S	3	72	24.0	31t	1	0	0	0.0	0	0	W	28-14
2022 TOTALS		17-12	52	801	15.4	42	4	3	24	8.0	22	1	9-8	

+ - Overtime

2023 GAME-BY-GAME POSTSEASON STATISTICS (STEELERS)

DATE	OPPONENT	P/S	RECEIVING					RUSHING					W/L	SCORE
			NO.	YDS.	AVG.	LG	TD	NO.	YDS.	AVG.	LG	TD		
01/15	at Bills	S	5	50	10.0	19	0	1	15	15.0	15	0	L	17-31
2023 TOTALS		1-1	5	50	10.0	19	0	1	15	15.0	15	0	0-1	



JOEY ^{CB} PORTER JR.

HEIGHT: 6-2
WEIGHT: 193
COLLEGE: Penn State
BORN: July 26, 2000

HOW ACQUIRED: D2a '23
NFL EXPERIENCE: 2nd year
BIRTHPLACE: Bakersfield, CA

24



PRO CAREER

- † Has played in 17 regular-season games (11 starts) over his one-year NFL career (Steelers 2023)
- † Has registered 42 tackles (32 solo), 10 passes defended, one interception and one tackle for loss
- † Made NFL debut in Week 1 of 2023 (vs. San Francisco)
- † Made NFL starting debut in Week 8 of 2023 (vs. Jacksonville)
- † Selected to the 2023 Pro Football Writers of America (PFWA) All-Rookie team
- † Captured the Joe Greene Great Performance Award, presented to the team's top rookie
- † Finalist for Associated Press NFL Defensive Rookie of the Year

2023 (STEELERS)

- † Played in 17 regular-season games (11 starts)
- † Registered 42 tackles (32 solo), 10 passes defended, one interception and one tackle for loss
- † Selected to the 2023 Pro Football Writers of America (PFWA) All-Rookie team
- † Captured the Joe Greene Great Performance Award, presented to the team's top rookie
- † Finalist for Associated Press NFL Defensive Rookie of the Year
- † Registered a 47.6% completion percentage on targets and 70.1 allowed passer rating
- † His 47.6% completion percentage on targets and 70.1 allowed passer rating were the League's best among qualifying rookies (min. 60 targets)
- † His 47.6% completion percentage on targets was the second-best among all players in the NFL in 2023

TRANSACTIONS

- † Signed a four-year contract with Pittsburgh on July 26, 2023
- † Drafted by the Steelers in the second round (32nd overall) of the 2023 NFL Draft

PERSONAL

- † Full name is Joey Eugene Porter Jr.
- † Son of Christy and Joey Porter Sr.
- † Has two brothers, Jacob and Willie, and two sisters, Jayla and Jasmine
- † Father, Joey Sr., was the outside linebackers coach for the NFL's Pittsburgh Steelers (2015-18)
- † Father played football at Colorado State (1995-99) and played 13 seasons for the NFL's Pittsburgh Steelers, Miami Dolphins and Arizona Cardinals
- † Cousin, Jason Gildon, played football at Oklahoma State (1990-94) and played 10 years for the Steelers and one season for the Jacksonville Jaguars
- † Cousin, Larry Birdine Jr., played football at Oklahoma State and three seasons in the NFL
- † Cousin, Sheldon Crony Jr., currently plays football at Iowa State
- † Hobbies include playing video games
- † Has volunteered feeding the homeless and at special needs activity day
- † Plans to take over his mother's business, The Jasmine Nyree Day Center, working with autistic children after his NFL career

COLLEGE

- † Appeared in 35 games (31 starts) at Penn State (2019-22)
- † Recorded 94 tackles (87 solo), two tackles for loss, 1.0 sack, one interception, 20 pass breakups, one forced fumble and one fumble recovery
- † Registered school-record six pass breakups at Purdue in 2022, which tied a then-Big Ten record for a single game with Michigan's Jourdan Lewis (vs. Michigan State, 2015) and Minnesota's Michael Carter (vs. Purdue, 2012)
- † The six breakups were tied for the second-most in an FBS game this in '22
- † Named 2022 All-American second team by the AFCA, Associated Press, FWAA, Walter Camp Football Foundation and CBS Sports
- † Named 2022 All-Big Ten first team by the coaches and media
- † Tabbed 2022 Associated Press All-Big Ten first team
- † Named 2022 Pro Football Focus All-Big Ten second team
- † Earned the team's 2022 Most Valuable Defensive Player
- † 2022 Jim Thorpe Award, Chuck Bednarik Award and Lott IMPACT Trophy semifinalist
- † Earned the 2022 Bednarik Award National Player of the Week (Sept. 6)
- † Named 2021 All-Big Ten third team by the coaches and honorable mention by the media
- † Earned 2021 All-Big Ten third team honors from the media and honorable mention from the coaches
- † Named Big Ten Freshman of the Week (Dec. 7)
- † Targeted 14 times in 2022 season opener vs. Purdue (had school-record 6 PBUs)
- † Targeted only 16 times over final nine games (with 5 PBUs) in 2022
- † Led Power 5 with a 40.0 forced incompleteness percentage

JOEY PORTER JR.'S NFL REGULAR SEASON DEFENSIVE STATISTICS

DATE	TEAM	GP	GS	TK	TACKLES					QBH	NO	INTERCEPTIONS				O. FUMB			ST			MISC						
					S	A	TFL	YDS	SK			YDS	NO	YDS	LG	TD	PD	FF	FR	TD	YDS	TK	S	A	FF	FR	S	A
2023	Steelers	17	11	42	32	10	1	5	0.0	0.0	0	1	0	0	0	10	0	0	0	0	1	0	1	0	0	0	0	0
NFL TOTALS		17	11	42	32	10	1	5	0.0	0.0	0	1	0	0	0	10	0	0	0	0	1	0	1	0	0	0	0	0

JOEY PORTER JR.'S NFL POSTSEASON DEFENSIVE STATISTICS

DATE	TEAM	GP	GS	TACKLES							INTERCEPTIONS					O. FUMB			ST				MISC			
				TK	S	A	SK	YDS	TFL	YDS	QBH	NO	YDS	LG	TD	PD	FF	FR	TD	YDS	TK	S	A	FF	FR	S
2023	Steelers	1	1	2	2	0	0	0	0.0	0.0	0	0	0	0	0	0	0	0	0	0	0	0	0	0	0	0
NFL TOTALS		1	1	2	2	0	0	0	0.0	0.0	0	0	0	0	0	0	0	0	0	0	0	0	0	0	0	

SINGLE-GAME HIGHS: DEFENSIVE

- Total Tackles: 6 at Cleveland Browns, Nov 19, 2023; 5 vs. Jacksonville Jaguars, Oct 29, 2023
- Tackles For Loss: 1 vs. Green Bay Packers, Nov 12, 2023
- Solo Tackles: 5 at Cleveland Browns, Nov 19, 2023; 4 vs. New England Patriots, Dec 07, 2023
- Interceptions: 1 vs. Baltimore Ravens, Oct 08, 2023
- Passes Defensed: 1 at Seattle Seahawks, Dec 31, 2023; 1 vs. Cincinnati Bengals, Dec 23, 2023

SINGLE-GAME HIGHS - POSTSEASON: DEFENSIVE


- Total Tackles: 2 at Buffalo Bills, Jan 15, 2024
- Solo Tackles: 2 at Buffalo Bills, Jan 15, 2024

2023 GAME-BY-GAME REGULAR-SEASON STATISTICS (STEELERS)

DATE	OPPONENT	P/S	TACKLES							INTERCEPTIONS					O. FUMB			ST				MISC		W/L	SCORE		
			TK	S	A	SK	YDS	TFL	YDS	QBH	NO	YDS	LG	TD	PD	FF	FR	TD	YDS	TK	S	A	FF			FR	S
09/10	49ers	P	1	1	0	0.0	0.0	0	0	0	0	0	0	0	0	0	0	0	0	0	0	0	0	0	0	L	7-30
09/18	Browns	P	0	0	0	0.0	0.0	0	0	0	0	0	0	0	1	0	0	0	0	0	0	0	0	0	0	W	26-22
09/24	at Raiders	P	2	2	0	0.0	0.0	0	0	0	0	0	0	0	0	0	0	0	0	0	0	0	0	0	0	W	23-18
10/01	at Texans	P	0	0	0	0.0	0.0	0	0	0	0	0	0	0	0	0	0	0	0	1	0	1	0	0	0	L	6-30
10/08	Ravens	P	2	0	2	0.0	0.0	0	0	0	0	1	0	0	0	1	0	0	0	0	0	0	0	0	0	W	17-10
10/22	at Rams	P	3	2	1	0.0	0.0	0	0	0	0	0	0	0	1	0	0	0	0	0	0	0	0	0	0	W	24-17
10/29	Jaguars	S	5	4	1	0.0	0.0	0	0	0	0	0	0	0	0	0	0	0	0	0	0	0	0	0	0	L	10-20
11/02	Titans	S	3	3	0	0.0	0.0	0	0	0	0	0	0	0	1	0	0	0	0	0	0	0	0	0	0	W	20-16
11/12	Packers	S	4	3	1	0.0	0.0	1	5	0	0	0	0	0	0	0	0	0	0	0	0	0	0	0	0	W	23-19
11/19	at Browns	S	6	5	1	0.0	0.0	0	0	0	0	0	0	0	1	0	0	0	0	0	0	0	0	0	0	L	10-13
11/26	at Bengals	S	2	1	1	0.0	0.0	0	0	0	0	0	0	0	1	0	0	0	0	0	0	0	0	0	0	W	16-10
12/03	Cardinals	S	4	2	2	0.0	0.0	0	0	0	0	0	0	0	0	0	0	0	0	0	0	0	0	0	0	L	10-24
12/07	Patriots	S	4	4	0	0.0	0.0	0	0	0	0	0	0	0	1	0	0	0	0	0	0	0	0	0	0	L	18-21
12/16	at Colts	S	3	2	1	0.0	0.0	0	0	0	0	0	0	0	1	0	0	0	0	0	0	0	0	0	0	L	13-30
12/23	Bengals	S	2	2	0	0.0	0.0	0	0	0	0	0	0	0	1	0	0	0	0	0	0	0	0	0	0	W	34-11
12/31	at Seahawks	S	1	1	0	0.0	0.0	0	0	0	0	0	0	0	1	0	0	0	0	0	0	0	0	0	0	W	30-23
01/06	at Ravens	S	0	0	0	0.0	0.0	0	0	0	0	0	0	0	0	0	0	0	0	0	0	0	0	0	0	W	17-10
2023 TOTALS		17-11	42	32	10	0.0	0.0	1	5	0	1	0	0	0	10	0	0	0	0	1	0	1	0	0	0	10-7	

2023 GAME-BY-GAME POSTSEASON STATISTICS (STEELERS)

DATE	OPPONENT	P/S	TACKLES							INTERCEPTIONS					O. FUMB			ST				MISC		W/L	SCORE		
			TK	S	A	SK	YDS	TFL	YDS	QBH	NO	YDS	LG	TD	PD	FF	FR	TD	YDS	TK	S	A	FF			FR	S
01/15	at Bills	S	2	2	0	0.0	0.0	0	0	0	0	0	0	0	0	0	0	0	0	0	0	0	0	0	0	L	17-31
2023 TOTALS		1-1	2	2	0	0.0	0.0	0	0	0	0	0	0	0	0	0	0	0	0	0	0	0	0	0	0	0-1	



WILLINGTON ^{DT} PREVILON

HEIGHT: 6-5
WEIGHT: 295
COLLEGE: Rutgers
BORN: May 19, 1997

HOW ACQUIRED: W'24 (ATL)
NFL EXPERIENCE: R
BIRTHPLACE: Orange, NJ



PRO CAREER

- ✦ Has yet to make NFL debut

TRANSACTIONS

- ✦ Claimed off waivers by Pittsburgh on June 21, 2024
- ✦ Waived by Atlanta on July 20, 2024
- ✦ Signed a Reserve/Future contract with the Falcons on Jan. 9, 2024
- ✦ Signed to the Dallas practice squad on Aug. 31, 2023
- ✦ Waived by Tampa Bay on Aug. 29, 2023
- ✦ Signed a Reserve/Future contract with the Buccaneers on Jan. 17, 2023
- ✦ Signed to the Tampa Bay practice squad on Aug. 31, 2022
- ✦ Waived by the Buccaneers on Aug. 30, 2022
- ✦ Signed a Reserve/Future contract with Tampa Bay on Jan. 24, 2022
- ✦ Signed to the Buccaneers practice squad on Oct. 7, 2021
- ✦ Signed to the Green Bay practice squad on Sept. 2, 2021
- ✦ Waived by the Packers on Aug. 31, 2021
- ✦ Signed a Reserve/Future contract with Green Bay on Jan. 25, 2021
- ✦ Signed to the Packers practice squad on Sept. 21, 2020
- ✦ Promoted to the Green Bay active roster on Sept. 19, 2020
- ✦ Signed to the Packers practice squad on Sept. 7, 2020
- ✦ Waived by Green Bay on Sept. 5, 2020
- ✦ Signed with the Packers as an undrafted rookie free agent on Apr. 30, 2020

PERSONAL

- ✦ Attended Orange High School (Orange, New Jersey)
- ✦ Rated as a three-star prospect and the No. 4 defensive end by Scout
- ✦ Pegged the No. 26 overall recruit in New Jersey by ESPN.com

COLLEGE

- ✦ Played in 36 games (18 starts) over five seasons at Rutgers (2015-19)
- ✦ Registered 71 tackles (12.5 for loss), 4.0 sacks and three passes defended
- ✦ As a senior in 2019, earned All-Big Ten honorable mention from the media and was selected as the team's most valuable player after recording 35 tackles, including a team-high 7.5 tackles for loss
- ✦ Played in all 12 games as a redshirt junior (2018), tallying 23 tackles (three for loss) and 2.0 sacks
- ✦ Appeared in 12 games with four starts in 2017, accumulating 13 tackles, two passes defended and 1.0 sack
- ✦ Redshirted as a true freshman in 2015 and did not see game action as a redshirt freshman in 2016

WILLINGTON PREVILON'S NFL REGULAR SEASON DEFENSIVE STATISTICS

DATE	TEAM	GP	GS	TACKLES							INTERCEPTIONS				O. FUMB			ST				MISC.				
				TK	S	A	TFL	YDS	SK	YDS	QBH	NO	YDS	LG	TD	PD	FF	FR	TD	YDS	TK	S	A	FF	FR	S
2020	Packers	0	0	0	0	0	0	0	0.0	0.0	0	0	0	0	0	0	0	0	0	0	0	0	0	0	0	0
2022	Buccaneers	0	0	0	0	0	0	0	0.0	0.0	0	0	0	0	0	0	0	0	0	0	0	0	0	0	0	0
2023	Cowboys	0	0	0	0	0	0	0	0.0	0.0	0	0	0	0	0	0	0	0	0	0	0	0	0	0	0	0
NFL TOTALS		0	0	0	0	0	0	0	0.0	0.0	0	0	0	0	0	0	0	0	0	0	0	0	0	0	0	0

WILLINGTON PREVILON'S NFL POSTSEASON DEFENSIVE STATISTICS

DATE	TEAM	GP	GS	TACKLES							INTERCEPTIONS				O. FUMB			ST				MISC.				
				TK	S	A	TFL	YDS	SK	YDS	QBH	NO	YDS	LG	TD	PD	FF	FR	TD	YDS	TK	S	A	FF	FR	S
2020	Packers	0	0	0	0	0	0	0	0.0	0.0	0	0	0	0	0	0	0	0	0	0	0	0	0	0	0	0
2021	Buccaneers	0	0	0	0	0	0	0	0.0	0.0	0	0	0	0	0	0	0	0	0	0	0	0	0	0	0	0
2022	Buccaneers	0	0	0	0	0	0	0	0.0	0.0	0	0	0	0	0	0	0	0	0	0	0	0	0	0	0	0
NFL TOTALS		0	0	0	0	0	0	0	0.0	0.0	0	0	0	0	0	0	0	0	0	0	0	0	0	0	0	0

2023 GAME-BY-GAME REGULAR-SEASON STATISTICS (COWBOYS)

DATE	OPPONENT	P/S	TACKLES							INTERCEPTIONS				O. FUMB			ST			MISC		W/L	SCORE			
			TK	S	A	SK	YDS	TFL	YDS	QBH	NO	YDS	LG	TD	PD	FF	FR	TD	YDS	TK	S			A	FF	FR
09/10	at Giants																								W	40-0
09/17	Jets																								W	30-10
09/24	at Cardinals																							L	16-28	
10/01	Patriots																							W	38-3	
10/08	at 49ers																							L	10-42	
10/16	at Chargers																							W	20-17	
10/29	Rams																							W	43-20	
11/05	at Eagles																							L	23-28	
11/12	Giants																							W	49-17	
11/19	at Panthers																							W	33-10	
11/23	Commanders																							W	45-10	
11/30	Seahawks																							W	41-35	
12/10	Eagles																							W	33-13	
12/17	at Bills																							L	10-31	
12/24	at Dolphins																							L	20-22	
12/30	Lions																							W	20-19	
2023 TOTALS			0	0	0	0	0	0	0	0	0	0	0	0	0	0	0	0	0	0	0	0	0	0	0	11-5

2022 GAME-BY-GAME REGULAR-SEASON STATISTICS (BUCCANEERS)

DATE	OPPONENT	P/S	TACKLES							INTERCEPTIONS				O. FUMB			ST			MISC		W/L	SCORE			
			TK	S	A	SK	YDS	TFL	YDS	QBH	NO	YDS	LG	TD	PD	FF	FR	TD	YDS	TK	S			A	FF	FR
09/11	at Cowboys																								W	19-3
10/16	at Steelers																								L	18-20
10/23	at Panthers																								L	3-21
10/27	Ravens																								L	22-27
11/06	Rams																							W	16-13	
11/13	Seahawks																							W	21-16	
11/27	at Browns																							L	17-23+	
12/05	Saints																							W	17-16	
12/11	at 49ers																							L	7-35	
12/18	Bengals																							L	23-34	
12/25	at Cardinals																							W	19-16+	
01/01	Panthers																							W	30-24	
01/08	at Falcons																							L	17-30	
2022 TOTALS			0	0	0	0	0	0	0	0	0	0	0	0	0	0	0	0	0	0	0	0	0	0	0	6-7

+ - Overtime

2021 GAME-BY-GAME REGULAR-SEASON STATISTICS (PACKERS/BUCCANEERS)

DATE	OPPONENT	P/S	TACKLES							INTERCEPTIONS				O. FUMB			ST			MISC		W/L	SCORE			
			TK	S	A	SK	YDS	TFL	YDS	QBH	NO	YDS	LG	TD	PD	FF	FR	TD	YDS	TK	S			A	FF	FR
09/12	at Saints																								W	3-38
09/20	Lions																								L	35-17
09/26	at 49ers																								W	30-28
10/03	Steelers																								W	27-17
10/10	at Bengals																								W	25-22+
10/17	at Bears																								W	24-14
10/24	Football Team																								W	24-10
10/28	at Cardinals																								W	24-21
11/07	at Chiefs																								L	7-13
11/14	Seahawks																								W	17-0
11/21	at Vikings																								L	31-34
11/28	Rams																								W	36-28
12/05	at Falcons																								W	30-17
12/12	Bears																								W	45-30
12/19	at Ravens																								W	31-30
12/25	Browns																								W	24-22
01/02	Vikings																								W	37-10
01/09	at Lions																								L	30-37
2021 TOTALS			0	0	0	0	0	0	0	0	0	0	0	0	0	0	0	0	0	0	0	0	0	0	0	14-4

+ - Overtime

2020 GAME-BY-GAME REGULAR-SEASON STATISTICS (PACKERS)

DATE	OPPONENT	P/S	TACKLES							INTERCEPTIONS				O. FUMB			ST			MISC		W/L	SCORE			
			TK	S	A	SK	YDS	TFL	YDS	QBH	NO	YDS	LG	TD	PD	FF	FR	TD	YDS	TK	S			A	FF	FR
09/13	at Vikings																								W	43-34
09/20	Lions																								W	42-21
09/27	at Saints																								W	37-30
10/05	Falcons																								W	30-16
10/18	at Buccaneers																							L	10-38	
10/25	at Texans																							L	35-20	
11/01	Vikings																							L	22-28	
11/05	at 49ers																							W	34-17	
11/15	Jaguars																							W	24-20	
11/22	at Colts																							L	31-34+	
11/29	Bears																							W	41-25	
12/06	Eagles																							W	30-16	
12/13	at Lions																							W	31-24	
12/19	Panthers																							W	24-16	
12/27	Titans																							W	40-14	
01/03	at Bears																							W	35-16	
2020 TOTALS			0	0	0	0	0	0	0	0	0	0	0	0	0	0	0	0	0	0	0	0	0	0	0	13-3

+ - Overtime

2022 GAME-BY-GAME POSTSEASON STATISTICS (BUCCANEERS)

DATE	OPPONENT	P/S	TACKLES							INTERCEPTIONS					O. FUMB			ST				MISC		W/L	SCORE			
			TK	S	A	SK	YDS	TFL	YDS	QBH	NO	YDS	LG	TD	PD	FF	FR	TD	YDS	TK	S	A	FF			FR	S	A
01/16	Cowboys		PRACTICE SQUAD																L	14-31								
2022 TOTALS			0	0	0	0.0	0.0	0	0	0	0	0	0	0	0	0	0	0	0	0	0	0	0	0	0	0	0-1	

2021 GAME-BY-GAME POSTSEASON STATISTICS (BUCCANEERS)

DATE	OPPONENT	P/S	TACKLES							INTERCEPTIONS					O. FUMB			ST				MISC		W/L	SCORE		
			TK	S	A	SK	YDS	TFL	YDS	QBH	NO	YDS	LG	TD	PD	FF	FR	TD	YDS	TK	S	A	FF			FR	S
01/16	Eagles		PRACTICE SQUAD																W	31-15							
01/23	Rams		PRACTICE SQUAD																L	27-30							
2021 TOTALS			0	0	0	0.0	0.0	0	0	0	0	0	0	0	0	0	0	0	0	0	0	0	0	0	0	1-1	

2020 GAME-BY-GAME POSTSEASON STATISTICS (PACKERS)

DATE	OPPONENT	P/S	TACKLES							INTERCEPTIONS					O. FUMB			ST				MISC		W/L	SCORE		
			TK	S	A	SK	YDS	TFL	YDS	QBH	NO	YDS	LG	TD	PD	FF	FR	TD	YDS	TK	S	A	FF			FR	S
01/16	Rams		PRACTICE SQUAD																W	32-18							
01/24	Buccaneers		PRACTICE SQUAD																L	26-31							
2020 TOTALS			0	0	0	0.0	0.0	0	0	0	0	0	0	0	0	0	0	0	0	0	0	0	0	0	0	1-1	



MYCOLE ^{TE} PRUITT

HEIGHT: 6-2
WEIGHT: 258
COLLEGE: Southern Illinois
BORN: March 24, 1992

HOW ACQUIRED: FA '24
NFL EXPERIENCE: 8th year
BIRTHPLACE: South Bend, IN



PRO CAREER

- ✦ Has played in 109 regular-season games (39 starts) over his nine-year NFL career (Minnesota 2015-16; Chicago 2016; Houston 2017; Tennessee 2018-21; Atlanta 2022-23)
- ✦ Has registered 71 receptions for 748 yards (10.5 avg.) and 12 TDs
- ✦ Made NFL debut in Week 1 of 2015 (at San Francisco)
- ✦ Made NFL starting debut in Week 10 of 2015 (at Oakland)

2023 (FALCONS)

- ✦ Played in all 17 regular-season games (eight starts)
- ✦ Caught nine passes for 110 yards (12.2 avg.) and one receiving TD
- ✦ Recorded a 20-yard TD reception in Week 13 at N.Y. Jets

2022 (FALCONS)

- ✦ Played in 13 regular-season games (four starts)
- ✦ Set career highs for receptions (16), receiving yards (150) and TD receptions (four)
- ✦ Led the NFL in receiving TDs per target (min. 20 targets), scoring TDs on 19.0 percent of his targets
- ✦ Recorded TD receptions in Week 6 vs. San Francisco, Week 12 at Washington, Week 13 vs. Pittsburgh and Week 18 vs. Tampa Bay

2021 (TITANS)

- ✦ Played in 16 regular-season games (nine starts)
- ✦ Set then career highs for receptions (14), receiving yards (145) and TD receptions (three)
- ✦ Recorded TD receptions in Week 5 at Jacksonville, Week 7 vs. Kansas City and Week 10 vs. New Orleans

2020 (TITANS)

- ✦ Played in 11 regular-season games (four starts)
- ✦ Caught five passes for 49 yards (9.8 avg.) and two TDs
- ✦ Recorded TD receptions in Week 1 at Denver and Week 13 vs. Cleveland

2019 (TITANS)

- ✦ Played in 16 regular-season games (10 starts)
- ✦ Caught six passes for 90 yards (15.0 avg.) and one TD

2018 (TITANS)

- ✦ Played in 15 regular-season games (one start)
- ✦ Caught nine passes for 102 yards (11.3 avg.) and one TD

2017 (TEXANS)

- ✦ Played in one regular-season games (no starts)

2016 (BEARS/VIKINGS)

- ✦ Played in four regular-season games (no starts)

2015 (VIKINGS)

- ✦ Played in 16 regular-season games (three starts)
- ✦ Caught 10 passes for 89 yards (8.9 avg.)

TRANSACTIONS

- ✦ Signed a one-year contract with Pittsburgh on Apr. 5, 2024
- ✦ Signed a one-year contract with Atlanta on July 25, 2023
- ✦ Signed to the Falcons active roster on Oct. 18, 2022
- ✦ Signed to the Atlanta practice squad on Aug. 31, 2022
- ✦ Released by the Falcons on Aug. 30, 2022
- ✦ Signed by Atlanta on Aug. 8, 2022
- ✦ Signed to the Tennessee active roster on Sept. 11, 2021
- ✦ Signed to the Titans practice squad on Sept. 3, 2021
- ✦ Released by San Francisco on Aug. 31, 2021
- ✦ Signed a one-year contract with 49ers on June 2, 2021
- ✦ Signed a one-year contract with Tennessee on March 24, 2020
- ✦ Signed to the Titans active roster on Sept. 10, 2018
- ✦ Signed to the Houston practice squad on Sept. 4, 2018
- ✦ Released by the Texans on Sept. 2, 2018
- ✦ Signed to the Houston active roster on Dec. 5, 2017
- ✦ Signed to the Texans practice squad on Sept. 16, 2017
- ✦ Released from the Buffalo practice squad on Sept. 14, 2017
- ✦ Signed to the Bills practice squad on Sept. 4, 2017
- ✦ Released by Chicago on Sept. 2, 2017
- ✦ Signed to the Bears active roster on Dec. 13, 2016
- ✦ Signed to the Minnesota practice squad on Nov. 10, 2016
- ✦ Released by the Vikings on Nov. 8, 2016
- ✦ Selected by the Minnesota Vikings in the fifth round (143rd overall) of the 2015 NFL Draft

PERSONAL

- ✦ Attended Kirkwood H.S. (Kirkwood, Mo.)
- ✦ Named all-conference three times as a defensive end and as a tight end as a senior
- ✦ Played volleyball, track and field and basketball in high school, leading his basketball team to a 2008-09 district title

COMMUNITY

- ✦ Participated in Hometown Huddle where the entire team volunteered and cleaned Anderson Park in Atlanta

COLLEGE

- ✦ Played four seasons at Southern Illinois University (2011-14)
- ✦ Named the best tight end in the history of the Missouri Valley Football Conference as part of the conference's 30-year anniversary
- ✦ Finished his career as the Missouri Valley Football Conference's all-time leader in career receptions (211), receiving yards (2,601) and receiving TDs (25) among tight ends
- ✦ Named a consensus First-Team All-American following the 2013 and 2014 seasons
- ✦ Twice named the CFP's FCS Tight End of the Year (2013, 2014)
- ✦ Holds the Southern Illinois career record for receptions with 221
- ✦ Holds the Southern Illinois single-season record for receptions with 81

MYCOLE PRUITT'S NFL REGULAR SEASON RUSHING/RECEIVING STATISTICS

DATE	TEAM	GP		RECEIVING					RUSHING				
		GS	NO.	YDS.	AVG.	LG	TD	NO.	YDS.	AVG.	LG	TD	
2015	Vikings	16	3	10	89	8.9	32	0	0	0	0.0	0	0
2016	Vikings	2	0	1	7	7.0	7	0	0	0	0.0	0	0
Went from Minnesota to Chicago.													
2016	Bears	2	0	1	6	6.0	6	0	0	0	0.0	0	0
2016	TOTAL	4	0	2	13	6.5	7	0	0	0	0.0	0	0
2017	Bills	0	0	0	0	0.0	0	0	0	0	0.0	0	0
Went from Buffalo to Houston.													
2017	Texans	1	0	0	0	0.0	0	0	0	0	0.0	0	0
2017	TOTAL	1	0	0	0	0.0	0	0	0	0	0.0	0	0
2018	Texans	0	0	0	0	0.0	0	0	0	0	0.0	0	0
Went from Houston to Tennessee.													
2018	Titans	15	1	9	102	11.3	27	1	0	0	0.0	0	0
2018	TOTAL	15	1	9	102	11.3	27	1	0	0	0.0	0	0
2019	Titans	16	10	6	90	15.0	42	1	0	0	0.0	0	0
2020	Titans	11	4	5	49	9.8	22†	2	0	0	0.0	0	0
2021	49ers	0	0	0	0	0.0	0	0	0	0	0.0	0	0
Went from San Francisco to Tennessee.													
2021	Titans	15	8	14	145	10.4	22	3	0	0	0.0	0	0
2021	TOTAL	15	8	14	145	10.4	22	3	0	0	0.0	0	0
2022	Falcons	13	4	16	150	9.4	29	4	0	0	0.0	0	0
2023	Falcons	17	8	9	110	12.2	22	1	0	0	0.0	0	0
NFL TOTALS		108	38	71	748	10.5	42	12	0	0	0.0	0	0

MYCOLE PRUITT'S NFL POSTSEASON RUSHING/RECEIVING STATISTICS

DATE	TEAM	GP		RECEIVING					RUSHING				
		GS	NO.	YDS.	AVG.	LG	TD	NO.	YDS.	AVG.	LG	TD	
2015	Vikings	1	1	2	22	11.0	18	0	0	0	0.0	0	0
2019	Titans	3	1	4	28	7.0	15	0	0	0	0.0	0	0
2020	Titans	1	0	0	0	0.0	0	0	0	0	0.0	0	0
2021	Titans	0	0	0	0	0.0	0	0	0	0	0.0	0	0
NFL TOTALS		5	2	6	50	8.3	18	0	0	0	0.0	0	0

MYCOLE PRUITT'S NFL REGULAR SEASON RETURN STATISTICS

DATE	TEAM	KICKOFF RETURNS					PUNT RETURNS					
		RET.	YDS.	AVG.	LG	TD	NO.	FC	YDS.	AVG.	LG	TD
2015	Vikings	1	12	12.0	12	0	0	0	0	0.0	0	0
2016	Vikings	0	0	0.0	0	0	0	0	0	0.0	0	0
Went from Minnesota to Chicago.												
2016	Bears	0	0	0.0	0	0	0	0	0	0.0	0	0
2016	TOTAL	0	0	0.0	0	0	0	0	0	0.0	0	0
2017	Bills	0	0	0.0	0	0	0	0	0	0.0	0	0
Went from Buffalo to Houston.												
2017	Texans	0	0	0.0	0	0	0	0	0	0.0	0	0
2017	TOTAL	0	0	0.0	0	0	0	0	0	0.0	0	0
2018	Texans	0	0	0.0	0	0	0	0	0	0.0	0	0
Went from Houston to Tennessee.												
2018	Titans	0	0	0.0	0	0	0	0	0	0.0	0	0
2018	TOTAL	0	0	0.0	0	0	0	0	0	0.0	0	0
2019	Titans	0	0	0.0	0	0	0	0	0	0.0	0	0
2020	Titans	0	0	0.0	0	0	0	0	0	0.0	0	0
2021	49ers	0	0	0.0	0	0	0	0	0	0.0	0	0
Went from San Francisco to Tennessee.												
2021	Titans	0	0	0.0	0	0	0	0	0	0.0	0	0
2021	TOTAL	0	0	0.0	0	0	0	0	0	0.0	0	0
2022	Falcons	0	0	0.0	0	0	0	0	0	0.0	0	0
2023	Falcons	0	0	0.0	0	0	0	0	0	0.0	0	0
NFL TOTALS		1	12	12.0	12	0	0	0	0	0.0	0	0

MYCOLE PRUITT'S NFL POSTSEASON RETURN STATISTICS

DATE	TEAM	KICKOFF RETURNS					PUNT RETURNS					
		RET.	YDS.	AVG.	LG	TD	NO.	FC	YDS.	AVG.	LG	TD
2015	Vikings	0	0	0.0	0	0	0	0	0	0.0	0	0
2019	Titans	0	0	0.0	0	0	0	0	0	0.0	0	0
2020	Titans	0	0	0.0	0	0	0	0	0	0.0	0	0
2021	Titans	0	0	0.0	0	0	0	0	0	0.0	0	0
NFL TOTALS		0	0	0.0	0	0	0	0	0	0.0	0	0

SINGLE-GAME HIGHS: RUSHING/RECEIVING

Receptions	4 vs. Arizona Cardinals, Jan 01, 2023 3 vs. Tampa Bay Buccaneers, Jan 08, 2023 ...1 more at 3.	Kickoff Returns	1 at Oakland Raiders, Nov 15, 2015
Receiving Yards	49 vs. Arizona Cardinals, Jan 01, 2023 43 at Seattle Seahawks, Sep 19, 2021	Kickoff Return Yards	12 at Oakland Raiders, Nov 15, 2015
Receiving Average	14.3 at Seattle Seahawks, Sep 19, 2021 12.3 vs. Arizona Cardinals, Jan 01, 2023	Longest Kickoff Return	12 at Oakland Raiders, Nov 15, 2015
Longest Receptions	42 at Oakland Raiders, Dec 08, 2019 32 at Arizona Cardinals, Dec 10, 2015	Special Teams Tackles	1 at New York Jets, Oct 03, 2021 1 at Carolina Panthers, Nov 03, 2019 ...4 more at 1.
Receiving TDs	1 at New York Jets, Dec 03, 2023 1 vs. Tampa Bay Buccaneers, Jan 08, 2023 ...10 more at 1.	Most TDs	2 vs. Cleveland Browns, Dec 06, 2020 1 at New York Jets, Dec 03, 2023 ...10 more at 1.
All-Purpose Yards	49 vs. Arizona Cardinals, Jan 01, 2023 43 at Seattle Seahawks, Sep 19, 2021	Longest Own Fumble Return	3 vs. Cleveland Browns, Dec 06, 2020

SINGLE-GAME HIGHS - POSTSEASON: RECEIVING

Receptions	2 at New England Patriots, Jan 04, 2020 2 vs. Seattle Seahawks, Jan 10, 2016 1 at Kansas City Chiefs, Jan 19, 2020 1 at Baltimore Ravens, Jan 11, 2020	Longest Receptions	18 vs. Seattle Seahawks, Jan 10, 2016 15 at Baltimore Ravens, Jan 11, 2020 9 at Kansas City Chiefs, Jan 19, 2020 4 at New England Patriots, Jan 04, 2020
Receiving Yards	22 vs. Seattle Seahawks, Jan 10, 2016 15 at Baltimore Ravens, Jan 11, 2020 9 at Kansas City Chiefs, Jan 19, 2020 4 at New England Patriots, Jan 04, 2020	All-Purpose Yards	4 vs. Seattle Seahawks, Jan 10, 2016 22 vs. Seattle Seahawks, Jan 10, 2016 15 at Baltimore Ravens, Jan 11, 2020 9 at Kansas City Chiefs, Jan 19, 2020 4 at New England Patriots, Jan 04, 2020

2023 GAME-BY-GAME REGULAR-SEASON STATISTICS (FALCONS)

DATE	OPPONENT	P/S	RECEIVING					RUSHING					W/L	SCORE
			NO.	YDS.	AVG.	LG	TD	NO.	YDS.	AVG.	LG	TD		
09/10	Panthers	S	0	0	0.0	0	0	0	0	0.0	0	0	W	24-10
09/17	Packers	P	0	0	0.0	0	0	0	0	0.0	0	0	W	25-24
09/24	at Lions	S	1	10	10.0	10	0	0	0	0.0	0	0	L	6-20
10/01	at Jaguars	S	0	0	0.0	0	0	0	0	0.0	0	0	L	7-23
10/08	Texans	S	1	22	22.0	22	0	0	0	0.0	0	0	W	21-19
10/15	Commanders	S	1	9	9.0	9	0	0	0	0.0	0	0	L	16-24
10/22	at Buccaneers	P	0	0	0.0	0	0	0	0	0.0	0	0	W	16-13
10/29	at Titans	P	1	3	3.0	3	0	0	0	0.0	0	0	L	23-28
11/05	Vikings	S	0	0	0.0	0	0	0	0	0.0	0	0	L	28-31
11/12	at Cardinals	S	0	0	0.0	0	0	0	0	0.0	0	0	L	23-25
11/26	Saints	P	0	0	0.0	0	0	0	0	0.0	0	0	W	24-15
12/03	at Jets	S	1	20	20.0	20t	1	0	0	0.0	0	0	W	13-8
12/10	Buccaneers	P	2	15	7.5	11	0	0	0	0.0	0	0	L	25-29
12/17	at Panthers	P	0	0	0.0	0	0	0	0	0.0	0	0	L	7-9
12/24	Colts	P	0	0	0.0	0	0	0	0	0.0	0	0	W	29-10
12/31	at Bears	P	1	14	14.0	14	0	0	0	0.0	0	0	L	17-37
01/07	at Saints	P	1	17	17.0	17	0	0	0	0.0	0	0	L	17-48
2023 TOTALS		17-8	9	110	12.2	22	1	0	0	0.0	0	0	7-10	

2022 GAME-BY-GAME REGULAR-SEASON STATISTICS (FALCONS)

DATE	OPPONENT	P/S	RECEIVING					RUSHING					W/L	SCORE
			NO.	YDS.	AVG.	LG	TD	NO.	YDS.	AVG.	LG	TD		
09/11	Saints												L	26-27
09/18	at Rams												L	27-31
09/25	at Seahawks												W	27-23
10/02	Browns												W	23-20
10/09	at Buccaneers												L	15-21
10/16	49ers	P	1	2	2.0	2t	1	0	0	0.0	0	0	W	28-14
10/23	at Bengals	S	0	0	0.0	0	0	0	0	0.0	0	0	L	17-35
10/30	Panthers	P	0	0	0.0	0	0	0	0	0.0	0	0	W	37-34+
11/06	Chargers	P	1	6	6.0	6	0	0	0	0.0	0	0	L	17-20
11/10	at Panthers	P	1	6	6.0	6	0	0	0	0.0	0	0	L	15-25
11/20	Bears	P	1	17	17.0	17	0	0	0	0.0	0	0	W	27-24
11/27	at Commanders	S	2	9	4.5	5	1	0	0	0.0	0	0	L	13-19
12/04	Steelers	S	1	7	7.0	7t	1	0	0	0.0	0	0	L	16-19
12/18	at Saints	S	2	20	10.0	14	0	0	0	0.0	0	0	L	18-21
12/24	at Ravens	P	0	0	0.0	0	0	0	0	0.0	0	0	L	9-17
01/01	Cardinals	P	4	49	12.3	25	0	0	0	0.0	0	0	W	20-19
01/08	Buccaneers	P	3	34	11.3	29	1	0	0	0.0	0	0	W	30-17
2022 TOTALS		12-4	16	150	9.4	29	4	0	0	0.0	0	0	7-10	

+ - Overtime

2021 GAME-BY-GAME REGULAR-SEASON STATISTICS (49ERS/TITANS)

DATE	OPPONENT	P/S	RECEIVING					RUSHING					W/L	SCORE
			NO.	YDS.	AVG.	LG	TD	NO.	YDS.	AVG.	LG	TD		
09/12	at Lions												W	41-33
09/19	at Seahawks	P	3	43	14.3	22	0	0	0	0.0	0	0	W	33-30+
09/26	Colts	P	1	7	7.0	7	0	0	0	0.0	0	0	W	25-16
10/03	at Jets	S	1	14	14.0	14	0	0	0	0.0	0	0	L	24-27+
10/10	at Jaguars	P	1	14	14.0	14t	1	0	0	0.0	0	0	W	37-19
10/18	Bills	P	0	0	0.0	0	0	0	0	0.0	0	0	W	34-31
10/24	Chiefs	P	2	27	13.5	22	1	0	0	0.0	0	0	W	27-3
10/31	at Colts	S	2	22	11.0	14	0	0	0	0.0	0	0	W	34-31+
11/07	at Rams	S	0	0	0.0	0	0	0	0	0.0	0	0	W	28-16
11/14	Saints	S	1	2	2.0	2t	1	0	0	0.0	0	0	W	23-21
11/21	Texans	S	0	0	0.0	0	0	0	0	0.0	0	0	L	13-22
11/28	at Patriots	P	1	10	10.0	10	0	0	0	0.0	0	0	L	13-36
12/12	Jaguars	P	1	5	5.0	5	0	0	0	0.0	0	0	W	20-0
12/19	at Steelers	S	1	1	1.0	1	0	0	0	0.0	0	0	L	13-19
12/23	49ers	S	0	0	0.0	0	0	0	0	0.0	0	0	W	20-17
01/02	Dolphins	S	0	0	0.0	0	0	0	0	0.0	0	0	W	34-3
01/09	at Texans												W	28-25
2021 TOTALS		15-8	14	145	10.4	22	3	0	0	0.0	0	0	13-4	

+ - Overtime

2017 GAME-BY-GAME REGULAR-SEASON STATISTICS (BILLS/TEXANS)

DATE	OPPONENT	P/S	RECEIVING					RUSHING					W/L	SCORE
			NO.	YDS.	AVG.	LG	TD	NO.	YDS.	AVG.	LG	TD		
09/10	Jets												W	21-12
09/14	at Bengals												W	13-9
09/24	at Patriots												L	33-36
10/01	Titans												W	57-14
10/08	Chiefs												L	34-42
10/15	Browns												W	33-17
10/29	at Seahawks												L	38-41
11/05	Colts												L	14-20
11/12	at Rams												L	7-33
11/19	Cardinals												W	31-21
11/27	at Ravens												L	16-23
12/03	at Titans												L	13-24
12/10	49ers	P	0	0	0.0	0	0	0	0	0.0	0	0	L	16-26
12/17	at Jaguars												L	7-45
12/25	Steelers												L	6-34
12/31	at Colts												L	13-22
2017 TOTALS		1-0												5-11

2016 GAME-BY-GAME REGULAR-SEASON STATISTICS (VIKINGS/BEARS)

DATE	OPPONENT	P/S	RECEIVING					RUSHING					W/L	SCORE
			NO.	YDS.	AVG.	LG	TD	NO.	YDS.	AVG.	LG	TD		
09/11	at Titans												W	25-16
09/18	Packers												W	17-14
09/25	at Panthers												W	22-10
10/03	Giants	P	1	7	7.0	7	0	0	0	0.0	0	0	W	24-10
10/09	Texans	P	0	0	0.0	0	0	0	0	0.0	0	0	W	31-13
10/23	at Eagles												L	10-21
10/31	at Bears												L	10-20
11/06	Lions												L	16-22+
11/13	at Redskins												L	20-26
11/20	Cardinals												W	30-24
11/24	at Lions												L	13-16
12/01	Cowboys												L	15-17
12/11	at Jaguars												W	25-16
12/18	Packers												L	27-30
12/24	Redskins	P	0	0	0.0	0	0	0	0	0.0	0	0	L	21-41
01/01	at Vikings	P	1	6	6.0	6	0	0	0	0.0	0	0	L	10-38
2016 TOTALS		4-0	2	13	6.5	7	0	0	0	0.0	0	0	7-9	

+ - Overtime

2015 GAME-BY-GAME REGULAR-SEASON STATISTICS (VIKINGS)

DATE	OPPONENT	P/S	RECEIVING					RUSHING					W/L	SCORE
			NO.	YDS.	AVG.	LG	TD	NO.	YDS.	AVG.	LG	TD		
09/14	at 49ers	P	0	0	0.0	0	0	0	0	0.0	0	0	L	3-20
09/20	Lions	P	0	0	0.0	0	0	0	0	0.0	0	0	W	26-16
09/27	Chargers	P	0	0	0.0	0	0	0	0	0.0	0	0	W	31-14
10/04	at Broncos	P	0	0	0.0	0	0	0	0	0.0	0	0	L	20-23
10/18	Chiefs	P	0	0	0.0	0	0	0	0	0.0	0	0	W	16-10
10/25	at Lions	P	1	13	13.0	13	0	0	0	0.0	0	0	W	28-19
11/01	at Bears	P	2	15	7.5	9	0	0	0	0.0	0	0	W	23-20
11/08	Rams	P	1	6	6.0	6	0	0	0	0.0	0	0	W	21-18+
11/15	at Raiders	S	2	7	3.5	4	0	0	0	0.0	0	0	W	30-14
11/22	Packers	P	1	8	8.0	8	0	0	0	0.0	0	0	L	13-30
11/29	at Falcons	P	0	0	0.0	0	0	0	0	0.0	0	0	W	20-10
12/06	Seahawks	P	1	4	4.0	4	0	0	0	0.0	0	0	L	7-38
12/10	at Cardinals	P	2	36	18.0	32	0	0	0	0.0	0	0	L	20-23
12/20	Bears	S	0	0	0.0	0	0	0	0	0.0	0	0	W	38-17
12/27	Giants	S	0	0	0.0	0	0	0	0	0.0	0	0	W	49-17
01/03	at Packers	P	0	0	0.0	0	0	0	0	0.0	0	0	W	20-13
2015 TOTALS		16-3	10	89	8.9	32	0	0	0	0.0	0	0	11-5	

+ - Overtime

2021 GAME-BY-GAME POSTSEASON STATISTICS (TITANS)

DATE	OPPONENT	P/S	RECEIVING					RUSHING					W/L	SCORE
			NO.	YDS.	AVG.	LG	TD	NO.	YDS.	AVG.	LG	TD		
01/22	Bengals												L	16-19
2021 TOTALS		0-0	0	0	0.0	0	0	0	0	0.0	0	0	0-1	

2020 GAME-BY-GAME POSTSEASON STATISTICS (TITANS)

DATE	OPPONENT	P/S	RECEIVING					RUSHING					W/L	SCORE
			NO.	YDS.	AVG.	LG	TD	NO.	YDS.	AVG.	LG	TD		
01/10	Ravens	P	0	0	0.0	0	0	0	0	0.0	0	0	L	13-20
2020 TOTALS		1-0	0	0	0.0	0	0	0	0	0.0	0	0	0-1	

2019 GAME-BY-GAME POSTSEASON STATISTICS (TITANS)

DATE	OPPONENT	P/S	RECEIVING					RUSHING					W/L	SCORE
			NO.	YDS.	AVG.	LG	TD	NO.	YDS.	AVG.	LG	TD		
01/04	at Patriots	P	2	4	2.0	4	0	0	0	0.0	0	0	W	20-13
01/11	at Ravens	S	1	15	15.0	15	0	0	0	0.0	0	0	W	28-12
01/19	at Chiefs	P	1	9	9.0	9	0	0	0	0.0	0	0	L	24-35
2019 TOTALS		3-1	4	28	7.0	15	0	0	0	0.0	0	0	2-1	

2015 GAME-BY-GAME POSTSEASON STATISTICS (VIKINGS)

DATE	OPPONENT	P/S	RECEIVING					RUSHING					W/L	SCORE
			NO.	YDS.	AVG.	LG	TD	NO.	YDS.	AVG.	LG	TD		
01/10	Seahawks	S	2	22	11.0	18	0	0	0	0.0	0	0	L	9-10
2015 TOTALS		1-1	2	22	11.0	18	0	0	0	0.0	0	0	0-1	



PATRICK ^{LB} QUEEN

HEIGHT: 6-0
WEIGHT: 230
COLLEGE: LSU
BORN: August 13, 1999

HOW ACQUIRED: FA '24
NFL EXPERIENCE: 5th year
BIRTHPLACE: Ventress, LA



PRO CAREER

- ✦ Has played in 67 games (67 starts) in his five-year career with Baltimore (2020-23) and Pittsburgh (2024)
- ✦ Has registered 453 tackles (296 solo), 37 tackles for loss, 33 quarterback hits, 13.5 sacks, 15 passes defended, five forced fumbles, six fumble recoveries and four interceptions
- ✦ Has played in five postseason games (four starts) and registered 23 tackles (19 solo), two quarterback hits and one tackle for loss
- ✦ Earned first-career Pro Bowl nod and second-team All-Pro honors in 2023
- ✦ Only player in the NFL with at least 450 tackles, 30 tackles for loss, 15 passes defended, 10.0 sacks, six fumble recoveries, five forced fumbles and four interceptions since entering the League in 2020
- ✦ One of four active players in the NFL with at least 450 tackles, 30 tackles for loss, 15 passes defended, 10.0 sacks, six fumble recoveries, five forced fumbles and four interceptions (Harrison Smith, C.J. Mosley and Tyrann Mathieu)
- ✦ Ranks 14th in tackles, t-15th in tackles for loss and t-11th in interceptions among active linebackers since entering the League in 2020
- ✦ Has eclipsed 100+ tackles and nine tackles for loss three different times (2020, 2022, 2023)
- ✦ Named Associated Press Defensive Rookie of the Year in 2020
- ✦ Made NFL debut and starting debut in Week 1 of 2020 (vs. Cleveland)

HONORS

- ✦ Associated Press second-team All-Pro (2023)
- ✦ Pro Bowler (2023)
- ✦ Ravens "Media Good Guy," as voted on by local media (2022)
- ✦ PFWA All-Rookie Team (2020)
- ✦ AFC Defensive Player of the Week (Week 5, 2020)

2023 (RAVENS)

- ✦ Started all 17 regular-season games, registering a career-high 133 tackles, nine tackles for loss, 3.5 sacks, six QB hits, one interception, one forced fumble, one fumble recovery and six passes defended, en route to his first-career Pro Bowl nod and second-team All-Pro honors
- ✦ Teamed up with ILB Roquan Smith (158) to become the first duo in Ravens history to post 130+ tackles each in a season
- ✦ Helped the Baltimore defense become the first unit in NFL history to lead the league in scoring (16.5), sacks (60) and takeaways (31)
- ✦ Recorded eight tackles (seven solo) and one QB hits in the AFC Championship vs. Kansas City, helping hold the Chiefs to just 98 total yards and zero points in the second half
- ✦ Posted seven tackles (two solo), one interception (21-yard return) and one pass defended in the 33-19 victory in Week 16 at San Francisco
- ✦ Recorded a team-high 11 tackles (nine solo) in the 34-20 win in Week 11 vs. Cincinnati, helping the defense hold the Bengals to 2-of-11 (18.2%) on third down
- ✦ Registered a team-high equaling 11 tackles (nine solo), including one tackle for loss, in the 31-24 victory in Week 8 at Arizona
- ✦ Recorded an 11-yard sack on fourth down – forcing a turnover on downs and ending Houston's opening possession – as well as 11 tackles (three solo), one QB hit, one tackle for loss and one pass defended in the 25-9 season-opening victory
- ✦ Permitted just one rushing first down, while limiting the Texans to 7-of-18 (38.9%) on third down and 1-of-4 (25%) on fourth down

2022 (RAVENS)

- ✦ Started all 17 regular-season games, registering then-career highs in tackles (117) – also a team-high – sacks (5.0), QB hits (14), interceptions (two) and passes defended (six), while adding one forced fumble and one fumble recovery
- ✦ Joined Ray Lewis (eight times) and C.J. Mosley (three times) as the only Ravens defenders to record multiple seasons with at least 100 tackles, one forced fumble and one fumble recovery (also in 2020)
- ✦ Helped Baltimore's defense rank in the Top 5 in four categories: No. 3 in points allowed per game (18.5), No. 3 in defensive red zone TD% (46.4), No. 3 in rushing yards per game (92.1) and No. 4 in third-down efficiency (34.9%)
- ✦ Became NFL's first defender to post a least 5.0 sacks, one interception, one forced fumble and one fumble recovery this season
- ✦ Recorded a game- and season-high 12 tackles (nine solo), including one tackle for loss and a half-sack, in the 13-3 win in Week 11 vs. Carolina
- ✦ Baltimore's defense permitted season lows in points (three), total yards (205), rushing yards (36) and yards per play (3.8), while registering 4.0 sacks and three takeaways (two interceptions and one fumble recovery)
- ✦ Registered a season-high 11 tackles (seven solo) and three tackles for loss, including 1.0 sack, helping limit the Browns to 2-of-11 (18.2%) on third down in the 23-20 win in Week 7
- ✦ Recorded five tackles (four solo) and a team- and career-high three QB hits in Week 4 vs. Buffalo
- ✦ Baltimore's defense limited the Bills – who entered the contest No. 3 in scoring (30.3 ppg) and No. 1 on third down (61.0%) – to 23 points and 4-of-11 (36.4%) on third-down conversion opportunities
- ✦ Registered nine tackles (five solo) and a team-high and career single-game-best three QB hits, including a half-sack sack, in the 24-9 season-opening win at N.Y. Jets

2021 (RAVENS)

- ✦ Started all 17 regular-season games, posting a team-high 98 tackles (68 solo), 10 tackles for loss, 2.0 sacks, three QB hits, one pass defended, one forced fumble and one fumble recovery
- ✦ Helped Baltimore rank No. 1 in run defense (84.5 ypg)
- ✦ Registered a team-high nine tackles, one tackle for loss and one pass defended in Week 16 vs. Cincinnati
- ✦ Recorded at least one tackle for loss in five straight games (Week 7, 9-12)
- ✦ Tied a career-high and team-high 13 tackles (11 solo) in Week 15 vs. Green Bay
- ✦ Posted a team-high eight tackles (all solo), including two tackles for loss, and one fumble recovery in the 16-10 win in Week 12 vs. Cleveland, as Baltimore limited the Browns to a season-low 40 rushing yards
- ✦ Registered a team-high eight tackles (seven solo) in the 36-35 win in Week 2 vs. Kansas City
- ✦ Produced a team-leading nine tackles and 1.0 sack (-13 yards) in Week 1 at Las Vegas

2020 (RAVENS)

- Started all 16 regular-season games in which he played in as a rookie, posting a team-high 105 tackles (65 solo), 3.0 sacks, nine tackles for loss, 10 QB hits, two forced fumbles, two fumble recoveries, one interception and one pass defended
- Returned one of his fumble recoveries 53 yards for a TD
- First rookie since at least 2000 (when data became available) to record at least 100 tackles (105), 2.0 sacks (3), one forced fumbles (two) and one defensive TD (one)
- Helped Baltimore's defense rank No. 2 in both points allowed (18.9) and third-down efficiency (34.0%), also posting an NFL-high 25 forced fumbles
- Earned PFWA All-Rookie honors
- Made his postseason debut in the 20-13 Wild Card Playoff win at Tennessee
- Registered two solo tackles and one QB hit, helping limit Tennessee to 4-of-12 (33%) on third down and hold Derrick Henry to 40 rushing yards on 18 carries (2.2 ypc)
- Recorded six tackles (four solo), 1.0 sack, a team-high three tackles for loss and two QB hits in the 40-14 win in Week 15 vs. Jacksonville
- Registered five tackles (three solo) and his first-career interception vs. Dallas in Week 13
- Tallied a team-high nine tackles (five solo), including one tackle for loss, in Week 10 at New England
- Earned AFC Defensive Player of the Week Honors after a standout performance in which he tied for the team lead with nine tackles (six solo) and recorded 1.0 sack, one forced fumble and two fumble recoveries, including a 52-yard return for TD, in the 27-3 win in Week 5 vs. Cincinnati
- Second Ravens rookie to record a sack, forced fumble and fumble recovery in a game, joining OLB Terrell Suggs, who accomplished the feat three times during his 2003 Defensive Rookie of the Year campaign
- Second NFL defender since 1987 to post nine-plus tackles, at least two fumble recoveries, 1.0 sack and one defensive TD in a game (Demeco Ryans)
- Registered a career-high 12 tackles (nine solo) and three tackles for loss in the 31-17 win in Week 4 at Washington
- His three tackles for loss are the highest output by a Ravens' rookie since LB C.J. Mosley (three at New Orleans in Week 11 of 2014)
- At 21 years, 1 month, became the second-youngest Raven ever to start a game (Jamal Lewis in 2000; 21 years, 18 days), in the season-opening win vs. Cleveland

TRANSACTIONS

- Signed a three-year contract with Pittsburgh on March 14, 2020
- Signed a four-year contract with Baltimore on July 22, 2020
- Drafted by the Ravens in the first round (28th overall) of the 2020 NFL Draft

PERSONAL

- Father, Wayne, played CB at Nicholls State
- Following LSU's National Championship victory, the town of New Road, La., held a parade for Queen and presented him with a key to the city (2020)
- Honored along with good friend and former high school teammate Stephen Guidry, who attended Mississippi State and was signed as an undrafted free agent by the Dallas Cowboys
- Player he most enjoys facing in the NFL is former LSU teammate and current Bengals QB Joe Burrow, who was selected No. 1 overall in the 2020 draft
- Standout high school baseball player (left fielder) and considered walking on to LSU's baseball team
- Pre-game ritual is to listen to Phil Collins' "In the Air Tonight" just prior to walking out on the field
- Spent many summers training with his father, who would have Patrick do sled pulls on a Mississippi River levee
- Majored in sport administration at LSU
- Was a four-year starter for Livonia (LA) H.S., playing both LB and RB
- Tabbed as a finalist for the 2016 Warrick Dunn Award, which is presented to the high school Player of the Year in the Baton Rouge area
- A 3A state champ and 2015 All-State selection, he totaled 1,487 rushing yards and 19 TDs
- Also finished with 66 tackles, seven tackles for loss and six passes defended
- Racked up 1,731 all-purpose yards his senior season after adding 255 receiving yards
- Was a four-year starter for the baseball team, batting .380 as the team's leadoff hitter and left fielder

COMMUNITY

- Partnered with the United Way of Central Maryland to adopt and provide holiday gifts to a family in need (2022)
- Participated in My Cause My Cleats to benefit Boo2Bullying and raise awareness for bullying (2022)
- Participated in the organization-wide day of service, Caw to Action – a celebration of the NFL's Huddle for 100 initiative (2022)
- Hosts his annual Level Up Football Camp at his alma mater, Livonia (LA) HS (2021-22)
- Supported teammate Anthony Levine Sr.'s 4Every1 Foundation bowling event (2021)
- Partnered with the United Way of Central Maryland to adopt and provide holiday gifts to a family in need (2021)
- Participated in the Ravens' virtual celebration video for students from the Class of 2020

COLLEGE

- In 41 career games (16 starts), posted 131 tackles (59 solo), 17.5 TFL, 4.0 sacks, three passes defended, one interception and one fumble recovery
- In his final season at LSU (2019), tallied a career-high 85 tackles, including 12 tackles for loss and 3.0 sacks
- Helped lead LSU to a 42-25 victory in the 2020 CFP National Championship Game and an undefeated (15-0) season
- Seven of LSU's 15 wins came against teams ranked in the Top 10
- Helped LSU produce the country's sixth-best third-down defense (29.6%) and rank 31st in total defense (343.5 ypg allowed) in 2019
- A versatile linebacker who was mentored in 2018 by LSU All-American and Butkus Award winner Devin White, who currently plays for Tampa Bay
- Was named Defensive MVP of the 2020 CFP National Championship Game

PATRICK QUEEN'S NFL REGULAR SEASON DEFENSIVE STATISTICS

DATE	TEAM	GP	GS	TK	S	TACKLES					INTERCEPTIONS					O. FUMBLE					ST			MISC									
						TFL	YDS	SK	YDS	QBH	NO	YDS	LG	TD	PD	FF	FR	TD	YDS	TK	S	A	FF	FR	S	A							
2020	Ravens	16	16	105	65	40	9	19	3.0	17.0	10	1	0	0	0	2	2	2	1	53	1	1	0	0	0	0	0	0	0	0	0	0	
2021	Ravens	17	17	98	68	30	10	37	2.0	19.0	3	0	0	0	0	1	1	1	0	0	0	0	0	0	0	0	0	0	0	0	0	0	
2022	Ravens	17	17	117	79	38	9	31	5.0	24.5	14	2	11	11	0	6	1	2	0	5	0	0	0	0	0	0	0	0	0	0	0	0	
2023	Ravens	17	17	133	84	49	9	44	3.5	35.0	6	1	21	21	0	6	1	1	0	0	0	0	0	0	0	0	0	0	0	0	0	0	
NFL TOTALS		67	67	453	296	157	37	131	13.5	95.5	33	4	32	21	0	15	5	6	1	58	1	1	0	0	0	0	0	0	0	0	0	0	0

PATRICK QUEEN'S NFL POSTSEASON DEFENSIVE STATISTICS

DATE	TEAM	GP	GS	TACKLES							INTERCEPTIONS				O. FUMB				ST				MISC			
				TK	S	A	TFL	YDS	SK	YDS	QBH	NO	YDS	LG	TD	PD	FF	FR	TD	YDS	TK	S	A	FF	FR	S
2020	Ravens	2	1	4	3	1	0	0	0.0	0.0	1	0	0	0	0	0	0	0	0	0	0	0	0	0	0	0
2022	Ravens	1	1	6	4	2	1	0	0.0	0.0	0	0	0	0	0	0	0	0	0	0	0	0	0	0	0	
2023	Ravens	2	2	13	12	1	0	0	0.0	0.0	1	0	0	0	0	0	0	0	0	0	0	0	0	0	0	
NFL TOTALS		5	4	23	19	4	1	0	0.0	0.0	2	0	0	0	0	0	0	0	0	0	0	0	0	0	0	

SINGLE-GAME HIGHS: DEFENSIVE

Total Tackles	13 vs. Green Bay Packers, Dec 19, 2021 12 vs. Indianapolis Colts, Sep 24, 2023 ...2 more at 12.	Fumble Recoveries	2 vs. Cincinnati Bengals, Oct 11, 2020 1 at Jacksonville Jaguars, Dec 17, 2023 ...3 more at 1.
Solo Tackles	11 vs. Green Bay Packers, Dec 19, 2021 9 vs. Cincinnati Bengals, Nov 16, 2023 ...3 more at 9.	Tackles For Loss	3 at Cleveland Browns, Oct 01, 2023 3 vs. Cleveland Browns, Oct 23, 2022 ...2 more at 3.
Sacks	1.0 at Tennessee Titans, Oct 15, 2023 1.0 at Cleveland Browns, Oct 01, 2023 ...9 more at 1.0.	Interceptions	1 at San Francisco 49ers, Dec 25, 2023 1 at Pittsburgh Steelers, Dec 11, 2022 ...2 more at 1.
Passes Defensed	1 vs. Miami Dolphins, Dec 31, 2023 1 at San Francisco 49ers, Dec 25, 2023 ...13 more at 1.	Special Teams Tackles	1 at Pittsburgh Steelers, Dec 02, 2020
Forced Fumbles	1 at Los Angeles Chargers, Nov 26, 2023 1 at New York Giants, Oct 16, 2022 ...3 more at 1.	Longest Opp Fumble Return	53 vs. Cincinnati Bengals, Oct 11, 2020 5 vs. Atlanta Falcons, Dec 24, 2022

SINGLE-GAME HIGHS - POSTSEASON: DEFENSIVE

Total Tackles	8 vs. Kansas City Chiefs, Jan 28, 2024 6 at Cincinnati Bengals, Jan 15, 2023 5 vs. Houston Texans, Jan 20, 2024 2 at Buffalo Bills, Jan 16, 2021 2 at Tennessee Titans, Jan 10, 2021	Tackles For Loss	1 at Cincinnati Bengals, Jan 15, 2023
Solo Tackles	7 vs. Kansas City Chiefs, Jan 28, 2024 5 vs. Houston Texans, Jan 20, 2024 4 at Cincinnati Bengals, Jan 15, 2023 2 at Tennessee Titans, Jan 10, 2021 1 at Buffalo Bills, Jan 16, 2021		

2023 GAME-BY-GAME REGULAR-SEASON STATISTICS (RAVENS)

DATE	OPPONENT	P/S	TACKLES							INTERCEPTIONS				O. FUMB				ST				MISC		W/L	SCORE			
			TK	S	A	SK	YDS	TFL	YDS	QBH	NO	YDS	LG	TD	PD	FF	FR	TD	YDS	TK	S	A	FF			FR	S	A
09/10	Texans	S	11	3	8	1.0	11.0	1	11	1	0	0	0	0	1	0	0	0	0	0	0	0	0	0	0	0	W	25-9
09/17	at Bengals	S	8	5	3	0.0	0.0	0	0	1	0	0	0	0	0	0	0	0	0	0	0	0	0	0	0	0	W	27-24
09/24	Colts	S	12	7	5	0.0	0.0	0	0	0	0	0	0	0	0	0	0	0	0	0	0	0	0	0	0	L	19-22+	
10/01	at Browns	S	5	4	1	1.0	11.0	3	15	1	0	0	0	0	1	0	0	0	0	0	0	0	0	0	0	W	28-3	
10/08	at Steelers	S	8	2	6	0.5	4.0	0	0	1	0	0	0	0	1	0	0	0	0	0	0	0	0	0	0	L	10-17	
10/15	at Titans	S	9	7	2	1.0	9.0	1	9	1	0	0	0	0	0	0	0	0	0	0	0	0	0	0	0	W	24-16	
10/22	Lions	S	5	5	0	0.0	0.0	0	0	0	0	0	0	0	0	0	0	0	0	0	0	0	0	0	0	W	38-6	
10/29	at Cardinals	S	11	9	2	0.0	0.0	1	1	0	0	0	0	0	0	0	0	0	0	0	0	0	0	0	0	W	31-24	
11/05	Seahawks	S	6	5	1	0.0	0.0	1	4	0	0	0	0	0	0	0	0	0	0	0	0	0	0	0	0	W	37-3	
11/12	Browns	S	9	6	3	0.0	0.0	0	0	0	0	0	0	0	0	0	0	0	0	0	0	0	0	0	0	L	31-33	
11/16	Bengals	S	11	9	2	0.0	0.0	0	0	0	0	0	0	0	0	0	0	0	0	0	0	0	0	0	0	W	34-20	
11/26	at Chargers	S	7	5	2	0.0	0.0	1	4	0	0	0	0	0	1	1	0	0	0	0	0	0	0	0	0	W	20-10	
12/10	Rams	S	6	3	3	0.0	0.0	0	0	0	0	0	0	0	0	0	0	0	0	0	0	0	0	0	0	W	37-31+	
12/17	at Jaguars	S	4	3	1	0.0	0.0	0	0	0	0	0	0	0	0	1	0	0	0	0	0	0	0	0	0	W	23-7	
12/25	at 49ers	S	7	2	5	0.0	0.0	0	0	1	1	21	21	0	1	0	0	0	0	0	0	0	0	0	0	W	33-19	
12/31	Dolphins	S	6	3	3	0.0	0.0	1	0	0	0	0	0	0	1	0	0	0	0	0	0	0	0	0	0	W	56-19	
01/06	Steelers	S	8	6	2	0.0	0.0	0	0	0	0	0	0	0	0	0	0	0	0	0	0	0	0	0	0	L	10-17	
2023 TOTALS		17-17	133	84	49	3.5	35.0	9	44	6	1	21	21	0	6	1	1	0	0	0	0	0	0	0	0	13-4		

+- Overtime

2022 GAME-BY-GAME REGULAR-SEASON STATISTICS (RAVENS)

DATE	OPPONENT	P/S	TACKLES							INTERCEPTIONS				O. FUMB			ST			MISC		W/L	SCORE				
			TK	S	A	SK	YDS	TFL	YDS	QBH	NO	YDS	LG	TD	PD	FF	FR	TD	YDS	TK	S			A	FF	FR	S
09/11	at Jets	S	9	5	4	0.5	2.5	0	0	3	0	0	0	0	0	0	0	0	0	0	0	0	0	0	0	W	24-9
09/18	Dolphins	S	5	4	1	0.0	0.0	0	0	0	0	0	0	0	0	0	0	0	0	0	0	0	0	0	0	L	38-42
09/25	at Patriots	S	5	4	1	1.0	7.0	1	7	1	0	0	0	0	1	0	0	0	0	0	0	0	0	0	0	W	37-26
10/02	Bills	S	5	4	1	0.0	0.0	1	1	3	0	0	0	0	0	0	0	0	0	0	0	0	0	0	0	L	20-23
10/09	Bengals	S	7	5	2	0.0	0.0	0	0	0	1	11	11	0	1	0	0	0	0	0	0	0	0	0	0	W	19-17
10/16	at Giants	S	7	5	2	1.0	0.0	0	0	0	0	0	0	0	0	1	0	0	0	0	0	0	0	0	0	L	20-24
10/23	Browns	S	11	7	4	1.0	5.0	3	14	1	0	0	0	0	0	0	0	0	0	0	0	0	0	0	0	W	23-20
10/27	at Buccaneers	S	4	4	0	0.0	0.0	0	0	0	0	0	0	0	0	0	0	0	0	0	0	0	0	0	0	W	27-22
11/07	at Saints	S	5	5	0	0.0	0.0	0	0	0	0	0	0	0	1	0	0	0	0	0	0	0	0	0	0	W	27-13
11/20	Panthers	S	12	9	3	0.5	4.5	1	3	1	0	0	0	0	0	0	0	0	0	0	0	0	0	0	0	W	13-3
11/27	at Jaguars	S	6	4	2	0.0	0.0	1	3	0	0	0	0	0	1	0	0	0	0	0	0	0	0	0	0	L	27-28
12/04	Broncos	S	9	7	2	0.0	0.0	1	1	0	0	0	0	0	0	0	0	0	0	0	0	0	0	0	0	W	10-9
12/11	at Steelers	S	6	4	2	0.0	0.0	0	0	1	1	0	0	0	1	0	0	0	0	0	0	0	0	0	0	W	16-14
12/17	at Browns	S	6	3	3	0.5	2.5	0	0	1	0	0	0	0	0	0	0	0	0	0	0	0	0	0	0	L	3-13
12/24	Falcons	S	9	1	8	0.5	3.0	0	0	2	0	0	0	0	1	0	1	0	5	0	0	0	0	0	0	W	17-9
01/01	Steelers	S	6	4	2	0.0	0.0	0	0	1	0	0	0	0	0	0	0	0	0	0	0	0	0	0	0	L	13-16
01/08	at Bengals	S	5	4	1	0.0	0.0	1	2	0	0	0	0	0	0	1	0	0	0	0	0	0	0	0	0	L	16-27
2022 TOTALS		17-17	117	79	38	5.0	24.5	9	31	14	2	11	11	0	6	1	2	0	5	0	0	0	0	0	0	10-7	

2021 GAME-BY-GAME REGULAR-SEASON STATISTICS (RAVENS)

DATE	OPPONENT	P/S	TACKLES							INTERCEPTIONS				O. FUMB			ST			MISC		W/L	SCORE				
			TK	S	A	SK	YDS	TFL	YDS	QBH	NO	YDS	LG	TD	PD	FF	FR	TD	YDS	TK	S			A	FF	FR	S
09/13	at Raiders	S	9	6	3	1.0	13.0	1	13	1	0	0	0	0	0	0	0	0	0	0	0	0	0	0	0	L	27-33+
09/19	Chiefs	S	8	7	1	0.0	0.0	0	0	0	0	0	0	0	0	0	0	0	0	0	0	0	0	0	0	W	36-35
09/26	at Lions	S	7	4	3	0.0	0.0	0	0	0	0	0	0	0	0	0	0	0	0	0	0	0	0	0	0	W	19-17
10/03	at Broncos	S	3	2	1	0.0	0.0	1	3	0	0	0	0	0	0	0	0	0	0	0	0	0	0	0	0	W	23-7
10/11	Colts	S	6	4	2	0.0	0.0	1	1	1	0	0	0	0	0	0	0	0	0	0	0	0	0	0	0	W	31-25+
10/17	Chargers	S	3	2	1	0.0	0.0	0	0	0	0	0	0	0	0	0	0	0	0	0	0	0	0	0	0	W	34-6
10/24	Bengals	S	2	1	1	0.0	0.0	1	1	0	0	0	0	0	0	0	0	0	0	0	0	0	0	0	0	L	17-41
11/07	Vikings	S	4	2	2	0.0	0.0	1	8	0	0	0	0	0	0	0	0	0	0	0	0	0	0	0	0	W	34-31+
11/11	at Dolphins	S	5	4	1	1.0	6.0	1	0	1	0	0	0	0	0	1	0	0	0	0	0	0	0	0	0	L	10-22
11/21	at Bears	S	7	4	3	0.0	0.0	1	6	0	0	0	0	0	0	0	0	0	0	0	0	0	0	0	0	W	16-13
11/28	Browns	S	8	8	0	0.0	0.0	2	3	0	0	0	0	0	0	0	1	0	0	0	0	0	0	0	0	W	16-10
12/05	at Steelers	S	6	5	1	0.0	0.0	0	0	0	0	0	0	0	0	0	0	0	0	0	0	0	0	0	0	L	19-20
12/12	at Browns	S	2	1	1	0.0	0.0	0	0	0	0	0	0	0	0	0	0	0	0	0	0	0	0	0	0	L	22-24
12/19	Packers	S	13	11	2	0.0	0.0	0	0	0	0	0	0	0	0	0	0	0	0	0	0	0	0	0	0	L	30-31
12/26	at Bengals	S	9	4	5	0.0	0.0	1	2	0	0	0	0	0	1	0	0	0	0	0	0	0	0	0	0	L	21-41
01/02	Rams	S	2	1	1	0.0	0.0	0	0	0	0	0	0	0	0	0	0	0	0	0	0	0	0	0	0	L	19-20
01/09	Steelers	S	4	2	2	0.0	0.0	0	0	0	0	0	0	0	0	0	0	0	0	0	0	0	0	0	0	L	13-16+
2021 TOTALS		17-17	98	68	30	2.0	19.0	10	37	3	0	0	0	0	1	1	1	0	0	0	0	0	0	0	0	8-9	

+/- Overtime

2020 GAME-BY-GAME REGULAR-SEASON STATISTICS (RAVENS)

DATE	OPPONENT	P/S	TACKLES							INTERCEPTIONS				O. FUMB			ST			MISC		W/L	SCORE				
			TK	S	A	SK	YDS	TFL	YDS	QBH	NO	YDS	LG	TD	PD	FF	FR	TD	YDS	TK	S			A	FF	FR	S
09/13	Browns	S	8	4	4	1.0	7.0	1	7	1	0	0	0	0	0	1	0	0	0	0	0	0	0	0	0	W	38-6
09/20	at Texans	S	9	7	2	0.0	0.0	0	0	1	0	0	0	0	0	0	0	0	0	0	0	0	0	0	0	W	33-16
09/28	Chiefs	S	4	4	0	0.0	0.0	0	0	0	0	0	0	0	0	0	0	0	0	0	0	0	0	0	0	L	20-34
10/04	at Football Team	S	12	9	3	1.0	0.0	3	3	0	0	0	0	0	0	0	0	0	0	0	0	0	0	0	0	W	31-17
10/11	Bengals	S	9	6	3	0.0	6.0	0	0	1	0	0	0	0	0	0	1	2	1	53	0	0	0	0	0	W	27-3
10/18	at Eagles	S	2	2	0	0.0	0.0	0	0	2	0	0	0	0	1	0	0	0	0	0	0	0	0	0	0	W	30-28
11/01	Steelers	S	4	3	1	0.0	0.0	0	0	0	0	0	0	0	0	0	0	0	0	0	0	0	0	0	0	L	24-28
11/08	at Colts	S	4	3	1	0.0	0.0	0	0	0	0	0	0	0	0	0	0	0	0	0	0	0	0	0	0	W	24-10
11/15	at Patriots	S	9	5	4	0.0	0.0	1	2	0	0	0	0	0	0	0	0	0	0	0	0	0	0	0	0	L	17-23
11/22	Titans	S	9	3	6	0.0	0.0	0	0	1	0	0	0	0	0	0	0	0	0	0	0	0	0	0	0	L	24-30+
12/02	at Steelers	S	8	5	3	0.0	0.0	0	0	0	0	0	0	0	0	0	0	0	0	1	1	0	0	0	0	L	14-19
12/08	Cowboys	S	5	3	2	0.0	0.0	0	0	0	1	0	0	0	1	0	0	0	0	0	0	0	0	0	0	W	34-17
12/14	at Browns	S	8	3	5	0.0	0.0	0	0	0	0	0	0	0	0	0	0	0	0	0	0	0	0	0	0	W	47-42
12/20	Jaguars	S	6	4	2	1.0	4.0	3	7	2	0	0	0	0	0	0	0	0	0	0	0	0	0	0	0	W	40-14
12/27	Giants	S	4	2	2	0.0	0.0	0	0	2	0	0	0	0	0	0	0	0	0	0	0	0	0	0	0	W	27-13
01/03	at Bengals	S	4	2	2	0.0	0.0	1	0	0	0	0	0	0	0	0	0	0	0	0	0	0	0	0	0	W	38-3
2020 TOTALS		16-16	105	65	40	3.0	17.0	9	19	10	1	0	0	0	2	2	2	1	53	1	1	0	0	0	0	11-5	

+/- Overtime

2023 GAME-BY-GAME POSTSEASON STATISTICS (RAVENS)

DATE	OPPONENT	P/S	TACKLES							INTERCEPTIONS				O. FUMB			ST			MISC		W/L	SCORE					
			TK	S	A	SK	YDS	TFL	YDS	QBH	NO	YDS	LG	TD	PD	FF	FR	TD	YDS	TK	S			A	FF	FR	S	A
01/20	Texans	S	5	5	0	0.0	0.0	0	0	0	0	0	0	0	0	0	0	0	0	0	0	0	0	0	0	W	34-10	
01/28	Chiefs	S	8	7	1	0.0	0.0	0	0	1	0	0	0	0	0	0	0	0	0	0	0	0	0	0	0	0	L	10-17
2023 TOTALS		2-2	13	12	1	0.0	0.0	0	0	1	0	0	0	0	0	0	0	0	0	0	0	0	0	0	0	0	1-1	

2022 GAME-BY-GAME POSTSEASON STATISTICS (RAVENS)

DATE	OPPONENT	P/S	TACKLES							INTERCEPTIONS				O. FUMB			ST			MISC		W/L	SCORE
			TK	S	A	SK	YDS	TFL	YDS	QBH	NO	YDS	LG	TD	PD	FF	FR						



JOHN^{QB} RHYS PLUMLEE

HEIGHT: 6-0
WEIGHT: 200
COLLEGE: UCF
BORN: January 2, 2001

HOW ACQUIRED: UDFA '24
NFL EXPERIENCE: R
BIRTHPLACE: Hattiesburg, MS

18



PRO CAREER

- ✦ Has yet to make NFL debut

TRANSACTIONS

- ✦ Signed with Pittsburgh as an undrafted rookie free agent on May 8, 2024

PERSONAL

- ✦ Garnered Freshman All-America recognition from The Athletic at all-purpose position as a true freshman in 2019 at Mississippi
- ✦ Named to 247Sports True Freshman All-American team
- ✦ Set Mississippi freshman rushing record with 1,023 yards as well as total TDs with 16 (four passing, 12 rushing)
- ✦ His 1,023 rushing yards shattered the Mississippi record by a quarterback, passing Jeremiah Masoli's 544 rushing yards in 2010
- ✦ Mississippi Class 6A High School Offensive Player of the Year as prep senior in 2018
- ✦ Led Oak Grove to South State Championship and runner-up finish in 2018 state title game
- ✦ Threw for 5,430 yards with 51 TDs and 19 INTs throughout high school career
- ✦ Graduated from UCF in May 2023 with degree in interdisciplinary studies from College of Undergraduate Studies
- ✦ Earned Ole Miss Chancellor's Honor Roll accolades in fall 2019, spring 2020 and fall 2020
- ✦ Garnered Dean's List honors in spring 2021 at Ole Miss
- ✦ Received 2022 AAC All-Academic Team honors

COLLEGE

- ✦ Played three seasons at Mississippi (2019-21) and two seasons at UCF (2022-23)
- ✦ Played in 52 career games (29 at Mississippi and 23 at UCF) with 33 starts (10 at Mississippi and 23 at UCF)
- ✦ Completed 464-of-760 passes (61.1%) for 5,838 yards and 34 TDs
- ✦ Rushed for 2,556 yards on 453 carries (5.6 avg.) and 28 TDs

JOHN RHYS PLUMLEE'S COLLEGE PASSING STATISTICS

DATE	TEAM	GP	GS	ATT.	CMP.	PCT.	YDS	AVG.	TD	INT.	LG	SK	LST
2019	Ole Miss	9	8	150	79	52.7	910	6.1	4	3	41	8	45
2020	Ole Miss	7	1	7	5	71.4	65	9.3	1	0	37	1	2
2021	Ole Miss	13	1	1	1	100.0	6	6.0	0	0	6	0	0
2022	UCF	13	13	346	218	63.0	2,586	7.5	14	8	68	28	141
2023	UCF	13	10	256	161	62.9	2,271	8.9	15	8	86	12	75
TOTALS		55	33	760	464	61.1	5,838	7.7	34	19	86	49	263

JOHN RHYS PLUMLEE'S COLLEGE RUSHING STATISTICS

DATE	TEAM	NO.	YDS.	AVG.	LG	TD
2019	Ole Miss	154	1,023	6.6	75	12
2020	Ole Miss	25	94	3.8	37	0
2021	Ole Miss	9	72	8.0	34	0
2022	UCF	159	862	5.4	67	11
2023	UCF	106	505	4.8	32	5
TOTALS		453	2,556	5.6	75	28

JOHN RHYS PLUMLEE'S COLLEGE PASSING/RUSHING STATISTICS

DATE	TEAM	GP	GS	PASSING										RUSHING				
				ATT.	CMP.	PCT.	YDS	AVG.	TD	INT.	LG	SK	LST	NO.	YDS.	AVG.	LG	TD
2019	Ole Miss	9	8	150	79	52.7	910	6.1	4	3	41	8	45	154	1,023	6.6	75	12
2020	Ole Miss	7	1	7	5	71.4	65	9.3	1	0	37	1	2	25	94	3.8	37	0
2021	Ole Miss	13	1	1	1	100.0	6	6.0	0	0	6	0	9	72	8.0	34	0	0
2022	UCF	13	13	346	218	63.0	2,586	7.5	14	8	68	28	141	159	862	5.4	67	11
2023	UCF	13	10	256	161	62.9	2,271	8.9	15	8	86	12	75	106	505	4.8	32	5
TOTALS		55	33	760	464	61.1	5,838	7.7	34	19	86	49	263	453	2,556	5.6	75	28



ELANDON^{LB} ROBERTS

HEIGHT: 6-1
WEIGHT: 238
COLLEGE: Houston
BORN: April 22, 1994

HOW ACQUIRED: FA '23
NFL EXPERIENCE: 9th year
BIRTHPLACE: Port Arthur, TX

50



PRO CAREER

- ✦ Has played in 123 games (91 starts) in his eight-year NFL career (New England 2016-19; Miami 2020-22; Pittsburgh 2023)
- ✦ Has registered 550 tackles (325 solo), 47 tackles for loss, 29 quarterback hits, 13.5 sacks, 12 passes defended, four forced fumbles, two fumble recoveries, one interception, one interception returned for a touchdown and one receiving touchdown
- ✦ Has played in 12 postseason contests (nine starts) and registered 39 tackles (24 solo), three quarterback hits and one tackle for loss
- ✦ Served as a defensive team captain for four consecutive seasons (2019-22)
- ✦ Two-time Super Bowl champion with New England (LI and LIII)
- ✦ Recipient of the 2021 Ed Block Courage Award (Miami recipient) and 2020 Nat Moore Community Service Award
- ✦ Made NFL debut in Week 2 of 2016 (vs. Miami)
- ✦ Made NFL starting debut in Week 6 of 2016 (vs. Cincinnati)

2023 (STEELERS)

- ✦ Played in 16 regular-season games (15 starts)
- ✦ Registered 101 tackles (68 solo), 2.5 sacks, six quarterback hits, 10 tackles for loss and two passes defended
- ✦ Eclipsed 100 tackles in a season for the second straight year
- ✦ Ranked first on the team in tackles, solo stops and assisted tackles, and second in tackles for loss
- ✦ Registered a career-high 15 tackles (11 solo) in Week 11 at Cleveland; added two tackles for loss
- ✦ Recorded 10 tackles (five solo), two quarterback hits and one tackle for loss in Week 4 at Houston

2022 (DOLPHINS)

- ✦ Started all 17 regular-season games
- ✦ Set career-highs in tackles (104), tackles for loss (10), quarterback hits (six) and sacks (4.5)
- ✦ Ranked first on the team in total tackles, second in tackles for loss and third in solo tackles (65) and sacks
- ✦ Recorded the second multi-sack game of his career with 1.5 sacks in Week 6 vs. Minnesota
- ✦ Registered double-digit tackles in a single game for the second time in his career with 10 in Week 9 at Chicago
- ✦ Eclipsed 100 tackles for the first time in his career in Week 17 at New England

2021 (DOLPHINS)

- ✦ Played in all 17 regular-season games (15 starts)
- ✦ Registered 83 tackles (42 solo), 1.0 sack, one interception, six tackles for loss, four passes defended, two forced fumbles and one interception returned for TD
- ✦ Caught the first interception of his career in Week 3 at Las Vegas and returned it 85 yards for a touchdown, the third-longest interception return of the season
- ✦ Added on a forced fumble at Las Vegas to mark his first multi-turnover game

2020 (DOLPHINS)

- ✦ Played in 13 games (11 starts)
- ✦ Amassed 58 tackles (31 solo), 1.5 sacks, seven tackles for loss, three quarterback hits, one forced fumble and one fumble recovery
- ✦ Returned one kickoff for 13 yards in Week 15 vs. New England
- ✦ Recovered a fumble forced by CB Xavien Howard in the third quarter of the Week 15 victory

2019 (PATRIOTS)

- ✦ Played in all 16 games with three starts
- ✦ Registered 28 tackles (18 solo), 1.0 sack, three quarterback hits, one tackle for loss and one pass defended
- ✦ Helped the defense lead the NFL in fewest total yards allowed per game (275.9) and points allowed per game (14.1)
- ✦ Caught a receiving touchdown for 38 yards in Week 17 vs. Miami, the longest receiving touchdown by a linebacker since the 1970 merger
- ✦ Became just the third defensive player in Patriots history to score an offensive touchdown

2018 (PATRIOTS)

- ✦ Appeared in all 16 regular-season games (11 starts)
- ✦ Recorded 63 tackles (30 solo), six tackles for loss, four passes defended, two quarterback hits and 1.0 sacks
- ✦ Registered seven tackles (six solo) and one tackle for loss in three playoff appearances

2017 (PATRIOTS)

- ✦ Played in 15 regular-season games (14 starts)
- ✦ Amassed 67 tackles (45 solo), four tackles for loss, three quarterback hits, 2.0 sacks, one fumble recovery and one pass defended
- ✦ Set a single-game high in sacks and recorded the first multi-sack game of his career with 2.0 in Week 12 vs. Miami
- ✦ Recorded 15 tackles (seven solo) in three postseason starts

2016 (PATRIOTS)

- ✦ Appeared in 13 games (five starts) as a rookie
- ✦ Registered 44 tackles (25 solo), three quarterback hits, two tackles for loss and one forced fumble
- ✦ Set a single-game high in tackles (11) and forced the first fumble of his career in Week 16 vs. New York Jets
- ✦ Appeared in all three playoff games, starting two, and registered seven tackles (five solo)

TRANSACTIONS

- ✦ Signed a two-year contract with Pittsburgh on Mar. 16, 2023
- ✦ Signed a one-year contract extension with Miami on Mar. 15, 2022
- ✦ Signed a one-year contract with Miami on Mar. 24, 2021
- ✦ Signed a one-year contract with Miami on Mar. 18, 2020
- ✦ Signed a four-year contract with New England on May 7, 2016
- ✦ Drafted by New England in the sixth round (214th overall) of the 2016 NFL Draft

PERSONAL

- ✦ Attended Memorial High School (TX)
- ✦ Named to Fort Arthur News 40th Annual Super Team and the 21-5A all-district first team
- ✦ Also a member of the school's track and field team
- ✦ Son of Stephanie and Eli Roberts

COLLEGE

- ✦ Played in 34 games at Houston (2013-15) after transferring from Morgan State
- ✦ Finished at Houston with 175 tackles (109 solo), 23.5 tackles for loss, 7.0 sacks, six passes defended, two forced fumbles and one interception
- ✦ As a senior, led the nation with 88 solo tackles while ranking fourth nationally and leading The American with 142 total tackles
- ✦ Served as a team captain in 2015
- ✦ 2016 NFLPA Collegiate Bowl Invitee, 2015 Phil Steele's AAC First Team and 2015 All-ACC First Team
- ✦ In 2012, his 107 tackles at Morgan State ranked second in school history and earned him All-MEAC second team honors

ELANDON ROBERTS' NFL REGULAR SEASON DEFENSIVE STATISTICS

DATE	TEAM	GP	GS	TACKLES					INTERCEPTIONS					O. FUMB			ST			MISC							
				TK	S	A	TFL	YDS	SK	YDS	QBH	NO	YDS	LG	TD	PD	FF	FR	TD	YDS	TK	S	A	FF	FR	S	A
2016	Patriots	13	5	44	25	19	2	5	0.0	0.0	3	0	0	0	0	1	0	0	0	1	0	1	0	0	0	0	0
2017	Patriots	15	14	67	45	22	4	16	2.0	13.0	3	0	0	0	1	0	1	0	0	0	0	0	0	0	0	0	
2018	Patriots	16	11	63	30	33	6	18	1.0	7.0	2	0	0	0	4	0	0	0	0	0	2	1	1	0	0	0	
2019	Patriots	16	3	28	18	10	1	11	1.0	11.0	3	0	0	0	1	0	0	0	0	0	1	0	1	0	0	0	
2020	Dolphins	12	10	61	33	28	8	20	1.5	11.5	4	0	0	0	0	1	1	0	0	0	0	0	0	0	0	0	
2021	Dolphins	17	15	83	42	41	6	14	1.0	7.0	2	1	85	85t	1	4	2	0	0	0	0	0	0	0	0	0	
2022	Dolphins	17	17	104	65	39	10	55	4.5	43.0	6	0	0	0	0	0	0	0	0	0	3	3	0	0	0	0	
2023	Steelers	16	15	101	68	33	10	31	2.5	19.5	6	0	0	0	2	0	0	0	0	0	0	0	0	0	0	0	
NFL TOTALS		122	90	551	326	225	47	170	13.5	112.0	29	1	85	85t	1	12	4	2	0	0	0	7	4	3	0	0	0

ELANDON ROBERTS' NFL POSTSEASON DEFENSIVE STATISTICS

DATE	TEAM	GP	GS	TACKLES					INTERCEPTIONS					O. FUMB			ST			MISC						
				TK	S	A	TFL	YDS	SK	YDS	QBH	NO	YDS	LG	TD	PD	FF	FR	TD	YDS	TK	S	A	FF	FR	S
2016	Patriots	3	2	7	5	2	0	0	0.0	0.0	0	0	0	0	0	0	0	0	0	0	0	0	0	0	0	0
2017	Patriots	3	3	15	7	8	0	0	0.0	0.0	0	0	0	0	0	0	0	0	0	0	0	0	0	0	0	0
2018	Patriots	3	1	7	6	1	1	2	0.0	0.0	0	0	0	0	0	0	0	0	0	0	0	0	0	0	0	0
2019	Patriots	1	1	2	1	1	0	0	0.0	0.0	0	0	0	0	0	0	0	0	0	0	0	0	0	0	0	0
2022	Dolphins	1	1	3	2	1	0	0	0.0	0.0	2	0	0	0	0	0	0	0	0	0	0	0	0	0	0	0
2023	Steelers	1	1	5	3	2	0	0	0.0	0.0	1	0	0	0	1	0	0	0	0	0	0	0	0	0	0	0
NFL TOTALS		12	9	39	24	15	1	2	0.0	0.0	3	0	0	0	0	1	0	0	0	0	0	0	0	0	0	0

SINGLE-GAME HIGHS: DEFENSIVE

Total Tackles	15 at Cleveland Browns, Nov 19, 2023 11 vs. New York Jets, Dec 24, 2016	Fumble Recoveries	1 vs. New England Patriots, Dec 20, 2020 1 vs. Carolina Panthers, Oct 01, 2017
Solo Tackles	11 at Cleveland Browns, Nov 19, 2023 8 at Indianapolis Colts, Dec 16, 2023	Tackles For Loss	2 at Cleveland Browns, Nov 19, 2023 2 vs. San Francisco 49ers, Sep 10, 2023 ...4 more at 2.
Sacks	2.0 vs. Miami Dolphins, Nov 26, 2017 1.5 vs. Jacksonville Jaguars, Oct 29, 2023 ...1 more at 1.5.	Interceptions	1 at Las Vegas Raiders, Sep 26, 2021
Passes Defensed	1 vs. New England Patriots, Dec 07, 2023 1 vs. Green Bay Packers, Nov 12, 2023 ...10 more at 1.	Interception Return Yards	85 at Las Vegas Raiders, Sep 26, 2021
Forced Fumbles	1 at Buffalo Bills, Oct 31, 2021 1 at Las Vegas Raiders, Sep 26, 2021 ...2 more at 1.	Special Teams Tackles	2 vs. Houston Texans, Sep 09, 2018 1 at New England Patriots, Jan 01, 2023 ...4 more at 1.

SINGLE-GAME HIGHS - POSTSEASON: DEFENSIVE

Total Tackles 7 vs. Jacksonville Jaguars, Jan 21, 2018
 6 vs. Philadelphia Eagles, Feb 04, 2018
 5 at Buffalo Bills, Jan 15, 2024
 3 at Buffalo Bills, Jan 15, 2023
 3 at Kansas City Chiefs, Jan 20, 2019
 ...2 more at 3.

Passes Defensed 1 at Buffalo Bills, Jan 15, 2024
 Tackles For Loss 1 at Kansas City Chiefs, Jan 20, 2019

Solo Tackles 3 at Buffalo Bills, Jan 15, 2024
 3 at Kansas City Chiefs, Jan 20, 2019
 3 vs. Jacksonville Jaguars, Jan 21, 2018
 2 at Buffalo Bills, Jan 15, 2023
 ...5 more at 2.

2023 GAME-BY-GAME REGULAR-SEASON STATISTICS (STEELERS)

DATE	OPPONENT	P/S	TACKLES							INTERCEPTIONS				O. FUMB			ST			MISC		W/L	SCORE				
			TK	S	A	SK	YDS	TFL	YDS	QBH	NO	YDS	LG	TD	PD	FF	FR	TD	YDS	TK	S			A	FF	FR	S
09/10	49ers	S	8	6	2	0	0	0	0	2	2	0	0	0	0	0	0	0	0	0	0	0	0	0	0	L	7-30
09/18	Browns	S	2	2	0	0	0	0	0	0	0	0	0	0	0	0	0	0	0	0	0	0	0	0	0	W	26-22
09/24	at Raiders	S	3	1	2	0	0	0	0	0	0	0	0	0	0	0	0	0	0	0	0	0	0	0	0	W	23-18
10/01	at Texans	S	10	5	5	0	0	0	1	0	2	0	0	0	0	0	0	0	0	0	0	0	0	0	0	L	6-30
10/08	Ravens	S	8	5	3	0	0	0	0	0	0	0	0	0	0	0	0	0	0	0	0	0	0	0	0	W	17-10
10/22	at Rams	P	3	3	0	0	0	0	0	0	0	0	0	0	0	0	0	0	0	0	0	0	0	0	0	W	24-17
10/29	Jaguars	S	5	4	1	1.5	9.5	1	6	2	0	0	0	0	0	0	0	0	0	0	0	0	0	0	0	L	10-20
11/02	Titans	S	9	4	5	0	0	0	1	1	0	0	0	0	0	0	0	0	0	0	0	0	0	0	0	W	20-16
11/12	Packers	S	8	6	2	0	0	0	1	2	0	0	0	0	1	0	0	0	0	0	0	0	0	0	0	W	23-19
11/19	at Browns	S	15	11	4	0	0	0	2	4	0	0	0	0	0	0	0	0	0	0	0	0	0	0	0	L	10-13
11/26	at Bengals	S	6	4	2	0	0	0	1	6	0	0	0	0	0	0	0	0	0	0	0	0	0	0	0	W	16-10
12/03	Cardinals	S	3	1	2	0	0	0	0	0	0	0	0	0	0	0	0	0	0	0	0	0	0	0	0	L	10-24
12/07	Patriots	S	6	2	4	1	0	10.0	1	10	1	0	0	0	1	0	0	0	0	0	0	0	0	0	0	L	18-21
12/16	at Colts	S	9	8	1	0	0	0	0	0	1	0	0	0	0	0	0	0	0	0	0	0	0	0	0	L	13-30
12/23	Bengals	S	5	5	0	0	0	0	0	0	0	0	0	0	0	0	0	0	0	0	0	0	0	0	0	W	34-11
12/31	at Seahawks	S																								W	30-23
01/06	at Ravens	S	1	1	0	0	0	0	0	0	0	0	0	0	0	0	0	0	0	0	0	0	0	0	0	W	17-10
2023 TOTALS		16-15	101	68	33	2.5	19.5	10	31	6	0	0	0	0	2	0	0	0	0	0	0	0	0	0	0	10-7	

2022 GAME-BY-GAME REGULAR-SEASON STATISTICS (DOLPHINS)

DATE	OPPONENT	P/S	TACKLES							INTERCEPTIONS				O. FUMB			ST			MISC		W/L	SCORE				
			TK	S	A	SK	YDS	TFL	YDS	QBH	NO	YDS	LG	TD	PD	FF	FR	TD	YDS	TK	S			A	FF	FR	S
09/11	Patriots	S	5	3	2	0	0	0	0	0	0	0	0	0	0	0	0	0	0	0	0	0	0	0	0	W	20-7
09/18	at Ravens	S	4	2	2	0	0	0	1	0	0	0	0	0	0	0	0	0	0	0	0	0	0	0	0	W	42-38
09/25	Bills	S	7	3	4	0	0	0	1	0	0	0	0	0	0	0	0	0	0	0	0	0	0	0	0	W	21-19
09/29	at Bengals	S	4	1	3	0	0	0	0	0	0	0	0	0	0	0	0	0	0	0	0	0	0	0	0	L	15-27
10/09	at Jets	S	7	4	3	0	0	0	1	2	0	0	0	0	0	0	0	0	0	0	0	0	0	0	0	L	17-40
10/16	Vikings	S	7	3	4	1.5	10.0	1	8	2	0	0	0	0	0	0	0	0	0	0	0	0	0	0	0	L	16-24
10/23	Steelers	S	3	2	1	0	0	0	0	0	0	0	0	0	0	0	0	0	0	0	0	0	0	0	0	W	16-10
10/30	at Lions	S	8	4	4	0	0	0	0	0	0	0	0	0	0	0	0	0	0	0	0	0	0	0	0	W	31-27
11/06	at Bears	S	10	5	5	0	0	0	0	0	0	0	0	0	0	0	0	0	0	0	0	0	0	0	0	W	35-32
11/13	Browns	S	7	6	1	0	0	0	0	1	0	0	0	0	0	0	0	0	0	0	0	0	0	0	0	W	39-17
11/27	Texans	S	8	7	1	1.0	8.0	1	8	1	0	0	0	0	0	0	0	0	1	1	0	0	0	0	0	W	30-15
12/04	at 49ers	S	4	2	2	0	0	0	1	4	0	0	0	0	0	0	0	0	0	0	0	0	0	0	0	L	17-33
12/11	at Chargers	S	6	6	0	0	0	0	0	0	0	0	0	0	0	0	0	0	0	0	0	0	0	0	0	L	17-23
12/17	at Bills	S	4	4	0	0	0	0	1	3	0	0	0	0	0	0	0	0	1	1	0	0	0	0	0	L	29-32
12/25	Packers	S	7	4	3	1.0	13.0	1	13	1	0	0	0	0	0	0	0	0	0	0	0	0	0	0	0	L	20-26
01/01	at Patriots	S	9	6	3	1.0	12.0	1	12	1	0	0	0	0	0	0	0	0	1	1	0	0	0	0	0	L	21-23
01/08	Jets	S	4	3	1	0	0	0	1	5	0	0	0	0	0	0	0	0	0	0	0	0	0	0	0	W	11-6
2022 TOTALS		17-17	104	65	39	4.5	43.0	10	55	6	0	0	0	0	0	0	0	0	3	3	0	0	0	0	0	9-8	

2021 GAME-BY-GAME REGULAR-SEASON STATISTICS (DOLPHINS)

DATE	OPPONENT	P/S	TACKLES							INTERCEPTIONS				O. FUMB			ST			MISC		W/L	SCORE				
			TK	S	A	SK	YDS	TFL	YDS	QBH	NO	YDS	LG	TD	PD	FF	FR	TD	YDS	TK	S			A	FF	FR	S
09/12	at Patriots	S	2	2	0	0	0	0	0	0	1	0	0	0	0	0	0	0	0	0	0	0	0	0	0	W	17-16
09/19	Bills	P	3	0	3	0	0	0	0	0	0	0	0	0	0	0	0	0	0	0	0	0	0	0	0	L	0-35
09/26	at Raiders	S	6	3	3	0	0	0	0	0	0	1	85	85	1	1	0	0	0	0	0	0	0	0	0	L	28-31+
10/03	Colts	S	6	5	1	0	0	0	0	0	0	0	0	0	0	0	0	0	0	0	0	0	0	0	0	L	17-27
10/10	at Buccaneers	S	3	2	1	0	0	0	1	0	0	0	0	0	0	1	0	0	0	0	0	0	0	0	0	L	17-45
10/17	at Jaguars	P	4	2	2	0	0	0	0	0	0	0	0	0	0	0	0	0	0	0	0	0	0	0	0	L	20-23
10/24	Falcons	S	7	5	2	0	0	0	1	0	0	0	0	0	0	0	0	0	0	0	0	0	0	0	0	L	28-30
10/31	at Bills	S	4	2	2	0	0	0	0	0	0	0	0	0	0	1	0	0	0	0	0	0	0	0	0	L	11-26
11/07	Texans	S	7	3	4	0	0	0	0	0	0	0	0	0	0	0	0	0	0	0	0	0	0	0	0	W	17-9
11/11	Ravens	S	6	2	4	1.0	7.0	1	7	1	0	0	0	0	0	0	0	0	0	0	0	0	0	0	0	W	22-10
11/21	at Jets	S	5	3	2	0	0	0	0	0	0	0	0	0	0	0	0	0	0	0	0	0	0	0	0	W	24-17
11/28	Panthers	S	3	2	1	0	0	0	1	1	0	0	0	0	0	0	0	0	0	0	0	0	0	0	0	W	33-10
12/05	Giants	S	2	2	0	0	0	0	1	5	0	0	0	0	0	1	0	0	0	0	0	0	0	0	0	W	20-9
12/19	Jets	S	6	1	5	0	0	0	0	0	0	0	0	0	0	0	0	0	0	0	0	0	0	0	0	W	31-24
12/27	at Saints	S	7	3	4	0	0	0	0	0	0	0	0	0	0	0	0	0	0	0	0	0	0	0	0	W	20-3
01/02	at Titans	S	7	3	4	0	0	0	1	0	0	0	0	0	0	0	0	0	0	0	0	0	0	0	0	L	3-34
01/09	Patriots	S	5	2	3	0	0	0	0	0	0	0	0	0	0	0	0	0	0	0	0	0	0	0	0	W	33-24
2021 TOTALS		17-15	83	42	41	1.0	7.0	6	14	2	1	85	85	1	4	2	0	0	0	0	0	0	0	0	0	9-8	

+ Overtime

2016 GAME-BY-GAME REGULAR-SEASON STATISTICS (PATRIOTS)

DATE	OPPONENT	P/S	TACKLES						INTERCEPTIONS				O. FUMB			ST			MISC		W/L	SCORE					
			TK	S	A	SK	YDS	TFL	YDS	QBH	NO	YDS	LG	TD	PD	FF	FR	TD	YDS	TK			S	A	FF	FR	S
09/11	at Cardinals																										
09/18	Dolphins	P	1	0	1	0.0	0.0	0	0	1	0	0	0	0	0	0	0	0	0	0	0	0	0	0	0	0	0
09/22	Texans																										
10/02	Bills																										
10/09	at Browns	P	7	6	1	0.0	0.0	1	2	0	0	0	0	0	0	0	0	0	0	0	0	0	0	0	0	0	
10/16	Bengals	S	6	1	5	0.0	0.0	0	0	0	0	0	0	0	0	0	0	0	0	0	0	0	0	0	0	0	
10/23	at Steelers	P	1	1	0	0.0	0.0	0	0	0	0	0	0	0	0	0	0	0	0	0	0	0	0	0	0	0	
10/30	at Bills	S	5	4	1	0.0	0.0	0	0	0	0	0	0	0	0	0	0	0	0	0	0	0	0	0	0	0	
11/13	Seahawks	S	4	1	3	0.0	0.0	0	0	1	0	0	0	0	0	0	0	0	0	0	0	0	0	0	0	0	
11/20	at 49ers	P	1	0	1	0.0	0.0	0	0	0	0	0	0	0	0	0	0	0	0	0	0	0	0	0	0	0	
11/27	at Jets	P	1	1	0	0.0	0.0	1	3	0	0	0	0	0	0	0	0	0	0	0	0	0	0	0	0	0	
12/04	Rams	P	0	0	0	0.0	0.0	0	0	0	0	0	0	0	0	0	0	0	0	0	0	0	0	0	0	0	
12/12	Ravens	P	0	0	0	0.0	0.0	0	0	0	0	0	0	0	0	0	0	0	0	0	0	0	0	0	0	0	
12/18	at Broncos	S	0	0	0	0.0	0.0	0	0	0	0	0	0	0	0	0	0	0	0	0	0	0	0	0	0	0	
12/24	Jets	P	11	5	6	0.0	0.0	0	0	0	0	0	0	0	0	0	0	0	0	0	0	0	0	0	0	0	
01/01	at Dolphins	S	7	6	1	0.0	0.0	0	0	1	0	0	0	0	0	0	0	0	0	0	0	0	0	0	0	0	
2016 TOTALS		13-5	44	25	19	0.0	0.0	2	5	3	0	0	0	0	0	0	1	0	0	0	0	0	0	0	0	14-2	

2023 GAME-BY-GAME POSTSEASON STATISTICS (STEELERS)

DATE	OPPONENT	P/S	TACKLES						INTERCEPTIONS				O. FUMB			ST			MISC		W/L	SCORE				
			TK	S	A	SK	YDS	TFL	YDS	QBH	NO	YDS	LG	TD	PD	FF	FR	TD	YDS	TK			S	A	FF	FR
01/15	at Bills	S	5	3	2	0.0	0.0	0	0	0	1	0	0	0	0	0	0	0	0	0	0	0	0	0	0	0
2023 TOTALS		1-1	5	3	2	0.0	0.0	0	0	0	1	0	0	0	0	0	0	0	0	0	0	0	0	0	0	0-1

2022 GAME-BY-GAME POSTSEASON STATISTICS (DOLPHINS)

DATE	OPPONENT	P/S	TACKLES						INTERCEPTIONS				O. FUMB			ST			MISC		W/L	SCORE				
			TK	S	A	SK	YDS	TFL	YDS	QBH	NO	YDS	LG	TD	PD	FF	FR	TD	YDS	TK			S	A	FF	FR
01/15	at Bills	S	3	2	1	0.0	0.0	0	0	0	2	0	0	0	0	0	0	0	0	0	0	0	0	0	0	0
2022 TOTALS		1-1	3	2	1	0.0	0.0	0	0	0	2	0	0	0	0	0	0	0	0	0	0	0	0	0	0	0-1

2019 GAME-BY-GAME POSTSEASON STATISTICS (PATRIOTS)

DATE	OPPONENT	P/S	TACKLES						INTERCEPTIONS				O. FUMB			ST			MISC		W/L	SCORE				
			TK	S	A	SK	YDS	TFL	YDS	QBH	NO	YDS	LG	TD	PD	FF	FR	TD	YDS	TK			S	A	FF	FR
01/04	Titans	S	2	1	1	0.0	0.0	0	0	0	0	0	0	0	0	0	0	0	0	0	0	0	0	0	0	0
2019 TOTALS		1-1	2	1	1	0.0	0.0	0	0	0	0	0	0	0	0	0	0	0	0	0	0	0	0	0	0	0-1

2018 GAME-BY-GAME POSTSEASON STATISTICS (PATRIOTS)

DATE	OPPONENT	P/S	TACKLES						INTERCEPTIONS				O. FUMB			ST			MISC		W/L	SCORE				
			TK	S	A	SK	YDS	TFL	YDS	QBH	NO	YDS	LG	TD	PD	FF	FR	TD	YDS	TK			S	A	FF	FR
01/13	Chargers	S	3	2	1	0.0	0.0	0	0	0	0	0	0	0	0	0	0	0	0	0	0	0	0	0	0	0
01/20	at Chiefs	P	3	3	0	0.0	0.0	1	2	0	0	0	0	0	0	0	0	0	0	0	0	0	0	0	0	0
02/03	at Rams	P	1	1	0	0.0	0.0	0	0	0	0	0	0	0	0	0	0	0	0	0	0	0	0	0	0	0
2018 TOTALS		3-1	7	6	1	0.0	0.0	1	2	0	0	0	0	0	0	0	0	0	0	0	0	0	0	0	0	3-0

+ - Overtime

2017 GAME-BY-GAME POSTSEASON STATISTICS (PATRIOTS)

DATE	OPPONENT	P/S	TACKLES						INTERCEPTIONS				O. FUMB			ST			MISC		W/L	SCORE				
			TK	S	A	SK	YDS	TFL	YDS	QBH	NO	YDS	LG	TD	PD	FF	FR	TD	YDS	TK			S	A	FF	FR
01/13	Titans	S	2	2	0	0.0	0.0	0	0	0	0	0	0	0	0	0	0	0	0	0	0	0	0	0	0	0
01/21	Jaguars	S	7	3	4	0.0	0.0	0	0	0	0	0	0	0	0	0	0	0	0	0	0	0	0	0	0	0
02/04	Eagles	S	6	2	4	0.0	0.0	0	0	0	0	0	0	0	0	0	0	0	0	0	0	0	0	0	0	0
2017 TOTALS		3-3	15	7	8	0.0	0.0	0	0	0	0	0	0	0	0	0	0	0	0	0	0	0	0	0	0	2-1

2016 GAME-BY-GAME POSTSEASON STATISTICS (PATRIOTS)

DATE	OPPONENT	P/S	TACKLES						INTERCEPTIONS				O. FUMB			ST			MISC		W/L	SCORE				
			TK	S	A	SK	YDS	TFL	YDS	QBH	NO	YDS	LG	TD	PD	FF	FR	TD	YDS	TK			S	A	FF	FR
01/14	Texans	S	3	1	2	0.0	0.0	0	0	0	0	0	0	0	0	0	0	0	0	0	0	0	0	0	0	0
01/22	Steelers	S	2	2	0	0.0	0.0	0	0	0	0	0	0	0	0	0	0	0	0	0	0	0	0	0	0	0
02/05	at Falcons	P	2	2	0	0.0	0.0	0	0	0	0	0	0	0	0	0	0	0	0	0	0	0	0	0	0	0
2016 TOTALS		3-2	7	5	2	0.0	0.0	0	0	0	0	0	0	0	0	0	0	0	0	0	0	0	0	0	0	3-0

+ - Overtime



MARK^{LB} ROBINSON

HEIGHT: 5-11
WEIGHT: 235
COLLEGE: Mississippi
BORN: August 14, 1999

HOW ACQUIRED: D7a'22
NFL EXPERIENCE: 3rd year
BIRTHPLACE: Leesburg, GA

93



PRO CAREER

- ✦ Has played in 21 regular-season games (four starts) in his two-year NFL career (Pittsburgh 2022-23)
- ✦ Made NFL debut in Week 6 of 2022 (vs. Tampa Bay)
- ✦ Made NFL starting debut in Week 17 of 2022 (at Baltimore)

2023 (STEELERS)

- ✦ Played in all 17 regular-season games (two starts)
- ✦ Registered 25 tackles (19 solo), one quarterback hit, one tackle for loss and one forced fumble
- ✦ Had a career-high tying seven tackles (four solo) in Week 13 vs. Arizona
- ✦ Recorded three tackles on special teams

2022 (STEELERS)

- ✦ Played in four regular-season games (no starts)
- ✦ Registered eight tackles (three solo) and one tackle on special teams
- ✦ Had a season-high seven tackles in his first career start in Week 17 at Baltimore

TRANSACTIONS

- ✦ Signed a four-year contract with Pittsburgh on May 13, 2022
- ✦ Drafted by the Steelers in the seventh round (241st overall) of the 2022 NFL Draft

PERSONAL

- ✦ First-Team all-region selection at Lee County High School
- ✦ Son of Sykie Bradwell
- ✦ Full name is Mark Isaiah Robinson
- ✦ Born August 14, 1999

COLLEGE

- ✦ Played in 13 games (nine starts) in his only season at Ole Miss (2021)
- ✦ Registered 92 tackles (42 solo), 8.5 tackles for loss, 3.0 sacks and three QB hits
- ✦ Ranked second on the Rebels in tackles and third in TFLs
- ✦ Played two seasons as a running back at Southeast Missouri (2018-19)
- ✦ Saw action in 25 games and rushed for 909 yards and 14 TDs
- ✦ Played one season as a running back at Presbyterian College (2017)
- ✦ Saw action in all 11 games and made two starts as a freshman
- ✦ Gained 332 yards and led the team with five rushing TDs on 75 carries
- ✦ Named Big South Freshman of the Week after rushing for 86 yards and two TDs against Campbell

MARK ROBINSON'S NFL REGULAR SEASON DEFENSIVE STATISTICS

DATE	TEAM	GP	GS	TACKLES							INTERCEPTIONS					O. FUMB			ST				MISC.			
				TK	S	A	TFL	YDS	SK	YDS	QBH	NO	YDS	LG	TD	PD	FF	FR	TD	YDS	TK	S	A	FF	FR	S
2022	Steelers	4	2	8	3	5	0	0	0.0	0.0	0	0	0	0	0	0	0	0	0	1	0	1	0	0	0	0
2023	Steelers	17	2	25	19	6	1	8	1.0	8.0	1	0	0	0	0	1	0	0	0	5	3	2	0	0	0	0
NFL TOTALS		21	4	33	22	11	1	8	1.0	8.0	1	0	0	0	0	1	0	0	0	6	3	3	0	0	0	0

MARK ROBINSON'S NFL POSTSEASON DEFENSIVE STATISTICS

DATE	TEAM	GP	GS	TACKLES							INTERCEPTIONS					O. FUMB			ST				MISC.			
				TK	S	A	TFL	YDS	SK	YDS	QBH	NO	YDS	LG	TD	PD	FF	FR	TD	YDS	TK	S	A	FF	FR	S
2023	Steelers	1	0	5	3	2	0	0	0.0	0.0	0	0	0	0	0	0	0	0	0	0	0	0	0	0	0	0
NFL TOTALS		1	0	5	3	2	0	0	0.0	0.0	0	0	0	0	0	0	0	0	0	0	0	0	0	0	0	0

SINGLE-GAME HIGHS: DEFENSIVE

Total Tackles 7 vs. Arizona Cardinals, Dec 03, 2023
7 at Baltimore Ravens, Jan 01, 2023
Solo Tackles 4 at Baltimore Ravens, Jan 06, 2024
4 vs. Arizona Cardinals, Dec 03, 2023
Sacks 1.0 at Baltimore Ravens, Jan 06, 2024

Forced Fumbles 1 at Baltimore Ravens, Jan 06, 2024
Tackles For Loss 1 at Baltimore Ravens, Jan 06, 2024
Special Teams Tackles 2 at Las Vegas Raiders, Sep 24, 2023
1 vs. Arizona Cardinals, Dec 03, 2023
...3 more at 1.

SINGLE-GAME HIGHS - POSTSEASON: DEFENSIVE

Total Tackles

5 at Buffalo Bills, Jan 15, 2024

Solo Tackles

3 at Buffalo Bills, Jan 15, 2024

2023 GAME-BY-GAME REGULAR-SEASON STATISTICS (STEELERS)

DATE	OPPONENT	P/S	TACKLES							INTERCEPTIONS					O. FUMB			ST			MISC		W/L	SCORE				
			TK	S	A	SK	YDS	TFL	YDS	QBH	NO	YDS	LG	TD	PD	FF	FR	TD	YDS	TK	S	A			FF	FR	S	A
09/10	49ers	P	0	0	0	0.0	0.0	0	0	0	0	0	0	0	0	0	0	0	0	0	0	0	0	0	0	0	L	7-30
09/18	Browns	P	0	0	0	0.0	0.0	0	0	0	0	0	0	0	0	0	0	0	0	0	0	0	0	0	0	0	W	26-22
09/24	at Raiders	P	2	2	0	0.0	0.0	0	0	0	0	0	0	0	0	0	0	0	0	0	0	0	0	0	0	0	W	23-18
10/01	at Texans	P	0	0	0	0.0	0.0	0	0	0	0	0	0	0	0	0	0	0	0	0	0	0	0	0	0	0	L	6-30
10/08	Ravens	P	0	0	0	0.0	0.0	0	0	0	0	0	0	0	0	0	0	0	0	0	0	0	0	0	0	0	W	17-10
10/22	at Rams	P	0	0	0	0.0	0.0	0	0	0	0	0	0	0	0	0	0	0	0	0	0	0	0	0	0	0	W	24-17
10/29	Jaguars	P	0	0	0	0.0	0.0	0	0	0	0	0	0	0	0	0	0	0	0	0	0	0	0	0	0	0	L	10-20
11/02	Titans	P	0	0	0	0.0	0.0	0	0	0	0	0	0	0	0	0	0	0	0	0	0	0	1	1	0	0	W	20-16
11/12	Packers	P	3	2	1	0.0	0.0	0	0	0	0	0	0	0	0	0	0	0	0	0	0	0	0	0	0	0	W	23-19
11/19	at Browns	P	0	0	0	0.0	0.0	0	0	0	0	0	0	0	0	0	0	0	0	0	0	0	1	0	1	0	L	10-13
11/26	at Bengals	P	0	0	0	0.0	0.0	0	0	0	0	0	0	0	0	0	0	0	0	0	0	0	0	0	0	0	W	16-10
12/03	Cardinals	P	7	4	3	0.0	0.0	0	0	0	0	0	0	0	0	0	0	0	0	0	0	0	1	0	1	0	L	10-24
12/07	Patriots	P	1	1	0	0.0	0.0	0	0	0	0	0	0	0	0	0	0	0	0	0	0	0	0	0	0	0	L	18-21
12/16	at Colts	S	3	3	0	0.0	0.0	0	0	0	0	0	0	0	0	0	0	0	0	0	0	0	0	0	0	0	L	13-30
12/23	Bengals	P	2	2	0	0.0	0.0	0	0	0	0	0	0	0	0	0	0	0	0	0	0	0	0	0	0	0	W	34-11
12/31	at Seahawks	S	2	1	1	0.0	0.0	0	0	0	0	0	0	0	0	0	0	0	0	0	0	0	0	0	0	0	W	30-23
01/06	at Ravens	P	5	4	1	1.0	8.0	1	8	1	0	0	0	0	0	1	0	0	0	0	0	0	0	0	0	0	W	17-10
2023 TOTALS		17-2	25	19	6	1.0	8.0	1	8	1	0	0	0	0	0	1	0	0	0	0	0	5	3	2	0	0	0	10-7

2022 GAME-BY-GAME REGULAR-SEASON STATISTICS (STEELERS)

DATE	OPPONENT	P/S	TACKLES							INTERCEPTIONS					O. FUMB			ST			MISC		W/L	SCORE					
			TK	S	A	SK	YDS	TFL	YDS	QBH	NO	YDS	LG	TD	PD	FF	FR	TD	YDS	TK	S	A			FF	FR	S	A	
09/11	at Bengals																										W	23-20+	
09/18	Patriots																										L	14-17	
09/22	at Browns																										L	17-29	
10/02	Jets																										L	20-24	
10/09	at Bills																										L	3-38	
10/16	Buccaneers	P	0	0	0	0.0	0.0	0	0	0	0	0	0	0	0	0	0	0	0	0	0	0	0	0	0	0	W	20-18	
10/23	at Dolphins																										L	10-16	
10/30	at Eagles																										L	13-35	
11/13	Saints																										W	20-10	
11/20	Bengals																										L	30-37	
11/28	at Colts																										W	24-17	
12/04	at Falcons																										W	19-16	
12/11	Ravens																										L	14-16	
12/18	at Panthers	P	0	0	0	0.0	0.0	0	0	0	0	0	0	0	0	0	0	0	0	0	0	0	0	0	0	0	W	24-16	
12/24	Raiders																										W	13-10	
01/01	at Ravens	S	7	2	5	0.0	0.0	0	0	0	0	0	0	0	0	0	0	0	0	0	0	0	0	0	0	0	W	16-13	
01/08	Browns	S	1	1	0	0.0	0.0	0	0	0	0	0	0	0	0	0	0	0	0	0	0	0	1	0	1	0	W	28-14	
2022 TOTALS		4-2	8	3	5	0.0	0.0	0	0	0	0	0	0	0	0	0	0	0	0	0	0	0	1	0	1	0	0	0	9-8

+ - Overtime

2023 GAME-BY-GAME POSTSEASON STATISTICS (STEELERS)

DATE	OPPONENT	P/S	TACKLES							INTERCEPTIONS					O. FUMB			ST			MISC		W/L	SCORE					
			TK	S	A	SK	YDS	TFL	YDS	QBH	NO	YDS	LG	TD	PD	FF	FR	TD	YDS	TK	S	A			FF	FR	S	A	
01/15	at Bills	P	5	3	2	0.0	0.0	0	0	0	0	0	0	0	0	0	0	0	0	0	0	0	0	0	0	0	0	L	17-31
2023 TOTALS		1-0	5	3	2	0.0	0.0	0	0	0	0	0	0	0	0	0	0	0	0	0	0	0	0	0	0	0	0	0	0-1

SINGLE-GAME HIGHS: DEFENSIVE

Total Tackles 3 vs. Tennessee Titans, Nov 02, 2023
Solo Tackles 2 vs. Tennessee Titans, Nov 02, 2023

Passes Defensed 1 vs. Tennessee Titans, Nov 02, 2023

2023 GAME-BY-GAME REGULAR-SEASON STATISTICS (CHIEFS/STEELERS)

DATE	OPPONENT	P/S	TACKLES							INTERCEPTIONS					O. FUMB			ST			MISC		W/L	SCORE				
			TK	S	A	SK	YDS	TFL	YDS	QBH	NO	YDS	LG	TD	PD	FF	FR	TD	YDS	TK	S	A			FF	FR	S	A
09/07	Lions																									L	20-21	
09/17	at Jaguars																									W	17-9	
09/24	Bears																									W	41-10	
10/01	at Jets																									W	23-20	
10/08	at Vikings																									W	27-20	
10/12	Broncos																									W	19-8	
10/22	at Rams																									W	24-17	
10/29	Jaguars																									L	10-20	
11/02	Titans	P	3	2	1	0.0	0.0	0	0	0	0	0	0	0	0	0	0	0	0	0	0	0	0	0	0	0	W	20-16
11/12	Packers																									W	23-19	
11/19	at Browns																									L	10-13	
11/26	at Bengals	P	0	0	0	0.0	0.0	0	0	0	0	0	0	0	0	0	0	0	0	0	0	0	0	0	0	W	16-10	
12/03	Cardinals																									L	10-24	
12/07	Patriots	P	0	0	0	0.0	0.0	0	0	0	0	0	0	0	0	0	0	0	0	0	0	0	0	0	0	L	18-21	
12/16	at Colts																									L	13-30	
12/23	Bengals																									W	34-11	
12/31	at Seahawks																									W	30-23	
01/06	at Ravens																									W	17-10	
2023 TOTALS		3-0	3	2	1	0.0	0.0	0	0	0	0	0	0	0	0	0	0	0	0	0	0	0	0	0	0	0	12-6	

2023 GAME-BY-GAME POSTSEASON STATISTICS (STEELERS)

DATE	OPPONENT	P/S	TACKLES							INTERCEPTIONS					O. FUMB			ST			MISC		W/L	SCORE				
			TK	S	A	SK	YDS	TFL	YDS	QBH	NO	YDS	LG	TD	PD	FF	FR	TD	YDS	TK	S	A			FF	FR	S	A
01/15	at Bills																										L	17-31
2023 TOTALS			0	0	0	0.0	0.0	0	0	0	0	0	0	0	0	0	0	0	0	0	0	0	0	0	0	0	0-1	



JOSIAH ^{CB} SCOTT

HEIGHT: 5-9
WEIGHT: 165
COLLEGE: Michigan State
BORN: April 5, 1999

HOW ACQUIRED: FA '24
NFL EXPERIENCE: 4th year
BIRTHPLACE: Hamilton, OH



PRO CAREER

- ✦ Has played in 39 games (four starts) over his four-year NFL career (Jacksonville 2020; Philadelphia 2021-23; Pittsburgh 2023)
- ✦ Has registered 44 tackles (34 solo), eight passes defended, four tackles for loss, one quarterback hit, two interceptions and 1.0 sack
- ✦ Made NFL debut in Week 7 of 2020 (at L.A. Chargers)
- ✦ Made NFL starting debut in Week 4 of 2022 (Jacksonville)

2023 (EAGLES/STEELERS)

- ✦ Played in four regular-season games (no starts) for Philadelphia
- ✦ Registered one tackle (one solo) and one tackle on special teams
- ✦ Spent time on the Pittsburgh practice squad

2022 (EAGLES)

- ✦ Played in 16 regular-season games (four starts)
- ✦ Registered 24 tackles (17 solo), eight passes defended, two tackles for loss and two interceptions
- ✦ His eight passes defended (career-high) were tied for the third-most on the team
- ✦ Added two tackles on special teams
- ✦ Registered his second interception of the season in Week 17 vs. New Orleans
- ✦ Recorded his first career interception after he picked off QB Aaron Rodgers on Green Bay's opening drive in Week 12

2021 (EAGLES)

- ✦ Played in 13 regular-season games (no starts)
- ✦ Registered eight tackles (six solo), 1.0 sack, one quarterback hit and one tackle for loss

2020 (JAGUARS)

- ✦ Played in six regular-season games (no starts)
- ✦ Registered 11 tackles (10 solo) and one tackle for loss

TRANSACTIONS

- ✦ Signed a Reserve/Future contract with Pittsburgh on Jan. 23, 2024
- ✦ Signed to the Philadelphia practice squad on Nov. 30, 2023
- ✦ Waived by the Eagles on Nov. 28, 2023
- ✦ Signed to the Philadelphia practice squad on Oct. 18, 2023
- ✦ Released from the Steelers practice squad on Sept. 14, 2023
- ✦ Signed with the Pittsburgh practice squad on Aug. 31, 2023
- ✦ Waived by the Eagles on Aug. 29, 2023
- ✦ Traded to Philadelphia from Jacksonville for CB Jameson Houston and 2023 sixth-round pick (208th, Erick Hallett)
- ✦ Signed four-year contract with the Jaguars on July 20, 2020
- ✦ Drafted by Jacksonville in the fourth round (137th overall) of the 2020 NFL Draft

PERSONAL

- ✦ Ranked among the top cornerbacks in the nation by Scout.com (No. 42), Rivals.com (No. 68) and ESPN (No. 80)
- ✦ Rated one of the best players in Ohio by Rivals.com (No. 31), ESPN (No. 39) and 247Sports (No. 46)
- ✦ Named to The Associated Press 2016 Division I All-Ohio Team (special mention)
- ✦ Son of Oliver and Danielle Scott
- ✦ Fourth member of his family to play college football; his brothers Isaiah and Joshua helped Mount Union win a Division III National Championship in 2012; his brother Elijah helped the Purple Raiders to the 2017 Division III National Championship
- ✦ Supported the ALS Association through the NFL's My Cause My Cleats initiative during the 2020-22 seasons
- ✦ The foundation raises critical funds for ALS research and patient services
- ✦ Selected this cause in honor of his best friend's father who battles with the disease

COLLEGE

- ✦ Three-year letterwinner that played in 30 career games, all starting assignments at cornerback, for Michigan State (2017-19)
- ✦ Started all 13 games and earned All-Big Ten honors as a junior in 2019
- ✦ Led the Spartans with a career-high three interceptions, which tied for the second-most in the Big Ten, and recorded a team-best 11 passes defended
- ✦ Finished career tied for 12th in school history with 32 passes defended (seven interceptions, 25 pass break-ups)
- ✦ Recorded 98 tackles, including two for losses (10 yards), forced two fumbles and recovered one fumble
- ✦ Elected to forgo his senior season to enter the 2020 NFL Draft

2021 GAME-BY-GAME REGULAR-SEASON STATISTICS (JAGUARS/EAGLES)

DATE	OPPONENT	P/S	TACKLES					INTERCEPTIONS				O. FUMB			ST			MISC		W/L	SCORE						
			TK	S	A	SK	YDS	TFL	YDS	QBH	NO	YDS	LG	TD	PD	FF	FR	TD	YDS			TK	S	A	FF	FR	S
09/12	at Texans																									L	21-27
09/19	Broncos																									L	13-23
09/26	Cardinals																									L	19-31
09/30	at Bengals																									L	21-24
10/10	Titans																									L	19-37
10/17	Dolphins																									W	23-20
10/24	at Raiders	P	0	0	0	0.0	0.0	0	0	0	0	0	0	0	0	0	0	0	0	0	0	0	0	0	0	L	22-33
10/31	at Seahawks																									L	7-31
11/07	Bills																									W	9-6
11/14	at Colts																									L	17-23
11/21	49ers																									L	10-30
11/28	Falcons																									L	14-21
12/05	at Rams																									L	7-37
12/12	at Titans																									L	0-20
12/19	Texans																									L	16-30
12/26	at Jets																									L	21-26
01/02	at Patriots																									L	10-50
01/09	Colts																									W	26-11
2021 TOTALS		1-0	0	0	0	0.0	0.0	0	0	0	0	0	0	0	0	0	0	0	0	0	0	0	0	0	0	3-15	

2020 GAME-BY-GAME REGULAR-SEASON STATISTICS (JAGUARS)

DATE	OPPONENT	P/S	TACKLES					INTERCEPTIONS				O. FUMB			ST			MISC		W/L	SCORE						
			TK	S	A	SK	YDS	TFL	YDS	QBH	NO	YDS	LG	TD	PD	FF	FR	TD	YDS			TK	S	A	FF	FR	S
09/13	Colts																									W	27-20
09/20	at Titans																									L	30-33
09/24	Dolphins																									L	13-31
10/04	at Bengals																									L	25-33
10/11	at Texans																									L	14-30
10/18	Lions																									L	16-34
10/25	at Chargers	P	1	1	0	0.0	0.0	0	0	0	0	0	0	0	0	0	0	0	0	0	0	0	0	0	0	L	29-39
11/08	Texans																									L	25-27
11/15	at Packers																									L	20-24
11/22	Steelers	P	1	1	0	0.0	0.0	0	0	0	0	0	0	0	0	0	0	0	0	0	0	0	0	0	0	L	3-27
11/29	Browns	P	4	4	0	0.0	0.0	0	0	0	0	0	0	0	0	0	0	0	0	0	0	0	0	0	0	L	25-27
12/06	at Vikings	P	3	2	1	0.0	0.0	0	0	0	0	0	0	0	0	0	0	0	0	0	0	0	0	0	0	L	24-27+
12/13	Titans	P	1	1	0	0.0	0.0	1	2	0	0	0	0	0	0	0	0	0	0	0	0	0	0	0	0	L	10-31
12/20	at Ravens																									L	14-40
12/27	Bears																									L	17-41
01/03	at Colts	P	1	1	0	0.0	0.0	0	0	0	0	0	0	0	0	0	0	0	0	0	0	0	0	0	0	L	14-28
2020 TOTALS		6-0	11	10	1	0.0	0.0	1	2	0	0	0	0	0	0	0	0	0	0	0	0	0	0	0	0	1-15	

+ - Overtime

2023 GAME-BY-GAME POSTSEASON STATISTICS (EAGLES)

DATE	OPPONENT	P/S	TACKLES					INTERCEPTIONS				O. FUMB			ST			MISC		W/L	SCORE						
			TK	S	A	SK	YDS	TFL	YDS	QBH	NO	YDS	LG	TD	PD	FF	FR	TD	YDS			TK	S	A	FF	FR	S
01/15	at Buccaneers																									L	9-32
2023 TOTALS			0	0	0	0.0	0.0	0	0	0	0	0	0	0	0	0	0	0	0	0	0	0	0	0	0	0-1	

2022 GAME-BY-GAME POSTSEASON STATISTICS (EAGLES)

DATE	OPPONENT	P/S	TACKLES					INTERCEPTIONS				O. FUMB			ST			MISC		W/L	SCORE						
			TK	S	A	SK	YDS	TFL	YDS	QBH	NO	YDS	LG	TD	PD	FF	FR	TD	YDS			TK	S	A	FF	FR	S
01/21	Giants	P	1	1	0	0.0	0.0	0	0	0	0	0	0	0	0	0	0	0	0	0	0	0	0	0	0	W	38-7
01/29	49ers																									W	31-7
02/12	Chiefs																									L	35-38
2022 TOTALS		1-0	1	1	0	0.0	0.0	0	0	0	0	0	0	0	0	0	0	0	0	0	0	0	0	0	0	2-1	

2021 GAME-BY-GAME POSTSEASON STATISTICS (EAGLES)

DATE	OPPONENT	P/S	TACKLES					INTERCEPTIONS				O. FUMB			ST			MISC		W/L	SCORE						
			TK	S	A	SK	YDS	TFL	YDS	QBH	NO	YDS	LG	TD	PD	FF	FR	TD	YDS			TK	S	A	FF	FR	S
01/16	at Buccaneers	P	0	0	0	0.0	0.0	0	0	0	0	0	0	0	0	0	0	0	2	2	0	0	0	0	0	L	15-31
2021 TOTALS		1-0	0	0	0	0.0	0.0	0	0	0	0	0	0	0	0	0	0	0	2	2	0	0	0	0	0	0-1	



ISAAC ^{OL} SEUMALO

HEIGHT: 6-4
WEIGHT: 303
COLLEGE: Oregon State
BORN: October 29, 1993

HOW ACQUIRED: FA '23
NFL EXPERIENCE: 9th year
BIRTHPLACE: Corvallis, OR



PRO CAREER

- ✦ Has played in 81 games (60 starts) in his seven-year NFL career with Philadelphia (2016-22)
- ✦ Has started 40 games at left guard, 19 games at right guard and one at right tackle
- ✦ Was a member of the Eagles' Super Bowl LII-winning team in 2017
- ✦ Made NFL debut in Week 9 of 2016 (at New York Giants)
- ✦ Made NFL starting debut in Week 12 of 2016 (vs. Green Bay)

2023 (STEELERS)

- ✦ Started all 17 regular-season games at left guard
- ✦ Did not allow a sack and was whistled for only one penalty all season, according to Pro Football Focus
- ✦ Blocked for RB Najee Harris to run for 1,000-plus yards on the season, including a season-high 122 yards in Week 17 at Seattle
- ✦ Helped a Pittsburgh rush offense rank in the top five after Week 9 in rushes (323, 1st), rush yards (1,452, 2nd), longest rush (74t, 2nd), yards after contact/rush (3.37, 2nd), 10+ yard rushes (39, 4th), first downs by rush (79, 3rd), rush TDs (13, t-2nd), rushes/game (32.3, 2nd), rush yards/game (145.2, 2nd) and 10+ yard rushes/game (3.90, 5th)
- ✦ Part of an offensive line that did not allow a sack in two games and just one sack in four games
- ✦ Played all 1,038 offensive snaps

2022 (EAGLES)

- ✦ Started all 17 games at right guard
- ✦ Supported an offense that scored a franchise-record 57 scrimmage touchdowns and totaled 477 points
- ✦ Set team records in third-down conversion rate (45.9 percent) and red zone touchdown efficiency (67.8 percent)
- ✦ Blocked for an offense that produced 32 rushing touchdowns, which tied for the third-most in NFL history
- ✦ Helped the offense total 363 rushing yards in Week 12 vs. Green Bay, the team's highest single-game total since 1948

2021 (EAGLES)

- ✦ Appeared in 168 snaps over three starts at left guard
- ✦ Allowed zero sacks and zero quarterback hits prior to a season-ending injury sustained in Week 3 at Dallas

2020 (EAGLES)

- ✦ Played 587 snaps in nine starts at left guard
- ✦ His 77.4 pass-blocking grade (PFF) ranked fourth among left guards with a minimum of 350 pass-blocking snaps

2019 (EAGLES)

- ✦ Saw action in a career-high 1,181 snaps and started all 16 games at left guard
- ✦ Paved the way for an offense that ranked third in the NFL in red zone touchdown efficiency (66.7 percent) and fourth in third-down conversions (45.4 percent)

2018 (EAGLES)

- ✦ Totaled 548 snaps over 13 contests (nine starts at left guard)
- ✦ Surrendered only one sack in 345 pass-blocking opportunities

2017 (EAGLES)

- ✦ Logged 284 snaps over 14 games (two starts at left guard) during the Eagles' Super Bowl LII-winning campaign
- ✦ Helped the Eagles lead the League in red zone offense (65.5 percent) and rank third in rushing offense (132.2 yards per game)

2016 (EAGLES)

- ✦ Saw action in nine games, including four starts at three different positions (two at right guard, one at right tackle and one at left guard)
- ✦ Appeared at right guard in his starting debut in Week 12 vs. Green Bay

TRANSACTIONS

- ✦ Signed a three-year contract with Pittsburgh on Mar. 19, 2023
- ✦ Signed a three-year contract extension with Philadelphia on Mar. 4, 2019
- ✦ Signed a four-year contract with Philadelphia on May 6, 2016
- ✦ Drafted by Philadelphia in the third round (79th overall) of the 2016 NFL Draft

PERSONAL

- ✦ Attended Corvallis High School (OR)
- ✦ Voted a 5A first team all-state as an offensive and defensive lineman as a junior and senior
- ✦ Under Armour and ESPN All-American
- ✦ Rivals four-star athlete, rated the No. 3 offensive guard in the country, the No. 1 overall prospect in Oregon and the No. 52 overall prospect in the country
- ✦ Registered 94 tackles and nine sacks as a defensive lineman as a senior
- ✦ Originally born in Hawaii

COLLEGE


- ✦ Started 37 games at Oregon State (2012-15)
- ✦ Registered starts at every position on the offensive line except left guard (23 at center, nine at right guard, three at left tackle and two at right tackle)
- ✦ Named Pac-12 All-Conference Honorable Mention in 2012 and 2015
- ✦ Missed the 2014 season due to a foot injury
- ✦ One of four team captains in 2014, becoming the first brother (Andrew, 2012) combination chosen as team captains in school history
- ✦ Earned Pac-12 All-Conference Second Team in 2013
- ✦ Selected to Pac-12 All-Academic First Team in 2013 and 2015
- ✦ Selected as a Freshman All-American in 2012
- ✦ Became the first freshman to start at center for OSU since Roger Levasa in 1978
- ✦ One of only two true freshmen to start their season-openers at center in the nation (Hawai'i)

ISAAC SEUMALO'S NFL REGULAR SEASON STATISTICS

DATE	TEAM	GP	GS
2016	Eagles	9	4
2017	Eagles	14	2
2018	Eagles	13	9
2019	Eagles	16	16
2020	Eagles	9	9
2021	Eagles	3	3
2022	Eagles	17	17
2023	Steelers	17	17
NFL TOTALS		98	77

ISAAC SEUMALO'S NFL POSTSEASON STATISTICS

DATE	TEAM	GP	GS
2017	Eagles	3	0
2018	Eagles	2	2
2019	Eagles	1	1
2021	Eagles	0	0
2022	Eagles	3	3
2023	Steelers	1	1
NFL TOTALS		10	7



AARON^{RB} SHAMPKLIN

HEIGHT: 5-10
WEIGHT: 195
COLLEGE: Harvard
BORN: October 18, 1999

HOW ACQUIRED: FA '24
NFL EXPERIENCE: 1st year
BIRTHPLACE: Long Beach, CA



PRO CAREER

- ✦ Has yet to make NFL debut

TRANSACTIONS

- ✦ Signed a Reserve/Future contract with Pittsburgh on Jan. 18, 2024
- ✦ Waived by the L.A. Chargers on Aug. 29, 2023
- ✦ Signed a one-year contract with the L.A. Chargers on Aug. 15, 2023
- ✦ Waived by Indianapolis on May 2, 2023
- ✦ Signed a Reserve/Future contract with Indianapolis on Jan. 9, 2023
- ✦ Signed to the Indianapolis practice squad on Dec. 20, 2022
- ✦ Waived by Dallas on Sept. 2, 2022
- ✦ Signed with Dallas as an undrafted rookie free agent on May 3, 2022

PERSONAL

- ✦ Three-year letterwinner at Long Beach Polytechnic H.S. (Long Beach, Calif.), where he led the Jackrabbits to two Moore League Championships (2014, 20 16)
- ✦ Rushed for 643 yards and nine TDs on 102 carries (6.3) his senior season
- ✦ Named to the All-Moore League team as a junior and senior
- ✦ Earned his degree in economics from Harvard

COMMUNITY

- ✦ 2022 Reliant Home Run Derby benefiting the Salvation Army

COLLEGE

- ✦ Played in 29 games (19 starts) in four seasons at Harvard (2018-21)
- ✦ Rushed for 2,251 yards and 23 TDs on 402 carries (5.6 avg.) and added 29 catches for 296 yards and three TDs
- ✦ As a senior in 2021, led the team with 150 carries for 842 yards and 11 rushing TDs, averaging 93.6 yards/game (15th in FCS)
- ✦ Caught 16 passes for 117 yards and a TD, finishing 2021 tied for eighth in total TDs (12) in the FCS
- ✦ The 2020 Ivy League season was canceled due to COVID-19
- ✦ Led the Ivy League in all-purpose yards (118.6 yards/game) and rushing yards (105.3 yards/game) in 2018, as he was named to the HERO FCS Sophomore All-America Team and the All-Ivy League first-team
- ✦ Finished the 2018 season with 1,053 rushing yards on 173 carries (6.1 avg.), becoming the 11th Crimson player to eclipse 1,000 rushing yards in a season
- ✦ Added eight catches for 133 yards and a TD
- ✦ Played in all 10 games his freshman season and finished with 363 rushing yards and three TDs on 81 carries (4.5 avg.)

AARON SHAMPKLIN'S NFL REGULAR SEASON RUSHING/RECEIVING STATISTICS

DATE	TEAM	RUSHING								RECEIVING				
		GP	GS	NO.	YDS.	AVG.	LG	TD	NO.	YDS.	AVG.	LG	TD	
2022	Cowboys	0	0	0	0	0.0	0	0	0	0	0.0	0	0	
NFL TOTALS		0	0	0	0	0.0	0	0	0	0	0.0	0	0	

AARON SHAMPKLIN'S NFL REGULAR SEASON RETURN STATISTICS

DATE	TEAM	KICKOFF RETURNS					PUNT RETURNS					
		RET.	YDS.	AVG.	LG	TD	NO.	FC	YDS.	AVG.	LG	TD
2022	Cowboys	0	0	0.0	0	0	0	0	0	0.0	0	0
NFL TOTALS		0	0	0.0	0	0	0	0	0	0.0	0	0

2022 GAME-BY-GAME REGULAR-SEASON STATISTICS (COWBOYS)

DATE	OPPONENT	P/S	RUSHING					RECEIVING					W/L	SCORE	
			NO.	YDS.	AVG.	LG	TD	NO.	YDS.	AVG.	LG	TD			
09/11	Buccaneers		NOT ON ROSTER										L	3-19	
2022 TOTALS		0-0	0	0	0.0	0	0	0	0	0.0	0	0	0	0-1	



JACOB DL SLADE

HEIGHT: 6-3
WEIGHT: 293
COLLEGE: Michigan State
BORN: February 23, 2000

79

HOW ACQUIRED: FA '24
NFL EXPERIENCE: 1st year
BIRTHPLACE: Lewis Center, OH

PRO CAREER

- ✦ Has yet to make NFL debut

TRANSACTIONS

- ✦ Signed with Pittsburgh on Jan. 17, 2024
- ✦ Released from the Arizona practice squad on Jan. 8, 2024
- ✦ Signed to the Cardinals practice squad on Dec. 27, 2023
- ✦ Released from the Arizona practice squad on Oct. 31, 2023
- ✦ Signed to the Cardinals practice squad on Oct. 25, 2023
- ✦ Released from the Arizona practice squad on Oct. 2, 2023
- ✦ Signed to the Cardinals practice squad on Sept. 26, 2023
- ✦ Released from the Arizona practice squad on Sept. 23, 2023
- ✦ Signed to the Cardinals practice squad on Sept. 19, 2023
- ✦ Waived by Arizona on Aug. 19, 2023
- ✦ Signed with the Cardinals as an undrafted rookie free agent on May 1, 2023

PERSONAL

- ✦ Played both offensive and defensive line at Olentangy H.S. (Ohio)
- ✦ First-team Division 1 all-state selection as an offensive lineman by the Ohio Prep Sportswriters Association
- ✦ Named Ohio Capital Conference (Buckeye Division) Co-Defensive Player of the Year
- ✦ Ranked as one of the top players in the state of Ohio by 247Sports, ESPN and Rivals.com
- ✦ Helped lead his team to the Region 2 semifinals as a senior with an 8-4 record
- ✦ Played with twin brother, Zach Slade, who was a defensive lineman for the Spartans
- ✦ Graduated with a degree in Economics

COLLEGE

- ✦ Played in 42 games (26 starts) in four seasons at Michigan State (2019-22)
- ✦ Recorded 88 tackles (32 solo), 11.5 tackles for loss, 4.0 sacks, four passes defended, one fumble recovery and one blocked kick
- ✦ Played in eight games (seven starts) and had 20 tackles, 3.5 tackles for loss and a half sack and earned All-Big Ten Honorable mention accolades in 2022
- ✦ Appeared in 13 games (12 starts) and was a first-Team All-Big Ten selection by PFF after setting career highs in tackles (40), tackles for loss (five) and sacks (2.5) in 2021
- ✦ Started all seven games he appeared in and posted 13 tackles, one pass defended and three QB hurries in 2020
- ✦ Played in all 13 games and had 14 tackles, 2.5 tackles for loss and one sack as a redshirt freshman in 2019
- ✦ Redshirted in 2018

JACOB SLADE'S NFL REGULAR SEASON DEFENSIVE STATISTICS

DATE	TEAM	GP	GS	TACKLES					INTERCEPTIONS					O. FUMB					ST					MISC			
				TK	S	A	TFL	YDS	SK	YDS	QBH	NO	YDS	LG	TD	PD	FF	FR	TD	YDS	TK	S	A	FF	FR	S	A
2023	Cardinals	0	0	0	0	0	0	0	0.0	0.0	0	0	0	0	0	0	0	0	0	0	0	0	0	0	0	0	0
NFL TOTALS		0	0	0	0	0	0	0	0.0	0.0	0	0	0	0	0	0	0	0	0	0	0	0	0	0	0	0	0

2023 GAME-BY-GAME REGULAR-SEASON STATISTICS (CARDINALS)

DATE	OPPONENT	P/S	TACKLES					INTERCEPTIONS					O. FUMB					ST					MISC				
			TK	S	A	SK	YDS	TFL	YDS	QBH	NO	YDS	LG	TD	PD	FF	FR	TD	YDS	TK	S	A	FF	FR	S	A	W/L
10/01	at 49ers																									L	16:35
10/29	Ravens																									L	24:31
12/31	at Eagles																								W	35:31	
01/07	Seshawks																								L	20:21	
2023 TOTALS			0	0	0	0	0	0	0	0	0	0	0	0	0	0	0	0	0	0	0	0	0	0	0	1-3	



CAMERON ^{CB} SUTTON

HEIGHT: 5-11
WEIGHT: 188
COLLEGE: Tennessee
BORN: February 27, 1995

HOW ACQUIRED: FA '24
NFL EXPERIENCE: 6th year
BIRTHPLACE: Jonesboro, GA



PRO CAREER

- † Has played in 101 games (56 starts) over his seven-year NFL career (Pittsburgh 2017-22; Detroit 2023)
- † Has registered 229 tackles (190 solo), 44 passes defended, six forced fumbles, nine interceptions, 12 tackles for loss, three quarterback hits, 2.0 sacks and one fumble recovery
- † Made NFL debut in Week 13 of 2017 (at Cincinnati)
- † Made NFL starting debut in Week 15 of 2017 (vs. New England)

2023 (LIONS)

- † Played in all 17 regular-season games (16 starts)
- † Registered 65 tackles (50 solo), six passes defended, one forced fumble, one interception and four tackles for loss
- † Notched his only interception of the season in Week 18 vs. Minnesota
- † Recorded a season-high 10 tackles (all solo) in Week 17 at Dallas

2022 (STEELERS)

- † Played in 16 games (15 starts)
- † Registered a team-best and career-high 15 passes defended
- † Caught three interceptions, the most of his career and third-best on the team
- † Added on 43 tackles (35 solo), including one for loss
- † Recorded a pass defended in 12 out of 16 games that he appeared in, including three performances with two passes defended
- † Notched his first interception of the season in the second quarter in Week 1 at Cincinnati, one of four Steelers players to record an interception in the game
- † Recorded a season-high five tackles (all solo) in Week 3 at Cleveland
- † Picked off QB Zach Wilson before halftime in Week 4 vs. New York Jets and returned it for 26 yards, tying the longest interception return of his career
- † Was inactive Week 6 vs. Tampa Bay due to a hamstring injury
- † Intercepted QB Derek Carr with 36 seconds left in the fourth quarter to secure the Steelers' 13-10 victory over Las Vegas in Week 16

2021 (STEELERS)

- † Appeared in and started 16 regular-season games
- † Registered a career-high 52 tackles (44 solo), two interceptions, six passes defended, four tackles for loss and one forced fumble
- † Was inactive in Week 5 vs. Denver due to a groin injury
- † Recorded the first double-digit tackle game of his career in Week 11 at L.A. Chargers
- † Recorded career highs in tackles (10) and solo tackles (seven) in Week 11 at L.A. Chargers
- † Notched his first interception of the season in Week 11 at L.A. Chargers, which led to a Steelers touchdown
- † Reached the 100 career tackles milestone in Week 12 at Cincinnati
- † Picked off QB Tyler Huntley to begin the fourth quarter in a Week 18 victory at Baltimore that sent Pittsburgh to the playoffs
- † Registered five tackles (all solo), including one for loss in a Wild Card playoff appearance at Kansas City

2020 (STEELERS)

- † Saw action in all 16 regular-season games and started six
- † Registered 29 tackles (26 solo), eight passes defended, three forced fumbles, one fumble recovery, one tackle for loss and 1.0 sack
- † Recorded a forced fumble in three straight games (Week 8 at BAL, Week 9 at DAL and Week 10 vs. CIN)
- † His three-game streak with a forced fumble was tied for the ninth-longest streak in the NFL since 2000
- † Intercepted a pass from QB Baker Mayfield in the second quarter, setting up a scoring drive for Pittsburgh, and added two solo tackles and a sack in Week 6 vs. Cleveland
- † Forced a fumble that was recovered by S Minkah Fitzpatrick in the second quarter and added four solo tackles in Week 9 at Dallas
- † Forced a fumble that was recovered at the Pittsburgh 45-yard line and added four solo tackles and one tackle for loss in Week 10 vs. Cincinnati
- † Recovered his first career fumble that led to a Steelers TD two plays later and recorded two solo tackles and three passes defended in Week 14 at Buffalo

2019 (STEELERS)

- † Saw action in all 16 regular-season games (no starts)
- † Registered 16 tackles on defense (13 solo), five passes defended, two tackles for loss, one interception and 1.0 sack
- † Picked off QB Phillip Rivers with just over a minute left in the fourth quarter and returned it 26 yards to end the game at L.A. Chargers in Week 8
- † Was also credited with three passes defended in Week 6 at L.A. Chargers – a single game career high
- † Registered the first sack of his career taking down QB Baker Mayfield on Cleveland's first drive of the fourth quarter in Week 13

2018 (STEELERS)

- † Saw action in 15 of 16 regular-season games (one start), playing primarily on special teams
- † Finished the season with 19 tackles on defense (18 solo), three passes defended and one interception
- † Added three special teams tackles
- † Picked off Cleveland QB Tyrod Taylor in Week 1 to mark the first interception of his NFL career

2017 (STEELERS)

- ✦ Spent the first 12 weeks of the season on injured reserve due to a hamstring injury
- ✦ Saw action in five regular-season games with one start
- ✦ Finished the season with five tackles (four solo) and one pass defended
- ✦ Made first start of his NFL career vs. New England in Week 15 and tallied three tackles (two solo)

TRANSACTIONS

- ✦ Signed a one-year contract with Pittsburgh on June 5, 2024
- ✦ Waived by Detroit on March 21, 2024
- ✦ Signed a three-year contract with the Lions on March 16, 2023
- ✦ Signed a two-year deal with the Steelers on Mar. 15, 2021
- ✦ Signed a four-year deal with Pittsburgh on June 13, 2017
- ✦ Drafted by the Steelers with the first of two third-round selections (94th overall) of the 2017 NFL Draft

PERSONAL

- ✦ Attended Jonesboro High School (Jonesboro, Ga.)
- ✦ Played cornerback, wide receiver and served as the return specialist
- ✦ As a senior, totaled 1,396 all-purpose yards with 19 total TDs, as he was named All-State by the *Atlanta Journal-Constitution* in Class 4A
- ✦ Added first-team all-county and all-area honors as a sophomore, junior and senior
- ✦ Also played baseball and basketball for three years
- ✦ Son of Dalton and Nedra Sutton
- ✦ Full name: Cameron Amir Sutton

COLLEGE

- ✦ Started all 45 games played at Tennessee (2013-16)
- ✦ Totaled 127 tackles, 13 tackles for loss, seven interceptions, 30 pass breakups, three forced fumbles and three fumble recoveries
- ✦ His 30 pass breakups were a school record
- ✦ Added 657 punt return yards with three TD punt returns
- ✦ As a junior, led the nation in punt return average (18.7), and returned two punts for TDs, as he earned *Sporting News* First-Team All-America honors
- ✦ As a sophomore, named All-SEC Third Team by Phil Steele
- ✦ Earned Freshman All-SEC honors and was named Freshman All-American by Athlon Sports
- ✦ Graduated in 2016 with a degree in communication studies

CAMERON SUTTON'S NFL REGULAR SEASON DEFENSIVE STATISTICS

DATE	TEAM	GP	GS	TACKLES					INTERCEPTIONS					O. FUMB					ST			MISC					
				TK	S	A	TFL	YDS	SK	YDS	QBH	NO	YDS	LG	TD	PD	FF	FR	TD	YDS	TK	S	A	FF	FR	S	A
2017	Steelers	5	1	5	4	1	0	0	0.0	0.0	0	0	0	0	1	0	0	0	0	0	0	0	0	0	0	0	
2018	Steelers	15	1	19	18	1	0	0	0.0	0.0	2	1	0	0	3	0	0	0	0	3	2	1	1	0	0	0	
2019	Steelers	16	0	16	13	3	2	2	1.0	1.0	1	1	26	26	5	0	0	0	0	0	0	0	0	0	0	0	
2020	Steelers	16	6	29	26	3	1	4	1.0	0.0	0	1	0	0	8	3	1	0	0	1	1	0	0	0	0	0	
2021	Steelers	16	16	52	44	8	4	13	0.0	0.0	0	2	4	4	6	1	0	0	0	0	0	0	0	0	0	0	
2022	Steelers	16	15	43	35	8	1	1	0.0	0.0	0	3	26	26	15	0	0	0	0	0	0	0	0	0	0	0	
2023	Lions	17	17	65	50	15	4	8	0.0	0.0	0	1	23	23	6	1	0	0	0	0	0	0	0	0	0	0	
NFL TOTALS		101	56	229	190	39	12	28	2.0	1.0	3	9	79	26	0	44	5	1	0	0	4	3	1	1	0	0	0

CAMERON SUTTON'S NFL POSTSEASON DEFENSIVE STATISTICS

DATE	TEAM	GP	GS	TACKLES					INTERCEPTIONS					O. FUMB					ST			MISC				
				TK	S	A	TFL	YDS	SK	YDS	QBH	NO	YDS	LG	TD	PD	FF	FR	TD	YDS	TK	S	A	FF	FR	S
2017	Steelers	1	0	0	0	0	0	0	0.0	0.0	0	0	0	0	0	0	0	0	0	0	0	0	0	0	0	0
2020	Steelers	1	1	2	2	0	0	0	0.0	0.0	0	0	0	0	1	0	0	0	0	0	0	0	0	0	0	0
2021	Steelers	1	1	5	5	0	1	4	0.0	0.0	0	0	0	0	0	0	0	0	0	0	0	0	0	0	0	0
2023	Lions	3	3	8	7	1	1	1	0.0	0.0	0	0	0	0	3	0	0	0	0	0	0	0	0	0	0	0
NFL TOTALS		6	5	15	14	1	2	5	0.0	0.0	0	0	0	0	4	0	0	0	0	0	0	0	0	0	0	0

SINGLE-GAME HIGHS: DEFENSIVE

Total Tackles	10 at Dallas Cowboys, Dec 30, 2023	Tackles For Loss	2 at Buffalo Bills, Sep 12, 2021
	10 at Los Angeles Chargers, Nov 21, 2021		1 at Dallas Cowboys, Dec 30, 2023
Solo Tackles	10 at Dallas Cowboys, Dec 30, 2023		...9 more at 1.
	7 vs. Minnesota Vikings, Jan 07, 2024	Interceptions	1 vs. Minnesota Vikings, Jan 07, 2024
	...1 more at 7.		1 vs. Las Vegas Raiders, Dec 24, 2022
Sacks	1.0 vs. Cleveland Browns, Oct 18, 2020		...7 more at 1.
	1.0 vs. Cleveland Browns, Dec 01, 2019	Interception Return Yards	26 vs. New York Jets, Oct 02, 2022
Passes Defensed	3 at Los Angeles Chargers, Oct 13, 2019		26 at Los Angeles Chargers, Oct 13, 2019
	2 vs. Minnesota Vikings, Jan 07, 2024	Special Teams Tackles	1 at Dallas Cowboys, Nov 08, 2020
	...7 more at 2.		1 vs. Cincinnati Bengals, Dec 30, 2018
Forced Fumbles	1 vs. Tennessee Titans, Dec 19, 2021		...2 more at 1.
	1 vs. Cincinnati Bengals, Nov 15, 2020	Special Teams Forced Fumbles	1 vs. Kansas City Chiefs, Sep 16, 2018
	...2 more at 1.		
Fumble Recoveries	1 at Buffalo Bills, Dec 13, 2020		

SINGLE-GAME HIGHS - POSTSEASON: DEFENSIVE

Total Tackles	5 at Kansas City Chiefs, Jan 16, 2022	Passes Defensed	1 vs. Los Angeles Rams, Jan 14, 2024
	3 at San Francisco 49ers, Jan 28, 2024		1 vs. Cleveland Browns, Jan 10, 2021
	3 vs. Tampa Bay Buccaneers, Jan 21, 2024		1 at San Francisco 49ers, Jan 28, 2024
Solo Tackles	2 vs. Los Angeles Rams, Jan 14, 2024	Tackles For Loss	1 at Kansas City Chiefs, Jan 16, 2022
	2 vs. Cleveland Browns, Jan 10, 2021		
	5 at Kansas City Chiefs, Jan 16, 2022		
	3 at San Francisco 49ers, Jan 28, 2024		
	2 vs. Tampa Bay Buccaneers, Jan 21, 2024		
	2 vs. Los Angeles Rams, Jan 14, 2024		
	2 vs. Cleveland Browns, Jan 10, 2021		

2023 GAME-BY-GAME REGULAR-SEASON STATISTICS (LIONS)

DATE	OPPONENT	P/S	TACKLES							INTERCEPTIONS					O. FUMB			ST				MISC		W/L	SCORE			
			TK	S	A	SK	YDS	TFL	YDS	QBH	NO	YDS	LG	TD	PD	FF	FR	TD	YDS	TK	S	A	FF			FR	S	A
09/07	at Chiefs	S	0	0	0	0.0	0.0	0	0	0	0	0	0	0	0	0	0	0	0	0	0	0	0	0	0	0	W	21-20
09/17	Seahawks	S	6	6	0	0.0	0.0	0	0	0	0	0	0	0	0	0	0	0	0	0	0	0	0	0	0	L	31-37+	
09/24	Falcons	S	3	2	1	0.0	0.0	0	0	0	0	0	0	0	0	0	0	0	0	0	0	0	0	0	0	W	20-6	
09/28	at Packers	S	2	1	1	0.0	0.0	1	2	0	0	0	0	0	0	0	0	0	0	0	0	0	0	0	0	W	34-20	
10/08	Panthers	S	5	3	2	0.0	0.0	0	0	0	0	0	0	0	0	0	0	0	0	0	0	0	0	0	0	W	42-24	
10/15	at Buccaneers	S	4	3	1	0.0	0.0	0	0	0	0	0	0	1	0	0	0	0	0	0	0	0	0	0	0	W	20-6	
10/22	at Ravens	S	3	2	1	0.0	0.0	0	0	0	0	0	0	0	0	0	0	0	0	0	0	0	0	0	0	L	6-38	
10/30	Raiders	S	1	1	0	0.0	0.0	0	0	0	0	0	0	0	0	0	0	0	0	0	0	0	0	0	0	W	26-14	
11/12	at Chargers	S	5	5	0	0.0	0.0	1	2	0	0	0	0	1	0	0	0	0	0	0	0	0	0	0	0	W	41-38	
11/19	Bears	S	5	4	1	0.0	0.0	1	2	0	0	0	0	0	1	0	0	0	0	0	0	0	0	0	0	W	31-26	
11/23	Packers	S	2	1	1	0.0	0.0	0	0	0	0	0	0	0	0	0	0	0	0	0	0	0	0	0	0	L	22-29	
12/03	at Saints	S	2	1	1	0.0	0.0	0	0	0	0	0	0	1	0	0	0	0	0	0	0	0	0	0	0	W	33-28	
12/10	at Bears	S	3	2	1	0.0	0.0	0	0	0	0	0	0	0	0	0	0	0	0	0	0	0	0	0	0	L	13-28	
12/16	Broncos	S	3	2	1	0.0	0.0	0	0	0	0	0	0	1	0	0	0	0	0	0	0	0	0	0	0	W	42-17	
12/24	at Vikings	S	2	0	2	0.0	0.0	0	0	0	0	0	0	0	0	0	0	0	0	0	0	0	0	0	0	W	30-24	
12/30	at Cowboys	S	10	10	0	0.0	0.0	1	2	0	0	0	0	0	0	0	0	0	0	0	0	0	0	0	0	L	19-20	
01/07	Vikings	S	9	7	2	0.0	0.0	0	0	0	1	23	23	0	2	0	0	0	0	0	0	0	0	0	0	W	30-20	
2023 TOTALS		17-17	65	50	15	0.0	0.0	4	8	0	1	23	23	0	6	1	0	0	0	0	0	0	0	0	0	12-5		

+ - Overtime

2022 GAME-BY-GAME REGULAR-SEASON STATISTICS (STEELERS)

DATE	OPPONENT	P/S	TACKLES							INTERCEPTIONS					O. FUMB			ST				MISC		W/L	SCORE										
			TK	S	A	SK	YDS	TFL	YDS	QBH	NO	YDS	LG	TD	PD	FF	FR	TD	YDS	TK	S	A	FF			FR	S	A							
09/11	at Bengals	S	3	2	1	0.0	0.0	0	0	0	1	0	0	0	2	0	0	0	0	0	0	0	0	0	0	0	W	23-20+							
09/18	Patriots	S	3	3	0	0.0	0.0	0	0	0	0	0	0	0	1	0	0	0	0	0	0	0	0	0	0	0	L	14-17							
09/22	at Browns	S	5	5	0	0.0	0.0	0	0	0	0	0	0	0	1	0	0	0	0	0	0	0	0	0	0	0	L	17-29							
10/02	Jets	S	1	1	0	0.0	0.0	0	0	0	1	26	26	0	1	0	0	0	0	0	0	0	0	0	0	0	L	20-24							
10/09	at Bills	S	4	4	0	0.0	0.0	1	1	0	0	0	0	0	0	0	0	0	0	0	0	0	0	0	0	0	L	3-38							
10/16	Buccaneers		ON INACTIVE LIST																															W	20-18
10/23	at Dolphins	P	1	1	0	0.0	0.0	0	0	0	0	0	0	0	1	0	0	0	0	0	0	0	0	0	0	0	L	10-16							
10/30	at Eagles	S	4	4	0	0.0	0.0	0	0	0	0	0	0	0	2	0	0	0	0	0	0	0	0	0	0	0	L	13-35							
11/13	Saints	S	2	2	0	0.0	0.0	0	0	0	0	0	0	0	0	0	0	0	0	0	0	0	0	0	0	0	W	20-10							
11/20	Bengals	S	3	3	0	0.0	0.0	0	0	0	0	0	0	0	0	0	0	0	0	0	0	0	0	0	0	0	L	30-37							
11/28	at Colts	S	1	1	0	0.0	0.0	0	0	0	0	0	0	0	1	0	0	0	0	0	0	0	0	0	0	0	W	24-17							
12/04	at Falcons	S	4	3	1	0.0	0.0	0	0	0	0	0	0	0	1	0	0	0	0	0	0	0	0	0	0	0	W	19-16							
12/11	Ravens	S	2	2	0	0.0	0.0	0	0	0	0	0	0	0	1	0	0	0	0	0	0	0	0	0	0	0	L	14-16							
12/18	at Panthers	S	2	1	1	0.0	0.0	0	0	0	0	0	0	0	1	0	0	0	0	0	0	0	0	0	0	0	W	24-16							
12/24	Raiders	S	3	1	2	0.0	0.0	0	0	0	1	0	0	0	2	0	0	0	0	0	0	0	0	0	0	0	W	13-10							
01/01	at Ravens	S	2	1	1	0.0	0.0	0	0	0	0	0	0	0	0	0	0	0	0	0	0	0	0	0	0	0	W	16-13							
01/08	Browns	S	3	1	2	0.0	0.0	0	0	0	0	0	0	0	1	0	0	0	0	0	0	0	0	0	0	0	W	28-14							
2022 TOTALS		16-15	43	35	8	0.0	0.0	1	1	0	3	26	26	0	15	0	0	0	0	0	0	0	0	0	0	0	9-8								

+ - Overtime

2021 GAME-BY-GAME REGULAR-SEASON STATISTICS (STEELERS)

DATE	OPPONENT	P/S	TACKLES							INTERCEPTIONS					O. FUMB			ST				MISC		W/L	SCORE										
			TK	S	A	SK	YDS	TFL	YDS	QBH	NO	YDS	LG	TD	PD	FF	FR	TD	YDS	TK	S	A	FF			FR	S	A							
09/12	at Bills	S	5	5	0	0.0	0.0	2	9	0	0	0	0	0	2	0	0	0	0	0	0	0	0	0	0	0	W	23-16							
09/19	Raiders	S	3	2	1	0.0	0.0	0	0	0	0	0	0	0	0	0	0	0	0	0	0	0	0	0	0	0	L	17-26							
09/26	Bengals	S	2	2	0	0.0	0.0	0	0	0	0	0	0	0	0	0	0	0	0	0	0	0	0	0	0	0	L	10-24							
10/03	at Packers	S	1	1	0	0.0	0.0	0	0	0	0	0	0	0	1	0	0	0	0	0	0	0	0	0	0	0	L	17-27							
10/10	Broncos		ON INACTIVE LIST																															W	27-19
10/17	Seahawks	S	3	2	1	0.0	0.0	0	0	0	0	0	0	0	0	0	0	0	0	0	0	0	0	0	0	0	W	23-20+							
10/31	at Browns	S	3	3	0	0.0	0.0	1	2	0	0	0	0	0	0	0	0	0	0	0	0	0	0	0	0	0	W	15-10							
11/08	Bears	S	3	3	0	0.0	0.0	0	0	0	0	0	0	0	0	0	0	0	0	0	0	0	0	0	0	0	W	29-27							
11/14	Lions	S	0	0	0	0.0	0.0	0	0	0	0	0	0	0	0	0	0	0	0	0	0	0	0	0	0	0	T	16-16							
11/21	at Chargers	S	10	7	3	0.0	0.0	1	2	0	1	4	4	0	1	0	0	0	0	0	0	0	0	0	0	0	L	37-41							
11/28	at Bengals	S	4	3	1	0.0	0.0	0	0	0	0	0	0	0	0	0	0	0	0	0	0	0	0	0	0	0	L	10-41							
12/05	Ravens	S	4	4	0	0.0	0.0	0	0	0	0	0	0	0	0	0	0	0	0	0	0	0	0	0	0	0	W	20-19							
12/09	at Vikings	S	4	4	0	0.0	0.0	0	0	0	0	0	0	0	1	0	0	0	0	0	0	0	0	0	0	0	L	28-36							
12/19	Titans	S	3	2	1	0.0	0.0	0	0	0	0	0	0	0	0	1	0	0	0	0	0	0	0	0	0	0	W	19-13							
12/26	at Chiefs	S	0	0	0	0.0	0.0	0	0	0	0	0	0	0	0	0	0	0	0	0	0	0	0	0	0	0	L	10-36							
01/03	Browns	S	2	1	1	0.0	0.0	0	0	0	0	0	0	0	0	0	0	0	0	0	0	0	0	0	0	0	W	26-14							
01/09	at Ravens	S	5	5	0	0.0	0.0	0	0	0	1	0	0	0	1	0	0	0	0	0	0	0	0	0	0	0	W	16-13+							
2021 TOTALS		16-16	52	44	8	0.0	0.0	4	13	0	2	4	4	0	6	1	0	0	0	0	0	0	0	0	0	0	9-7-1								

+ - Overtime

2020 GAME-BY-GAME REGULAR-SEASON STATISTICS (STEELERS)

DATE	OPPONENT	P/S	TACKLES							INTERCEPTIONS					O. FUMB			ST			MISC		W/L	SCORE			
			TK	S	A	SK	YDS	TFL	YDS	QBH	NO	YDS	LG	TD	PD	FF	FR	TD	YDS	TK	S	A			FF	FR	S
09/14	at Giants	P	1	0	1	0.0	0.0	0	0	0	0	0	0	0	0	0	0	0	0	0	0	0	0	0	0	W	26-16
09/20	Broncos	P	1	0	1	0.0	0.0	0	0	0	0	0	0	0	0	0	0	0	0	0	0	0	0	0	0	W	26-21
09/27	Texans	P	0	0	0	0.0	0.0	0	0	0	0	0	0	0	0	0	0	0	0	0	0	0	0	0	0	W	28-21
10/11	Eagles	P	0	0	0	0.0	0.0	0	0	0	0	0	0	0	0	0	0	0	0	0	0	0	0	0	0	W	38-29
10/18	Browns	P	2	2	0	1.0	0.0	0	0	0	1	0	0	0	1	0	0	0	0	0	0	0	0	0	0	W	38-7
10/25	at Titans	P	4	4	0	0.0	0.0	0	0	0	0	0	0	2	0	0	0	0	0	0	0	0	0	0	0	W	27-24
11/01	at Ravens	P	2	2	0	0.0	0.0	0	0	0	0	0	0	0	1	0	0	0	0	0	0	0	0	0	0	W	28-24
11/08	at Cowboys	S	3	3	0	0.0	0.0	0	0	0	0	0	0	0	1	0	0	0	1	1	0	0	0	0	0	W	24-19
11/15	Bengals	S	4	4	0	0.0	1	4	0	0	0	0	0	0	1	0	0	0	0	0	0	0	0	0	0	W	36-10
11/22	at Jaguars	P	3	2	1	0.0	0.0	0	0	0	0	0	0	0	1	0	0	0	0	0	0	0	0	0	0	W	27-3
12/02	Ravens	P	1	1	0	0.0	0.0	0	0	0	0	0	0	0	0	0	0	0	0	0	0	0	0	0	0	W	19-14
12/07	Football Team	S	3	3	0	0.0	0.0	0	0	0	0	0	0	1	0	0	0	0	0	0	0	0	0	0	0	L	17-23
12/13	at Bills	S	2	2	0	0.0	0.0	0	0	0	0	0	0	2	0	1	0	0	0	0	0	0	0	0	0	L	15-26
12/21	at Bengals	P	0	0	0	0.0	0.0	0	0	0	0	0	0	1	0	0	0	0	0	0	0	0	0	0	0	L	17-27
12/27	Colts	S	1	1	0	0.0	0.0	0	0	0	0	0	0	0	0	0	0	0	0	0	0	0	0	0	0	W	28-24
01/03	at Browns	S	2	2	0	0.0	0.0	0	0	0	0	0	0	0	0	0	0	0	0	0	0	0	0	0	0	L	22-24
2020 TOTALS		16-6	29	26	3	1.0	0.0	1	4	0	1	0	0	0	8	3	1	0	0	1	1	0	0	0	0	12-4	

2019 GAME-BY-GAME REGULAR-SEASON STATISTICS (STEELERS)

DATE	OPPONENT	P/S	TACKLES							INTERCEPTIONS					O. FUMB			ST			MISC		W/L	SCORE				
			TK	S	A	SK	YDS	TFL	YDS	QBH	NO	YDS	LG	TD	PD	FF	FR	TD	YDS	TK	S	A			FF	FR	S	A
09/08	at Patriots	P	1	1	0	0.0	0.0	0	0	0	0	0	0	0	0	0	0	0	0	0	0	0	0	0	0	L	3-33	
09/15	Seahawks	P	3	3	0	0.0	0.0	1	1	0	0	0	0	0	0	0	0	0	0	0	0	0	0	0	0	L	26-28	
09/22	at 49ers	P	0	0	0	0.0	0.0	0	0	0	0	0	0	0	0	0	0	0	0	0	0	0	0	0	0	L	20-24	
09/30	Bengals	P	2	1	1	0.0	0.0	0	0	0	0	0	0	1	0	0	0	0	0	0	0	0	0	0	0	W	27-3	
10/06	Ravens	P	0	0	0	0.0	0.0	0	0	0	0	0	0	1	0	0	0	0	0	0	0	0	0	0	0	L	23-26+	
10/13	at Chargers	P	1	1	0	0.0	0.0	0	0	0	1	26	26	0	3	0	0	0	0	0	0	0	0	0	0	0	W	24-17
10/28	Dolphins	P	0	0	0	0.0	0.0	0	0	0	0	0	0	0	0	0	0	0	0	0	0	0	0	0	0	W	27-14	
11/03	Colts	P	1	1	0	0.0	0.0	0	0	0	0	0	0	0	0	0	0	0	0	0	0	0	0	0	0	W	26-24	
11/10	Rams	P	2	1	1	0.0	0.0	0	0	0	0	0	0	0	0	0	0	0	0	0	0	0	0	0	0	W	17-12	
11/14	at Browns	P	1	1	0	0.0	0.0	0	0	0	0	0	0	0	0	0	0	0	0	0	0	0	0	0	0	L	7-21	
11/24	at Bengals	P	1	0	1	0.0	0.0	0	0	0	0	0	0	0	0	0	0	0	0	0	0	0	0	0	0	W	16-10	
12/01	Browns	P	1	1	0	1.0	1.0	1	1	1	0	0	0	0	0	0	0	0	0	0	0	0	0	0	0	W	20-13	
12/08	at Cardinals	P	1	1	0	0.0	0.0	0	0	0	0	0	0	0	0	0	0	0	0	0	0	0	0	0	0	W	23-17	
12/15	Bills	P	1	1	0	0.0	0.0	0	0	0	0	0	0	0	0	0	0	0	0	0	0	0	0	0	0	L	10-17	
12/22	at Jets	P	0	0	0	0.0	0.0	0	0	0	0	0	0	0	0	0	0	0	0	0	0	0	0	0	0	L	10-16	
12/29	at Ravens	P	1	1	0	0.0	0.0	0	0	0	0	0	0	0	0	0	0	0	0	0	0	0	0	0	0	L	10-28	
2019 TOTALS		16-0	16	13	3	1.0	1.0	2	2	1	1	26	26	0	5	0	0	0	0	0	0	0	0	0	0	8-8		

+ - Overtime

2018 GAME-BY-GAME REGULAR-SEASON STATISTICS (STEELERS)


DATE	OPPONENT	P/S	TACKLES							INTERCEPTIONS					O. FUMB			ST			MISC		W/L	SCORE			
			TK	S	A	SK	YDS	TFL	YDS	QBH	NO	YDS	LG	TD	PD	FF	FR	TD	YDS	TK	S	A			FF	FR	S
09/09	at Browns	P	2	2	0	0.0	0.0	0	0	0	1	0	0	0	2	0	0	0	0	0	0	0	0	0	0	T	21-21
09/16	Chiefs	S	2	2	0	0.0	0.0	0	0	0	0	0	0	0	0	0	0	0	1	1	0	1	0	0	0	L	37-42
09/24	at Buccaneers	P	0	0	0	0.0	0.0	0	0	0	0	0	0	0	0	0	0	0	0	0	0	0	0	0	0	W	30-27
09/30	Ravens	P	3	3	0	0.0	0.0	0	0	0	0	0	0	0	0	0	0	0	0	0	0	0	0	0	0	L	14-26
10/07	Falcons	P	4	4	0	0.0	0.0	0	0	0	0	0	0	0	0	0	0	0	1	1	0	0	0	0	0	W	41-17
10/14	at Bengals	P	5	5	0	0.0	0.0	0	0	0	0	0	0	1	0	0	0	0	0	0	0	0	0	0	0	W	28-21
10/28	Browns	P	0	0	0	0.0	0.0	0	0	0	0	0	0	0	0	0	0	0	0	0	0	0	0	0	0	W	33-18
11/04	at Ravens	P	0	0	0	0.0	0.0	0	0	0	0	0	0	0	0	0	0	0	0	0	0	0	0	0	0	W	23-16
11/08	Panthers	P	0	0	0	0.0	0.0	0	0	0	0	0	0	0	0	0	0	0	0	0	0	0	0	0	0	W	52-21
11/18	at Jaguars	P	0	0	0	0.0	0.0	0	0	0	0	0	0	0	0	0	0	0	0	0	0	0	0	0	0	W	20-16
11/25	at Broncos	P	0	0	0	0.0	0.0	0	0	0	0	0	0	0	0	0	0	0	0	0	0	0	0	0	0	L	17-24
12/02	Chargers	P																								L	30-33
12/09	at Raiders	P	0	0	0	0.0	0.0	0	0	0	0	0	0	0	0	0	0	0	0	0	0	0	0	0	0	L	21-24
12/16	Patriots	P	2	1	1	0.0	0.0	0	0	0	0	0	0	0	0	0	0	0	0	0	0	0	0	0	0	W	17-10
12/23	at Saints	P	0	0	0	0.0	0.0	0	0	0	0	0	0	0	0	0	0	0	0	0	0	0	0	0	0	L	28-31
12/30	Bengals	P	1	1	0	0.0	0.0	0	0	2	0	0	0	0	0	0	0	0	1	0	1	0	0	0	0	W	16-13
2018 TOTALS		15-1	19	18	1	0.0	0.0	0	0	2	1	0	0	0	3	0	0	0	0	3	2	1	1	0	0	9-6-1	

2017 GAME-BY-GAME REGULAR-SEASON STATISTICS (STEELERS)

DATE	OPPONENT	P/S	TACKLES							INTERCEPTIONS					O. FUMB			ST			MISC		W/L	SCORE			
			TK	S	A	SK	YDS	TFL	YDS	QBH	NO	YDS	LG	TD	PD	FF	FR	TD	YDS	TK	S	A			FF	FR	S
11/26	Packers	P																								W	31-28
12/04	at Bengals	P	0	0	0	0.0	0.0	0	0	0	0	0	0	0	1	0	0	0	0	0	0	0	0	0	0	W	23-20
12/10	Ravens	P	2	2	0	0.0	0.0	0	0	0	0	0	0	0	0	0	0	0	0	0	0	0	0	0	0	W	39-38
12/17	Patriots	S	3	2	1	0.0	0.0	0	0	0	0	0	0	0	0	0	0	0	0	0	0	0	0	0	0	L	24-27
12/25	at Texans	P	0	0	0	0.0	0.0	0	0	0	0	0	0	0	0	0	0	0	0	0	0	0	0	0	0	W	34-6
12/31	Browns	P	0	0	0	0.0	0.0	0	0	0	0	0	0	0	0	0	0	0	0	0	0	0	0	0	0	W	28-24
2017 TOTALS		5-1	5	4	1	0.0	0.0	0	0	0	0	0	0	0	1	0	0	0	0	0	0	0	0	0	0	5-1	

2023 GAME-BY-GAME POSTSEASON STATISTICS (LIONS)

DATE



CORY ^{DB} TRICE JR.

HEIGHT: 6-3
WEIGHT: 206
COLLEGE: Purdue
BORN: May 30, 2000

HOW ACQUIRED: D7a '23
NFL EXPERIENCE: 1st year
BIRTHPLACE: Hopkinsville, KY

27



PRO CAREER

- ✦ Has yet to make NFL debut
- ✦ Missed the 2023 season following a knee injury suffered in training camp

TRANSACTIONS

- ✦ Signed four-year contract with Pittsburgh on May 11, 2023
- ✦ Drafted by the Steelers in the seventh round (241st overall) of the 2023 NFL Draft

PERSONAL

- ✦ Had 31 tackles in eight games for Christian County
- ✦ Named the Southern Pennyrile Football Athlete of the Year
- ✦ Named Class 5A-District 1 Player of the Year
- ✦ Selected for the Best of the Bluegrass All-Star Game
- ✦ Named first team All-Western Kentucky Conference
- ✦ Had a 97-yard kickoff return for a touchdown in the season-opener and returned three punts for touchdowns during the season
- ✦ Scored two touchdowns and a two-point conversion against Apollo with a 45-yard interception return and an 86-yard fumble return
- ✦ Recorded three interceptions on the season
- ✦ Full name is Cory Carlisle Trice Jr.
- ✦ Graduated Major: Communication
- ✦ Pursuing MS in Technology Leadership & Innovation
- ✦ Parents: Tomica Mason (mother)

COLLEGE

- ✦ Appeared in 34 games (24 starts) at Purdue (2018-22)
- ✦ Returned a pair of interceptions for a touchdown over his career, against Maryland (Oct. 12, 2019) and at Indiana (Nov. 26, 2023) which sealed Purdue's rivalry victory as well as the Big Ten West title
- ✦ Recorded five interceptions to go along with 20 pass breakups and 105 tackles
- ✦ All-Big Ten honorable mention (coaches, media)
- ✦ All Big-Ten third team (Pro Football Focus)
- ✦ National Football Foundation Hampshire Honor Society
- ✦ Started 13 games, making 34 tackles to go along with two interceptions and a team-high 10 pass breakups
- ✦ His pick-six late in the fourth quarter of the Old Oaken Bucket Game sealed the win and Purdue claiming the outright Big Ten West title
- ✦ Made a season-high eight tackles in the victory over the Hoosiers
- ✦ Intercepted a pass and made five solo tackles in a win at Maryland
- ✦ Had five games with at least four tackles

CORY TRICE JR.'S NFL REGULAR SEASON DEFENSIVE STATISTICS

DATE	TEAM	GP	GS	TACKLES					INTERCEPTIONS					O. FUMB			ST				MISC.					
				TK	S	A	TFL	YDS	SK	YDS	QBH	NO	YDS	LG	TD	PD	FF	FR	TD	YDS	TK	S	A	FF	FR	S
2023	Steelers	0	0	0	0	0	0	0	0.0	0.0	0	0	0	0	0	0	0	0	0	0	0	0	0	0	0	0
NFL TOTALS		0	0	0	0	0	0	0.0	0.0	0	0	0	0	0	0	0	0	0	0	0	0	0	0	0	0	0

CORY TRICE JR.'S NFL POSTSEASON DEFENSIVE STATISTICS

DATE	TEAM	GP	GS	TACKLES					INTERCEPTIONS					O. FUMB			ST				MISC.					
				TK	S	A	TFL	YDS	SK	YDS	QBH	NO	YDS	LG	TD	PD	FF	FR	TD	YDS	TK	S	A	FF	FR	S
2023	Steelers	0	0	0	0	0	0	0.0	0.0	0	0	0	0	0	0	0	0	0	0	0	0	0	0	0	0	0
NFL TOTALS		0	0	0	0	0	0	0.0	0.0	0	0	0	0	0	0	0	0	0	0	0	0	0	0	0	0	0

2023 GAME-BY-GAME REGULAR-SEASON STATISTICS (STEELERS)

DATE	OPPONENT	P/S	TACKLES							INTERCEPTIONS					O. FUMB			ST				MISC		W/L	SCORE		
			TK	S	A	SK	YDS	TFL	YDS	QBH	NO	YDS	LG	TD	PD	FF	FR	TD	YDS	TK	S	A	FF			FR	S
09/10	49ers																									L	7-30
09/18	Browns																									W	26-22
09/24	at Raiders																									W	23-18
10/01	at Texans																									L	6-30
10/08	Ravens																									W	17-10
10/22	at Rams																									W	24-17
10/29	Jaguars																									L	10-20
11/02	Titans																									W	20-16
11/12	Packers																									W	23-19
11/19	at Browns																									L	10-13
11/26	at Bengals																									W	16-10
12/03	Cardinals																									L	10-24
12/07	Patriots																									L	18-21
12/16	at Colts																									L	13-30
12/23	Bengals																									W	34-11
12/31	at Seahawks																									W	30-23
01/06	at Ravens																									W	17-10
2023 TOTALS			0	0	0	0.0	0.0	0	0	0	0	0	0	0	0	0	0	0	0	0	0	0	0	0	0	10-7	

2023 GAME-BY-GAME POSTSEASON STATISTICS (STEELERS)

DATE	OPPONENT	P/S	TACKLES							INTERCEPTIONS					O. FUMB			ST				MISC		W/L	SCORE			
			TK	S	A	SK	YDS	TFL	YDS	QBH	NO	YDS	LG	TD	PD	FF	FR	TD	YDS	TK	S	A	FF			FR	S	A
01/15	at Bills																										L	17-31
2023 TOTALS			0	0	0	0.0	0.0	0	0	0	0	0	0	0	0	0	0	0	0	0	0	0	0	0	0	0	0-1	



JONATHAN ^{RB} WARD

HEIGHT: 6-0
WEIGHT: 202
COLLEGE: Central Michigan
BORN: September 30, 1997

HOW ACQUIRED: FA '24
NFL EXPERIENCE: 5th year
BIRTHPLACE: Kankakee, IL

35



PRO CAREER

- ✦ Has played in 43 regular-season games (no starts) in four-year NFL career (Arizona 2020-22; Tennessee 2022-23)
- ✦ Has recorded 69 rushing yards on 17 attempts (4.1 avg.) and added six catches for 52 yards (8.7 avg.) and one receiving TD
- ✦ Made NFL debut in Week 3 of 2020 (vs. Detroit)

2023 (TITANS)

- ✦ Played in eight games (no starts)
- ✦ Rushed three times for 11 yards (3.7 avg.)
- ✦ Registered one tackle on special teams

2022 (CARDINALS/TITANS)

- ✦ Played in three regular-season games (no starts)
- ✦ Rushed five times for 25 yards (5.0 avg.)
- ✦ Caught two passes for seven yards (3.5 avg.)
- ✦ Returned one kickoff for 25 yards and registered two special teams stops on coverage units

2021 (CARDINALS)

- ✦ Played in 13 regular-season games (no starts)
- ✦ Contributed 33 yards on nine carries (3.7 avg.) while adding 34 yards on three receptions (11.3 avg.)
- ✦ Posted six tackles on special teams and recorded a forced fumble on coverage units
- ✦ Was inactive for three games and missed one contest while on the Reserve/COVID-19 list
- ✦ Caught a 23-yard pass from safety Chris Banjo on a fake punt to extend an Arizona drive that ended in the first touchdown of the game in Week 17 at Dallas

2020 (CARDINALS)

- ✦ Played in 14 regular-season games (no starts)
- ✦ Registered eight tackles on special teams
- ✦ Spent the first two weeks on the team's practice squad before being elevated to the active roster on Oct. 6
- ✦ Recorded his first career TD with an 11-yard reception on his only offensive play from scrimmage in Week 17 at L.A. Rams

TRANSACTIONS

- ✦ Signed a one-year contract with Pittsburgh on May 21, 2024
- ✦ Promoted to the Tennessee active roster on Dec. 11, 2023
- ✦ Signed to the Titans practice squad on Nov. 21, 2023
- ✦ Waived by Tennessee on Nov. 18, 2023
- ✦ Promoted to the Titans active roster on Nov. 11, 2023
- ✦ Signed to the Tennessee practice squad on Oct. 24, 2023
- ✦ Waived by the Titans on Aug. 30, 2023
- ✦ Promoted to the Tennessee active roster on Dec. 29, 2022
- ✦ Signed to the Titans practice squad on Dec. 14, 2022
- ✦ Released by the N.Y. Jets on Dec. 6, 2022
- ✦ Signed to the N.Y. Jets practice squad on Nov. 29, 2022
- ✦ Released by Arizona on Nov. 22, 2022
- ✦ Promoted to the Cardinals active roster on Oct. 6, 2020
- ✦ Activated from the Arizona practice squad to the active roster on Oct. 3, 2020
- ✦ Activated from the Cardinals practice squad to the active roster on Sept. 26, 2020
- ✦ Signed to the Arizona practice squad on Sept. 6, 2020
- ✦ Waived by Arizona on Sept. 5, 2020
- ✦ Signed with the Cardinals as an undrafted rookie free agent on April 27, 2020

PERSONAL

- ✦ Attended Bishop McNamara H.S. ((Kankakee, Ill.) and competed in football and track
- ✦ Was as a three-year starter at running back and set school career records with 83 TDs and 5,689 rushing yards and single-season records with 2,400 rushing yards and 36 TDs
- ✦ As a senior, earned All-State honors and led the team to a 13-1 finish and Class 3A state title
- ✦ Born Jonathan Ward on Sept. 30, 1997 in Kankakee, Ill.

COLLEGE

- ✦ Played in 41 games in four-year career at Central Michigan (2016-19)
- ✦ Rushed for 2,539 yards and 28 TDs on 473 carries (5.4 avg.)
- ✦ Caught 98 passes for 909 yards (9.3 avg.) and four TDs
- ✦ Ran for more than 1,000 yards twice in his career
- ✦ As a senior team captain (2019), started all 12 games and ran for a career-high 1,108 yards and 15 TDs; earned third-team All-MAC honors
- ✦ As a junior (2018), appeared in nine games (six starts) and had 212 rushing yards on 76 carries (2.8 avg.)
- ✦ As a sophomore (2017), appeared in 12 games (eight starts) and rushed for 1,019 yards and 10 TDs on 178 carries (5.7 avg.)
- ✦ Selected second-team All-MAC after leading the team in rushing yards, attempts and TDs
- ✦ As a freshman (2016), appeared in eight games and had 200 rushing yards and two TDs on 36 carries (5. avg.)

JONATHAN WARD'S NFL REGULAR SEASON RUSHING/RECEIVING STATISTICS

DATE	TEAM	GP	GS	RUSHING					RECEIVING				
				NO.	YDS.	AVG.	LG	TD	NO.	YDS.	AVG.	LG	TD
2020	Cardinals	14	0	0	0	0.0	0	0	1	11	11.0	11t	1
2021	Cardinals	13	0	9	33	3.7	7	0	3	34	11.3	23	0
2022	Cardinals	5	0	0	0	0.0	0	0	0	0	0.0	0	0
Went from Arizona to N.Y. Jets.													
2022	Jets	0	0	0	0	0.0	0	0	0	0	0.0	0	0
2022	TOTAL	5	0	0	0	0.0	0	0	0	0	0.0	0	0
2023	Titans	8	0	3	11	3.7	8	0	0	0	0.0	0	0
NFL TOTALS		40	0	12	44	3.7	8	0	4	45	11.3	23	1

JONATHAN WARD'S NFL POSTSEASON RUSHING/RECEIVING STATISTICS

DATE	TEAM	GP	GS	RUSHING					RECEIVING				
				NO.	YDS.	AVG.	LG	TD	NO.	YDS.	AVG.	LG	TD
2021	Cardinals	0	0	0	0	0.0	0	0	0	0	0.0	0	0
NFL TOTALS		0	0	0	0	0.0	0	0	0	0	0.0	0	0

JONATHAN WARD'S NFL REGULAR SEASON RETURN STATISTICS

DATE	TEAM	RET.	KICKOFF RETURNS					PUNT RETURNS					
			YDS.	AVG.	LG	TD	NO.	FC	YDS.	AVG.	LG	TD	
2020	Cardinals	0	0	0.0	0	0	0	0	0	0.0	0	0	
2021	Cardinals	1	16	16.0	16	0	0	0	0	0.0	0	0	
2022	Cardinals	0	0	0.0	0	0	0	0	0	0.0	0	0	
Went from Arizona to N.Y. Jets.													
2022	Jets	0	0	0.0	0	0	0	0	0	0.0	0	0	
2022	TOTAL	0	0	0.0	0	0	0	0	0	0.0	0	0	
2023	Titans	0	0	0.0	0	0	0	0	0	0.0	0	0	
NFL TOTALS		1	16	16.0	16	0	0	0	0	0.0	0	0	

JONATHAN WARD'S NFL POSTSEASON RETURN STATISTICS

DATE	TEAM	RET.	KICKOFF RETURNS					PUNT RETURNS				
			YDS.	AVG.	LG	TD	NO.	FC	YDS.	AVG.	LG	TD
2021	Cardinals	0	0	0.0	0	0	0	0	0	0.0	0	0
NFL TOTALS		0	0	0.0	0	0	0	0	0	0.0	0	0

SINGLE-GAME HIGHS: RUSHING/RECEIVING

Rush Attempts	4 at Cleveland Browns, Oct 17, 2021	All-Purpose Yards	26 at Dallas Cowboys, Jan 02, 2022
	2 at Dallas Cowboys, Jan 02, 2022		19 vs. Indianapolis Colts, Dec 25, 2021
Rushing Yards	14 at Cleveland Browns, Oct 17, 2021	Kickoff Returns	1 vs. Indianapolis Colts, Dec 25, 2021
	7 vs. Houston Texans, Oct 24, 2021	Kickoff Return Yards	16 vs. Indianapolis Colts, Dec 25, 2021
Longest Runs	7 vs. Houston Texans, Oct 24, 2021	Longest Kickoff Return	16 vs. Indianapolis Colts, Dec 25, 2021
	7 at Cleveland Browns, Oct 17, 2021	Special Teams Tackles	2 vs. Green Bay Packers, Oct 28, 2021
Receptions	1 vs. Seattle Seahawks, Jan 09, 2022		1 vs. Seattle Seahawks, Jan 09, 2022
	1 at Dallas Cowboys, Jan 02, 2022		...9 more at 1.
	...2 more at 1.	Most TDs	1 at Los Angeles Rams, Jan 03, 2021
Receiving Yards	23 at Dallas Cowboys, Jan 02, 2022		
	11 at Los Angeles Rams, Jan 03, 2021		
Longest Receptions	23 at Dallas Cowboys, Jan 02, 2022		
	11t at Los Angeles Rams, Jan 03, 2021		
Receiving TDs	1 at Los Angeles Rams, Jan 03, 2021		

2023 GAME-BY-GAME REGULAR-SEASON STATISTICS (TITANS)

DATE	OPPONENT	P/S	RUSHING					RECEIVING					W/L	SCORE
			NO.	YDS.	AVG.	LG	TD	NO.	YDS.	AVG.	LG	TD		
09/10	at Saints												L	15-16
09/17	Chargers												W	27-24+
09/24	at Browns												L	3-27
10/01	Bengals												W	27-3
10/08	at Colts												L	16-23
10/15	Ravens												L	16-24
10/29	Falcons												W	28-23
11/02	at Steelers	P	0	0	0.0	0	0	0	0	0.0	0	0	L	16-20
11/12	at Buccaneers	P	0	0	0.0	0	0	0	0	0.0	0	0	L	6-20
11/19	at Jaguars												L	14-34
11/26	Panthers												W	17-10
12/03	Colts												L	28-31+
12/11	at Dolphins	P	0	0	0.0	0	0	0	0	0.0	0	0	W	28-27
12/17	Texans	P	0	0	0.0	0	0	0	0	0.0	0	0	L	16-19+
12/24	Seahawks	P	0	0	0.0	0	0	0	0	0.0	0	0	L	17-20
12/31	at Texans	P	3	11	3.7	8	0	0	0	0.0	0	0	L	3-26
01/07	Jaguars	P	0	0	0.0	0	0	0	0	0.0	0	0	W	28-20
2023 TOTALS		7-0	3	11	3.7	8	0	0	0	0.0	0	0	6-11	

+ - Overtime

2022 GAME-BY-GAME REGULAR-SEASON STATISTICS (CARDINALS/JETS)

DATE	OPPONENT	P/S	RUSHING					RECEIVING					W/L	SCORE
			NO.	YDS.	AVG.	LG	TD	NO.	YDS.	AVG.	LG	TD		
09/11	Chiefs	P	0	0	0.0	0	0	0	0	0.0	0	0	L	21-44
09/18	at Raiders	P	0	0	0.0	0	0	0	0	0.0	0	0	W	29-23+
09/25	Rams	P	0	0	0.0	0	0	0	0	0.0	0	0	L	12-20
10/02	at Panthers	P	0	0	0.0	0	0	0	0	0.0	0	0	W	26-16
10/09	Eagles	P	0	0	0.0	0	0	0	0	0.0	0	0	L	17-20
10/16	at Seahawks												L	9-19
10/20	Saints												W	42-34
10/30	at Vikings												L	26-34
11/06	Seahawks												L	21-31
11/13	at Rams												W	27-17
11/21	49ers												L	10-38
11/27	Chargers												L	24-25
12/04	at Vikings												L	22-27
12/12	Patriots												L	13-27
12/18	at Broncos												L	15-24
12/25	Buccaneers												L	16-19+
01/01	at Falcons												L	19-20
01/08	at 49ers												L	13-38
2022 TOTALS		5-0	0	0	0.0	0	0	0	0	0.0	0	0	4-14	

+ - Overtime

2021 GAME-BY-GAME REGULAR-SEASON STATISTICS (CARDINALS)

DATE	OPPONENT	P/S	RUSHING					RECEIVING					W/L	SCORE
			NO.	YDS.	AVG.	LG	TD	NO.	YDS.	AVG.	LG	TD		
09/12	at Titans	P	0	0	0.0	0	0	0	0	0.0	0	0	W	38-13
09/19	Vikings	P	0	0	0.0	0	0	0	0	0.0	0	0	W	34-33
09/26	at Jaguars	P	0	0	0.0	0	0	0	0	0.0	0	0	W	31-19
10/03	at Rams	P	0	0	0.0	0	0	0	0	0.0	0	0	W	37-20
10/10	49ers	P	0	0	0.0	0	0	0	0	0.0	0	0	W	17-10
10/17	at Browns	P	4	14	3.5	7	0	0	0	0.0	0	0	W	37-14
10/24	Texans	P	1	7	7.0	7	0	0	0	0.0	0	0	W	31-5
10/28	Packers	P	0	0	0.0	0	0	0	0	0.0	0	0	L	21-24
11/07	at 49ers												W	31-17
11/14	Panthers												L	10-34
11/21	at Seahawks												W	23-13
12/05	at Bears												W	33-22
12/13	Rams	P	0	0	0.0	0	0	0	0	0.0	0	0	L	23-30
12/19	at Lions	P	1	6	6.0	6	0	1	9	9.0	9	0	L	12-30
12/25	Colts	P	1	3	3.0	3	0	0	0	0.0	0	0	L	16-22
01/02	at Cowboys	P	2	3	1.5	2	0	1	23	23.0	23	0	W	25-22
01/09	Seahawks	P	0	0	0.0	0	0	1	2	2.0	2	0	L	30-38
2021 TOTALS		13-0	9	33	3.7	7	0	3	34	11.3	23	0	11-6	

+ - Overtime

2020 GAME-BY-GAME REGULAR-SEASON STATISTICS (CARDINALS)

DATE	OPPONENT	P/S	RUSHING					RECEIVING					W/L	SCORE
			NO.	YDS.	AVG.	LG	TD	NO.	YDS.	AVG.	LG	TD		
09/13	at 49ers												W	24-20
09/20	Football Team												W	30-15
09/27	Lions	P	0	0	0.0	0	0	0	0	0.0	0	0	L	23-26
10/04	at Panthers	P	0	0	0.0	0	0	0	0	0.0	0	0	L	21-31
10/11	at Jets	P	0	0	0.0	0	0	0	0	0.0	0	0	W	30-10
10/19	at Cowboys	P	0	0	0.0	0	0	0	0	0.0	0	0	W	38-10
10/25	Seahawks	P	0	0	0.0	0	0	0	0	0.0	0	0	W	37-34+
11/08	Dolphins	P	0	0	0.0	0	0	0	0	0.0	0	0	L	31-34
11/15	Bills	P	0	0	0.0	0	0	0	0	0.0	0	0	W	32-30
11/19	at Seahawks	P	0	0	0.0	0	0	0	0	0.0	0	0	L	21-28
11/29	at Patriots	P	0	0	0.0	0	0	0	0	0.0	0	0	L	17-20
12/06	Rams	P	0	0	0.0	0	0	0	0	0.0	0	0	L	28-38
12/13	at Giants	P	0	0	0.0	0	0	0	0	0.0	0	0	W	26-7
12/20	Eagles	P	0	0	0.0	0	0	0	0	0.0	0	0	W	33-26
12/26	49ers	P	0	0	0.0	0	0	0	0	0.0	0	0	L	12-20
01/03	at Rams	P	0	0	0.0	0	0	1	11	11.0	11t	1	L	7-18
2020 TOTALS		14-0	0	0	0.0	0	0	1	11	11.0	11T	1	8-8	

+ - Overtime

2021 GAME-BY-GAME POSTSEASON STATISTICS (CARDINALS)

DATE	OPPONENT	P/S	RUSHING					RECEIVING					W/L	SCORE
			NO.	YDS.	AVG.	LG	TD	NO.	YDS.	AVG.	LG	TD		
01/17	at Rams												L	11-34
2021 TOTALS		0-0	0	0	0.0	0	0	0	0	0.0	0	0	0-1	



JAYLEN^{RB} WARREN

HEIGHT: 5-8
WEIGHT: 215
COLLEGE: Oklahoma State
BORN: November 1, 1998

HOW ACQUIRED: UDFA '22
NFL EXPERIENCE: 3rd year
BIRTHPLACE: Cottonwoods Heights, UT

30



PRO CAREER

- ✦ Has played in 33 regular-season games (no starts) in two-year NFL career (Pittsburgh 2022-23)
- ✦ Has recorded 1,163 rushing yards and five rushing TDs on 226 attempts (5.1 avg.) and added 89 catches for 584 yards (6.6 avg.) and six receiving TDs
- ✦ Warren and Najee Harris each eclipsed 1,000 scrimmage yards in 2023
- ✦ Warren and Harris were the fourth duo in franchise history to eclipse 1,000 scrimmage yards in the same season and first since Walter Abercrombie and Earnest Jackson in 1986 (Abercrombie and Frank Pollard also accomplished the feat in 1985, as did Franco Harris and Rocky Bleier in 1976)
- ✦ Warren and Harris each rushed for at least 750 yards in 2023
- ✦ First pair of Steelers' running backs to rush for 750 or more yards in the same since season 2004 (Jerome Bettis, 941; Duce Staley, 830)
- ✦ Made NFL debut in Week 1 of 2022 (at Cincinnati)

2023 (STEELERS)

- ✦ Played in 17 regular-season games (no starts)
- ✦ Rushed 149 times for 784 yards (5.3 avg.) and four TDs
- ✦ Added 61 receptions for 370 yards (6.1 avg.)
- ✦ Warren and Najee Harris each eclipsed 1,000 scrimmage yards in 2023
- ✦ Warren and Harris were the fourth duo in franchise history to eclipse 1,000 scrimmage yards in the same season and first since Walter Abercrombie and Earnest Jackson in 1986 (Abercrombie and Frank Pollard also accomplished the feat in 1985, as did Franco Harris and Rocky Bleier in 1976)
- ✦ Warren and Harris each rushed for at least 750 yards in 2023
- ✦ First pair of Steelers' running backs to rush for 750 or more yards in the same since season 2004 (Jerome Bettis, 941; Duce Staley, 830)
- ✦ Rushed 13 times for 75 yards (5.8 avg.) and one TD while adding 23 receiving yards on four receptions (5.8 avg.) in Week 17 at Seattle
- ✦ Registered an 18-yard TD run with 1:47 remaining in the first quarter that gave the Steelers a 7-0 lead over the Seahawks
- ✦ Led the team with 129 yards on nine carries (14.3 avg.) while adding 16 receiving yards on three receptions (5.3 avg.) in Week 11 at Cleveland
- ✦ Registered a 74-yard TD run with 14:10 remaining in the third quarter that cut the Browns lead to 10-7
- ✦ The 74-yard TD run was the longest by the Steelers since Le'Veon Bell had an 81-yard TD run in Week 3 of 2014 (at Carolina)
- ✦ The 74-yard TD run was the second-longest by the Steelers in the series history with Cleveland (Willie Parker had an 80-yard TD run in Week 16 of 2005)
- ✦ Rushed for 100 yards or more in both Week 10 (vs. Green Bay) and Week 11 (at Cleveland)
- ✦ First Steelers player to rush for 100 or more yards in consecutive games since James Conner in Weeks 2-3 of 2020
- ✦ First undrafted running back to register back-to-back 100-yard rushing games since C.J. Anderson (L.A. Rams) in Weeks 16 and 17 of 2018
- ✦ Second undrafted running back in franchise history to register back-to-back 100-yard rushing games
- ✦ Willie Parker is the only other undrafted running back in franchise history to accomplish the feat (had streaks of four games, three games, three games, two games, two games and two games)
- ✦ Registered 19 runs of 10 yards or more after Week 9, which was tied for the fifth-most in the League over the span
- ✦ Averaged 5.86 yards/rush after Week 9, which was the second-best in the League over the span (min. 100 carries)

2022 (STEELERS)

- ✦ Played in 16 regular-season games (no starts)
- ✦ Rushed 77 times for 379 yards and one touchdown
- ✦ Added on 28 receptions for 214 yards
- ✦ Ranked sixth in rushing yards by an undrafted free agent running back in 2022
- ✦ Broke off runs of 10-plus yards 11 times, including three in Week 8 at Philadelphia
- ✦ Caught a pass for 26 yards, his longest reception and the longest by a Steelers running back of the season, in Week 10 vs. New Orleans
- ✦ Was inactive Week 12 at Indianapolis due to injury
- ✦ Punched in his first career touchdown in Week 15 at Carolina on a two-yard run
- ✦ Had a season-long 31-yard run in Week 17 at Baltimore to contribute to his total of 98 all-purpose yards

TRANSACTIONS

- ✦ Signed as an undrafted free agent with Pittsburgh on May 2, 2022

PERSONAL

- ✦ Derrell Jaylen Warren was born Nov. 1, 1998, in Clinton, North Carolina
- ✦ Son of Derrick and Salaneta Warren
- ✦ Graduated with a degree in sociology
- ✦ Named the 2016 Deseret News' Mr. Football and the Salt Lake Tribune Player of the Year after leading East to an undefeated 14-0 season and second consecutive Class 4A state championship
- ✦ Helped the Leopards lead the nation in rushing with 6,797 yards (485.5 ypg)
- ✦ Totaled 3,099 yards rushing during his senior season to shatter the 37-year-old single-season state rushing record, while becoming the first player in the history of Utah high school football to ever reach the 3,000-yard mark
- ✦ Tied a single-season state record with 38 rushing touchdowns as a senior in 2016

COLLEGE

- ✦ A JUCO product (Snow College, 2018) who played two years at Utah State (2019-20) before transferring to Oklahoma State for his final collegiate season (2021)
- ✦ Rushed for 2,126 yards and 19TDs on 407 carries (5.0 yards/rush) in 29 career college games
- ✦ Named the 2021 Big 12 Offensive Newcomer of the Year by the league's head coaches
- ✦ Voted as a captain by his teammates at the end of his lone season in Stillwater
- ✦ One of seven finalists for the 2021 Polynesian College Football Player of the Year Award
- ✦ Finished 2021 ranked in top 25 among all FBS players with 1,216 rushing yards and 11 carries of at least 20 yards
- ✦ Ranked 28th in the FBS with 1,441 yards from scrimmage in 2021
- ✦ His '21 season rushing total tied for 19th-most in a single season in school history
- ✦ Started the final 12 games of the year and played in all 14, although he was available for just the first two snaps with no carries due to an injury in the Big 12 Championship game
- ✦ Scored 11 rushing TDs on the year
- ✦ Finished with five 100-yard rushing performances, including 218 vs. Boise State, 193 vs. Texas, 125 vs. Baylor, 123 vs. Kansas State and 113 vs. TCU
- ✦ Had OSU's longest rush (75-yard TD run at Boise State) and reception (52-yard catch vs. K-State) of the year
- ✦ Had two of the top six single-game rushing yardage totals in the Big 12, including No. 2 (218 at Boise State) and No. 6 (193 at Texas)
- ✦ Received five Big 12 weekly honors, which marked two more than any other player in the conference

JAYLEN WARREN'S NFL REGULAR SEASON RUSHING/RECEIVING STATISTICS

DATE	TEAM	RUSHING							RECEIVING				
		GP	GS	NO.	YDS.	AVG.	LG	TD	NO.	YDS.	AVG.	LG	TD
2022	Steelers	16	0	77	379	4.9	31	1	28	214	7.6	26	0
2023	Steelers	17	0	149	784	5.3	74t	4	61	370	6.1	30	0
NFL TOTALS		33	0	226	1,163	5.1	74T	5	89	584	6.6	30	0

JAYLEN WARREN'S NFL POSTSEASON RUSHING/RECEIVING STATISTICS

DATE	TEAM	RUSHING							RECEIVING				
		GP	GS	NO.	YDS.	AVG.	LG	TD	NO.	YDS.	AVG.	LG	TD
2023	Steelers	1	0	8	38	4.8	12	0	2	16	8.0	16	0
NFL TOTALS		1	0	8	38	4.8	12	0	2	16	8.0	16	0

JAYLEN WARREN'S NFL REGULAR SEASON RETURN STATISTICS

DATE	TEAM	KICKOFF RETURNS					PUNT RETURNS					
		RET.	YDS.	AVG.	LG	TD	NO.	FC	YDS.	AVG.	LG	TD
2022	Steelers	0	0	0.0	0	0	0	0	0	0.0	0	0
2023	Steelers	0	0	0.0	0	0	0	0	0	0.0	0	0
NFL TOTALS		0	0	0.0	0	0	0	0	0	0.0	0	0

JAYLEN WARREN'S NFL POSTSEASON RETURN STATISTICS

DATE	TEAM	KICKOFF RETURNS					PUNT RETURNS					
		RET.	YDS.	AVG.	LG	TD	NO.	FC	YDS.	AVG.	LG	TD
2023	Steelers	1	21	21.0	21	0	0	0	0	0.0	0	0
NFL TOTALS		1	21	21.0	21	0	0	0	0	0.0	0	0

SINGLE-GAME HIGHS: RUSHING/RECEIVING

Rush Attempts	15 vs. Green Bay Packers, Nov 12, 2023 13 at Seattle Seahawks, Dec 31, 2023 ...1 more at 13.	Receiving Yards	66 vs. Cleveland Browns, Sep 18, 2023 40 vs. New Orleans Saints, Nov 13, 2022 16.5 vs. Cleveland Browns, Sep 18, 2023
Rushing Yards	129 at Cleveland Browns, Nov 19, 2023 101 vs. Green Bay Packers, Nov 12, 2023	Longest Receptions	13.3 vs. New Orleans Saints, Nov 13, 2022 30 vs. Cleveland Browns, Sep 18, 2023
Rushing Average	14.3 at Cleveland Browns, Nov 19, 2023 8.0 vs. Tennessee Titans, Nov 02, 2023	All-Purpose Yards	145 at Cleveland Browns, Nov 19, 2023 113 vs. Tennessee Titans, Nov 02, 2023
Longest Runs	74t at Cleveland Browns, Nov 19, 2023 31 at Baltimore Ravens, Jan 01, 2023	Special Teams Tackles	1 vs. Cleveland Browns, Jan 08, 2023 1 vs. Tampa Bay Buccaneers, Oct 16, 2022 ...1 more at 1.
Rushing TDs	1 at Seattle Seahawks, Dec 31, 2023 1 at Cleveland Browns, Nov 19, 2023 ...3 more at 1.	Most TDs	1 at Seattle Seahawks, Dec 31, 2023 1 at Cleveland Browns, Nov 19, 2023 ...3 more at 1.
Receptions	6 at Houston Texans, Oct 01, 2023 5 at Baltimore Ravens, Jan 06, 2024 ...3 more at 5.		

SINGLE-GAME HIGHS - POSTSEASON: RUSHING/RECEIVING

Rush Attempts	8 at Buffalo Bills, Jan 15, 2024	Receiving Yards	16 at Buffalo Bills, Jan 15, 2024
Rushing Yards	38 at Buffalo Bills, Jan 15, 2024	Longest Receptions	16 at Buffalo Bills, Jan 15, 2024
Rushing Average	4.8 at Buffalo Bills, Jan 15, 2024	All-Purpose Yards	75 at Buffalo Bills, Jan 15, 2024
Longest Runs	12 at Buffalo Bills, Jan 15, 2024 10 at Buffalo Bills, Jan 15, 2024 6 at Buffalo Bills, Jan 15, 2024 5 at Buffalo Bills, Jan 15, 2024 3 at Buffalo Bills, Jan 15, 2024	Longest Kickoff Return	21 at Buffalo Bills, Jan 15, 2024
Receptions	2 at Buffalo Bills, Jan 15, 2024		

100-YARD RUSHING GAMES (2): REGULAR SEASON

DATE	TEAM	ATT.	YDS.	AVG.	LG	TD
11/12/23	PACKERS	15	101	6.7	20	1
11/19/23	at Browns	9	129	14.3	74t	1

2023 GAME-BY-GAME REGULAR-SEASON STATISTICS (STEELERS)

DATE	OPPONENT	P/S	RUSHING					RECEIVING					W/L	SCORE
			NO.	YDS.	AVG.	LG	TD	NO.	YDS.	AVG.	LG	TD		
09/10	49ers	P	3	6	2.0	3	0	5	12	2.4	9	0	L	7-30
09/18	Browns	P	6	20	3.3	8	0	4	66	16.5	30	0	W	26-22
09/24	at Raiders	P	8	29	3.6	11	0	3	23	7.7	16	0	W	23-18
10/01	at Texans	P	8	29	3.6	18	0	6	26	4.3	7	0	L	6-30
10/08	Ravens	P	9	40	4.4	16	0	3	39	13.0	23	0	W	17-10
10/22	at Rams	P	6	32	5.3	13t	1	1	-1	-1.0	-1	0	W	24-17
10/29	Jaguars	P	5	19	3.8	8	0	4	19	4.8	11	0	L	10-20
11/02	Titans	P	11	88	8.0	22	0	3	25	8.3	9	0	W	20-16
11/12	Packers	P	15	101	6.7	20	1	2	9	4.5	6	0	W	23-19
11/19	at Browns	P	9	129	14.3	74t	1	3	16	5.3	14	0	L	10-13
11/26	at Bengals	P	13	49	3.8	9	0	3	13	4.3	15	0	W	16-10
12/03	Cardinals	P	9	59	6.6	18	0	1	-4	-4.0	-4	0	L	10-24
12/07	Patriots	P	7	11	1.6	7	0	4	29	7.3	12	0	L	18-21
12/16	at Colts	P	10	40	4.0	11	0	5	28	5.6	11	0	L	13-30
12/23	Bengals	P	8	24	3.0	5	0	5	30	6.0	18	0	W	34-11
12/31	at Seahawks	P	13	75	5.8	23	1	4	23	5.8	10	0	W	30-23
01/06	at Ravens	P	9	33	3.7	23	0	5	17	3.4	7	0	W	17-10
2023 TOTALS		17-0	149	784	5.3	74T	4	61	370	6.1	30	0	10-7	

2022 GAME-BY-GAME REGULAR-SEASON STATISTICS (STEELERS)

DATE	OPPONENT	P/S	RUSHING					RECEIVING					W/L	SCORE
			NO.	YDS.	AVG.	LG	TD	NO.	YDS.	AVG.	LG	TD		
09/11	at Bengals	P	3	7	2.3	3	0	0	0	0.0	0	0	W	23-20+
09/18	Patriots	P	4	15	3.8	6	0	1	0	0.0	0	0	L	14-17
09/22	at Browns	P	4	30	7.5	10	0	1	3	3.0	3	0	L	17-29
10/02	Jets	P	3	18	6.0	14	0	1	4	4.0	4	0	L	20-24
10/09	at Bills	P	5	24	4.8	12	0	4	39	9.8	13	0	L	3-38
10/16	Buccaneers	P	2	2	1.0	1	0	0	0	0.0	0	0	W	20-18
10/23	at Dolphins	P	2	7	3.5	4	0	2	17	8.5	10	0	L	10-16
10/30	at Eagles	P	6	50	8.3	19	0	3	25	8.3	15	0	L	13-35
11/13	Saints	P	9	37	4.1	21	0	3	40	13.3	26	0	W	20-10
11/20	Bengals	P	0	0	0.0	0	0	1	9	9.0	9	0	L	30-37
11/28	at Colts												W	24-17
12/04	at Falcons	P	1	5	5.0	5	0	2	14	7.0	7	0	W	19-16
12/11	Ravens	P	3	11	3.7	8	0	2	16	8.0	14	0	L	14-16
12/18	at Panthers	P	11	38	3.5	9	1	1	11	11.0	11	0	W	24-16
12/24	Raiders	P	6	23	3.8	13	0	1	7	7.0	7	0	W	13-10
01/01	at Ravens	P	12	76	6.3	31	0	3	22	7.3	10	0	W	16-13
01/08	Browns	P	6	36	6.0	22	0	3	7	2.3	3	0	W	28-14
2022 TOTALS		16-0	77	379	4.9	31	1	28	214	7.6	26	0	9-8	

+ - Overtime

2023 GAME-BY-GAME POSTSEASON STATISTICS (STEELERS)

DATE	OPPONENT	P/S	RUSHING					RECEIVING					W/L	SCORE
			NO.	YDS.	AVG.	LG	TD	NO.	YDS.	AVG.	LG	TD		
01/15	at Bills	P	8	38	4.8	12	0	2	16	8.0	16	0	L	17-31
2023 TOTALS		1-0	8	38	4.8	12	0	2	16	8.0	16	0	0-1	



DARNELL TE WASHINGTON

HEIGHT: 6-7
WEIGHT: 264
COLLEGE: Georgia
BORN: August 17, 2001

HOW ACQUIRED: 03 '23
NFL EXPERIENCE: 2nd year
BIRTHPLACE: Las Vegas, NV

80



PRO CAREER

- ✦ Has played in 17 career regular-season games (seven starts) in one-year NFL career (Pittsburgh 2023)
- ✦ Has caught seven passes for 61 yards (8.7 avg.)
- ✦ Made NFL debut in Week 1 of 2023 (vs. San Francisco)
- ✦ Made NFL starting debut in Week 2 of 2023 (vs. Cleveland)

2023 (STEELERS)

- ✦ Played in 17 regular-season games (seven starts)
- ✦ Caught seven passes for 61 yards (8.7 avg.)

TRANSACTIONS

- ✦ Signed four-year contract with Pittsburgh on May 13, 2023
- ✦ Drafted by the Steelers in the third round (93rd overall) of the 2023 NFL Draft

PERSONAL

- ✦ Played at Desert Pines High School for head coach Tico Rodriguez
- ✦ Selected to play for Team Pressure in the 2020 Under Armour All-America Game, where he committed to Georgia in front of a national ESPN2 audience
- ✦ 247Sports.com composite five-star prospect
- ✦ Ranked as the No. 23 overall prospect nationally, the No. 1 athlete nationally and the top prospect in Nevada
- ✦ ESPN.com five-star prospect, No. 19 overall prospect nationally, No. 1 tight end prospect nationally and No. 1 prospect in Nevada
- ✦ PrepStar Magazine five-star prospect, Top 150 Dream Team, No. 1 Athlete and ranked No. 13 prospect nationally
- ✦ Rivals.com five-star prospect, No. 32 overall prospect nationally, No. 2 overall athlete prospect and No. 1 prospect in Nevada
- ✦ Honored as the No. 16 prospect nationally in the USA Today Chosen 25 in the preseason
- ✦ As a senior, helped lead Desert Pines to the No. 3 state ranking, an 11-1 record, 43.6 points per game and the 2019 NIAA Class 4A state semifinals
- ✦ Hauled in 31 catches for 586 receiving yards and four TDs his senior season, averaging 18.9 yards per reception
- ✦ Also played defensive end for DPHS, notching 15 tackles, four for loss, and an interception
- ✦ Selected to play for Team Diplomats at the 2019 Opening Finals, where he threw the top powerball throw (51 feet) on record and caught 17 passes for three TDs in 7-on-7 play
- ✦ Recognized with the 2018-19 Las Vegas Review Journal Richard Nelson Courage Award for overcoming obstacles to achieve athletic success
- ✦ Named to the 2018 USA Today All-USA and NIAA All-State Class 4A Second Team offenses following his junior season
- ✦ Also competed for the Jaguars varsity basketball team, averaging 11 points and 12 rebounds per game as a junior
- ✦ Full name is Darnell Ernest Washington
- ✦ Recipient of the Atlanta Greensboro Football Scholarship

COLLEGE

- ✦ Appeared in 36 games (27 starts) at Georgia (2020-22)
- ✦ Caught 45 passes for 774 yards and three TDs (17.2 yards per reception)
- ✦ 2022 All-SEC second team
- ✦ Started 14 of 15 games at tight end in 2022
- ✦ Caught 28 passes for 454 yards and two TDs
- ✦ Had two catches for 33 yards in season-opening win over Oregon
- ✦ Named a team co-captain for the Kent State and Auburn games
- ✦ Caught two passes for 33 yards, including a 28-yarder, in win over Samford
- ✦ Three catches for 47 yards in win over Florida
- ✦ Three catches for 64 yards in win at Missouri
- ✦ Had a career-high five receptions for 60 yards in win at Mississippi State
- ✦ Also had his first TD catch of the season in the game
- ✦ Had career-high four catches for 78 yards in win over Vanderbilt
- ✦ Had one catch for nine yards in win over Ohio State in the CFP Semifinal Chick-fil-A Peach Bowl
- ✦ Had one catch for 28 yards in the CFP National Championship Game
- ✦ Named to the preseason watch list for the John Mackey Award, given to the nation's outstanding collegiate tight end

DARNELL WASHINGTON'S NFL REGULAR SEASON RUSHING/RECEIVING STATISTICS

DATE	TEAM	RECEIVING						RUSHING					
		GP	GS	NO.	YDS.	AVG.	LG	TD	NO.	YDS.	AVG.	LG	TD
2023	Steelers	17	7	7	61	8.7	12	0	0	0	0.0	0	0
NFL TOTALS		17	7	7	61	8.7	12	0	0	0	0.0	0	0

DARNELL WASHINGTON'S NFL POSTSEASON RUSHING/RECEIVING STATISTICS

DATE	TEAM	GP	GS	RECEIVING						RUSHING					
				NO.	YDS.	AVG.	LG	TD	NO.	YDS.	AVG.	LG	TD		
2023	Steelers	1	1	0	0	0.0	0	0	0	0	0	0.0	0	0	
NFL TOTALS		1	1	0	0	0.0	0	0	0	0	0	0.0	0	0	

DARNELL WASHINGTON'S NFL REGULAR SEASON RETURN STATISTICS

DATE	TEAM	KICKOFF RETURNS					PUNT RETURNS					
		RET.	YDS.	AVG.	LG	TD	NO.	FC	YDS.	AVG.	LG	TD
2023	Steelers	0	0	0.0	0	0	0	0	0	0.0	0	0
NFL TOTALS		0	0	0.0	0	0	0	0	0	0.0	0	0

DARNELL WASHINGTON'S NFL POSTSEASON RETURN STATISTICS

DATE	TEAM	KICKOFF RETURNS					PUNT RETURNS					
		RET.	YDS.	AVG.	LG	TD	NO.	FC	YDS.	AVG.	LG	TD
2023	Steelers	0	0	0.0	0	0	0	0	0	0.0	0	0
NFL TOTALS		0	0	0.0	0	0	0	0	0	0.0	0	0

SINGLE-GAME HIGHS: RECEIVING

Receptions	1 vs. Cincinnati Bengals, Dec 23, 2023 1 vs. New England Patriots, Dec 07, 2023 ...5 more at 1.	Longest Receptions	12 vs. New England Patriots, Dec 07, 2023 10 at Cincinnati Bengals, Nov 26, 2023 ...1 more at 10.
Receiving Yards	12 vs. New England Patriots, Dec 07, 2023 10 at Cincinnati Bengals, Nov 26, 2023 ...1 more at 10.	All-Purpose Yards	12 vs. New England Patriots, Dec 07, 2023 10 at Cincinnati Bengals, Nov 26, 2023 ...1 more at 10.

2023 GAME-BY-GAME REGULAR-SEASON STATISTICS (STEELERS)

DATE	OPPONENT	P/S	RECEIVING					RUSHING					W/L	SCORE
			NO.	YDS.	AVG.	LG	TD	NO.	YDS.	AVG.	LG	TD		
09/10	49ers	P	0	0	0.0	0	0	0	0	0.0	0	0	L	7-30
09/18	Browns	S	0	0	0.0	0	0	0	0	0.0	0	0	W	26-22
09/24	at Raiders	S	0	0	0.0	0	0	0	0	0.0	0	0	W	23-18
10/01	at Texans	S	1	10	10.0	10	0	0	0	0.0	0	0	L	6-30
10/08	Ravens	S	0	0	0.0	0	0	0	0	0.0	0	0	W	17-10
10/22	at Rams	P	0	0	0.0	0	0	0	0	0.0	0	0	W	24-17
10/29	Jaguars	P	0	0	0.0	0	0	0	0	0.0	0	0	L	10-20
11/02	Titans	P	1	7	7.0	7	0	0	0	0.0	0	1	W	20-16
11/12	Packers	S	1	6	6.0	6	0	0	0	0.0	0	0	W	23-19
11/19	at Browns	P	1	8	8.0	8	0	0	0	0.0	0	0	L	10-13
11/26	at Bengals	P	1	10	10.0	10	0	0	0	0.0	0	0	W	16-10
12/03	Cardinals	P	0	0	0.0	0	0	0	0	0.0	0	0	L	10-24
12/07	Patriots	S	1	12	12.0	12	0	0	0	0.0	0	0	L	18-21
12/16	at Colts	P	0	0	0.0	0	0	0	0	0.0	0	0	L	13-30
12/23	Bengals	P	1	8	8.0	8	0	0	0	0.0	0	0	W	34-11
12/31	at Seahawks	S	0	0	0.0	0	0	0	0	0.0	0	0	W	30-23
01/06	at Ravens	P	0	0	0.0	0	0	0	0	0.0	0	0	W	17-10
2023 TOTALS		17-7	7	61	8.7	12	0	0	0	0.0	0	0	10-7	

2023 GAME-BY-GAME POSTSEASON STATISTICS (STEELERS)

DATE	OPPONENT	P/S	RECEIVING					RUSHING					W/L	SCORE
			NO.	YDS.	AVG.	LG	TD	NO.	YDS.	AVG.	LG	TD		
01/15	at Bills	S	0	0	0.0	0	0	0	0	0.0	0	0	L	17-31
2023 TOTALS		1-1	0	0	0.0	0	0	0	0	0.0	0	0	0-1	



QUEZ ^{WR} WATKINS

HEIGHT: 6-0
WEIGHT: 193
COLLEGE: Southern Mississippi
BORN: June 9, 1998

HOW ACQUIRED: FA '24
NFL EXPERIENCE: 5th year
BIRTHPLACE: Athens, AL

16



PRO CAREER

- ✦ Has played in 49 regular-season games (25 starts) in four-year NFL career (Philadelphia 2020-23)
- ✦ Has recorded 98 catches for 1,249 yards (12.7 avg.) and 6 TDs
- ✦ Appeared in five postseason games (one start) and tallied six catches for 55 yards (9.2 avg.)
- ✦ Registered one catch for eight yards in Super Bowl LVII vs. Kansas City
- ✦ Made NFL debut in Week 5 of 2020 (at Pittsburgh)
- ✦ Made NFL starting debut in Week 1 of 2021 (at Atlanta)
- ✦ Registered his first 100-yard receiving game in Week 2 of 2021 (vs. San Francisco)

2023 (EAGLES)

- ✦ Played in nine regular-season games (five starts)
- ✦ Registered 15 catches for 142 yards and one touchdown
- ✦ Recorded one kickoff return for 11 yards
- ✦ Played in one postseason game vs TB and registered 3 catches for 12 yards

2022 (EAGLES)

- ✦ Played in all 17 regular-season games (eight starts)
- ✦ Registered 33 catches for 354 yards (10.7 avg.) and a career-high three TDs
- ✦ Played in three postseason games (one start), the one start being in Super Bowl LVII vs. Kansas City where he registered one catch for eight yards
- ✦ Recorded five kickoff returns for 55 yards

2021 (EAGLES)

- ✦ Played in all 17 regular-season games (12 starts)
- ✦ Registered a career-high 43 catches for a career-high 647 yards (15.0 avg.) and one TD
- ✦ He was second on the team in yards per reception (15.0) and third in receptions of 20+ yards (12)
- ✦ Played in one postseason game registering two catches for 35 yards
- ✦ His 91-yard catch in Week 2 vs. San Francisco was the longest reception of the season
- ✦ Registered his first 100-yard receiving game in Week 2 of 2021 (vs. San Francisco)

2020 (EAGLES)

- ✦ Played in six regular-season games (no starts)
- ✦ Registering seven catches for 106 yards (15.1 avg.) and one TD
- ✦ Career-high in yards per reception (15.1 avg.)
- ✦ Made NFL debut in Week 5 of 2020 (at Pittsburgh)

TRANSACTIONS

- ✦ Signed a one-year contract with Pittsburgh on Apr. 1, 2024
- ✦ Signed a four-year contract with Philadelphia on July 8, 2020
- ✦ Drafted by the Eagles in the sixth round (200th overall) of the 2020 NFL Draft

PERSONAL

- ✦ Attended Athens H.S. (Athens, Ala.), where he was named 2015 Class 6A All-State Second Team by Alabama Sports Writers Association
- ✦ Led the team to its first section title in school history
- ✦ Top 100 (No. 80) recruit in Alabama by SB Nation
- ✦ Three-star recruit by SB Nation
- ✦ First Team All-Limestone County (2014, 2015) by The News Courier
- ✦ As senior, caught 44 passes for 847 yards, 12 TDs
- ✦ As a junior, returned kickoffs for TDs in first two games of season before opposing teams started kicking away from him
- ✦ Caught 34 passes for 541 yards and five TDs

COLLEGE

- ✦ Played in 35 games in his four-year career at Southern Miss (2016-19)
- ✦ Caught 159 passes for 2,404 yards (15.1 avg.) and 17 TDs
- ✦ Returned 19 punt returns for 178 yards (9.4 avg.), including an 81-yard TD return
- ✦ Finished his collegiate career ranked second in school history in receiving yards (2,404), catches (159) and 100-yard receiving games (10)
- ✦ Named All-Conference USA First Team in both 2018 and 2019
- ✦ Led Conference USA with 6.5 receptions/game in 2018
- ✦ Led the Golden Eagles in catches (72), receiving yards (889) and TDs (9) in 2018
- ✦ In 2019, he became the eighth Southern Miss receiver to reach 1,000 yards in a season
- ✦ Named Southern Miss MVP in Armed Forces Bowl against Tulane with nine catches for 154 yards, including a scoring catch of 44 yards

QUEZ WATKINS' NFL REGULAR SEASON RUSHING/RECEIVING STATISTICS

DATE	TEAM	GP	GS	RECEIVING					RUSHING					
				NO.	YDS.	AVG.	LG	TD	NO.	YDS.	AVG.	LG	TD	
2020	Eagles	6	0	7	106	15.1	43	1	0	0	0.0	0	0	0
2021	Eagles	17	12	43	647	15.0	91	1	1	3	3.0	3	0	0
2022	Eagles	17	8	33	354	10.7	53t	3	3	1	0.3	4	0	0
2023	Eagles	9	5	15	142	9.5	19	1	0	0	0.0	0	0	0
NFL TOTALS		49	25	98	1,249	12.7	91	6	4	4	1.0	4	0	0

QUEZ WATKINS' NFL POSTSEASON RUSHING/RECEIVING STATISTICS

DATE	TEAM	GP	GS	RECEIVING					RUSHING					
				NO.	YDS.	AVG.	LG	TD	NO.	YDS.	AVG.	LG	TD	
2021	Eagles	1	0	2	35	17.5	35	0	0	0	0.0	0	0	0
2022	Eagles	3	1	1	8	8.0	8	0	0	0	0.0	0	0	0
2023	Eagles	1	0	3	12	4.0	6	0	0	0	0.0	0	0	0
NFL TOTALS		5	1	6	55	9.2	35	0	0	0	0.0	0	0	0

QUEZ WATKINS' NFL REGULAR SEASON RETURN STATISTICS

DATE	TEAM	KICKOFF RETURNS					PUNT RETURNS					
		RET.	YDS.	AVG.	LG	TD	NO.	FC	YDS.	AVG.	LG	TD
2020	Eagles	0	0	0.0	0	0	0	0	0	0.0	0	0
2021	Eagles	8	138	17.3	24	0	0	0	0	0.0	0	0
2022	Eagles	5	51	10.2	17	0	0	0	0	0.0	0	0
2023	Eagles	1	11	11.0	11	0	0	0	0	0.0	0	0
NFL TOTALS		14	200	14.3	24	0	0	0	0	0.0	0	0

QUEZ WATKINS' NFL POSTSEASON RETURN STATISTICS

DATE	TEAM	KICKOFF RETURNS					PUNT RETURNS					
		RET.	YDS.	AVG.	LG	TD	NO.	FC	YDS.	AVG.	LG	TD
2021	Eagles	0	0	0.0	0	0	0	0	0	0.0	0	0
2022	Eagles	0	0	0.0	0	0	0	0	0	0.0	0	0
2023	Eagles	0	0	0.0	0	0	0	0	0	0.0	0	0
NFL TOTALS		0	0	0.0	0	0	0	0	0	0.0	0	0

SINGLE-GAME HIGHS: RUSHING/RECEIVING

Rush Attempts	2 at Chicago Bears, Dec 18, 2022 1 vs. Dallas Cowboys, Oct 16, 2022 ...1 more at 1.	All-Purpose Yards	137 vs. San Francisco 49ers, Sep 19, 2021 93 at New York Giants, Jan 07, 2024
Rushing Yards	4 at Chicago Bears, Dec 18, 2022 3 at New York Giants, Nov 28, 2021	Kickoff Returns	3 at Detroit Lions, Sep 11, 2022 2 vs. Minnesota Vikings, Sep 19, 2022 ...3 more at 2.
Longest Runs	4 at Chicago Bears, Dec 18, 2022 3 at New York Giants, Nov 28, 2021	Kickoff Return Yards	43 vs. Los Angeles Chargers, Nov 07, 2021 40 at Atlanta Falcons, Sep 12, 2021
Receptions	8 at New York Giants, Jan 07, 2024 5 vs. Tennessee Titans, Dec 04, 2022 ...1 more at 5.	Longest Kickoff Return	24 vs. Los Angeles Chargers, Nov 07, 2021 22 at Atlanta Falcons, Sep 12, 2021
Receiving Yards	117 vs. San Francisco 49ers, Sep 19, 2021 93 at New York Giants, Jan 07, 2024	Kickoff Return Average	12.7 at Detroit Lions, Sep 11, 2022
Receiving Average	20.0 vs. Washington Commanders, Nov 14, 2022 20.0 at New York Jets, Dec 05, 2021	Most TDs	1 at New York Giants, Jan 07, 2024 1 vs. Green Bay Packers, Nov 27, 2022 ...4 more at 1.
Longest Receptions	91 vs. San Francisco 49ers, Sep 19, 2021 53t vs. Minnesota Vikings, Sep 19, 2022 ...1 more at 53.	Miscellaneous Tackles	2 at Dallas Cowboys, Dec 24, 2022 1 at New York Giants, Jan 07, 2024 ...2 more at 1.
Receiving TDs	1 at New York Giants, Jan 07, 2024 1 vs. Green Bay Packers, Nov 27, 2022 ...4 more at 1.		

SINGLE-GAME HIGHS - POSTSEASON: RECEIVING

Receptions	3 at Tampa Bay Buccaneers, Jan 15, 2024 2 at Tampa Bay Buccaneers, Jan 16, 2022 1 vs. Kansas City Chiefs, Feb 12, 2023	Longest Receptions	35 at Tampa Bay Buccaneers, Jan 16, 2022 8 vs. Kansas City Chiefs, Feb 12, 2023 6 at Tampa Bay Buccaneers, Jan 15, 2024 4 at Tampa Bay Buccaneers, Jan 15, 2024 2 at Tampa Bay Buccaneers, Jan 15, 2024
Receiving Yards	35 at Tampa Bay Buccaneers, Jan 16, 2022 12 at Tampa Bay Buccaneers, Jan 15, 2024 8 vs. Kansas City Chiefs, Feb 12, 2023	All-Purpose Yards	35 at Tampa Bay Buccaneers, Jan 16, 2022 12 at Tampa Bay Buccaneers, Jan 15, 2024 8 vs. Kansas City Chiefs, Feb 12, 2023
Receiving Average	4.0 at Tampa Bay Buccaneers, Jan 15, 2024		

100-YARD RECEIVING GAMES (1): REGULAR SEASON

DATE	TEAM	NO.	YDS.	AVG.	LG	TD
09/19/21	49ERS	2	117	58.5	91	0

2023 GAME-BY-GAME REGULAR-SEASON STATISTICS (EAGLES)

DATE	OPPONENT	P/S	RECEIVING					RUSHING					W/L	SCORE
			NO.	YDS.	AVG.	LG	TD	NO.	YDS.	AVG.	LG	TD		
09/10	at Patriots	S	2	17	8.5	9	0	0	0	0.0	0	0	W	25-20
09/14	Vikings	P	0	0	0.0	0	0	0	0	0.0	0	0	W	34-28
09/25	at Buccaneers							ON INACTIVE LIST					W	25-11
10/01	Commanders							ON INACTIVE LIST					W	34-31+
10/08	at Rams	S	2	4	2.0	5	0	0	0.0	0	0	W	23-14	
10/15	at Jets							DID NOT PLAY					L	14-20
10/22	Dolphins							DID NOT PLAY					W	31-17
10/29	at Commanders							DID NOT PLAY					W	38-31
11/05	Cowboys							DID NOT PLAY					W	28-23
11/20	at Chiefs							INJURED RESERVE					W	21-17
11/26	Bills							INJURED RESERVE					W	37-34+
12/03	49ers							INJURED RESERVE					L	19-42
12/10	at Cowboys							INJURED RESERVE					L	13-33
12/18	at Seahawks	P	0	0	0.0	0	0	0	0.0	0	0	L	17-20	
12/25	Giants	P	0	0	0.0	0	0	0	0.0	0	0	W	33-25	
12/31	Cardinals							DID NOT PLAY (NON-INJURY)					L	31-35
01/07	at Giants	S	8	93	11.6	19	1	0	0	0.0	0	0	L	10-27
2023 TOTALS	6-3		12	114	9.5	19	1	0	0	0.0	0	0	11-6	

+ - Overtime

2022 GAME-BY-GAME REGULAR-SEASON STATISTICS (EAGLES)

DATE	OPPONENT	P/S	RECEIVING					RUSHING					W/L	SCORE
			NO.	YDS.	AVG.	LG	TD	NO.	YDS.	AVG.	LG	TD		
09/11	at Lions	P	0	0	0.0	0	0	0	0	0.0	0	0	W	38-35
09/19	Vikings	S	2	69	34.5	53t	1	0	0	0.0	0	0	W	24-7
09/25	at Commanders	S	0	0	0.0	0	0	0	0	0.0	0	0	W	24-8
10/02	Jaguars	P	0	0	0.0	0	0	0	0	0.0	0	0	W	29-21
10/09	at Cardinals	P	3	19	6.3	7	0	0	0	0.0	0	0	W	20-17
10/16	Cowboys	P	1	0	0.0	0	0	1	-3	-3.0	-3	0	W	26-17
10/30	Steelers	S	0	0	0.0	0	0	0	0	0.0	0	0	W	35-13
11/03	at Texans	P	2	25	12.5	23	0	0	0	0.0	0	0	W	29-17
11/14	Commanders	P	4	80	20.0	50	0	0	0	0.0	0	0	L	21-32
11/20	at Colts	S	2	31	15.5	22t	1	0	0	0.0	0	0	W	17-16
11/27	Packers	S	3	35	11.7	30t	1	0	0	0.0	0	0	W	40-33
12/04	Titans	S	5	37	7.4	16	0	0	0	0.0	0	0	W	35-10
12/11	at Giants	P	4	19	4.8	9	0	0	0	0.0	0	0	W	48-22
12/18	at Bears	S	4	6	1.5	3	0	2	4	2.0	4	0	W	25-20
12/24	at Cowboys	S	1	19	19.0	19	0	0	0	0.0	0	0	L	34-40
01/01	Saints	P	0	0	0.0	0	0	0	0	0.0	0	0	L	10-20
01/08	Giants	P	2	14	7.0	14	0	0	0	0.0	0	0	W	22-16
2022 TOTALS	17-8		33	354	10.7	53T	3	3	1	0.3	4	0	14-3	

2021 GAME-BY-GAME REGULAR-SEASON STATISTICS (EAGLES)

DATE	OPPONENT	P/S	RECEIVING					RUSHING					W/L	SCORE
			NO.	YDS.	AVG.	LG	TD	NO.	YDS.	AVG.	LG	TD		
09/12	at Falcons	S	3	23	7.7	11	0	0	0	0.0	0	0	W	32-6
09/19	49ers	P	2	117	58.5	91	0	0	0	0.0	0	0	L	11-17
09/27	at Cowboys	S	2	46	23.0	41	0	0	0	0.0	0	0	L	21-41
10/03	Chiefs	S	3	33	11.0	18	0	0	0	0.0	0	0	L	30-42
10/10	at Panthers	S	3	48	16.0	53	0	0	0	0.0	0	0	W	21-18
10/14	Buccaneers	S	3	44	14.7	24	0	0	0	0.0	0	0	L	22-28
10/24	at Raiders	S	2	37	18.5	27	0	0	0	0.0	0	0	L	22-33
10/31	at Lions	S	2	18	9.0	16	0	0	0	0.0	0	0	W	44-6
11/07	Chargers	S	2	9	4.5	7	0	0	0	0.0	0	0	L	24-27
11/14	at Broncos	S	4	33	8.3	18	0	0	0	0.0	0	0	W	30-13
11/21	Saints	S	0	0	0.0	0	0	0	0	0.0	0	0	W	40-29
11/28	at Giants	P	2	23	11.5	19	0	1	3	3.0	3	0	L	7-13
12/05	at Jets	P	3	60	20.0	28	0	0	0	0.0	0	0	W	33-18
12/21	Football Team	P	2	14	7.0	9	0	0	0	0.0	0	0	W	27-17
12/26	Giants	S	3	43	14.3	39	0	0	0	0.0	0	0	W	34-10
01/02	at Football Team	P	2	15	7.5	10	0	0	0	0.0	0	0	W	20-16
01/08	Cowboys	S	5	84	16.8	36t	1	0	0	0.0	0	0	L	26-51
2021 TOTALS	17-12		43	647	15.0	91	1	1	3	3.0	3	0	9-8	

2020 GAME-BY-GAME REGULAR-SEASON STATISTICS (EAGLES)

DATE	OPPONENT	P/S	RECEIVING					RUSHING					W/L	SCORE
			NO.	YDS.	AVG.	LG	TD	NO.	YDS.	AVG.	LG	TD		
09/13	at Football Team												L	17-27
10/11	at Steelers	P	0	0	0.0	0	0	0	0	0.0	0	0	L	29-38
10/18	Ravens	P	0	0	0.0	0	0	0	0	0.0	0	0	L	28-30
10/22	Giants												W	22-21
11/01	Cowboys												W	23-9
11/15	at Giants												L	17-27
11/22	at Browns												L	17-22
11/30	Seahawks												L	17-23
12/06	at Packers												L	16-30
12/13	Saints	P	1	3	3.0	3	0	0	0	0.0	0	0	W	24-21
12/20	at Cardinals	P	3	40	13.3	32t	1	0	0	0.0	0	0	L	26-33
12/27	at Cowboys	P	2	57	28.5	43	0	0	0	0.0	0	0	L	17-37
01/03	Football Team	P	1	6	6.0	6	0	0	0	0.0	0	0	L	14-20
2020 TOTALS		6-0	7	106	15.1	43	1	0	0	0.0	0	0	3-10	

2023 GAME-BY-GAME POSTSEASON STATISTICS (EAGLES)

DATE	OPPONENT	P/S	RECEIVING					RUSHING					W/L	SCORE
			NO.	YDS.	AVG.	LG	TD	NO.	YDS.	AVG.	LG	TD		
01/15	at Buccaneers	P	3	12	4.0	6	0	0	0	0.0	0	0	L	9-32
2023 TOTALS		1-0	3	12	4.0	6	0	0	0	0.0	0	0	0-1	

2022 GAME-BY-GAME POSTSEASON STATISTICS (EAGLES)

DATE	OPPONENT	P/S	RECEIVING					RUSHING					W/L	SCORE
			NO.	YDS.	AVG.	LG	TD	NO.	YDS.	AVG.	LG	TD		
01/21	Giants	P	0	0	0.0	0	0	0	0	0.0	0	0	W	38-7
01/29	49ers	P	0	0	0.0	0	0	0	0	0.0	0	0	W	31-7
02/12	Chiefs	S	1	8	8.0	8	0	0	0	0.0	0	0	L	35-38
2022 TOTALS		3-1	1	8	8.0	8	0	0	0	0.0	0	0	2-1	

2021 GAME-BY-GAME POSTSEASON STATISTICS (EAGLES)

DATE	OPPONENT	P/S	RECEIVING					RUSHING					W/L	SCORE
			NO.	YDS.	AVG.	LG	TD	NO.	YDS.	AVG.	LG	TD		
01/16	at Buccaneers	P	2	35	17.5	35	0	0	0	0.0	0	0	L	15-31
2021 TOTALS		1-0	2	35	17.5	35	0	0	0	0.0	0	0	0-1	



T.J. LB
WATT

HEIGHT: 6-4
WEIGHT: 252
COLLEGE: Wisconsin
BORN: October 11, 1994

HOW ACQUIRED: D1 '17
NFL EXPERIENCE: 8th year
BIRTHPLACE: Pewaukee, WI



PRO CAREER

AWARDS

- ✦ 2021 Associated Press Defensive Player of the Year
- ✦ Six-time Pro Bowler (2018, 2019, 2020, 2021, 2022, 2023)
- ✦ Four-time Associated Press First Team All-Pro (2019, 2020, 2021, 2023)
- ✦ Four-time Pittsburgh Steelers MVP (2019, 2020, 2021, 2023)
- ✦ Four-time Sporting News First Team All-Pro (2019, 2020, 2021, 2023)
- ✦ Three-time The Committee of 101 AFC Defensive Player of the Year (2020, 2021, 2023)
- ✦ Three-time Pro Football Writers of America (PFWA) First Team All-NFL (2020, 2021, 2023)
- ✦ Three-time Deacon Jones Award winner (2020, 2021, 2023)
- ✦ Three-time Steelers team captain (2020, 2022, 2023)
- ✦ 2021 PFWA Defensive Player of the Year
- ✦ 2021 Sporting News Defensive Player of the Year
- ✦ Associated Press Second Team All-Pro (2020)
- ✦ AFC Defensive Player of the Month (September 2023)
- ✦ AFC Defensive Player of the Month (November 2019)
- ✦ AFC Defensive Player of the Week (Weeks 1 and 5 of 2018; Week 2 of 2020; Weeks 6, 13 and 17 of 2021; Week 18 of 2023)

CAREER HIGHLIGHTS

- ✦ Has played in 104 games (104 starts) over his seven-year NFL career (Steelers 2017-23)
- ✦ Has registered 399 tackles (290 solo), 198 quarterback hits, 107 tackles for loss, 96.5 sacks, 45 passes defended, 27 forced fumbles, seven interceptions and 10 fumble recoveries
- ✦ Led the NFL with 22.5 sacks in 2021 (despite missing two full games and portions of four others), tying Pro Football Hall of Famer Michael Strahan (22.5 sacks in 2001) for the most in a season since 1982, when the individual sack became an official statistic
- ✦ Fifth player to reach 22.0 sacks in a single season since 1982
- ✦ Twelfth player (13th season) to reach 20.0 sacks in a single season since 1982
- ✦ Second Pittsburgh player overall and the first since James Harrison in 2008 to receive the Defensive Player of the Year award, annually given to the League's top defensive player
- ✦ First linebacker to win the award since Baltimore's Terrell Suggs in 2011 and the ninth overall linebacker presented the PFWA Defensive Player of the Year honor
- ✦ First player in franchise history to earn Steelers' Most Valuable Player in four consecutive seasons
- ✦ First player since 1982, when the individual sack became an official statistic, to lead the League in sacks three times (2020, 2021 and 2023)
- ✦ Watt (three), Alan Page (three), Reggie White (three), Ray Lewis (three), Bruce Smith (three), Aaron Donald (four) and J.J. Watt (four) are the only players to win The Committee of 101 Defensive Player of the Year award at least three times in either conference since the inaugural event in 1969
- ✦ Joined Hall of Famer Joe Greene as the only two Steelers to win The Committee of 101 AFC Defensive Player of the Year award more than once (Greene won the award in 1972 and 1974)
- ✦ Averaged 0.93 sacks/game since entering the League back in 2017, which is the best in NFL history (min. 100 games started)
- ✦ His 96.5 career sacks are the third-most by a player in his first seven seasons in the NFL since 1982, when the individual sack became an official statistic
- ✦ His 96.5 career sacks are tied for the 12th-most over any seven-year stretch since 1982
- ✦ His 96.5 career sacks are the most in franchise history
- ✦ Has recorded at least two quarterback hits, two tackles for loss and 2.0 sacks in 15 different games since the start of the 2017 season, which is tied for the most in the League over the span
- ✦ Has recorded at least 2.0 sacks in 22 different games since the start of the 2017 season, which is the most in the League over the span
- ✦ Fourth player since 1982, when the individual sack became an official statistic, to record at least 2.0 sacks in 22 or more games in his first seven seasons in the NFL, joining Pro Football Hall of Famers Reggie White (30 games), Simeon Rice (23), Richard Dent (23) and Jared Allen (22).
- ✦ Has registered at least 1.0 sack in 60 career games, which is tied for the fourth-most career games with at least 1.0 sack in a player's first seven NFL seasons since 1982, when the individual sack became an official statistic – only Pro Football Hall of Famers DeMarcus Ware (68 games) and Reggie White (63) as well as Von Miller (61) have more
- ✦ One of five players in NFL history with at least 96.5 sacks, 107 tackles for loss, 198 quarterback hits, 27 forced fumbles, 20 strip sacks and 10 fumble recoveries (Julius Peppers, Terrell Suggs, Chandler Jones and Jared Allen)
- ✦ Ranks among the top 10 active players in sacks (5th), tackles for loss (t-8th), quarterback hits (4th), forced fumbles (t-3rd), fumble recoveries (t-7th) and strip sacks (2nd)
- ✦ Registered the second-most sacks by a player in his first 100 career games since 1982 (91.5)
- ✦ Became the fourth player since 1982 with at least 19.0 sacks in two of his first seven NFL seasons, joining DeMarcus Ware, his brother, J.J. Watt and Mark Gastineau
- ✦ First player in franchise history with at least 19.0 sacks in multiple seasons
- ✦ His two seasons with at least 19.0 sacks are tied for the most in NFL history by a player in their first seven seasons in the League
- ✦ His two seasons with at least 19.0 sacks are tied for the most in NFL history
- ✦ Fourth player since 1982, when the individual sack became an official statistic, with at least 15.0 sacks in three of his first seven seasons, joining Pro Football Hall of Famer Reggie White (four), DeMarcus Ware (three) and brother J.J. Watt (three)
- ✦ His three seasons with at least 15.0 sacks are the most by a Steelers player in their first seven seasons in the League
- ✦ His three seasons with at least 15.0 sacks are tied for the second-most in NFL history by a player in their first seven seasons in the League
- ✦ His three seasons with at least 15.0 sacks are tied for the third-most in NFL history
- ✦ Fourth player since 1982, when the individual sack became an official statistic, to register 90.0 or more sacks, 25 or more forced fumbles and seven or more interceptions
- ✦ Has registered 52.0 sacks in the second half/OT since the start of the 2017 season, which are the most in the NFL
- ✦ In 2023, Watt became the second player – and first to do it twice – since 1982, when the individual sack became an official statistic, with at least 19.0 sacks, 19 tackles for loss, 36 quarterback hits, four forced fumbles and three fumble recoveries
- ✦ In 2023, Watt ranked in the top-five in the NFL in sacks, tackles for loss, quarterback hits, forced fumbles and fumble recoveries, which marked the season time in three years (2021, 2023) he has done so in the game season (J.J. Watt is the only other player to accomplish the feat since 2012)

- ✦ Only player since 1982 with 75.0 or more sacks and seven or more interceptions in his first seven NFL seasons, and only player to accomplish the feat in their first 100 games since 1982
- ✦ Only player since 1982 to register 80.0 or more sacks and 16 takeaways in their first 100 career games
- ✦ Only player in franchise history with 13.0 or more sacks in multiple seasons (done it five times).
- ✦ Second player since 1982, when the individual sack became an official statistic, to record at least 13 in four consecutive seasons (2018-21), joining Pro Football Hall of Famer Reggie White, who did it twice (1985-88 and 1990-93)
- ✦ Third player in NFL history with at least 14.5 sacks in three consecutive seasons (2019-21), joining Jared Allen (2007-09) and Reggie White (1986-88)
- ✦ Joined Reggie White (four) as the only players to record at least 13 sacks in four of their first five seasons since 1982, when the individual sack became an official NFL statistic (recorded 13 sacks in 2018, 14.5 sacks in 2019, 15.0 sacks in 2020 and 22.5 sacks in 2021)
- ✦ Third player since 1982 to record at least 70 sacks over his first five seasons, joining Reggie White (81) and J.J. Watt (74.5)
- ✦ His 96.5 sacks since entering the NFL in 2017 are the most in the League over the span
- ✦ His 198 QB hits since entering the NFL in 2017 are the most in the League over the span
- ✦ His 198 QB hits are the third-most over a player's first seven seasons in NFL history
- ✦ His 198 QB hits are the fourth-most by an active NFL player
- ✦ His 107 tackles for loss since entering the NFL in 2017 are the second-most in the League over the span
- ✦ His 107 tackles for loss are the fourth-most over a player's first seven seasons in NFL history
- ✦ His 107 tackles for loss are the eighth-most by an active NFL player
- ✦ His 27 forced fumbles since entering the NFL in 2017 are the most in the League over the span
- ✦ His 27 forced fumbles are tied for the third-most over a player's first seven seasons in NFL history
- ✦ His 27 forced fumbles are tied for the third-most by an active NFL player
- ✦ Reached 95+ sacks in his 104th career game, which is the second-fewest games to that total since 1982
- ✦ Reached 90+ sacks in his 98th career game, which is the second-fewest games to that total since 1982
- ✦ Reached 85+ sacks in his 92nd career game, which is the second-fewest games to that total since 1982
- ✦ Reached 80+ sacks in his 88th career game, which is the second-fewest games to that total since 1982
- ✦ Reached 75+ sacks in his 84th career game, which is the third-fewest games to that total since 1982
- ✦ Reached 70+ sacks in his 76th career game, which is the third-fewest games to that total since 1982
- ✦ Reached 60+ sacks in his 69th career game, which is the fourth-fewest games to that total since 1982
- ✦ Reached 50+ sacks in his 63rd career game, which is the 10th-fewest games to that total since 1982
- ✦ Has recorded at least 1.5 sacks in 27 career games, which is the most by a Steeler since 1982, when the individual sack became an official statistic
- ✦ His 27 career games with at least 1.5 sacks is tied for second-most among active players since 1982, when the individual sack became an official statistic
- ✦ Has recorded at least 2.0 sacks in 22 career games, which is the most by a Steeler since 1982, when the individual sack became an official statistic
- ✦ His 22 career games with at least 2.0 sacks is tied for the second-most among active players since 1982, when the individual sack became an official statistic
- ✦ Has recorded at least 3.0 sacks in six career games, which is tied for the most by a Steeler since 1982, when the individual sack became an official statistic
- ✦ His six career games with at least 3.0 sacks is tied for the most among active players since 1982, when the individual sack became an official statistic
- ✦ Has sacked 43 different quarterbacks in his career, including 27 more than once
- ✦ Has registered at least half a sack against 27 different teams, at least 1.0 sack against 24 teams and multiple sacks against 17 teams
- ✦ Has recorded 62.0 sacks in 54 career games at Acrisure Stadium, including at least half a sack in 38 of the last 44 home games, the most sacks over a player's first 54 career home games in NFL history
- ✦ Made NFL debut in Week 1 of 2017 (at Cleveland)
- ✦ Made NFL starting debut in Week 1 of 2017 (at Cleveland)

2023 (STEELERS)

- ✦ Started all 17 regular-season games
- ✦ Registered 68 tackles (40 solo), 36 quarterback hits, 19 tackles for loss, 19.0 sacks, eight passes defended, one interception, four forced fumbles and three fumble recoveries
- ✦ Named a defensive team captain for the third time as voted on by his teammates
- ✦ First player since 1982, when the individual sack became an official statistic, to lead the League in sacks three times (2020, 2021 and 2023)
- ✦ Surpassed his brother J.J. Watt, Reggie White, DeMarcus Ware, Michael Strahan, Kevin Greene, Mark Gastineau and Jared Allen, who each led the League in sack twice
- ✦ His 19.0 sacks were the most in the NFL
- ✦ Recorded a sack in 13 of 17 games, with multiple sacks in seven games
- ✦ Intercepted a pass from Rams QB Matthew Stafford at the Rams' 31-yard line and returned it 24 yards to setup a Steelers' touchdown that gave them a 10-9 third-quarter lead in Week 7
- ✦ Registered his first interception of the season and seventh of his career (2017-23)
- ✦ With 3.0 sacks and a fumble recovery in Week 1 and 1.0 sack with one fumble recovery in Week 2, first player since 1982, when the individual sack became an official statistic, with a sack and fumble recovery in three of his team's first five games of a season
- ✦ First player to record 6.0 sacks and have a defensive TD in a team's first three games of a season since individual sacks were first tracked in 1982
- ✦ Registered four tackles (two solo), four quarterback hits, two tackles for loss, 1.0 sack, one pass defended and one fumble recovery (returned for a TD) in Week 2 vs. Cleveland
- ✦ Recorded five tackles (five solo), 3.0 sacks, two forced fumbles, one fumble recovery, one strip sack, one tackle for loss, one pass defended and five quarterback hits in the Week 1 vs. San Francisco
- ✦ First player since 1982, when the individual sack became an official statistic by the NFL, to register such a stat line
- ✦ Registered a quarterback hit in 15 of 17 games, with multiple quarterback hits in 12 games
- ✦ Recorded a tackle for loss hit in 12 of 17 games, with multiple tackles for loss in six games

2022 (STEELERS)

- ✦ Played in and started nine games (spent Weeks 2 through 9 on injured reserve)
- ✦ Registered 39 tackles (27 solo), 12 quarterback hits, eight tackles for loss, 5.5 sacks, five passes defended and one interception
- ✦ Named a defensive team captain for the second time as voted on by his teammates
- ✦ Helped the team achieve a record of 8-2 while he was in the lineup as opposed to a 1-6 record when he was not in the lineup, along with 100 fewer total yards allowed per game (289.9 with, 389.9 without), four times as many sacks (32 with, eight without) and nearly four times as many takeaways (18 with, five without)
- ✦ One of three players in the League this season with at least 5.5 sacks and multiple interceptions despite missing seven games
- ✦ Recorded six tackles (all solo), three for loss, two passes defended, one interception, one quarterback hit and 1.0 sack at Cincinnati in Week 1 before leaving the game with an injury
- ✦ Recorded six tackles (two solo), 0.5 sack, one QB hit, one interception and two passes defended in his home debut in Week 11 vs. Cincinnati
- ✦ Became the third-fastest player to reach 75.0 sacks since 1982 with 1.5 sacks in his 84th career game in Week 15 at Carolina
- ✦ Registered four tackles (three solo), 1.0 sack, two tackles for loss and two QB hits vs. Baltimore in Week 17, marking his eighth-consecutive game with at least 0.5 sack and sixth-consecutive game with at least 1.0 sack vs. Baltimore
- ✦ Recorded a tackle for loss in each of the last four games and 1.0 sack in three of the last four games

2021 (STEELERS)

- ✦ Played in 15 regular-season games (15 starts)
- ✦ Led the NFL with 22.5 sacks (despite missing two full games and portions of four others), tied with Pro Football Hall of Famer Michael Strahan (22.5 sacks in 2001) for the most in a season since 1982, when the individual sack became an official statistic
- ✦ In addition to his 22.5 sacks, he also led the NFL in tackles for loss (21), quarterback hits (39) and fumble recoveries (three)
- ✦ Registered 64 tackles (48 solo), seven passes defended and five forced fumbles
- ✦ Led the NFL in 2021 with 1.50 sacks per game (min. 12 games)
- ✦ His average of 1.50 sacks per game in 2021 is the second-highest in single season NFL history (min. 12 games)
- ✦ Registered 22.5 sacks, 21 tackles for loss and 39 quarterback hits in 2021 – all of which led the NFL
- ✦ Seventh player to lead the NFL in sacks, tackles for loss and quarterback hits in the same season since 2006 when quarterback hits became an officially recognized statistic
- ✦ Fifth player to reach 22.0 sacks in a single season since 1982
- ✦ Twelfth player (13th season) to reach 20.0 sacks in a single season since 1982
- ✦ Joined Reggie White (1987-88) and Mark Gastineau (1983-84) as the only players to lead the NFL in sacks in back-to-back seasons
- ✦ Registered at least 1.5 sacks in nine games (most in NFL)
- ✦ Joined Reggie White (1987 – NFL Defensive Player of the Year) as the only players to have nine games with 1.5-plus sacks in a season
- ✦ Pittsburgh was 8-2-1 in games in which he had 1.0-plus sacks and 1-5 in games he didn't record a sack
- ✦ Recorded 12.5 sacks in the second half and overtime (most in NFL)
- ✦ Only four players had more sacks in the second half and overtime (12.5) than him since 2000
- ✦ Registered five tackles, including a career-high 4.0 sacks, three tackles for loss, two passes defended and five QB hits in Week 17 vs. Cleveland
- ✦ Recorded 3.5 sacks in Week 13 vs. Baltimore

2020 (STEELERS)

- ✦ Named a defensive captain for the first time
- ✦ Started all 15 games he played in during the regular season and one playoff game
- ✦ Recorded 15.0 sacks, 23 tackles for loss and 41 quarterback hits – third player since at least 2006 to record at least 15.0 sacks, 23 tackles for loss and 40 quarterback hits in a season (J.J. Watt; 2012, 2014, 2015 and Aaron Donald; 2018)
- ✦ In addition to his 15.0 sacks, 23 tackles for loss and 41 quarterback hits, which all led the NFL, had seven passes defended, two forced fumbles and one interception
- ✦ Seventh player to lead the NFL in sacks, tackles for loss and quarterback hits in the same season since 2006
- ✦ His 15.0 sacks, which were a single-season high for him, led the NFL
- ✦ His 15.0 sacks ranked tied for second in single-season franchise history
- ✦ Eleventh player to register at least 15.0 sacks and 23 tackles for loss in a single season since 1999
- ✦ His 41 quarterback hits ranked tied for fifth since the NFL started recognizing the statistic in 2006

2019 (STEELERS)

- ✦ Started all 16 games
- ✦ Ranked first or second on the Steelers in sacks (14.5, 1st), tackles for loss (14, 2nd), quarterback hits (36, 1st), forced fumbles (eight, 1st) and fumble recoveries (four, t-1st)
- ✦ Ranked in the top-five in the NFL in sacks (t-4th), quarterback hits (3rd), forced fumbles (t-1st) and fumble recoveries (t-2nd)
- ✦ His 14.5 sacks ranked third in single-season franchise history
- ✦ First Steelers player with at least a half sack in nine consecutive games since LaMarr Woodley had a streak of 10 such games (franchise record) that spanned the 2009 and 2010 seasons
- ✦ His streak of nine straight games with at least a half sack, which was the longest active streak in the League at the time, came to an end in the 2019 Week 14 victory at Arizona
- ✦ His nine-game streak was tied for the fifth-longest in NFL single season history
- ✦ First Steelers player with back-to-back seasons of at least 10 sacks since James Harrison and LaMarr Woodley (2008-10)
- ✦ Nearly became the first player in the NFL to rank in the top-five in sacks, tackles for loss, quarterback hits, forced fumbles and fumble recoveries in a season since Houston Texans' J.J. Watt in 2014
- ✦ Only NFL player since 2008 to have at least 14 sacks, 14 tackles for loss, 36 quarterback hits, eight forced fumbles and four fumble recoveries in a season
- ✦ His 14 combined interceptions (two), forced fumbles (eight) and fumble recoveries (four) were the most by an NFL player since Chicago Bears' Charles Tillman in 2012 (15)
- ✦ His 14 combined interceptions (two), forced fumbles (eight) and fumble recoveries (four) were tied for the second-most by an NFL player since 2000
- ✦ His six total takeaways (interceptions and fumble recoveries) ranked tied for fourth in the NFL
- ✦ Only NFL player since 1990 to register at least two interceptions, four fumble recoveries and eight forced fumbles in a single season

2018 (STEELERS)

- ✦ Started all 16 games
- ✦ His 13.0 sacks ranked tied for the seventh-most by a Steeler in a single-season since the stat became official in 1982 (Chad Brown, 1996)
- ✦ Set a single-season career-high with 13.0 sacks – becoming the first Steelers' linebacker with 10 or more sacks in a season since 2010 (James Harrison and LaMarr Woodley) and tied for the ninth-most by a Steeler in a single-season since the stat became official in 1982
- ✦ First Steelers linebacker since 2013-14 (Jason Worilds) to record back-to-back seasons with at least 7.0 sacks
- ✦ Tallied 6.0 sacks through the first five weeks of the season, becoming the first Steeler with at least 6.0 sacks through the first five games of a season since 2009 (James Harrison, 6.0)
- ✦ His six defensive forced fumbles tied as the second-most by a Steeler in a single season since 1994 (James Harrison, 2008: seven)
- ✦ Named AFC Defensive Player of the Week for his Week 1 performance at Cleveland
- ✦ Totaled single-game career highs in tackles (10 total/seven solo) and sacks (3.0)
- ✦ His 3.0 quarterback takedowns vs. Browns marked the second multi-sack game of his NFL career, both occurring on Kickoff Weekends (Sept. 10, 2017 at Cleveland and Sept. 9, 2018 at Cleveland)
- ✦ Blocked what could have been a game-winning field goal by Cleveland in OT
- ✦ Named AFC Defensive Player of the Week for his Week 5 performance vs. Atlanta
- ✦ Led all defenders with game highs in tackles (eight total/six solo) and sacks (3.0)
- ✦ His 3.0 sacks marked the third multi-sack game of his NFL career and second of 2018 – matching a single-game career high (3.0, Sept. 9, 2018 at Cleveland)
- ✦ Forced a fumble on his third sack of QB Matt Ryan, in the fourth quarter, which was recovered by LB L.J. Fort in the Falcons' end zone for a touchdown
- ✦ Recorded a 12-yard strip-sack of Carolina QB Cam Newton in the second quarter (11/8), which increased his career sack total to 15.0 – tying Keith Willis (1982-83) for the second-most by a Steeler in their first two seasons in the NFL with the team since sacks became an official statistic in 1982
- ✦ Recorded 2.0 sacks, his third multi-sack game of his 2018 season, and the fourth of his NFL career vs. Jacksonville (11/18)
- ✦ Surpassed LaMarr Woodley for the most by a Steeler in their first two seasons in the NFL with the team since sacks became an official statistic in 1982

SINGLE-GAME HIGHS: DEFENSIVE

Total Tackles	10 at Cleveland Browns, Sep 09, 2018 8 at Baltimore Ravens, Jan 06, 2024 ...3 more at 8.	Tackles For Loss	4 at Cleveland Browns, Sep 09, 2018 3 at Baltimore Ravens, Jan 06, 2024 ...11 more at 3.
Solo Tackles	7 vs. Green Bay Packers, Nov 12, 2023 7 at Cleveland Browns, Sep 09, 2018	Interceptions	1 vs. Cincinnati Bengals, Nov 20, 2022 1 at Cincinnati Bengals, Sep 11, 2022 ...4 more at 1.
Sacks	4.0 vs. Cleveland Browns, Jan 03, 2022 3.5 vs. Baltimore Ravens, Dec 05, 2021	Interception Return Yards	17 at Cleveland Browns, Sep 10, 2017 7 at San Francisco 49ers, Sep 22, 2019
Passes Defensed	3 vs. Seattle Seahawks, Oct 17, 2021 3 at Dallas Cowboys, Nov 08, 2020	Special Teams Tackles	1 vs. Tennessee Titans, Nov 16, 2017 1 at Cleveland Browns, Sep 10, 2017
Forced Fumbles	2 vs. San Francisco 49ers, Sep 10, 2023 2 vs. Miami Dolphins, Oct 28, 2019 ...2 more at 2.	Longest Opp Fumble Return	16 vs. Cleveland Browns, Sep 18, 2023
Fumble Recoveries	1 vs. Baltimore Ravens, Oct 08, 2023 1 vs. Cleveland Browns, Sep 18, 2023 ...8 more at 1.		

SINGLE-GAME HIGHS - POSTSEASON: DEFENSIVE

Total Tackles	3 at Kansas City Chiefs, Jan 16, 2022 3 vs. Cleveland Browns, Jan 10, 2021 2 vs. Jacksonville Jaguars, Jan 14, 2018	Fumble Recoveries	1 at Kansas City Chiefs, Jan 16, 2022
Solo Tackles	3 at Kansas City Chiefs, Jan 16, 2022 2 vs. Cleveland Browns, Jan 10, 2021 1 vs. Jacksonville Jaguars, Jan 14, 2018	Tackles For Loss	2 at Kansas City Chiefs, Jan 16, 2022 1 vs. Cleveland Browns, Jan 10, 2021
Sacks	1.0 at Kansas City Chiefs, Jan 16, 2022	Longest Opp Fumble Return	26 at Kansas City Chiefs, Jan 16, 2022
Passes Defensed	1 at Kansas City Chiefs, Jan 16, 2022 1 vs. Cleveland Browns, Jan 10, 2021 1 vs. Jacksonville Jaguars, Jan 14, 2018		

2023 GAME-BY-GAME REGULAR-SEASON STATISTICS (STEELERS)

DATE	OPPONENT	P/S	TACKLES								INTERCEPTIONS				O. FUMB			ST			MISC		W/L	SCORE			
			TK	S	A	SK	YDS	TFL	YDS	QBH	NO	YDS	LG	TD	PD	FF	FR	TD	YDS	TK	S	A			FF	FR	S
09/10	49ers	S	5	5	0	3.0	17.0	1	9	5	0	0	0	0	1	2	1	0	0	0	0	0	0	0	0	L	7-30
09/18	Browns	S	4	2	2	1.0	7.0	2	8	4	0	0	0	0	1	0	1	1	16	0	0	0	0	0	0	W	26-22
09/24	at Raiders	S	2	2	0	2.0	16.0	2	16	3	0	0	0	0	0	0	0	0	0	0	0	0	0	0	0	W	23-18
10/01	at Texans	S	2	1	1	0.0	0.0	0	0	1	0	0	0	0	0	0	0	0	0	0	0	0	0	0	0	L	6-30
10/08	Ravens	S	2	2	0	2.0	15.0	2	15	2	0	0	0	0	2	0	1	0	18	0	0	0	0	0	0	W	17-10
10/22	at Rams	S	1	0	1	0.0	0.0	0	0	0	1	24	24	0	1	0	0	0	0	0	0	0	0	0	0	W	24-17
10/29	Jaguars	S	2	1	1	0.5	4.0	0	0	1	0	0	0	0	1	0	0	0	0	0	0	0	0	0	0	L	10-20
11/02	Titans	S	4	2	2	1.0	8.0	1	8	2	0	0	0	0	0	0	0	0	0	0	0	0	0	0	0	W	20-16
11/12	Packers	S	8	7	1	1.0	6.0	1	6	2	0	0	0	0	0	0	0	0	0	0	0	0	0	0	0	W	23-19
11/19	at Browns	S	6	4	2	1.0	2.0	2	6	3	0	0	0	0	0	0	0	0	0	0	0	0	0	0	0	L	10-13
11/26	at Bengals	S	5	5	0	2.0	15.0	1	9	2	0	0	0	0	0	1	0	0	0	0	0	0	0	0	0	W	16-10
12/03	Cardinals	S	6	3	3	0.5	3.0	1	2	2	0	0	0	0	1	0	0	0	0	0	0	0	0	0	0	L	10-24
12/07	Patriots	S	5	3	2	0.0	0.0	1	1	0	0	0	0	0	0	0	0	0	0	0	0	0	0	0	0	L	18-21
12/16	at Colts	S	3	2	1	2.0	10.0	2	10	2	0	0	0	0	0	0	0	0	0	0	0	0	0	0	0	L	13-30
12/23	Bengals	S	3	2	1	1.0	8.0	0	0	4	0	0	0	0	1	1	0	0	0	0	0	0	0	0	0	W	34-11
12/31	at Seahawks	S	2	1	1	0.0	0.0	0	0	1	0	0	0	0	0	0	0	0	0	0	0	0	0	0	0	W	30-23
01/06	at Ravens	S	8	6	2	2.0	11.0	3	13	2	0	0	0	0	0	0	0	0	0	0	0	0	0	0	0	W	17-10
2023 TOTALS		17-17	68	48	20	19.0	122.0	19	103	36	1	24	24	0	8	4	3	1	34	0	0	0	0	0	0	0	10-7

2022 GAME-BY-GAME REGULAR-SEASON STATISTICS (STEELERS)

DATE	OPPONENT	P/S	TACKLES								INTERCEPTIONS				O. FUMB			ST			MISC		W/L	SCORE				
			TK	S	A	SK	YDS	TFL	YDS	QBH	NO	YDS	LG	TD	PD	FF	FR	TD	YDS	TK	S	A			FF	FR	S	A
09/11	at Bengals	S	6	6	0	1.0	4.0	3	8	1	1	0	0	0	2	0	0	0	0	0	0	0	0	0	0	0	W	23-20+
09/18	Patriots																									L	14-17	
09/22	at Browns																									L	17-29	
10/02	Jets																									L	20-24	
10/09	at Bills																									L	3-38	
10/16	Buccaneers																									W	20-18	
10/23	at Dolphins																									L	10-16	
10/30	at Eagles																									L	13-35	
11/13	Saints																									W	20-10	
11/20	Bengals	S	6	2	4	0.5	3.0	0	0	1	1	0	0	0	2	0	0	0	0	0	0	0	0	0	0	L	30-37	
11/28	at Colts	S	3	2	1	0.0	0.0	0	0	1	0	0	0	0	0	1	0	0	0	0	0	0	0	0	0	W	24-17	
12/04	at Falcons	S	3	3	0	0.0	0.0	0	0	0	0	0	0	0	0	0	0	0	0	0	0	0	0	0	0	W	19-16	
12/11	Ravens	S	5	3	2	1.0	4.0	1	4	1	0	0	0	0	0	0	0	0	0	0	0	0	0	0	0	L	14-16	
12/18	at Panthers	S	2	1	1	1.5	14.0	1	9	2	0	0	0	0	0	0	0	0	0	0	0	0	0	0	0	W	24-16	
12/24	Raiders	S	3	3	0	0.0	0.0	1	3	1	0	0	0	0	1	0	0	0	0	0	0	0	0	0	0	W	13-10	
01/01	at Ravens	S	4	3	1	1.0	10.0	2	10	3	0	0	0	0	0	0	0	0	0	0	0	0	0	0	0	W	16-13	
01/08	Browns	S	3	2	1	0.5	2.5	0	0	1	0	0	0	0	0	0	0	0	0	0	0	0	0	0	0	W	28-14	
2022 TOTALS		9-9	35	25	10	5.5	37.5	8	34	11	2	0	0	0	5	1	0	0	0	0	0	0	0	0	0	0	9-8	

+ - Overtime

2021 GAME-BY-GAME REGULAR-SEASON STATISTICS (STEELERS)

DATE	OPPONENT	P/S	TACKLES							INTERCEPTIONS				O. FUMB			ST			MISC		W/L	SCORE					
			TK	S	A	SK	YDS	TFL	YDS	QBH	NO	YDS	LG	TD	PD	FF	FR	TD	YDS	TK	S			A	FF	FR	S	A
09/12	at Bills	S	3	3	0	2.0	1.0	1	5	5	0	0	0	0	1	0	0	0	0	0	0	0	0	0	0	0	W	23-16
09/19	Raiders	S	4	3	1	1.0	1.0	0	0	1	0	0	0	0	1	0	0	0	0	0	0	0	0	0	0	L	17-26	
09/26	Bengals		ON INACTIVE LIST																							L	10-24	
10/03	at Packers	S	4	3	1	2.0	6.0	2	6	2	0	0	0	0	0	1	0	0	0	0	0	0	0	0	0	L	17-27	
10/10	Broncos	S	3	3	0	0.0	0.0	1	4	2	0	0	0	0	0	0	0	0	0	0	0	0	0	0	0	W	27-19	
10/17	Seahawks	S	7	6	1	2.0	13.0	3	14	2	0	0	0	0	3	1	0	0	0	0	0	0	0	0	0	W	23-20+	
10/31	at Browns	S	6	4	2	1.5	7.5	1	5	3	0	0	0	0	0	1	0	0	0	0	0	0	0	0	0	W	15-10	
11/08	Bears	S	7	4	3	3.0	13.0	3	13	3	0	0	0	0	1	0	0	0	0	0	0	0	0	0	0	W	29-27	
11/14	Lions	S	5	3	2	1.0	6.0	2	7	2	0	0	0	0	0	0	0	0	0	0	0	0	0	0	0	T	16-16	
11/21	at Chargers		ON INACTIVE LIST																							L	37-41	
11/28	at Bengals	S	2	1	1	0.0	0.0	0	0	0	0	0	0	0	0	0	0	0	0	0	0	0	0	0	0	L	10-41	
12/05	Ravens	S	6	5	1	3.5	12.0	3	8	6	0	0	0	0	0	1	0	0	0	0	0	0	0	0	0	W	20-19	
12/09	at Vikings	S	1	0	1	0.0	0.0	0	0	1	0	0	0	0	0	0	0	0	0	0	0	0	0	0	0	L	28-36	
12/19	Titans	S	5	4	1	1.5	15.0	1	10	4	0	0	0	0	0	1	0	0	0	0	0	0	0	0	0	W	19-13	
12/26	at Chiefs	S	1	1	0	0.0	0.0	0	0	0	0	0	0	0	0	0	0	0	0	0	0	0	0	0	0	L	10-36	
01/03	Browns	S	5	5	0	4.0	25.0	3	25	5	0	0	0	0	2	0	0	0	0	0	0	0	0	0	0	W	26-14	
01/09	at Ravens	S	5	3	2	1.0	3.0	1	3	3	0	0	0	0	1	1	0	0	0	0	0	0	0	0	0	W	16-13+	
2021 TOTALS		15-15	64	48	16	22.5	111.5	21	100	39	0	0	0	0	7	5	3	0	0	0	0	0	0	0	0	9-7-1		

+ Overtime

2020 GAME-BY-GAME REGULAR-SEASON STATISTICS (STEELERS)

DATE	OPPONENT	P/S	TACKLES							INTERCEPTIONS				O. FUMB			ST			MISC		W/L	SCORE					
			TK	S	A	SK	YDS	TFL	YDS	QBH	NO	YDS	LG	TD	PD	FF	FR	TD	YDS	TK	S			A	FF	FR	S	A
09/14	at Giants	S	1	1	0	0.0	0.0	1	1	2	1	0	0	0	2	0	0	0	0	0	0	0	0	0	0	0	W	26-16
09/20	Broncos	S	4	3	1	2.5	20.0	2	16	4	0	0	0	0	0	0	0	0	0	0	0	0	0	0	0	W	26-21	
09/27	Texans	S	4	4	0	1.0	11.0	2	16	4	0	0	0	0	0	0	0	0	0	0	0	0	0	0	0	W	28-21	
10/11	Eagles	S	3	3	0	1.0	8.0	3	13	3	0	0	0	0	0	0	0	0	0	0	0	0	0	0	0	W	38-29	
10/18	Browns	S	3	2	1	0.0	0.0	1	1	1	0	0	0	0	0	0	0	0	0	0	0	0	0	0	0	W	38-7	
10/25	at Titans	S	5	4	1	1.0	7.0	3	13	2	0	0	0	0	1	0	0	0	0	0	0	0	0	0	0	W	27-24	
11/01	at Ravens	S	5	3	2	1.0	6.0	0	0	5	0	0	0	0	0	0	0	0	0	0	0	0	0	0	0	W	28-24	
11/08	at Cowboys	S	1	0	1	0.5	8.5	0	0	3	0	0	0	0	3	0	0	0	0	0	0	0	0	0	0	W	24-19	
11/15	Bengals	S	4	4	0	2.0	15.0	2	15	4	0	0	0	0	0	0	0	0	0	0	0	0	0	0	0	W	36-10	
11/22	at Jaguars	S	2	2	0	0.0	0.0	0	0	2	0	0	0	0	0	0	0	0	0	0	0	0	0	0	0	W	27-3	
12/02	Ravens	S	6	4	2	2.0	12.0	3	14	3	0	0	0	0	0	0	0	0	0	0	0	0	0	0	0	W	19-14	
12/07	Football Team	S	6	5	1	1.0	7.0	2	9	4	0	0	0	0	0	1	0	0	0	0	0	0	0	0	0	L	17-23	
12/13	at Bills	S	2	1	1	0.0	0.0	0	0	2	0	0	0	0	1	0	0	0	0	0	0	0	0	0	0	L	15-26	
12/21	at Bengals	S	4	4	0	1.0	11.0	3	17	1	0	0	0	0	0	0	0	0	0	0	0	0	0	0	0	L	17-27	
12/27	Colts	S	3	3	0	2.0	13.0	1	4	1	0	0	0	0	1	0	0	0	0	0	0	0	0	0	0	W	28-24	
01/03	at Browns		ON INACTIVE LIST																							L	22-24	
2020 TOTALS		15-15	53	43	10	15.0	112.5	23	119	41	1	0	0	0	7	2	0	0	0	0	0	0	0	0	0	12-4		

2019 GAME-BY-GAME REGULAR-SEASON STATISTICS (STEELERS)

DATE	OPPONENT	P/S	TACKLES							INTERCEPTIONS				O. FUMB			ST			MISC		W/L	SCORE				
			TK	S	A	SK	YDS	TFL	YDS	QBH	NO	YDS	LG	TD	PD	FF	FR	TD	YDS	TK	S			A	FF	FR	S
09/08	at Patriots	S	2	1	1	0.0	0.0	1	3	3	0	0	0	0	0	0	0	0	0	0	0	0	0	0	0	L	3-33
09/15	Seahawks	S	6	3	3	1.0	8.0	1	8	1	0	0	0	0	0	1	0	0	0	0	0	0	0	0	0	L	26-28
09/22	at 49ers	S	2	2	0	0.0	0.0	0	0	2	1	7	7	0	2	0	1	0	0	0	0	0	0	0	0	L	20-24
09/30	Bengals	S	2	1	1	1.5	9.0	1	5	3	0	0	0	0	0	1	0	0	0	0	0	0	0	0	0	W	27-3
10/06	Ravens	S	5	4	1	1.0	6.0	3	8	1	0	0	0	0	0	0	0	0	0	0	0	0	0	0	0	L	23-26+
10/13	at Chargers	S	3	0	3	0.5	2.0	0	0	4	0	0	0	0	1	0	0	0	0	0	0	0	0	0	0	W	24-17
10/28	Dolphins	S	3	3	0	2.0	16.0	0	0	3	0	0	0	0	0	2	1	0	0	0	0	0	0	0	0	W	27-14
11/03	Colts	S	3	2	1	1.5	13.0	1	9	3	0	0	0	0	0	0	0	0	0	0	0	0	0	0	0	W	26-24
11/10	Rams	S	5	4	1	2.0	15.0	1	8	2	0	0	0	0	0	1	0	0	0	0	0	0	0	0	0	W	17-12
11/14	at Browns	S	4	2	2	1.0	4.0	1	4	2	0	0	0	0	1	0	0	0	0	0	0	0	0	0	0	L	7-21
11/24	at Bengals	S	2	2	0	1.0	9.0	1	1	1	0	0	0	0	1	1	0	0	0	0	0	0	0	0	0	W	16-10
12/01	Browns	S	2	1	1	0.0	6.0	1	6	3	0	0	0	0	0	0	0	0	0	0	0	0	0	0	0	W	20-13
12/08	at Cardinals	S	2	1	1	0.0	0.0	1	1	1	1	0	0	0	1	0	0	0	0	0	0	0	0	0	0	W	23-17
12/15	Bills	S	4	3	1	0.5	4.0	2	3	2	0	0	0	0	1	1	0	0	0	0	0	0	0	0	0	L	10-17
12/22	at Jets	S	5	2	3	1.0	8.0	0	0	3	0	0	0	0	0	1	1	0	0	0	0	0	0	0	0	L	10-16
12/29	at Ravens	S	5	4	1	0.5	4.0	0	0	2	0	0	0	0	1	1	0	0	0	0	0	0	0	0	0	L	10-28
2019 TOTALS		16-16	55	35	20	14.5	104.0	14	56	36	2	7	7	0	8	8	4	0	0	0	0	0	0	0	0	8-8	

+ Overtime

2018 GAME-BY-GAME REGULAR-SEASON STATISTICS (STEELERS)

DATE	OPPONENT	P/S	TACKLES							INTERCEPTIONS				O. FUMB			ST			MISC		W/L	SCORE
			TK	S	A	SK	YDS	TFL	YDS	QBH	NO	YDS	LG	TD									


2017 GAME-BY-GAME REGULAR-SEASON STATISTICS (STEELERS)

DATE	OPPONENT	P/S	TACKLES						INTERCEPTIONS				O. FUMB			ST			MISC		W/L	SCORE						
			TK	S	A	SK	YDS	TFL	YDS	QBH	NO	YDS	LG	TD	PD	FF	FR	TD	YDS	TK			S	A	FF	FR	S	A
09/10	at Browns	S	6	5	1	2.0	11.0	2	11	2	1	17	17	0	1	0	0	0	0	1	1	0	0	0	0	0	W	21-18
09/17	Vikings	S	2	0	2	0.0	0.0	0	0	0	0	0	0	0	1	0	0	0	0	0	0	0	0	0	0	W	26-9	
09/24	at Bears		INACTIVE																				L	17-23+				
10/01	at Ravens	S	4	4	0	0.0	0.0	1	3	0	0	0	0	0	1	0	0	0	0	0	0	0	0	0	0	W	26-9	
10/08	Jaguars	S	6	5	1	1.0	3.0	2	5	1	0	0	0	0	0	0	0	0	0	0	0	0	0	0	0	L	9-30	
10/15	at Chiefs	S	1	1	0	0.0	0.0	0	0	0	0	0	0	0	0	0	0	0	0	0	0	0	0	0	0	W	19-13	
10/22	Bengals	S	6	5	1	1.0	7.0	1	7	3	0	0	0	0	0	0	0	0	0	0	0	0	0	0	0	W	29-14	
10/29	at Lions	S	2	1	1	0.0	0.0	0	0	0	0	0	0	0	1	0	0	0	0	0	0	0	0	0	0	W	20-15	
11/12	at Colts	S	3	3	0	0.0	0.0	0	0	0	0	0	0	0	0	0	0	0	0	0	0	0	0	0	0	W	20-17	
11/16	Titans	S	1	0	1	0.0	0.0	0	0	0	0	0	0	0	1	0	0	0	0	0	1	0	1	0	0	W	40-17	
11/26	Packers	S	4	3	1	1.0	6.0	1	6	1	0	0	0	0	1	0	0	0	0	0	0	0	0	0	0	W	31-28	
12/04	at Bengals	S	1	0	1	0.0	0.0	0	0	0	0	0	0	0	0	0	0	0	0	0	0	0	0	0	0	W	23-20	
12/10	Ravens	S	4	4	0	1.0	8.0	1	4	3	0	0	0	0	0	1	0	0	0	0	0	0	0	0	0	W	39-38	
12/17	Patriots	S	2	2	0	0.0	0.0	0	0	0	0	0	0	0	0	0	0	0	0	0	0	0	0	0	0	L	24-27	
12/25	at Texans	S	2	0	2	0.0	0.0	0	0	0	0	0	0	0	1	0	0	0	0	0	0	0	0	0	0	W	34-6	
12/31	Browns	S	8	6	2	1.0	1.0	2	6	3	0	0	0	0	0	0	0	0	0	0	0	0	0	0	0	W	28-24	
2017 TOTALS		15-15	52	39	13	7.0	36.0	10	42	13	1	17	17	0	7	1	0	0	0	2	1	1	0	0	0	0	13-3	

+ - Overtime

2023 GAME-BY-GAME POSTSEASON STATISTICS (STEELERS)

DATE	OPPONENT	P/S	TACKLES						INTERCEPTIONS				O. FUMB			ST			MISC		W/L	SCORE				
			TK	S	A	SK	YDS	TFL	YDS	QBH	NO	YDS	LG	TD	PD	FF	FR	TD	YDS	TK			S	A	FF	FR
01/15	at Bills		INACTIVE																				L	17-31		
2023 TOTALS			0	0	0	0.0	0.0	0	0	0	0	0	0	0	0	0	0	0	0	0	0	0	0	0	0	0-1



DUECE^{WR} WATTS

HEIGHT: 6-1
WEIGHT: 196
COLLEGE: Tulane
BORN: December 23, 1999

HOW ACQUIRED: FA '23
NFL EXPERIENCE: 1st year
BIRTHPLACE: Petal, MS

85



PRO CAREER

- ✦ Has yet to make NFL debut

TRANSACTIONS

- ✦ Signed a Reserve/Future contract with Pittsburgh on Jan. 18, 2024
- ✦ Signed with the Steelers practice squad on Sept. 20, 2023
- ✦ Waived by Green Bay on Aug. 29, 2023
- ✦ Signed with the Packers as an undrafted free agent on May 2, 2023

PERSONAL

- ✦ Majored in kinesiology
- ✦ Caught 51 passes for 980 yards (19.2 avg.) and 10 TDs as a senior at Petal (Miss.) H.S.
- ✦ Posted 1,587 receiving yards and 18 TDs during his two seasons at Petal after spending his first two years at Richton (Miss.) H.S.
- ✦ Twin brother, "Phat," who was a teammate of his at Tulane, Jones College and in high school
- ✦ Full name: Natorian Jabraih Tyree Watts
- ✦ Born in Harvey, IL

COLLEGE

- ✦ Played in 38 games (29 starts) in three seasons at Tulane (2020-22)
- ✦ Registered 85 receptions for 1,500 yards (17.6 avg.) and 17 TDs
- ✦ One of only four FBS players to register 85+ catches and 15+ receiving TDs and average 17.5+ yards/catch from 2020-22
- ✦ Began his career at Jones County Junior College (Elisville, Miss.), appearing in 22 games and posting 47 catches for 702 yards (14.9 avg.) and five TDs
- ✦ Played in all 14 games (13 starts) for the Green Wave in 2022, posting 657 yards receiving and a team-high eight TDs on 33 catches (19.9 avg.)
- ✦ Finished tied for No. 8 in the country in yards per catch
- ✦ Registered a career-high 134 yards receiving on three catches (44.7 avg.) vs. Central Florida in the AAC title game, highlighted by a season-long 73-yard TD grab early in the fourth quarter

DUECE WATTS' NFL POSTSEASON RUSHING/RECEIVING STATISTICS

DATE	TEAM	GP	GS	RECEIVING					RUSHING					
				NO.	YDS.	AVG.	LG	TD	NO.	YDS.	AVG.	LG	TD	
2023	Steelers	0	0	0	0	0.0	0	0	0	0	0	0.0	0	0
NFL TOTALS		0	0	0	0	0.0	0	0	0	0	0	0.0	0	0

DUECE WATTS' NFL POSTSEASON RETURN STATISTICS

DATE	TEAM	KICKOFF RETURNS					PUNT RETURNS					
		RET.	YDS.	AVG.	LG	TD	NO.	FC	YDS.	AVG.	LG	TD
2023	Steelers	0	0	0.0	0	0	0	0	0	0.0	0	0
NFL TOTALS		0	0	0.0	0	0	0	0	0	0.0	0	0

2023 GAME-BY-GAME REGULAR-SEASON STATISTICS (PACKERS)

DATE	OPPONENT	P/S	RECEIVING					RUSHING					W/L	SCORE
			NO.	YDS.	AVG.	LG	TD	NO.	YDS.	AVG.	LG	TD		
09/10	at Bears												W	38-20
09/17	at Falcons												L	24-25
09/24	Saints												W	18-17
09/28	Lions												L	20-34
10/09	at Raiders												L	13-17
10/22	at Broncos												L	17-19
10/29	Vikings												L	10-24
11/05	Rams												W	20-3
11/12	at Steelers												L	19-23
11/19	Chargers												W	23-20
11/23	at Lions												W	29-22
12/03	Chiefs												W	27-19
12/11	at Giants												L	22-24
12/17	Buccaneers												L	20-34
12/24	at Panthers												W	33-30
12/31	at Vikings												W	33-10
01/07	Bears												W	17-9
2023 TOTALS		0-0	0	0	0.0	0	0	0	0	0.0	0	0	9-8	

2023 GAME-BY-GAME POSTSEASON STATISTICS (STEELERS)

DATE	OPPONENT	P/S	RECEIVING					RUSHING					W/L	SCORE
			NO.	YDS.	AVG.	LG	TD	NO.	YDS.	AVG.	LG	TD		
01/15	at Bills												L	17-31
2023 TOTALS		0-0	0	0	0.0	0	0	0	0	0.0	0	0	0-1	



RYAN ^{DB} WATTS

HEIGHT: 6-3
WEIGHT: 206
COLLEGE: Texas
BORN: November 7, 2001

HOW ACQUIRED: D6b '24
NFL EXPERIENCE: R
BIRTHPLACE: Little Elm, TX

29



PRO CAREER

- ✦ Has yet to make NFL debut

TRANSACTIONS

- ✦ Signed a four-year contract with Pittsburgh on May 11, 2024
- ✦ Drafted by the Steelers in the sixth round (195th overall) of the 2024 NFL Draft

PERSONAL

- ✦ Two-way player at Little Elm H.S.
- ✦ All-State and two-time all-district honoree
- ✦ Ranked No. 150 nationally, No. 10 among safeties and No. 23 overall in Texas by 247Sports
- ✦ Rated No. 235 nationally, No. 17 among cornerbacks and No. 40 overall in the state of Texas by ESPN
- ✦ Ranked No. 28 nationally among cornerbacks and No. 39 overall in the state of Texas by Rivals
- ✦ Second-Team 5A All-State by the Associated Press and honorable mention by the Texas Sports Writers Association as a defensive back in 2019
- ✦ First-Team All-District 5-5A Division 1 as both a wide receiver and a cornerback
- ✦ Recorded 51 tackles with seven pass break-ups, two interceptions and one forced fumble

COLLEGE

- ✦ Played in 27 games (22 starts) in his two-year career with Texas (2022-23)
- ✦ Registered 100 tackles (73 solo), 5.0 tackles for loss, 1.0 sacks, one quarterback hit, three interceptions and six passes defended
- ✦ 2022 Honorable Mention All-Big 12 (coaches)
- ✦ 2022 Big 12 Defensive Newcomer Player of the Year
- ✦ Transferred from Ohio State and enrolled at UT in January 2022
- ✦ 2022 First-Team Academic All-Big 12
- ✦ Played in 19 games over two seasons with Ohio State (2020-21)
- ✦ 2021 Academic All-Big Ten
- ✦ Played in all 12 regular-season games, starting the season-opener against Minnesota in 2021
- ✦ Tied for the team lead with two interceptions, which he recorded in back-to-back games against Rutgers and Maryland, to go along with six tackles, including five solo stops
- ✦ Played in seven games as a true freshman and recorded four tackles in 2020
- ✦ Helped Ohio State to a Big Ten Championship, a Sugar Bowl Championship and an appearance in the College Football Playoff National Championship Game.

RYAN WATTS' COLLEGE DEFENSIVE STATISTICS

DATE	TEAM	GP	GS	TACKLES							INTERCEPTIONS				O. FUMB			ST			MISC						
				TK	S	A	TFL	YDS	SK	YDS	QBH	NO	YDS	LG	TD	PD	FF	FR	TD	YDS	TK	S	A	FF	FR	S	A
2020	Ohio St.	7	0	5	5	0	0.0	0.0	0.0	0.0	0	0	0	0	0	0	0	0	0	0	0	0	0	0	0	0	
2021	Ohio St.	11	1	6	5	1	0.0	0.0	0.0	0.0	0	2	18	18	0	0	0	0	0	0	0	0	0	0	0	0	
2022	Texas	13	13	51	33	18	4.0	17.0	1.0	10.0	1	1	0	0	3	0	0	0	0	0	0	0	0	0	0	0	
2023	Texas	14	11	38	30	8	1.0	1.0	0.0	0.0	0	0	0	0	3	0	0	0	0	0	0	0	0	0	0	0	
TOTALS		45	25	100	73	27	5.0	18.0	1.0	10.0	1	3	18	18	0	6	0	0	0	0	0	0	0	0	0	0	0



JULIUS^{OLB} WELSCHOF

HEIGHT: 6-6
WEIGHT: 265
COLLEGE: Charlotte
BORN: March 12, 1997

HOW ACQUIRED: UDFA '24
NFL EXPERIENCE: R
BIRTHPLACE: Miesbach, Bavaria, Germany

48



PRO CAREER

- ✦ Has yet to make NFL debut

TRANSACTIONS

- ✦ Signed with Pittsburgh as an undrafted rookie free agent on May 9, 2024

PERSONAL


- ✦ Graduated from FOS Altoetting (Altoetting, Germany)
- ✦ Played for the Munich Cowboys, a club team in Germany, seeing action at defensive end and tight end
- ✦ 247Sports Composite grades as a three-star prospect and the 26th-rated strong-side defensive end nationally
- ✦ ESPN three-star prospect and the No. 64 overall player at defensive end
- ✦ Rated as the top prospect in Germany by 247Sports and ESPN
- ✦ Rivals.com three-star prospect

COLLEGE

- ✦ Played one season at Charlotte (2023) and five seasons at Michigan (2018-22)
- ✦ Starting defensive end had his final collegiate season cut short by injury in 2023
- ✦ Started each of the first four games before injury end his lone campaign with the 49ers
- ✦ Registered four tackles and two quarterback hits in the non-conference season
- ✦ Recorded two tackles vs. South Carolina State and Georgia State
- ✦ Played in 35 games over his four playing seasons with the Wolverines
- ✦ Appeared in all 14 games in 2022, making six tackles as Michigan reached the College Football Playoffs
- ✦ Named the Wolverines' Special Teams Player of the Week following a pair of solo tackles at Rutgers
- ✦ Played in all 14 games in 2021 and earned a trip to the College Football Playoffs
- ✦ Two-time Academic All-Big Ten

JULIUS WELSCHOF'S COLLEGE DEFENSIVE STATISTICS

DATE	TEAM	GP	GS	TACKLES						INTERCEPTIONS				O. FUMB			ST				MISC					
				TK	S	A	TFL	YDS	SK	YDS	QBH	NO	YDS	LG	TD	PD	FF	FR	TD	YDS	TK	S	A	FF	FR	S
2019	Michigan	1	0	0	0	0	0.0	0.0	0.0	0.0	0	0	0	0	0	0	0	0	0	0	0	0	0	0	0	0
2020	Michigan	6	0	6	3	3	0.5	5.0	0.5	5.0	1	0	0	0	0	0	0	0	0	0	0	0	0	0	0	0
2021	Michigan	14	1	13	4	9	0.5	1.0	0.5	1.0	0	0	0	0	0	1	0	0	0	0	0	0	0	0	0	0
2022	Michigan	14	0	6	3	3	0.0	0.0	0.0	0.0	0	0	0	0	0	0	0	0	0	0	0	0	0	0	0	0
2023	Charlotte	12	4	4	1	3	0.0	0.0	0.0	0.0	2	0	0	0	0	0	0	0	0	0	0	0	0	0	0	0
TOTALS		47	5	29	11	18	1.0	6.0	1.0	6.0	3	0	0	0	1	0	0	0	0	0	0	0	0	0	0	0



RODNEY ^{TE} WILLIAMS

HEIGHT: 6-4
 WEIGHT: 235
 COLLEGE: UT Martin
 BORN: April 10, 2000

HOW ACQUIRED: FA '22
 NFL EXPERIENCE: 2nd year
 BIRTHPLACE: Memphis, TN

87



PRO CAREER

- ✦ Has played in 13 regular-season games (no starts) in his two-year NFL career (Denver 2022; Pittsburgh 2022-23)
- ✦ Has registered six tackles on special teams (five solo)
- ✦ Made NFL debut in Week 5 of 2023 (vs. Baltimore)

2023 (STEELERS)

- ✦ Played in 13 regular-season games (no starts)
- ✦ Registered six tackles on special teams (five solo)

2022 (STEELERS/BRONCOS)

- ✦ Spent the season on the Steelers practice squad
- ✦ Participated in Denver's training camp

TRANSACTIONS

- ✦ Signed to the Pittsburgh active roster on Oct. 4, 2023
- ✦ Signed to the Steelers practice squad on Aug. 30, 2023
- ✦ Waived by Pittsburgh on Aug. 29, 2023
- ✦ Signed a reserve/future contract with the Steelers on Jan. 10, 2023
- ✦ Signed to the Pittsburgh practice squad on Sept. 13, 2022
- ✦ Waived by Denver on Aug. 16, 2022
- ✦ Signed with the Broncos as an undrafted rookie free agent on May 4, 2022

PERSONAL

- ✦ Attended Germantown High School (TN)
- ✦ Was named an all-metro performer and to the 15-AAA All-District second team in 2015
- ✦ Spotlighted as a top prospect in Tennessee by recruiter Murphy Fair

COLLEGE

- ✦ Played in 53 games (26 starts) at Tennessee-Martin (2016-21)
- ✦ Registered 99 receptions for 1,217 yards (12.3 avg.) with seven touchdowns
- ✦ Finished his career ranked ninth in school history in receptions

RODNEY WILLIAMS' NFL REGULAR SEASON RUSHING/RECEIVING STATISTICS

DATE	TEAM	GP	GS	RECEIVING					RUSHING				
				NO.	YDS.	AVG.	LG	TD	NO.	YDS.	AVG.	LG	TD
2022	Steelers	0	0	0	0	0.0	0	0	0	0	0.0	0	0
2023	Steelers	0	0	0	0	0.0	0	0	0	0	0.0	0	0
NFL TOTALS		0	0	0	0	0.0	0	0	0	0	0.0	0	0

RODNEY WILLIAMS' NFL POSTSEASON RUSHING/RECEIVING STATISTICS

DATE	TEAM	GP	GS	RECEIVING					RUSHING				
				NO.	YDS.	AVG.	LG	TD	NO.	YDS.	AVG.	LG	TD
2023	Steelers	0	0	0	0	0.0	0	0	0	0	0.0	0	0
NFL TOTALS		0	0	0	0	0.0	0	0	0	0	0.0	0	0

RODNEY WILLIAMS' NFL REGULAR SEASON RETURN STATISTICS

DATE	TEAM	RET.	KICKOFF RETURNS				PUNT RETURNS					
			YDS.	AVG.	LG	TD	NO.	FC	YDS.	AVG.	LG	TD
2022	Steelers	0	0	0.0	0	0	0	0	0	0.0	0	0
2023	Steelers	0	0	0.0	0	0	0	0	0	0.0	0	0
NFL TOTALS		0	0	0.0	0	0	0	0	0	0.0	0	0

RODNEY WILLIAMS' NFL POSTSEASON RETURN STATISTICS

DATE	TEAM	KICKOFF RETURNS					PUNT RETURNS					
		RET.	YDS.	AVG.	LG	TD	NO.	FC	YDS.	AVG.	LG	TD
2023	Steelers	0	0	0.0	0	0	0	0	0	0.0	0	0
NFL TOTALS		0	0	0.0	0	0	0	0	0	0.0	0	0

2023 GAME-BY-GAME REGULAR-SEASON STATISTICS (STEELERS)

DATE	OPPONENT	P/S	RECEIVING					RUSHING					W/L	SCORE
			NO.	YDS.	AVG.	LG	TD	NO.	YDS.	AVG.	LG	TD		
09/10	49ers												L	7-30
09/18	Browns												W	26-22
09/24	at Raiders												W	23-18
10/01	at Texans												L	6-30
10/08	Ravens												W	17-10
10/22	at Rams												W	24-17
10/29	Jaguars												L	10-20
11/02	Titans												W	20-16
11/12	Packers												W	23-19
11/19	at Browns												L	10-13
11/26	at Bengals												W	16-10
12/03	Cardinals												L	10-24
12/07	Patriots												L	18-21
12/16	at Colts												L	13-30
12/23	Bengals												W	34-11
12/31	at Seahawks												W	30-23
01/06	at Ravens												W	17-10
2023 TOTALS		0-0	0	0	0.0	0	0	0	0.0	0	0	0	10-7	

2022 GAME-BY-GAME REGULAR-SEASON STATISTICS (STEELERS)

DATE	OPPONENT	P/S	RECEIVING					RUSHING					W/L	SCORE
			NO.	YDS.	AVG.	LG	TD	NO.	YDS.	AVG.	LG	TD		
09/18	Patriots												L	14-17
09/22	at Browns												L	17-29
10/02	Jets												L	20-24
10/09	at Bills												L	3-38
10/16	Buccaneers												W	20-18
10/23	at Dolphins												L	10-16
10/30	at Eagles												L	13-35
11/13	Saints												W	20-10
11/20	Bengals												L	30-37
11/28	at Colts												W	24-17
12/04	at Falcons												W	19-16
12/11	Ravens												L	14-16
12/18	at Panthers												W	24-16
12/24	Raiders												W	13-10
01/01	at Ravens												W	16-13
01/08	Browns												W	28-14
2022 TOTALS		0-0	0	0	0.0	0	0	0	0.0	0	0	0	8-8	

2023 GAME-BY-GAME POSTSEASON STATISTICS (STEELERS)

DATE	OPPONENT	P/S	RECEIVING					RUSHING					W/L	SCORE
			NO.	YDS.	AVG.	LG	TD	NO.	YDS.	AVG.	LG	TD		
01/15	at Bills												L	17-31
2023 TOTALS		0-0	0	0	0.0	0	0	0	0.0	0	0	0	0-1	



ROMAN WR WILSON

HEIGHT: 6-0
WEIGHT: 192
COLLEGE: Michigan
BORN: June 19, 2001

HOW ACQUIRED: D3a '24
NFL EXPERIENCE: R
BIRTHPLACE: Maui, HI

10



PRO CAREER

- ✦ Has yet to make NFL debut

TRANSACTIONS

- ✦ Signed a four-year contract with Pittsburgh on May 11, 2024
- ✦ Drafted by the Steelers in the third round (84th overall) of the 2024 NFL Draft

PERSONAL

- ✦ Attended St. Louis High School and won four consecutive state titles in the Open Division of the HHSAA
- ✦ Part of a program that won 38 consecutive games to close his career
- ✦ Also ran track and field at St. Louis
- ✦ 247Sports Composite ranking of four stars, the 358th player nationally, the 61st-best wide receiver and the third-best player in the state of Hawaii
- ✦ Full name is Roman Jeffrey Wilson
- ✦ Son of Colleen Colegrove and Jeffrey Wilson

COLLEGE

- ✦ Played in 46 career games (24 starts) at Michigan (2020-23)
- ✦ Caught 107 passes for 1,707 yards and 20 TDs, which ranks seventh in program history
- ✦ 2023 Michigan Co-Offensive Skill Player of the Year
- ✦ 2023 Second-Team All-Big Ten
- ✦ Led the Wolverines with 48 catches, 789 yards, and 12 TDs and added one 10-yard rush in 2023
- ✦ Named All-Big Ten (second team, coaches and media)
- ✦ Six times shared Offensive Player of the Week honors for his performance at against ECU, UNLV, Bowling Green, Purdue, at Nebraska and at Michigan State
- ✦ Registered a career-high three receiving TDs against ECU, coming on six catches for 78 yards
- ✦ Starting against UNLV, caught two TD passes on four catches totaling 89 yards
- ✦ Caught a TD on two receptions for 42 yards starting against Bowling Green
- ✦ On the road at Nebraska, led the team with 58 yards receiving on four catches and two TDs
- ✦ Set career highs with nine catches and 143 yards against Purdue
- ✦ Snagged a TD among three catches for 36 yards against Ohio State
- ✦ Scored the game-tying TD to force overtime against Alabama in the Rose Bowl/CFP Semifinal and finished with a team-high 73 yards on four catches
- ✦ Gained 54 yards on three catches starting against Washington in the CFP National Championship Game

ROMAN WILSON'S COLLEGE RUSHING/RECEIVING STATISTICS

DATE	TEAM	GP	GS	RUSHING					RECEIVING				
				NO.	YDS.	AVG.	LG	TD	NO.	YDS.	AVG.	LG	TD
2020	Michigan	6	0	1	9	9.0	9	0	9	122	13.6	26	1
2021	Michigan	13	5	3	59	19.7	43	0	25	420	16.8	75	3
2022	Michigan	12	4	2	39	19.5	21	2	25	376	15.0	61	4
2023	Michigan	15	15	1	10	10.0	10	0	48	789	16.4	47	12
TOTALS		46	24	7	117	16.7	43	2	107	1,707	16.0	75	20

ROMAN WILSON'S COLLEGE RETURN STATISTICS

DATE	TEAM	RET.	KICKOFF RETURNS					PUNT RETURNS					
			YDS.	AVG.	LG	TD	NO.	FC	YDS.	AVG.	LG	TD	
2020	Michigan	0	0	0.0	0	0	0	0	0	0	0.0	0	0
2021	Michigan	1	20	20.0	20	0	0	0	0	0	0.0	0	0
2022	Michigan	5	114	22.8	26	0	0	0	0	0	0.0	0	0
2023	Michigan	0	0	0.0	0	0	0	0	0	0	0.0	0	0
TOTALS		6	134	22.3	26	0	0	0	0	0	0.0	0	0



RUSSELL WILSON

HEIGHT: 5-11
 WEIGHT: 215
 COLLEGE: Wisconsin
 BORN: November 29, 1988

HOW ACQUIRED: FA '24
 NFL EXPERIENCE: 13th year
 BIRTHPLACE: Richmond, VA



PRO CAREER

AWARDS

- 2021: Pro Bowl
- 2020: Pro Bowl, Walter Payton NFL Man of the Year, NFC Offensive Player of the Month for September, NFC Offensive Player of the Week vs. Atlanta (Week 1), NFC Offensive Player of the Week vs. Dallas (Week 3)
- 2019: Pro Bowl, Associated Press Second-Team All-Pro, NFC Offensive Player of the Week at Pittsburgh (Week 2), NFC Offensive Player of the Week vs. Tampa Bay (Week 9)
- 2018: Pro Bowl
- 2017: Pro Bowl, NFC Offensive Player of the Week vs. Philadelphia (Week 13), NFC Offensive Player of the Week vs. Houston (Week 8)
- 2016: Pro Bowl, NFC Offensive Player of the Week vs. Steelers (Week 12)
- 2015: Pro Bowl, NFC Offensive Player of the Week at Redskins (Week 5), NFC Offensive Player of the Week at Cardinals (Week 16)
- 2013: NFC Pro Bowl, NFC Offensive Player of the Week vs. Saints (Week 13)
- 2012: Pro Bowl, Pepsi Max NFL Rookie of the Year, Sports Illustrated Offensive Rookie of the Year

CAREER HIGHLIGHTS

- Nine-time Pro Bowl quarterback from the University of Wisconsin who started all 188 regular-season games and 16 postseason contests with Seattle (2012-21), Denver (2022-23) and Pittsburgh (2024)
- His career passer rating (100.0) ranks sixth in NFL history, while his home passer rating (103.7) ranks seventh and road passer rating (96.6) ranks ninth
- Career Regular-Season Record as a Starter: 115-72-1 (.614); 11-5 (.688) in '12, 13-3 (.813) in '13, 12-4 (.750) in '14, 10-6 (.625) in '15, 10-5-1 (.656) in '16, 9-7 (.563) in '17, 10-6 (.625) in '18, 11-5 (.688) in '19, 12-4 (.750) in '20, 6-8 (.429) in '21, 4-11 (.267) in '22 and 7-8 (.467) in '23
- Has registered 96 career games with a passer rating of 100.0+ since entering the NFL in 2012, which is the most in the League over the span, and 15 more games than the next best quarterback (Tom Brady)
- Has been responsible for 364 TDs since entering the NFL in 2012, which is the second-most in the League over the span (Tom Brady, 367)
- Has recorded 48,960 yards of total offense since entering the NFL in 2012, which is the fourth-most in the League over the span (Matt Ryan 49,734; Tom Brady 49,642; Matthew Stafford 49,325)
- Has thrown 334 TD passes since entering the NFL in 2012, which is the third-most in the League over the span (Tom Brady 349; Aaron Rodgers 343)
- Has rallied his team from a tie or deficit in the fourth quarter 39 times in his regular-season career, which is the 10th-most in NFL history
- Has led an offensive scoring drive in the fourth quarter with the team trailing by one score to either tie or take the lead 31 times in his regular-season career, which is tied for the ninth-most in NFL history
- Has recorded more wins (124) in his first 12 NFL seasons, including the postseason, than every quarterback in League history apart from Peyton Manning (140), Tom Brady (140) and Brett Favre (125)
- Has led his teams to double-digit wins in eight different seasons, eight playoff appearances, two Super Bowl berths and a Super Bowl XLVIII win
- Joined Peyton Manning (2012-14) as the only quarterbacks in NFL history with 30+ passing TDs and 100.0+ passer rating in three consecutive seasons (2018-20)
- Joined Kurt Warner, Tom Brady and Drew Brees as the only non-first-round quarterbacks to throw 40 passing TDs in a single season in NFL history
- Fourth-fastest quarterback to 100 combined wins (regular and postseason) after Week 5 (2020) win vs. Minnesota
- Has quarterbacked teams to 55 regular-season victories in games decided by six points or less, which is the ninth-most in NFL history
- Has completed 988 passes on 1,568 attempts (63.0 pct.) for 12,313 yards and 108 TDs with 22 interceptions (101.5 rtg.)
- Ranks in the top 10 in NFL regular-season fourth quarter and overtime history in TD/INT ratio (3.3, third), passer rating (101.5, fourth), yards per attempt (7.9, sixth) and passing TDs (108, seventh)
- Has completed 3,668-of-5,665 passes (64.7%) for 43,653 yards with 334 TDs and 106 interceptions (100.0 rtg.) during his first 12 NFL seasons
- Ranks 12th in NFL regular-season history in passing TDs (334), 13th in victories (115) and 18th in passing yards (43,653)
- Ranks second in League regular-season history in passer rating (100.0), second in TD/INT ratio (3.2) and 10th in win percentage (.614) among signal callers with at least 150 career starts
- Joined Peyton Manning as the only players in NFL history to post at least 3,000 passing yards and 20 TDs in each of their first 10 seasons.
- Has tallied 981 rushes for 5,307 yards (5.4 avg.) with 29 TDs and five receptions for 21 yards (4.2 avg.) with one score in his career
- Recognized as the lone quarterback in NFL history to accumulate 40,000+ passing yards and 4,500+ rushing yards for his career
- Has started all 16 playoff games in his career, completing 275-of-451 passes (61.0%) for 3,786 yards with 25 TDs and 12 interceptions (95.3 rtg.)
- Has recorded top-10 rankings in TD passes (334, 2nd), completions (3,668, 2nd), passing yards (43,653, 2nd), passing yards/attempt (7.7, 5th), passer rating (100.0, 6th) and completion percentage (64.7, 13th) among active quarterbacks since 2012
- Has posted the third-most rushing yards (5,307) among NFL quarterbacks in League history (Mike Vick, 6,109; Cam Newton, 5,628)
- Has collected 115 regular-season wins since 2012, ranking him first among active quarterbacks
- Has amassed 100.0+ passer rating in seven of his 12 seasons and is one-of-six active quarterbacks (Brock Purdy, San Francisco; Aaron Rodgers, N.Y. Jets; Patrick Mahomes, Kansas City; C.J. Stroud, Houston; DeShaun Watson, Cleveland) to have a career passer rating of 100.0 or higher
- Has registered nine 3,000-yard, 25-passing TD seasons and has four 30-TD, 100-passer rating seasons
- Posted career highs in completions (384), completion percentage (68.8), passing yards (4,212) and passing TDs (40) in 2020
- Nabbed his third career 4,000-yard passing season (4,110), threw a career-low five interceptions (5) and had 31 TDs (106.3 rtg.) in 2019
- First Seahawks quarterback to lead the NFL in passer rating (110.1) and was first quarterback in NFL history to pass for 4,000+ yards (4,024), rush for 500+ yards (553) and have 30 or more TD passes in 2015
- Registered career highs in rushes (118), rushing yards (849) and rushing TDs (6) in 2014 while completing 285-of-452 passes (63.1%) for 3,475 yards with 20 TDs and seven interceptions (95.0 rtg.)
- Completed 18-of-25 passes (72.0%) for 206 yards with two TDs and became the third-youngest quarterback in NFL history to win the Super Bowl, leading Seattle to a 43-8 win over Denver in Super Bowl XLVIII
- Tied Pro Football Hall of Fame quarterback Peyton Manning's 1998 record for most TD passes by a rookie (26) in 2012, and became the first rookie in NFL history to lead his team to an undefeated home record
- Named NFC Offensive Player of the Month (September 2020)
- Named NFC Offensive Player of the Week 12 times in his career (Weeks 13 and 16 in 2012, Week 13 in 2013, Weeks 5 and 16 in 2014, Week 12 in 2015, Weeks 8 and 13 in 2017, Weeks 2 and 9 in 2019 and Weeks 1 and 2 in 2020)
- Named the 2020 Walter Payton Man of the Year, an award that recognizes a player's off-the-field community service as well as his playing excellence

2023 (BRONCOS)

- Recorded 3,070 yards on 297-of-447 passing (66.4%) with 26 TDs and eight interceptions (98.0 rtg.)
- Completed 27-of-34 passes (79.4%) of his passes for 177 yards with two TDs (108.0 rtg.) in the season opener vs. Las Vegas
- His 79.4 completion percentage was the sixth-highest by a Broncos signal caller in a single game (min. 30 att.) in team history and highest since Peyton Manning in Week 12 of 2014 (80.0%, vs. Miami)
- Completed 18-of-32 passing (56.3%) for 308 yards with three TDs and one interception (107.3 rtg.) while also running six times for 56 yards (9.3 avg.) in Week 2 vs. Washington
- With his 56 yards rushing, Wilson became the first player in NFL history to surpass 40,000 passing yards and 5,000 rushing yards in a career while becoming the 15th fastest player in league annals to reach 41,000 passing yards
- Recorded his second consecutive 300-yard passing game after completing 23-of-38 passes (60.5%) for 306 yards with one TD and one interception (83.9 rtg.) in Week 3 at Miami
- Led his 32nd career fourth-quarter comeback (regular season and postseason) — the 10th-most in NFL history — after helping the Broncos erase a 21-point deficit in Week 4 at Chicago, completing 21-of-28 passes for 223 yards with three TDs (133.5 rtg.)
- His 133.5 passer rating was the best in his Broncos career to that point
- Recorded his 29th career regular-season fourth-quarter comeback in Week 7 vs. Green Bay, completing 20-of-29 passes for 194 yards with one passing score (98.9 rtg.)
- Posted his third three-TD game of the season after completing 12-of-19 passes for 114 yds. and no interceptions (119.3 rtg.) in a Week 8 home win vs. Kansas City
- Led his third game-winning drive of the season with 1:55 left to defeat the Bills in Week 10 at Buffalo
- Produced his third consecutive game with a 100.0+ passer rating after completing 27-of-35 passes for 259 yards with one TD (106.7 rtg.) in the Week 11 win vs. Minnesota
- Orchestrated his fourth game-winning drive and fourth-quarter comeback of the season in the win against the Vikings, the second-most of his career in a single season
- Fourth Bronco in franchise history to throw for at least one TD in each of the first 13 games of a season after completing 21-of-33 passes for 224 yards with two TDs and one interception (91.0 rtg.) in Week 14 at L.A. Chargers

2022 (BRONCOS)

- Started all 15 games played in his first season with Denver, completing 292-of-483 passes (60.5%) for 3,524 yards with 16 TDs and 11 interceptions (84.4 rtg.)
- Completed the most passes (29) by a quarterback making his Broncos debut in team history and had the second-most passing yards (340) among that group
- Led the Broncos on a game-winning drive in the fourth quarter, highlighted by a 47-yard connection with WR K.J. Hamler, and totaled 252 yards on 18-of-30 passing (60.0%) with one TD in Week 6 at Jacksonville
- Notched his 300th career TD pass, tying Pro Football Hall of Fame QB John Elway for the 13th-most passing scores in NFL history, when he found WR Brandon Johnson in the end zone in Week 12 at Carolina
- Completed 23-of-36 passes (63.9%) for 247 yards with a season-high three TDs and one interception (100.1 rtg.) in Week 14 vs. Kansas City
- Surpassed former NFL QB Randall Cunningham for the third-most rushing yards (4,928) by a quarterback in league history and recorded his third career multi-rushing score game in Week 17 at Kansas City

2021 (SEAHAWKS)

- Started all 14 games played in 2021, totaling 3,113 yards while completing 259-of-400 passes (64.8%) with 25 TDs and six interceptions (103.1 rtg.)
- Rushed 43 times for 183 yards (4.3 avg.) with two scores
- Completed at least 70 percent of his passes in each of the first three games of the season
- Completed 18-of-23 passes (78.3%) for 254 yards with a season-high four TDs and zero interceptions (152.3 rtg.) in Week 1 at Indianapolis
- Threw for a season-high 343 yards and completed 22-of-31 passes (71.0%) with two TDs and zero interceptions (128.8 rtg.) in Week 2 vs. Tennessee
- Set season highs in completions (30) and completion percentage (81.1) in Week 4 at San Francisco
- Tied season high with four TD passes and posted a 133.0 passer rating in Week 17 vs. Detroit

2020 (SEAHAWKS)

- Collected his fourth 4,000-yard passing season (4,212) and set single-season career highs in completions (384), completion percentage (68.8) and TD passes (40)
- Broke his own single-season club record for touchdowns, completions and completion percentage, while leading and offense to a franchise-record 459 points
- Rushed 83 times for 513 yards (6.2 avg.) with two scores
- Completed 31-of-35 passes (88.6%) for 322 yards with four TDs and zero interceptions (season-high 143.1 rtg.) in Week 1 at Atlanta
- Second quarterback in NFL history to record 30,000 passing yards and 4,000 rushing yards, while becoming just the fifth quarterback to reach 4,000 rushing yards
- His 88.6 completion percentage in Week 1 at Atlanta was the third-highest in NFL history (min. 30 att.)
- Passed for a career-high-tying five TDs in consecutive weeks (Weeks 2-3), becoming the first Seahawks player and fifth NFL player to accomplish that feat
- Fourth-fastest quarterback to 100 combined wins (regular-season and postseason) after defeating Minnesota in Week 5
- Tallied a career-high 33 completions and threw for 388 yards in Week 7 at Arizona
- Completed 28-of-41 passes for a season-high 390 yards with two TDs and two interceptions (94.6 rtg.) in Week 10 at Buffalo

2019 (SEAHAWKS)

- Posted his third 4,000-yard passing season and completed 341-of-516 passes (66.1%) for 4,110 yards with 31 TDs and a career-low five interceptions (106.5 rtg.)
- Rushed 75 times for 342 yards (4.6 avg.) with three scores
- Joined Pro Football Hall of Fame QB Peyton Manning as the only quarterbacks in NFL history to pass for at least 3,000 yards and 20 TDs in each of their first eight seasons
- Totaled a passer rating of 130.0+ in each of the first two games of the seasons
- Set season highs in completions (32) and passing yards (406) and added two rushing scores in Week 3 vs. New Orleans
- Completed 17-of-23 passes for 268 yards with four TDs and zero interceptions (season-high 151.8 rtg.) in Week 5 vs. L.A. Rams
- Posted 131.7 passer rating after completing 14-of-20 passes (70.0%) for 182 yards with two TDs and zero interceptions in Week 8 at Atlanta
- Tied career high with five passing TDs and registered a 133.7 passer rating in Week 9 vs. Tampa Bay
- Completed 20-of-26 passes (76.9%) for 286 yards with two TDs and zero interceptions (137.7 rtg.) in Week 15 at Carolina

2018 (SEAHAWKS)

- ✦ Completed 280-of-427 passes (65.6%) for 3,448 yards with 35 TDs and seven interceptions
- ✦ Talled a single-season career-high 110.9 passer rating
- ✦ Rushed 67 times for 376 yards (5.6 avg.)
- ✦ Pushed his passing TD total to 196 which was the most in club history and the third most in a quarterback's first seven seasons
- ✦ Had 10 games with a passer rating of 100.0+, including a career-high 158.3 passer rating in Week 8 at Detroit

2017 (SEAHAWKS)

- ✦ Completed 339-of-553 passes (61.3%) for 3,983 yards with 34 TDs and 11 interceptions (95.4 rtg.)
- ✦ Rushed 95 times for 586 yards (6.2 avg.) with three scores
- ✦ Led the NFL and tied his then franchise record with 34 TDs
- ✦ Threw 19 TD passes in the fourth quarter which set an NFL record
- ✦ First quarterback in NFL history with at least 30 TDs and 500 rushing yards in multiple seasons
- ✦ Threw for a career-high 452 yards with four TDs and one interception (season-high 123.2 rtg.) in Week 8 vs. Houston

2016 (SEAHAWKS)

- ✦ Completed 353-of-546 passes (64.7%) for a single-season career-high 4,219 yards with 21 TDs and 11 interceptions (92.6 rtg.)
- ✦ Rushed 72 times for 259 yards (3.6 avg.) with one score
- ✦ Completed 23-of-32 passes (71.9%) for 309 yards with three TDs and zero interceptions (133.5 rtg.) in Week 4 at N.Y. Jets
- ✦ Recorded a season-high 137.0 passer rating after completing 20-of-26 passes (76.9%) for 282 yards with two TDs and zero interceptions in Week 9 vs. Buffalo
- ✦ Completed 25-of-37 passes (67.6%) for 348 yards with three TDs and zero interceptions (124.6 rtg.) in Week 10 at New England
- ✦ Registered season highs in completions (29) and passing yards (350) and nabbed a 117.8 passer rating in Week 16 vs. Arizona

2015 (SEAHAWKS)

- ✦ Posted the first 4,000-yard passing season of his career, completing 329-of-483 passes (68.1%) for 4,024 yards with 34 TDs and eight interceptions (110.1 rtg.)
- ✦ First Seahawks quarterback to lead the NFL in passer rating (110.1)
- ✦ Registered his first career 4,000-yard passing, 500-yard rushing season and was the first quarterback in NFL history to post totals of at least 4,000 yards passing, 500 yards rushing and 30 passing TDs
- ✦ Completed a season-high 32 passes in the season opener at St. Louis
- ✦ Completed 20-of-26 passes (76.9%) for 286 yards with one TD and zero interceptions (125.0 rtg.) in Week 4 vs. Detroit
- ✦ Totaled a passer rating of 125.0+ in Weeks 11-15
- ✦ Completed 24-of-29 passes (season-high 82.8%) for 260 yards with three TDs and zero interceptions (138.5 rtg.) in Week 7 at San Francisco
- ✦ Recorded a season-high 147.5 passer rating after completing 21-of-30 passes (70.0%) for a season-high 345 yards with a career-high-tying five TDs and zero interceptions in Week 12 vs. Pittsburgh
- ✦ Completed 21-of-27 passes (77.8%) for 274 yards with three TDs and zero interceptions (146.0 rtg.) in Week 13 at Minnesota
- ✦ Tied career high with five passing TDs and completed 23-of-32 passes (71.9%) for 292 yards (139.6 rtg.) in Week 14 at Baltimore
- ✦ Completed 21-of-30 passes (70.0%) for 249 yards with three TDs and zero interceptions (128.3 rtg.) in Week 15 at Cleveland

2014 (SEAHAWKS)

- ✦ Threw for 3,475 yards, completing 285-of-452 passes (63.1%) with 20 TDs and seven interceptions (95.0 rtg.)
- ✦ Set single-season career highs in rushes (118), rushing yards (849) and rushing TDs (six)
- ✦ Completed 41-of-72 passes (56.9%) for 724 yards with six TDs and five interceptions (90.3 rtg.) en route to his second consecutive Super Bowl appearance

2013 (SEAHAWKS)

- ✦ Completed 257-of-407 passes (63.1%) for 3,357 yards with 26 TDs and nine interceptions (101.2 rtg.)
- ✦ Posted 100.0+ passer rating in nine of the 16 games and threw for 300+ yards on two occasions
- ✦ Passed for 524 yards with three TDs and zero interceptions (101.6 rtg.) on 43-of-68 passing (63.2%) in three playoff games
- ✦ Third youngest quarterback in NFL history to win a Super Bowl, completing 18-of-25 passes (72.0%) for 206 yards with two TDs (123.1 rtg.) in a 43-8 victory over the Broncos in Super Bowl XLVIII

2012 (SEAHAWKS)

- ✦ Started all 16 games during his rookie season, completing 252-of-393 passes (64.1%) for 3,118 yards with 26 TDs and 10 interceptions (100.0 rtg.)
- ✦ Rushed 94 times for 489 yards (5.2 avg.) with four scores
- ✦ Tied Pro Football Hall of Fame QB Peyton Manning's 1998 record for most TD passes by a rookie (26)
- ✦ First rookie in NFL history to lead his team to an undefeated home record
- ✦ Set a club record with a 100.0 passer rating which was the second best by an NFL rookie QB
- ✦ Posted a 64.1% completion percentage which ranked third all-time among rookie QBs

TRANSACTIONS

- ✦ Signed a one-year contract with Pittsburgh on March 15, 2024
- ✦ Released by Denver on March 13, 2024
- ✦ Signed a five-year contract extension with Denver on Sept. 1, 2022
- ✦ Traded to the Broncos from Seattle with 2022 fourth-round pick (116th overall, Eyioma Uwazurike) for Drew Lock, Noah Fant, Shelby Harris, 2023 first-round pick (fifth overall, Devon Witherspoon), 2022 first-round pick (ninth overall, Charles Cross), 2023 second-round pick (37th overall, Derick Hall), 2022 second-round pick (40th overall, Boye Mafe) and 2022 fifth-round pick (145th overall, traded)
- ✦ Signed a four-year contract extension with the Seahawks on Apr. 16, 2019
- ✦ Signed a four-year contract extension with Seattle on July 31, 2015
- ✦ Signed a four-year contract with the Seahawks on May 7, 2012
- ✦ Drafted by Seattle in the third round (75th overall) of the 2012 NFL Draft

PERSONAL

- ★ Honored with the 2022 Bart Starr Award which is given annually to an NFL player who best exemplifies outstanding character and leadership in the home, on the field, and in the community
- ★ Started the Why Not You Foundation and Why Not You Academy, a non-profit high school dedicated to fighting poverty through education
- ★ Selected as the 2020 Walter Payton NFL Man of the Year which honors a player's volunteer and charity work, as well as his excellence on the field
- ★ Attended Collegiate School in Richmond, Va., playing football and baseball
- ★ Earned all-state, all-region and all-district honors, and was named the 2005 Richmond Times-Dispatch Player of the Year as a junior
- ★ Led Collegiate School to an 11-0 record and a state title as a junior after throwing for 3,287 yards and 40 TDs, and rushing for 634 yards and 15 scores
- ★ Passed for 3,009 yards with 34 TDs as a senior, earning all-state, all-conference and conference player of the year accolades
- ★ Selected by the Colorado Rockies in the fourth round of the 2010 Major League Baseball Draft after playing shortstop and batting .467 as a high school senior
- ★ Born on Nov. 29, 1988, in Cincinnati

COLLEGE

- ★ Started 50 consecutive games, completing 907-of-1,489 passes (60.9%) for 11,720 yards with 109 TDs and 30 interceptions (147.2 rtg.)
- ★ Established an NCAA FBS record after throwing 379 consecutive passes without an interception
- ★ Rushed 441 times for 1,421 yards (3.2 avg.) with 23 scores
- ★ Fifth player in NCAA FBS history to record totals of at least 5,000 passing yards and 1,000 rushing yards during his career
- ★ Played 36 games at NC State (2008-10), completing 682-of-1,180 passes (57.8%) for 8,545 yards with 76 TDs and 25 interceptions
- ★ Posted 362 rushes for 1,083 yards (2.9 avg.) with 17 scores over his three seasons with the Wolfpack
- ★ Completed 225-of-309 passes (72.8%) for 3,175 yards with 33 TDs and four interceptions, and carried the ball 79 times for 338 yards (4.2 avg.) with six scores in his lone season at Wisconsin (2011)

RUSSELL WILSON'S NFL REGULAR SEASON PASSING STATISTICS

DATE	TEAM	GP	GS	ATT.	CMP.	PCT.	YDS	AVG.	TD	INT.	LG	SK	LST	RATE
2012	Seahawks	16	16	393	252	64.1	3,118	7.9	26	10	67	33	203	100.0
2013	Seahawks	16	16	407	257	63.1	3,357	8.2	26	9	80t	44	272	101.2
2014	Seahawks	16	16	452	285	63.1	3,475	7.7	20	7	80t	42	242	95.0
2015	Seahawks	16	16	483	329	68.1	4,024	8.3	34	8	80t	45	265	110.1
2016	Seahawks	16	16	546	353	64.7	4,219	7.7	21	11	59	41	293	92.6
2017	Seahawks	16	16	553	339	61.3	3,983	7.2	34	11	74t	43	322	95.4
2018	Seahawks	16	16	427	280	65.6	3,448	8.1	35	7	66	51	355	110.9
2019	Seahawks	16	16	516	341	66.1	4,110	8.0	31	5	60t	48	319	106.3
2020	Seahawks	16	16	558	384	68.8	4,212	7.5	40	13	62	47	301	105.1
2021	Seahawks	14	14	400	259	64.8	3,113	7.8	25	6	69t	33	266	103.1
2022	Broncos	15	15	483	292	60.5	3,524	7.3	16	11	67t	55	368	94.4
2023	Broncos	15	15	447	297	66.4	3,070	6.9	26	8	60t	45	258	98.0
TOTALS		188	188	5,665	3,668	64.7	43,653	7.7	334	106	80T	527	3,464	100.0

RUSSELL WILSON'S NFL POSTSEASON PASSING STATISTICS

DATE	TEAM	GP	GS	ATT.	CMP.	PCT.	YDS	AVG.	TD	INT.	LG	SK	LST	RATE
2012	Seahawks	2	2	62	39	62.9	572	9.2	3	1	34	7	48	102.4
2013	Seahawks	3	3	68	43	63.2	524	7.7	3	0	51	7	22	101.6
2014	Seahawks	3	3	72	41	56.9	724	10.1	6	5	63t	10	58	90.3
2015	Seahawks	2	2	74	44	59.5	508	6.9	4	3	35	7	54	81.4
2016	Seahawks	2	2	60	40	66.7	449	7.5	4	2	42	6	31	97.2
2018	Seahawks	1	1	27	18	66.7	233	8.6	1	0	53	1	7	105.9
2019	Seahawks	2	2	61	39	63.9	602	9.9	2	0	53t	6	19	107.4
2020	Seahawks	1	1	27	11	40.7	174	6.4	2	1	51t	5	32	72.1
TOTALS		16	16	451	275	61.0	3,786	8.4	25	12	63T	49	271	95.3

RUSSELL WILSON'S NFL REGULAR SEASON RUSHING STATISTICS

DATE	TEAM	NO.	YDS.	AVG.	LG	TD
2012	Seahawks	94	489	5.2	25t	4
2013	Seahawks	96	539	5.6	27	1
2014	Seahawks	118	849	7.2	55	6
2015	Seahawks	103	553	5.4	24	1
2016	Seahawks	72	259	3.6	18	1
2017	Seahawks	95	586	6.2	31	3
2018	Seahawks	67	376	5.6	40	0
2019	Seahawks	75	342	4.6	21	3
2020	Seahawks	83	513	6.2	38	2
2021	Seahawks	43	183	4.3	17	2
2022	Broncos	55	277	5.0	19	3
2023	Broncos	80	341	4.3	21	3
TOTALS		981	5,307	5.4	55	29

RUSSELL WILSON'S NFL POSTSEASON RUSHING STATISTICS

DATE	TEAM	NO.	YDS.	AVG.	LG	TD
2012	Seahawks	15	127	8.5	28	1
2013	Seahawks	11	42	3.8	16	0
2014	Seahawks	17	86	5.1	17	1
2015	Seahawks	8	53	6.6	14	0
2016	Seahawks	9	46	5.1	14	0
2018	Seahawks	3	14	4.7	7	1
2019	Seahawks	16	109	6.8	22	0
2020	Seahawks	4	50	12.5	23	0
TOTALS		83	527	6.3	28	3

RUSSELL WILSON'S NFL REGULAR SEASON PASSING/RUSHING STATISTICS

DATE	TEAM	GP	GS	PASSING											RUSHING				
				ATT.	CMP.	PCT.	YDS	AVG.	TD	INT.	LG	SK	LST	RATE	NO.	YDS.	AVG.	LG	TD
2012	Seahawks	16	16	393	252	64.1	3,118	7.9	26	10	67	33	203	100.0	94	489	5.2	25t	4
2013	Seahawks	16	16	407	257	63.1	3,357	8.2	26	9	80t	44	272	101.2	96	539	5.6	27	1
2014	Seahawks	16	16	452	285	63.1	3,475	7.7	20	7	80t	42	242	95.0	118	849	7.2	55	6
2015	Seahawks	16	16	483	329	68.1	4,024	8.3	34	8	80t	45	265	110.1	103	553	5.4	24	1
2016	Seahawks	16	16	546	353	64.7	4,219	7.7	21	11	59	41	293	92.6	72	259	3.6	18	1
2017	Seahawks	16	16	553	339	61.3	3,983	7.2	34	11	74t	43	322	95.4	95	586	6.2	31	3
2018	Seahawks	16	16	427	280	65.6	3,448	8.1	35	7	66	51	355	110.9	67	376	5.6	40	0
2019	Seahawks	16	16	516	341	66.1	4,110	8.0	31	5	60t	48	319	106.3	75	342	4.6	21	3
2020	Seahawks	16	16	558	384	68.8	4,212	7.5	40	13	62	47	301	105.1	83	513	6.2	38	2
2021	Seahawks	14	14	400	259	64.8	3,113	7.8	25	6	69t	33	266	103.1	43	183	4.3	17	2
2022	Broncos	15	15	483	292	60.5	3,524	7.3	16	11	67t	55	368	84.4	55	277	5.0	19	3
2023	Broncos	15	15	447	297	66.4	3,070	6.9	26	8	60t	45	258	98.0	80	341	4.3	21	3
TOTALS		188	188	5,665	3,668	64.7	43,653	7.7	334	106	80T	527	3,464	100.0	981	5,307	5.4	55	29

RUSSELL WILSON'S NFL POSTSEASON PASSING/RUSHING STATISTICS

DATE	TEAM	GP	GS	PASSING											RUSHING				
				ATT.	CMP.	PCT.	YDS	AVG.	TD	INT.	LG	SK	LST	RATE	NO.	YDS.	AVG.	LG	TD
2012	Seahawks	2	2	62	39	62.9	572	9.2	3	1	34	7	48	102.4	15	127	8.5	28	1
2013	Seahawks	3	3	68	43	63.2	524	7.7	3	0	51	7	22	101.6	11	42	3.8	16	0
2014	Seahawks	3	3	72	41	56.9	724	10.1	6	5	63t	10	58	90.3	17	86	5.1	17	1
2015	Seahawks	2	2	74	44	59.5	508	6.9	4	3	35	7	54	81.4	8	53	6.6	14	0
2016	Seahawks	2	2	60	40	66.7	449	7.5	4	2	42	6	31	97.2	9	46	5.1	14	0
2018	Seahawks	1	1	27	18	66.7	233	8.6	1	0	53	1	7	105.9	3	14	4.7	7	1
2019	Seahawks	2	2	61	39	63.9	602	9.9	2	0	53t	6	19	107.4	16	109	6.8	22	0
2020	Seahawks	1	1	27	11	40.7	174	6.4	2	1	51t	5	32	72.1	4	50	12.5	23	0
TOTALS		16	16	451	275	61.0	3,786	8.4	25	12	63T	49	271	95.3	83	527	6.3	28	3

SINGLE-GAME HIGHS: QUARTERBACK

Pass Attempts	50 at Arizona Cardinals, Oct 25, 2020 50 vs. New Orleans Saints, Sep 22, 2019	Passer Rating	158.3 at Detroit Lions, Oct 28, 2018 152.3 at Indianapolis Colts, Sep 12, 2021
Pass Completions	33 at Arizona Cardinals, Oct 25, 2020 32 vs. New Orleans Saints, Sep 22, 2019 ...1 more at 32.	Rush Attempts	14 vs. New York Giants, Nov 09, 2014 13 at Indianapolis Colts, Oct 06, 2013
Yards Passing	452 vs. Houston Texans, Oct 29, 2017 406 vs. New Orleans Saints, Sep 22, 2019	Rushing Yards	122 at Washington Redskins, Oct 06, 2014 107 vs. New York Giants, Nov 09, 2014
TD Passes	5 vs. Dallas Cowboys, Sep 27, 2020 5 vs. New England Patriots, Sep 20, 2020 ...3 more at 5.	Rushing Average	15.1 at St. Louis Rams, Oct 19, 2014 12.3 vs. Atlanta Falcons, Nov 20, 2017
Long Passes	80t vs. Pittsburgh Steelers, Nov 29, 2015 80t at Arizona Cardinals, Dec 21, 2014 ...1 more at 80.	Longest Runs	55 at Arizona Cardinals, Dec 21, 2014 52 at St. Louis Rams, Oct 19, 2014
Completion Percentage	88.6 at Atlanta Falcons, Sep 13, 2020 82.9 at Pittsburgh Steelers, Sep 15, 2019	Rushing TDs	3 at Buffalo Bills, Dec 16, 2012 2 at Kansas City Chiefs, Jan 01, 2023 ...1 more at 2.

SINGLE-GAME HIGHS - POSTSEASON: QUARTERBACK

Pass Attempts	48 at Carolina Panthers, Jan 17, 2016 36 at Atlanta Falcons, Jan 13, 2013 31 at Green Bay Packers, Jan 12, 2020 30 at Philadelphia Eagles, Jan 05, 2020 30 at Atlanta Falcons, Jan 14, 2017 ...1 more at 30.	Passer Rating	149.2 vs. Carolina Panthers, Jan 10, 2015 123.1 at Denver Broncos, Feb 02, 2014 119.3 vs. Detroit Lions, Jan 07, 2017 110.6 vs. New England Patriots, Feb 01, 2015 109.1 at Atlanta Falcons, Jan 13, 2013
Pass Completions	31 at Carolina Panthers, Jan 17, 2016 24 at Atlanta Falcons, Jan 13, 2013 23 vs. Detroit Lions, Jan 07, 2017 21 at Green Bay Packers, Jan 12, 2020 18 at Philadelphia Eagles, Jan 05, 2020 ...2 more at 18.	Rush Attempts	9 at Philadelphia Eagles, Jan 05, 2020 8 at Washington Redskins, Jan 06, 2013 7 at Green Bay Packers, Jan 12, 2020 7 vs. Green Bay Packers, Jan 18, 2015 7 vs. Carolina Panthers, Jan 10, 2015 ...1 more at 7.
Yards Passing	385 at Atlanta Falcons, Jan 13, 2013 366 at Carolina Panthers, Jan 17, 2016 325 at Philadelphia Eagles, Jan 05, 2020 277 at Green Bay Packers, Jan 12, 2020 268 vs. Carolina Panthers, Jan 10, 2015	Rushing Yards	67 at Washington Redskins, Jan 06, 2013 64 at Green Bay Packers, Jan 12, 2020 60 at Atlanta Falcons, Jan 13, 2013 50 vs. Los Angeles Rams, Jan 09, 2021 49 at Atlanta Falcons, Jan 14, 2017
TD Passes	3 at Carolina Panthers, Jan 17, 2016 3 vs. Carolina Panthers, Jan 10, 2015 2 vs. Los Angeles Rams, Jan 09, 2021 2 at Atlanta Falcons, Jan 14, 2017 ...4 more at 2.	Rushing Average	9.1 at Green Bay Packers, Jan 12, 2020 8.6 at Atlanta Falcons, Jan 13, 2013 8.4 at Washington Redskins, Jan 06, 2013 5.0 at Philadelphia Eagles, Jan 05, 2020 3.6 vs. Green Bay Packers, Jan 18, 2015
Long Passes	63t vs. Carolina Panthers, Jan 10, 2015 53t at Philadelphia Eagles, Jan 05, 2020 53 at Dallas Cowboys, Jan 05, 2019 51t vs. Los Angeles Rams, Jan 09, 2021 51 vs. San Francisco 49ers, Jan 19, 2014	Longest Runs	28 at Washington Redskins, Jan 06, 2013 23 vs. Los Angeles Rams, Jan 09, 2021 22 at Green Bay Packers, Jan 12, 2020 22 at Philadelphia Eagles, Jan 05, 2020 19 at Washington Redskins, Jan 06, 2013
Completion Percentage	76.7 vs. Detroit Lions, Jan 07, 2017 72.0 at Denver Broncos, Feb 02, 2014 68.2 vs. Carolina Panthers, Jan 10, 2015 67.7 at Green Bay Packers, Jan 12, 2020 66.7 at Dallas Cowboys, Jan 05, 2019 ...1 more at 66.7.	Rushing TDs	1 at Dallas Cowboys, Jan 05, 2019 1 vs. Green Bay Packers, Jan 18, 2015 1 at Atlanta Falcons, Jan 13, 2013

300-YARD PASSING GAMES (24): REGULAR SEASON

DATE	TEAM	NO.	YDS.	AVG.	LG	TD
09/08/13	at Panthers	25	320	12.8	43t	1
12/02/13	SAINTS	22	310	14.1	60	3
10/19/14	at Rams	23	313	13.6	49	2
12/21/14	at Cardinals	20	339	17.0	80t	2
11/29/15	STEELERS	21	345	16.4	80t	5
10/02/16	at Jets	23	309	13.4	42t	3
11/13/16	at Patriots	25	348	13.9	39	3
12/24/16	CARDINALS	29	350	12.1	42t	4
09/24/17	at Titans	29	373	12.9	46t	4
10/22/17	at Giants	27	334	12.4	38t	3
10/29/17	TEXANS	26	452	17.4	66	4
11/25/18	at Panthers	22	339	15.4	54	2
09/15/19	at Steelers	29	300	10.3	30	3
09/22/19	SAINTS	32	406	12.7	54	2
11/03/19	BUGCANEEERS	29	378	13.0	53t	5
09/13/20	at Falcons	31	322	10.4	38t	4
09/27/20	COWBOYS	27	315	11.7	62	5
10/04/20	at Dolphins	24	360	15.0	57	2
10/25/20	at Cardinals	33	388	11.8	47t	3
11/08/20	at Bills	28	390	13.9	55t	2
09/19/21	TITANS	22	343	15.6	68t	2
09/12/22	at Seahawks	29	340	11.7	67t	1
09/17/23	COMMANDERS	18	308	17.1	60t	3
09/24/23	at Dolphins	23	306	13.3	46	1

300-YARD PASSING GAMES (3): POSTSEASON

DATE	TEAM	NO.	YDS.	AVG.	LG	TD
01/13/13	at Falcons	24	385	16.0	34	2
01/17/16	at Panthers	31	366	11.8	33t	3
01/05/20	at Eagles	18	325	18.1	53t	1

GAME WINNING DRIVES (4TH QUARTER/OVERTIME) - 42

DATE	OPPONENT	DOWN/TIED WON	GAME-WINNING PLAY	TIME LEFT	DRIVE	T.O.P.	WILSON DRIVE STATS (C-A-YDS)
09/24/2012	vs. Green Bay	7-12	14-12	24-yd TD pass to Tate	0:00	6-46	0-46
10/14/2012	vs. New England	17-23	24-17	46-yd TD pass to Rice	1:27	4-57	1-20
12/02/2012	at Chicago	17-17	23-17	13-yd TD pass to Rice	-	12-80	7-27
12/30/2012	vs. St. Louis	13-13	20-13	1-yd TD run by Wilson	1:45	10-90	3-32
01/06/2013	at Washington	13-14	24-14	27-yd TD run by Lynch	7:20	8-79	3-45
09/08/2013	at Carolina	6-7	12-7	43-yd TD pass to Kearse	10:21	6-74	2-45
09/29/2013	at Houston	20-20	23-20	Hauschka 45-yd FG	-	8-42	3-27
10/13/2013	vs. Tennessee	10-10	20-13	Hauschka 29-yd FG	11:26	7-69	3-37
11/03/2013	vs. Tampa Bay	24-24	27-24	Hauschka 27-yd FG	-	9-51	4-53
01/19/2014	vs. San Francisco	13-17	23-27	35-yd TD pass to Kearse	13:52	8-62	4-03

09/21/2014	vs. Denver	20-20	26-20	6-yd TD run by Lynch	-	13-80	5:46	4-6-35
10/26/2014	at Carolina	6-9	13-9	23-yd TD pass to L. Wilson	0:53	9-80	3:50	4-4-53
11/09/2014	vs. N.Y. Giants	17-17	38-17	3-yd TD run by Lynch	12:51	7-58	2:52	1-2-11
12/28/2014	vs. St. Louis	6-6	20-6	9-yd TD run by Lynch	12:12	6-54	2:44	2-3-38
01/18/2015	vs. Green Bay	22-22	28-22	35-yd TD pass to Kearsae	-	6-87	3:19	3-3-80
11/01/2015	at Dallas	10-12	13-12	Hauschka 24-yd FG	1:10	17-79	5:35	5-7-53
11/29/2015	vs. Pittsburgh	26-27	39-30	30-yd TD pass to Baldwin	8:20	6-73	3:28	3-3-59
01/10/2016	at Minnesota	7-9	10-9	Hauschka 46-yd FG	8:09	7-12	2:33	1-4-8
09/11/2016	vs. Miami	6-10	12-10	2-yd TD pass to Baldwin	0:35	14-75	3:37	6-9-55
10/16/2016	vs. Atlanta	17-24	26-24	Hauschka 44-yd FG	2:02	7-24	1:51	2-4-17
11/13/2016	at New England	22-24	31-24	Hauschka 23-yd FG	8:59	8-58	4:04	3-4-58
09/17/2017	vs. San Francisco	6-9	12-9	9-yd TD pass to Richardson	7:13	10-82	4:30	3-5-23
10/29/2017	vs. Houston	34-38	41-38	18-yd TD pass to Graham	0:26	3-80	1:18	3-3-85
09/30/2018	at Arizona	17-17	20-17	Janikowski 52-yd FG	0:04	7-31	1:50	2-3-15
11/15/2018	vs. Green Bay	20-24	27-24	15-yd TD pass to Dickerson	5:11	7-75	3:15	4-5-73
11/25/2018	at Carolina	20-27	30-27	Janikowski 31-yd FG	0:04	7-45	1:40	2-4-48
09/08/2019	vs. Cincinnati	14-17	21-20	44-yd TD pass to Lockett	15:00	4-64	2:08	2-2-69
10/03/2019	vs. L.A. Rams	24-29	30-29	5-yd TD pass to Carson	2:34	12-75	6:51	2-4-17
10/13/2019	at Cleveland	25-28	32-28	1-yd TD run by Carson	3:33	9-79	5:32	3-5-31
11/03/2019	vs. Tampa Bay	34-34	40-34	10-yd TD pass to Hollister	-	10-75	3:38	5-9-70
11/11/2019	at San Francisco	24-24	27-24	Myers 42-yd FG	0:00	7-40	1:25	3-3-15
09/27/2020	vs. Dallas	30-31	38-31	29-yd TD pass to Metcalf	1:55	8-75	2:12	4-6-66
10/11/2020	vs. Minnesota	21-26	27-26	6-yd TD pass to Metcalf	0:20	13-94	1:42	4-12-77
01/03/2021	at San Francisco	19-23	26-23	4-yd TD pass to Lockett	2:26	14-85	5:26	3-6-25
01/09/2022	at Arizona	24-24	38-30	4-yd TD run by R. Wilson	13:22	3-10	1:45	0-0-0
09/18/2022	vs. Houston	6-9	16-9	22-yd TD pass to Saubert	12:42	6-62	3:56	3-3-62
09/25/2022	vs. San Francisco	5-10	11-10	1-yd TD run by Gordon	4:13	12-80	6:04	5-7-58
10/30/2022	at Jacksonville	14-17	21-17	2-yd TD run by Murray	1:47	7-80	2:11	1-2-47
10/01/2023	at Chicago	28-28	31-28	Lutz 51-yd FG	1:46	5-48	1:06	1-2-48
10/22/2023	vs. Green Bay	16-17	19-17	Lutz 52-yd FG	3:50	9-41	4:41	3-4-28
11/13/2023	at Buffalo	21-22	24-22	Lutz 36-yd FG	0:00	10-57	1:55	3-4-22
11/19/2023	vs. Minnesota	15-20	21-20	15-yd TD pass to Sutton	1:03	10-75	2:14	6-8-68

- final play of overtime

2023 GAME-BY-GAME REGULAR-SEASON STATISTICS (BRONCOS)

DATE	OPPONENT	P/S	PASSING											RUSHING				W/L	SCORE
			ATT	CMP	YDS	PCT	Y/A	Y/C	TD	INT	LG	SK/YD	RATE	ATT	YDS	LG	TD		
09/10	Raiders	S	34	27	177	79.4	5.2	6.6	2	0	21	2/11	108.0	1	1	1	0	L	16-17
09/17	Commanders	S	32	18	308	56.3	9.6	17.1	3	1	60T	7/31	107.3	6	56	15	0	L	33-35
09/24	at Dolphins	S	38	23	306	60.5	8.1	13.3	1	1	46	1/12	83.9	0	0	0	0	L	20-70
10/01	at Bears	S	28	21	223	75.0	8.0	10.6	3	0	48	1/9	133.5	4	13	10	0	W	31-28
10/08	Jets	S	31	20	196	64.5	6.3	9.8	2	0	29	4/27	103.7	7	49	21	0	L	21-31
10/12	at Chiefs	S	22	13	95	59.1	4.3	7.3	1	2	21	4/13	46.6	4	31	12	0	L	8-19
10/22	Packers	S	29	20	194	68.9	6.7	9.7	1	0	33	1/0	98.9	1	21	21	0	W	19-17
10/29	Chiefs	S	19	12	114	63.2	6.0	9.5	3	0	39	6/27	119.3	8	30	8	0	W	24-9
11/13	at Bills	S	29	24	193	82.8	6.7	8.0	2	0	30	4/15	117.4	9	30	10	0	W	24-22
11/19	Vikings	S	35	27	259	77.1	7.4	9.6	1	0	33	2/10	106.7	2	1	2	0	W	21-20
11/26	Browns	S	22	13	134	59.1	6.1	10.3	1	0	31	1/9	91.9	11	34	19	1	W	29-12
12/03	at Texans	S	26	15	186	57.7	7.2	12.4	1	3	45T	3/22	53.2	10	44	11	1	L	17-22
12/10	at Chargers	S	33	21	224	63.6	6.8	10.7	2	1	46T	2/8	110.0	6	5	7	0	W	24-7
12/16	at Lions	S	32	18	223	56.3	7.0	12.4	1	0	40	2/19	88.4	7	6	2	1	L	17-42
12/24	Patriots	S	37	25	238	67.6	6.4	9.5	2	0	47	5/45	103.2	4	20	14	0	L	23-26
12/31	Chargers																	W	16-9
01/07	at Raiders																	L	14-27
2023 TOTALS		15-15	447	297	3,070	66.4	6.9	10.3	26	8	60T	45/258	98.0	80	341	21	3	8-9	

2022 GAME-BY-GAME REGULAR-SEASON STATISTICS (BRONCOS)

DATE	OPPONENT	P/S	PASSING											RUSHING				W/L	SCORE
			ATT	CMP	YDS	PCT	Y/A	Y/C	TD	INT	LG	SK/YD	RATE	ATT	YDS	LG	TD		
09/12	at Seahawks	S	42	29	340	69.0	8.1	11.7	1	0	67T	2/10	101.3	1	2	2	0	L	16-17
09/18	Texans	S	31	14	219	45.2	7.1	15.6	1	1	35	3/18	66.5	2	3	4	0	W	16-9
09/25	49ers	S	33	20	184	60.6	5.6	9.2	0	0	34	4/24	75.8	6	17	12	0	W	11-10
10/02	at Raiders	S	25	17	237	68.0	9.5	13.9	2	0	55	3/23	124.9	4	29	13	1	L	23-32
10/06	Colts	S	39	21	274	53.8	7.0	13.0	0	2	51	4/24	54.9	4	22	18	0	L	9-12+
10/17	at Chargers	S	28	15	188	53.6	6.7	12.5	1	0	47	4/28	86.6	4	23	10	0	L	16-19+
10/23	Jets																	L	9-16
10/30	at Jaguars	S	30	18	252	60.0	8.4	14.0	1	1	47	3/22	84.3	4	17	10	0	W	21-17
11/13	at Titans	S	42	21	286	50.0	6.8	13.6	1	1	66T	6/38	70.1	7	8	9	0	L	10-17
11/20	Raiders	S	31	24	247	77.4	8.0	10.3	0	0	32	3/21	99.8	1	8	8	0	L	16-22+
11/27	at Panthers	S	35	19	142	54.3	4.1	7.5	1	0	22	3/17	73.7	2	8	6	0	L	10-23
12/04	at Ravens	S	22	17	189	77.3	8.6	11.1	0	0	40	2/5	102.3	2	21	17	0	L	9-10
12/11	Chiefs	S	36	23	247	63.9	6.9	10.7	3	1	66T	6/49	100.1	4	57	19	0	L	28-34
12/18	Cardinals																	W	24-15
12/25	at Rams	S	27	15	214	55.6	7.9	14.3	1	3	36	6/40	54.2	2	17	15	0	L	14-51
01/01	at Chiefs	S	38	26	222	68.4	5.8	8.5	1	1	27	4/32	81.2	4	27	16T	2	L	24-27
01/08	Chargers	S	24	13	283	54.2	11.8	21.8	3	1	57	2/17	118.6	8	18	6	0	W	31-28
2022 TOTALS		15-15	483	292	3,524	60.5	7.3	12.1	16	11	67T	55/368	84.4	55	277	19	3	5-12	

+ Overtime

2021 GAME-BY-GAME REGULAR-SEASON STATISTICS (SEAHAWKS)

DATE	OPPONENT	P/S	PASSING											RUSHING				W/L	SCORE
			ATT	CMP	YDS	PCT	Y/A	Y/C	TD	INT	LG	SK/YD	RATE	ATT	YDS	LG	TD		
09/12	at Colts	S	23	18	254	78.3	11.0	14.1	4	0	69T	3/13	152.3	5	9	11	0	W	28-16
09/19	Titans	S	31	22	343	71.0	11.1	15.6	2	0	68T	3/23	128.8	3	16	12	0	L	30-33+
09/26	at Vikings	S	32	23	298	71.9	9.3	13.0	1	0	39	2/15	111.2	3	7	4	0	L	17-30
10/03	at 49ers	S	23	16	149	69.6	6.5	9.3	2	0	28	3/20	116.0	4	26	16t	1	W	28-21
10/07	Rams	S	16	11	152	68.8	9.5	13.8	1	1	29	2/21	93.8	2	10	7	0	L	17-26
10/17	at Steelers																		20-23+
10/25	Saints																		L
10/31	Jaguars																		L
11/14	at Packers	S	40	20	161	50.0	4.0	8.1	0	2	28	3/28	39.7	5	32	12	0	L	0-17
11/21	Cardinals	S	26	14	207	53.8	8.0	14.8	0	0	48	4/27	80.1	2	2	2	0	L	13-23
11/29	at Football Team	S	31	20	247	64.5	8.0	12.4	2	0	55	2/14	110.6	2	16	12	0	L	15-17
12/05	49ers	S	37	30	231	81.1	6.2	7.7	2	1	33	4/50	99.4	3	15	12	0	W	30-23
12/12	at Texans	S	28	17	260	60.7	9.3	15.3	2	0	55T	0/0	115.2	2	8	8	0	W	33-13
12/21	at Rams	S	31	17	156	54.8	5.0	9.2	0	1	34	3/22	55.3	0	0	0	0	L	10-20
12/26	Bears	S	27	16	181	59.3	6.7	11.3	2	0	41T	2/20	104.1	2	13	10	0	L	24-25
01/02	Lions	S	29	20	236	69.0	8.1	11.8	4	0	58	1/4	133.0	6	24	17	0	W	51-29
01/09	at Cardinals	S	26	15	238	57.7	9.2	15.9	3	1	43T	1/9	110.7	4	5	4t	1	W	38-30
2021 TOTALS		14-14	400	259	3,113	64.8	7.8	12.0	25	6	69T	33/266	103.1	43	183	17	2	7-10	

+- Overtime

2020 GAME-BY-GAME REGULAR-SEASON STATISTICS (SEAHAWKS)

DATE	OPPONENT	P/S	PASSING											RUSHING				W/L	SCORE
			ATT	CMP	YDS	PCT	Y/A	Y/C	TD	INT	LG	SK/YD	RATE	ATT	YDS	LG	TD		
09/13	at Falcons	S	35	31	322	88.6	9.2	10.4	4	0	38T	3/23	143.1	3	29	28	0	W	38-25
09/20	Patriots	S	28	21	288	75.0	10.3	13.7	5	0	54T	2/13	132.1	5	39	21	0	W	35-30
09/27	Cowboys	S	40	27	315	67.5	7.9	11.7	5	0	62	4/20	130.7	6	22	13	0	W	38-31
10/04	at Dolphins	S	34	24	360	70.6	10.6	15.0	2	1	57	2/17	112.4	4	5	8	0	W	31-23
10/11	Vikings	S	32	20	217	62.5	6.8	10.9	3	1	39	4/27	100.7	5	58	19	0	W	27-26
10/25	at Cardinals	S	50	33	388	66.0	7.8	11.8	3	4	47T	2/16	84.4	6	84	34	0	L	34-37+
11/01	49ers	S	37	27	261	73.0	7.1	9.7	4	0	46T	1/22	128.3	6	23	21	0	W	37-27
11/08	at Bills	S	41	28	390	68.3	9.5	13.9	2	2	55T	5/28	94.6	2	5	4	1	L	34-44
11/15	at Rams	S	37	22	248	59.5	6.7	11.3	0	2	39	6/28	57.0	8	60	15	0	L	16-23
11/19	Cardinals	S	28	23	197	82.1	7.0	8.6	2	0	25T	3/15	119.8	10	42	10	0	W	28-21
11/30	at Eagles	S	31	22	230	71.0	7.4	10.5	1	0	52	2/5	102.9	6	12	10	0	W	23-17
12/06	Giants	S	43	27	263	62.8	6.1	9.7	1	1	28T	5/47	78.0	7	45	19	0	L	12-17
12/13	Jets	S	27	21	206	77.8	7.6	9.8	4	1	20	0/0	122.6	1	-1	-1	0	W	40-3
12/20	at Football Team	S	27	18	121	66.7	4.5	6.7	1	1	15	0/0	73.2	6	52	38	0	W	20-15
12/27	Rams	S	32	20	225	62.5	7.0	11.3	1	0	45	5/28	93.9	3	9	6	1	W	20-9
01/03	at 49ers	S	36	20	181	55.6	5.0	9.1	2	0	29	2/22	87.8	5	29	16	0	W	26-23
2020 TOTALS		16-16	558	384	4,212	68.8	7.5	11.0	40	13	62	47/301	105.1	83	513	38	2	12-4	

+- Overtime

2019 GAME-BY-GAME REGULAR-SEASON STATISTICS (SEAHAWKS)

DATE	OPPONENT	P/S	PASSING											RUSHING				W/L	SCORE
			ATT	CMP	YDS	PCT	Y/A	Y/C	TD	INT	LG	SK/YD	RATE	ATT	YDS	LG	TD		
09/08	Bengals	S	20	14	195	70.0	9.8	13.9	2	0	44T	4/35	134.4	4	8	5	0	W	21-20
09/15	at Steelers	S	35	29	300	82.9	8.6	10.3	3	0	30	4/26	131.0	6	22	15	0	W	28-26
09/22	Saints	S	50	32	406	64.0	8.1	12.7	2	0	54	0/0	102.6	7	51	18	2	L	27-33
09/29	at Cardinals	S	28	22	240	78.6	8.6	10.9	1	0	32	4/15	114.3	2	7	5	0	W	27-10
10/03	Rams	S	23	17	268	73.9	11.7	15.8	4	0	40T	1/6	151.8	8	32	12	0	W	30-29
10/13	at Browns	S	33	23	295	69.7	8.9	12.8	2	0	30	3/11	117.6	9	31	16t	1	W	32-28
10/20	Ravens	S	41	20	241	48.8	5.9	12.1	1	1	48	1/0	65.2	3	27	11	0	L	16-30
10/27	at Falcons	S	20	14	182	70.0	9.1	13.0	2	0	23	2/11	131.7	4	4	5	0	W	27-20
11/03	Buccaneers	S	43	29	378	67.4	8.8	13.0	5	0	53T	3/31	133.7	1	21	21	0	W	40-34+
11/11	at 49ers	S	34	24	232	70.6	6.8	9.7	1	1	28	5/43	86.9	6	53	18	0	W	27-24+
11/24	at Eagles	S	25	13	200	52.0	8.0	15.4	1	1	38	5/26	75.4	3	15	16	0	W	17-9
12/02	Vikings	S	31	21	240	67.7	7.7	11.4	2	1	60T	2/14	98.9	4	13	7	0	W	37-30
12/08	at Rams	S	36	22	245	61.1	6.8	11.1	0	1	35	5/43	69.8	5	28	17	0	L	12-28
12/15	at Panthers	S	26	20	286	76.9	11.0	14.3	2	0	58	2/12	137.7	3	-1	-1	0	W	30-24
12/22	Cardinals	S	31	16	169	51.6	5.5	10.6	1	0	23	5/36	78.6	2	2	6	0	L	13-27
12/29	49ers	S	40	25	233	62.5	5.8	9.3	2	0	24	1/10	95.1	8	29	5	0	L	21-26
2019 TOTALS		16-16	516	341	4,110	66.1	8.0	12.1	31	5	60T	48/319	106.3	75	342	21	3	11-5	

+- Overtime

2018 GAME-BY-GAME REGULAR-SEASON STATISTICS (SEAHAWKS)

DATE	OPPONENT	P/S	PASSING													RUSHING					W/L	SCORE
			ATT	CMP	YDS	PCT	Y/A	Y/C	TD	INT	LG	SK/YD	RATE	ATT	YDS	LG	TD					
09/09	at Broncos	S	33	19	298	57.6	9.0	15.7	3	2	66	6/56	92.7	2	5	5	0	L	24-27			
09/17	at Bears	S	36	22	226	61.1	6.3	10.3	2	1	34	6/24	86.1	3	17	9	0	L	17-24			
09/23	Cowboys	S	26	16	192	61.5	7.4	12.0	2	0	52t	2/10	109.8	2	-1	0	0	W	24-13			
09/30	at Cardinals	S	26	19	172	73.1	6.6	9.1	0	0	30	2/12	90.5	4	21	10	0	W	20-17			
10/07	Rams	S	21	13	198	61.9	9.4	15.2	3	0	44	2/15	132.5	0	0	0	0	L	31-33			
10/14	at Raiders	S	23	17	222	73.9	9.7	13.1	3	1	42	1/8	125.4	6	20	9	0	W	27-3			
10/28	at Lions	S	17	14	248	82.4	14.6	17.7	3	0	45	2/11	158.3	2	15	11	0	W	28-14			
11/04	Chargers	S	39	26	235	66.7	6.0	9.0	2	1	42	4/33	89.2	5	41	16	0	L	17-25			
11/11	at Rams	S	26	17	176	65.4	6.8	10.4	3	0	29	4/35	123.2	9	92	21	0	L	31-36			
11/15	Packers	S	31	21	225	67.7	7.3	10.7	2	0	34	3/20	110.3	5	17	12	0	W	27-24			
11/25	at Panthers	S	31	22	339	71.0	10.9	15.4	2	0	54	2/17	128.3	3	4	7	0	W	30-27			
12/02	49ers	S	17	11	185	64.7	10.9	16.8	4	0	52t	3/22	140.9	4	14	7	0	W	43-16			
12/10	Vikings	S	20	10	72	50.0	3.6	7.2	0	1	14	2/12	37.9	7	61	40	0	W	21-7			
12/16	at 49ers	S	31	23	237	74.2	7.6	10.3	2	0	35t	3/20	117.3	5	15	5	0	L	23-26+			
12/23	Chiefs	S	29	18	271	62.1	9.3	15.1	3	0	45	3/17	127.2	8	57	26	0	W	38-31			
12/30	Cardinals	S	21	12	152	57.1	7.2	12.7	1	1	37	6/43	75.9	2	-2	1	0	W	27-24			
2018 TOTALS		16-16	427	280	3,448	65.6	8.1	12.3	35	7	66	51/355	110.9	67	376	40	0	10-6				

+ - Overtime

2017 GAME-BY-GAME REGULAR-SEASON STATISTICS (SEAHAWKS)

DATE	OPPONENT	P/S	PASSING													RUSHING					W/L	SCORE
			ATT	CMP	YDS	PCT	Y/A	Y/C	TD	INT	LG	SK/YD	RATE	ATT	YDS	LG	TD					
09/10	at Packers	S	27	14	158	51.9	5.9	11.3	0	0	34	3/23	69.7	2	40	29	0	L	9-17			
09/17	49ers	S	39	23	198	59.0	5.1	8.6	1	0	22	3/17	80.9	12	34	11	0	W	12-9			
09/24	at Titans	S	49	29	373	59.2	7.6	12.9	4	0	46	1/9	110.3	7	26	11	0	L	27-33			
10/01	Colts	S	26	21	295	80.8	11.3	14.0	2	2	41	3/12	107.5	4	38	23t	1	W	46-18			
10/08	at Rams	S	37	24	198	64.9	5.4	8.3	1	1	21	3/19	76.2	5	16	9	0	W	16-10			
10/22	at Giants	S	39	27	334	69.2	8.6	12.4	3	0	38t	1/13	121.1	2	10	7	0	W	24-7			
10/29	Texans	S	41	26	452	63.4	11.0	17.4	4	1	66	2/6	123.2	4	30	21	0	W	41-38			
11/05	Redskins	S	45	24	297	53.3	6.6	12.4	2	2	30t	2/8	70.3	10	77	13	0	L	14-17			
11/09	at Cardinals	S	32	22	238	68.8	7.4	10.8	2	0	54	5/26	111.2	5	19	10	0	W	22-16			
11/20	Falcons	S	42	26	258	61.9	6.1	9.9	2	1	29t	3/30	85.2	7	86	17	1	L	31-34			
11/26	at 49ers	S	34	20	228	58.8	6.7	11.4	2	1	26	0/0	86.4	7	25	11	1	W	24-13			
12/03	Eagles	S	31	20	227	64.5	7.3	11.4	3	0	47	2/18	118.6	6	31	10	0	W	24-10			
12/10	at Jaguars	S	31	17	271	54.8	8.7	15.9	3	3	74t	2/11	76.9	5	50	19	0	L	24-30			
12/17	Rams	S	30	14	142	46.7	4.7	10.1	1	0	26t	7/71	71.8	5	39	15	0	L	7-42			
12/24	at Cowboys	S	21	14	93	66.7	4.4	6.6	2	0	20	3/33	107.8	9	29	14	0	W	21-12			
12/31	Cardinals	S	29	18	221	62.1	7.6	12.3	2	0	29t	3/26	108.5	5	36	31	0	L	24-26			
2017 TOTALS		16-16	553	339	3,983	61.3	7.2	11.7	34	11	74T	43/322	95.4	95	586	31	3	9-7				

2016 GAME-BY-GAME REGULAR-SEASON STATISTICS (SEAHAWKS)

DATE	OPPONENT	P/S	PASSING													RUSHING					W/L/T	SCORE
			ATT	CMP	YDS	PCT	Y/A	Y/C	TD	INT	LG	SK/YD	RATE	ATT	YDS	LG	TD					
09/11	Dolphins	S	43	27	258	62.8	6.0	9.6	1	1	24	3/18	77.5	4	16	9	0	W	12-10			
09/18	at Rams	S	35	22	254	62.9	7.3	11.5	0	0	53	2/15	84.7	5	14	8	0	L	3-9			
09/25	49ers	S	23	15	243	65.2	10.6	16.2	1	0	59	2/17	114.9	1	3	3	0	W	37-18			
10/02	at Jets	S	32	23	309	71.9	9.7	13.4	3	0	42t	2/21	133.5	5	-5	2	0	W	27-17			
10/16	Falcons	S	37	25	270	67.6	7.3	10.8	0	0	25	1/9	88.8	6	7	6	0	W	26-24			
10/23	at Cardinals	S	37	24	225	64.9	6.1	9.4	0	0	31	1/20	81.5	1	-2	2	0	T	6-6+			
10/30	at Saints	S	34	22	253	64.7	7.4	11.5	0	1	27	1/11	74.8	3	11	5	0	L	20-25			
11/07	Bills	S	26	20	282	76.9	10.8	14.1	2	0	50	4/37	137.0	3	10	8	1	W	31-25			
11/13	at Patriots	S	37	25	348	67.6	9.4	13.9	3	0	39	3/24	124.6	3	6	6	0	W	31-24			
11/20	Eagles	S	31	18	272	58.1	8.8	15.1	1	0	44	1/0	97.8	8	19	7	0	W	26-15			
11/27	at Buccaneers	S	33	17	151	51.5	4.6	8.9	0	2	21	6/33	38.8	8	80	17	0	L	5-14			
12/04	Panthers	S	36	26	277	72.2	7.7	10.7	1	1	40	3/21	92.0	3	29	18	0	W	40-7			
12/11	at Packers	S	39	22	240	56.4	6.2	10.9	1	5	31	3/22	43.7	4	19	8	0	L	10-38			
12/15	Rams	S	26	19	229	73.1	8.8	12.1	3	1	57t	2/2	122.1	6	12	9	0	W	24-3			
12/24	Cardinals	S	45	29	350	64.4	7.8	12.1	4	0	42t	6/37	117.8	10	36	15	0	L	31-34			
01/01	at 49ers	S	32	19	258	59.4	8.1	13.6	1	0	42	1/6	95.6	2	4	4	0	W	25-23			
2016 TOTALS		16-16	546	353	4,219	64.7	7.7	12.0	21	11	59	41/293	92.6	72	259	18	1	10-5-1				

+ - Overtime

2015 GAME-BY-GAME REGULAR-SEASON STATISTICS (SEAHAWKS)

DATE	OPPONENT	P/S	PASSING													RUSHING					W/L	SCORE
			ATT	CMP	YDS	PCT	Y/A	Y/C	TD	INT	LG	SK/YD	RATE	ATT	YDS	LG	TD					
09/13	at Rams	S	41	32	251	78.0	6.1	7.8	1	1	23	6/32	90.1	8	31	10	0	L	31-34+			
09/20	at Packers	S	30	19	206	63.3	6.9	10.8	2	1	32	2/1	91.8	10	78	17	0	L	17-27			
09/27	Bears	S	30	20	235	66.7	7.8	11.8	1	0	30t	4/23	101.4	6	28	13	0	W	26-0			
10/05	Lions	S	26	20	287	76.9	11.0	14.4	1	0	50	6/52	125.0	10	40	15	0	W	13-10			
10/11	at Bengals	S	23	15	213	65.2	9.3	14.2	1	1	46	4/16	91.4	3	21	9	0	L	24-27+			
10/18	Panthers	S	30	18	241	60.0	8.0	13.4	1	0	45	4/22	96.7	8	53	24	0	L	23-27			
10/22	at 49ers	S	24	18	235	75.0	9.8	13.1	1	2	43t	5/23	84.5	7	20	9	0	W	20-3			
11/01	at Cowboys	S	30	19	210	63.3	7.0	11.1	1	1	22t	0/0	81.2	6	32	10	0	W	13-12			
11/15	Cardinals	S	32	14	240	43.8	7.5	17.1	1	1	40	2/12	67.2	6	52	20	0	L	32-39			
11/22	49ers	S	29	24	260	82.8	9.0	10.8	3	0	31t	2/7	138.5	9	30	8	0	W	29-13			
11/29	Steelers	S	30	21	345	70.0	11.5	16.4	5	0	80t	2/9	147.9	4	14	10	0	W	39-30			
12/06	at Vikings	S	27	21	274	77.8	10.1	13.0	3	0	53t	1/8	146.0	9	51	14	1	W	38-7			
12/13	at Ravens	S	32	23	292	71.9	9.1	12.7	5	0	49t	0/0	139.6	1	6	6	0	W	35-6			
12/20	Browns	S	30	21	249	70.0	8.3	11.9	3	0	39	2/8	128.3	5	46	16	0	W	30-13			
12/27	Rams	S	41	25	289	61.0	7.0	11.6	2	1	28	4/36	88.4	6	38	20	0	L	17-23			
01/03	at Cardinals	S	28	19	197	67.9	7.0	10.4	3	0	36	1/16	123.7	5	13	9	0	W	36-6			
2015 TOTALS		16-16	483	329	4,024	68.1	8.3	12.2	34	8	80T	45/265	110.1	103	553	24	1	10-6				

+ - Overtime

2014 GAME-BY-GAME REGULAR-SEASON STATISTICS (SEAHAWKS)

DATE	OPPONENT	P/S	PASSING													RUSHING					W/L	SCORE
			ATT	CMP	YDS	PCT	Y/A	Y/C	TD	INT	LG	SK/YD	RATE	ATT	YDS	LG	TD					
09/04	Packers	S	28	19	191	67.9	6.8	10.1	2	0	33t	1/0	110.9	7	29	13	0	W	36-16			
09/14	at Chargers	S	25	17	202	68.0	8.1	11.9	2	0	32	2/22	119.1	2	18	13	0	L	21-30			
09/21	Broncos	S	34	24	258	70.6	7.6	10.8	2	1	39t	3/20	99.9	9	40	9	0	W	26-20+			
10/06	at Redskins	S	24	18	201	75.0	8.4	11.2	2	0	39t	3/23	127.3	11	122	29	1	W	27-17			
10/12	Cowboys	S	28	14	126	50.0	4.5	9.0	0	1	53	2/0	47.6	2	12	9t	1	L	23-30			
10/19	at Rams	S	36	23	313	63.9	8.7	13.6	2	0	49	3/21	110.1	7	106	52	1	L	26-28			
10/26	at Panthers	S	32	20	199	62.5	6.2	10.0	1	1	23t	1/8	77.5	6	35	15	0	W	13-9			
11/02	Raiders	S	35	17	179	48.6	5.1	10.5	0	0	39	1/2	63.9	8	31	19	0	W	30-24			
11/09	Giants	S	17	10	172	58.8	10.1	17.2	0	2	60	2/12	53.7	14	107	26	1	W	38-17			
11/16	at Chiefs	S	32	20	178	62.5	5.6	8.9	2	0	27	2/10	98.2	8	71	14	0	L	20-24			
11/23	Cardinals	S	22	17	211	77.3	9.6	12.4	1	0	48	7/42	121.6	10	73	40	0	W	19-3			
11/27	at 49ers	S	22	15	236	68.2	10.7	15.7	1	0	63	4/14	118.8	7	35	12	0	W	19-3			
12/07	at Eagles	S	37	22	263	59.5	7.1	12.0	2	0	25	2/11	99.3	10	48	26t	1	W	24-14			
12/14	49ers	S	24	12	168	50.0	7.0	14.0	1	1	47	5/30	69.4	5	27	19	0	W	17-7			
12/21	at Cardinals	S	31	20	339	64.5	10.9	17.0	2	0	80t	1/10	122.9	6	88	55	1	W	35-6			
12/28	Rams	S	25	17	239	68.0	9.6	14.1	0	1	38	3/17	119.9	6	7	6	0	W	20-6			
2014 TOTALS	16-16		452	285	3,475	63.1	7.7	12.2	20	7	80T	42/242	95.0	118	849	55	6	12-4				

+ - Overtime

2013 GAME-BY-GAME REGULAR-SEASON STATISTICS (SEAHAWKS)

DATE	OPPONENT	P/S	PASSING													RUSHING					W/L	SCORE
			ATT	CMP	YDS	PCT	Y/A	Y/C	TD	INT	LG	SK/YD	RATE	ATT	YDS	LG	TD					
09/08	at Panthers	S	33	25	320	75.8	9.7	12.8	1	0	43t	2/20	115.7	5	7	7	0	W	12-7			
09/15	49ers	S	19	8	142	42.1	7.5	17.8	1	1	51	4/24	63.9	10	33	11	0	W	29-3			
09/22	Jaguars	S	21	14	202	66.7	9.6	14.4	4	1	30	2/8	117.5	2	14	10	0	W	45-17			
09/29	at Texans	S	23	12	123	52.2	5.3	10.3	0	1	24	5/32	49.7	10	77	25	0	W	23-20+			
10/06	at Colts	S	31	15	210	48.4	6.8	14.0	2	1	28t	2/5	78.7	13	102	22	0	L	28-34			
10/13	Titans	S	31	23	257	74.2	8.3	11.2	0	0	55	2/4	98.5	10	61	23	0	W	20-13			
10/17	at Cardinals	S	29	18	235	62.1	8.1	13.1	3	0	32	3/26	122.1	8	29	11	0	W	34-22			
10/28	at Rams	S	18	10	139	55.6	7.7	13.9	2	0	80t	7/48	117.6	3	16	17	0	W	14-9			
11/03	Buccaneers	S	26	19	217	73.1	8.3	11.4	2	2	28	0/0	91.3	6	36	16	1	W	27-24+			
11/10	at Falcons	S	26	19	287	73.1	11.0	15.1	2	0	46	1/8	134.6	3	20	10	0	W	33-10			
11/17	Vikings	S	18	13	230	72.2	12.8	17.7	2	0	44	1/6	151.4	2	14	12	0	W	41-20			
12/02	Saints	S	30	22	310	73.3	10.3	14.1	3	0	60	1/8	139.6	8	47	15	0	W	34-7			
12/08	at 49ers	S	25	15	199	60.0	8.0	13.3	1	1	39t	2/21	81.9	1	2	2	0	L	17-19			
12/15	at Giants	S	27	18	206	66.7	7.6	11.4	1	1	30	4/29	86.3	8	50	16	0	W	23-0			
12/22	Cardinals	S	27	11	108	40.7	4.0	9.8	1	1	28	4/19	49.6	2	32	27	0	L	10-17			
12/29	Rams	S	23	15	172	65.2	7.5	11.5	1	0	47t	4/14	102.1	5	-1	8	0	W	27-9			
2013 TOTALS	16-16		407	257	3,357	63.1	8.2	13.1	26	9	80T	44/272	101.2	96	539	27	1	13-3				

+ - Overtime

2012 GAME-BY-GAME REGULAR-SEASON STATISTICS (SEAHAWKS)

DATE	OPPONENT	P/S	PASSING													RUSHING					W/L	SCORE
			ATT	CMP	YDS	PCT	Y/A	Y/C	TD	INT	LG	SK/YD	RATE	ATT	YDS	LG	TD					
09/09	at Cardinals	S	34	18	153	52.9	4.5	8.5	1	1	27	3/14	62.5	8	20	5	0	L	16-20			
09/16	Cowboys	S	20	15	151	75.0	7.6	10.1	1	0	22t	2/18	112.7	4	28	14	0	W	27-7			
09/24	Packers	S	21	10	130	47.6	6.2	13.0	2	0	41t	1/19	93.3	3	18	12	0	W	14-12			
09/30	at Rams	S	25	17	160	68.0	6.4	9.4	0	3	17	2/20	45.8	7	14	8	0	L	13-19			
10/07	at Panthers	S	25	19	221	76.0	8.8	11.6	1	2	30	2/9	82.3	5	12	9	0	W	16-12			
10/14	Patriots	S	27	16	293	59.3	10.9	18.3	3	0	51	2/10	133.7	5	17	9	0	W	24-23			
10/18	at 49ers	S	23	9	122	39.1	5.3	13.6	0	1	36	2/7	38.7	3	10	9	0	L	6-13			
10/28	at Lions	S	35	25	236	71.4	6.7	9.4	2	1	19	0/0	96.8	1	9	9	0	L	24-28			
11/04	Vikings	S	24	16	173	66.7	7.2	10.8	3	0	23	1/8	127.3	9	27	13	0	W	30-20			
11/11	Jets	S	19	12	188	63.2	9.9	15.7	2	0	38t	4/22	131.0	7	34	18	0	W	28-7			
11/25	at Dolphins	S	27	21	224	77.8	8.3	10.7	2	0	32	2/8	125.9	5	38	20	0	L	21-24			
12/02	at Bears	S	37	23	293	62.2	7.9	12.7	2	0	49	2/10	104.9	9	71	13	0	W	23-17+			
12/09	Cardinals	S	13	7	148	53.8	11.4	21.1	1	1	67	1/7	88.0	3	12	6	0	W	58-0			
12/16	at Bills	S	23	14	205	60.9	8.9	14.6	1	0	44	2/9	104.4	9	92	25t	3	W	50-17			
12/23	49ers	S	21	15	171	71.4	8.1	11.4	4	1	43	1/1	115.3	6	29	9	0	W	42-13			
12/30	Rams	S	19	15	250	78.9	13.2	16.7	1	0	49	6/41	136.3	10	58	15	1	W	20-13			
2012 TOTALS	16-16		393	252	3,118	64.1	7.9	12.4	26	10	67	33/203	100.0	94	489	25T	4	11-5				

+ - Overtime

2020 GAME-BY-GAME POSTSEASON STATISTICS (SEAHAWKS)

DATE	OPPONENT	P/S	PASSING													RUSHING					W/L	SCORE
			ATT	CMP	YDS	PCT	Y/A	Y/C	TD	INT	LG	SK/YD	RATE	ATT	YDS	LG	TD					
01/09	Rams	S	27	11	174	40.7	6.4	15.8	2	1	51t	5/32	72.1	4	50	23	0	L	20-30			
2020 TOTALS	1-1		27	11	174	40.7	6.4	15.8	2	1	51T	5/32	72.1	4	50	23	0	0-1				

2019 GAME-BY-GAME POSTSEASON STATISTICS (SEAHAWKS)

DATE	OPPONENT	P/S	PASSING													RUSHING					W/L	SCORE
			ATT	CMP	YDS	PCT	Y/A	Y/C	TD	INT	LG	SK/YD	RATE	ATT	YDS	LG	TD					
01/05	at Eagles	S	30	18	325	60.0	10.8	18.1	1	0	53t	1/7	108.3	9	45	22	0	W	17-9			
01/12	at Packers	S	31	21	277	67.7	8.9	13.2	1	0	31	5/12	106.5	7	64	22	0	L	23-28			
2019 TOTALS	2-2		61	39	602	63.9	9.9	15.4	2	0	53T	6/19	107.4	16	109	22	0	1-1				

2018 GAME-BY-GAME POSTSEASON STATISTICS (SEAHAWKS)

DATE	OPPONENT	P/S	PASSING													RUSHING					W/L	SCORE
			ATT	CMP	YDS	PCT	Y/A	Y/C	TD	INT	LG	SK/YD	RATE	ATT	YDS	LG	TD					
01/05	at Cowboys	S	27	18	233	66.7	8.6	12.9	1	0	53	1/7	105.9	3	14	7	1	L	22-24			
2018 TOTALS	1-1		27	18	233	66.7	8.6	12.9	1	0	53	1/7	105.9	3	14	7	1	0-1				

2016 GAME-BY-GAME POSTSEASON STATISTICS (SEAHAWKS)

DATE	OPPONENT	P/S	PASSING											RUSHING				W/L	SCORE
			ATT	CMP	YDS	PCT	Y/A	Y/C	TD	INT	LG	SK/YD	RATE	ATT	YDS	LG	TD		
01/07	Lions	S	30	23	224	76.7	7.5	9.7	2	0	42	3/14	119.3	3	-3	-1	0	W	26-6
01/14	at Falcons	S	30	17	225	56.7	7.5	13.2	2	2	40	3/17	75.0	6	49	14	0	L	20-36
2016 TOTALS		2-2	60	40	449	66.7	7.5	11.2	4	2	42	6/31	97.2	9	46	14	0	1-1	

2015 GAME-BY-GAME POSTSEASON STATISTICS (SEAHAWKS)

DATE	OPPONENT	P/S	PASSING											RUSHING				W/L	SCORE
			ATT	CMP	YDS	PCT	Y/A	Y/C	TD	INT	LG	SK/YD	RATE	ATT	YDS	LG	TD		
01/10	at Vikings	S	26	13	142	50.0	5.5	10.9	1	1	35	2/13	63.3	5	21	11	0	W	10-9
01/17	at Panthers	S	48	31	366	64.6	7.6	11.8	3	2	33t	5/41	91.1	3	32	14	0	L	24-31
2015 TOTALS		2-2	74	44	508	59.5	6.9	11.5	4	3	35	7/54	81.4	8	53	14	0	1-1	

2014 GAME-BY-GAME POSTSEASON STATISTICS (SEAHAWKS)

DATE	OPPONENT	P/S	PASSING											RUSHING				W/L	SCORE
			ATT	CMP	YDS	PCT	Y/A	Y/C	TD	INT	LG	SK/YD	RATE	ATT	YDS	LG	TD		
01/10	Panthers	S	22	15	268	68.2	12.2	17.9	3	0	63t	2/20	149.2	7	22	14	0	W	31-17
01/18	Packers	S	29	14	209	48.3	7.2	14.9	1	4	35t	5/25	44.3	7	25	15	1	W	28-22+
02/01	Patriots	S	21	12	247	57.1	11.8	20.6	2	1	45	3/13	110.6	3	39	17	0	L	24-28
2014 TOTALS		3-3	72	41	724	56.9	10.1	17.7	6	5	63T	10/58	90.3	17	86	17	1	2-1	

+- Overtime

2013 GAME-BY-GAME POSTSEASON STATISTICS (SEAHAWKS)

DATE	OPPONENT	P/S	PASSING											RUSHING				W/L	SCORE
			ATT	CMP	YDS	PCT	Y/A	Y/C	TD	INT	LG	SK/YD	RATE	ATT	YDS	LG	TD		
01/11	Saints	S	18	9	103	50.0	5.7	11.4	0	0	25	3/0	67.6	3	16	8	0	W	23-15
01/19	49ers	S	25	16	215	64.0	8.6	13.4	1	0	51	4/22	104.6	5	0	3	0	W	23-17
02/02	at Broncos	S	25	18	206	72.0	8.2	11.4	2	0	37	0/0	123.1	3	26	16	0	W	43-8
2013 TOTALS		3-3	68	43	524	63.2	7.7	12.2	3	0	51	7/22	101.6	11	42	16	0	3-0	

2012 GAME-BY-GAME POSTSEASON STATISTICS (SEAHAWKS)

DATE	OPPONENT	P/S	PASSING											RUSHING				W/L	SCORE
			ATT	CMP	YDS	PCT	Y/A	Y/C	TD	INT	LG	SK/YD	RATE	ATT	YDS	LG	TD		
01/06	at Redskins	S	26	15	187	57.7	7.2	12.5	1	0	33	5/31	92.9	8	67	28	0	W	24-14
01/13	at Falcons	S	36	24	385	66.7	10.7	16.0	2	1	34	2/17	109.1	7	60	17	1	L	28-30
2012 TOTALS		2-2	62	39	572	62.9	9.2	14.7	3	1	34	7/48	102.4	15	127	28	1	1-1	



JACOBY^{LB} WINDMON

HEIGHT: 6-2
WEIGHT: 250
COLLEGE: Michigan State
BORN: August 20, 2001

HOW ACQUIRED: UDFA '24
NFL EXPERIENCE: R
BIRTHPLACE: New Orleans, LA

45



PRO CAREER

- ✦ Has yet to make NFL debut

TRANSACTIONS

- ✦ Signed with Pittsburgh as an undrafted rookie free agent on May 9, 2024

PERSONAL

- ✦ Was a December 2018 early graduate of John Ehret H.S. in New Orleans, where he was a two-year letterwinner for Coach Marcus Scott
- ✦ Played several positions for the Patriots, including quarterback, wide receiver, tight end, H-back and defensive line
- ✦ Played basketball as a freshman and sophomore
- ✦ Last name is pronounced "WIND-min"
- ✦ Goes by "Coby"
- ✦ Son of Iriemme Windmon and Terrance Dumas
- ✦ Has four older siblings
- ✦ Two-time UNLV Dean's Honor List selection, in fall 2020 and spring 2021, majoring in human services
- ✦ Graduated with a degree in human development and family studies

COLLEGE

- ✦ Transfer linebacker from UNLV lettered two seasons with Michigan State (2022-23)
- ✦ Joined the Spartans' program in January 2022
- ✦ Played in 41 collegiate games (30 with UNLV from 2019-21; 11 with MSU from 2022-23)
- ✦ Registered 233 career tackles with 27.0 TFLs (147 yards), 18.5 sacks (122 yards), six pass break-ups, nine forced fumbles, one interception and one fumble recovery in 41 career games (30 starts)
- ✦ Recorded 64 tackles, 12.5 TFLs, 6.5 sacks, six forced fumbles, two pass break-ups and one interception in 11 games at MSU, all starting assignments (six at defensive end; five at linebacker)
- ✦ Posted a total of 169 tackles in three seasons at UNLV (2019-21), adding 18.5 TFLs (100 yards), 12.0 sacks (85 yards), four pass break-ups and three forced fumbles in 30 games for the Rebels, making 19 career starts, including starting all six games of 2020 and all 12 of 2021
- ✦ Played a total of 1,327 defensive snaps at UNLV
- ✦ Earned All-Mountain West honors twice (second team in 2021; honorable mention in 2020)

JACOBY WINDMON'S COLLEGE DEFENSIVE STATISTICS

DATE	TEAM	GP	GS	TACKLES						INTERCEPTIONS					O. FUMB			ST			MISC						
				TK	S	A	TFL	YDS	SK	YDS	QBH	NO	YDS	LG	TD	PD	FF	FR	TD	YDS	TK	S	A	FF	FR	S	A
2019	UNLV	12	1	12	5	7	0.5	4.0	0.5	4.0	0	0	0	0	0	1	0	0	0	0	0	0	0	0	0	0	0
2020	UNLV	6	6	39	24	15	6.5	44.0	5.0	40.0	0	0	0	0	2	1	0	0	0	0	0	0	0	0	0	0	
2021	UNLV	12	12	118	71	47	7.5	45.0	6.5	41.0	0	0	0	0	1	2	0	0	0	0	0	0	0	0	0	0	
2022	Michigan St.	9	8	49	18	31	10.5	46.0	5.5	31.0	0	1	0	0	2	6	1	0	0	0	0	0	0	0	0	0	
2023	Michigan St.	12	3	15	5	10	2.0	8.0	1.0	6.0	0	0	0	0	0	0	0	0	0	0	0	0	0	0	0	0	
TOTALS		51	30	233	123	110	27.0	147.0	18.5	122.0	0	1	0	0	6	9	1	0	0	0	0	0	0	0	0	0	0



MATTHEW ^K WRIGHT

HEIGHT: 6-0
 WEIGHT: 179
 COLLEGE: UCF
 BORN: March 22, 1996

HOW ACQUIRED: FA '24
 NFL EXPERIENCE: 4th year
 BIRTHPLACE: Lancaster, PA



PRO CAREER

- ✦ Has played in 24 games over his four-year NFL career (2023 Carolina; 2022 Pittsburgh; 2022 Kansas City; 2021 Jacksonville; 2020 Pittsburgh)
- ✦ Totaled 155 career points on 40 field goals and 35 extra-points made
- ✦ Has made 40-of-47 field goal attempts (85.1%), including 11-of-14 (78.6%) on attempts of 40 yards or longer
- ✦ Made NFL debut for Pittsburgh in Week 13 of 2020 (vs. Washington)

2023 (PANTHERS)

- ✦ Played in one game (Week 18 vs. Tampa Bay)
- ✦ Missed his only field-goal attempt of the season – a 52-yard kick late in the third quarter

2022 (CHIEFS)

- ✦ Played in two games (Week 4 at Tampa Bay and Week 5 vs. Las Vegas)
- ✦ Converted three-of-four field goals and eight-of-eight extra points
- ✦ Recorded a career-long 59-yard field goal in Week 5 (vs. Las Vegas)

2021 (JAGUARS)

- ✦ Played in 14 games (served as Jacksonville's starting kicker for the final 14 weeks of the season)
- ✦ Made 21-of-24 (87.5%) field goal attempts and four from longer than 50 yards, including a season-long 56-yard field goal at Indianapolis in Week 10
- ✦ Made 13-of-15 (86.7%) extra-point attempts and registered 76 points
- ✦ connected on a pair of 50+ yard field goals vs. Miami in Week 6, including a 53-yard game winner that gave Jacksonville a 23-20 victory

2020 (STEELERS)

- ✦ Saw action in three games (Week 13 vs. Washington, Week 16 vs. Indianapolis and Week 17 at Cleveland)
- ✦ Made four-of-four (100.0%) field goal attempts, including a season-long 46-yard field goal at Cleveland in Week 17

2019 (STEELERS)

- ✦ Participated in training camp for Pittsburgh

TRANSACTIONS

- ✦ Signed a one-year contract with Pittsburgh on Apr. 10, 2024
- ✦ Signed to the Carolina practice squad on Jan. 3, 2024
- ✦ Signed to the New England practice squad on Nov. 30, 2023
- ✦ Signed to the Atlanta practice squad on Nov. 23, 2023
- ✦ Signed to the San Francisco practice squad on Sept. 4, 2023
- ✦ Waived by the Panthers on Aug. 26, 2023
- ✦ Signed a one-year contract with Carolina on Aug. 8, 2023
- ✦ Signed to the Kansas City practice squad on Jan. 6, 2023
- ✦ Waived by the Steelers on Dec. 10, 2022
- ✦ Signed to Pittsburgh's 53-man roster from the Kansas City practice squad on November 9, 2022
- ✦ Signed to the Chiefs practice squad on Sept. 28, 2022
- ✦ Waived by Jacksonville on May 11, 2022
- ✦ Signed to the Jaguars practice squad on Sept. 27, 2021
- ✦ Waived by Detroit on Aug. 10, 2021
- ✦ Signed a reserve/future contract with Detroit on Jan. 22, 2021
- ✦ Signed to the Steelers active roster on Jan. 2, 2021
- ✦ Signed to the Pittsburgh practice squad on Jan. 2, 2021
- ✦ Signed to the Steelers active roster on Dec. 26, 2020
- ✦ Signed to the Pittsburgh practice squad on Dec. 26, 2020
- ✦ Signed to the Steelers active roster on Dec. 7, 2020
- ✦ Signed to the Pittsburgh practice squad on Dec. 7, 2020
- ✦ Signed to the Steelers practice squad on Nov. 30, 2020
- ✦ Waived by Pittsburgh on Aug. 31, 2019
- ✦ Signed as an undrafted rookie by the Steelers on Apr. 27, 2019

PERSONAL

- ✦ Attended Lampeter-Strasburgh High School (Lancaster, Pa.)
- ✦ Converted 9-of-11 field-goal attempts as a senior, with a long of 42
- ✦ Missed only four of 126 extra-point attempts in high school
- ✦ Lancaster Newspapers Fall All-Star in soccer
- ✦ Full name: Matthew Wright

COLLEGE

- ✦ Played at UCF (2014-18)
- ✦ Finished his career with the Knights as the school-record holder for career points (375)
- ✦ Set school records for extra-point attempts made (212)
- ✦ Made 55-of-71 (77.5%) field goal attempts in his career, which remains tied for the school record for career field goal percentage
- ✦ Made 210-of-213 (98.5%) extra-point attempts
- ✦ Played and started all 13 games as the placekicker and the kickoff specialist his redshirt senior year
- ✦ Named to American Athletic Conference second team
- ✦ Set program record with 119 points (13 field goals and 80 extra points) as a redshirt junior
- ✦ The 119 points are the second-most points scored in a season, trailing only RB Kevin Smith's 180 in 2007
- ✦ Played in all 13 games as a placekicker his redshirt sophomore year
- ✦ Completed his redshirt freshman campaign by going 13-for-17 with a 76.5 percentage
- ✦ Redshirted his freshman year

MATTHEW WRIGHT'S NFL REGULAR SEASON KICKING STATISTICS

DATE	TEAM	GP	FGM	FGA	PCT.	LG	XP	XPA	PCT.	BLK	PTS
2020	Steelers	3	4	4	100.0	46	7	7	100.0	0	19
2021	Jaguars	14	21	24	87.5	56	13	15	86.7	0	76
2022	Chiefs	2	3	4	75.0	59	8	8	100.0	0	17
Went from Kansas City to Pittsburgh.											
2022	Steelers	4	12	14	85.7	52	7	7	100.0	0	43
2022	TOTAL	6	15	18	83.3	59	15	15	100.0	0	60
2023	Panthers	1	0	1	0.0	0	0	0	0.0	0	0
Went from Carolina to San Francisco.											
2023	49ers	0	0	0	0.0	0	0	0	0.0	0	0
2023	TOTAL	1	0	1	0.0	0	0	0	0.0	0	0
NFL TOTALS		24	40	47	85.1	59	35	37	94.6	0	155

MATTHEW WRIGHT'S NFL REGULAR SEASON FIELD-GOAL ACCURACY STATISTICS

DATE	TEAM	1-19	PCT.	20-29	PCT.	30-39	PCT.	40-49	PCT.	50+	PCT.
2020	Steelers	0-0	0.0	1-1	100.0	1-1	100.0	2-2	100.0	0-0	0.0
2021	Jaguars	0-0	0.0	7-7	100.0	7-7	100.0	3-4	75.0	4-6	66.7
2022	Chiefs	0-0	0.0	0-0	0.0	1-1	100.0	1-2	50.0	1-1	100.0
Went from Kansas City to Pittsburgh.											
2022	Steelers	0-0	0.0	1-1	100.0	5-6	83.3	5-6	83.3	1-1	100.0
2022	TOTAL	0-0	0.0	1-1	100.0	6-7	85.7	6-8	75.0	2-2	100.0
2023	Panthers	0-0	0.0	0-0	0.0	0-0	0.0	0-0	0.0	0-1	0.0
Went from Carolina to San Francisco.											
2023	49ers	0-0	0.0	0-0	0.0	0-0	0.0	0-0	0.0	0-0	0.0
2023	TOTAL	0-0	0.0	0-0	0.0	0-0	0.0	0-0	0.0	0-1	0.0
NFL TOTALS		0-0	0.0	9-9	100.0	14-15	93.3	11-14	78.6	6-9	66.7

SINGLE-GAME HIGHS: KICKER

Field Goals Made	4 at Atlanta Falcons, Dec 04, 2022 4 vs. Indianapolis Colts, Jan 09, 2022	Points	14 vs. Indianapolis Colts, Jan 09, 2022 13 at Atlanta Falcons, Dec 04, 2022
Field Goal Attempts	4 at Atlanta Falcons, Dec 04, 2022 4 vs. New Orleans Saints, Nov 13, 2022 ...2 more at 4.	Special Teams Tackles	1 at Indianapolis Colts, Nov 28, 2022 1 vs. Cincinnati Bengals, Nov 20, 2022
Longest Field Goals Made	59 vs. Las Vegas Raiders, Oct 10, 2022 56 at Indianapolis Colts, Nov 14, 2021	Kickoff Average	67.3 at Indianapolis Colts, Nov 28, 2022 65.3 at Tampa Bay Buccaneers, Oct 02, 2022
Longest Field Goal Attempts	59 vs. Las Vegas Raiders, Oct 10, 2022 56 at Indianapolis Colts, Nov 14, 2021	Extra Point Attempt Percentage	100.0 at Tampa Bay Buccaneers, Oct 02, 2022
PATs Made	5 at Tampa Bay Buccaneers, Oct 02, 2022 4 vs. Indianapolis Colts, Dec 27, 2020	Field Goal Percentage	100.0 at Atlanta Falcons, Dec 04, 2022 100.0 vs. Indianapolis Colts, Jan 09, 2022
PAT Attempts	5 at Tampa Bay Buccaneers, Oct 02, 2022 4 vs. Indianapolis Colts, Dec 27, 2020	Touchbacks	6 at Tampa Bay Buccaneers, Oct 02, 2022 4 vs. Las Vegas Raiders, Oct 10, 2022

2023 GAME-BY-GAME REGULAR-SEASON STATISTICS (49ERS/PANTHERS)

DATE	OPPONENT	FIELD GOALS				EXTRA POINTS					W/L	SCORE	
		FGM	FGA	PCT	LG	XP	XPA	PCT	BLK	PTS			
10/23	at Vikings					PRACTICE SQUAD Went from 49ers to Panthers.					L	17-22	
12/17	Falcons					NOT ON ROSTER PRACTICE SQUAD					W	9-7	
01/07	Buccaneers					PRACTICE SQUAD					L	0-9	
2023 TOTALS		0	0	0	0.0	0	0	0	0.0	0	0	1-2	

2022 GAME-BY-GAME REGULAR-SEASON STATISTICS (CHIEFS/STEELERS)

DATE	OPPONENT	FIELD GOALS				EXTRA POINTS				PTS	W/L	SCORE	
		FGM	FGA	PCT	LG	XP	XPA	PCT	BLK				
09/11	at Cardinals					NOT ON ROSTER					W	44-21	
09/15	Chargers					NOT ON ROSTER					W	27-24	
09/25	at Colts					NOT ON ROSTER					L	17-20	
10/02	at Buccaneers	P	2	2	100.0	44	5	5	100.0	0	11	W	41-31
10/10	Raiders	P	1	2	50.0	59	3	3	100.0	0	6	W	30-29
10/16	Bills					PRACTICE SQUAD					L	20-24	
10/23	at 49ers					PRACTICE SQUAD					W	44-23	
11/06	Titans					PRACTICE SQUAD					W	20-17+	
11/13	Saints	P	2	4	50.0	33	2	2	100.0	0	8	W	20-10
11/20	Bengals	P	3	3	100.0	42	3	3	100.0	0	12	L	30-37
11/28	at Colts	P	3	3	100.0	52	1	1	100.0	0	10	W	24-17
12/04	at Falcons	P	4	4	100.0	48	1	1	100.0	0	13	W	19-16
12/11	Ravens					NOT ON ROSTER					L	14-16	
12/18	at Panthers					NOT ON ROSTER					L	24-16	
12/24	Raiders					NOT ON ROSTER					W	13-10	
01/01	at Ravens					NOT ON ROSTER					W	16-13	
01/07	at Raiders					Went from Chiefs to Steelers.							
						INACTIVE					W	31-13	
2022 TOTALS	6	15	18	83.3	59	15	15	100.0	0	60	13-4		

+ - Overtime

2021 GAME-BY-GAME REGULAR-SEASON STATISTICS (JAGUARS)

DATE	OPPONENT	FIELD GOALS				EXTRA POINTS				PTS	W/L	SCORE	
		FGM	FGA	PCT	LG	XP	XPA	PCT	BLK				
09/12	at Texans					NOT ON ROSTER					L	21-37	
09/19	Broncos					NOT ON ROSTER					L	13-23	
09/26	Cardinals					NOT ON ROSTER					L	19-31	
09/30	at Bengals	P	0	0	0.0	0	3	3	100.0	0	3	L	21-24
10/10	Titans	P	0	1	0.0	0	1	2	50.0	0	1	L	19-37
10/17	Dolphins	P	3	3	100.0	54	2	2	100.0	0	11	W	23-20
10/31	at Seahawks	P	0	0	0.0	0	1	1	100.0	0	1	L	7-31
11/07	Bills	P	3	4	75.0	55	0	0	0.0	0	9	W	9-6
11/14	at Colts	P	1	2	50.0	56	0	1	0.0	0	3	L	17-23
11/21	49ers	P	1	1	100.0	30	1	1	100.0	0	4	L	10-30
11/28	Falcons	P	2	2	100.0	34	0	0	0.0	0	6	L	14-21
12/05	at Rams	P	0	0	0.0	0	1	1	100.0	0	1	L	7-37
12/12	at Titans	P	0	0	0.0	0	0	0	0.0	0	0	L	0-20
12/19	Texans	P	3	3	100.0	38	1	1	100.0	0	10	L	16-30
12/26	at Jets	P	3	3	100.0	45	0	0	0.0	0	9	L	21-26
01/02	at Patriots	P	1	1	100.0	29	1	1	100.0	0	4	L	10-50
01/09	Colts	P	4	4	100.0	39	2	2	100.0	0	14	W	26-11
2021 TOTALS	14	21	24	87.5	56	13	15	86.7	0	76	3-14		

2020 GAME-BY-GAME REGULAR-SEASON STATISTICS (STEELERS)

DATE	OPPONENT	FIELD GOALS				EXTRA POINTS				PTS	W/L	SCORE	
		FGM	FGA	PCT	LG	XP	XPA	PCT	BLK				
09/14	at Giants					NOT ON ROSTER					W	26-16	
09/20	Broncos					NOT ON ROSTER					W	26-21	
09/27	Texans					NOT ON ROSTER					W	28-21	
10/11	Eagles					NOT ON ROSTER					W	38-29	
10/18	Browns					NOT ON ROSTER					W	38-7	
10/25	at Titans					NOT ON ROSTER					W	27-24	
11/01	at Ravens					NOT ON ROSTER					W	28-24	
11/08	at Cowboys					NOT ON ROSTER					W	24-19	
11/15	Bengals					NOT ON ROSTER					W	36-10	
11/22	at Jaguars					NOT ON ROSTER					W	27-3	
12/02	Ravens					PRACTICE SQUAD					W	19-14	
12/07	Football Team	P	1	1	100.0	37	2	2	100.0	0	5	L	17-23
12/13	at Bills					PRACTICE SQUAD					L	15-26	
12/21	at Bengals					PRACTICE SQUAD					L	17-27	
12/27	Colts	P	0	0	0.0	0	4	4	100.0	0	4	W	28-24
01/03	at Browns	P	3	3	100.0	46	1	1	100.0	0	10	L	22-24
2020 TOTALS	3	4	4	100.0	46	7	7	100.0	0	19	12-4		

2019 GAME-BY-GAME REGULAR-SEASON STATISTICS (STEELERS)

DATE	OPPONENT	FIELD GOALS				EXTRA POINTS				PTS	W/L	SCORE
		FGM	FGA	PCT	LG	XP	XPA	PCT	BLK			
09/08	at Patriots					NOT ON ROSTER					L	3-33
09/15	Seahawks					NOT ON ROSTER					L	26-28
09/22	at 49ers					NOT ON ROSTER					L	20-24
09/30	Bengals					NOT ON ROSTER					W	27-3
10/06	Ravens					NOT ON ROSTER					L	23-26+
10/13	at Chargers					NOT ON ROSTER					W	24-17
10/28	Dolphins					NOT ON ROSTER					W	27-14
11/03	Colts					NOT ON ROSTER					W	26-24
11/10	Rams					NOT ON ROSTER					W	17-12
11/14	at Browns					NOT ON ROSTER					L	7-21
11/24	at Bengals					NOT ON ROSTER					W	16-10
12/01	Browns					NOT ON ROSTER					W	20-13
12/08	at Cardinals					NOT ON ROSTER					W	23-17
12/15	Bills					NOT ON ROSTER					L	10-17
12/22	at Jets					NOT ON ROSTER					L	10-16
12/29	at Ravens					NOT ON ROSTER					L	10-28
2019 TOTALS		0	0	0.0	0	0	0	0.0	0	0	8-8	

+ - Overtime

2022 GAME-BY-GAME POSTSEASON STATISTICS (CHIEFS)

DATE	OPPONENT	FIELD GOALS				EXTRA POINTS				PTS	W/L	SCORE
		FGM	FGA	PCT	LG	XP	XPA	PCT	BLK			
01/21	Jaguars					PRACTICE SQUAD					W	27-20
01/29	Bengals					PRACTICE SQUAD					W	23-20
2022 TOTALS		0	0	0.0	0	0	0	0.0	0	0	2-0	

2020 GAME-BY-GAME POSTSEASON STATISTICS (STEELERS)

DATE	OPPONENT	FIELD GOALS				EXTRA POINTS				PTS	W/L	SCORE
		FGM	FGA	PCT	LG	XP	XPA	PCT	BLK			
01/10	Browns					PRACTICE SQUAD					L	37-48
2020 TOTALS		0	0	0.0	0	0	0	0.0	0	0	0-1	

NO.	NAME	POS	HT	WT	DOB	EXP	COLLEGE	HOMETOWN	HOW ACQ
57	Adams Sr., Montravius	DT	6-4	304	7/24/1995	8	Auburn	Vienna, GA	FA '21
4	Allen, Kyle	QB	6-3	210	3/9/1996	7	Houston	Scottsdale, AZ	FA '24
74	Anderson, Spencer	OL	6-5	305	6/7/2001	1	Maryland	Bowie, MD	D7b '23
35	Arnold, Grayland	DB	5-10	190	9/4/1997	5	Baylor	Beaumont, TX	FA '24
19	Austin III, Calvin	WR	5-9	162	3/24/1999	3	Memphis	Memphis, TN	D4 '22
18D	Averett, Anthony	CB	5-11	184	11/30/1994	5	Alabama	Woodbury, NJ	FA '24
31D	Barnes, Kalon	CB	6-0	186	12/16/1998	2	Baylor	Silsbee, TX	FA '23
69	Beach, Tyler	G/T	6-6	290	6/14/1999	1	Wisconsin	Grafton, WI	FA '24
55	Benton, Keanu	DT	6-4	309	7/17/2001	2	Wisconsin	Janesville, WI	D2b '23
30D	Bishop Jr., Beanie	CB	5-10	184	12/17/1999	9	West Virginia	Louisville, KY	UDFA '24
9	Boswell, Chris	K	6-2	185	3/16/1991	10	Rice	Fort Worth, TX	FA '15
17	Chawway, Marquez	WR	6-2	204	3/27/1998	5	Tennessee	Wamer Robins, GA	FA '24
45	Colletto, Jack	FB	6-3	237	11/19/1998	1	Oregon State	Camas, WA	FA '23
60	Cook, Dylan	OT	6-5	280	1/11/1998	2	Montana	Butte, MT	FA '23
89	Copeland, Jacob	WR	6-0	203	7/20/1999	1	Maryland	Jacksonville, FL	FA '24
78	Daniels, James	OL	6-4	327	9/13/1997	7	Iowa	Warren, OH	FA '22
31	Edwards, Dajun	RB	5-10	201	4/11/2001	R	Georgia	Norman Park, GA	UDFA '24
25	Elliott, DeShon	S	6-1	210	4/21/1997	6	Texas	Dallas, TX	FA '24
76	Fautanu, Troy	OT	6-4	317	10/11/2000	R	Washington	Henderson, NV	D1 '24
96	Fehoko, Breiden	DL	6-3	300	10/15/1996	4	LSU	Honolulu, HI	FA '23
2	Fields, Justin	QB	6-3	228	3/9/1999	4	Ohio State	Kennesaw, GA	TR '24 (CHI)
1	Fisher, Joey	LB	6-4	296	1/12/2001	2	Shepherd	Hagerstown, MD	FA '24
82	Fitzpatrick, Dez	WR	6-2	208	12/17/1997	3	Louisville	Farmington Hills, MI	FA '23
39	Fitzpatrick, Minkah	S	6-1	207	11/17/1996	7	Alabama	Old Bridge, NJ	TR '19 (MIA)
54	Frazier, Zach	C	6-3	310	8/29/2001	R	West Virginia	Fairmont, WV	D2 '24
88	Freiermuth, Pat	TE	6-5	258	10/25/1998	4	Penn State	Merrimac, MA	D2 '21
37	Graham Jr., Thomas	DB	5-11	197	6/26/1999	3	Oregon	Rancho Cucamonga, CA	FA '24
67	Hamilton, Devery	T	6-6	311	4/19/1998	2	Duke	Ellicott City, MD	FA '24
68	Hardy, Anderson	C	6-6	301	2/3/2000	1	Appalachian State	Raleigh, NC	FA '24
22	Harris, Najee	RB	6-1	242	3/9/1998	4	Alabama	Antioch, CA	D1 '21
71	Herbig, Nate	OL	6-4	334	7/10/1998	6	Stanford	Honolulu, HI	FA '23
51	Herbig, Nick	LB	6-2	240	11/21/2001	2	Wisconsin	Kaui, HI	D4 '23
97	Heyward, Cameron	DT	6-5	295	5/6/1998	14	Ohio State	Pittsburgh, PA	D1 '11
83	Heyward, Connor	TE/FB	6-0	230	1/22/1999	3	Michigan State	Duluth, GA	D6 '22
56	Highsmith, Alex	LB	6-4	242	8/7/1997	5	Charlotte	Wilmington, NC	D3 '20
55	Holcomb, Cole	LB	6-1	240	7/30/1996	6	North Carolina	New Smyrna Beach, FL	FA '23
26	Jackson, Dontae	CB	5-10	180	11/8/1995	7	LSU	Monteic, LA	TR '24 (CAR)
11	Jefferson, Van	WR	6-1	200	7/26/1996	5	Florida	Brentwood, TN	FA '24
21	Jenkins, Jera	WR	6-2	200	1/4/2000	1	LSU	Jana, LA	FA '24
53	Johnson, Kyron	LB	6-0	235	7/24/1998	3	Kansas	Arlington, TX	FA '24
5	Johnson, Cameron	P	5-11	194	2/24/1992	7	Ohio State	Geelong, Australia	FA '23
77	Jones, Broderick	OT	6-5	311	5/14/2001	2	Georgia	Lithonia, GA	D1 '23
23	Kazez, Damontae	S	5-11	174	6/5/1993	8	San Diego State	San Bernardino, CA	FA '22
28	Killebrew, Miles	S	6-2	222	5/10/1993	9	Southern Utah	Henderson, NV	FA '22
46	Kuntz, Christian	LS	6-1	228	4/13/1994	4	Duquesne	Pittsburgh, PA	FA '20
98	Leaf, DeMarvin	DE	6-4	290	7/1/2000	3	Texas A&M	San Antonio, TX	D3 '22
74D	Lee, Logan	DE	6-5	291	6/12/2000	R	Iowa	Orion, IL	D6a '24
92	Loudermilk, Isaiahh	DT	6-7	293	10/10/1997	4	Wisconsin	Howard, KS	D5 '21
94	Lowry, Dean	DL	6-6	296	6/9/1994	8	Northwestern	Rockford, IL	FA '24
91	Marshall, Jonathan	DL	6-3	310	9/16/1997	2	Arkansas	Shepherd, TX	W '22 (NYJ)
44	Matakevich, Tyler	LB	6-1	235	12/22/1992	9	Temple	Stratford, CT	FA '24
66	McCain, Ryan	C	6-5	300	3/4/1998	2	Texas A&M	Spring, TX	W '22 (DET)
64	McCormick, Mason	G	6-5	315	5/25/2000	R	South Dakota State	Sioux Falls, SD	FA '24
38D	Meadors, Nate	S	5-9	191	2/13/1997	2	UCLA	San Bernardino, CA	FA '24
13	Miller, Scotty	WR	5-9	174	7/31/1997	6	Bowling Green	Barrington, IL	FA '24
49	Moon, Jeremiah	OLB	6-5	245	8/18/1998	2	Florida	Hoover, AL	W '24 (BLT)
65	Moore Jr., Dan	OT	6-5	315	9/28/1998	4	Texas A&M	Beaumont, TX	D4a '21
40	Murray, Tyler	LB	6-1	226	2/15/1999	1	Memphis	Jacksonville, FL	FA '24
99	Ogunjobi, Larry	DT	6-3	305	6/3/1994	8	Charlotte	Greensboro, NC	FA '22
84	Patterson, Cordarrelle	RB/KR	6-2	232	3/17/1991	12	Tennessee	Rock Hill, SC	UDFA '24
33D	Perales, David	LB	6-3	255	4/9/1999	1	Fresno State	Mercer, CA	UDFA '23
38	Perine, LaMichael	RB	5-11	220	1/30/1998	4	Florida	Mobile, AL	FA '24
14	Pickens, George	WR	6-3	200	3/4/2001	3	Georgia	Hoover, AL	D2 '22
24	Porter Jr., Joey	CB	6-2	193	7/26/2000	2	Penn State	Bakersfield, CA	D2a '23
72	Previlon, Willington	DT	6-5	295	5/19/1997	R	Rutgers	Orange, NJ	W '24 (ATL)
81	Pruitt, MyCole	TE	6-2	258	3/24/1992	8	Southern Illinois	South Bend, IN	FA '24
6	Queen, Patrick	ILB	6-0	230	8/13/1999	5	LSU	Ventress, LA	FA '24
18	Rhys Plumlee, John	QB	6-0	200	1/2/2001	R	UCF	Hattiesburg, MS	UDFA '24
90	Roberts, Eldon	LB	6-1	238	4/22/1994	9	Houston	Port Arthur, TX	FA '23
53	Robinson, Mark	LB	5-11	235	8/14/1999	3	Mississippi	Leesburg, GA	D7a '22
21D	Rush, Darius	CB	6-2	198	2/22/2000	2	South Carolina	Kingstree, SC	FA '23
42	Scott, Josiah	CB	5-9	185	4/5/1999	4	Michigan State	Hamilton, OH	FA '24
73	Seumalo, Isaac	OL	6-4	303	10/29/1993	9	Oregon State	Corvallis, OR	FA '23
33	Shampkin, Aaron	WR	5-10	195	10/18/1999	1	Harvard	Long Beach, CA	FA '24
79D	Slade, Jacob	DL	6-3	293	2/23/2000	1	Michigan State	Lewis Center, OH	FA '24
20	Sutton, Cameron	DB	5-11	188	2/27/1995	6	Tennessee	Jonesboro, GA	FA '24
27	Trice Jr., Cory	CB	6-3	206	5/30/2000	1	Purdue	Hopkinsville, KY	D7a '23
35	Ward, Jonathan	RB	6-0	202	9/30/1997	5	Central Michigan	Kankakee, IL	FA '24
30	Warren, Jaylen	RB	5-8	215	11/1/1998	3	Oklahoma State	Cottonwoods Heights, UT	UDFA '22
80	Washington, Darnell	TE	6-7	264	8/17/2001	2	Georgia	Las Vegas, NV	D3 '23
16	Watkins, Quez	WR	6-0	193	6/9/1998	5	Southern Mississippi	Athens, AL	FA '24
90	Watt, T.J.	LB	6-4	252	10/11/1994	8	Wisconsin	Pewaukee, WI	D1 '17
85	Watts, Duce	WR	6-1	196	12/23/1999	1	Tulane	Petal, MS	FA '23
29	Watts, Ryan	DB	6-3	206	11/7/2001	R	Texas	Little Elm, TX	D6b '24
48	Welschof, Julius	OLB	6-6	265	3/12/1997	R	Charlotte	Miesbach, Bavaria, Germany	UDFA '24
87	Williams, Rodney	TE	6-4	235	4/10/2000	2	UT Martin	Memphis, TN	FA '22
41	Wilson, Payton	LB	6-4	242	4/21/2000	R	North Carolina State	Hillsborough, NC	D3b '24
10	Wilson, Roman	WR	6-0	192	6/19/2001	R	Michigan	Maui, HI	D3a '24
3	Wilson, Russell	QB	5-11	215	11/29/1988	13	Wisconsin	Richmond, VA	FA '24
45D	Windmon, Jacoby	LB	6-2	250	8/20/2001	R	Michigan State	New Orleans, LA	UDFA '24
8	Wright, Matthew	K	6-0	179	3/22/1996	4	UCF	Lancaster, PA	FA '24

NO.	NAME	POS	HT	WT	DOB	EXP	COLLEGE	HOMETOWN	HOW ACQ
2	Fields, Justin	QB	6-3	228	3/5/1999	4	Ohio State	Kennesaw, GA	TR '24 (CHI)
3	Wilson, Russell	QB	5-11	215	11/29/1988	13	Wisconsin	Richmond, VA	FA '24
4	Allan, Kyle	QB	6-3	210	3/6/1996	7	Houston	Scottsdale, AZ	FA '24
5	Johnston, Cameron	P	5-11	194	2/24/1992	7	Ohio State	Geelong, Australia	FA '24
6	Queen, Patrick	ILB	6-0	230	8/13/1999	5	LSU	Ventress, LA	FA '24
8	Wright, Matthew	K	6-0	179	3/22/1996	4	UCF	Lancaster, PA	FA '24
9	Boswell, Chris	K	6-2	185	3/16/1991	10	Rice	Fort Worth, TX	FA '15
10	Wilson, Rami	WR	6-0	192	6/19/2001	R	Michigan	Moui, HI	D3a '24
11	Jefferson, Van	WR	6-1	200	7/26/1996	5	Florida	Brentwood, TN	FA '24
13	Miller, Scotty	WR	5-9	174	7/31/1997	6	Bowling Green	Barrington, IL	FA '24
14	Pickens, George	WR	6-3	200	3/4/2001	3	Georgia	Hoover, AL	D2 '22
16	Watkins, Ducez	WR	6-0	193	4/9/1999	5	Southern Mississippi	Atiens, AL	FA '24
17	Callaway, Marquez	WR	6-2	204	3/27/1998	5	Tennessee	Walter Robins, GA	FA '24
18	Rhys Plumlee, John	QB	6-0	200	1/2/2001	R	UCF	Hattiesburg, MS	UDFA '24
18D	Averett, Anthony	CB	5-11	184	11/30/1994	5	Alabama	Woodbury, NJ	FA '24
19	Austin III, Calvin	WR	5-9	162	3/24/1999	3	Memphis	Memphis, TN	D4 '22
20	Sutton, Cameron	CB	5-11	188	2/27/1995	6	Tennessee	Jonesboro, GA	FA '24
21D	Rush, Darius	CB	6-2	198	2/22/2000	2	South Carolina	Kingstree, SC	FA '23
21	Jenkins, Jaray	WR	6-2	200	1/4/2000	1	LSU	Jena, LA	FA '24
22	Harris, Najee	RB	6-1	242	3/9/1998	4	Alabama	Antioch, CA	D1 '21
23	Kazez, Dامتontae	S	5-11	174	6/5/1993	8	San Diego State	San Bernardino, CA	FA '22
24	Porter Jr, Joey	CB	6-2	183	7/26/2000	2	Penn State	Bakersfield, CA	D2a '23
25	Elliott, Dashawn	S	6-1	210	4/27/1997	6	Texas	Dallas, TX	FA '24
26	Jackson, Donte	CB	5-10	180	11/8/1995	7	LSU	Melaine, LA	TR '24 (CAR)
27	Trice Jr., Cory	DB	6-3	206	5/30/2000	1	Purdue	Hopkinsville, KY	D7a '23
28	Killebrew, Miles	S	6-2	222	5/10/1993	9	Southern Utah	Henderson, NV	FA '22
29	Watts, Ryan	DB	6-3	206	11/7/2001	R	Texas	Little Elm, TX	D6b '24
30	Warren, Jaylen	RB	5-8	215	11/1/1998	3	Oklahoma State	Cottonwood Heights, UT	UDFA '22
31D	Bishop Jr., Beanie	CB	5-10	184	12/17/1999	R	West Virginia	Louisville, KY	UDFA '24
30D	Barnes, Kalon	CB	6-0	186	12/16/1998	2	Baylor	Silsbee, TX	FA '23
31	Edwards, Dajun	RB	5-10	201	4/17/2001	R	Georgia	Norman Park, GA	UDFA '24
33D	Perles, David	LB	6-3	255	4/9/1999	1	Fresno State	Merced, CA	UDFA '23
33	Shamkin, Aaston	RB	5-10	195	10/18/1999	1	Harvard	Long Beach, CA	FA '24
35	Ward, Jonathan	RB	6-0	202	9/30/1997	5	Central Michigan	Kankakee, IL	FA '24
35	Arnold, Grayland	DB	5-10	190	9/4/1997	5	Baylor	Beaumont, TX	FA '24
37	Graham Jr., Thomas	DB	5-11	197	6/26/1999	3	Oregon	Rancho Cucamonga, CA	FA '24
38D	Meadors, Nate	S	5-9	191	2/13/1997	2	UCLA	San Bernardino, CA	FA '24
38	Perine, LaMical	RB	5-11	220	1/30/1998	4	Florida	Mobile, AL	FA '24
39	Fitzpatrick, Minkah	S	6-1	207	11/17/1996	7	Alabama	Old Bridge, NJ	TR '19 (MIA)
40	Murray, Tyler	LB	6-1	226	2/15/1999	1	Memphis	Jacksonville, FL	FA '24
41	Wilson, Payton	LB	6-4	242	4/21/2000	R	North Carolina State	Hillsborough, NC	D3b '24
42	Scott, Josiah	CB	5-9	185	4/5/1999	4	Michigan State	Hamilton, OH	FA '24
44	Matakevich, Tyler	LB	6-1	235	12/22/1992	9	Temple	Stratford, CT	FA '24
45	Colletto, Jack	FB	6-3	237	11/19/1998	1	Oregon State	Camas, WA	FA '23
45D	Windmon, Jacoby	LB	6-2	250	8/20/2001	R	Michigan State	New Orleans, LA	UDFA '24
46	Kuntz, Christian	LS	6-1	228	4/13/1994	4	Duquesne	Pittsburgh, PA	FA '20
48	Welschof, Julius	OLB	6-6	265	3/12/1997	R	Charlotte	Miesbach, Bavaria, Germany	UDFA '24
49	Moon, Jeremiah	OLB	6-5	245	8/18/1998	2	Florida	Hoover, AL	W '24 (BLT)
50	Roberts, Elandon	LB	6-1	238	4/22/1994	9	Houston	Port Arthur, TX	FA '23
51	Herbig, Nick	LB	6-2	240	11/21/2001	2	Wisconsin	Kauai, HI	D4 '23
53	Johnson, Kyron	LB	6-0	235	7/24/1998	3	Kansas	Arlington, TX	FA '23
54	Frazier, Zach	C	6-3	310	2/23/2001	1	West Virginia	Fairmont, WV	D2 '24
55	Holcomb, Cole	LB	6-1	240	7/30/1996	6	North Carolina	New Smyrna Beach, FL	FA '23
56	Highsmith, Alex	LB	6-4	242	8/7/1997	5	Charlotte	Wilmington, NC	D3 '20
57	Adams Sr., Montravius	DT	6-4	304	7/24/1995	8	Auburn	Vienna, GA	FA '21
60	Cook, Dylan	OT	6-5	280	1/11/1998	2	Montana	Butte, MT	FA '23
62	McCullum, Ryan	C	6-5	300	3/4/1998	3	Texas A&M	Spring, TX	W '22 (DET)
65	Moore Jr., Dan	OT	6-5	315	9/28/1998	4	Texas A&M	Beaumont, TX	D4a '21
66	McCormick, Mason	G	6-5	315	5/25/2000	R	South Dakota State	Sioux Falls, SD	D4 '24
67	Hamilton, Devery	T	6-6	311	4/19/1998	2	Duke	Ellicott City, MD	FA '24
68	Hardy, Anderson	C	6-6	301	2/3/2000	1	Appalachian State	Raleigh, NC	FA '24
69	Beach, Tyler	G/T	6-5	290	6/14/1999	1	Wisconsin	Grafton, WI	FA '24
71	Herbig, Nate	OL	6-4	334	7/10/1998	6	Stanford	Honolulu, HI	FA '23
72	Previlon, Willington	DT	6-5	295	5/19/1997	R	Rutgers	Orange, NJ	W '24 (ATL)
73	Seumalo, Isaac	OL	6-4	303	10/29/1993	9	Oregon State	Corvallis, OR	FA '23
74	Anderson, Spencer	OL	6-5	305	6/7/2000	1	Maryland	Bowie, MD	D7b '23
74D	Lee, Logan	DE	6-5	291	6/12/2000	R	Iowa	Orion, IL	D6a '24
76	Fautanu, Troy	OT	6-4	317	10/11/2000	R	Washington	Henderson, NV	D1 '24
77	Jones, Broderick	OT	6-5	311	5/16/2001	2	Georgia	Lithonia, GA	D1 '23
78	Daniels, James	OL	6-4	327	9/13/1997	7	Iowa	Warren, OH	FA '22
79	Fisher, Joey	OL	6-4	296	11/11/1997	1	Shepherd	Hagerstown, MD	FA '24
79D	Slade, Jacob	TE	6-3	293	2/23/2000	1	Michigan State	Lewis Center, OH	FA '24
80	Washington, Darnell	TE	6-7	264	8/7/2001	2	Georgia	Las Vegas, NV	D3 '23
81	Pruitt, MyCole	TE	6-2	258	3/24/1992	8	Southern Illinois	South Bend, IN	FA '24
82	Fitzpatrick, Dez	WR	6-2	208	12/17/1997	3	Louisville	Farmington Hills, MI	FA '23
83	Heyward, Connor	TE/FB	6-0	230	1/22/1999	3	Michigan State	Duluth, GA	D6 '22
84	Patterson, Cordarrelle	RB/KR	6-2	232	3/17/1991	12	Tennessee	Rock Hill, SC	FA '24
85	Watts, Duce	WR	6-1	196	12/23/1999	1	Tulane	Petal, MS	FA '23
87	Williams, Rodney	TE	6-4	235	4/10/2000	2	UT Martin	Merrimack, TN	FA '22
88	Freiermuth, Pat	TE	6-5	258	10/25/1998	4	Penn State	Merrimack, MA	D2 '21
89	Copeland, Jacob	WR	6-0	203	7/20/1999	1	Maryland	Pensacola, FL	FA '24
90	Wirtz, T. J.	LB	6-4	252	10/11/1994	8	Wisconsin	Janesville, WI	D1 '17
91	Marshall, Jonathan	DL	6-3	310	9/16/1997	2	Arkansas	Shepherd, TX	W '22 (NYJ)
92	Loudermilk, Isaiahh	DT	6-7	293	10/10/1997	4	Wisconsin	Howard, KS	D5 '21
93	Robinson, Mark	LB	5-11	235	8/14/1999	3	Mississippi	Leesburg, GA	D7a '22
94	Lowry, Dean	DL	6-6	296	6/9/1994	8	Northwestern	Rockford, IL	FA '24
95	Benton, Keanu	DT	6-4	309	7/17/2001	2	Wisconsin	Janesville, WI	D2b '23
96	Feholco, Breiden	DL	6-3	300	10/15/1996	4	LSU	Honolulu, HI	FA '23
97	Heyward, Cameron	DT	6-5	295	5/6/1989	14	Ohio State	Pittsburgh, PA	D1 '11
98	Leal, DeMarvin	DE	6-4	290	7/1/2000	3	Texas A&M	San Antonio, TX	D3 '22
99	Ogunjobi, Larry	DT	6-3	305	6/3/1994	8	Charlotte	Greensboro, NC	FA '22

QUARTERBACKS (4)

2 Fields, Justin QB	3 Wilson, Russell QB
4 Allen, Kyle QB	18 Rhys Plumlee, John QB

RUNNING BACKS (8)

22 Harris, Najee RB	30 Warren, Jaylen RB
31 Edwards, Daijun RB	33 Shampklin, Aaron RB
35 Ward, Jonathan RB	38 Perine, La'Mical RB
45 Colletto, Jack FB	84 Patterson, Cordarrelle RB/KR

WIDE RECEIVERS (11)

10 Wilson, Roman WR	11 Jefferson, Van WR
13 Miller, Scotty WR	14 Pickens, George WR
16 Watkins, Quez WR	17 Callaway, Marquez WR
19 Austin III, Calvin WR	21 Jenkins, Jaray WR
82 Fitzpatrick, Dez WR	85 Watts, Duece WR
89 Copeland, Jacob WR	

TIGHT ENDS (5)

80 Washington, Darnell TE	81 Pruitt, MyCole TE
83 Heyward, Connor TE/FB	87 Williams, Rodney TE
88 Freiermuth, Pat TE	

OFFENSIVE LINE (15)

54 Frazier, Zach C	60 Cook, Dylan OT
62 McCollum, Ryan C	65 Moore Jr., Dan OT
66 McCormick, Mason G	67 Hamilton, Devery T
68 Hardy, Anderson C	69 Beach, Tyler G/T
71 Herbig, Nate OL	73 Seumalo, Isaac OL
74 Anderson, Spencer OL	76 Fautanu, Troy OT
77 Jones, Broderick OL	78 Daniels, James OL
79 Fisher, Joey OT	

LINEBACKERS (15)

6 Queen, Patrick ILB	33 Perales, David LB
40 Murray, Tyler LB	41 Wilson, Payton LB
44 Matakevich, Tyler LB	45 Windmon, Jacoby LB
48 Welschof, Julius OLB	49 Moon, Jeremiah OLB
50 Roberts, Elandon LB	51 Herbig, Nick LB
53 Johnson, Kyron LB	55 Holcomb, Cole LB
56 Highsmith, Alex LB	90 Watt, T.J. LB
93 Robinson, Mark LB	

DEFENSIVE BACKS (17)

18 Averett, Anthony CB	20 Sutton, Cameron CB
21 Rush, Darius CB	23 Kazez, Damontae S
24 Porter Jr., Joey CB	25 Elliott, DeShon S
26 Jackson, Donte CB	27 Trice Jr., Cory DB
28 Killebrew, Miles S	29 Watts, Ryan DB
30 Bishop Jr., Beanie CB	31 Barnes, Kalon CB
35 Arnold, Grayland DB	37 Graham Jr., Thomas DB
38 Meadors, Nate S	39 Fitzpatrick, Minkah S
42 Scott, Josiah CB	

DEFENSIVE LINE (12)

57 Adams Sr., Montravius DT	72 Previlon, Willington DT
74 Lee, Logan DE	79 Slade, Jacob DL
91 Marshall, Jonathan DL	92 Loudermilk, Isaiahh DT
94 Lowry, Dean DL	95 Benton, Keanu DT
96 Fehoko, Breiden DL	97 Heyward, Cameron DT
98 Leal, DeMarvin DE	99 Ogunjobi, Larry DT

SPECIALISTS (4)

5 Johnston, Cameron P	8 Wright, Matthew K
9 Boswell, Chris K	46 Kuntz, Christian LS

YEAR	DRAFTEES (26)	FREE AGENTS (51)	COLLEGE FREE AGENTS (7)	TRADES/WAIVERS (6)	PRACTICE SQUAD (1)
2011	DT Cameron Heyward (1)				
2015		K Chris Boswell (FA '15)			
2017	LB T.J. Watt (1)				
2019				S Minkah Fitzpatrick (TR '19 MIA)	
2020	LB Alex Highsmith (3)	LS Christian Kuntz (FA '20)			
2021	RB Najee Harris (1) TE Pat Freiermuth (2) OT Dan Moore Jr. (4a) DT Isaiahh Loudermilk (5)	DT Montravius Adams Sr. (FA '21)			
2022	WR George Pickens (2) DE DeMarvin Leal (3) WR Calvin Austin III (4) TE/FB Connor Heyward (6) LB Mark Robinson (7a)	OL James Daniels (FA '22) S Damontae Kazee (FA '22) S Miles Killebrew (FA '22) DT Larry Ogunjobi (FA '22) TE Rodney Williams (FA '22)	RB Jaylen Warren (UDFA '22)	C Ryan McCollum (W '22 DET)	DL Jonathan Marshall (W '22 NYJ)
2023	OT Broderick Jones (1) CB Joey Porter Jr. (2a) DT Keanu Benton (2b) TE Darnell Washington (3) LB Nick Herbig (4) DB Cory Trice Jr. (7a) OL Spencer Anderson (7b)	CB Kalon Barnes (FA '23) FB Jack Colletto (FA '23) OT Dylan Cook (FA '23) DL Breiden Fehoko (FA '23) WR Dez Fitzpatrick (FA '23) OL Nate Herbig (FA '23) LB Cole Holcomb (FA '23) LB Kyron Johnson (FA '23) LB Elandon Roberts (FA '23) CB Darius Rush (FA '23) OL Isaac Seumalo (FA '23) WR Duece Watts (FA '23)	LB David Peralas (UDFA '23)		
2024	OT Troy Fautanu (1) C Zach Frazier (2) WR Roman Wilson (3a) LB Payton Wilson (3b) G Mason McCormick (4) DE Logan Lee (6a) DB Ryan Watts (6b)	QB Kyle Allen (FA '24) DB Grayland Arnold (FA '24) CB Anthony Averett (FA '24) G/T Tyler Beach (FA '24) WR Marquez Callaway (FA '24) WR Jacob Copeland (FA '24) S DeShon Elliott (FA '24) OL Joey Fisher (FA '24) DB Thomas Graham Jr. (FA '24) T Devery Hamilton (FA '24) C Anderson Hardy (FA '24) WR Van Jefferson (FA '24) WR Jaray Jenkins (FA '24) P Cameron Johnston (FA '24) DL Dean Lowry (FA '24) LB Tyler Matakevich (FA '24) S Nate Meadors (FA '24) WR Scotty Miller (FA '24) LB Tyler Murray (FA '24) RB/KR Cordarrelle Patterson (FA '24) RB La'Mical Perine (FA '24) TE MyCole Pruitt (FA '24) ILB Patrick Queen (FA '24) CB Josiah Scott (FA '24) RB Aaron Shampkin (FA '24) DL Jacob Slade (FA '24) CB Cameron Sutton (FA '24) RB Jonathan Ward (FA '24) WR Quez Watkins (FA '24) QB Russell Wilson (FA '24) K Matthew Wright (FA '24)	CB Beanie Bishop Jr. (UDFA '24) RB Daijun Edwards (UDFA '24) QB John Rhys Plumlee (UDFA '24) G/T Tyler Beach (FA '24) WR Marquez Callaway (FA '24) WR Jacob Copeland (FA '24) S DeShon Elliott (FA '24) OL Joey Fisher (FA '24) DB Thomas Graham Jr. (FA '24) T Devery Hamilton (FA '24) C Anderson Hardy (FA '24) WR Van Jefferson (FA '24) WR Jaray Jenkins (FA '24) P Cameron Johnston (FA '24) DL Dean Lowry (FA '24) LB Tyler Matakevich (FA '24) S Nate Meadors (FA '24) WR Scotty Miller (FA '24) LB Tyler Murray (FA '24) RB/KR Cordarrelle Patterson (FA '24) RB La'Mical Perine (FA '24) TE MyCole Pruitt (FA '24) ILB Patrick Queen (FA '24) CB Josiah Scott (FA '24) RB Aaron Shampkin (FA '24) DL Jacob Slade (FA '24) CB Cameron Sutton (FA '24) RB Jonathan Ward (FA '24) WR Quez Watkins (FA '24) QB Russell Wilson (FA '24) K Matthew Wright (FA '24)	QB Justin Fields (TR '24 CHI) CB Donte Jackson (TR '24 CAR) OLB Jeremiah Moon (W '24 BLT) DT Willington Previlon (W '24 ATL)	

HERE WE GO



2023 SEASON

REVIEW



STEELERS 2023 REGULAR SEASON RECORD WHEN...

CATEGORY	2023 SEASON		CATEGORY	2023 SEASON	
	W-L			W-L	
STEELERS AT ACRISURE STADIUM	5-4		IN SEPTEMBER	2-1	
STEELERS ON THE ROAD	5-3		IN OCTOBER	2-2	
STEELERS ON GRASS	7-5		IN NOVEMBER	3-1	
STEELERS ON ARTIFICIAL TURF	3-2		IN DECEMBER	2-3	
STEELERS IN DOMES	0-0		IN JANUARY	1-0	
STEELERS IN RETRACTABLE ROOF STADIUMS	0-0				
STEELERS OUTDOORS	2-0		ON SUNDAY NIGHT	1-0	
STEELERS INDOORS	0-0		ON THURSDAY NIGHT	1-1	
			ON MONDAY NIGHT	1-0	
STEELERS SCORE FIRST	7-2		ON SATURDAY	2-1	
OPPONENT SCORES FIRST	3-5				
STEELERS SCORE ON FIRST POSSESSION	3-2		DAY GAMES	7-6	
STEELERS SCORE 20 OR MORE POINTS	7-0		KICKOFF AT 12:00 EDT	0-0	
STEELERS SCORE 19 OR LESS POINTS	3-7		KICKOFF AT 3:00/3:05/3:15/3:35 EDT	0-0	
STEELERS ALLOW 20 OR MORE	2-6		NIGHT GAMES	3-1	
STEELERS ALLOW 19 OR LESS POINTS	8-1				
			VS. AFC NORTH OVERALL	5-1	
STEELERS LEAD AFTER 1ST QUARTER	5-1		VS. AFC NORTH AT HOME	3-0	
STEELERS TRAIL AFTER 1ST QUARTER	1-5		VS. AFC NORTH ON THE ROAD	2-1	
SCORE TIED AFTER 1ST QUARTER	4-1				
STEELERS LEAD AT HALFTIME	5-0		VS. AFC	7-5	
STEELERS TRAIL AT HALFTIME	4-7		VS. AFC EAST	0-1	
SCORE TIED AT HALFTIME	1-0		VS. AFC SOUTH	1-3	
STEELERS LEAD AFTER 3RD QUARTER	5-0		VS. AFC WEST	1-0	
STEELERS TRAIL AFTER 3RD QUARTER	4-7				
SCORE TIED AFTER 3RD QUARTER	1-0		VS. NFC	3-2	
GAME GOES TO OVERTIME	0-0		VS. NFC EAST	0-0	
			VS. NFC SOUTH	0-0	
STEELERS HAVE + TURNOVER RATIO	8-2		VS. NFC NORTH	1-0	
STEELERS HAVE - TURNOVER RATIO	0-4		VS. NFC WEST	2-2	
TURNOVER RATIO EVEN	2-1				
STEELERS HAVE 30:00+TOP	5-2				
STEELERS HAVE LESS THAN 30:00 TOP	5-5				
STEELERS HAVE 100-YARD RUSHER	3-1				
STEELERS HAVE 300 NET PASSING YARDS	0-0				
STEELERS HAVE 1 100-YARD RECEIVER	6-0				
STEELERS HAVE 2 100-YARD RECEIVERS	0-0				
STEELERS WIN COIN TOSS	5-5				
STEELERS LOSE COIN TOSS	5-2				

WON 10, LOST 7				MIKE TOMLIN (17 GAMES)	
09/10	L	7-30	San Francisco	67,679	
09/18	W	26-22	Cleveland	67,576	
09/24	W	23-18	at Las Vegas	62,541	
10/01	L	6-30	at Houston	71,399	
10/08	W	17-10	Baltimore	67,272	
10/22	W	24-17	at L.A. Rams	73,471	
10/29	L	10-20	Jacksonville	67,225	
11/02	W	20-16	Tennessee	65,969	
11/12	W	23-19	Green Bay	67,617	
11/19	L	10-13	at Cleveland	67,919	
11/26	W	16-10	at Cincinnati	65,090	
12/03	L	10-24	Arizona	66,436	
12/07	L	18-21	New England	66,376	
12/16	L	13-30	at Indianapolis	64,171	
12/23	W	34-11	Cincinnati	66,646	
12/31	W	30-23	at Seattle	68,735	
01/06	W	17-10	at Baltimore	70,355	

RUSHING		NO.	YDS	AVG	LONG	TD
N. Harris	255	1,035	4.1	25	8	4
J. Warren	149	784	5.3	74	1	1
C. Austin III	11	57	5.2	12	1	1
K. Pickett	42	54	1.3	11	1	1
M. Trubisky	16	54	3.4	15	2	2
G. Pickens	3	18	6.0	16	0	0
M. Rudolph	10	8	0.8	7	0	0
C. Heyward	1	0	0.0	0	0	0
TEAM	487	2,010	4.1	74	16	0
OPPONENTS	454	1,956	4.3	69	9	0

RECEIVING		TAR	NO.	YDS	AVG	LONG	TD
G. Pickens	106	63	1,140	18.1	86	5	5
D. Johnson	87	51	717	14.1	71	5	5
J. Warren	74	61	370	6.1	30	0	0
A. Robinson II	49	34	280	8.2	31	0	0
P. Freiermuth	47	32	308	9.6	29	2	2
N. Harris	38	29	170	5.9	32	0	0
C. Heyward	34	23	167	7.3	13	0	0
C. Austin III	30	17	160	10.6	72	1	1
D. Washington	10	7	61	8.7	12	0	0
M. Boykin	4	3	17	5.7	6	0	0
A. McFarland Jr.	2	2	11	5.5	6	0	0
R. Williams	2	0	0	0.0	0	0	0
G. Olszewski	1	1	0	0.0	0	0	0
TEAM	484	323	3,421	10.6	86	13	0
OPPONENTS	551	348	4,164	12.0	80	23	0

2023 TEAM STATISTICS			
	PIT	OPP.	
FIRST DOWNS	287	311	
Rushing	115	95	
Passing	153	186	
Penalty	19	30	
Third Down-Made/Att	85/232	91/233	
Third Down Efficiency	36.6%	39.1%	
Fourth Down-Made/Att	9/19	8/18	
Fourth Down Efficiency	47.4%	44.4%	
TOTAL NET YARDS	5,173	5,816	
Avg. Per Game	304.3	342.1	
Total Plays	1,029	1,074	
Avg. Per Play	5.0	5.4	
NET YARDS RUSHING	2,010	1,956	
Avg. Per Game	118.2	115.1	
Total Rushes	487	454	
Avg. Per Rush	4.1	4.3	
NET YARDS PASSING	3,163	3,860	
Avg. Per Game	186.1	227.1	
Sacked/Yards Lost	36/258	47/304	
Gross Yards	3,421	4,164	
Attempts/Completions	506/323	573/348	
Pct. of Completion	63.8%	60.7%	
Had Intercepted	9	16	
PUNTS/AVERAGE	89/44.0	76/47.3	
Net Punting Average	39.2	39.7	
PUNT RETURN/AVG.	30/8.6	29/9.3	
KICKOFF RETURN/AVG.	24/23.5	18/26.4	
INTERCEPTION RETURN/AVG.	16/11.5	9/18.7	
PENALTIES/YARDS	86/753	90/741	
FUMBLES/BALL LOST	21/7	26/11	
TOUCHDOWNS	31	32	
Rushing	16	9	
Passing	13	23	
Returns	2	2	
EXTRA POINTS/ATTEMPTS	27/28	24/26	
TWO POINT CONVERSION/ATT.	1/3	6/6	
FIELD GOALS/ATTEMPTS	29/31	32/37	
AVG. Q2 OF POSSESSION	29:39	30:21	

INTERCEPTIONS		NO.	YDS	AVG	LONG	TD
D. Kazez	2	37	18.5	30	0	0
A. Highsmith	2	30	15.0	30	1	0
P. Peterson	2	0	0.0	0	0	0
L. Wallace	2	0	0.0	0	0	0
K. Neal	1	32	32.0	32	0	0
M. Walker	1	30	30.0	30	0	0
E. Rowe	1	25	25.0	25	0	0
T. Watt	1	24	24.0	24	0	0
T. Thompson	1	6	6.0	6	0	0
K. Alexander	1	0	0.0	0	0	0
J. Porter Jr.	1	0	0.0	0	0	0
C. Sullivan	1	0	0.0	0	0	0
TEAM	16	184	11.5	32	1	0
OPPONENTS	9	168	18.7	33	0	0

SCORE BY PERIODS		Q1	Q2	Q3	Q4	OT	PTS
TEAM	61	88	67	88	0	0	304
OPPONENTS	70	124	71	59	0	0	324

FUMBLES		FUM	LST	FF	REC	TD
G. Olszewski	2	2	0	0	0	0
J. Warren	4	2	0	0	0	0
N. Harris	2	1	0	0	0	0
M. Rudolph	3	1	0	0	1	0
M. Trubisky	1	1	0	0	1	0
C. Austin III	2	0	0	0	2	0
M. Cole	1	0	0	0	0	0
D. Johnson	1	0	0	0	0	0
B. Jones	0	0	0	0	1	0
D. Moore Jr.	0	0	0	0	1	0
G. Pickens	3	0	0	0	1	0
K. Pickett	2	0	0	0	2	0
I. Seumalo	0	0	0	0	1	0
TEAM	21	7	0	0	10	0
OPPONENTS	26	11	0	0	6	0

SCORING		TD	PA	RT	K-PAT	FG	2PT	S	PTS
C. Boswell	0	0	0	0	27/28	29/31	0	0	114
N. Harris	8	8	0	0	0/0	0/0	0	0	48
D. Johnson	5	0	5	0	0/0	0/0	0	0	30
G. Pickens	5	0	5	0	0/0	0/0	0	0	30
J. Warren	4	4	0	0	0/0	0/0	0	0	24
P. Freiermuth	2	0	2	0	0/0	0/0	1	0	14
C. Austin III	2	1	1	0	0/0	0/0	0	0	12
M. Trubisky	2	2	0	0	0/0	0/0	0	0	12
A. Highsmith	1	0	0	1	0/0	0/0	0	0	6
K. Pickett	1	1	0	0	0/0	0/0	0	0	6
T. Watt	1	0	0	1	0/0	0/0	0	0	6
M. Killebrew	0	0	0	0	0/0	0/0	0	1	2
TEAM	31	16	13	2	27/28	29/31	1	1	304
OPPONENTS	32	9	23	0	24/26	32/37	6	0	324

PUNTING		NO.	YDS	AVG	NET	TR	IN	LG	B
P. Harris III	78	3,419	43.8	39.2	6	30	63	0	0
B. Wing	11	495	45.0	38.9	2	3	52	0	0
TEAM	89	3,914	44.0	39.2	8	33	63	0	0
OPPONENTS	76	3,594	47.3	39.7	12	30	68	2	0

PASSING		ATT	CMP	YDS	CMP%	YDS/ATT	TD	INT	INT%	LONG	SACK	LOST	RATING
K. Pickett	324	201	2,070	62.0	6.4	6	1.9	4	1.2	72	23	173	81.4
M. Trubisky	107	67	632	62.6	5.9	4	3.7	5	4.7	26	7	42	71.9
M. Rudolph	74	55	719	74.3	9.7	3	4.1	0	0.0	86	6	43	118.0
C. Heyward	1	0	0	0.0	0.0	0	0.0	0	0.0	0	0	0	39.6
TEAM	506	323	3,421	63.8	6.8	13	2.6	9	1.8	86	36	258	84.6
OPPONENTS	573	348	4,164	60.7	7.3	23	4.0	16	2.8	80	47	304	84.7

PUNT RETURNS		RET	FC	YDS	AVG	LONG	TD
C. Austin III	29	12	249	8.6	34	0	0
G. Olszewski	1	1	8	8.0	8	0	0
TEAM	30	13	257	8.6	34	0	0
OPPONENTS	29	30	269	9.3	21	0	0

KICKOFF RETURNS		NO.	YDS	AVG	LONG	TD
G. Igwebuike	11	282	25.6	36	0	0
A. McFarland Jr.	6	164	27.3	37	0	0
D. King II	4	88	22.0	27	0	0
G. Olszewski	2	24	12.0	24	0	0
G. Pickett	1	7	7.0	7	0	0
TEAM	24	565	23.5	37	0	0
OPPONENTS	18	476	26.4	49	0	0

2023 REGULAR SEASON PITTSBURGH STEELERS DEFENSIVE STATS
(THROUGH WEEK 18)

PLAYER	TKL.	AST.	TOTAL	TFL	SACKS/YDS.	PR	FR	FF	INT./YDS.	PD
Elandon Roberts	68	33	101	10	2.5/19.5	6	0	0	0/0	2
T.J. Watt	48	20	68	19	19.0/122.0	36	3	4	1/24	8
Minkah Fitzpatrick	43	21	64	1	0.0/0.0	0	0	0	0/0	3
Damontae Kazee	46	15	61	0	0.0/0.0	0	2	0	2/37	3
Alex Highsmith	34	23	57	8	7.0/44.5	18	0	2	2/30	3
Cole Holcomb	31	23	54	4	0.0/0.0	2	1	2	0/0	2
Keanu Neal	33	17	50	1	0.0/0.0	0	1	0	1/32	2
Larry Ogunjobi	21	22	43	3	3.0/16.0	8	2	1	0/0	2
Patrick Peterson	34	8	42	0	0.0/0.0	0	0	0	2/0	11
Joey Porter Jr.	32	10	42	1	0.0/0.0	0	0	0	1/0	10
Kwon Alexander	32	9	41	5	1.0/3.0	2	0	1	1/0	1
Levi Wallace	32	6	38	0	0.0/0.0	0	0	0	2/0	11
Keanu Benton	16	20	36	1	1.0/9.0	8	0	2	0/0	2
Cameron Heyward	25	8	33	6	2.0/14.0	3	0	0	0/0	1
Mykal Walker	21	12	33	2	0.0/0.0	0	0	0	1/30	2
Eric Rowe	22	7	29	1	0.0/0.0	0	0	1	1/25	2
Mark Robinson	19	6	25	1	1.0/8.0	1	0	1	0/0	0
Montravius Adams Sr.	11	13	24	2	0.0/0.0	0	0	1	0/0	1
Nick Herbig	15	7	22	5	3.0/24.0	3	1	2	0/0	0
Trenton Thompson	18	3	21	0	0.0/0.0	0	0	0	1/6	3
Markus Golden	14	6	20	6	4.0/25.0	10	1	0	0/0	1
Chandon Sullivan	12	8	20	1	0.0/0.0	0	0	1	1/0	6
Myles Jack	12	5	17	1	1.0/11.0	2	0	0	0/0	0
Isaiah Loudermilk	8	8	16	0	0.0/0.0	1	0	0	0/0	2
DeMarvin Leal	10	5	15	2	1.0/2.0	2	0	0	0/0	1
Armon Watts	6	9	15	0	0.5/4.0	3	0	0	0/0	0
Miles Killebrew	10	3	13	1	0.0/0.0	1	0	0	0/0	0
Elijah Riley	5	5	10	2	1.0/2.0	1	0	0	0/0	0
Blake Martinez	2	2	4	0	0.0/0.0	0	0	0	0/0	0
Darius Rush	2	1	3	0	0.0/0.0	0	0	0	0/0	1
James Pierre	1	0	1	0	0.0/0.0	0	0	0	0/0	0
STEELERS TOTALS	683	335	1,018	83	47.0/304.0	107	11	18	16/184	80
OPP. TOTALS	608	459	1,067	90	36.0/258.0	91	6	13	9/168	66

Ast - Assist, TFl - Tackle for a Loss, PR - Pressures, Int - Interception, FR - Fumble Recovery, FF - Forced Fumble, PD - Pass Defense

2023 STEELERS SPECIAL TEAMS

PLAYER	TKL.	AST.	COMB.
Miles Killebrew	11	2	13
James Pierre	5	2	7
Rod Williams	5	1	6
Miles Boykin	4	1	5
Nick Herbig	4	1	5
Mark Robinson	3	2	5
Christian Kuntz	2	2	4
Chandon Sullivan	2	0	2
Taric Carpenter	1	1	2
Connor Heyward	1	1	2
Elijah Riley	0	2	2
Trenton Thompson	1	0	1
Godwin Igwebuike	0	1	1
Joey Porter Jr.	0	1	1
TOTALS	39	17	56

DEFENSIVE STATS BY RANK

SACKS		INTERCEPTIONS		TACKLES FOR LOSS		PASSES DEFENSED		PRESSURES	
PLAYER	NO.	PLAYER	NO.	PLAYER	NO.	PLAYER	NO.	PLAYER	NO.
T.J. Watt	19.0	Alex Highsmith	2	T.J. Watt	19	Patrick Peterson	11	T.J. Watt	36
Alex Highsmith	7.0	Damontae Kazee	2	Elandon Roberts	10	Levi Wallace	11	Alex Highsmith	18
Markus Golden	4.0	Patrick Peterson	2	Alex Highsmith	8	Joey Porter Jr.	10	Markus Golden	10
Nick Herbig	3.0	Levi Wallace	2	Markus Golden	6	T.J. Watt	8	Keanu Benton	8
Larry Ogunjobi	3.0	Kwon Alexander	1	Cameron Heyward	6	Chandon Sullivan	6	Larry Ogunjobi	8
Elandon Roberts	2.5	Keanu Neal	1	Kwon Alexander	5	Minkah Fitzpatrick	3	Elandon Roberts	6
Cameron Heyward	2.0	Joey Porter Jr.	1	Nick Herbig	5	Alex Highsmith	3	Nick Herbig	3
Kwon Alexander	1.0	Eric Rowe	1	Cole Holcomb	4	Damontae Kazee	3	Cameron Heyward	3
Keanu Benton	1.0	Chandon Sullivan	1	Larry Ogunjobi	3	Trenton Thompson	3	Armon Watts	3
Myles Jack	1.0	Trenton Thompson	1	Montravius Adams Sr.	2	Keanu Benton	2	Kwon Alexander	2
DeMarvin Leal	1.0	Mykal Walker	1	DeMarvin Leal	2	Cole Holcomb	2	Cole Holcomb	2
Elijah Riley	1.0	T.J. Watt	1	Elijah Riley	2	Isaiah Loudermilk	2	Myles Jack	2
Mark Robinson	1.0			Mykal Walker	2	Keanu Neal	2	DeMarvin Leal	2
Armon Watts	0.5			Keanu Benton	1	Larry Ogunjobi	2	Miles Killebrew	1
				Minkah Fitzpatrick	1	Elandon Roberts	2	Isaiah Loudermilk	1
				Myles Jack	1	Eric Rowe	2	Elijah Riley	1
				Miles Killebrew	1	Mykal Walker	2	Mark Robinson	1
				Keanu Neal	1	Montravius Adams Sr.	1		
				Joey Porter Jr.	1	Kwon Alexander	1		
				Mark Robinson	1	Markus Golden	1		
				Eric Rowe	1	Cameron Heyward	1		
				Chandon Sullivan	1	DeMarvin Leal	1		
						Darius Rush	1		

2023 : REGULAR SEASON								
PLAYER	TACKLES	SOLO	ASSISTS	FOR FUMBLES	FUMBLE REC	BLKD FG	BLKD PAT	BLKD PUNT
Miles Killebrew	13	11	2	0	0	0	0	1
James Pierre	7	5	2	0	0	0	0	0
Rod Williams	6	5	1	0	0	0	0	0
Miles Boykin	5	4	1	0	0	0	0	0
Nick Herbig	5	4	1	0	0	0	0	0
Mark Robinson	5	3	2	0	0	0	0	0
Christian Kuntz	4	2	2	0	0	0	0	0
Chandon Sullivan	2	2	0	0	0	0	0	0
Tariq Carpenter	2	1	1	0	0	0	0	0
Connor Heyward	2	1	1	0	0	0	0	1
Elijah Riley	2	0	2	0	0	0	0	0
Trenton Thompson	1	1	0	0	0	0	0	0
Godwin Igwebuike	1	0	1	0	0	0	0	0
Joey Porter Jr.	1	0	1	0	0	0	0	0
Calvin Austin III	0	0	0	0	2	0	0	0
Patrick Peterson	0	0	0	0	0	0	1	0
2023 TOTALS	56	39	17	0	2	0	1	2



WEEK 1
San Francisco 49ers 30, Pittsburgh Steelers 7
 67,679 🏟️ Acrisure Stadium 🏟️ Sep 10, 2023



San Francisco 49ers	10	10	7	3	—	30
Pittsburgh Steelers	0	7	0	0	—	7

SCORING DRIVES

TEAM	QTR	TIME	SCORING PLAY	SF	PIT
49ers	1	09:29	B.Aiyuk 8 yd. pass from B.Purdy (J.Moody kick) (7-54, 3:46)	6	0
49ers	1	04:38	J.Moody 41 yd. Field Goal (6-25, 3:22)	10	0
49ers	2	13:30	B.Aiyuk 19 yd. pass from B.Purdy (J.Moody kick) (9-68, 4:35)	17	0
49ers	2	08:22	J.Moody 32 yd. Field Goal (7-37, 3:55)	20	0
Steelers	2	00:10	P.Freiemuth 3 yd. pass from K.Pickett (C.Boswell kick) (12-95, 1:25)	20	7
49ers	3	14:02	C.McCaffrey 65 yd. run (J.Moody kick) (2-75, 0:58)	27	7
49ers	4	05:30	J.Moody 40 yd. Field Goal (9-29, 4:38)	30	7

SAN FRANCISCO 49ERS

PASSING	ATT	CP	YDS	SK/YD	TD	LG	INT	RTG
Brock Purdy	29	19	220	3/17	2	23	0	111.3
TOTAL	29	19	220	3/17	2	23	0	111.3

RUSHING	ATT	YDS	AVG	LG	TD
Christian McCaffrey	22	152	6.9	65T	1
Brock Purdy	3	20	6.7	17	0
Elijah Mitchell	5	10	2.0	4	0
Deebo Samuel	2	8	4.0	5	0
Sam Damold	2	-2	-1.0	-1	0
TOTAL	34	188	5.5	65T	1

RECEIVING	NO	YDS	AVG	LG	TD
Brandon Aiyuk	8	129	16.1	23	2
Deebo Samuel	5	55	11.0	22	0
George Kittle	3	19	6.3	11	0
Christian McCaffrey	3	17	5.7	7	0
TOTAL	19	220	11.6	23	2

TOP DEFENSE	TOT	SOLO	AST	SCK	YDS	INT
Deommodore Lenoir	10	8	2	0.0	0.0	0
Fred Warner	8	5	3	0.0	0.0	0
Dre Greenlaw	6	3	3	0.0	0.0	0

FIELD GOALS	FGM/FGA	PERCENT	RESULTS
Jake Moody	3-3	100.0	41G, 32G, 40G
TOTAL	3-3	100.0	

PITTSBURGH STEELERS

PASSING	ATT	CP	YDS	SK/YD	TD	LG	INT	RTG
Kenny Pickett	46	31	232	5/34	1	31	2	68.4
TOTAL	46	31	232	5/34	1	31	2	68.4

RUSHING	ATT	YDS	AVG	LG	TD
Najee Harris	6	31	5.2	24	0
Jaylen Warren	3	6	2.0	3	0
Kenny Pickett	1	4	4.0	4	0
TOTAL	10	41	4.1	24	0

RECEIVING	NO	YDS	AVG	LG	TD
Calvin Austin III	6	37	6.2	13	0
Allen Robinson II	5	64	12.8	31	0
George Pickens	5	36	7.2	9	0
Jaylen Warren	5	12	2.4	9	0
Diontae Johnson	3	48	16.0	26	0
Connor Heyward	2	19	9.5	11	0
Anthony McFarland Jr.	2	11	5.5	6	0
Najee Harris	2	2	1.0	4	0
Pat Freiemuth	1	3	3.0	3t	1
TOTAL	31	232	7.5	31	1

TOP DEFENSE	TOT	SOLO	AST	SCK	YDS	INT
Kwon Alexander	8	7	1	0.0	0.0	0
Elandon Roberts	8	6	2	0.0	0.0	0
Alex Highsmith	7	4	3	0.0	0.0	0

FIELD GOALS	FGM/FGA	PERCENT	RESULTS
			No Field Goals

Team Statistics

First Downs	22	15
3rd-Down Eff. (Made/Att/Pct)	6/13/46%	5/15/33%
4th-Down Eff. (Made/Att/Pct)	1/1/100%	1/3/33%
Total Net Yards	391	239
Total Plays	66	61
Yards Per Play	5.9	3.9
Rushes/Net Yards	34/188	10/41
Net Passing	203	198
Pass Attempts/Completions	29/19	46/31
Had Intercepted	0	2
Sacked/Yards Lost	3/17	5/34
Punts/Average	3/44.7	6/42.3
Penalties/Yards	11/85	6/60
Fumbles/Lost	3/1	0/0
Possession Time	37:23	22:37

49ers Steelers



WEEK 2
Cleveland Browns 22, Pittsburgh Steelers 26
 67,576 🏟️ Acrisure Stadium 🏟️ Sep 18, 2023



Cleveland Browns	3	11	8	0	—	22
Pittsburgh Steelers	7	9	3	7	—	26

SCORING DRIVES

TEAM	QTR	TIME	SCORING PLAY	CLE	PIT
Steelers	1	14:51	A.Highsmith 30 yd. interception return (C.Boswell kick)	0	7
Browns	1	08:46	D.Hopkins 43 yd. Field Goal (11-50, 6:05)	3	7
Browns	2	14:02	J.Ford 3 yd. pass from D.Watson (J.Ford run) (4-23, 1:06)	9	7
Steelers	2	09:11	C.Boswell 52 yd. Field Goal (4-5, 1:20)	11	10
Steelers	2	06:05	G.Pickens 71 yd. pass from K.Pickett (run failed) (4-82, 1:36)	11	16
Browns	2	00:22	D.Hopkins 55 yd. Field Goal (7-38, 2:24)	14	16
Steelers	3	11:47	C.Boswell 50 yd. Field Goal (9-44, 3:13)	14	19
Browns	3	10:01	P.Strong 1 yd. run (D.Watson run) (4-75, 1:46)	22	19
Steelers	4	06:58	T.Watt 16 yd. fumble return (C.Boswell kick)	22	26

CLEVELAND BROWNS

PASSING	ATT	CP	YDS	SK/YD	TD	LG	INT	RTG
Deshaua Watson	40	22	235	6/25	1	29	1	70.3
TOTAL	40	22	235	6/25	1	29	1	70.3

RUSHING	ATT	YDS	AVG	LG	TD
Jerome Ford	16	106	6.6	69	0
Nick Chubb	10	64	6.4	20	0
Deshaua Watson	6	22	3.7	12	0
Elijah Moore	1	5	5.0	5	0
Pierre Strong Jr.	2	1	0.5	1t	1
TOTAL	35	198	5.7	69	1

RECEIVING	NO	YDS	AVG	LG	TD
Amari Cooper	7	90	12.9	23	0
David Njoku	4	48	12.0	29	0
Elijah Moore	3	36	12.0	16	0
David Bell	3	27	9.0	14	0
Jerome Ford	3	25	8.3	14	1
Donovan Peoples-Jones	1	7	7.0	7	0
Jordan Akins	1	2	2.0	2	0
TOTAL	22	235	10.7	29	1

TOP DEFENSE	TOT	SOLO	AST	SCK	YDS	INT
Grant Delpit	6	4	2	0.0	0.0	1
Denzel Ward	5	5	0	0.0	0.0	0
Jeremiah Owusu-Koramoah	4	4	0	0.0	0.0	0

FIELD GOALS	FGM/FGA PERCENT	RESULTS
Dustin Hopkins	2-3 66.7	43G, 43WL, 55G
TOTAL	2-3 66.0	

PITTSBURGH STEELERS

PASSING	ATT	CP	YDS	SK/YD	TD	LG	INT	RTG
Kenny Pickett	30	15	222	2/22	1	71t	1	71.8
TOTAL	30	15	222	2/22	1	71T	1	71.8

RUSHING	ATT	YDS	AVG	LG	TD
Najee Harris	10	43	4.3	21	0
Jaylen Warren	6	20	3.3	8	0
Calvin Austin III	1	-2	-2.0	-2	0
Kenny Pickett	4	-6	-1.5	-1	0
TOTAL	21	55	2.6	21	0

RECEIVING	NO	YDS	AVG	LG	TD
George Pickens	4	127	31.8	71t	1
Jaylen Warren	4	66	16.5	30	0
Allen Robinson II	2	12	6.0	7	0
Calvin Austin III	1	10	10.0	10	0
Miles Boykin	1	5	5.0	5	0
Pat Freiermuth	1	2	2.0	2	0
Najee Harris	1	0	0.0	0	0
Gunner Olszewski	1	0	0.0	0	0
TOTAL	15	222	14.8	71T	1

TOP DEFENSE	TOT	SOLO	AST	SCK	YDS	INT
Kwon Alexander	9	8	1	0.0	0.0	0
Cole Holcomb	8	3	5	0.0	0.0	0
Alex Highsmith	7	5	2	1.0	4.0	1

FIELD GOALS	FGM/FGA PERCENT	RESULTS
Chris Boswell	2-2 100.0	52G, 50G
TOTAL	2-2 100.0	

Team Statistics

First Downs	20
3rd-Down Eff. (Made/Att/Pct)	5/16/31%
4th-Down Eff. (Made/Att/Pct)	0/2/0%
Total Net Yards	408
Total Plays	81
Yards Per Play	5.0
Rushes/Net Yards	35/198
Net Passing	210
Pass Attempts/Completions	40/22
Had Intercepted	1
Sacked/Yards Lost	6/25
Punts/Average	5/47.6
Penalties/Yards	8/81
Fumbles/Lost	4/3
Possession Time	35:28

Browns Steelers

First Downs	20	9
3rd-Down Eff. (Made/Att/Pct)	5/16/31%	4/14/29%
4th-Down Eff. (Made/Att/Pct)	0/2/0%	0/0/0%
Total Net Yards	408	255
Total Plays	81	53
Yards Per Play	5.0	4.8
Rushes/Net Yards	35/198	21/55
Net Passing	210	200
Pass Attempts/Completions	40/22	30/15
Had Intercepted	1	1
Sacked/Yards Lost	6/25	2/22
Punts/Average	5/47.6	7/45.7
Penalties/Yards	8/81	5/31
Fumbles/Lost	4/3	1/1
Possession Time	35:28	24:32



WEEK 3
Pittsburgh Steelers 23, Las Vegas Raiders 18
 62,541 Allegiant Stadium Sep 24, 2023



Pittsburgh Steelers	7	6	10	0	—	23
Las Vegas Raiders	7	0	0	11	—	18

SCORING DRIVES

TEAM	QTR	TIME	SCORING PLAY	PIT	LV
Raiders	1	07:04	D.Adams 32 yd. pass from J.Garoppolo (D.Carlson kick) (7-74, 3:23)	0	7
Steelers	1	06:12	C.Austin 72 yd. pass from K.Pickett (C.Boswell kick) (3-75, 0:52)	7	7
Steelers	2	08:33	C.Boswell 43 yd. Field Goal (8-44, 3:51)	10	7
Steelers	2	01:56	C.Boswell 42 yd. Field Goal (11-54, 5:08)	13	7
Steelers	3	09:28	C.Boswell 57 yd. Field Goal (9-52, 4:29)	16	7
Steelers	3	03:56	P.Freiermuth 13 yd. pass from K.Pickett (C.Boswell kick) (6-81, 3:19)	23	7
Raiders	4	05:41	D.Adams 1 yd. pass from J.Garoppolo (J.Garoppolo-M.Mayer pass) (11-80, 5:51)	23	13
Raiders	4	02:22	D.Carlson 26 yd. Field Goal (9-44, 2:13)	23	18

PITTSBURGH STEELERS

PASSING	ATT	CP	YDS	SK/YD	TD	LG	INT	RTG
Kenny Pickett	28	16	235	1/7	2	72t	0	108.5
TOTAL	28	16	235	1/7	2	72T	0	108.5

RUSHING	ATT	YDS	AVG	LG	TD
Najee Harris	19	65	3.4	17	0
Jaylen Warren	8	29	3.6	11	0
Kenny Pickett	3	11	3.7	10	0
Connor Heyward	1	0	0.0	0	0
TOTAL	31	105	3.4	17	0

RECEIVING	NO	YDS	AVG	LG	TD
George Pickens	4	75	18.8	32	0
Allen Robinson II	4	24	6.0	8	0
Pat Freiermuth	3	41	13.7	14	1
Jaylen Warren	3	23	7.7	16	0
Calvin Austin III	2	72	36.0	72t	1
TOTAL	16	235	14.7	72T	2

TOP DEFENSE	TOT	SOLO	AST	SCK	YDS	INT
Minkah Fitzpatrick	11	7	4	0.0	0.0	0
Kwon Alexander	7	5	2	0.0	0.0	0
Levi Wallace	6	4	2	0.0	0.0	2

FIELD GOALS	FGM/FGA	PERCENT	RESULTS
Chris Boswell	3-3	100.0	43G, 42G, 57G
TOTAL	3-3	100.0	

LAS VEGAS RAIDERS

PASSING	ATT	CP	YDS	SK/YD	TD	LG	INT	RTG
Jimmy Garoppolo	44	28	324	4/31	2	32t	3	72.5
TOTAL	44	28	324	4/31	2	32T	3	72.5

RUSHING	ATT	YDS	AVG	LG	TD
Josh Jacobs	17	62	3.6	10	0
Jimmy Garoppolo	2	7	3.5	7	0
TOTAL	19	69	3.6	10	0

RECEIVING	NO	YDS	AVG	LG	TD
Davante Adams	13	172	13.2	32t	2
Jakobi Meyers	7	85	12.1	18	0
Josh Jacobs	3	18	6.0	6	0
Hunter Renfrow	2	17	8.5	10	0
Ameer Abdullah	2	16	8.0	13	0
DeAndre Carter	1	16	16.0	16	0
TOTAL	28	324	11.6	32T	2

TOP DEFENSE	TOT	SOLO	AST	SCK	YDS	INT
Divine Deablo	8	4	4	0.0	0.0	0
Robert Spillane	7	6	1	0.0	0.0	0
Marcus Peters	6	5	1	0.0	0.0	0

FIELD GOALS	FGM/FGA	PERCENT	RESULTS
Daniel Carlson	1-1	100.0	26G
TOTAL	1-1	100.0	

Team Statistics

	Steelers	Raiders
First Downs	17	19
3rd-Down Eff. (Made/Att/Pct)	6/15/40%	4/13/31%
4th-Down Eff. (Made/Att/Pct)	0/0/0%	1/2/50%
Total Net Yards	333	362
Total Plays	60	67
Yards Per Play	5.6	5.4
Rushes/Net Yards	31/105	19/69
Net Passing	228	293
Pass Attempts/Completions	28/16	44/28
Had Intercepted	0	3
Sacked/Yards Lost	1/7	4/31
Punts/Average	6/53.8	5/52.4
Penalties/Yards	6/45	7/60
Fumbles/Lost	0/0	1/0
Possession Time	30:03	29:57



WEEK 4
Pittsburgh Steelers 6, Houston Texans 30
 71,399 🇺🇸 NRG Stadium 🇺🇸 Oct 1, 2023



Pittsburgh Steelers	0	0	6	0	—	6
Houston Texans	10	6	0	14	—	30

SCORING DRIVES

TEAM	QTR	TIME	SCORING PLAY	PIT	HOU
Texans	1	08:55	N.Collins 2 yd. pass from C.Stroud (K.Fairbairn kick) (12-69, 6:05)	0	7
Texans	1	01:20	K.Fairbairn 36 yd. Field Goal (9-27, 3:26)	0	10
Texans	2	12:09	K.Fairbairn 38 yd. Field Goal (7-48, 2:43)	0	13
Texans	2	00:00	K.Fairbairn 39 yd. Field Goal (5-57, 0:41)	0	16
Steelers	3	09:31	C.Boswell 35 yd. Field Goal (10-58, 5:29)	3	16
Steelers	3	05:47	C.Boswell 23 yd. Field Goal (7-41, 2:53)	6	16
Texans	4	10:50	D.Schultz 6 yd. pass from D.Singletary (K.Fairbairn kick) (10-58, 5:20)	6	23
Texans	4	03:39	N.Collins 52 yd. pass from C.Stroud (K.Fairbairn kick) (11-86, 6:24)	6	30

PITTSBURGH STEELERS

PASSING	ATT	CP	YDS	SK/YD	TD	LG	INT	RTG
Kenny Pickett	23	15	114	3/21	0	32	1	59.0
Mitch Trubisky	5	3	18	0/0	0	8	0	67.1
TOTAL	28	18	132	3/21	0	32	1	60.4

RUSHING	ATT	YDS	AVG	LG	TD
Najee Harris	14	71	5.1	23	0
Jaylen Warren	8	29	3.6	18	0
Kenny Pickett	2	9	4.5	8	0
Calvin Austin III	1	5	5.0	5	0
TOTAL	25	114	4.6	23	0

RECEIVING	NO	YDS	AVG	LG	TD
Jaylen Warren	6	26	4.3	7	0
George Pickens	3	25	8.3	17	0
Calvin Austin III	3	24	8.0	12	0
Pat Freiermuth	3	7	2.3	9	0
Najee Harris	1	32	32.0	32	0
Darnell Washington	1	10	10.0	10	0
Allen Robinson II	1	8	8.0	8	0
TOTAL	18	132	7.3	32	0

TOP DEFENSE	TOT	SOLO	AST	SCK	YDS	INT
Minkah Fitzpatrick	11	7	4	0.0	0.0	0
Elandon Roberts	10	5	5	0.0	0.0	0
Cole Holcomb	7	4	3	0.0	0.0	0

FIELD GOALS	FGM/FGA	PERCENT	RESULTS
Chris Boswell	2-2	100.0	35G, 23G
TOTAL	2-2	100.0	

HOUSTON TEXANS

PASSING	ATT	CP	YDS	SK/YD	TD	LG	INT	RTG
C.J. Stroud	30	16	306	0/0	2	52T	0	111.2
Devin Singletary	1	1	6	0/0	1	6T	0	131.2
TOTAL	31	17	312	0/0	3	52T	0	122.0

RUSHING	ATT	YDS	AVG	LG	TD
Dameon Pierce	24	81	3.4	13	0
Devin Singletary	7	25	3.6	9	0
C.J. Stroud	4	16	4.0	11	0
Tank Dell	2	13	6.5	7	0
Mike Boone	1	4	4.0	4	0
TOTAL	38	139	3.7	13	0

RECEIVING	NO	YDS	AVG	LG	TD
Nico Collins	7	168	24.0	52T	2
Dalton Schultz	3	42	14.0	29	1
Robert Woods	3	26	8.7	13	0
Dameon Pierce	1	27	27.0	27	0
John Metchie III	1	22	22.0	22	0
Tank Dell	1	16	16.0	16	0
Devin Singletary	1	11	11.0	11	0
TOTAL	17	312	18.4	52T	3

TOP DEFENSE	TOT	SOLO	AST	SCK	YDS	INT
Christian Harris	12	5	7	0.0	0.0	0
Henry To'oTo'o	7	3	4	0.0	0.0	0
Grayland Arnold	6	5	1	0.0	0.0	0

FIELD GOALS	FGM/FGA	PERCENT	RESULTS
Ka'imi Fairbairn	3-3	100.0	36G, 38G, 39G
TOTAL	3-3	100.0	

Team Statistics

	Steelers	Texans
First Downs	12	24
3rd-Down Eff. (Made/Att/Pct)	6/14/43%	6/12/50%
4th-Down Eff. (Made/Att/Pct)	0/1/0%	0/1/0%
Total Net Yards	225	451
Total Plays	56	69
Yards Per Play	4.0	6.5
Rushes/Net Yards	25/114	38/139
Net Passing	111	312
Pass Attempts/Completions	28/18	31/17
Had Intercepted	1	0
Sacked/Yards Lost	3/21	0/0
Punts/Average	5/47.6	3/38.0
Penalties/Yards	2/18	8/63
Fumbles/Lost	2/0	2/0
Possession Time	27:25	32:35

Steelers Texans



10

WEEK 5

Baltimore Ravens 10, Pittsburgh Steelers 17
67,272 🏟️ Acrisure Stadium 🏟️ Oct 8, 2023



17

Baltimore Ravens	7	3	0	0	—	10
Pittsburgh Steelers	0	3	0	14	—	17

SCORING DRIVES

TEAM	QTR	TIME	SCORING PLAY	BAL	PIT
Ravens	1	06:15	J.Hill 14 yd. run (J.Tucker kick) (7-59, 2:57)	7	0
Ravens	2	12:23	J.Tucker 23 yd. Field Goal (15-64, 7:22)	10	0
Steelers	2	03:16	C.Boswell 43 yd. Field Goal (7-26, 2:15)	10	3
Steelers	4	11:12	Punt blocked by M.Killebrew out of bounds in end zone for a Safety	10	5
Steelers	4	07:10	C.Boswell 25 yd. Field Goal (9-49, 4:02)	10	8
Steelers	4	01:17	G.Pickens 41 yd. pass from K.Pickett (pass failed) (8-80, 2:49)	10	14
Steelers	4	00:49	C.Boswell 42 yd. Field Goal (4-6, 0:13)	10	17

BALTIMORE RAVENS

PASSING	ATT	CP	YDS	SK/YD	TD	LG	INT	RTG
Lamar Jackson	38	22	236	4/26	0	30	1	65.2
TOTAL	38	22	236	4/26	0	30	1	65.2

RUSHING	ATT	YDS	AVG	LG	TD
Gus Edwards	12	48	4.0	11	0
Lamar Jackson	6	45	7.5	26	0
Justice Hill	7	32	4.6	14t	1
TOTAL	25	125	5.0	26	1

RECEIVING	NO	YDS	AVG	LG	TD
Mark Andrews	6	65	10.8	16	0
Zay Flowers	5	73	14.6	29	0
Nelson Agholor	4	64	16.0	30	0
Justice Hill	4	13	3.3	10	0
Odell Beckham Jr.	2	13	6.5	7	0
Rashod Bateman	1	8	8.0	8	0
TOTAL	22	236	10.7	30	0

TOP DEFENSE	TOT	SOLO	AST	SCK	YDS	INT
Roquan Smith	11	7	4	0.0	0.0	0
Patrick Queen	8	2	6	0.5	4.0	0
Justin Madubuike	5	3	2	0.5	4.0	0

FIELD GOALS	FGM/FGA	PERCENT	RESULTS
Justin Tucker	1-1	100.0	23G
TOTAL	1-1	100.0	

PITTSBURGH STEELERS

PASSING	ATT	CP	YDS	SK/YD	TD	LG	INT	RTG
Kenny Pickett	32	18	224	3/22	1	41t	0	88.5
TOTAL	32	18	224	3/22	1	41T	0	88.5

RUSHING	ATT	YDS	AVG	LG	TD
Jaylen Warren	9	40	4.4	16	0
Najee Harris	14	37	2.6	8	0
George Pickens	1	16	16.0	16	0
Kenny Pickett	6	-6	-1.0	2	0
TOTAL	30	87	2.9	16	0

RECEIVING	NO	YDS	AVG	LG	TD
George Pickens	6	130	21.7	41t	1
Allen Robinson II	5	29	5.8	10	0
Jaylen Warren	3	39	13.0	23	0
Connor Heyward	3	23	7.7	12	0
Najee Harris	1	3	3.0	3	0
TOTAL	18	224	12.4	41T	1

TOP DEFENSE	TOT	SOLO	AST	SCK	YDS	INT
Cole Holcomb	9	8	1	0.0	0.0	0
Minkah Fitzpatrick	9	7	2	0.0	0.0	0
Elandon Roberts	8	5	3	0.0	0.0	0

FIELD GOALS	FGM/FGA	PERCENT	RESULTS
Chris Boswell	3-3	100.0	43G, 25G, 42G
TOTAL	3-3	100.0	

Team Statistics

First Downs	19	17
3rd-Down Eff. (Made/Att/Pct)	5/14/36%	6/15/40%
4th-Down Eff. (Made/Att/Pct)	0/2/0%	0/0/0%
Total Net Yards	335	289
Total Plays	67	65
Yards Per Play	5.0	4.4
Rushes/Net Yards	25/125	30/87
Net Passing	210	202
Pass Attempts/Completions	38/22	32/18
Had Intercepted	1	0
Sacked/Yards Lost	4/26	3/22
Punts/Average	5/30.8	6/42.8
Penalties/Yards	2/20	3/30
Fumbles/Lost	4/2	1/1
Possession Time	30:14	29:46

Ravens Steelers



WEEK 7
Pittsburgh Steelers 24, Los Angeles Rams 17
 73,471 🏟️ SoFi Stadium 🏟️ Oct 22, 2023



Pittsburgh Steelers	0	3	7	14	—	24
Los Angeles Rams	0	9	8	0	—	17

SCORING DRIVES

TEAM	QTR	TIME	SCORING PLAY	PIT	LAR
Steelers	2	14:51	C.Boswell 53 yd. Field Goal (8-22, 3:44)	3	0
Rams	2	05:56	B.Maher 41 yd. Field Goal (8-38, 4:11)	3	3
Rams	2	00:17	T.Atwell 31 yd. pass from M.Stafford (kick failed, wl) (8-88, 3:29)	3	9
Steelers	3	13:19	K.Pickett 1 yd. run (C.Boswell kick) (3-7, 1:25)	10	9
Rams	3	08:57	D.Henderson 1 yd. run (M.Stafford-C.Kupp pass) (9-75, 4:22)	10	17
Steelers	4	13:49	J.Warren 13 yd. run (C.Boswell kick) (5-59, 2:33)	17	17
Steelers	4	07:20	N.Harris 3 yd. run (C.Boswell kick) (10-80, 5:16)	24	17

PITTSBURGH STEELERS

PASSING	ATT	CP	YDS	SK/YD	TD	LG	INT	RTG
Kenny Pickett	25	17	230	2/16	0	39	0	97.1
TOTAL	25	17	230	2/16	0	39	0	97.1

RUSHING	ATT	YDS	AVG	LG	TD
Najee Harris	14	53	3.8	10	1
Jaylen Warren	6	32	5.3	13t	1
Calvin Austin III	1	1	1.0	1	0
Kenny Pickett	8	0	0.0	2	1
TOTAL	29	86	3.0	13T	3

RECEIVING	NO	YDS	AVG	LG	TD
George Pickens	5	107	21.4	31	0
Diontae Johnson	5	79	15.8	39	0
Najee Harris	3	15	5.0	8	0
Connor Heyward	2	23	11.5	12	0
Allen Robinson II	1	7	7.0	7	0
Jaylen Warren	1	-1	-1.0	-1	0
TOTAL	17	230	13.5	39	0

TOP DEFENSE	TOT	SOLO	AST	SCK	YDS	INT
Minkah Fitzpatrick	11	6	5	0.0	0.0	0
Cole Holcomb	8	3	5	0.0	0.0	0
Damontae Kazee	7	4	3	0.0	0.0	0

FIELD GOALS	FGM/FGA	PERCENT	RESULTS
Chris Boswell	1-1	100.0	53G
TOTAL	1-1	100.0	

LOS ANGELES RAMS

PASSING	ATT	CP	YDS	SK/YD	TD	LG	INT	RTG
Matthew Stafford	29	14	231	2/12	1	36	1	72.6
TOTAL	29	14	231	2/12	1	36	1	72.6

RUSHING	ATT	YDS	AVG	LG	TD
Royce Freeman	12	66	5.5	15	0
Darrell Henderson Jr.	18	61	3.4	16	1
Matthew Stafford	1	8	8.0	8	0
TOTAL	31	135	4.4	16	1

RECEIVING	NO	YDS	AVG	LG	TD
Puka Nacua	8	154	19.3	36	0
Cooper Kupp	2	29	14.5	24	0
Tutu Atwell	1	31	31.0	31t	1
Tyler Higbee	1	7	7.0	7	0
Darrell Henderson Jr.	1	5	5.0	5	0
Brycen Hopkins	1	5	5.0	5	0
TOTAL	14	231	16.5	36	1

TOP DEFENSE	TOT	SOLO	AST	SCK	YDS	INT
Michael Hoecht	7	4	3	2.0	16.0	0
Quentin Lake	6	4	2	0.0	0.0	0
Russ Yeast	6	2	4	0.0	0.0	0

FIELD GOALS	FGM/FGA	PERCENT	RESULTS
Brett Maher	1-3	33.3	53LU, 41G, 51WL
TOTAL	1-3	33.0	

Team Statistics

Steelers Rams

First Downs	17	19
3rd-Down Eff. (Made/Att/Pct)	4/12/33%	9/16/56%
4th-Down Eff. (Made/Att/Pct)	1/1/100%	0/0/0%
Total Net Yards	300	354
Total Plays	56	62
Yards Per Play	5.4	5.7
Rushes/Net Yards	29/86	31/135
Net Passing	214	219
Pass Attempts/Completions	25/17	29/14
Had Intercepted	0	1
Sacked/Yards Lost	2/16	2/12
Punts/Average	5/43.6	4/52.0
Penalties/Yards	8/76	5/40
Fumbles/Lost	1/0	0/0
Possession Time	28:14	31:46



20

WEEK 8

Jacksonville Jaguars 20, Pittsburgh Steelers 10
67,225 🏟️ Acrisure Stadium 🏟️ Oct 29, 2023



10

Jacksonville Jaguars	6	3	8	3	—	20
Pittsburgh Steelers	0	3	7	0	—	10

SCORING DRIVES

TEAM	QTR	TIME	SCORING PLAY	JAX	PIT
Jaguars	1	10:47	B.McManus 50 yd. Field Goal (6-21, 3:16)	3	0
Jaguars	1	05:54	B.McManus 51 yd. Field Goal (7-36, 3:29)	6	0
Steelers	2	03:59	C.Boswell 22 yd. Field Goal (12-93, 6:16)	6	3
Jaguars	2	01:04	B.McManus 38 yd. Field Goal (9-43, 2:55)	9	3
Jaguars	3	05:05	T.Etienne 56 yd. pass from T.Lawrence (T.Etienne run) (2-56, 0:13)	17	3
Steelers	3	00:53	G.Pickens 22 yd. pass from M.Trubisky (C.Boswell kick) (8-75, 4:12)	17	10
Jaguars	4	04:35	B.McManus 37 yd. Field Goal (7-40, 4:45)	20	10

JACKSONVILLE JAGUARS

PASSING	ATT	CP	YDS	SK/YD	TD	LG	INT	RTG
Trevor Lawrence	32	24	292	3/21	1	56T	1	100.0
TOTAL	32	24	292	3/21	1	56T	1	100.0

RUSHING	ATT	YDS	AVG	LG	TD
Travis Etienne Jr.	24	79	3.3	13	0
Trevor Lawrence	1	10	10.0	10	0
Tank Bigsby	3	9	3.0	9	0
D'Ernest Johnson	2	8	4.0	4	0
TOTAL	30	106	3.5	13	0

RECEIVING	NO	YDS	AVG	LG	TD
Evan Engram	10	88	8.8	34	0
Calvin Ridley	6	83	13.8	27	0
Christian Kirk	4	46	11.5	29	0
Travis Etienne Jr.	3	70	23.3	56T	1
Luke Farrell	1	5	5.0	5	0
TOTAL	24	292	12.2	56T	1

TOP DEFENSE	TOT	SOLO	AST	SCK	YDS	INT
Foyesade Oluokun	11	9	2	0.0	0.0	0
Devin Lloyd	9	7	2	0.0	0.0	0
Andrew Wingard	6	5	1	0.0	0.0	1

FIELD GOALS	FGM/FGA	PERCENT	RESULTS
Brandon McManus	4-4	100.0	50G, 51G, 38G, 37G
TOTAL	4-4	100.0	

PITTSBURGH STEELERS

PASSING	ATT	CP	YDS	SK/YD	TD	LG	INT	RTG
Mitch Trubisky	27	15	138	2/15	1	22t	2	51.2
Kenny Pickett	16	10	73	1/5	0	16	0	73.2
TOTAL	43	25	211	3/20	1	22T	2	59.4

RUSHING	ATT	YDS	AVG	LG	TD
Jaylen Warren	5	19	3.8	8	0
Mitch Trubisky	3	18	6.0	8	0
Najee Harris	7	13	1.9	3	0
Calvin Austin III	2	10	5.0	10	0
Kenny Pickett	1	10	10.0	10	0
TOTAL	18	70	3.9	10	0

RECEIVING	NO	YDS	AVG	LG	TD
Diontae Johnson	8	85	10.6	16	0
Najee Harris	5	42	8.4	13	0
Connor Heyward	5	24	4.8	9	0
Jaylen Warren	4	19	4.8	11	0
Calvin Austin III	2	19	9.5	12	0
George Pickens	1	22	22.0	22t	1
TOTAL	25	211	8.4	22T	1

TOP DEFENSE	TOT	SOLO	AST	SCK	YDS	INT
Cole Holcomb	10	6	4	0.0	0.0	0
Keanu Neal	7	7	0	0.0	0.0	0
Damontae Kazee	5	5	0	0.0	0.0	1

FIELD GOALS	FGM/FGA	PERCENT	RESULTS
Chris Boswell	1-2	50.0	22G, 61WR
TOTAL	1-2	50.0	

Team Statistics

	Jaguars	Steelers
First Downs	20	17
3rd-Down Eff. (Made/Att/Pct)	6/13/46%	3/12/25%
4th-Down Eff. (Made/Att/Pct)	0/0/0%	0/2/0%
Total Net Yards	377	261
Total Plays	65	64
Yards Per Play	5.8	4.1
Rushes/Net Yards	30/106	18/70
Net Passing	271	191
Pass Attempts/Completions	32/24	43/25
Had Intercepted	1	2
Sacked/Yards Lost	3/21	3/20
Punts/Average	3/43.7	6/42.8
Penalties/Yards	6/72	6/52
Fumbles/Lost	2/2	2/0
Possession Time	34:16	25:44

Jaguars Steelers



16

WEEK 9

Tennessee Titans 16, Pittsburgh Steelers 20
65,969 🏟️ Acrisure Stadium 🏟️ Nov 2, 2023



20

Tennessee Titans	3	10	3	0	—	16
Pittsburgh Steelers	7	3	3	7	—	20

SCORING DRIVES

TEAM	QTR	TIME	SCORING PLAY	TEN	PIT
Steelers	1	10:11	N.Harris 10 yd. run (C.Boswell kick) (10-78, 4:49)	0	7
Titans	1	02:48	N.Folk 36 yd. Field Goal (14-72, 7:23)	3	7
Titans	2	06:35	D.Henry 2 yd. run (N.Folk kick) (11-73, 6:26)	10	7
Steelers	2	01:16	C.Boswell 29 yd. Field Goal (10-65, 5:19)	10	10
Titans	2	00:00	N.Folk 36 yd. Field Goal (8-57, 1:16)	13	10
Steelers	3	05:41	C.Boswell 30 yd. Field Goal (15-75, 8:17)	13	13
Titans	3	00:19	N.Folk 48 yd. Field Goal (9-45, 5:22)	16	13
Steelers	4	04:02	D.Johnson 3 yd. pass from K.Pickett (C.Boswell kick) (11-92, 5:11)	16	20

TENNESSEE TITANS

PASSING	ATT	CP	YDS	SK/YD	TD	LG	INT	RTG
Will Levis	39	22	262	4/27	0	29	1	66.4
TOTAL	39	22	262	4/27	0	29	1	66.4

RUSHING	ATT	YDS	AVG	LG	TD
Derrick Henry	17	75	4.4	15	1
Tyjae Spears	5	18	3.6	8	0
Treyton Burks	1	5	5.0	5	0
DeAndre Hopkins	1	5	5.0	5	0
Will Levis	1	2	2.0	2	0
TOTAL	25	105	4.2	15	1

RECEIVING	NO	YDS	AVG	LG	TD
Kyle Philips	4	68	17.0	24	0
DeAndre Hopkins	4	60	15.0	29	0
Tyjae Spears	4	4	1.0	8	0
Chig Okonkwo	3	28	9.3	12	0
Derrick Henry	3	27	9.0	23	0
Treyton Burks	2	23	11.5	21	0
Chris Moore	1	29	29.0	29	0
Nick Westbrook-Ikhine	1	23	23.0	23	0
TOTAL	22	262	11.9	29	0

TOP DEFENSE	TOT	SOLO	AST	SCK	YDS	INT
Azeez Al-Shaair	10	2	8	0.0	0.0	0
Amani Hooker	7	6	1	0.0	0.0	0
Jeffery Simmons	7	4	3	0.0	0.0	0

FIELD GOALS	FGM/FGA	PERCENT	RESULTS
Nick Folk	3-3	100.0	36G, 36G, 48G
TOTAL	3-3	100.0	

PITTSBURGH STEELERS

PASSING	ATT	CP	YDS	SK/YD	TD	LG	INT	RTG
Kenny Pickett	30	19	160	0/0	1	32	0	88.2
TOTAL	30	19	160	0/0	1	32	0	88.2

RUSHING	ATT	YDS	AVG	LG	TD
Jaylen Warren	11	88	8.0	22	0
Najee Harris	16	69	4.3	25	1
Calvin Austin III	2	10	5.0	8	0
Kenny Pickett	1	-1	-1.0	-1	0
TOTAL	30	166	5.5	25	1

RECEIVING	NO	YDS	AVG	LG	TD
Diontae Johnson	7	90	12.9	32	1
Jaylen Warren	3	25	8.3	9	0
Connor Heyward	2	16	8.0	11	0
Najee Harris	2	7	3.5	4	0
George Pickens	2	-1	-0.5	2	0
Allen Robinson II	1	10	10.0	10	0
Darnell Washington	1	7	7.0	7	0
Miles Boykin	1	6	6.0	6	0
TOTAL	19	160	8.4	32	1

TOP DEFENSE	TOT	SOLO	AST	SCK	YDS	INT
Elandon Roberts	9	4	5	0.0	0.0	0
Keanu Neal	7	3	4	0.0	0.0	0
Cameron Heyward	6	4	2	0.0	0.0	0

FIELD GOALS	FGM/FGA	PERCENT	RESULTS
Chris Boswell	2-2	100.0	29G, 30G
TOTAL	2-2	100.0	

Team Statistics

First Downs	23	22
3rd-Down Eff. (Made/Att/Pct)	3/13/23%	6/12/50%
4th-Down Eff. (Made/Att/Pct)	1/2/50%	0/0/0%
Total Net Yards	340	326
Total Plays	68	60
Yards Per Play	5.0	5.4
Rushes/Net Yards	25/105	30/166
Net Passing	235	160
Pass Attempts/Completions	39/22	30/19
Had Intercepted	1	0
Sacked/Yards Lost	4/27	0/0
Punts/Average	3/57.0	4/50.0
Penalties/Yards	7/51	10/80
Fumbles/Lost	0/0	0/0
Possession Time	31:09	28:51

Titans Steelers



19

WEEK 10

Green Bay Packers 19, Pittsburgh Steelers 23
67,617 🌞 Acrisure Stadium 🌞 Nov 12, 2023



23

Green Bay Packers	7	6	6	0	—	19
Pittsburgh Steelers	7	10	3	3	—	23

SCORING DRIVES

TEAM	QTR	TIME	SCORING PLAY	GB	PIT
Steelers	1	10:01	N.Harris 4 yd. run (C.Boswell kick) (9-75, 4:59)	0	7
Packers	1	04:42	R.Doubs 8 yd. pass from J.Love (A.Carlson kick) (10-69, 5:19)	7	7
Steelers	2	14:12	J.Warren 16 yd. run (C.Boswell kick) (11-60, 5:30)	7	14
Steelers	2	08:08	C.Boswell 42 yd. Field Goal (8-30, 4:58)	7	17
Packers	2	04:14	J.Reed 35 yd. pass from J.Love (kick blocked) (7-87, 3:54)	13	17
Packers	3	09:08	A.Carlson 31 yd. Field Goal (11-31, 5:52)	16	17
Packers	3	03:04	A.Carlson 28 yd. Field Goal (9-68, 4:06)	19	17
Steelers	3	01:05	C.Boswell 49 yd. Field Goal (5-35, 1:59)	19	20
Steelers	4	05:14	C.Boswell 35 yd. Field Goal (8-49, 4:10)	19	23

GREEN BAY PACKERS

PASSING	ATT	CP	YDS	SK/YD	TD	LG	INT	RTG
Jordan Love	40	21	289	1/6	2	46	2	71.8
TOTAL	40	21	289	1/6	2	46	2	71.8

RUSHING	ATT	YDS	AVG	LG	TD
AJ Dillon	9	70	7.8	40	0
Aaron Jones	13	35	2.7	9	0
Jordan Love	2	11	5.5	8	0
TOTAL	24	116	4.8	40	0

RECEIVING	NO	YDS	AVG	LG	TD
Jayden Reed	5	84	16.8	46	1
Aaron Jones	4	19	4.8	12	0
Dontayvion Wicks	3	51	17.0	32	0
Romeo Doubs	3	31	10.3	20	1
Luke Musgrave	2	64	32.0	36	0
Christian Watson	2	23	11.5	14	0
AJ Dillon	1	11	11.0	11	0
Tucker Kraft	1	6	6.0	6	0
TOTAL	21	289	13.8	46	2

TOP DEFENSE	TOT	SOLO	AST	SCK	YDS	INT
Rudy Ford	10	7	3	0.0	0.0	0
Isaiah McDuffie	10	7	3	0.0	0.0	0
Jonathan Owens	8	7	1	0.0	0.0	0

FIELD GOALS	FGM/FGA	PERCENT	RESULTS
Anders Carlson	2-2	100.0	31G, 28G
TOTAL	2-2	100.0	

PITTSBURGH STEELERS

PASSING	ATT	CP	YDS	SK/YD	TD	LG	INT	RTG
Kenny Pickett	23	14	126	1/7	0	28	0	75.6
TOTAL	23	14	126	1/7	0	28	0	75.6

RUSHING	ATT	YDS	AVG	LG	TD
Jaylen Warren	15	101	6.7	20	1
Najee Harris	16	82	5.1	24	1
Kenny Pickett	4	16	4.0	11	0
Calvin Austin III	1	6	6.0	6	0
TOTAL	36	205	5.7	24	2

RECEIVING	NO	YDS	AVG	LG	TD
George Pickens	3	45	15.0	28	0
Connor Heyward	3	32	10.7	13	0
Najee Harris	3	14	4.7	8	0
Jaylen Warren	2	9	4.5	6	0
Diontae Johnson	1	17	17.0	17	0
Darnell Washington	1	6	6.0	6	0
Calvin Austin III	1	3	3.0	3	0
TOTAL	14	126	9.0	28	0

TOP DEFENSE	TOT	SOLO	AST	SCK	YDS	INT
T.J. Watt	8	7	1	1.0	6.0	0
Elandon Roberts	8	6	2	0.0	0.0	0
Keanu Neal	8	4	4	0.0	0.0	1

FIELD GOALS	FGM/FGA	PERCENT	RESULTS
Chris Boswell	3-3	100.0	42G, 49G, 35G
TOTAL	3-3	100.0	

Team Statistics

First Downs	17	21
3rd-Down Eff. (Made/Att/Pct)	8/16/50%	4/13/31%
4th-Down Eff. (Made/Att/Pct)	2/2/100%	1/1/100%
Total Net Yards	399	324
Total Plays	65	60
Yards Per Play	6.1	5.4
Rushes/Net Yards	24/116	36/205
Net Passing	283	119
Pass Attempts/Completions	40/21	23/14
Had Intercepted	2	0
Sacked/Yards Lost	1/6	1/7
Punts/Average	4/44.8	5/44.8
Penalties/Yards	5/32	3/27
Fumbles/Lost	2/0	0/0
Possession Time	29:27	30:33

Packers Steelers



10

WEEK 11

Pittsburgh Steelers 10, Cleveland Browns 13
67,919 🌟 Cleveland Browns Stadium 🌟 Nov 19, 2023



13

Pittsburgh Steelers	0	0	7	3	—	10
Cleveland Browns	7	3	0	3	—	13

SCORING DRIVES

TEAM	QTR	TIME	SCORING PLAY	PIT	CLE
Browns	1	04:35	J.Ford 1 yd. run (D.Hopkins kick) (7-50, 3:49)	0	7
Browns	2	00:05	D.Hopkins 25 yd. Field Goal (17-77, 5:24)	0	10
Steelers	3	14:10	J.Warren 74 yd. run (C.Boswell kick) (2-75, 0:50)	7	10
Steelers	4	07:40	C.Boswell 28 yd. Field Goal (13-62, 7:10)	10	10
Browns	4	00:02	D.Hopkins 34 yd. Field Goal (8-48, 1:16)	10	13

PITTSBURGH STEELERS

PASSING	ATT	CP	YDS	SK/YD	TD	LG	INT	RTG
Kenny Pickett	28	15	106	3/29	0	14	0	62.5
TOTAL	28	15	106	3/29	0	14	0	62.5

RUSHING	ATT	YDS	AVG	LG	TD
Jaylen Warren	9	129	14.3	74t	1
Najee Harris	12	35	2.9	17	0
Kenny Pickett	4	9	2.3	5	0
George Pickens	1	-1	-1.0	-1	0
TOTAL	26	172	6.6	74T	1

RECEIVING	NO	YDS	AVG	LG	TD
George Pickens	4	38	9.5	14	0
Allen Robinson II	3	20	6.7	11	0
Jaylen Warren	3	16	5.3	14	0
Diontae Johnson	2	16	8.0	7	0
Darnell Washington	1	8	8.0	8	0
Pat Freiermuth	1	7	7.0	7	0
Najee Harris	1	1	1.0	1	0
TOTAL	15	106	7.1	14	0

TOP DEFENSE	TOT	SOLO	AST	SCK	YDS	INT
Elandon Roberts	15	11	4	0.0	0.0	0
Joey Porter Jr.	6	5	1	0.0	0.0	0
Trenton Thompson	6	5	1	0.0	0.0	0

FIELD GOALS	FGM/FGA	PERCENT	RESULTS
Chris Boswell	1-1	100.0	28G
TOTAL	1-1	100.0	

CLEVELAND BROWNS

PASSING	ATT	CP	YDS	SK/YD	TD	LG	INT	RTG
Dorian Thompson-Robinson	43	24	165	1/2	0	18	1	54.9
TOTAL	43	24	165	1/2	0	18	1	54.9

RUSHING	ATT	YDS	AVG	LG	TD
Kareem Hunt	12	36	3.0	16	0
Jerome Ford	12	31	2.6	13	1
Dorian Thompson-Robinson	3	20	6.7	9	0
Cedric Tillman	1	8	8.0	8	0
Pierre Strong Jr.	1	1	1.0	1	0
TOTAL	29	96	3.3	16	1

RECEIVING	NO	YDS	AVG	LG	TD
David Njoku	7	56	8.0	18	0
Elijah Moore	6	60	10.0	15	0
Amari Cooper	4	34	8.5	11	0
Kareem Hunt	3	1	0.3	5	0
Jerome Ford	2	8	4.0	5	0
Pierre Strong Jr.	1	4	4.0	4	0
Cedric Tillman	1	2	2.0	2	0
TOTAL	24	165	6.9	18	0

TOP DEFENSE	TOT	SOLO	AST	SCK	YDS	INT
Jeremiah Owusu-Koramoah	7	6	1	0.0	0.0	0
Grant Delpit	6	6	0	0.0	0.0	0
Ogbo Okoronkwo	5	4	1	1.0	11.0	0

FIELD GOALS	FGM/FGA	PERCENT	RESULTS
Dustin Hopkins	2-2	100.0	25G, 34G
TOTAL	2-2	100.0	

Team Statistics

Steelers Browns

First Downs	12	20
3rd-Down Eff. (Made/Att/Pct)	3/14/21%	4/17/24%
4th-Down Eff. (Made/Att/Pct)	1/1/100%	1/1/100%
Total Net Yards	249	259
Total Plays	57	73
Yards Per Play	4.4	3.5
Rushes/Net Yards	26/172	29/96
Net Passing	77	163
Pass Attempts/Completions	28/15	43/24
Had Intercepted	0	1
Sacked/Yards Lost	3/29	1/2
Punts/Average	9/39.4	8/47.5
Penalties/Yards	6/46	1/10
Fumbles/Lost	0/0	0/0
Possession Time	28:33	31:27



16

WEEK 12
Pittsburgh Steelers 16, Cincinnati Bengals 10
 65,090 🏠 Paycor Stadium 🏠 Nov 26, 2023



10

Pittsburgh Steelers	0	3	7	6	—	16
Cincinnati Bengals	0	7	0	3	—	10

SCORING DRIVES

TEAM	QTR	TIME	SCORING PLAY	PIT	CIN
Steelers	2	12:39	C.Boswell 41 yd. Field Goal (8-66, 3:44)	3	0
Bengals	2	10:30	D.Sample 11 yd. pass from J.Browning (E.McPherson kick) (4-53, 2:09)	3	7
Steelers	3	01:34	N.Harris 5 yd. run (C.Boswell kick) (14-79, 7:50)	10	7
Steelers	4	08:03	C.Boswell 34 yd. Field Goal (10-62, 5:07)	13	7
Steelers	4	02:51	C.Boswell 33 yd. Field Goal (7-52, 3:07)	16	7
Bengals	4	02:04	E.McPherson 47 yd. Field Goal (5-47, 0:47)	16	10

PITTSBURGH STEELERS

PASSING	ATT	CP	YDS	SK/YD	TD	LG	INT	RTG
Kenny Pickett	33	24	278	2/10	0	43	0	97.8
TOTAL	33	24	278	2/10	0	43	0	97.8

RUSHING	ATT	YDS	AVG	LG	TD
Najee Harris	15	99	6.6	22	1
Jaylen Warren	13	49	3.8	9	0
Kenny Pickett	5	5	1.0	5	0
TOTAL	33	153	4.6	22	1

RECEIVING	NO	YDS	AVG	LG	TD
Pat Freiermuth	9	120	13.3	29	0
Diontae Johnson	4	50	12.5	39	0
George Pickens	3	58	19.3	43	0
Jaylen Warren	3	13	4.3	15	0
Connor Heyward	2	11	5.5	10	0
Allen Robinson II	1	11	11.0	11	0
Darnell Washington	1	10	10.0	10	0
Calvin Austin III	1	5	5.0	5	0
TOTAL	24	278	11.6	43	0

TOP DEFENSE	TOT	SOLO	AST	SCK	YDS	INT
Elandon Roberts	6	4	2	0.0	0.0	0
Trenton Thompson	5	5	0	0.0	0.0	1
T.J. Watt	5	5	0	2.0	15.0	0

FIELD GOALS	FGM/FGA	PERCENT	RESULTS
Chris Boswell	3-3	100.0	41G, 34G, 33G
TOTAL	3-3	100.0	

CINCINNATI BENGALS

PASSING	ATT	CP	YDS	SK/YD	TD	LG	INT	RTG
Jake Browning	26	19	227	4/30	1	39	1	96.2
TOTAL	26	19	227	4/30	1	39	1	96.2

RUSHING	ATT	YDS	AVG	LG	TD
Joe Mixon	8	16	2.0	4	0
Jake Browning	3	9	3.0	6	0
TOTAL	11	25	2.3	6	0

RECEIVING	NO	YDS	AVG	LG	TD
Ja'Marr Chase	4	81	20.3	31	0
Tanner Hudson	4	18	4.5	6	0
Tyler Boyd	3	23	7.7	10	0
Joe Mixon	2	44	22.0	39	0
Irv Smith Jr.	2	8	4.0	6	0
Trenton Irvin	1	25	25.0	25	0
Andrei Iosivas	1	16	16.0	16	0
Drew Sample	1	11	11.0	11t	1
Mitchell Wilcox	1	1	1.0	1	0
TOTAL	19	227	11.9	39	1

TOP DEFENSE	TOT	SOLO	AST	SCK	YDS	INT
Logan Wilson	10	6	4	0.0	0.0	0
Mike Hilton	8	8	0	0.0	0.0	0
Jordan Battle	8	3	5	0.0	0.0	0

FIELD GOALS	FGM/FGA	PERCENT	RESULTS
Evan McPherson	1-1	100.0	47G
TOTAL	1-1	100.0	

Team Statistics

First Downs	22	10
3rd-Down Eff. (Made/Att/Pct)	8/17/47%	2/10/20%
4th-Down Eff. (Made/Att/Pct)	0/0/0%	0/0/0%
Total Net Yards	421	222
Total Plays	68	41
Yards Per Play	6.2	5.4
Rushes/Net Yards	33/153	11/25
Net Passing	268	197
Pass Attempts/Completions	33/24	26/19
Had Intercepted	0	1
Sacked/Yards Lost	2/10	4/30
Punts/Average	4/43.0	6/41.8
Penalties/Yards	5/55	5/36
Fumbles/Lost	1/1	1/0
Possession Time	37:17	22:43

Steelers Bengals



24

WEEK 13
 Arizona Cardinals 24, Pittsburgh Steelers 10
 66,436 🏟️ Acrisure Stadium 🏟️ Dec 3, 2023



10

Arizona Cardinals	3	7	7	7	—	24
Pittsburgh Steelers	3	0	0	7	—	10

SCORING DRIVES

TEAM	QTR	TIME	SCORING PLAY	ARI	PIT
Steelers	1	12:01	C.Boswell 29 yd. Field Goal (7-65, 2:59)	0	3
Cardinals	1	05:44	M.Prater 51 yd. Field Goal (7-32, 3:32)	3	3
Cardinals	2	00:15	T.McBride 5 yd. pass from K.Murray (M.Prater kick) (15-99, 4:36)	10	3
Cardinals	3	07:18	J.Conner 1 yd. run (M.Prater kick) (7-21, 3:11)	17	3
Cardinals	4	08:28	J.Conner 9 yd. run (M.Prater kick) (4-33, 2:08)	24	3
Steelers	4	04:25	D.Johnson 2 yd. pass from M.Trubisky (C.Boswell kick) (10-75, 4:03)	24	10

ARIZONA CARDINALS

PASSING	ATT	CP	YDS	SK/YD	TD	LG	INT	RTG
Kyler Murray	23	13	145	2/13	1	21	0	89.9
TOTAL	23	13	145	2/13	1	21	0	89.9

RUSHING	ATT	YDS	AVG	LG	TD
James Conner	25	105	4.2	29	2
Michael Carter	4	25	6.3	19	0
Kyler Murray	9	20	2.2	9	0
TOTAL	38	150	3.9	29	2

RECEIVING	NO	YDS	AVG	LG	TD
Trey McBride	8	89	11.1	17	1
Geoff Swaim	2	10	5.0	9	0
Elijah Higgins	1	21	21.0	21	0
Greg Dortch	1	19	19.0	19	0
Rondale Moore	1	6	6.0	6	0
TOTAL	13	145	11.2	21	1

TOP DEFENSE	TOT	SOLO	AST	SCK	YDS	INT
Josh Woods	12	5	7	0.0	0.0	0
Budda Baker	8	6	2	0.0	0.0	0
Jalen Thompson	7	4	3	0.0	0.0	0

FIELD GOALS	FGM/FGA	PERCENT	RESULTS
Matt Prater	1-1	100.0	51G
TOTAL	1-1	100.0	

PITTSBURGH STEELERS

PASSING	ATT	CP	YDS	SK/YD	TD	LG	INT	RTG
Mitch Trubisky	17	11	117	0/0	1	26	0	104.3
Kenny Pickett	10	7	70	0/0	0	38	0	89.6
TOTAL	27	18	187	0/0	1	38	0	98.8

RUSHING	ATT	YDS	AVG	LG	TD
Najee Harris	16	63	3.9	11	0
Jaylen Warren	9	59	6.6	18	0
Mitch Trubisky	3	5	1.7	6	0
Kenny Pickett	3	3	1.0	2	0
TOTAL	31	130	4.2	18	0

RECEIVING	NO	YDS	AVG	LG	TD
George Pickens	4	86	21.5	38	0
Diontae Johnson	4	33	8.3	26	1
Pat Freiermuth	3	29	9.7	12	0
Allen Robinson II	3	19	6.3	8	0
Najee Harris	2	14	7.0	10	0
Calvin Austin III	1	10	10.0	10	0
Jaylen Warren	1	-4	-4.0	-4	0
TOTAL	18	187	10.4	38	1

TOP DEFENSE	TOT	SOLO	AST	SCK	YDS	INT
Mykal Walker	10	7	3	0.0	0.0	0
Alex Highsmith	8	5	3	1.5	10.0	0
Mark Robinson	7	4	3	0.0	0.0	0

FIELD GOALS	FGM/FGA	PERCENT	RESULTS
Chris Boswell	1-2	50.0	29G, 45WR
TOTAL	1-2	50.0	

Team Statistics

First Downs	18	18
3rd-Down Eff. (Made/Att/Pct)	10/17/59%	4/11/36%
4th-Down Eff. (Made/Att/Pct)	0/0/0%	0/1/0%
Total Net Yards	282	317
Total Plays	63	58
Yards Per Play	4.5	5.5
Rushes/Net Yards	38/150	31/130
Net Passing	132	187
Pass Attempts/Completions	23/13	27/18
Had Intercepted	0	0
Sacked/Yards Lost	2/13	0/0
Punts/Average	5/50.4	4/44.8
Penalties/Yards	6/51	9/77
Fumbles/Lost	2/0	2/1
Possession Time	29:17	30:43

Cardinals Steelers



21

WEEK 14
 New England Patriots 21, Pittsburgh Steelers 18
 66,376 🏟️ Acrisure Stadium 🏟️ Dec 7, 2023



18

New England Patriots	7	14	0	0	—	21
Pittsburgh Steelers	3	7	0	8	—	18

SCORING DRIVES

TEAM	QTR	TIME	SCORING PLAY	NE	PIT
Patriots	1	11:12	E.Elliott 11 yd. pass from B.Zappe (C.Ryland kick) (8-75, 3:48)	7	0
Steelers	1	06:39	C.Boswell 56 yd. Field Goal (7-31, 4:33)	7	3
Patriots	2	14:14	H.Henry 8 yd. pass from B.Zappe (C.Ryland kick) (2-11, 0:33)	14	3
Patriots	2	07:38	H.Henry 24 yd. pass from B.Zappe (C.Ryland kick) (4-59, 2:10)	21	3
Steelers	2	02:50	D.Johnson 25 yd. pass from M.Trubisky (C.Boswell kick) (8-75, 4:48)	21	10
Steelers	4	11:44	M.Trubisky 1 yd. run (M.Trubisky-P.Freiermuth pass) (4-26, 1:39)	21	18

NEW ENGLAND PATRIOTS

PASSING	ATT	CP	YDS	SK/YD	TD	LG	INT	RTG
Bailey Zappe	28	19	240	2/18	3	37	1	115.2
TOTAL	28	19	240	2/18	3	37	1	115.2

RUSHING	ATT	YDS	AVG	LG	TD
Ezekiel Elliott	22	68	3.1	12	0
Bailey Zappe	3	13	4.3	11	0
TOTAL	25	81	3.2	12	0

RECEIVING	NO	YDS	AVG	LG	TD
Ezekiel Elliott	7	72	10.3	16	1
JuJu Smith-Schuster	4	90	22.5	37	0
Hunter Henry	3	40	13.3	24t	2
Tyquan Thornton	3	17	5.7	11	0
Ty Montgomery II	1	17	17.0	17	0
Pharaoh Brown	1	4	4.0	4	0
TOTAL	19	240	12.6	37	3

TOP DEFENSE	TOT	SOLO	AST	SCK	YDS	INT
Jahlani Tavai	14	8	6	0.0	0.0	0
Kyle Dugger	7	4	3	0.5	3.5	0
Jalen Mills	7	4	3	0.0	0.0	0

FIELD GOALS	FGM/FGA	PERCENT	RESULTS
No Field Goals			

PITTSBURGH STEELERS

PASSING	ATT	CP	YDS	SK/YD	TD	LG	INT	RTG
Mitch Trubisky	35	22	190	2/8	1	25t	1	74.7
Connor Heyward	1	0	0	0/0	0	0	0	39.6
TOTAL	36	22	190	2/8	1	25T	1	72.7

RUSHING	ATT	YDS	AVG	LG	TD
Mitch Trubisky	8	30	3.8	15	1
Najee Harris	12	29	2.4	7	0
Calvin Austin III	1	12	12.0	12	0
Jaylen Warren	7	11	1.6	7	0
TOTAL	28	82	2.9	15	1

RECEIVING	NO	YDS	AVG	LG	TD
George Pickens	5	19	3.8	7	0
Jaylen Warren	4	29	7.3	12	0
Diontae Johnson	3	57	19.0	25t	1
Najee Harris	3	19	6.3	14	0
Pat Freiermuth	3	18	6.0	7	0
Connor Heyward	2	15	7.5	10	0
Allen Robinson II	1	21	21.0	21	0
Darnell Washington	1	12	12.0	12	0
TOTAL	22	190	8.6	25T	1

TOP DEFENSE	TOT	SOLO	AST	SCK	YDS	INT
Cameron Heyward	6	5	1	1.0	8.0	0
Nick Herbig	6	4	2	0.0	0.0	0
Elandon Roberts	6	2	4	1.0	10.0	0

FIELD GOALS	FGM/FGA	PERCENT	RESULTS
Chris Boswell	1-1	100.0	56G
TOTAL	1-1	100.0	

Team Statistics

First Downs	14	18
3rd-Down Eff. (Made/Att/Pct)	4/13/31%	3/14/21%
4th-Down Eff. (Made/Att/Pct)	0/0/0%	1/3/33%
Total Net Yards	303	264
Total Plays	55	66
Yards Per Play	5.5	4.0
Rushes/Net Yards	25/81	28/82
Net Passing	222	182
Pass Attempts/Completions	28/19	36/22
Had Intercepted	1	1
Sacked/Yards Lost	2/18	2/8
Punts/Average	9/43.9	6/44.5
Penalties/Yards	7/59	1/5
Fumbles/Lost	0/0	1/0
Possession Time	27:41	32:19

Patriots Steelers



WEEK 15
Pittsburgh Steelers 13, Indianapolis Colts 30
 64,171 🌈 Lucas Oil Stadium 🌈 Dec 16, 2023



Pittsburgh Steelers	6	7	0	0	—	13
Indianapolis Colts	0	14	10	6	—	30

SCORING DRIVES

TEAM	QTR	TIME	SCORING PLAY	PIT	IND
Steelers	1	01:12	M.Trubisky 1 yd. run (kick failed, hru) (12:54, 6:18)	6	0
Steelers	2	14:07	D.Johnson 4 yd. pass from M.Trubisky (C.Boswell kick) (2-1, 0:46)	13	0
Colts	2	11:21	Z.Moss 16 yd. pass from G.Minshew (M.Gay kick) (7-75, 2:46)	13	7
Colts	2	00:22	D.Montgomery 14 yd. pass from G.Minshew (M.Gay kick) (3-74, 0:22)	13	14
Colts	3	13:16	M.Alie-Cox 18 yd. pass from G.Minshew (M.Gay kick) (1-18, 0:06)	13	21
Colts	3	09:02	M.Gay 29 yd. Field Goal (5-40, 2:10)	13	24
Colts	4	09:17	M.Gay 31 yd. Field Goal (15-70, 8:57)	13	27
Colts	4	00:48	M.Gay 42 yd. Field Goal (4-1, 0:54)	13	30

PITTSBURGH STEELERS

PASSING	ATT	CP	YDS	SK/YD	TD	LG	INT	RTG
Mitch Trubisky	23	16	169	3/19	1	25	2	68.9
Mason Rudolph	3	2	3	1/11	0	6	0	70.1
TOTAL	26	18	172	4/30	1	25	2	68.1

RUSHING	ATT	YDS	AVG	LG	TD
Jaylen Warren	10	40	4.0	11	0
Najee Harris	12	33	2.8	15	0
Mitch Trubisky	2	1	0.5	1t	1
TOTAL	24	74	3.1	15	1

RECEIVING	NO	YDS	AVG	LG	TD
Jaylen Warren	5	28	5.6	11	0
Diontae Johnson	4	62	15.5	25	1
George Pickens	3	47	15.7	17	0
Allen Robinson II	3	19	6.3	8	0
Pat Freiermuth	3	16	5.3	6	0
TOTAL	18	172	9.6	25	1

TOP DEFENSE	TOT	SOLO	AST	SCK	YDS	INT
Elandon Roberts	9	8	1	0.0	0.0	0
Trenton Thompson	6	5	1	0.0	0.0	0
Damontae Kazee	5	4	1	0.0	0.0	0

FIELD GOALS	FGM/FGA	PERCENT	RESULTS
No Field Goals			

INDIANAPOLIS COLTS

PASSING	ATT	CP	YDS	SK/YD	TD	LG	INT	RTG
Gardner Minshew II	28	18	215	3/13	3	42	0	123.4
TOTAL	28	18	215	3/13	3	42	0	123.4

RUSHING	ATT	YDS	AVG	LG	TD
Trey Sermon	17	88	5.2	19	0
Tyler Goodson	11	69	6.3	31	0
Zack Moss	4	13	3.3	5	0
Gardner Minshew II	2	0	0.0	1	0
TOTAL	34	170	5.0	31	0

RECEIVING	NO	YDS	AVG	LG	TD
Michael Pittman Jr.	4	78	19.5	42	0
Zack Moss	3	20	6.7	16t	1
Josh Downs	3	19	6.3	8	0
D.J. Montgomery	2	48	24.0	34	1
Mo Alie-Cox	2	21	10.5	18t	1
Tyler Goodson	2	10	5.0	7	0
Alec Pierce	1	13	13.0	13	0
Kylen Granson	1	6	6.0	6	0
TOTAL	18	215	11.9	42	3

TOP DEFENSE	TOT	SOLO	AST	SCK	YDS	INT
E.J. Speed	10	9	1	0.0	0.0	0
Zaire Franklin	5	2	3	0.0	0.0	0
DeForest Buckner	4	3	1	0.5	2.0	0

FIELD GOALS	FGM/FGA PERCENT	RESULTS
Matt Gay	3-5 60.0	56WL, 29G, 31G, 43RU, 42G
TOTAL	3-5 60.0	

Team Statistics

	Steelers	Colts
First Downs	13	19
3rd-Down Eff. (Made/Att/Pct)	4/12/33%	6/15/40%
4th-Down Eff. (Made/Att/Pct)	2/3/67%	1/2/50%
Total Net Yards	216	372
Total Plays	54	65
Yards Per Play	4.0	5.7
Rushes/Net Yards	24/74	34/170
Net Passing	142	202
Pass Attempts/Completions	26/18	28/18
Had Intercepted	2	0
Sacked/Yards Lost	4/30	3/13
Punts/Average	4/40.0	2/28.5
Penalties/Yards	8/101	2/10
Fumbles/Lost	1/1	0/0
Possession Time	26:40	33:20



11

WEEK 16

Cincinnati Bengals 11, Pittsburgh Steelers 34
66,646 🏟️ Acrisure Stadium 🏟️ Dec 23, 2023



34

Cincinnati Bengals	0	0	11	0	—	11
Pittsburgh Steelers	7	17	7	3	—	34

SCORING DRIVES

TEAM	QTR	TIME	SCORING PLAY	CIN	PIT
Steelers	1	10:45	G.Pickens 86 yd. pass from M.Rudolph (C.Boswell kick) (2-92, 0:52)	0	7
Steelers	2	14:21	C.Austin 7 yd. run (C.Boswell kick) (10-80, 5:40)	0	14
Steelers	2	07:06	N.Harris 3 yd. run (C.Boswell kick) (4-14, 1:35)	0	21
Steelers	2	00:00	C.Boswell 50 yd. Field Goal (12-64, 2:14)	0	24
Bengals	3	11:11	T.Higgins 80 yd. pass from J.Browning (J.Mixon pass) (1-80, 0:11)	8	24
Steelers	3	09:38	G.Pickens 66 yd. pass from M.Rudolph (C.Boswell kick) (3-75, 1:33)	8	31
Bengals	3	00:00	E.McPherson 35 yd. Field Goal (12-51, 5:08)	11	31
Steelers	4	06:57	C.Boswell 30 yd. Field Goal (9-31, 5:29)	11	34

CINCINNATI BENGALS

PASSING	ATT	CP	YDS	SK/YD	TD	LG	INT	RTG
Jake Browning	42	28	335	3/26	1	80t	3	69.0
TOTAL	42	28	335	3/26	1	80T	3	69.0

RUSHING	ATT	YDS	AVG	LG	TD
Joe Mixon	11	43	3.9	13	0
Chase Brown	4	16	4.0	5	0
Jake Browning	1	0	0.0	0	0
TOTAL	16	59	3.7	13	0

RECEIVING	NO	YDS	AVG	LG	TD
Tee Higgins	5	140	28.0	80t	1
Tyler Boyd	5	59	11.8	29	0
Trenton Irwin	4	37	9.3	22	0
Andrei Iosivas	4	36	9.0	12	0
Drew Sample	3	38	12.7	16	0
Chase Brown	2	8	4.0	6	0
Joe Mixon	2	7	3.5	9	0
Mitchell Wilcox	1	6	6.0	6	0
Tanner Hudson	1	5	5.0	5	0
Charlie Jones	1	-1	-1.0	-1	0
TOTAL	28	335	12.0	80T	1

TOP DEFENSE	TOT	SOLO	AST	SCK	YDS	INT
Logan Wilson	11	3	8	0.0	0.0	0
B.J. Hill	8	3	5	0.0	0.0	0
Jordan Battle	7	4	3	0.0	0.0	0

FIELD GOALS	FGM/FGA	PERCENT	RESULTS
Evan McPherson	1-1	100.0	35G
TOTAL	1-1	100.0	

PITTSBURGH STEELERS

PASSING	ATT	CP	YDS	SK/YD	TD	LG	INT	RTG
Mason Rudolph	27	17	290	1/6	2	86t	0	124.0
TOTAL	27	17	290	1/6	2	86T	0	124.0

RUSHING	ATT	YDS	AVG	LG	TD
Najee Harris	19	78	4.1	13	1
Jaylen Warren	8	24	3.0	5	0
Calvin Austin III	1	7	7.0	7t	1
Mason Rudolph	2	4	2.0	7	0
TOTAL	30	113	3.8	13	2

RECEIVING	NO	YDS	AVG	LG	TD
Jaylen Warren	5	30	6.0	18	0
George Pickens	4	195	48.8	86t	2
Allen Robinson II	4	36	9.0	14	0
Diontae Johnson	2	15	7.5	10	0
Darnell Washington	1	8	8.0	8	0
Miles Boykin	1	6	6.0	6	0
TOTAL	17	290	17.1	86T	2

TOP DEFENSE	TOT	SOLO	AST	SCK	YDS	INT
Mykal Walker	8	5	3	0.0	0.0	0
Eric Rowe	7	3	4	0.0	0.0	1
Myles Jack	6	3	3	1.0	11.0	0

FIELD GOALS	FGM/FGA	PERCENT	RESULTS
Chris Boswell	2-2	100.0	50G, 30G
TOTAL	2-2	100.0	

Team Statistics

	Bengals	Steelers
First Downs	17	16
3rd-Down Eff. (Made/Att/Pct)	6/13/46%	7/14/50%
4th-Down Eff. (Made/Att/Pct)	0/2/0%	0/0/0%
Total Net Yards	368	397
Total Plays	61	58
Yards Per Play	6.0	6.8
Rushes/Net Yards	16/59	30/113
Net Passing	309	284
Pass Attempts/Completions	42/28	27/17
Had Intercepted	3	0
Sacked/Yards Lost	3/26	1/6
Punts/Average	3/44.0	5/38.8
Penalties/Yards	3/20	2/15
Fumbles/Lost	1/0	1/0
Possession Time	31:49	28:11

Bengals Steelers



WEEK 17
Pittsburgh Steelers 30, Seattle Seahawks 23
 68,735 🇺🇸 Lumen Field 🇺🇸 Dec 31, 2023



Pittsburgh Steelers	7	10	7	6	—	30
Seattle Seahawks	0	14	3	6	—	23

SCORING DRIVES

TEAM	QTR	TIME	SCORING PLAY	PIT	SEA
Steelers	1	01:47	J.Warren 18 yd. run (C.Boswell kick) (14-80, 7:57)	7	0
Seahawks	2	13:50	K.Walker 13 yd. run (J.Myers kick) (7-75, 2:57)	7	7
Steelers	2	10:27	C.Boswell 39 yd. Field Goal (6-54, 3:23)	10	7
Seahawks	2	05:30	J.Smith-Njigba 12 yd. pass from G.Smith (J.Myers kick) (8-75, 4:57)	10	14
Steelers	2	01:36	N.Harris 9 yd. run (C.Boswell kick) (9-75, 3:54)	17	14
Seahawks	3	10:47	J.Myers 43 yd. Field Goal (9-41, 4:13)	17	17
Steelers	3	06:57	N.Harris 4 yd. run (C.Boswell kick) (6-71, 3:50)	24	17
Seahawks	4	13:30	J.Myers 42 yd. Field Goal (7-62, 2:40)	24	20
Steelers	4	07:07	C.Boswell 26 yd. Field Goal (13-65, 6:23)	27	20
Steelers	4	04:31	C.Boswell 21 yd. Field Goal (6-13, 2:29)	30	20
Seahawks	4	02:01	J.Myers 24 yd. Field Goal (11-69, 2:30)	30	23

PITTSBURGH STEELERS

PASSING	ATT	CP	YDS	SK/YD	TD	LG	INT	RTG
Mason Rudolph	24	18	274	1/8	0	42	0	112.2
TOTAL	24	18	274	1/8	0	42	0	112.2

RUSHING	ATT	YDS	AVG	LG	TD
Najee Harris	27	122	4.5	23	2
Jaylen Warren	13	75	5.8	23	1
Mason Rudolph	6	5	0.8	2	0
TOTAL	46	202	4.4	23	3

RECEIVING	NO	YDS	AVG	LG	TD
George Pickens	7	131	18.7	37	0
Diontae Johnson	4	76	19.0	42	0
Jaylen Warren	4	23	5.8	10	0
Pat Freiermuth	3	44	14.7	25	0
TOTAL	18	274	15.2	42	0

TOP DEFENSE	TOT	SOLO	AST	SCK	YDS	INT
Eric Rowe	10	9	1	0.0	0.0	0
Myles Jack	8	7	1	0.0	0.0	0
Patrick Peterson	3	3	0	0.0	0.0	0

FIELD GOALS	FGM/FGA	PERCENT	RESULTS
Chris Boswell	3-3	100.0	39G, 26G, 21G
TOTAL	3-3	100.0	

SEATTLE SEAHAWKS

PASSING	ATT	CP	YDS	SK/YD	TD	LG	INT	RTG
Geno Smith	33	23	290	1/9	1	33	0	106.9
TOTAL	33	23	290	1/9	1	33	0	106.9

RUSHING	ATT	YDS	AVG	LG	TD
Kenneth Walker III	10	53	5.3	13t	1
Geno Smith	3	33	11.0	25	0
Zach Charbonnet	2	2	1.0	4	0
TOTAL	15	88	5.9	25	1

RECEIVING	NO	YDS	AVG	LG	TD
DK Metcalf	5	106	21.2	33	0
Noah Fant	5	59	11.8	21	0
Zach Charbonnet	5	39	7.8	15	0
Kenneth Walker III	3	22	7.3	11	0
Colby Parkinson	2	38	19.0	20	0
Jaxon Smith-Njigba	1	12	12.0	12t	1
Tyler Lockett	1	10	10.0	10	0
Jake Bobo	1	4	4.0	4	0
TOTAL	23	290	12.6	33	1

TOP DEFENSE	TOT	SOLO	AST	SCK	YDS	INT
Devin Bush	18	5	13	0.0	0.0	0
Bobby Wagner	14	4	10	0.0	0.0	0
Julian Love	13	9	4	0.0	0.0	0

FIELD GOALS	FGM/FGA	PERCENT	RESULTS
Jason Myers	3-3	100.0	43G, 42G, 24G
TOTAL	3-3	100.0	

Team Statistics

First Downs	25
3rd-Down Eff. (Made/Att/Pct)	6/13/46%
4th-Down Eff. (Made/Att/Pct)	2/3/67%
Total Net Yards	468
Total Plays	71
Yards Per Play	6.6
Rushes/Net Yards	46/202
Net Passing	266
Pass Attempts/Completions	24/18
Had Intercepted	0
Sacked/Yards Lost	1/8
Punts/Average	1/46.0
Penalties/Yards	2/10
Fumbles/Lost	2/0
Possession Time	37:33

Steelers Seahawks

First Downs	17
3rd-Down Eff. (Made/Att/Pct)	3/9/33%
4th-Down Eff. (Made/Att/Pct)	0/0/0%
Total Net Yards	369
Total Plays	49
Yards Per Play	7.5
Rushes/Net Yards	15/88
Net Passing	281
Pass Attempts/Completions	33/23
Had Intercepted	0
Sacked/Yards Lost	1/9
Punts/Average	3/53.0
Penalties/Yards	4/25
Fumbles/Lost	2/1
Possession Time	22:27



WEEK 18
 Pittsburgh Steelers 17, Baltimore Ravens 10
 70,355 M&T Bank Stadium Jan 6, 2024



Pittsburgh Steelers	7	0	0	10	—	17
Baltimore Ravens	0	7	0	3	—	10

SCORING DRIVES

TEAM	QTR	TIME	SCORING PLAY	PIT	BAL
Steelers	1	02:36	N.Harris 6 yd. run (C.Boswell kick) (12-76, 7:32)	7	0
Ravens	2	02:19	I.Likely 27 yd. pass from T.Huntley (J.Tucker kick) (6-71, 2:48)	7	7
Steelers	4	14:49	D.Johnson 71 yd. pass from M.Rudolph (C.Boswell kick) (6-89, 3:01)	14	7
Steelers	4	03:13	C.Boswell 25 yd. Field Goal (9-25, 4:01)	17	7
Ravens	4	00:16	J.Tucker 36 yd. Field Goal (12-57, 2:57)	17	10

PITTSBURGH STEELERS

PASSING	ATT	CP	YDS	SK/YD	TD	LG	INT	RTG
Mason Rudolph	20	18	152	3/18	1	71t	0	115.0
TOTAL	20	18	152	3/18	1	71T	0	115.0

RUSHING	ATT	YDS	AVG	LG	TD
Najee Harris	26	112	4.3	15	1
Jaylen Warren	9	33	3.7	23	0
Calvin Austin III	1	8	8.0	8	0
George Pickens	1	3	3.0	3	0
Mason Rudolph	2	-1	-0.5	0	0
TOTAL	39	155	4.0	23	1

RECEIVING	NO	YDS	AVG	LG	TD
Najee Harris	5	21	4.2	7	0
Jaylen Warren	5	17	3.4	7	0
Diontae Johnson	4	89	22.3	71t	1
Pat Freiermuth	2	21	10.5	13	0
Connor Heyward	2	4	2.0	2	0
TOTAL	18	152	8.4	71T	1

TOP DEFENSE	TOT	SOLO	AST	SCK	YDS	INT
Eric Rowe	12	10	2	0.0	0.0	0
T.J. Watt	8	6	2	2.0	11.0	0
Mark Robinson	5	4	1	1.0	8.0	0

FIELD GOALS	FGM/FGA	PERCENT	RESULTS
Chris Boswell	1-1	100.0	25G
TOTAL	1-1	100.0	

BALTIMORE RAVENS

PASSING	ATT	CP	YDS	SK/YD	TD	LG	INT	RTG
Tyler Huntley	28	15	146	4/28	1	27t	0	80.4
TOTAL	28	15	146	4/28	1	27T	0	80.4

RUSHING	ATT	YDS	AVG	LG	TD
Gus Edwards	10	48	4.8	29	0
Tyler Huntley	8	40	5.0	11	0
Melvin Gordon III	7	18	2.6	6	0
TOTAL	25	106	4.2	29	0

RECEIVING	NO	YDS	AVG	LG	TD
Nelson Agholor	5	39	7.8	16	0
Justice Hill	3	26	8.7	19	0
Charlie Kolar	3	23	7.7	12	0
Isaiah Likely	2	31	15.5	27t	1
Laquon Treadwell	1	16	16.0	16	0
Tylan Wallace	1	11	11.0	11	0
TOTAL	15	146	9.7	27T	1

TOP DEFENSE	TOT	SOLO	AST	SCK	YDS	INT
Del'Shawn Phillips	13	8	5	0.0	0.0	0
Marcus Williams	9	3	6	0.0	0.0	0
Patrick Queen	8	6	2	0.0	0.0	0

FIELD GOALS	FGM/FGA	PERCENT	RESULTS
Justin Tucker	1-1	100.0	36G
TOTAL	1-1	100.0	

Team Statistics

	Steelers	Ravens
First Downs	16	13
3rd-Down Eff. (Made/Att/Pct)	6/15/40%	4/13/31%
4th-Down Eff. (Made/Att/Pct)	0/0/0%	1/1/100%
Total Net Yards	289	224
Total Plays	62	57
Yards Per Play	4.7	3.9
Rushes/Net Yards	39/155	25/106
Net Passing	134	118
Pass Attempts/Completions	20/18	28/15
Had Intercepted	0	0
Sacked/Yards Lost	3/18	4/28
Punts/Average	6/41.7	7/53.9
Penalties/Yards	4/25	3/26
Fumbles/Lost	6/2	2/2
Possession Time	34:54	25:06

2023 REGULAR SEASON															
OFFENSE															
DATE	OPPONENT	WR	LT	LG	C	RG	RT	TE	RB	QB	WR	WR	TE	FB	TE
9/10	at San Francisco	G. Pickens	D. Moore Jr.	I. Seumalo	M. Cole	J. Daniels	C. Okorafor	P. Freiermuth	N. Harris	K. Pickett	A. Robinson II	D. Johnson	--	--	--
9/18	Cleveland	G. Pickens	D. Moore Jr.	I. Seumalo	M. Cole	J. Daniels	C. Okorafor	P. Freiermuth	N. Harris	K. Pickett	A. Robinson II	--	D. Washington	--	--
9/24	at Las Vegas	G. Pickens	D. Moore Jr.	I. Seumalo	M. Cole	J. Daniels	C. Okorafor	P. Freiermuth	N. Harris	K. Pickett	A. Robinson II	--	D. Washington	--	--
10/1	at Houston	G. Pickens	D. Moore Jr.	I. Seumalo	M. Cole	N. Herbig	C. Okorafor	P. Freiermuth	N. Harris	K. Pickett	A. Robinson II	--	D. Washington	--	--
10/8	Baltimore	G. Pickens	<u>B. Jones</u>	I. Seumalo	M. Cole	N. Herbig	C. Okorafor	--	N. Harris	K. Pickett	A. Robinson II	C. Austin III	D. Washington	--	--
10/22	at L.A. Rams	G. Pickens	D. Moore Jr.	I. Seumalo	M. Cole	J. Daniels	C. Okorafor	--	N. Harris	K. Pickett	A. Robinson II	D. Johnson	C. Heyward	--	--
10/29	Jacksonville	G. Pickens	D. Moore Jr.	I. Seumalo	M. Cole	J. Daniels	C. Okorafor	--	N. Harris	K. Pickett	A. Robinson II	D. Johnson	--	C. Heyward	--
11/2	Tennessee	G. Pickens	D. Moore Jr.	I. Seumalo	M. Cole	J. Daniels	<u>B. Jones</u>	--	N. Harris	K. Pickett	A. Robinson II	D. Johnson	--	C. Heyward	--
11/12	Green Bay	G. Pickens	D. Moore Jr.	I. Seumalo	M. Cole	J. Daniels	--	N. Harris	K. Pickett	A. Robinson II	D. Johnson	D. Washington	--	--	--
11/19	at Cleveland	G. Pickens	D. Moore Jr.	I. Seumalo	M. Cole	J. Daniels	<u>B. Jones</u>	P. Freiermuth	N. Harris	K. Pickett	A. Robinson II	D. Johnson	--	--	--
11/26	at Cincinnati	G. Pickens	D. Moore Jr.	I. Seumalo	M. Cole	J. Daniels	<u>B. Jones</u>	P. Freiermuth	N. Harris	K. Pickett	A. Robinson II	D. Johnson	--	--	--
12/3	Arizona	G. Pickens	D. Moore Jr.	I. Seumalo	M. Cole	J. Daniels	<u>B. Jones</u>	P. Freiermuth	N. Harris	K. Pickett	A. Robinson II	D. Johnson	--	--	--
12/7	New England	G. Pickens	D. Moore Jr.	I. Seumalo	M. Cole	J. Daniels	<u>B. Jones</u>	--	N. Harris	M. Trubisky	A. Robinson II	D. Johnson	D. Washington	--	--
12/16	at Indianapolis	G. Pickens	D. Moore Jr.	I. Seumalo	M. Cole	J. Daniels	<u>B. Jones</u>	--	N. Harris	M. Trubisky	A. Robinson II	D. Johnson	--	C. Heyward	--
12/23	Cincinnati	G. Pickens	D. Moore Jr.	I. Seumalo	M. Cole	J. Daniels	<u>B. Jones</u>	P. Freiermuth	N. Harris	M. Rudolph	A. Robinson II	--	C. Heyward	--	--
12/31	at Seattle	--	D. Moore Jr.	I. Seumalo	M. Cole	J. Daniels	<u>B. Jones</u>	P. Freiermuth	N. Harris	M. Rudolph	A. Robinson II	--	D. Washington	--	C. Heyward
1/6	at Baltimore	G. Pickens	D. Moore Jr.	I. Seumalo	M. Cole	J. Daniels	<u>B. Jones</u>	--	N. Harris	M. Rudolph	A. Robinson II	D. Johnson	--	C. Heyward	--

2023 REGULAR SEASON														
DEFENSE														
DATE	OPPONENT	DE	DT	NT	LOLB	LILB	OLB	ROLB	LCB	FS	SS	RCB	S	CB
9/10	San Francisco	L. Ogunjobi	C. Heyward	M. Adams Sr.	T. Watt	C. Holcomb	E. Roberts	A. Highsmith	P. Peterson	M. Fitzpatrick	K. Neal	L. Wallace	--	--
9/18	Cleveland	L. Ogunjobi	D. Leal	M. Adams Sr.	T. Watt	C. Holcomb	E. Roberts	A. Highsmith	P. Peterson	M. Fitzpatrick	K. Neal	--	--	--
9/24	at Las Vegas	L. Ogunjobi	D. Leal	M. Adams Sr.	T. Watt	C. Holcomb	E. Roberts	A. Highsmith	P. Peterson	M. Fitzpatrick	K. Neal	L. Wallace	--	--
10/1	at Houston	L. Ogunjobi	D. Leal	M. Adams Sr.	T. Watt	C. Holcomb	E. Roberts	A. Highsmith	P. Peterson	M. Fitzpatrick	K. Neal	L. Wallace	--	--
10/8	Baltimore	L. Ogunjobi	<u>K. Benton</u>	M. Adams Sr.	T. Watt	C. Holcomb	E. Roberts	A. Highsmith	P. Peterson	M. Fitzpatrick	K. Neal	L. Wallace	--	--
10/22	at L.A. Rams	L. Ogunjobi	--	M. Adams Sr.	T. Watt	C. Holcomb	K. Alexander	A. Highsmith	P. Peterson	M. Fitzpatrick	D. Kaeze	L. Wallace	--	C. Sullivan
10/29	Jacksonville	L. Ogunjobi	D. Leal	M. Adams Sr.	T. Watt	C. Holcomb	E. Roberts	A. Highsmith	P. Peterson	M. Fitzpatrick	K. Neal	J. Porter Jr.	--	--
11/2	Tennessee	L. Ogunjobi	C. Heyward	M. Adams Sr.	T. Watt	K. Alexander	E. Roberts	A. Highsmith	P. Peterson	K. Neal	D. Kaeze	J. Porter Jr.	--	--
11/12	Green Bay	L. Ogunjobi	C. Heyward	<u>K. Benton</u>	T. Watt	K. Alexander	E. Roberts	A. Highsmith	P. Peterson	D. Kaeze	K. Neal	J. Porter Jr.	--	--
11/19	at Cleveland	L. Ogunjobi	C. Heyward	<u>K. Benton</u>	T. Watt	M. Walker	E. Roberts	A. Highsmith	P. Peterson	D. Kaeze	--	J. Porter Jr.	--	L. Wallace
11/26	at Cincinnati	L. Ogunjobi	C. Heyward	<u>K. Benton</u>	T. Watt	M. Walker	E. Roberts	A. Highsmith	--	M. Killebrew	D. Kaeze	J. Porter Jr.	T. Thompson	--
12/3	Arizona	L. Ogunjobi	C. Heyward	<u>K. Benton</u>	T. Watt	M. Walker	E. Roberts	A. Highsmith	P. Peterson	M. Fitzpatrick	D. Kaeze	J. Porter Jr.	--	--
12/7	New England	L. Ogunjobi	C. Heyward	<u>K. Benton</u>	T. Watt	B. Martinez	E. Roberts	A. Highsmith	P. Peterson	M. Fitzpatrick	D. Kaeze	J. Porter Jr.	--	--
12/16	at Indianapolis	L. Ogunjobi	C. Heyward	<u>K. Benton</u>	T. Watt	M. Robinson	E. Roberts	A. Highsmith	P. Peterson	M. Fitzpatrick	D. Kaeze	J. Porter Jr.	--	--
12/23	Cincinnati	L. Ogunjobi	C. Heyward	<u>K. Benton</u>	T. Watt	M. Walker	E. Roberts	A. Highsmith	L. Wallace	P. Peterson	E. Rowe	J. Porter Jr.	--	--
12/31	at Seattle	L. Ogunjobi	C. Heyward	<u>K. Benton</u>	T. Watt	M. Robinson	M. Jack	A. Highsmith	L. Wallace	P. Peterson	E. Rowe	J. Porter Jr.	--	--
1/6	at Baltimore	L. Ogunjobi	C. Heyward	--	T. Watt	M. Walker	E. Roberts	A. Highsmith	L. Wallace	P. Peterson	E. Rowe	J. Porter Jr.	--	C. Sullivan

Rookies underlined.

2023 REGULAR SEASON PITTSBURGH STEELERS PLAYER PARTICIPATION

Table with columns: PLAYERS, SF, CLE, AT LV, AT HOU, BAL, AT LAR, JAX, TEN, GB, AT CLE, AT CIN, ARI, NE, AT IND, CIN, AT SEA, AT BAL, GP, GS, DNP, IN. Rows include players like Montrevious Adams Sr., Kwon Alexander, Spencer Anderson, Calvin Austin III, etc.

LEGEND: CAPS- Starter, P=Player was a substitution, SI=On Inactive List, X=Did Not Play (Non-injury), PS=Practice Squad, IR=Injured Reserve, RET=Reserve/Retired, IRD=Injured Reserve - Designated For Return, PSI=Practice Squad Injured, NOTT=Not on any Team, NOT=Not on Roster, *With Other Team

2023 REGULAR SEASON STEELERS INDIVIDUAL SINGLE-GAME HIGHS

RUSHING				
Rushing Yards	129	Jaylen Warren	at Browns	11/19
Rushing Attempts	27	Najee Harris	at Seahawks	12/31
Rushing Average	14.3	Jaylen Warren	at Browns	11/19
Rushing Touchdowns	2	Najee Harris	at Seahawks	12/31
RECEIVING				
Pass Receptions	9	Pat Freiermuth	at Bengals	11/26
Receiving Yards	195	George Pickens	vs. Bengals	12/23
Touchdown Receptions	2	George Pickens	vs. Bengals	12/23
PASSING				
Passes Attempted	46	Kenny Pickett	vs. 49ers	09/10
Passes Completed	31	Kenny Pickett	vs. 49ers	09/10
Completion Percentage	90.0	Mason Rudolph	at Ravens	01/06
Passing Yards	290	Mason Rudolph	vs. Bengals	12/23
Yards Per Attempt	11.4	Mason Rudolph	at Seahawks	12/31
Touchdown Passes	2	Mason Rudolph	vs. Bengals	12/23
		Kenny Pickett	at Raiders	09/24
Interceptions Thrown	2	Mitch Trubisky	at Colts	12/16
		Mitch Trubisky	vs. Jaguars	10/29
		Kenny Pickett	vs. 49ers	09/10
PUNT RETURNS				
Punt Returns	5	Calvin Austin III	at Ravens	01/06
Punt Return Yards	92	Calvin Austin III	at Ravens	01/06
KICKOFF RETURNS				
Kickoff Returns	3	Anthony McFarland Jr.	vs. Packers	11/12
		Desmond King II	at Texans	10/01
		Anthony McFarland Jr.	vs. 49ers	09/10
Kickoff Return Yards	91	Anthony McFarland Jr.	vs. 49ers	09/10
PUNTS				
Punts	9	Pressley Harvin III	at Browns	11/19
Punts Inside the 20	4	Pressley Harvin III	at Browns	11/19
		Pressley Harvin III	vs. Browns	09/18
Punting Average	53.8	Pressley Harvin III	at Raiders	09/24
INTERCEPTIONS				
Interceptions Made	2	Levi Wallace	at Raiders	09/24
INT Return Yards	32	Keanu Neal	vs. Packers	11/12
TACKLES				
Tackles	15	Elandon Roberts	at Browns	11/19
Sacks	3.0	T.J. Watt	vs. 49ers	09/10
SCORING				
Touchdowns	2	Najee Harris	at Seahawks	12/31
		George Pickens	vs. Bengals	12/23
Field Goals Attempted	3	Chris Boswell	at Seahawks	12/31
		Chris Boswell	at Bengals	11/26
		Chris Boswell	vs. Packers	11/12
		Chris Boswell	vs. Ravens	10/08
		Chris Boswell	at Raiders	09/24
Field Goals Made	3	Chris Boswell	at Seahawks	12/31
		Chris Boswell	at Bengals	11/26
		Chris Boswell	vs. Packers	11/12
		Chris Boswell	vs. Ravens	10/08
		Chris Boswell	at Raiders	09/24
MISC. YARDS				
Yards From Scrimmage	195	George Pickens	vs. Bengals	12/23
Combined Net Yards	195	George Pickens	vs. Bengals	12/23
2023 REGULAR SEASON PITTSBURGH STEELERS LONGEST PLAYS				
RUSHING				
Run From Scrimmage	74	Jaylen Warren	at Browns	11/19
Touchdown Run	74	Jaylen Warren	at Browns	11/19
RECEIVING				
Pass Reception	86	George Pickens	vs. Bengals	12/23
Touchdown Reception	86	George Pickens	vs. Bengals	12/23
PASSING				
Passing Long	86	Mason Rudolph	vs. Bengals	12/23
Touchdown Pass Long	86	Mason Rudolph	vs. Bengals	12/23
RETURNS				
Longest Opponent's Fumble Return	18	T.J. Watt	vs. Ravens	10/08
Punt Return	34	Calvin Austin III	at Ravens	01/06
Kickoff Return	37	Anthony McFarland Jr.	vs. Packers	11/12
Interception Return	32	Keanu Neal	vs. Packers	11/12
Longest INT Return for TD	30	Alex Highsmith	vs. Browns	09/18
KICKING				
Punt	63	Pressley Harvin III	at Raiders	09/24
Field Goal	57	Chris Boswell	at Raiders	09/24
Field Goal Attempt	61	Chris Boswell	vs. Jaguars	10/29

2023 REGULAR SEASON OPPONENTS INDIVIDUAL SINGLE-GAME HIGHS				
RUSHING				
Rushing Yards	152	Christian McCaffrey	vs. 49ers	09/10
Rushing Attempts	25	James Conner	vs. Cardinals	12/03
Rushing Average	7.8	AJ Dillon	vs. Packers	11/12
Rushing Touchdowns	2	James Conner	vs. Cardinals	12/03
RECEIVING				
Pass Receptions	13	Davante Adams	at Raiders	09/24
Receiving Yards	172	Davante Adams	at Raiders	09/24
Touchdown Receptions	2	Hunter Henry	vs. Patriots	12/07
		Nico Collins	at Texans	10/01
		Davante Adams	at Raiders	09/24
		Brandon Aiyuk	vs. 49ers	09/10
PASSING				
Passes Attempted	44	Jimmy Garoppolo	at Raiders	09/24
Passes Completed	28	Jake Browning	vs. Bengals	12/23
		Jimmy Garoppolo	at Raiders	09/24
Completion Percentage	75.0	Trevor Lawrence	vs. Jaguars	10/29
Passing Yards	335	Jake Browning	vs. Bengals	12/23
Yards Per Attempt	10.2	C.J. Stroud	at Texans	10/01
Touchdown Passes	3	Gardner Minshew II	at Colts	12/16
		Bailey Zappe	vs. Patriots	12/07
Interceptions Thrown	3	Jake Browning	vs. Bengals	12/23
		Jimmy Garoppolo	at Raiders	09/24
PUNT RETURNS				
Punt Returns	5	DeAndre Carter	at Raiders	09/24
Punt Return Yards	44	DeAndre Carter	at Raiders	09/24
KICKOFF RETURNS				
Kickoff Returns	5	Keisean Nixon	vs. Packers	11/12
Kickoff Return Yards	139	Keisean Nixon	vs. Packers	11/12
PUNTS				
Punts	9	Bryce Baringer	vs. Patriots	12/07
Punts Inside the 20	3	Bryce Baringer	vs. Patriots	12/07
		Corey Bojorquez	at Browns	11/19
		Ryan Stonehouse	vs. Titans	11/02
		Jordan Stout	vs. Ravens	10/08
		Mitch Wishnowsky	vs. 49ers	09/10
Punting Average	57.0	Rigoberto Sanchez	at Colts	12/16
		Ryan Stonehouse	vs. Titans	11/02
INTERCEPTIONS				
Interceptions Made	1	Julian Blackmon	at Colts	12/16
		Nick Cross	at Colts	12/16
		Jabrill Peppers	vs. Patriots	12/07
		Antonio Johnson	vs. Jaguars	10/29
		Andrew Wingard	vs. Jaguars	10/29
		Steven Nelson	at Texans	10/01
		Grant Delpit	vs. Browns	09/18
		Talanoa Hufanga	vs. 49ers	09/10
		Charvarius Ward	vs. 49ers	09/10
INT Return Yards	33	Steven Nelson	at Texans	10/01
TACKLES				
Tackles	18	Devin Bush	at Seahawks	12/31
Sacks	3.0	Drake Jackson	vs. 49ers	09/10
SCORING				
Touchdowns	2	Hunter Henry	vs. Patriots	12/07
		James Conner	vs. Cardinals	12/03
		Nico Collins	at Texans	10/01
		Davante Adams	at Raiders	09/24
		Brandon Aiyuk	vs. 49ers	09/10
Field Goals Attempted	5	Matt Gay	at Colts	12/16
Field Goals Made	4	Brandon McManus	vs. Jaguars	10/29
MISC. YARDS				
Yards From Scrimmage	172	Davante Adams	at Raiders	09/24
Combined Net Yards	172	Davante Adams	at Raiders	09/24
2023 REGULAR SEASON OPPONENTS LONGEST PLAYS				
RUSHING				
Run From Scrimmage	69	Jerome Ford	vs. Browns	09/18
Touchdown Run	65	Christian McCaffrey	vs. 49ers	09/10
RECEIVING				
Pass Reception	80	Tee Higgins	vs. Bengals	12/23
Touchdown Reception	80	Tee Higgins	vs. Bengals	12/23
PASSING				
Passing Long	80	Jake Browning	vs. Bengals	12/23
Touchdown Pass Long	80	Jake Browning	vs. Bengals	12/23
RETURNS				
Longest Opponent's Fumble Return	28	DJ Turner II	at Bengals	11/26
Punt Return	21	James Proche	at Browns	11/19
Kickoff Return	49	Keisean Nixon	vs. Packers	11/12
Interception Return	33	Steven Nelson	at Texans	10/01

KICKING

Punt	68	Ethan Evans	at Rams	10/22
Field Goal	55	Dustin Hopkins	vs. Browns	09/18
Field Goal Attempt	56	Matt Gay	at Colts	12/16

2023 REGULAR SEASON BIG YARDAGE GAMES

100-YARD PASS RECEIVERS							
DATE	OPPONENT	PLAYER	REC.	YDS.	AVG.	LG	TD
9/18	vs. Browns	George Pickens	4	127	31.8	71T	1
10/8	vs. Ravens	George Pickens	6	130	21.7	41T	1
10/22	at Rams	George Pickens	5	107	21.4	31	0
11/26	at Bengals	Pat Freiermuth	9	120	13.3	29	0
12/23	vs. Bengals	George Pickens	4	195	48.8	86T	2
12/31	at Seahawks	George Pickens	7	131	18.7	37	0

100-YARD RUSHERS

DATE	OPPONENT	PLAYER	ATT.	YDS.	AVG.	LG	TD
11/12	vs. Packers	Jaylen Warren	15	101	6.7	20	1
11/19	at Browns	Jaylen Warren	9	129	14.3	74T	1
12/31	at Seahawks	Najee Harris	27	122	4.5	23	2
1/6	at Ravens	Najee Harris	26	112	4.3	15	1

2023 OPPONENTS BIG YARDAGE GAMES

100-YARD PASS RECEIVERS							
DATE	OPPONENT	PLAYER	REC.	YDS.	AVG.	LG	TD
9/10	vs. 49ers	Brandon Aiyuk	8	129	16.1	23	2
9/24	at Raiders	Davante Adams	13	172	13.2	32T	2
10/1	at Texans	Nico Collins	7	168	24.0	52T	2
10/22	at Rams	Puka Nacua	8	154	19.3	36	0
12/23	vs. Bengals	Tee Higgins	5	140	28.0	80T	1
12/31	at Seahawks	DK Metcalf	5	106	21.2	33	0

100-YARD RUSHERS

DATE	OPPONENT	PLAYER	ATT.	YDS.	AVG.	LG	TD
9/10	vs. 49ers	Christian McCaffrey	22	152	6.9	65T	1
9/18	vs. Browns	Jerome Ford	16	106	6.6	69	0
12/3	vs. Cardinals	James Conner	25	105	4.2	29	2

300-YARD PASSERS

DATE	OPPONENT	PLAYER	ATT.	YDS.	COMP.	LG	TD
9/24	at Raiders	Jimmy Garoppolo	44	324	28	32T	2
10/1	at Texans	C.J. Stroud	30	306	16	52T	2
12/23	vs. Bengals	Jake Browning	42	335	28	80T	1

2023 REGULAR SEASON - BIG PASS PLAYS (20+ YARDS)

DATE	OPPONENT	QTR	STEELERS PLAYER	YDS.	DOWN	RESULT	QT	OPP. PLAYER	YDS.	DOWN	RESULT	
09/10	San Francisco	3	K. Pickett -> D. Johnson	26	1-10-PIT 25	Punt	1	B. Purdy -> B. Aiyuk	23	2-11-PIT 49	Field Goal	
		4	K. Pickett -> A. Robinson II	31	1-11-PIT 39	Downs	2	B. Purdy -> D. Samuel	22	1-15-PIT 39	Touchdown	
							4	B. Purdy -> B. Aiyuk	22	3-4-SF 25	Punt	
09/18	Cleveland	2	K. Pickett -> J. Warren	30	3-3-PIT 32	Punt	2	D. Watson -> D. Njoku	29	1-20-CLE 15	Field Goal	
		2	K. Pickett -> G. Pickens	71T	1-10-PIT 29	Touchdown	4	D. Watson -> A. Cooper	23	2-10-CLE 23	Fumble	
		3	K. Pickett -> G. Pickens	25	3-10-PIT 25	Field Goal						
09/24	at Las Vegas	3	K. Pickett -> G. Pickens	23	2-10-PIT 25	Punt						
		1	K. Pickett -> C. Austin III	72T	3-7-PIT 28	Touchdown	4	J. Garoppolo -> D. Adams	32T	4-1-PIT 32	Touchdown	
		3	K. Pickett -> G. Pickens	32	3-5-PIT 26	Field Goal	4	J. Garoppolo -> D. Adams	26	1-10-LV 20	Touchdown	
10/01	at Houston	3	K. Pickett -> N. Harris	32	3-4-HOU 40	Field Goal	1	C. Stroud -> D. Pierce	27	2-6-PIT 39	Touchdown	
							2	C. Stroud -> D. Schultz	29	2-7-HOU 35	Field Goal	
							2	C. Stroud -> J. Metcalf III	22	2-12-HOU 18	Punt	
							2	C. Stroud -> N. Collins	42	1-10-HOU 22	Field Goal	
							3	C. Stroud -> N. Collins	24	2-11-HOU 41	Touchdown	
10/08	Baltimore	2	K. Pickett -> G. Pickens	21	2-10-PIT 10	Punt	4	C. Stroud -> N. Collins	52T	3-7-HOU 48	Touchdown	
		3	K. Pickett -> G. Pickens	23	1-10-PIT 26	Punt	2	L. Jackson -> Z. Flowers	29	3-18-BAL 40	Downs	
		4	K. Pickett -> J. Warren	23	3-8-PIT 46	Field Goal	3	L. Jackson -> Z. Flowers	20	2-7-BAL 26	Punt	
		4	K. Pickett -> G. Pickens	21	3-4-PIT 37	Touchdown	3	L. Jackson -> N. Agholor	30	1-10-BAL 18	Punt	
		4	K. Pickett -> G. Pickens	41T	2-9-BAL 41	Touchdown						
10/22	at L.A. Rams	2	K. Pickett -> G. Pickens	20	2-9-PIT 26	Punt	1	M. Stafford -> P. Nacua	30	1-10-LAR 19	Missed FG	
		4	K. Pickett -> D. Johnson	39	3-8-PIT 43	Touchdown	2	M. Stafford -> C. Kupp	24	3-11-LAR 24	Punt	
		4	K. Pickett -> G. Pickens	21	1-10-PIT 34	Touchdown	2	M. Stafford -> P. Nacua	32	3-11-LAR 19	Field Goal	
		4	K. Pickett -> G. Pickens	31	3-3-PIT 21	End Game	2	M. Stafford -> P. Nacua	26	3-3-LAR 19	Touchdown	
							3	M. Stafford -> T. Alwal	31T	2-10-PIT 31	Touchdown	
10/29	Jacksonville	3	M. Trubisky -> G. Pickens	22T	2-3-JAX 22	Touchdown	3	M. Stafford -> P. Nacua	32	1-10-LAR 37	Touchdown	
							3	M. Stafford -> P. Nacua	20	3-7-PIT 28	Touchdown	
							1	T. Lawrence -> C. Ridley	26	3-7-JAX 35	Field Goal	
							1	T. Lawrence -> C. Kirk	29	3-4-JAX 26	Fumble	
							2	T. Lawrence -> C. Ridley	27	2-9-PIT 45	Interception	
11/02	Tennessee	4	K. Pickett -> D. Johnson	32	3-6-PIT 45	Touchdown	3	T. Lawrence -> T. Etienne Jr.	56T	2-10-JAX 44	Touchdown	
							4	T. Lawrence -> E. Ingram	34	1-20-JAX 48	Touchdown	
							1	W. Lewis -> D. Hopkins	29	1-23-TEN 5	Punt	
							2	W. Lewis -> N. Westbrook-Ikhine	23	3-13-TEN 41	Touchdown	
							2	W. Lewis -> K. Phillips	24	1-10-TEN 36	Field Goal	
11/12	Green Bay	3	K. Pickett -> G. Pickens	28	1-10-PIT 34	Field Goal	2	W. Lewis -> K. Phillips	21	1-10-PIT 40	Field Goal	
							2	W. Lewis -> D. Henry	23	2-4-PIT 48	Field Goal	
							4	W. Lewis -> T. Burks	21	1-10-TEN 8	Punt	
							4	W. Lewis -> C. Moore	29	2-10-TEN 35	Interception	
							1	J. Love -> D. Wicks	23	2-7-PIT 45	Touchdown	
11/19	at Cleveland	NONE					2	J. Love -> J. Reed	35T	3-16-PIT 35	Touchdown	
							3	J. Love -> R. Doubs	20	2-6-GB 26	Field Goal	
							3	J. Love -> L. Musgrave	36	3-7-GB 49	Field Goal	
							4	J. Love -> L. Musgrave	28	1-10-GB 25	Interception	
							4	J. Love -> D. Wicks	32	3-10-PIT 47	Interception	
11/26	at Cincinnati	NONE					4	J. Love -> J. Reed	46	1-10-GB 19	Interception	
		1	K. Pickett -> P. Freiermuth	24	1-10-PIT 25	Punt	2	J. Browning -> J. Chase	31	2-4-PIT 47	Touchdown	
		1	K. Pickett -> P. Freiermuth	29	3-13-PIT 38	Fumble	2	J. Browning -> T. Irwin	25	2-9-CIN 12	Punt	
		2	K. Pickett -> D. Johnson	39	3-3-PIT 38	Field Goal	3	J. Browning -> J. Chase	25	1-10-PIT 46	Interception	
		4	K. Pickett -> G. Pickens	43	3-8-PIT 37	Field Goal	4	J. Browning -> J. Mixon	39	1-10-CIN 25	Field Goal	
12/03	Arizona	1	K. Pickett -> G. Pickens	38	2-1-PIT 46	Field Goal	2	K. Murray -> E. Higgins	21	3-3-ARI 8	Touchdown	
		3	M. Trubisky -> G. Pickens	25	3-14-PIT 44	Missed FG						
		4	M. Trubisky -> D. Johnson	26	1-5-ARI 30	Touchdown						
12/07	New England	2	M. Trubisky -> D. Johnson	25T	2-5-NE 25	Touchdown	1	B. Zappe -> J. Smith-Schuster	37	1-10-NE 37	Touchdown	
		4	M. Trubisky -> D. Johnson	24	1-10-PIT 13	End Game	2	B. Zappe -> J. Smith-Schuster	28	3-3-NE 48	Touchdown	
		4	M. Trubisky -> A. Robinson II	21	1-10-PIT 37	End Game	2	B. Zappe -> H. Henry	24T	1-10-PIT 24	Touchdown	
12/16	at Indianapolis	3	M. Trubisky -> D. Johnson	25	3-19-PIT 16	Punt	2	G. Minshew II -> M. Pittman Jr.	21	2-10-IND 25	Touchdown	
							2	G. Minshew II -> M. Pittman Jr.	42	3-5-PIT 49	Touchdown	
							2	G. Minshew II -> D. Montgomery	34	1-10-IND 26	Touchdown	
12/23	Cincinnati	1	M. Rudolph -> G. Pickens	86T	2-4-PIT 14	Touchdown	1	J. Browning -> T. Higgins	33	3-3-CIN 32	Interception	
		2	M. Rudolph -> G. Pickens	44	3-15-PIT 21	Field Goal	2	J. Browning -> T. Boyd	29	2-6-CIN 29	Touchdown	
		3	M. Rudolph -> G. Pickens	66T	3-1-PIT 34	Touchdown	3	J. Browning -> T. Higgins	80T	1-10-CIN 20	Downs	
							4	J. Browning -> T. Irwin	22	3-5-CIN 30	Touchdown	
12/31	at Seattle	2	M. Rudolph -> G. Pickens	37	1-10-PIT 48	Field Goal	2	G. Smith -> D. Metcalf	33	2-6-SEA 43	Touchdown	
		3	M. Rudolph -> P. Freiermuth	25	3-4-PIT 31	Touchdown	2	G. Smith -> N. Fant	21	1-10-SEA 36	Touchdown	
		3	M. Rudolph -> D. Johnson	42	1-10-SEA 46	Touchdown	2	G. Smith -> D. Metcalf	21	1-10-PIT 32	Touchdown	
		4	M. Rudolph -> G. Pickens	34	3-6-PIT 44	Field Goal	3	G. Smith -> C. Parkinson	20	2-6-SEA 39	Field Goal	
		4	M. Rudolph -> G. Pickens	24	1-10-SEA 44	End Game	3	G. Smith -> D. Metcalf	32	2-10-SEA 14	Field Goal	
01/06	at Baltimore	4	M. Rudolph -> D. Johnson	71T	3-4-PIT 29	Touchdown	2	T. Huntley -> J. Likely	27T	2-12-PIT 27	Touchdown	
TOTALS			41 - 1,412 (34.4), 8 TDS				63 - 1,844 (29.3), 8 TDS					

2023 REGULAR SEASON									
DATE	OPPONENT	QUARTERBACK	LOSS	0-9	10-19	20-29	30-39	40-49	50+
09/10	San Francisco	Kenny Pickett	4	20 (1)	5	1	1	--	--
09/18	Cleveland	Kenny Pickett	--	7	4	2	1	--	1 (1)
09/24	at Las Vegas	Kenny Pickett	--	7	7 (1)	--	1	--	1 (1)
10/01	at Houston	Kenny Pickett	1	10	3	--	1	--	--
		Mitch Trubisky	--	3	--	--	--	--	--
10/08	Baltimore	Kenny Pickett	--	8	5	4	--	1 (1)	--
10/22	at L.A. Rams	Kenny Pickett	2	6	5	2	2	--	--
		Mitch Trubisky	--	7	7	1 (1)	--	--	--
10/29	Jacksonville	Kenny Pickett	1	6	3	--	--	--	--
		Mitch Trubisky	--	6	3	--	--	--	--
11/02	Tennessee	Kenny Pickett	1	13 (1)	4	--	1	--	--
11/12	Green Bay	Kenny Pickett	--	9	4	1	--	--	--
11/19	at Cleveland	Kenny Pickett	--	10	5	--	--	--	--
11/26	at Cincinnati	Kenny Pickett	2	10	8	2	1	1	--
		Mitch Trubisky	--	3	2	--	1	--	--
12/03	Arizona	Kenny Pickett	1	3	2	--	1	--	--
		Mitch Trubisky	--	6 (1)	3	2	--	--	--
12/07	New England	Mitch Trubisky	--	15	4	3 (1)	--	--	--
		Kenny Pickett	--	9 (1)	6	1	--	--	--
12/16	at Indianapolis	Mason Rudolph	1	1	--	--	--	--	--
		Kenny Pickett	--	9 (1)	6	1	--	--	--
12/23	Cincinnati	Mason Rudolph	3	6	5	--	--	1	2 (2)
		Kenny Pickett	--	6	7	2	2	1	--
12/31	at Seattle	Mason Rudolph	--	6	7	2	2	1	--
		Kenny Pickett	--	16	1	--	--	--	1 (1)
01/06	at Baltimore	Mason Rudolph	--	16	1	--	--	--	--
		Kenny Pickett	12	109 (2)	55 (1)	12	9	2 (1)	2 (2)
PLAYER TOTALS		Mitch Trubisky	--	40 (2)	20	7 (2)	--	--	--
		Mason Rudolph	4	29	13	2	2	2	3 (3)
		TEAM TOTALS	16	178 (4)	88 (1)	21 (2)	11	4 (1)	5 (5)

2023 REGULAR SEASON 100.0+ PASSER RATING
STEELERS

2023 REGULAR SEASON 100.0+ PASSER RATING STEELERS															
PASSING GAMES															
DATE	OPPONENT	PLAYER	ATT	CMP	YDS	CMP%	YDS/ATT	YDS/CMP	TD	TD%	INT	INT%	LONG	SACK/LOST	RATING
09/24	at Las Vegas	Kenny Pickett	28	16	235	57.1%	8.4	14.7	2	7.1%	0	0.0%	72t	1/7	108.5
12/23	vs. Cincinnati	Mason Rudolph	27	17	290	63.0%	10.7	17.1	2	7.4%	0	0.0%	86t	1/6	124.0
12/31	at Seattle	Mason Rudolph	24	18	274	75.0%	11.4	15.2	0	0.0%	0	0.0%	42	1/8	112.2

2023 OPPONENTS 100.0+ PASSER RATING
PASSING GAMES

2023 OPPONENTS 100.0+ PASSER RATING PASSING GAMES															
DATE	OPPONENT	PLAYER	ATT	CMP	YDS	CMP%	YDS/ATT	YDS/CMP	TD	TD%	INT	INT%	LONG	SACK/LOST	RATING
09/10	vs. San Francisco	Brock Purdy	29	19	220	65.5%	7.6	11.6	2	6.9%	0	0.0%	23	3/17	111.3
10/01	at Houston	C.J. Stroud	30	16	306	53.3%	10.2	19.1	2	6.7%	0	0.0%	52t	0/0	111.2
12/07	vs. New England	Bailey Zappe	28	19	240	67.9%	8.6	12.6	3	10.7%	1	3.6%	37	2/18	115.2
12/16	at Indianapolis	Gardner Minshew II	28	18	215	64.3%	7.7	11.9	3	10.7%	0	0.0%	42	3/13	123.4
12/31	at Seattle	Geno Smith	33	23	290	69.7%	8.8	12.6	1	3.0%	0	0.0%	33	1/9	106.9

*Need minimum of 20 attempts to qualify

2023 REGULAR SEASON - BIG RUN PLAYS (10+ YARDS)												
DATE	OPPONENT	QTR	STEELERS PLAYER	YDS.	DOWN	RESULT	QTR	OPP. PLAYER	YDS.	DOWN	RESULT	
09/10	San Francisco	2	N. Harris	24	3-1-PIT 14	Touchdown	1	C. McCaffrey	17	2-1-PIT 25	Touchdown	
							1	C. McCaffrey	11	2-10-SF 44	Touchdown	
							3	C. McCaffrey	65T	1-10-SF 35	Touchdown	
							3	C. McCaffrey	11	1-10-SF 8	Punt	
09/18	Cleveland	3	N. Harris	21	1-10-PIT 20	Punt	1	N. Chubb	27	1-10-CLE 28	Fumble	
		3	N. Harris	17	1-10-PIT 41	Punt	3	J. Ford	69	2-5-CLE 30	Touchdown	
							3	D. Watson	12	2-5-CLE 25	Punt	
09/24	at Las Vegas	2	J. Warren	11	1-10-LV 48	Field Goal	4	J. Jacobs	10	1-10-PIT 38	Touchdown	
		2	K. Pickett	10	3-9-LV 36	Field Goal						
		3	N. Harris	17	1-10-LV 30	Touchdown						
10/01	at Houston	3	N. Harris	15	1-10-PIT 25	Field Goal	1	D. Pierce	13	2-10-HOU 31	Touchdown	
		3	J. Warren	18	2-6-HOU 41	Field Goal	1	C. Stroud	11	2-8-HOU 46	Touchdown	
		3	N. Harris	23	1-10-PIT 24	Downs	2	D. Pierce	12	1-10-PIT 36	Field Goal	
							4	D. Pierce	10	2-9-HOU 15	Touchdown	
10/08	Baltimore	2	G. Pickens	16	1-10-BAL 40	Field Goal	1	L. Jackson	26	3-2-BAL 33	Punt	
		4	J. Warren	10	1-10-BAL 31	Field Goal	1	G. Edwards	11	2-4-PIT 25	Touchdown	
		4	J. Warren	16	1-10-BAL 21	Field Goal	1	J. Hill	14T	2-4-PIT 14	Touchdown	
10/22	at L.A. Rams	4	J. Warren	13T	2-5-LAR 13	Touchdown	1	D. Henderson Jr.	16	2-10-LAR 37	Punt	
		4	N. Harris	10	1-10-LAR 45	Touchdown	1	R. Freeman	11	1-10-LAR 49	Missed FG	
							3	R. Freeman	15	1-10-LAR 29	Missed FG	
10/29	Jacksonville	2	C. Austin III	10	2-7- 50	Field Goal	1	T. Lawrence	10	2-17-JAX 25	Field Goal	
		2	K. Pickett	10	1-10-JAX 48	Missed FG	2	T. Etienne Jr.	12	1-10-PIT 18	Interception	
							2	T. Etienne Jr.	10	2-4-JAX 43	Field Goal	
							4	T. Etienne Jr.	13	1-10-PIT 45	Punt	
11/02	Tennessee	1	N. Harris	10T	1-10-TEN 10	Touchdown	2	D. Henry	15	1-10-PIT 24	Touchdown	
		2	J. Warren	15	1-10-TEN 36	Field Goal	3	D. Henry	11	1-10-TEN 35	Field Goal	
		2	J. Warren	14	1-10-TEN 21	Field Goal						
		3	N. Harris	25	2-7-PIT 16	Field Goal						
		4	J. Warren	13	3-1-PIT 28	Touchdown						
		4	J. Warren	22	1-10-TEN 23	Touchdown						
11/12	Green Bay	1	J. Warren	12	1-10-GB 28	Touchdown	2	A. Dillon	40	1-10-GB 31	Touchdown	
		1	N. Harris	11	3-1-GB 41	Touchdown						
		2	J. Warren	16T	1-10-GB 16	Touchdown						
		4	N. Harris	24	2-7-PIT 28	Punt						
		4	J. Warren	11	1-10-PIT 34	Field Goal						
		4	J. Warren	20	1-10-GB 45	Field Goal						
		4	K. Pickett	11	3-6-PIT 28	Punt						
		4	J. Warren	11	3-19-PIT 30	Punt						
11/19	at Cleveland	2	J. Warren	11	2-1-PIT 37	Punt	1	J. Ford	13	2-5-PIT 25	Touchdown	
		3	J. Warren	74T	2-9-PIT 26	Touchdown	4	K. Hunt	16	2-11-CLE 13	Punt	
		4	J. Warren	21	2-9-CLE 48	Field Goal						
		4	J. Warren	12	1-10-CLE 27	Field Goal						
		4	N. Harris	17	3-22-CLE 27	Field Goal						
11/26	at Cincinnati	1	N. Harris	20	1-10-PIT 11	Field Goal	NONE					
		4	N. Harris	22	1-10-PIT 33	Field Goal						
		4	N. Harris	13	1-10-CIN 45	Field Goal						
12/03	Arizona	2	J. Warren	18	1-10-PIT 37	Downs	2	M. Carter	19	3-6-ARI 33	Touchdown	
		2	N. Harris	11	1-10-ARI 33	Downs	4	J. Conner	29	1-10-ARI 25	End Game	
		3	N. Harris	11	1-10-PIT 37	Missed FG	4	J. Conner	10	3-6-PIT 42	End Game	
							4	J. Conner	11	2-9-PIT 31	End Game	
12/07	New England	1	M. Trubisky	15	1-10-PIT 31	Field Goal	1	B. Zappe	11	3-9-PIT 25	Touchdown	
		2	C. Austin III	12	1-10-PIT 37	Touchdown	4	E. Elliott	12	2-13-NE 49	Punt	
12/16	at Indianapolis	2	N. Harris	15	1-10-PIT 36	Interception	2	T. Sermon	10	4-1-PIT 32	Downs	
		4	J. Warren	11	1-10-PIT 25	End Game	3	T. Goodson	31	1-10-IND 49	Field Goal	
							4	T. Sermon	19	3-2-IND 43	Field Goal	
							4	T. Goodson	10	2-9-PIT 37	Field Goal	
12/23	Cincinnati	1	N. Harris	13	1-10-CIN 19	Touchdown	3	J. Mixon	13	1-10-CIN 32	Field Goal	
							4	J. Mixon	11	1-10-PIT 48	End Game	
12/31	at Seattle	1	J. Warren	11	1-10-PIT 43	Downs	2	K. Walker III	11	1-10-PIT 24	Touchdown	
		1	J. Warren	18T	2-8-SEA 18	Touchdown	2	K. Walker III	13T	1-10-PIT 13	Touchdown	
		2	J. Warren	23	1-10-PIT 25	Field Goal	3	G. Smith	25	1-10-SEA 46	Field Goal	
		2	N. Harris	23	1-10-SEA 44	Touchdown						
		4	N. Harris	12	3-7-SEA 17	End Game						
01/06	at Baltimore	1	J. Warren	23	1-10-PIT 34	Touchdown	2	G. Edwards	29	1-10-BAL 46	Touchdown	
		2	N. Harris	10	1-10-BAL 45	Fumble	4	T. Huntley	11	1-10-PIT 36	Field Goal	
		3	N. Harris	15	1-10-PIT 36	Punt						
		3	N. Harris	11	1-10-PIT 34	Punt						
TOTALS				55 - 898 (16.3), 5 TDS				45 - 786 (17.5), 3 TDS				

STEELERS 2023 REGULAR SEASON - BIG PLAYS: RUSH 10+, RECEPTIONS 20+, RETURNS 30+

DATE	OPPONENT	RUSHES				RECEPTIONS				RETURNS			
		GAIN	PLAYER	QTR	RESULT	GAIN	PLAYER	QTR	RESULT	GAIN	PLAYER	QTR	RESULT
09/10	San Francisco	24	N. Harris	2	TD	26 31	D. Johnson A. Robinson II	3 4	Punt Downs	32 34	A. McFarland Jr. (KR) A. McFarland Jr. (KR)	1 2	Punt Punt
09/18	Cleveland	21 17	N. Harris N. Harris	3' 3	Punt Punt	30 71t 25 23	J. Warren G. Pickens G. Pickens G. Pickens	2 2 3 3	Punt TD FG Punt	30t	A. Highsmith (INT)	1	INT
09/24	at Las Vegas	11 10 17	J. Warren K. Pickett N. Harris	2' 2' 3	FG FG TD	72t 32	C. Austin III G. Pickens	1 3	TD FG				
10/01	at Houston	15 18 23	N. Harris J. Warren N. Harris	3' 3' 3	FG FG Downs	32	N. Harris	3	FG				
10/08	Baltimore	16 10 16	G. Pickens J. Warren J. Warren	2 4' 4	FG FG FG	21 23 23 21 41t	G. Pickens G. Pickens J. Warren G. Pickens G. Pickens	2 3 4 4' 4	Punt Punt FG TD TD				
10/22	at L.A. Rams	13t 10	J. Warren N. Harris	4 4	TD TD	20 39 21 31	G. Pickens D. Johnson G. Pickens G. Pickens	2 4 4 4	Punt TD TD Game				
10/29	Jacksonville	10 10	C. Austin III K. Pickett	2 2	FG Miss FG	22t	G. Pickens	3	TD	36	G. Igwebuike (KR)	2	Miss FG
11/02	Tennessee	10t 15 14 25 13 22	N. Harris J. Warren J. Warren N. Harris J. Warren J. Warren	1 2' 2' 3 4' 4	TD FG FG FG TD TD	32	D. Johnson	4	TD				
11/12	Green Bay	12 11 16t 24 11 20 11 11	J. Warren N. Harris J. Warren N. Harris J. Warren J. Warren K. Pickett J. Warren	1 1' 2' 4 4' 4' 4' 4	TD TD TD Punt FG FG Punt Punt	28	G. Pickens	3	FG	37 32 30	A. McFarland Jr. (KR) K. Neal (INT) D. Kazez (INT)	3 4 4	FG INT INT
11/19	at Cleveland	11 74t 21 12 17	J. Warren J. Warren J. Warren J. Warren N. Harris	2 3 4' 4' 4	Punt TD FG FG FG								
11/26	at Cincinnati	20 22 13	N. Harris N. Harris N. Harris	1 4' 4	FG FG FG	24 29 39 43	P. Freiermuth P. Freiermuth D. Johnson G. Pickens	1 1 2 4	Punt Fumble FG FG				
12/03	Arizona	18 11 11	J. Warren N. Harris N. Harris	2' 2' 3	Downs Downs Miss FG	38 25 26	G. Pickens G. Pickens D. Johnson	1 3 4	FG Miss FG TD				
12/07	New England	15 12	M. Trubisky C. Austin III	1 2	FG TD	25t 24 21	D. Johnson D. Johnson A. Robinson II	2 4' 4	TD Game Game	30	M. Walker (INT)	3	INT
12/16	at Indianapolis	15 11	N. Harris J. Warren	2 4	INT Game	25	D. Johnson	3	Punt	34 31	G. Igwebuike (KR) G. Igwebuike (KR)	1 2	Punt INT
12/23	Cincinnati	13	N. Harris	1	TD	86t 44 66t	G. Pickens G. Pickens G. Pickens	1 2 3	TD FG TD				
12/31	at Seattle	11 18t 23 23 23 11	J. Warren J. Warren J. Warren N. Harris N. Harris	1 1 2 2 4	Downs TD FG TD Game	37 25 42 34 24	G. Pickens P. Freiermuth D. Johnson G. Pickens G. Pickens	1 2 3 4 4	TD TD TD FG Game	31	G. Igwebuike (KR)	3	TD
01/06	at Baltimore	23 10 15 11	J. Warren N. Harris N. Harris N. Harris	1 2 3 3	TD Fumble Punt Punt	71t	D. Johnson	4	TD	34	C. Austin III (PR)	4	Punt

* -- result within the same drive

STEELERS OPPONENTS 2023 REGULAR SEASON - BIG PLAYS: RUSH 10+, RECEPTIONS 20+, RETURNS 30+													
		RUSHES				RECEPTIONS				RETURNS			
DATE	OPPONENT	GAIN	PLAYER	QTR	RESULT	GAIN	PLAYER	QTR	RESULT	GAI N	PLAYER	QTR	RESULT
09/10	San Francisco	17	Christian McCaffrey	1	TD	23	Brandon Aiyuk	1	FG				
		11	Christian McCaffrey	1	TD	22	Deebo Samuel	2	TD				
		65t	Christian McCaffrey	3	TD	22	Brandon Aiyuk	4	Punt				
		11	Christian McCaffrey	3	Punt								
		17	Brock Purdy	4	FG								
09/18	Cleveland	20	Nick Chubb	1	Fumble	29	David Njoku	2	FG				
		69	Jerome Ford	3	TD	23	Amari Cooper	4	Fumble				
		12	Dashaun Watson	3	Punt								
09/24	at Las Vegas	10	Josh Jacobs	4	TD	32t	Davante Adams	1	TD				
						26	Davante Adams	4	TD				
10/01	at Houston	13	Dameon Pierce	1'	TD	27	Dameon Pierce	4	TD	35	Devin Singletary (KR)	1	TD
		11	C.J. Stroud	1'	TD	29	Dalton Schultz	2	FG	33	Steven Nelson (INT)	1	INT
		12	Dameon Pierce	2	FG	22	John Metchie III	2	Punt				
		10	Dameon Pierce	4	TD	42	Nico Collins	2	FG				
						24	Nico Collins	3	TD				
				52t	Nico Collins	4	TD						
10/08	Baltimore	26	Lamar Jackson	1	Punt	29	Zay Flowers	2	Downs				
		11	Gus Edwards	1'	TD	20	Zay Flowers	3	Punt				
		14t	Justice Hill	1	TD	30	Nelson Agholor	3	Punt				
10/22	at L.A. Rams	16	Darrell Henderson Jr.	1	Punt	30	Puka Nacua	1	Miss FG				
		11	Royce Freeman	1	Miss FG	24	Cooper Kupp	2	Punt				
		15	Royce Freeman	3	Miss FG	22	Puka Nacua	2	FG				
						36	Puka Nacua	2'	TD				
						31t	Tutu Atwell	2'	TD				
						32	Puka Nacua	3'	TD				
						20	Puka Nacua	3	TD				
10/29	Jacksonville	10	Trevor Lawrence	1	FG	26	Calvin Ridley	1	FG				
		12	Travis Etienne Jr.	2	INT	29	Christian Kirk	1	Fumble				
		10	Travis Etienne Jr.	2	FG	27	Calvin Ridley	2	INT				
		13	Travis Etienne Jr.	4	Punt	56t	Travis Etienne Jr.	3	TD				
						34	Evan Engram	4	FG				
11/02	Tennessee	15	Derrick Henry	2	TD	29	DeAndre Hopkins	1	Punt				
		11	Derrick Henry	3	FG	23	Nick Westbrook-Ikhine	2	TD				
						24	Kyle Philips	2'	FG				
						21	Kyle Philips	2'	FG				
						23	Derrick Henry	3	FG				
						21	Treyton Burks	4	Punt				
						29	Chris Moore	4	INT				
11/12	Green Bay	40	AJ Dillon	2	TD	23	Dontayvion Wicks	1	TD	36	Keisean Nixon (KR)	1	TD
						35t	Jayden Reed	2	TD	49	Keisean Nixon (KR)	3	FG
						20	Romeo Doubs	3'	FG				
						36	Luke Musgrave	3'	FG				
						28	Luke Musgrave	4'	INT				
						32	Dontayvion Wicks	4'	INT				
						46	Jayden Reed	4	INT				
11/19	at Cleveland	13	Jerome Ford	1	TD								
		16	Kareem Hunt	4	Punt								
11/26	at Cincinnati					31	Ja'Marr Chase	2	TD	46	Trayveon Williams (KR)	2	TD
						25	Trenton Irwin	2	Punt				
						25	Ja'Marr Chase	3	INT				
						39	Joe Mixon	4	FG				
12/03	Arizona	19	Michael Carter	2	TD	21	Elijah Higgins	2	TD				
		29	James Conner	4'	Game								
		10	James Conner	4'	Game								
		11	James Conner	4	Game								
12/07	New England	11	Bailey Zappe	1	TD	37	JuJu Smith-Schuster	1	TD	32	Jabrill Peppers (INT)	2	INT
		12	Ezekiel Elliott	4	Punt	28	JuJu Smith-Schuster	2'	TD				
				24t	Hunter Henry	2'	TD						
12/16	at Indianapolis	10	Trey Sermon	2	Downs	21	Michael Pittman Jr.	2'	TD				
		31	Tyler Goodson	3	FG	42	Michael Pittman Jr.	2'	TD				
		19	Trey Sermon	4'	FG	34	D.J. Montgomery	2'	TD				
		10	Tyler Goodson	4	FG								
12/23	Cincinnati	13	Joe Mixon	3	FG	23	Tee Higgins	1	INT				
		11	Joe Mixon	4	Game	29	Tyler Boyd	2	Downs				
						80t	Tee Higgins	3	TD				
				22	Trenton Irwin	4	Punt						
12/31	at Seattle	11	Kenneth Walker III	2'	TD	33	DK Metcalf	2	TD	32	DeeJay Dallas (KR)	3	Punt
		13t	Kenneth Walker III	2'	TD	21	Noah Fant	2'	TD				
		25	Geno Smith	3	FG	21	DK Metcalf	2'	TD				
						20	Colby Parkinson	3	FG				
						32	DK Metcalf	3	FG				
						27t	Isaiah Likely	2	TD				

*--result within the same drive

DATE	OPPONENT	QTR	RETURN	STEELERS PLAYER	YDS.	DOWN	RESULT	QTR	RETURN	OPP. PLAYER	YDS.	DOWN	RESULT
09/10	San Francisco	1	KO	A. McFarland Jr.	32	SF 32	Touchdown	1	Punt	R. McCloud III	15	SF 32	Touchdown
		2	KO	A. McFarland Jr.	34	SF 24	Punt	3	Punt	R. McCloud III	19	PIT 38	Fumble
09/18	Cleveland	1	INT	A. Highsmith	30T	PIT 35	Field Goal	1	FUM	G. Delpit	14	PIT 23	Touchdown
		2	Punt	C. Austin III	14	CLE 39	Field Goal						
		4	FUM	T. Watt	16T	PIT 35	Punt						
09/24	at Las Vegas			NONE				1	Punt	D. Carter	12	LV 26	Touchdown
								4	Punt	D. Carter	13	LV 20	Fumble
10/01	at Houston			NONE				1	KO	D. Singletary	35	HOU 35	Interception
								1	INT	S. Nelson	33	PIT 45	Field Goal
								2	Punt	T. Dell	14	HOU 22	Field Goal
10/08	Baltimore	4	FUM	T. Watt	18	BAL 18	Field Goal	4	FUM	K. Seymour	20	PIT 7	Interception
10/22	at L.A. Rams	3	INT	T. Watt	24	LAR 7	Touchdown			NONE			
10/29	Jacksonville	3	KO	G. Igwebuike	36	PIT 35	Fumble	1	Punt	J. Agnew	12	JAX 32	Field Goal
								2	Punt	J. Agnew	13	JAX 37	Interception
		0	INT	D. Kazez	30			0	INT	A. Johnson	23		
11/02	Tennessee	2	Punt	C. Austin III	12	PIT 17	Punt			NONE			
11/12	Green Bay	2	Punt	C. Austin III	14	PIT 46	Field Goal	1	KO	K. Nixon	36	GB 35	Touchdown
		3	KO	A. McFarland Jr.	37	PIT 35	Punt	2	Punt	K. Nixon	12	GB 46	Punt
		4	INT	K. Neal	32	PIT 24	Punt	3	KO	K. Nixon	49	GB 35	Punt
		0	INT	D. Kazez	30								
11/19	at Cleveland	2	Punt	C. Austin III	15	PIT 33	Punt	3	Punt	J. Proche	21	PIT 48	Interception
		4	Punt	C. Austin III	15	PIT 28	Field Goal	4	Punt	J. Proche	12	CLE 35	Field Goal
		4	Punt	C. Austin III	21	PIT 30	Punt						
11/26	at Cincinnati			NONE				1	FUM	D. Turner II	28	CIN 39	Punt
								2	KO	T. Williams	46	CIN 35	Punt
12/03	Arizona	1	Punt	C. Austin III	11	PIT 37	Punt	1	Punt	G. Dortch	10	ARI 35	Field Goal
12/07	New England	3	INT	M. Walker	30	NE 16	Downs	2	INT	J. Peppers	32	PIT 11	Touchdown
12/16	at Indianapolis	1	KO	G. Igwebuike	34	IND 31	Missed FG	1	Punt	J. Downs	11	IND 31	Missed FG
		2	KO	G. Igwebuike	31	IND 29	Downs	2	Punt	J. Downs	14	IND 26	Touchdown
								3	Punt	J. Downs	13	IND 49	Field Goal
								4	INT	J. Blackmon	25	PIT 45	Missed FG
12/23	Cincinnati	2	INT	E. Rowe	25	CIN 14	Touchdown			NONE			
12/31	at Seattle	1	KO	G. Igwebuike	31	50	Punt	3	KO	D. Dallas	32	PIT 21	Punt
01/06	at Baltimore	1	Punt	C. Austin III	14	PIT 24	Touchdown			NONE			
		1	Punt	C. Austin III	16	PIT 37	Punt						
		3	Punt	C. Austin III	21	PIT 36	Punt						
		4	Punt	C. Austin III	34	PIT 43	Punt						
TOTALS				26 - 627 (24.1), 2 TDS						28 - 608 (21.7), 0 TDS			

WEEK 1: STEELERS 7, 49ERS 30													SEPTEMBER 10, 2023												
STEELERS													49ERS												
#	RECD	LOST	POSS	OBTAINED	BEGAN	PLAYS	YDS	PEN	NET	1ST	ENDED	GIVEN UP	#	RECD	LOST	POSS	OBTAINED	BEGAN	PLAYS	YDS	PEN	NET	1ST	ENDED	GIVEN UP
1	15:00	13:15	1:45	Kickoff	PIT 25	3	-5	0	-5	0	PIT 20	Punt	1	13:15	09:29	3:46	Punt	SF 46	7	54	0	54	3	PIT 8	Touchdown
2	09:29	08:00	1:29	Kickoff	PIT 27	3	5	0	5	0	PIT 32	Interception	2	08:00	04:38	3:22	Interception	PIT 48	6	30	-5	25	1	PIT 23	Field Goal
3	04:38	03:05	1:33	Kickoff	PIT 32	3	2	-5	-3	0	PIT 29	Punt	3	03:05	03:20	3:55	Punt	SF 32	9	73	-5	68	5	PIT 19	Touchdown
4	13:30	12:17	1:13	Kickoff	PIT 25	3	-5	-10	-10	0	PIT 15	Punt	4	12:17	08:22	3:55	Punt	SF 24	7	27	-10	37	2	PIT 13	Field Goal
5	08:22	06:53	1:29	Kickoff	PIT 36	3	4	0	4	0	PIT 40	Punt	5	06:53	01:35	5:18	Punt	SF 24	11	39	-5	34	3	PIT 42	Punt
6	01:35	00:00	1:25	Punt	PIT 5	12	76	19	95	6	SF 3	Touchdown	6	00:10	00:00	0:10	Kickoff	SF 25	2	-1	0	-1	0	SF 25	End Half
7	14:02	12:00	2:02	Kickoff	PIT 25	4	30	0	30	1	SF 45	Punt	7	15:00	14:02	0:58	Kickoff	SF 25	2	-75	0	-75	2	SF 35	Touchdown
8	06:54	05:42	1:12	Punt	PIT 6	3	6	0	6	0	PIT 12	Punt	8	12:00	06:54	5:06	Punt	SF 17	7	-28	-5	-23	2	SF 40	Touchdown
9	05:55	02:42	3:13	Fumble	SF 39	8	20	10	31	2	SF 8	Downs	9	05:42	05:35	0:07	Punt	PIT 38	1	28	-5	-8	0	PIT 38	Fumble
10	12:44	10:08	2:36	Punt	PIT 4	7	48	0	48	3	SF 48	Interception	10	02:02	12:44	0:18	Downs	SF 8	7	47	0	47	2	PIT 45	Punt
11	05:30	01:10	4:20	Kickoff	PIT 25	12	58	-15	43	3	SF 25	Downs	11	10:08	05:30	4:38	Interception	SF 49	9	29	0	29	2	PIT 22	Field Goal
													12	01:10	00:00	1:10	Downs	SF 32	2	-2	0	-2	0	SF 31	End Game

WEEK 2: STEELERS 26, BROWNS 22													SEPTEMBER 18, 2023												
STEELERS													BROWNS												
#	RECD	LOST	POSS	OBTAINED	BEGAN	PLAYS	YDS	PEN	NET	1ST	ENDED	GIVEN UP	#	RECD	LOST	POSS	OBTAINED	BEGAN	PLAYS	YDS	PEN	NET	1ST	ENDED	GIVEN UP
1	08:46	08:07	0:39	Kickoff	PIT 9	3	7	0	7	0	PIT 16	Interception	2	15:00	14:51	0:09	Kickoff	CLE 25	11	0	0	0	0	CLE 25	Interception
2	06:38	04:14	2:24	Missed FG	PIT 33	3	12	0	5	0	PIT 40	Punt	2	14:51	08:46	6:05	Kickoff	CLE 25	11	60	0	0	0	PIT 25	Field Goal
3	00:22	00:08	0:14	Fumble	PIT 42	1	0	-5	-5	0	PIT 37	Fumble	3	08:07	06:38	1:29	Interception	PIT 19	4	-6	0	-6	0	PIT 25	Missed FG
4	14:02	11:15	2:47	Kickoff	PIT 25	6	35	0	35	1	CLE 40	Punt	4	04:14	00:22	3:52	Interception	CLE 5	8	53	0	53	2	PIT 43	Fumble
5	10:31	09:11	1:20	Punt	CLE 39	4	5	0	5	0	CLE 34	Field Goal	5	00:08	14:02	1:06	Fumble	PIT 23	4	23	0	23	2	PIT 3	Touchdown
6	07:41	06:05	1:36	Punt	PIT 18	4	82	0	82	2	PIT 29	Touchdown	6	11:15	10:31	0:44	Kickoff	CLE 9	3	-2	0	-2	0	CLE 7	Punt
7	05:08	02:46	2:22	Punt	PIT 47	6	12	0	12	1	CLE 41	Punt	7	09:11	07:41	1:30	Kickoff	CLE 25	3	3	0	3	0	CLE 28	Punt
8	00:22	00:00	0:22	Kickoff	PIT 25	1	-1	0	-1	0	PIT 25	End Half	8	06:05	05:08	0:57	Kickoff	CLE 25	3	-1	0	-1	0	CLE 24	Punt
9	15:00	11:47	3:13	Kickoff	PIT 25	9	44	0	44	2	CLE 31	Field Goal	9	02:46	00:22	2:24	Punt	CLE 25	7	33	5	38	2	PIT 37	Field Goal
10	10:01	07:30	2:31	Kickoff	PIT 25	5	27	0	27	1	CLE 48	Punt	10	11:47	10:01	1:46	Kickoff	CLE 25	4	75	0	75	2	PIT 1	Touchdown
11	09:59	01:11	2:48	Punt	PIT 20	5	39	0	39	2	CLE 41	Punt	11	07:30	03:59	3:31	Kickoff	CLE 20	8	-43	-15	-28	2	CLE 48	Punt
12	10:35	09:01	1:34	Fumble	PIT 44	3	-11	0	-11	0	PIT 33	Punt	12	01:11	10:35	0:36	Punt	CLE 1	11	78	-25	53	3	CLE 41	Fumble
13	04:37	02:51	1:42	Punt	PIT 25	3	6	0	6	0	PIT 31	Punt	13	09:01	06:58	2:03	Kickoff	CLE 6	5	10	0	10	0	CLE 4	Fumble
14	01:00	00:00	1:00	Downs	PIT 25	2	-2	0	-2	0	PIT 49	End Game	14	06:58	04:37	2:21	Kickoff	CLE 25	5	8	0	8	0	CLE 33	Punt
													15	02:55	01:00	1:55	Punt	CLE 25	7	31	-5	26	2	PIT 49	Downs

WEEK 3: STEELERS 23, RAIDERS 18													SEPTEMBER 24, 2023												
STEELERS													RAIDERS												
#	RECD	LOST	POSS	OBTAINED	BEGAN	PLAYS	YDS	PEN	NET	1ST	ENDED	GIVEN UP	#	RECD	LOST	POSS	OBTAINED	BEGAN	PLAYS	YDS	PEN	NET	1ST	ENDED	GIVEN UP
1	15:00	12:56	2:04	Kickoff	PIT 25	3	9	0	9	0	PIT 34	Punt	1	12:56	11:27	1:29	Punt	LV 12	3	7	0	7	0	LV 19	Punt
2	11:27	10:27	1:00	Punt	PIT 23	3	4	0	4	0	PIT 27	Punt	2	10:27	07:04	3:23	Punt	LV 26	7	79	-5	74	3	PIT 32	Touchdown
3	07:04	06:12	0:52	Kickoff	PIT 25	3	75	0	75	1	PIT 28	Touchdown	3	06:12	04:29	1:43	Kickoff	LV 25	3	5	0	5	0	PIT 30	Touchdown
4	04:29	00:49	3:40	Punt	PIT 25	6	14	0	14	1	PIT 39	Punt	4	00:49	04:29	3:24	Punt	LV 14	8	43	0	43	2	PIT 43	Interception
5	12:24	08:33	3:51	Interception	PIT 31	8	29	15	44	3	LV 25	Field Goal	5	08:33	07:04	1:29	Kickoff	LV 25	3	12	-5	7	0	LV 32	Punt
6	07:04	01:56	5:08	Punt	PIT 23	11	43	11	54	4	LV 23	Field Goal	6	01:56	00:38	1:18	Kickoff	LV 25	5	15	0	15	1	LV 40	Punt
7	00:38	00:00	0:38	Punt	PIT 20	1	6	0	6	0	PIT 20	End Half	7	15:00	13:57	1:03	Kickoff	LV 25	3	7	0	7	0	LV 32	Punt
8	13:57	09:28	4:29	Punt	PIT 9	9	52	0	52	2	LV 39	Field Goal	8	09:28	07:15	2:13	Kickoff	LV 25	5	27	0	27	1	PIT 48	Touchdown
9	07:15	03:56	3:19	Interception	PIT 19	6	81	0	81	5	LV 13	Touchdown	9	03:56	13:13	5:43	Kickoff	LV 25	10	68	-15	53	3	PIT 22	Downs
10	13:13	11:32	1:41	Downs	PIT 22	3	8	0	8	0	PIT 30	Punt	10	11:32	05:41	5:51	Punt	LV 20	11	66	14	80	7	PIT 1	Touchdown
11	05:41	04:35	1:06	Kickoff	PIT 25	3	2	0	2	0	PIT 27	Punt	11	04:35	02:22	2:13	Punt	LV 48	9	33	11	44	2	PIT 8	Field Goal
12	02:22	00:12	2:10	Kickoff	PIT 25	6	-11	0	-11	1	PIT 36	Punt	12	00:12	00:05	0:07	Punt	LV 15	1	0	0	0	0	LV 15	Touchdown
13	00:05	00:00	0:05	Interception	LV 31	1	-1	0	-1	0	PIT 31	End Game													

WEEK 4: STEELERS 6, TEXANS 30													OCTOBER 1, 2023												
STEELERS													TEXANS												
#	RECD	LOST	POSS	OBTAINED	BEGAN	PLAYS	YDS	PEN	NET	1ST	ENDED	GIVEN UP	#	RECD	LOST	POSS	OBTAINED	BEGAN	PLAYS	YDS	PEN	NET	1ST	ENDED	GIVEN UP
1	08:55	04:46	4:09	Kickoff	PIT 19	8	13	0	13	2	PIT 32	Interception	1	15:00	08:55	6:05	Kickoff	HOU 31	12	70	-9	69	6	PIT 2	Touchdown
2	01:20	14:52	1:28	Kickoff	PIT 25	3	2	0	2	0	PIT 27	Punt	2	04:46	01:20	3:26	Interception	PIT 45	9	27	0	27	2	PIT 18	Field Goal
3	12:09	10:37	1:32	Kickoff	PIT 21	3	2	0	2	0	PIT 23	Punt	3	14:52	12:09	2:43	Punt	HOU 32	7	48	0	48	2	PIT 20	Field Goal
4	07:05	04:26	2:39	Downs	PIT 28	5	21	0	21	1	PIT 49	Punt	4	10:37	07:05	3:32	Punt	HOU 33	6	39	0	39	2	PIT 28	Downs
5	01:57	00:41	1:16	Punt	PIT 15	5	15	0	15	1	PIT 40	Punt	5	04:26	01:57	2:29	Punt	HOU 20	5	30	-5	25	1	HOU 45	Punt
6	15:00	09:31	5:29	Kickoff	PIT 25	10	58	0	58	3	HOU 17	Field Goal	6	00:41	00:00	0:41	Punt	HOU 22	5	57	0	57	2	PIT 21	Field Goal
7	08:40	05:47	2:53	Punt	HOU 46	7	41	0	41	1	HOU 5	Field Goal	7	09:31	08:40	0:51	Kickoff	HOU 25	4	-14	-10	0	0	HOU 15	Punt
8	04:43	01:10	3:33	Punt	PIT 24	7	34	0	34	2	HOU 33	Downs	8	05:47	04:43	1:04	Kickoff	HOU 25	4	17	0	17	1	HOU 42	Punt
9	15:00	10:03	4:47	Kickoff	PIT 28	3	8	0	8	0	PIT 36	Punt	9	01:10	10:03	5:20	Downs	HOU 42	10	68	-10	58	4	PIT 6	Touchdown
10	03:39	00:00	3:39	Kickoff	PIT 25	7	31	0	31	2	HOU 48	End Game	10	10:03	03:39	6:24	Punt	HOU 14	11	91	-5	86	4	HOU 48	Touchdown

WEEK 5: STEELERS 17, RAVENS 10													OCTOBER 8, 2023												
STEELERS													RAVENS												
#	RECD	LOST	POSS	OBTAINED	BEGAN	PLAYS	YDS	PEN	NET	1ST	ENDED	GIVEN UP	#	RECD	LOST	POSS	OBTAINED	BEGAN	PLAYS	YDS	PEN	NET	1ST	ENDED	GIVEN UP
1	12:36	09:12	3:24	Punt	PIT 4	6	16	0	16	1	PIT 20	Punt	1	15:00	12:36	2:24	Kickoff	BAL 25	6	34	0	34	1	PIT 41	Punt
2	06:15	04:45	1:30	Kickoff	PIT 25	3	4	0	4	0	PIT 29	Punt	2	09:12	06:15	2:57	Punt	BAL 41	7	59	0	59	4	PIT 14	Touchdown
3	12:23	08:09	4:14	Kickoff	PIT 10	10	43	0	43	3	BAL 47	Punt	3	04:45	12:23	7:22	Punt	BAL 32	15	64	0	64	5	PIT 4	Field Goal
4	05:31	00:17	2:15	Fumble	PIT 49	7	26	0	26	2	BAL 25	Field Goal	4	08:09	05:31	2:38	Punt	BAL 8	5	35	0	35	2	BAL 33	Fumble
5																									

WEEK 12: STEELERS 16, BENGALS 10													NOVEMBER 26, 2023													
STEELERS													BENGALS													
#	RECD	LOST	POSS	OBTAINED	BEGAN	PLAYS	YDS	PEN	NET	1ST	ENDED	GIVEN UP	#	RECD	LOST	POSS	OBTAINED	BEGAN	PLAYS	YDS	PEN	NET	1ST	ENDED	GIVEN UP	
1	15:00	12:09	2:51	Kickoff	PIT 25	4	32	0	32	1	CIN 43	Punt	1	12:09	10:31	1:38	Punt	CIN 20	3	-3	0	-3	0	CIN 17	Punt	
2	10:21	04:34	5:47	Punt	PIT 29	10	51	6	57	3	CIN 15	Fumble	2	04:34	01:23	3:11	Kickoff	CIN 39	4	-2	-10	12	1	CIN 17	Punt	
3	01:33	12:39	3:44	Punt	PIT 11	8	66	0	66	2	CIN 23	Field Goal	3	12:39	10:30	2:09	Kickoff	CIN 47	4	53	0	53	2	PIT 11	Touchdown	
4	10:30	08:16	2:14	Kickoff	PIT 25	4	16	0	16	1	PIT 41	Punt	4	08:16	06:25	1:51	Punt	CIN 20	3	-4	0	-4	0	CIN 16	Punt	
5	05:25	03:16	3:09	Punt	PIT 45	5	13	0	13	1	CIN 42	Punt	5	03:16	02:18	1:38	Punt	CIN 11	5	31	15	46	2	PIT 43	Punt	
6	01:38	00:24	1:14	Punt	PIT 20	6	43	-10	33	2	CIN 47	Punt	6	00:24	00:00	0:24	Punt	CIN 8	1	-1	0	-1	0	CIN 8	End Half	
7	09:24	01:34	7:50	Interception	PIT 21	14	79	0	79	7	CIN 5	Touchdown	7	15:00	09:24	5:36	Kickoff	CIN 25	10	57	0	57	3	PIT 18	Interception	
8	13:10	08:03	5:07	Punt	PIT 22	10	72	-10	62	2	CIN 16	Field Goal	8	01:34	13:10	3:24	Kickoff	CIN 25	4	-2	-20	2	0	1	CIN 27	Punt
9	05:58	02:51	3:07	Punt	PIT 33	7	52	0	52	3	CIN 15	Field Goal	9	08:03	05:58	2:05	Kickoff	CIN 25	3	-2	0	-2	0	1	CIN 23	Punt
10	02:04	00:00	2:04	Kickoff	CIN 39	3	-3	0	-3	0	CIN 41	End Game	10	02:51	02:04	0:47	Kickoff	CIN 25	5	47	0	47	1	PIT 28	Field Goal	

WEEK 13: STEELERS 10, CARDINALS 24													DECEMBER 3, 2023												
STEELERS													CARDINALS												
#	RECD	LOST	POSS	OBTAINED	BEGAN	PLAYS	YDS	PEN	NET	1ST	ENDED	GIVEN UP	#	RECD	LOST	POSS	OBTAINED	BEGAN	PLAYS	YDS	PEN	NET	1ST	ENDED	GIVEN UP
1	15:00	12:01	2:59	Kickoff	PIT 24	7	65	0	65	2	ARI 11	Field Goal	1	12:01	11:07	0:54	Kickoff	ARI 29	3	0	0	0	0	ARI 29	Punt
2	11:07	09:16	1:51	Punt	PIT 29	3	2	0	2	0	PIT 31	Punt	2	09:16	05:44	3:32	Punt	ARI 35	7	22	10	32	2	PIT 33	Field Goal
3	05:44	02:37	3:07	Kickoff	PIT 25	5	17	0	17	1	PIT 42	Punt	3	02:37	01:47	1:30	Punt	ARI 16	3	-1	0	-1	0	ARI 15	Punt
4	01:07	14:48	1:19	Punt	PIT 37	3	4	0	4	0	PIT 41	Punt	4	14:48	14:04	0:36	Kickoff	ARI 34	4	5	10	1	ARI 44	Punt	
5	12:44	04:51	7:53	Punt	PIT 20	12	68	11	79	5	ARI 21	Downs	5	04:51	00:15	4:36	Downs	ARI 1	15	109	-10	99	5	PIT 5	Touchdown
6	00:15	00:00	0:15	Kickoff	PIT 25	1	-1	0	-1	0	PIT 25	End Half	6	15:00	14:04	0:56	Kickoff	ARI 25	3	6	0	6	0	ARI 31	Punt
7	14:04	10:29	3:35	Punt	PIT 7	7	22	-5	17	2	PIT 30	Fumble	7	10:29	07:18	3:11	Fumble	PIT 21	7	14	7	21	3	PIT 1	Touchdown
8	07:18	03:20	3:58	Kickoff	PIT 25	9	53	-5	48	3	ARI 27	Missed FG	8	03:20	02:19	6:01	Missed FG	ARI 35	9	43	-15	28	2	PIT 37	Punt
9	12:19	10:36	1:43	Punt	PIT 4	3	5	0	5	0	PIT 9	Punt	9	10:36	08:28	2:08	Punt	PIT 33	4	33	0	33	2	PIT 9	Touchdown
10	08:28	04:25	4:03	Kickoff	PIT 25	10	70	5	75	5	ARI 2	Touchdown	10	04:25	00:00	4:25	Kickoff	ARI 25	9	47	5	52	3	PIT 22	End Game

WEEK 14: STEELERS 18, PATRIOTS 21													DECEMBER 7, 2023													
STEELERS													PATRIOTS													
#	RECD	LOST	POSS	OBTAINED	BEGAN	PLAYS	YDS	PEN	NET	1ST	ENDED	GIVEN UP	#	RECD	LOST	POSS	OBTAINED	BEGAN	PLAYS	YDS	PEN	NET	1ST	ENDED	GIVEN UP	
1	11:12	06:39	4:33	Kickoff	PIT 31	7	20	11	31	2	NE 38	Field Goal	1	15:00	11:12	3:48	Kickoff	NE 25	8	75	0	75	4	PIT 11	Touchdown	
2	04:49	03:49	1:00	Punt	PIT 21	3	4	0	4	0	PIT 25	Punt	2	06:39	04:49	1:50	Punt	NE 25	3	12	-10	2	0	NE 27	Punt	
3	02:05	14:47	2:18	Punt	PIT 15	5	12	0	12	1	PIT 27	Interception	3	03:49	02:05	1:44	Punt	NE 27	5	28	0	28	2	PIT 45	Punt	
4	14:14	12:45	1:29	Kickoff	PIT 25	3	2	0	2	0	PIT 27	Punt	4	14:47	14:14	0:33	Interception	PIT 11	2	11	0	11	1	PIT 8	Touchdown	
5	11:13	09:48	1:25	Punt	PIT 20	3	5	0	5	0	PIT 25	Punt	5	12:45	11:13	1:32	Punt	NE 28	3	6	0	6	0	NE 34	Punt	
6	07:38	02:50	4:48	Kickoff	PIT 25	8	70	5	75	5	NE 25	Touchdown	6	09:48	07:38	2:10	Kickoff	NE 41	4	59	0	59	2	PIT 24	Touchdown	
7	00:19	00:00	0:19	Punt	PIT 9	1	-1	0	-1	0	PIT 9	End Half	7	02:50	00:19	2:31	Kickoff	NE 11	7	8	28	0	28	2	NE 39	Punt
8	15:00	07:51	7:09	Kickoff	PIT 17	11	31	0	32	3	PIT 49	Punt	8	07:51	05:12	2:39	Punt	NE 20	4	21	-10	11	1	NE 31	Punt	
9	05:12	03:07	2:05	Punt	PIT 26	3	7	0	7	0	PIT 33	Punt	9	03:07	00:58	2:09	Punt	NE 31	4	12	0	12	1	NE 43	Interception	
10	00:58	14:54	1:04	Interception	NE 16	4	9	0	9	0	NE 8	Downs	10	14:54	13:23	1:31	Downs	NE 7	3	8	0	8	0	NE 15	Punt	
11	13:23	11:44	1:39	Punt	NE 26	4	19	7	26	3	NE 1	Touchdown	11	11:44	08:24	3:20	Kickoff	NE 25	5	20	0	20	1	NE 45	Punt	
12	08:24	04:58	3:26	Punt	PIT 20	7	18	-5	13	1	PIT 33	Punt	12	04:58	02:44	2:14	Punt	NE 14	3	9	0	9	0	NE 23	Punt	
13	02:44	01:55	0:49	Punt	PIT 27	6	22	0	22	1	PIT 49	Downs	13	01:55	00:15	1:40	Downs	PIT 48	3	14	-5	9	0	PIT 39	Punt	
14	00:15	00:00	0:15	Punt	PIT 13	2	45	0	45	2	PIT 37	End Game														

WEEK 15: STEELERS 13, COLTS 30													DECEMBER 16, 2023												
STEELERS													COLTS												
#	RECD	LOST	POSS	OBTAINED	BEGAN	PLAYS	YDS	PEN	NET	1ST	ENDED	GIVEN UP	#	RECD	LOST	POSS	OBTAINED	BEGAN	PLAYS	YDS	PEN	NET	1ST	ENDED	GIVEN UP
1	15:00	12:52	2:08	Kickoff	PIT 38	3	0	0	0	0	PIT 38	Punt	1	12:52	07:30	5:22	Punt	IND 31	10	32	0	32	2	PIT 37	Missed FG
2	07:30	01:12	6:18	Missed FG	PIT 46	12	54	0	54	4	IND 1	Touchdown	2	01:12	14:53	1:19	Kickoff	IND 25	3	0	0	0	0	IND 25	Blocked Punt
3	14:53	14:07	0:46	Blocked Punt	IND 1	2	1	0	1	1	IND 4	Touchdown	3	14:07	11:21	2:46	Kickoff	IND 25	7	80	-5	75	3	PIT 16	Touchdown
4	11:21	09:26	1:55	Kickoff	PIT 36	3	19	-5	14	2	IND 3	Interception	4	09:26	03:23	6:03	Interception	IND 29	13	55	15	70	4	PIT 1	Downs
5	03:23	00:44	2:39	Downs	PIT 2	6	31	0	31	1	PIT 33	Punt	5	00:44	00:22	0:22	Punt	IND 26	3	48	26	74	3	PIT 14	Touchdown
6	00:22	00:00	0:22	Kickoff	PIT 25	3	9	0	9	0	PIT 25	End Half	6	15:00	13:28	1:32	Kickoff	IND 25	3	8	0	8	0	IND 33	Punt
7	13:28	13:22	0:06	Punt	PIT 10	1	2	0	2	0	PIT 10	Fumble	7	13:22	13:16	0:06	Fumble	PIT 18	1	18	0	18	1	PIT 18	Touchdown
8	13:16	11:12	2:04	Kickoff	PIT 25	3	2	0	2	0	PIT 23	Punt	8	11:12	09:02	2:10	Punt	IND 49	5	40	0	40	1	PIT 11	Field Goal
9	09:02	03:14	5:48	Kickoff	PIT 25	8	66	-30	36	2	IND 39	Punt	9	03:14	01:17	8:57	Punt	IND 17	15	70	0	70	4	PIT 13	Field Goal
10	09:17	05:57	3:20	Kickoff	PIT 25	7	31	-5	26	2	IND 49	Interception	10	05:57	02:08	3:49	Interception	PIT 45	6	20	0	20	1	PIT 25	Missed FG
11	02:08	01:42	0:26	Missed FG	PIT 33	4	-8	0	-8	0	PIT 36	Downs	11	01:42	00:48	0:54	Downs	PIT 25	4	1	0	1	0	PIT 24	Field Goal
12	00:48	00:00	0:48	Kickoff	PIT 25	2	13	0	13	1	PIT 36	End Game													

WEEK 16: STEELERS 34, BENGALS 11													DECEMBER 23, 2023												
STEELERS													BENGALS												
#	RECD	LOST	POSS	OBTAINED	BEGAN	PLAYS	YDS	PEN	NET	1ST	ENDED	GIVEN UP	#	RECD	LOST	POSS	OBTAINED	BEGAN	PLAYS	YDS	PEN	NET	1ST	ENDED	GIVEN UP
1	11:37	10:45	0:52	Punt	PIT 8	2	92	0	92	1	PIT 14	Touchdown	1	15:00	11:37	3:23	Kickoff	CIN 25	6	22	0	22	1	CIN 47	Punt
2	05:01	14:21	5:40	Interception	PIT 20	10	80	0	80	5	CIN 7	Touchdown	2	10:45	05:01	5:44	Kickoff	CIN 25	10	59	0	59	3	PIT 47	Interception
3	13:12	11:00	2:12	Punt	PIT 48	5	3	0	3	1	CIN 49	Punt	3	14:21	13:12	1:09	Kickoff	CIN 25	3	-9	0	-9	0	CIN 16	Punt
4	08:41	07:06	1:35	Interception	CIN 14	4	14	0	14	2	CIN 3	Touchdown	4	11:00	08:41	2:19	Punt	CIN 7	4	11	0	11	1	CIN 18	Interception
5	02:14	00:00	2:14	Downs	PIT 5	12	74	-10	64	3	CIN 31	Field Goal	5	07:06	02:14	4:52	Kickoff	CIN 25	8	70	0	70	3	PIT 5	Downs
6	15:00	11:22	3:38	Kickoff	PIT 25	6	20	0	20	1	PIT 45	Punt	6	11:22	11:11	0:11	Punt	CIN 20	1	80	0	80	1	CIN 20	Touchdown
7	11:11	09:38	1:33	Kickoff	PIT 25	3	75	0	75	1	PIT 34	Touchdown	7	09:38	06:38	3:00									

WEEK 17: STEELERS 30, SEAHAWKS 23											DECEMBER 31, 2023														
STEELERS											SEAHAWKS														
#	RECD	LOST	POSS	OBTAINED	BEGAN	PLAYS	YDS	PEN	NET	1ST	ENDED	GIVEN UP	#	RECD	LOST	POSS	OBTAINED	BEGAN	PLAYS	YDS	PEN	NET	1ST	ENDED	GIVEN UP
1	15:00	11:25	3:35	Kickoff	PIT 25	8	34	0	34	2	SEA 41	Downs	1	11:25	09:44	1:41	Downs	SEA 41	3	9	0	9	0		Punt
2	09:44	01:47	7:57	Punt	PIT 20	14	85	-5	80	6	SEA 18	Touchdown	2	01:47	13:50	2:57	Kickoff	SEA 25	7	75	0	75	4	PIT 13	Touchdown
3	13:50	10:27	3:23	Kickoff	PIT 25	6	54	0	54	2	SEA 21	Field Goal	3	10:27	05:30	4:57	Kickoff	SEA 25	8	85	-10	75	5	PIT 12	Touchdown
4	05:30	01:36	3:54	Kickoff	PIT 25	9	75	0	75	4	SEA 9	Touchdown	4	01:36	00:36	1:00	Kickoff	SEA 25	3	9	0	9	0	SEA 34	Punt
5	00:36	00:00	0:36	Punt	PIT 20	2	9	0	9	0	PIT 25	End Half	5	15:00	10:47	4:13	Kickoff	SEA 35	9	51	-10	41	2	PIT 24	Field Goal
6	10:47	06:57	3:50	Kickoff	PIT 29	6	76	-5	71	4	SEA 4	Touchdown	6	06:57	04:35	2:22	Kickoff	SEA 36	3	6	0	6	0	SEA 42	Punt
7	04:35	01:10	3:25	Punt	PIT 21	5	19	0	19	1	PIT 40	Punt	7	01:10	13:30	2:40	Punt	SEA 14	7	62	0	62	2	PIT 24	Field Goal
8	13:30	07:07	6:23	Kickoff	PIT 27	13	65	0	65	3	SEA 8	Field Goal	8	07:07	07:00	0:07	Kickoff	SEA 25	1	-9	0	-9	0	SEA 25	Fumble
9	07:00	04:31	2:29	Fumble	SEA 16	6	13	0	13	1	SEA 3	Field Goal	9	04:31	02:01	2:30	Kickoff	SEA 26	11	74	-5	69	4	PIT 5	Field Goal
10	02:01	00:00	2:01	Kickoff	SEA 44	5	38	0	38	2	SEA 5	End Game													

WEEK 18: STEELERS 17, RAVENS 10											JANUARY 6, 2024														
STEELERS											RAVENS														
#	RECD	LOST	POSS	OBTAINED	BEGAN	PLAYS	YDS	PEN	NET	1ST	ENDED	GIVEN UP	#	RECD	LOST	POSS	OBTAINED	BEGAN	PLAYS	YDS	PEN	NET	1ST	ENDED	GIVEN UP
1	15:00	11:37	3:23	Kickoff	PIT 25	6	22	0	22	1	PIT 47	Punt	1	11:37	10:08	1:29	Punt	BAL 19	3	7	0	7	0	BAL 26	Punt
2	10:08	02:36	7:32	Punt	PIT 24	12	76	0	76	6	BAL 6	Touchdown	2	02:36	01:34	1:02	Kickoff	BAL 25	3	3	0	3	0	BAL 28	Punt
3	01:34	14:52	1:42	Punt	PIT 37	3	7	-5	2	0	PIT 39	Punt	3	14:52	13:28	1:24	Punt	BAL 35	3	10	0	10	1	BAL 45	Fumble
4	13:28	11:02	2:26	Fumble	BAL 45	4	18	-5	13	1	BAL 33	Fumble	4	11:02	07:26	3:36	Fumble	BAL 33	6	14	-6	8	1	BAL 41	Punt
5	07:26	05:07	2:19	Punt	PIT 10	3	9	0	9	0	PIT 19	Punt	5	05:07	02:19	2:48	Punt	BAL 29	6	71	0	71	3	PIT 27	Touchdown
6	02:19	00:05	2:14	Kickoff	PIT 40	8	23	0	23	2	BAL 34	Fumble	6	00:05	00:00	0:05	Fumble	BAL 37	1	-1	0	-1	0	BAL 37	End Half
7	13:13	10:21	2:52	Punt	PIT 36	4	9	-5	4	1	PIT 40	Punt	7	15:00	13:13	1:47	Kickoff	BAL 25	3	-1	-5	-6	0	BAL 19	Punt
8	08:18	05:32	2:46	Punt	PIT 34	4	2	0	2	1	PIT 36	Punt	8	10:21	08:18	2:03	Punt	BAL 21	3	-5	0	-5	0	BAL 16	Punt
9	02:50	14:49	3:01	Punt	PIT 11	6	89	0	89	2	PIT 29	Touchdown	9	05:32	02:50	2:42	Punt	BAL 18	7	31	0	31	2	BAL 49	Punt
10	10:03	07:41	2:22	Punt	PIT 43	3	4	0	4	0	PIT 47	Punt	10	14:49	10:03	4:46	Kickoff	BAL 25	9	26	0	26	2	PIT 49	Punt
11	07:14	03:13	4:01	Fumble	BAL 32	9	25	0	25	2	BAL 7	Field Goal	11	07:41	07:14	0:27	Punt	BAL 20	2	12	0	12	0	BAL 27	Fumble
12	00:16	00:00	0:16	Kickoff	BAL 45	1	-1	0	-1	0	BAL 45	End Game	12	03:13	00:16	2:57	Kickoff	BAL 25	12	57	0	57	4	PIT 18	Field Goal

DATE	OPPONENT	STEELERS								OPPONENT							
		FIRST HALF				SECOND HALF				FIRST HALF				SECOND HALF			
		PLAYS	YDS	TIME	RESULT	PLAYS	YDS	TIME	RESULT	PLAYS	YDS	TIME	RESULT	PLAYS	YDS	TIME	RESULT
09/10	49ers	3	-5	1:45	Punt	4	30	2:02	Punt	7	54	3:46	TD	2	75	0:58	TD
09/18	Browns	3	7	0:39	INT	9	44	3:13	FG	1	0	0:09	INT	4	75	1:46	TD
09/24	at Raiders	3	9	2:04	Punt	9	52	4:29	FG	3	7	1:29	Punt	3	7	1:03	Punt
10/01	at Texans	8	13	4:09	INT	10	58	5:29	FG	12	69	6:05	TD	3	-10	0:51	Punt
10/08	Ravens	6	16	3:24	Punt	3	9	1:55	Punt	6	34	2:24	Punt	5	28	2:58	Punt
10/22	at Rams	3	3	1:22	Punt	3	7	1:25	TD	5	6	2:55	Punt	1	0	0:16	INT
10/29	Jaguars	3	-5	0:57	Punt	3	-9	1:25	Punt	6	21	3:16	FG	9	39	4:38	FUM
11/02	Titans	10	78	4:49	TD	15	75	8:17	FG	14	72	7:23	FG	3	2	1:02	Punt
11/12	Packers	9	75	4:59	TD	3	0	1:58	Punt	10	69	5:19	TD	11	31	5:52	FG
11/19	at Browns	3	-2	2:04	Punt	2	75	0:50	TD	8	31	4:32	Punt	9	25	4:28	Punt
11/26	at Bengals	4	32	2:51	Punt	14	79	7:50	TD	3	-3	1:38	Punt	10	57	5:36	INT
12/03	Cardinals	7	65	2:59	FG	7	17	3:35	FUM	3	0	0:54	Punt	3	6	0:56	Punt
12/07	Patriots	7	31	4:33	FG	11	32	7:09	Punt	8	75	3:48	TD	4	11	2:39	Punt
12/16	at Colts	3	0	2:08	Punt	1	2	0:06	FUM	10	32	5:22	Miss FG	3	8	1:32	Punt
12/23	Bengals	2	92	0:52	TD	6	20	3:38	Punt	6	22	3:23	Punt	1	80	0:11	TD
12/31	at Seahawks	8	34	3:35	Downs	6	71	3:50	TD	3	9	1:41	Punt	9	41	4:13	FG
10/06	at Ravens	6	22	3:23	Punt	4	4	2:52	Punt	3	7	1:29	Punt	3	-6	1:47	Punt

DATE	OPPONENT	STARTING QB	POSS	TD	PAT	2-PT	M-2PT	FG	FGA	MFG	BK-FG	PUNT	INT	FUM	SAF	DWNS	HF	GM	PTS	TD%	SCORE%	PTS/POSS
9/10	San Francisco	K. Pickett	11	1	1	0	0	0	0	0	0	6	2	0	0	2	0	7	9.1	9.1	0.64	
9/18	Cleveland	K. Pickett	14	1	2	1	0	2	2	0	0	7	1	1	0	0	1	12	7.1	21.4	0.86	
9/24	at Las Vegas	K. Pickett	13	2	2	0	0	3	3	0	0	6	0	0	0	0	1	23	15.4	38.5	1.77	
10/1	at Houston	K. Pickett	10	0	0	0	0	2	2	0	0	5	1	0	0	1	0	6	0.0	20.0	0.60	
10/8	Baltimore	K. Pickett	12	1	0	1	0	3	3	0	0	6	0	1	1	0	1	15	8.3	33.3	1.25	
10/22	at L.A. Rams	K. Pickett	11	3	3	0	0	1	1	0	0	5	0	0	0	0	1	24	27.3	36.4	2.18	
10/29	Jacksonville	K. Pickett	12	1	1	0	0	1	2	1	0	6	2	0	0	1	0	10	8.3	16.7	0.83	
11/2	Tennessee	K. Pickett	9	2	2	0	0	2	2	0	0	4	0	0	0	0	0	20	22.2	44.4	2.22	
11/12	Green Bay	K. Pickett	10	2	2	0	0	3	3	0	0	5	0	0	0	0	0	23	20.0	50.0	2.30	
11/19	at Cleveland	K. Pickett	13	1	1	0	0	1	1	0	0	9	0	0	0	0	1	10	7.7	15.4	0.77	
11/26	at Cincinnati	K. Pickett	10	1	1	0	0	3	3	0	0	4	0	1	0	0	0	16	10.0	40.0	1.60	
12/3	Arizona	K. Pickett	10	1	1	0	0	1	2	1	0	4	0	1	0	1	1	10	10.0	20.0	1.00	
12/7	New England	M. Trubisky	14	2	2	1	1	1	1	0	0	6	1	0	0	2	1	18	14.3	21.4	1.29	
12/16	at Indianapolis	M. Trubisky	12	2	1	0	0	0	0	0	0	4	2	1	0	1	1	13	16.7	16.7	1.08	
12/23	Cincinnati	M. Rudolph	11	4	4	0	0	2	2	0	0	5	0	0	0	0	0	34	36.4	54.5	3.09	
12/31	at Seattle	M. Rudolph	10	3	3	0	0	3	3	0	0	1	0	0	0	1	1	30	30.0	60.0	3.00	
1/6	at Baltimore	M. Rudolph	12	2	2	0	0	1	1	0	0	6	0	2	0	0	0	17	16.7	25.0	1.42	
K. PICKETT TOTALS:			135	16	16	2	0	22	24	2	0	67	6	4	1	5	6	8	176	11.9	28.1	1.30
M. TRUBISKY TOTALS:			26	4	3	1	1	1	1	0	0	10	3	1	0	3	2	31	15.4	19.2	1.19	
M. RUDOLPH TOTALS:			33	9	9	0	0	6	6	0	0	12	0	2	0	1	1	2	81	27.3	45.5	2.45
2023 TOTALS			194	29	28	3	1	29	31	2	0	89	9	7	1	9	9	12	288	14.9	29.9	1.48

Report only includes Starting QB stats.

DATE	OPPONENT	STARTING QB	POS S	T D	PA T	2-PT	M-2PT	F G	FGA	MFG	BK-FG	PUN T	IN T	FU M	SA F	DWN S	H F	G M	PT S	TD%	SCORE %	PTS/POS S
9/10	San Francisco	B. Purdy	12	3	3	0	0	3	3	0	0	3	0	1	0	0	1	1	30	25.0	50.0	2.50
9/18	Cleveland	D. Watson	15	2	2	2	2	2	3	1	0	5	1	3	0	1	0	0	22	13.3	26.7	1.47
9/24	at Las Vegas	J. Garoppolo	12	2	2	1	1	1	1	0	0	5	3	0	0	1	0	0	18	16.7	25.0	1.50
10/1	at Houston	C. Stroud	10	3	3	0	0	3	3	0	0	3	0	0	0	1	0	0	30	30.0	60.0	3.00
10/8	Baltimore	L. Jackson	12	1	1	0	0	1	1	0	0	5	1	2	0	2	0	0	10	8.3	25.0	0.83
10/22	at L.A. Rams	M. Stafford	10	2	1	1	1	1	3	2	0	4	1	0	0	0	0	0	17	20.0	30.0	1.70
10/29	Jacksonville	T. Lawrence	11	1	1	1	1	4	4	0	0	3	1	2	0	0	0	0	20	9.1	45.5	1.82
11/2	Tennessee	W. Levis	9	1	1	0	0	3	3	0	0	3	1	0	0	1	0	0	16	11.1	44.4	1.78
11/12	Green Bay	J. Love	11	2	1	0	0	2	2	0	0	4	2	0	0	0	1	0	19	18.2	36.4	1.73
11/19	at Cleveland	D. Thompson-Robinson	12	1	1	0	0	2	2	0	0	8	1	0	0	0	0	0	13	8.3	25.0	1.08
11/26	at Cincinnati	J. Browning	10	1	1	0	0	1	1	0	0	6	1	0	0	0	1	0	10	10.0	20.0	1.00
12/3	Arizona	K. Murray	10	3	3	0	0	1	1	0	0	5	0	0	0	0	0	1	24	30.0	40.0	2.40
12/7	New England	B. Zappe	13	3	3	0	0	0	0	0	0	9	1	0	0	0	0	0	21	23.1	23.1	1.62
12/16	at Indianapolis	G. Minshew II	11	3	3	0	0	3	5	2	0	2	0	0	0	1	0	0	30	27.3	54.5	2.73
12/23	Cincinnati	J. Browning	11	1	1	1	1	1	1	0	0	3	3	0	0	2	0	1	11	9.1	18.2	1.00
12/31	at Seattle	G. Smith	9	2	2	0	0	3	3	0	0	3	0	1	0	0	0	0	23	22.2	55.6	2.56
1/6	at Baltimore	T. Huntley	12	1	1	0	0	1	1	0	0	7	0	2	0	0	1	0	10	8.3	16.7	0.83
2023 TOTALS			190	32	30	6	6	32	37	5	0	78	16	11	0	9	4	3	324	16.8	34.2	1.71

Report only includes Starting QB stats.

STEELERS																							
DATE	OPPONENT	STARTING																					
		QB	POSS	TD	PAT	2-PT	M-2PT	FG	FGA	MFG	BK-FG	PUNT	INT	FUM	SAF	DFWNS	HFGM	PTS	TD%	SCORE%	PTS/POSS		
9/10	San Francisco	Pickett	11	1	1	0	0	0	0	0	0	0	6	2	0	0	2	0	0	7	9.1	9.1	0.64
9/18	Cleveland	Pickett	14	1	2	1	0	2	2	0	0	7	1	1	0	0	1	1	12	7.1	21.4	0.86	
9/24	at Las Vegas	Pickett	13	2	2	0	0	3	3	0	0	6	0	0	0	0	1	1	23	15.4	38.5	1.77	
10/1	at Houston	Pickett	10	0	0	0	0	2	2	0	0	5	1	0	0	1	0	1	6	0.0	20.0	0.60	
10/8	Baltimore	Pickett	12	1	0	1	0	3	3	0	0	6	0	1	1	0	1	1	15	8.3	33.3	1.25	
10/22	at L.A. Rams	Pickett	11	3	3	0	0	1	1	0	0	5	0	0	0	0	1	1	24	27.3	36.4	2.18	
10/29	Jacksonville	Pickett	12	1	1	0	0	1	2	1	0	6	2	0	0	1	0	0	10	8.3	16.7	0.83	
11/2	Tennessee	Pickett	9	2	2	0	0	2	2	0	0	4	0	0	0	0	0	1	20	22.2	44.4	2.22	
11/12	Green Bay	Pickett	10	2	2	0	0	3	3	0	0	5	0	0	0	0	0	0	23	20.0	50.0	2.30	
11/19	at Cleveland	Pickett	13	1	1	0	0	1	1	0	0	9	0	0	0	0	1	1	10	7.7	15.4	0.77	
11/26	at Cincinnati	Pickett	10	1	1	0	0	3	3	0	0	4	0	1	0	0	0	1	16	10.0	40.0	1.60	
12/3	Arizona	Pickett	10	1	1	0	0	1	2	1	0	4	0	1	0	1	1	0	10	10.0	20.0	1.00	
12/7	New England	Trubisky	14	2	2	1	1	1	1	0	0	6	1	0	0	2	1	1	18	14.3	21.4	1.29	
12/16	at Indianapolis	Trubisky	12	2	1	0	0	0	0	0	0	4	2	1	0	1	1	1	13	16.7	16.7	1.08	
12/23	Cincinnati	Rudolph	11	4	4	0	0	2	2	0	0	5	0	0	0	0	0	0	34	36.4	54.5	3.09	
12/31	at Seattle	Rudolph	10	3	3	0	0	3	3	0	0	1	0	0	0	1	1	1	30	30.0	60.0	3.00	
1/6	at Baltimore	Rudolph	12	2	2	0	0	1	1	0	0	6	0	2	0	0	0	1	17	16.7	25.0	1.42	
2023 TOTALS			194	29	28	3	1	29	31	2	0	89	9	7	1	9	9	12	288	14.9	29.9	1.48	

OPPONENTS		STARTING QB	POSS	TD	PAT	2-PT	M-2PT	FG	FGA	MFG	RGK-FG	PUNT	INT	FUM	SAF	OWNS	HFGM	RTS	TD%	SCORE%	PTS/POSS	
9/10	San Francisco	Purdy	12	3	3	0	0	3	3	0	0	3	0	1	0	0	11	1	30	25.0	50.0	2.50
9/18	Cleveland	Watson	15	2	2	2	2	2	3	1	0	5	1	3	0	1	0	0	22	13.3	26.7	1.47
9/24	at Las Vegas	Garoppolo	12	2	2	1	1	1	1	0	0	5	3	0	0	1	0	0	18	16.7	25.0	1.50
10/1	at Houston	Stroud	10	3	3	0	0	3	3	0	0	3	0	0	0	1	0	0	30	30.0	60.0	3.00
10/8	Baltimore	Jackson	12	1	1	0	0	1	1	0	0	5	1	2	0	2	0	0	10	8.3	25.0	0.83
10/22	at L.A. Rams	Stafford	10	2	1	1	1	1	3	2	0	4	1	0	0	0	0	0	17	20.0	30.0	1.70
10/29	Jacksonville	Lawrence	11	1	1	1	1	4	4	0	0	3	1	2	0	0	0	0	20	9.1	45.5	1.82
11/2	Tennessee	Levis	9	1	1	0	0	3	3	0	0	3	1	0	0	1	0	0	16	11.1	44.4	1.78
11/12	Green Bay	Love	11	2	1	0	0	2	2	0	0	4	2	0	0	1	0	0	19	18.2	36.4	1.73
11/19	at Cleveland	Thompson-Robinson	12	1	1	0	0	2	2	0	0	8	1	0	0	0	0	0	13	8.3	25.0	1.08
11/26	at Cincinnati	Browning	10	1	1	0	0	1	1	0	0	6	1	0	0	1	0	0	10	10.0	20.0	1.00
12/3	Arizona	Murray	10	3	3	0	0	1	1	0	0	5	0	0	0	0	1	24	30.0	40.0	2.40	
12/7	New England	Zappe	13	3	3	0	0	0	0	0	0	9	1	0	0	0	0	21	23.1	23.1	1.62	
12/16	at Indianapolis	Minshew II	11	3	3	0	0	3	5	2	0	2	0	0	0	1	0	0	30	27.3	54.5	2.73
12/23	Cincinnati	Browning	11	1	1	1	1	1	1	0	0	3	3	0	0	2	0	1	11	9.1	18.2	1.00
12/31	at Seattle	Smith	9	2	2	0	0	3	3	0	0	3	0	1	0	0	0	0	23	22.2	55.6	2.56
1/6	at Baltimore	Huntley	12	1	1	0	0	1	1	0	0	7	0	2	0	0	1	0	10	8.3	16.7	0.83
2023 TOTALS			190	32	30	6	6	32	37	5	0	78	16	11	0	9	4	3	324	16.8	34.2	1.71

DATE	OPPONENT	ACQUIRED	DRIVE START	PLAYS	YARDS	Q/TIME	FIRST DOWNS	SCORING PLAY	PIT	OPP
09/10	San Francisco	Punt	PIT 5	12	95	Q2/1:25	6	P. Friermuth: 3-yard pass from K. Pickett	7	20
09/18	Cleveland	Punt	CLE 39	4	5	Q2/1:20	0	C. Boswell: 52-yard FG	10	11
		Kickoff	PIT 18	4	82	Q2/1:56	2	G. Pickens: 71-yard pass from K. Pickett	16	11
09/24	at Las Vegas	Kickoff	PIT 25	9	44	Q3/3:13	2	C. Boswell: 50-yard FG	19	14
		Interception	PIT 25	3	75	Q1/0:52	1	C. Austin III: 72-yard pass from K. Pickett	7	7
		Punt	PIT 31	8	44	Q2/3:51	3	C. Boswell: 43-yard FG	10	7
		Punt	PIT 23	11	54	Q2/5:08	4	C. Boswell: 42-yard FG	13	7
		Interception	PIT 9	9	52	Q3/4:29	2	C. Boswell: 57-yard FG	16	7
10/01	at Houston	Kickoff	PIT 25	10	58	Q3/5:29	3	C. Boswell: 35-yard FG	3	16
		Punt	HOU 46	7	41	Q3/2:53	1	C. Boswell: 23-yard FG	6	16
10/08	Baltimore	Fumble	PIT 49	7	26	Q2/2:15	2	C. Boswell: 43-yard FG	3	10
		Kickoff	PIT 44	9	49	Q4/4:02	3	C. Boswell: 25-yard FG	8	10
		Interception	PIT 20	8	80	Q4/2:49	3	G. Pickens: 41-yard pass from K. Pickett	14	10
		Fumble	BAL 18	4	-6	Q4/0:13	0	C. Boswell: 42-yard FG	17	10
10/22	at L.A. Rams	Missed FG	PIT 43	8	22	Q1/3:44	2	Q2: C. Boswell: 53-yard FG	3	0
		Interception	LAR 7	3	7	Q3/1:25	1	K. Pickett: 1-yard run	10	9
		Missed FG	PIT 41	5	59	Q3/2:33	2	Q4: J. Warren: 13-yard run	17	17
		Punt	PIT 20	10	80	Q4/5:16	7	N. Harris: 3-yard run	24	17
10/29	Jacksonville	Interception	PIT 2	12	93	Q2/6:16	5	C. Boswell: 22-yard FG	3	6
		Kickoff	PIT 25	8	75	Q3/4:12	4	G. Pickens: 22-yard pass from M. Trubisky	10	17
11/02	Tennessee	Kickoff	PIT 22	10	78	Q1/4:49	5	N. Harris: 10-yard run	7	0
		Kickoff	PIT 24	10	65	Q2/5:19	5	C. Boswell: 29-yard FG	10	10
		Punt	PIT 13	15	75	Q3/8:17	5	C. Boswell: 30-yard FG	13	13
		Punt	PIT 8	11	92	Q4/5:11	6	D. Johnson: 3-yard pass from K. Pickett	20	16
11/12	Green Bay	Kickoff	PIT 25	9	75	Q1/4:59	6	N. Harris: 4-yard run	7	0
		Kickoff	PIT 40	11	60	Q1/5:30	5	Q2: J. Warren: 16-yard run	14	7
		Punt	PIT 46	8	30	Q2/4:58	2	C. Boswell: 42-yard FG	17	7
		Kickoff	PIT 34	5	35	Q3/1:59	1	C. Boswell: 49-yard FG	20	19
11/19	at Cleveland	Kickoff	PIT 34	8	49	Q4/4:10	3	C. Boswell: 35-yard FG	23	19
		Punt	PIT 25	2	75	Q3/0:50	1	J. Warren: 74-yard run	7	10
11/26	at Cincinnati	Punt	PIT 28	13	62	Q4/7:10	4	C. Boswell: 26-yard FG	10	10
		Interception	PIT 11	8	66	Q1/3:44	2	Q2: C. Boswell: 41-yard FG	3	0
		Punt	PIT 21	14	79	Q3/7:50	7	N. Harris: 5-yard run	10	7
		Punt	PIT 22	10	62	Q4/5:07	2	C. Boswell: 34-yard FG	13	7
12/03	Arizona	Kickoff	PIT 33	7	52	Q4/3:07	3	C. Boswell: 33-yard FG	16	7
		Kickoff	PIT 24	7	65	Q1/2:59	2	C. Boswell: 29-yard FG	3	0
12/07	New England	Kickoff	PIT 25	10	75	Q4/4:03	5	D. Johnson: 2-yard pass from M. Trubisky	10	24
		Kickoff	PIT 31	7	31	Q1/4:33	2	C. Boswell: 56-yard FG	3	7
12/16	at Indianapolis	Kickoff	PIT 25	8	75	Q2/4:48	5	D. Johnson: 25-yard pass from M. Trubisky	10	21
		Punt	NE 26	4	26	Q4/1:39	3	M. Trubisky: 1-yard run	18	21
		Missed FG	PIT 46	12	54	Q1/6:18	4	M. Trubisky: 1-yard run	6	0
12/23	Cincinnati	Blocked Punt	IND 1	2	1	Q2/0:46	1	D. Johnson: 4-yard pass from M. Trubisky	13	0
		Punt	PIT 8	2	92	Q1/0:52	1	G. Pickens: 86-yard pass from M. Rudolph	7	0
		Interception	PIT 20	10	80	Q1/5:40	5	Q2: C. Austin III: 7-yard run	14	0
		Interception	CIN 14	4	14	Q2/1:35	2	N. Harris: 3-yard run	21	0
		Downs	PIT 5	12	64	Q2/2:14	3	C. Boswell: 50-yard FG	24	0
		Kickoff	PIT 25	3	75	Q3/1:33	1	G. Pickens: 66-yard pass from M. Rudolph	31	8
		Interception	CIN 43	9	31	Q4/5:29	2	C. Boswell: 30-yard FG	34	11
12/31	at Seattle	Punt	PIT 20	14	80	Q1/7:57	6	J. Warren: 18-yard run	7	0
		Kickoff	PIT 25	6	54	Q2/3:23	2	C. Boswell: 39-yard FG	10	7
		Kickoff	PIT 25	9	75	Q2/3:54	4	N. Harris: 9-yard run	17	14
		Kickoff	PIT 29	6	71	Q3/3:50	4	N. Harris: 4-yard run	24	17
		Kickoff	PIT 27	13	65	Q4/6:23	3	C. Boswell: 26-yard FG	27	20
		Fumble	SEA 16	6	13	Q4/2:29	1	C. Boswell: 21-yard FG	30	20
01/06	at Baltimore	Punt	PIT 24	12	76	Q1/7:32	6	N. Harris: 6-yard run	7	0
		Punt	PIT 11	6	89	Q3/3:01	2	Q4: D. Johnson: 71-yard pass from M. Rudolph	14	7
		Fumble	BAL 32	9	25	Q4/4:01	2	C. Boswell: 25-yard FG	17	7
AVG				8.1	56.9	3:52	3.1			
TOTALS				469	3,302	224:19	181			

DATE	OPPONENT	ACQUIRED	DRIVE START	PLAYS	YARDS	Q/TIME	FIRST DOWNS	SCORING PLAY	PIT	OPP
09/10	San Francisco	Punt	SF 46	7	54	Q1:3:46	3	B. Aiyuk: 8-yard pass from B. Purdy	0	7
		Interception	PIT 48	6	25	Q1:3:22	1	J. Moody: 41-yard FG	0	10
		Punt	SF 32	9	68	Q1:4:35	5	Q2: B. Aiyuk: 19-yard pass from B. Purdy	0	17
		Punt	50 yard line	7	37	Q2:3:55	2	J. Moody: 32-yard FG	0	20
		Kickoff	SF 25	2	75	Q3:0:58	2	C. McCaffrey: 65-yard run	7	27
09/18	Cleveland	Interception	SF 49	9	29	Q4:4:38	2	J. Moody: 40-yard FG	7	30
		Kickoff	CLE 25	11	50	Q1:16:05	3	D. Hopkins: 43-yard FG	7	3
		Fumble	PIT 23	4	23	Q1:11:06	2	Q2: J. Ford: 3-yard pass from D. Watson	7	11
		Punt	CLE 25	7	38	Q2:2:24	2	D. Hopkins: 55-yard FG	16	14
		Kickoff	CLE 25	4	75	Q3:1:46	2	P. Strong Jr.: 1-yard run	19	22
09/24	at Las Vegas	Punt	LV 26	7	74	Q1:13:23	3	D. Adams: 32-yard pass from J. Garoppolo	0	7
		Punt	LV 20	11	80	Q4:5:51	7	D. Adams: 1-yard pass from J. Garoppolo	23	15
		Punt	LV 48	9	44	Q4:2:13	2	D. Carlson: 26-yard FG	23	18
10/01	at Houston	Kickoff	HOU 31	12	69	Q1:16:05	6	D. Pierce: 2-yard pass from C. Stroud	0	7
		Interception	PIT 45	9	27	Q1:13:26	2	K. Fairbairn: 36-yard FG	0	10
		Punt	HOU 32	7	48	Q2:2:43	2	K. Fairbairn: 38-yard FG	0	13
		Punt	HOU 22	5	57	Q2:0:41	2	K. Fairbairn: 39-yard FG	0	16
		Downs	HOU 42	10	58	Q3:5:20	4	Q4: D. Schultz: 6-yard pass from D. Singletary	6	23
		Punt	HOU 14	11	86	Q4:6:24	4	N. Collins: 52-yard pass from C. Stroud	6	30
10/08	Baltimore	Punt	BAL 41	7	59	Q1:2:57	4	J. Hill: 14-yard run	0	7
		Punt	BAL 32	15	64	Q1:7:22	5	Q2: J. Tucker: 23-yard FG	0	10
10/22	at L. A. Rams	Punt	LAR 39	8	38	Q2:4:11	2	B. Maher: 41-yard FG	3	3
		Punt	LAR 12	8	88	Q2:3:29	3	T. Atwell: 31-yard pass from M. Stafford	3	9
10/29	Jacksonville	Kickoff	LAR 25	9	75	Q3:4:22	4	D. Henderson Jr.: 1-yard run	10	17
		Punt	JAX 47	6	21	Q1:13:16	1	B. McManus: 50-yard FG	0	3
		Punt	JAX 32	7	36	Q1:13:29	1	B. McManus: 51-yard FG	0	6
		Kickoff	JAX 37	9	43	Q2:2:55	3	B. McManus: 38-yard FG	3	9
		Punt	JAX 44	2	56	Q3:0:13	1	T. Etienne Jr.: 56-yard pass from T. Lawrence	3	17
11/02	Tennessee	Interception	JAX 41	7	40	Q4:4:45	2	B. McManus: 37-yard FG	10	20
		Kickoff	TEN 10	14	72	Q1:17:23	5	N. Folk: 36-yard FG	7	3
		Punt	TEN 27	11	73	Q2:16:26	5	D. Henry: 2-yard run	7	10
		Kickoff	TEN 25	8	57	Q2:11:16	3	N. Folk: 36-yard FG	10	13
		Kickoff	TEN 25	9	45	Q3:5:22	3	N. Folk: 48-yard FG	13	16
11/12	Green Bay	Kickoff	GB 31	10	69	Q1:15:19	4	R. Doubs: 8-yard pass from J. Love	7	7
		Kickoff	GB 13	7	87	Q2:3:54	4	J. Reed: 35-yard pass from J. Love	17	13
		Kickoff	PIT 44	11	31	Q3:5:52	2	A. Carlson: 31-yard FG	17	16
		Punt	GB 22	9	68	Q3:4:06	2	A. Carlson: 28-yard FG	17	19
11/19	at Cleveland	Punt	50 yard line	7	50	Q1:13:49	4	J. Ford: 1-yard run	0	7
		Punt	CLE 17	17	77	Q2:5:24	7	D. Hopkins: 25-yard FG	0	10
		Punt	CLE 35	8	48	Q4:1:16	3	D. Hopkins: 34-yard FG	10	13
11/26	at Cincinnati	Kickoff	CIN 47	4	53	Q2:2:09	2	D. Sample: 11-yard pass from J. Browning	3	7
		Kickoff	CIN 25	5	47	Q4:0:47	1	E. McPherson: 47-yard FG	16	10
12/03	Arizona	Punt	ARI 35	7	32	Q1:13:32	2	M. Prater: 51-yard FG	3	3
		Downs	ARI 1	15	99	Q2:4:36	5	T. McBride: 5-yard pass from K. Murray	3	10
		Fumble	PIT 21	7	21	Q3:3:11	3	J. Conner: 1-yard run	3	17
		Punt	PIT 33	4	33	Q4:2:08	2	J. Conner: 9-yard run	3	24
12/07	New England	Kickoff	NE 25	8	75	Q1:13:48	4	E. Elliott: 11-yard pass from B. Zappe	0	7
		Interception	PIT 11	2	11	Q2:0:33	1	H. Henry: 8-yard pass from B. Zappe	3	14
		Punt	NE 41	4	59	Q2:2:10	2	H. Henry: 24-yard pass from B. Zappe	3	21
12/16	at Indianapolis	Kickoff	IND 25	7	75	Q2:2:46	3	Z. Moss: 16-yard pass from G. Minshew II	13	7
		Punt	IND 26	3	74	Q2:0:22	3	D. Montgomery: 14-yard pass from G. Minshew II	13	14
		Fumble	PIT 18	1	18	Q3:0:06	1	M. Allie-Cox: 18-yard pass from G. Minshew II	13	21
		Punt	IND 49	5	40	Q3:2:10	1	M. Gay: 29-yard FG	13	24
		Punt	IND 17	15	70	Q3:8:57	4	Q4: M. Gay: 31-yard FG	13	27
		Downs	PIT 25	4	1	Q4:0:54	0	M. Gay: 42-yard FG	13	30
12/23	Cincinnati	Punt	CIN 20	1	80	Q3:0:11	1	T. Higgins: 80-yard pass from J. Browning	24	8
		Punt	CIN 32	12	51	Q3:5:08	4	E. McPherson: 35-yard FG	31	11
12/31	at Seattle	Kickoff	SEA 25	7	75	Q1:12:57	4	Q2: K. Walker III: 13-yard run	7	7
		Kickoff	SEA 25	8	75	Q2:4:57	5	J. Smith-Nigba: 12-yard pass from G. Smith	10	14
		Kickoff	SEA 35	9	41	Q3:4:13	2	J. Myers: 43-yard FG	17	17
		Punt	SEA 14	7	62	Q3:2:40	2	Q4: J. Myers: 42-yard FG	24	20
		Kickoff	SEA 26	11	69	Q4:2:30	4	J. Myers: 24-yard FG	30	23
01/06	at Baltimore	Punt	BAL 29	6	71	Q2:2:48	3	I. Likely: 27-yard pass from T. Huntley	7	7
		Kickoff	BAL 25	12	57	Q4:2:57	4	J. Tucker: 36-yard FG	17	10
AVG				7.8	54.7	3:28	2.9			
TOTALS				500	3,503	222:17	187			

PLAYS			NET YARDS			TIME		
DATE	OPPONENT	PLAYS	DATE	OPPONENT	NET YARDS	DATE	OPPONENT	TIME
11/2	Tennessee	15 (field goal)	9/10	San Francisco	95 (touchdown) [PEN: 19, GROSS: 76]	11/2	Tennessee	8:17 (field goal)
12/31	at Seattle	14 (touchdown)	10/29	Jacksonville	93 (field goal) [PEN: 32, GROSS: 61]	12/31	at Seattle	7:57 (touchdown)
11/26	at Cincinnati	14 (touchdown)	12/23	Cincinnati	92 (touchdown) [PEN: 0, GROSS: 92]	12/3	Arizona	7:53 (downs)
11/19	at Cleveland	13 (field goal)	11/2	Tennessee	92 (touchdown) [PEN: -2, GROSS: 94]	11/26	at Cincinnati	7:50 (touchdown)
1/6	at Baltimore	12 (touchdown)	1/6	at Baltimore	89 (touchdown) [PEN: 0, GROSS: 89]	1/6	at Baltimore	7:32 (touchdown)
12/16	at Indianapolis	12 (touchdown)	9/18	Cleveland	82 (touchdown) [PEN: 0, GROSS: 82]	11/19	at Cleveland	7:10 (field goal)
9/10	San Francisco	12 (downs)	9/24	at Las Vegas	81 (touchdown) [PEN: 0, GROSS: 81]	12/7	New England	7:09 (punt)
9/10	San Francisco	12 (touchdown)	10/22	at L.A. Rams	80 (touchdown) [PEN: -10, GROSS: 90]	12/16	at Indianapolis	6:18 (touchdown)
12/23	Cincinnati	12 (field goal)	10/8	Baltimore	80 (touchdown) [PEN: 0, GROSS: 80]	10/29	Jacksonville	6:16 (field goal)
12/3	Arizona	12 (downs)	12/31	at Seattle	80 (touchdown) [PEN: -5, GROSS: 85]	12/23	Cincinnati	5:40 (touchdown)
10/29	Jacksonville	12 (field goal)	11/26	at Cincinnati	79 (touchdown) [PEN: 0, GROSS: 79]	11/12	Green Bay	5:30 (touchdown)
9/24	at Las Vegas	11 (field goal)	12/3	Arizona	79 (downs) [PEN: 11, GROSS: 68]	10/1	at Houston	5:29 (field goal)
12/7	New England	11 (punt)	11/19	at Cleveland	75 (touchdown) [PEN: 0, GROSS: 75]	10/22	at L.A. Rams	5:28 (end of game)
11/12	Green Bay	11 (touchdown)	12/7	New England	75 (touchdown) [PEN: 5, GROSS: 70]	9/24	at Las Vegas	5:08 (field goal)
10/22	at L.A. Rams	10 (end of game)	11/12	Green Bay	75 (touchdown) [PEN: 17, GROSS: 58]	10/8	Baltimore	4:37 (punt)
10/22	at L.A. Rams	10 (touchdown)	10/1	at Houston	58 (field goal) [PEN: 0, GROSS: 58]	9/10	San Francisco	4:20 (downs)
10/8	Baltimore	10 (punt)	12/16	at Indianapolis	54 (touchdown) [PEN: 0, GROSS: 54]	9/18	Cleveland	3:13 (field goal)
10/1	at Houston	10 (field goal)	--	--	--	--	--	--
9/18	Cleveland	9 (field goal)	--	--	--	--	--	--

PLAYS			NET YARDS			TIME		
DATE	OPPONENT	PLAYS	DATE	OPPONENT	NET YARDS	DATE	OPPONENT	TIME
11/19	at Cleveland	17 (field goal)	12/3	Arizona	99 (touchdown) [PEN: -10, GROSS: 109]	12/16	at Indianapolis	8:57 (field goal)
12/16	at Indianapolis	15 (field goal)	10/22	at L.A. Rams	88 (touchdown) [PEN: 0, GROSS: 88]	11/2	Tennessee	7:23 (field goal)
10/8	Baltimore	15 (field goal)	11/12	Green Bay	87 (touchdown) [PEN: 7, GROSS: 80]	10/8	Baltimore	7:22 (field goal)
12/3	Arizona	15 (touchdown)	10/1	at Houston	86 (touchdown) [PEN: -5, GROSS: 91]	10/1	at Houston	6:24 (touchdown)
11/2	Tennessee	14 (field goal)	12/23	Cincinnati	80 (touchdown) [PEN: 0, GROSS: 80]	9/18	Cleveland	6:05 (field goal)
12/23	Cincinnati	12 (field goal)	9/24	at Las Vegas	80 (touchdown) [PEN: 14, GROSS: 66]	12/3	Arizona	6:01 (punt)
10/1	at Houston	12 (touchdown)	11/19	at Cleveland	77 (field goal) [PEN: 5, GROSS: 72]	10/22	at L.A. Rams	5:54 (missed fg)
1/6	at Baltimore	12 (field goal)	9/10	San Francisco	75 (touchdown) [PEN: 0, GROSS: 75]	11/12	Green Bay	5:52 (field goal)
9/10	San Francisco	11 (punt)	9/18	Cleveland	75 (touchdown) [PEN: 0, GROSS: 75]	9/24	at Las Vegas	5:51 (touchdown)
11/12	Green Bay	11 (field goal)	12/16	at Indianapolis	75 (touchdown) [PEN: -5, GROSS: 80]	12/23	Cincinnati	5:44 (interception)
9/24	at Las Vegas	11 (touchdown)	12/31	at Seattle	75 (touchdown) [PEN: 0, GROSS: 75]	10/29	Jacksonville	5:39 (punt)
9/18	Cleveland	11 (field goal)	12/31	at Seattle	75 (touchdown) [PEN: -10, GROSS: 85]	11/26	at Cincinnati	5:36 (interception)
10/22	at L.A. Rams	11 (missed fg)	12/7	New England	75 (touchdown) [PEN: 0, GROSS: 75]	11/19	at Cleveland	5:24 (field goal)
9/18	Cleveland	11 (fumble)	11/2	Tennessee	73 (touchdown) [PEN: 0, GROSS: 73]	9/10	San Francisco	5:18 (punt)
12/31	at Seattle	11 (field goal)	1/6	at Baltimore	71 (touchdown) [PEN: 0, GROSS: 71]	12/31	at Seattle	4:57 (touchdown)
10/29	Jacksonville	10 (punt)	10/8	Baltimore	64 (field goal) [PEN: 0, GROSS: 64]	1/6	at Baltimore	4:46 (punt)
11/26	at Cincinnati	10 (interception)	10/29	Jacksonville	57 (interception) [PEN: 0, GROSS: 57]	12/7	New England	3:48 (touchdown)
12/7	New England	8 (punt)	11/26	at Cincinnati	57 (interception) [PEN: 0, GROSS: 57]	--	--	--
12/7	New England	8 (touchdown)	--	--	--	--	--	--

DATE	OPPONENT	OFFENSE	DEFENSE
09/10	San Francisco	TD - Pass Downs	TD - Pass TD - Pass FG - 32 yards
09/18	Cleveland	NONE	Missed FG TD - Pass TD - Run
09/24	at Las Vegas	TD - Pass	TD - Pass FG - 26 yards
10/01	at Houston	FG - 35 yards FG - 23 yards	TD - Pass FG - 36 yards TD - Pass
10/08	Baltimore	FG - 25 yards FG - 42 yards	TD - Run FG - 23 yards Interception
10/22	at L.A. Rams	TD - Run TD - Run TD - Run	TD - Run
10/29	Jacksonville	FG - 22 yards	Fumble Interception FG - 37 yards
11/02	Tennessee	TD - Run FG - 29 yards FG - 30 yards TD - Pass	FG - 36 yards TD - Run FG - 36 yards Interception
11/12	Green Bay	TD - Run TD - Run FG - 35 yards	TD - Pass FG - 31 yards FG - 28 yards Interception Interception
11/19	at Cleveland	FG - 28 yards	TD - Run FG - 25 yards FG - 34 yards
11/26	at Cincinnati	Fumble TD - Run FG - 34 yards FG - 33 yards	TD - Pass Interception
12/03	Arizona	FG - 29 yards Downs TD - Pass	TD - Pass TD - Run TD - Run
12/07	New England	Downs TD - Run	TD - Pass TD - Pass
12/16	at Indianapolis	TD - Run TD - Pass	TD - Pass Downs TD - Pass TD - Pass FG - 29 yards FG - 31 yards
12/23	Cincinnati	TD - Run TD - Run FG - 30 yards	Interception Downs FG - 35 yards
12/31	at Seattle	TD - Run FG - 39 yards TD - Run TD - Run FG - 26 yards FG - 21 yards End of Game	TD - Run TD - Run FG - 24 yards
01/06	at Baltimore	TD - Run FG - 25 yards	FG - 36 yards

	OFFENSE DEFENSE	
Inside the 20	42	50
Scores	37	39
Touchdowns	20	23
Field Goals	17	16
Total Points in 20	191	213
Fumbles	1	1
Interceptions	0	7
Missed Field Goals	0	1
Lost on Downs	3	2
End of Half/Game	1	0
TDs Outside	9	9
Red-Zone Percentage	47.6	46.0

STEELERS 2023 REGULAR SEASON INSIDE 20 EFFICIENCY

STEELERS																		
Date	Opponent	Pos	TD	PAT	2-Pt.	Miss PAT	FG	FGA	Bk/ MFG	INT	Fum	Dwns	Half	Game	Pts	TD%	Pct.	Pts/Poss
09/10	San Francisco	2	1	1	0	0	0	0	0	0	0	1	0	0	7	50.0	50.0	3.5
09/18	Cleveland	0	0	0	0	0	0	0	0	0	0	0	0	0	0	0.0	0.0	0.0
09/24	at Las Vegas	1	1	1	0	0	0	0	0	0	0	0	0	0	7	100.0	100.0	7.0
10/01	at Houston	2	0	0	0	0	2	2	0	0	0	0	0	0	6	0.0	100.0	3.0
10/08	Baltimore	2	0	0	0	0	2	2	0	0	0	0	0	0	6	0.0	100.0	3.0
10/22	at L.A. Rams	3	3	3	0	0	0	0	0	0	0	0	0	0	21	100.0	100.0	7.0
10/29	Jacksonville	1	0	0	0	0	1	1	0	0	0	0	0	0	3	0.0	100.0	3.0
11/02	Tennessee	4	2	2	0	0	2	2	0	0	0	0	0	0	20	50.0	100.0	5.0
11/12	Green Bay	3	2	2	0	0	1	1	0	0	0	0	0	0	17	66.7	100.0	5.7
11/19	at Cleveland	1	0	0	0	0	1	1	0	0	0	0	0	0	3	0.0	100.0	3.0
11/26	at Cincinnati	4	1	1	0	0	2	2	0	0	1	0	0	0	13	25.0	75.0	3.3
12/03	Arizona	3	1	1	0	0	1	1	0	0	0	1	0	0	10	33.3	66.7	3.3
12/07	New England	2	1	0	1	0	0	0	0	0	0	1	0	0	8	50.0	50.0	4.0
12/16	at Indianapolis	2	2	1	0	1	0	0	0	0	0	0	0	0	13	100.0	100.0	6.5
12/23	Cincinnati	3	2	2	0	0	1	1	0	0	0	0	0	0	17	66.7	100.0	5.7
12/31	at Seattle	7	3	3	0	0	3	3	0	0	0	0	0	1	30	42.9	85.7	4.3
01/06	at Baltimore	2	1	1	0	0	1	1	0	0	0	0	0	0	10	50.0	100.0	5.0
TOTALS		42	20	18	1	1	17	17	0	0	1	3	0	1	191	47.6	88.1	4.5

OPPONENT 2023 REGULAR SEASON INSIDE 20 EFFICIENCY

OPPONENT																		
Date	Opponent	Pos	TD	PAT	2-Pt.	Miss PAT	FG	FGA	Bk/ MFG	INT	Fum	Dwns	Half	Game	Pts	TD%	Pct.	Pts/Poss
09/10	San Francisco	3	2	2	0	0	1	1	0	0	0	0	0	0	17	66.7	100.0	5.7
09/18	Cleveland	3	2	0	2	0	0	1	1	0	0	0	0	0	16	66.7	66.7	5.3
09/24	at Las Vegas	2	1	0	1	0	1	1	0	0	0	0	0	0	11	50.0	100.0	5.5
10/01	at Houston	3	2	2	0	0	1	1	0	0	0	0	0	0	17	66.7	100.0	5.7
10/08	Baltimore	3	1	1	0	0	1	1	0	1	0	0	0	0	10	33.3	66.7	3.3
10/22	at L.A. Rams	1	1	0	1	0	0	0	0	0	0	0	0	0	8	100.0	100.0	8.0
10/29	Jacksonville	3	0	0	0	0	1	1	0	1	1	0	0	0	3	0.0	33.3	1.0
11/02	Tennessee	4	1	1	0	0	2	2	0	1	0	0	0	0	13	25.0	75.0	3.3
11/12	Green Bay	5	1	1	0	0	2	2	0	2	0	0	0	0	13	20.0	60.0	2.6
11/19	at Cleveland	3	1	1	0	0	2	2	0	0	0	0	0	0	13	33.3	100.0	4.3
11/26	at Cincinnati	2	1	1	0	0	0	0	0	1	0	0	0	0	7	50.0	50.0	3.5
12/03	Arizona	3	3	3	0	0	0	0	0	0	0	0	0	0	21	100.0	100.0	7.0
12/07	New England	2	2	2	0	0	0	0	0	0	0	0	0	0	14	100.0	100.0	7.0
12/16	at Indianapolis	6	3	3	0	0	2	2	0	0	0	1	0	0	27	50.0	83.3	4.5
12/23	Cincinnati	3	0	0	0	0	1	1	0	1	0	1	0	0	3	0.0	33.3	1.0
12/31	at Seattle	3	2	2	0	0	1	1	0	0	0	0	0	0	17	66.7	100.0	5.7
01/06	at Baltimore	1	0	0	0	0	1	1	0	0	0	0	0	0	3	0.0	100.0	3.0
TOTALS		50	23	19	4	0	16	17	1	7	1	2	0	0	213	46.0	78.0	4.3

Date	Opponent	STEELERS												OPPONENT											
		1ST DOWN			2ND DOWN			3RD DOWN			4TH DOWN			1ST DOWN			2ND DOWN			3RD DOWN			4TH DOWN		
		Att	Yds	Avg	Att	Yds	Avg	Att	Yds	Avg	Att	Yds	Avg	Att	Yds	Avg	Att	Yds	Avg	Att	Yds	Avg	Att	Yds	Avg
09/10	San Francisco	24	81	3.4	19	94	4.9	15	66	4.4	3	-2	-0.7	30	177	5.9	22	126	5.7	13	77	5.9	1	11	11.0
09/18	Cleveland	22	119	5.4	17	49	2.9	14	87	6.2	0	0	0.0	33	147	4.5	29	180	6.2	17	84	4.9	2	1	0.5
09/24	at Las Vegas	27	138	5.1	18	61	3.4	15	134	8.9	0	0	0.0	29	116	4.0	23	143	6.2	13	71	5.5	2	32	16.0
10/01	at Houston	22	78	3.5	19	58	3.1	14	98	7.0	1	-9	-9.0	32	161	5.0	24	214	8.9	12	80	6.7	1	0	0.0
10/08	Baltimore	28	107	3.8	22	120	5.5	15	62	4.1	0	0	0.0	29	136	4.7	22	115	5.2	14	90	6.4	2	-6	-3.0
10/22	at L.A. Rams	25	131	5.2	17	81	4.8	13	87	6.7	1	1	1.0	26	124	4.8	20	103	5.2	16	127	7.9	0	0	0.0
10/29	Jacksonville	27	119	4.4	23	128	5.6	12	14	1.2	2	0	0.0	29	121	4.2	23	155	6.7	13	101	7.8	0	0	0.0
11/02	Tennessee	28	142	5.1	20	94	4.7	12	90	7.5	0	0	0.0	31	195	6.3	22	116	5.3	13	23	1.8	2	6	3.0
11/12	Green Bay	28	181	6.5	18	79	4.4	13	56	4.3	1	8	8.0	25	162	6.5	22	82	3.7	16	137	8.6	2	18	9.0
11/19	at Cleveland	23	74	3.2	19	117	6.2	14	57	4.1	1	1	1.0	29	86	3.0	26	111	4.3	17	58	3.4	1	4	4.0
11/26	at Cincinnati	31	214	6.9	20	33	1.7	17	174	10.2	0	0	0.0	18	117	6.5	13	108	8.3	10	-3	-0.3	0	0	0.0
12/03	Arizona	27	159	5.9	19	104	5.5	11	54	4.9	1	0	0.0	25	85	3.4	21	68	3.2	17	129	7.6	0	0	0.0
12/07	New England	28	129	4.6	21	107	5.1	14	25	1.8	3	3	1.0	24	144	6.0	18	84	4.7	13	75	5.8	0	0	0.0
12/16	at Indianapolis	23	92	4.0	16	53	3.3	12	76	6.3	3	5	1.7	26	140	5.4	22	123	5.6	15	99	6.6	2	10	5.0
12/23	at Cincinnati	23	96	4.2	21	143	6.8	14	158	11.3	0	0	0.0	27	214	7.9	19	77	4.1	13	77	5.9	2	0	0.0
12/31	at Seattle	32	269	8.4	23	94	4.1	13	102	7.8	3	3	1.0	25	178	7.1	15	148	9.9	9	60	6.7	0	0	0.0
01/06	at Baltimore	26	120	4.6	21	75	3.6	15	94	6.3	0	0	0.0	24	88	3.7	19	104	5.5	13	26	2.0	1	6	6.0
TOTALS		444	2,249	5.1	333	1,490	4.5	233	1,434	6.2	19	10	0.5	462	2,391	5.2	360	2,057	5.7	234	1,311	5.6	18	82	4.6

STEELERS 2023 REGULAR SEASON THIRD DOWN EFFICIENCY

STEELERS												
Date	Opponent	3rd & 1	3rd & 2	3rd & 3	3rd & 4	3rd & 5	3rd & 6	3rd & 7	3rd & 8	3rd & 9	3rd & 10+	Total
09/10	San Francisco	2/2	2/2	0/1	0/2	0/2	0/2	0/0	0/1	0/0	1/3	5/15
09/18	Cleveland	0/1	0/1	1/2	0/0	0/1	0/0	0/0	1/1	0/1	2/7	4/14
09/24	at Las Vegas	1/2	1/2	0/0	0/1	1/1	0/2	1/2	1/2	1/1	0/2	6/15
10/01	at Houston	2/2	0/2	0/0	2/2	0/1	0/0	2/2	0/2	0/0	0/3	6/14
10/08	Baltimore	0/1	0/0	0/0	1/2	0/0	2/3	1/4	1/1	1/1	0/3	6/15
10/22	at L.A. Rams	2/2	0/0	1/1	0/0	0/0	0/0	0/2	1/2	0/2	0/3	4/12
10/29	Jacksonville	0/0	2/4	1/1	0/0	0/1	0/1	0/2	0/0	0/0	0/3	3/12
11/02	Tennessee	1/1	2/2	1/2	0/0	0/0	2/2	0/1	0/2	0/0	0/2	6/12
11/12	Green Bay	2/3	0/2	1/2	0/0	0/0	1/1	0/0	0/0	0/1	0/4	4/13
11/19	at Cleveland	1/1	0/1	0/0	1/2	0/1	0/0	0/0	0/1	0/0	1/8	3/14
11/26	at Cincinnati	1/1	0/1	1/1	1/2	1/1	1/2	0/0	1/1	1/1	1/7	8/17
12/03	Arizona	0/0	0/1	1/2	0/0	1/4	0/2	0/0	0/0	1/1	1/1	4/11
12/07	New England	1/1	0/1	0/1	1/1	0/2	0/2	0/0	0/2	0/2	1/2	3/14
12/16	at Indianapolis	0/1	0/0	1/2	1/1	0/1	1/1	0/1	0/0	0/0	1/5	4/12
12/23	Cincinnati	2/2	0/1	1/1	0/1	1/2	1/1	0/0	0/0	0/0	2/6	7/14
12/31	at Seattle	1/2	0/0	0/1	2/2	1/3	1/1	1/1	0/1	0/0	0/2	6/13
01/06	at Baltimore	3/3	0/1	1/3	1/2	0/0	1/2	0/0	0/1	0/0	0/3	6/15
TOTALS		19 / 25	7 / 21	10 / 20	10 / 18	5 / 20	10 / 22	5 / 15	5 / 17	4 / 10	10 / 64	85 / 232
		76.0%	33.3%	50.0%	55.6%	25.0%	45.5%	33.3%	29.4%	40.0%	15.6%	36.6%
		3RD & 1-3: 36 / 66 = 54.5%			3RD & 4-6: 25 / 60 = 41.7%			3RD & 7-10+: 24 / 106 = 22.6%				

OPPONENT 2023 REGULAR SEASON THIRD DOWN EFFICIENCY

OPPONENT												
Date	Opponent	3rd & 1	3rd & 2	3rd & 3	3rd & 4	3rd & 5	3rd & 6	3rd & 7	3rd & 8	3rd & 9	3rd & 10+	Total
09/10	San Francisco	1/2	0/1	0/0	1/1	0/0	1/2	1/2	1/2	0/0	1/3	6/13
09/18	Cleveland	1/2	0/0	1/1	1/1	0/0	1/1	0/3	0/1	0/0	1/7	5/16
09/24	at Las Vegas	4/5	0/0	0/2	0/2	0/1	0/0	0/0	0/0	0/0	0/3	4/13
10/01	at Houston	1/2	0/0	2/2	1/1	0/1	0/3	1/1	0/0	0/1	1/1	6/12
10/08	Baltimore	1/1	2/2	0/1	0/1	0/1	0/2	0/1	0/0	0/0	2/5	5/14
10/22	at L.A. Rams	3/3	0/0	1/2	0/1	0/1	1/1	2/2	0/0	0/1	2/5	9/16
10/29	Jacksonville	2/2	0/1	1/1	1/1	1/1	0/0	1/1	0/0	0/1	0/5	6/13
11/02	Tennessee	0/0	1/1	1/1	0/1	0/2	0/0	0/2	0/3	0/1	1/2	3/13
11/12	Green Bay	1/1	1/2	2/2	0/1	0/1	0/1	2/3	0/1	0/1	2/3	8/16
11/19	at Cleveland	1/2	0/0	2/2	1/2	0/1	0/1	0/1	0/1	0/1	0/6	4/17
11/26	at Cincinnati	0/0	0/1	1/2	0/0	0/2	0/0	0/2	0/0	1/1	0/2	2/10
12/03	Arizona	1/1	1/1	1/1	0/2	2/2	3/3	0/0	1/1	0/1	1/5	10/17
12/07	New England	0/1	1/3	1/1	0/0	0/0	0/0	1/2	0/0	1/2	0/4	4/13
12/16	at Indianapolis	2/3	2/5	0/0	0/0	2/2	0/1	0/2	0/0	0/0	0/2	6/15
12/23	Cincinnati	2/3	1/1	1/1	0/0	1/1	0/1	0/0	1/1	0/1	0/4	6/13
12/31	at Seattle	0/0	1/1	1/1	0/1	0/1	0/1	0/0	0/0	0/1	1/3	3/9
01/06	at Baltimore	0/1	0/0	1/2	0/0	0/1	2/2	0/2	0/1	1/2	0/2	4/13
TOTALS		20 / 29	10 / 19	16 / 22	5 / 15	6 / 18	8 / 19	8 / 24	3 / 11	3 / 14	12 / 62	91 / 233
		69.0%	52.6%	72.7%	33.3%	33.3%	42.1%	33.3%	27.3%	21.4%	19.4%	39.1%
		3RD & 1-3: 46 / 70 = 65.7%			3RD & 4-6: 19 / 52 = 36.5%			3RD & 7-10+: 26 / 111 = 23.4%				

2023 REGULAR SEASON FOURTH DOWN EFFICIENCY														
Date	Opponent	STEELERS						OPPONENT						
		4th & 1	4th & 2	4th & 3	4th & 4	4th & 5+	Total	4th & 1	4th & 2	4th & 3	4th & 4	4th & 5+	Total	
09/10	San Francisco	0/0	0/0	1/1	0/1	0/1	1/3	1/1	0/0	0/0	0/0	0/0	0/0	1/1
09/18	Cleveland	0/0	0/0	0/0	0/0	0/0	0/0	0/1	0/0	0/0	0/0	0/0	0/1	0/2
09/24	at Las Vegas	0/0	0/0	0/0	0/0	0/0	0/0	1/1	0/0	0/0	0/0	0/0	0/1	1/2
10/01	at Houston	0/1	0/0	0/0	0/0	0/0	0/1	0/1	0/0	0/0	0/0	0/0	0/0	0/1
10/08	Baltimore	0/0	0/0	0/0	0/0	0/0	0/0	0/0	0/1	0/0	0/0	0/0	0/1	0/2
10/22	at L.A. Rams	1/1	0/0	0/0	0/0	0/0	1/1	0/0	0/0	0/0	0/0	0/0	0/0	0/0
10/29	Jacksonville	0/0	0/1	0/0	0/0	0/1	0/2	0/0	0/0	0/0	0/0	0/0	0/0	0/0
11/02	Tennessee	0/0	0/0	0/0	0/0	0/0	0/0	1/1	0/0	0/0	0/0	0/1	0/0	1/2
11/12	Green Bay	1/1	0/0	0/0	0/0	0/0	1/1	0/0	1/1	0/0	0/0	0/0	1/1	2/2
11/19	at Cleveland	1/1	0/0	0/0	0/0	0/0	1/1	1/1	0/0	0/0	0/0	0/0	0/0	1/1
11/26	at Cincinnati	0/0	0/0	0/0	0/0	0/0	0/0	0/0	0/0	0/0	0/0	0/0	0/0	0/0
12/03	Arizona	0/1	0/0	0/0	0/0	0/0	0/1	0/0	0/0	0/0	0/0	0/0	0/0	0/0
12/07	New England	1/1	0/2	0/0	0/0	0/0	1/3	0/0	0/0	0/0	0/0	0/0	0/0	0/0
12/16	at Indianapolis	1/1	0/0	0/0	0/0	1/2	2/3	1/2	0/0	0/0	0/0	0/0	0/0	1/2
12/23	Cincinnati	0/0	0/0	0/0	0/0	0/0	0/0	0/1	0/0	0/0	0/0	0/0	0/1	0/2
12/31	at Seattle	2/2	0/0	0/0	0/0	0/1	2/3	0/0	0/0	0/0	0/0	0/0	0/0	0/0
01/06	at Baltimore	0/0	0/0	0/0	0/0	0/0	0/0	1/1	0/0	0/0	0/0	0/0	0/0	1/1
TOTALS		7/9	0/3	1/1	0/1	1/5	9/19	6/10	1/2	0/0	0/1	1/5	8/18	
		77.8%	0.0%	100.0%	0.0%	20.0%	47.4%	60.0%	50.0%	0.0%	0.0%	20.0%	44.4%	

2023 REGULAR SEASON PITTSBURGH STEELERS DEFENSIVE SUMMARIES
(THROUGH WEEK 18)

SEPTEMBER 10, 2023
STEELERS VS. SAN FRANCISCO 49ERS
L 30-7

TOP TACKLERS		SACKS		INTS		FORCED FUMBLES		RECOVERED FUMBLES	
PLAYER	NO.	PLAYER	NO.	PLAYER	NO.	PLAYER	NO.	PLAYER	NO.
K. Alexander	8	T. Watt	3.0			T. Watt	2	T. Watt	1
E. Roberts	8					C. Holcomb	1		
A. Highsmith	7								
C. Holcomb	5								
K. Neal	5								
T. Watt	5								
M. Fitzpatrick	4								
D. Kazez	4								
K. Benton	3								
M. Golden	3								
D. Leal	3								
L. Wallace	3								
M. Adams Sr.	2								
L. Ogunjobi	2								
P. Peterson	2								
N. Herbig	1								
I. Loudermilk	1								
J. Porter Jr.	1								

SEPTEMBER 18, 2023
STEELERS VS. CLEVELAND BROWNS
W 26-22

TOP TACKLERS		SACKS		INTS		FORCED FUMBLES		RECOVERED FUMBLES	
PLAYER	NO.	PLAYER	NO.	PLAYER	NO.	PLAYER	NO.	PLAYER	NO.
K. Alexander	9	M. Golden	1.0	A. Highsmith	1	M. Adams Sr.	1	D. Kazez	1
C. Holcomb	8	A. Highsmith	1.0			A. Highsmith	1	L. Ogunjobi	1
A. Highsmith	7	D. Leal	1.0			C. Holcomb	1	T. Watt	1
M. Fitzpatrick	6	L. Ogunjobi	1.0						
D. Kazez	6	E. Riley	1.0						
K. Neal	6	T. Watt	1.0						
L. Wallace	5								
L. Ogunjobi	4								
C. Sullivan	4								
T. Watt	4								
M. Adams Sr.	3								
N. Herbig	3								
D. Leal	3								
K. Benton	2								
M. Golden	2								
P. Peterson	2								
E. Roberts	2								
A. Watts	2								
E. Riley	1								

SEPTEMBER 24, 2023
STEELERS @ LAS VEGAS RAIDERS
W 23-18

TOP TACKLERS		SACKS		INTS		FORCED FUMBLES		RECOVERED FUMBLES	
PLAYER	NO.	PLAYER	NO.	PLAYER	NO.	PLAYER	NO.	PLAYER	NO.
M. Fitzpatrick	11	T. Watt	2.0	L. Wallace	2				
K. Alexander	7	K. Benton	1.0	P. Peterson	1				
L. Wallace	6	M. Golden	1.0						
C. Holcomb	5								
P. Peterson	5								
K. Neal	4								
E. Roberts	3								
M. Adams Sr.	2								
M. Golden	2								
D. Kazez	2								
D. Leal	2								
J. Porter Jr.	2								
M. Robinson	2								
T. Watt	2								
K. Benton	1								
L. Ogunjobi	1								

OCTOBER 1, 2023
STEELERS @ HOUSTON TEXANS
L 30-6

TOP TACKLERS		SACKS		INTS		FORCED FUMBLES		RECOVERED FUMBLES	
PLAYER	NO.	PLAYER	NO.	PLAYER	NO.	PLAYER	NO.	PLAYER	NO.
M. Fitzpatrick	11					K. Benton	1		
E. Roberts	10								
C. Holcomb	7								
P. Peterson	5								
M. Adams Sr.	4								
K. Alexander	4								
K. Benton	4								
K. Neal	4								
L. Ogunjobi	4								
L. Wallace	4								
A. Highsmith	3								
D. Kazez	3								
D. Leal	2								
C. Sullivan	2								
T. Watt	2								
I. Loudermilk	1								

OCTOBER 8, 2023
STEELERS VS. BALTIMORE RAVENS
W 17-10

TOP TACKLERS		SACKS		INTS		FORCED FUMBLES		RECOVERED FUMBLES	
PLAYER	NO.	PLAYER	NO.	PLAYER	NO.	PLAYER	NO.	PLAYER	NO.
M. Fitzpatrick	9	T. Watt	2.0	J. Porter Jr.	1	A. Highsmith	1	D. Kazez	1
C. Holcomb	9	K. Alexander	1.0			L. Ogunjobi	1	T. Watt	1
E. Roberts	8	A. Highsmith	1.0			C. Sullivan	1		
K. Alexander	6								
K. Neal	5								
K. Benton	3								
D. Kazez	3								
L. Wallace	3								
M. Adams Sr.	2								
A. Highsmith	2								
I. Loudermilk	2								
J. Porter Jr.	2								
C. Sullivan	2								
T. Watt	2								
L. Ogunjobi	1								
P. Peterson	1								
A. Watts	1								

OCTOBER 22, 2023
STEELERS @ LOS ANGELES RAMS
W 24-17

TOP TACKLERS		SACKS		INTS		FORCED FUMBLES		RECOVERED FUMBLES	
PLAYER	NO.	PLAYER	NO.	PLAYER	NO.	PLAYER	NO.	PLAYER	NO.
M. Fitzpatrick	11	N. Herbig	1.0	T. Watt	1				
C. Holcomb	8	L. Ogunjobi	1.0						
D. Kazez	7								
M. Adams Sr.	4								
K. Neal	4								
L. Ogunjobi	4								
K. Alexander	3								
P. Peterson	3								
J. Porter Jr.	3								
E. Roberts	3								
L. Wallace	3								
N. Herbig	2								
A. Highsmith	2								
D. Leal	2								
C. Sullivan	1								
T. Watt	1								

OCTOBER 29, 2023
STEELERS VS. JACKSONVILLE JAGUARS
L 20-10

TOP TACKLERS		SACKS		INTS		FORCED FUMBLES		RECOVERED FUMBLES	
PLAYER	NO.	PLAYER	NO.	PLAYER	NO.	PLAYER	NO.	PLAYER	NO.
C. Holcomb	10	E. Roberts	1.5	D. Kazez	1	K. Alexander	1	C. Holcomb	1
K. Neal	7	A. Highsmith	0.5			N. Herbig	1	K. Neal	1
D. Kazez	5	T. Watt	0.5						
L. Ogunjobi	5	A. Watts	0.5						
J. Porter Jr.	5								
E. Roberts	5								
M. Adams Sr.	4								
A. Highsmith	4								
M. Golden	3								
K. Alexander	2								
M. Fitzpatrick	2								
M. Killebrew	2								
I. Loudermilk	2								
P. Peterson	2								
C. Sullivan	2								
T. Watt	2								
A. Watts	2								
K. Benton	1								
N. Herbig	1								
D. Leal	1								

NOVEMBER 2, 2023
STEELERS VS. TENNESSEE TITANS
W 20-16

TOP TACKLERS		SACKS		INTS		FORCED FUMBLES		RECOVERED FUMBLES	
PLAYER	NO.	PLAYER	NO.	PLAYER	NO.	PLAYER	NO.	PLAYER	NO.
E. Roberts	9	A. Highsmith	2.0	K. Alexander	1				
K. Neal	7	M. Golden	1.0						
C. Heyward	6	T. Watt	1.0						
L. Ogunjobi	5								
A. Highsmith	4								
D. Kazez	4								
T. Watt	4								
P. Peterson	3								
J. Porter Jr.	3								
D. Rush	3								
K. Alexander	2								
K. Benton	2								
C. Holcomb	2								
D. Leal	2								
I. Loudermilk	2								
M. Golden	1								

NOVEMBER 12, 2023
STEELERS VS. GREEN BAY PACKERS
W 23-19

TOP TACKLERS		SACKS		INTS		FORCED FUMBLES		RECOVERED FUMBLES	
PLAYER	NO.	PLAYER	NO.	PLAYER	NO.	PLAYER	NO.	PLAYER	NO.
K. Neal	8	T. Watt	1.0	D. Kazez	1				
E. Roberts	8			K. Neal	1				
T. Watt	8								
K. Benton	6								
D. Kazez	5								
J. Porter Jr.	4								
C. Heyward	3								
A. Highsmith	3								
E. Riley	3								
M. Robinson	3								
I. Loudermilk	2								
P. Peterson	2								
L. Ogunjobi	1								
L. Wallace	1								

NOVEMBER 19, 2023
STEELERS @ CLEVELAND BROWNS
L 23-10

TOP TACKLERS		SACKS		INTS		FORCED FUMBLES		RECOVERED FUMBLES	
PLAYER	NO.	PLAYER	NO.	PLAYER	NO.	PLAYER	NO.	PLAYER	NO.
E. Roberts	15	T. Watt	1.0	C. Sullivan	1				
A. Highsmith	6								
J. Porter Jr.	6								
T. Thompson	6								
T. Watt	6								
C. Heyward	5								
D. Kazez	5								
K. Benton	4								
P. Peterson	3								
E. Riley	3								
A. Watts	3								
C. Sullivan	2								
M. Walker	2								
N. Herbig	1								
M. Killebrew	1								
I. Loudermilk	1								
L. Ogunjobi	1								

NOVEMBER 26, 2023
STEELERS @ CINCINNATI BENGALS
W 16-10

TOP TACKLERS		SACKS		INTS		FORCED FUMBLES		RECOVERED FUMBLES	
PLAYER	NO.	PLAYER	NO.	PLAYER	NO.	PLAYER	NO.	PLAYER	NO.
E. Roberts	6	T. Watt	2.0	T. Thompson	1	T. Watt	1		
D. Kazez	5	N. Herbig	1.0						
T. Thompson	5	C. Heyward	1.0						
M. Walker	5								
T. Watt	5								
C. Heyward	4								
K. Benton	2								
P. Peterson	2								
J. Porter Jr.	2								
N. Herbig	1								
A. Highsmith	1								
C. Sullivan	1								

DECEMBER 3, 2023
STEELERS VS. ARIZONA CARDINALS
L 24-10

TOP TACKLERS		SACKS		INTS		FORCED FUMBLES		RECOVERED FUMBLES	
PLAYER	NO.	PLAYER	NO.	PLAYER	NO.	PLAYER	NO.	PLAYER	NO.
M. Walker	10	A. Highsmith	1.5			K. Benton	1		
A. Highsmith	8	T. Watt	0.5						
M. Robinson	7								
T. Watt	6								
M. Fitzpatrick	5								
D. Kazez	4								
J. Porter Jr.	4								
I. Loudermilk	3								
L. Ogunjobi	3								
E. Roberts	3								
T. Thompson	3								
K. Benton	2								
L. Wallace	2								
A. Watts	2								
N. Herbig	1								
C. Heyward	1								

DECEMBER 7, 2023
STEELERS VS. NEW ENGLAND PATRIOTS
L 21-18

TOP TACKLERS		SACKS		INTS		FORCED FUMBLES		RECOVERED FUMBLES	
PLAYER	NO.	PLAYER	NO.	PLAYER	NO.	PLAYER	NO.	PLAYER	NO.
N. Herbig	6	C. Heyward	1.0	M. Walker	1				
C. Heyward	6	E. Roberts	1.0						
E. Roberts	6								
M. Fitzpatrick	5								
T. Watt	5								
B. Martinez	4								
J. Porter Jr.	4								
D. Kazeo	3								
P. Peterson	3								
M. Walker	3								
M. Adams Sr.	2								
A. Highsmith	2								
L. Ogunjobi	2								
K. Benton	1								
M. Robinson	1								
T. Thompson	1								
L. Wallace	1								
A. Watts	1								

DECEMBER 16, 2023
STEELERS @ INDIANAPOLIS COLTS
L 30-13

TOP TACKLERS		SACKS		INTS		FORCED FUMBLES		RECOVERED FUMBLES	
PLAYER	NO.	PLAYER	NO.	PLAYER	NO.	PLAYER	NO.	PLAYER	NO.
E. Roberts	9	T. Watt	2.0						
T. Thompson	6	L. Ogunjobi	1.0						
C. Heyward	5								
D. Kazeo	5								
A. Highsmith	4								
L. Ogunjobi	4								
M. Golden	3								
P. Peterson	3								
J. Porter Jr.	3								
M. Robinson	3								
L. Wallace	3								
T. Watt	3								
K. Benton	2								
N. Herbig	2								
M. Walker	2								
A. Watts	2								
M. Adams Sr.	1								
M. Killebrew	1								
J. Pierre	1								

DECEMBER 23, 2023
STEELERS VS. CINCINNATI BENGALS
W 34-11

TOP TACKLERS		SACKS		INTS		FORCED FUMBLES		RECOVERED FUMBLES	
PLAYER	NO.	PLAYER	NO.	PLAYER	NO.	PLAYER	NO.	PLAYER	NO.
M. Walker	8	A. Highsmith	1.0	A. Highsmith	1	T. Watt	1		
E. Rowe	7	M. Jack	1.0	P. Peterson	1				
M. Jack	6	T. Watt	1.0	E. Rowe	1				
E. Roberts	5								
L. Wallace	5								
N. Herbig	3								
M. Killebrew	3								
C. Sullivan	3								
T. Watt	3								
M. Golden	2								
L. Ogunjobi	2								
P. Peterson	2								
J. Porter Jr.	2								
M. Robinson	2								
A. Highsmith	1								
E. Riley	1								
A. Watts	1								

DECEMBER 31, 2023
STEELERS @ SEATTLE SEAHAWKS
W 30-23

TOP TACKLERS		SACKS		INTS		FORCED FUMBLES		RECOVERED FUMBLES	
PLAYER	NO.	PLAYER	NO.	PLAYER	NO.	PLAYER	NO.	PLAYER	NO.
E. Rowe	10	N. Herbig	1.0			N. Herbig	1	N. Herbig	1
M. Jack	8								
L. Ogunjobi	3								
P. Peterson	3								
M. Killebrew	2								
E. Riley	2								
M. Robinson	2								
C. Sullivan	2								
T. Watt	2								
M. Golden	1								
N. Herbig	1								
C. Heyward	1								
J. Loudermilk	1								
J. Porter Jr.	1								
M. Walker	1								
L. Wallace	1								
A. Watts	1								

JANUARY 6, 2024
 STEELERS @ BALTIMORE RAVENS
 W 17-10

TOP TACKLERS		SACKS		INTS		FORCED FUMBLES		RECOVERED FUMBLES	
PLAYER	NO.	PLAYER	NO.	PLAYER	NO.	PLAYER	NO.	PLAYER	NO.
E. Rowe	12	T. Watt	2.0			M. Robinson	1	M. Golden	1
T. Watt	8	M. Golden	1.0			E. Rowe	1	L. Ogunjobi	1
M. Robinson	5	M. Robinson	1.0						
M. Killebrew	4								
K. Benton	3								
M. Golden	3								
A. Highsmith	3								
M. Jack	3								
C. Heyward	2								
M. Walker	2								
J. Loudermilk	1								
L. Ogunjobi	1								
P. Peterson	1								
E. Roberts	1								
C. Sullivan	1								
L. Wallace	1								

QUARTERBACK SACKS				
DATE	OPPONENT	SACKS	YARDS	PLAYERS
09/10	San Francisco	3.0	17	T. Watt 3.0-17.0
09/18	Cleveland	6.0	25	M. Golden 1.0-3.0, A. Highsmith 1.0-4.0, D. Leal 1.0-2.0, L. Ogunjobi 1.0-7.0, E. Riley 1.0-2.0, T. Watt 1.0-7.0
09/24	at Las Vegas	4.0	31	T. Watt 2.0-16.0, K. Benton 1.0-9.0, M. Golden 1.0-6.0
10/01	at Houston	0.0	0	--
10/08	Baltimore	4.0	26	T. Watt 2.0-15.0, K. Alexander 1.0-3.0, A. Highsmith 1.0-8.0
10/22	at L.A. Rams	2.0	12	N. Herbig 1.0-6.0, L. Ogunjobi 1.0-6.0
10/29	Jacksonville	3.0	21	E. Roberts 1.5-9.5, A. Highsmith 0.5-3.5, T. Watt 0.5-4.0, A. Watts 0.5-4.0
11/02	Tennessee	4.0	27	A. Highsmith 2.0-12.0, M. Golden 1.0-7.0, T. Watt 1.0-8.0
11/12	Green Bay	1.0	6	T. Watt 1.0-6.0
11/19	at Cleveland	1.0	2	T. Watt 1.0-2.0
11/26	at Cincinnati	4.0	30	T. Watt 2.0-15.0, N. Herbig 1.0-9.0, C. Heyward 1.0-6.0
12/03	Arizona	2.0	13	A. Highsmith 1.5-10.0, T. Watt 0.5-3.0
12/07	New England	2.0	18	C. Heyward 1.0-8.0, E. Roberts 1.0-10.0
12/16	at Indianapolis	3.0	13	T. Watt 2.0-10.0, L. Ogunjobi 1.0-3.0
12/23	Cincinnati	3.0	26	A. Highsmith 1.0-7.0, M. Jack 1.0-11.0, T. Watt 1.0-8.0
12/31	at Seattle	1.0	9	N. Herbig 1.0-9.0
01/06	at Baltimore	4.0	28	T. Watt 2.0-11.0, M. Golden 1.0-9.0, M. Robinson 1.0-8.0
TOTALS		47.0	304	T. WATT 19.0-122.0, A. HIGHSMITH 7.0-44.5, M. GOLDEN 4.0-25.0, N. HERBIG 3.0-24.0, L. OGUNJOBI 3.0-16.0, E. ROBERTS 2.5-19.5, C. HEYWARD 2.0-14.0, K. ALEXANDER 1.0-3.0, K. BENTON 1.0-9.0, M. JACK 1.0-11.0, D. LEAL 1.0-2.0, E. RILEY 1.0-2.0, M. ROBINSON 1.0-8.0, A. WATTS 0.5-4.0

QUARTERBACK HITS			
DATE	OPPONENT	QBH	PLAYERS
09/10	San Francisco	7	T. Watt 5, C. Heyward 1, D. Leal 1
09/18	Cleveland	11	T. Watt 4, A. Highsmith 2, L. Ogunjobi 2, M. Golden 1, D. Leal 1, E. Riley 1
09/24	at Las Vegas	8	T. Watt 3, A. Highsmith 2, K. Alexander 1, K. Benton 1, M. Golden 1
10/01	at Houston	6	A. Highsmith 3, E. Roberts 2, T. Watt 1
10/08	Baltimore	6	T. Watt 2, K. Alexander 1, K. Benton 1, M. Golden 1, C. Holcomb 1
10/22	at L.A. Rams	4	K. Benton 2, N. Herbig 1, L. Ogunjobi 1
10/29	Jacksonville	6	E. Roberts 2, A. Watts 2, A. Highsmith 1, T. Watt 1
11/02	Tennessee	10	A. Highsmith 5, T. Watt 2, M. Golden 1, C. Holcomb 1, L. Ogunjobi 1
11/12	Green Bay	5	K. Benton 2, T. Watt 2, A. Highsmith 1
11/19	at Cleveland	4	T. Watt 3, L. Ogunjobi 1
11/26	at Cincinnati	5	T. Watt 2, N. Herbig 1, C. Heyward 1, L. Ogunjobi 1
12/03	Arizona	5	A. Highsmith 2, T. Watt 2, M. Golden 1
12/07	New England	2	C. Heyward 1, E. Roberts 1
12/16	at Indianapolis	5	T. Watt 2, L. Ogunjobi 1, E. Roberts 1, A. Watts 1
12/23	Cincinnati	8	T. Watt 4, M. Jack 2, A. Highsmith 1, I. Loudermilk 1
12/31	at Seattle	9	M. Golden 3, K. Benton 2, N. Herbig 1, A. Highsmith 1, L. Ogunjobi 1, T. Watt 1
01/06	at Baltimore	6	M. Golden 2, T. Watt 2, M. Killebrew 1, M. Robinson 1
TOTALS		107	T. WATT 36, A. HIGHSMITH 18, M. GOLDEN 10, K. BENTON 8, L. OGUNJOBI 8, E. ROBERTS 6, N. HERBIG 3, C. HEYWARD 3, A. WATTS 3, K. ALEXANDER 2, C. HOLCOMB 2, M. JACK 2, D. LEAL 2, M. KILLEBREW 1, I. LOUDERMILK 1, E. RILEY 1, M. ROBINSON 1

PASSES DEFENSED			
DATE	OPPONENT	PD	PLAYERS
09/10	San Francisco	5	I. Loudermilk 2, P. Peterson 2, T. Watt 1
09/18	Cleveland	8	M. Fitzpatrick 2, A. Highsmith 1, K. Neal 1, P. Peterson 1, J. Porter Jr. 1, C. Sullivan 1, T. Watt 1
09/24	at Las Vegas	6	L. Wallace 4, C. Holcomb 1, P. Peterson 1
10/01	at Houston	4	L. Wallace 2, D. Leal 1, P. Peterson 1
10/08	Baltimore	6	T. Watt 2, C. Holcomb 1, P. Peterson 1, J. Porter Jr. 1, L. Wallace 1
10/22	at L.A. Rams	2	J. Porter Jr. 1, T. Watt 1
10/29	Jacksonville	2	D. Kazez 1, T. Watt 1
11/02	Tennessee	6	L. Wallace 2, K. Alexander 1, P. Peterson 1, J. Porter Jr. 1, D. Rush 1
11/12	Green Bay	7	K. Benton 1, A. Highsmith 1, D. Kazez 1, K. Neal 1, P. Peterson 1, E. Roberts 1, C. Sullivan 1
11/19	at Cleveland	6	C. Sullivan 2, T. Thompson 2, P. Peterson 1, J. Porter Jr. 1
11/26	at Cincinnati	6	D. Kazez 1, L. Ogunjobi 1, P. Peterson 1, J. Porter Jr. 1, T. Thompson 1, L. Wallace 1
12/03	Arizona	3	K. Benton 1, L. Ogunjobi 1, T. Watt 1
12/07	New England	3	J. Porter Jr. 1, E. Roberts 1, M. Walker 1
12/16	at Indianapolis	4	M. Fitzpatrick 1, M. Golden 1, J. Porter Jr. 1, M. Walker 1
12/23	Cincinnati	7	A. Highsmith 1, P. Peterson 1, J. Porter Jr. 1, E. Rowe 1, C. Sullivan 1, L. Wallace 1, T. Watt 1
12/31	at Seattle	3	C. Heyward 1, J. Porter Jr. 1, C. Sullivan 1
01/06	at Baltimore	2	M. Adams Sr. 1, E. Rowe 1
TOTALS		80	P. PETERSON 11, L. WALLACE 11, J. PORTER JR. 10, T. WATT 8, C. SULLIVAN 6, M. FITZPATRICK 3, A. HIGHSMITH 3, D. KAZEZ 3, T. THOMPSON 3, K. BENTON 2, C. HOLCOMB 2, I. LOUDERMILK 2, K. NEAL 2, L. OGUNJOBI 2, E. ROBERTS 2, E. ROWE 2, M. WALKER 2, M. ADAMS SR. 1, K. ALEXANDER 1, M. GOLDEN 1, C. HEYWARD 1, D. LEAL 1, D. RUSH 1

DATE	OPPONENT	TT	SOLO	ASST	SACKS	SACK YDS	INTS	INT YDS	PD	DTD	DS	TFL	QBH	FF	FR
9/10	San Francisco	67	43	24	3	17.0	0	0.0	5	0	0	5	7	3	1
9/18	Cleveland	79	56	23	6	25.0	1	30.0	8	2	0	9	11	3	3
9/24	at Las Vegas	57	41	16	4	31.0	3	0.0	6	0	0	5	8	0	0
10/1	at Houston	70	39	31	0	0.0	0	0.0	4	0	0	3	6	1	0
10/8	Baltimore	61	43	18	4	26.0	1	0.0	6	0	1	6	6	3	2
10/22	at L.A. Rams	61	36	25	2	12.0	1	24.0	2	0	0	4	4	0	0
10/29	Jacksonville	67	50	17	3	21.0	1	7.0	2	0	0	5	6	2	2
11/2	Tennessee	59	35	24	4	27.0	1	0.0	6	0	0	6	10	0	0
11/12	Green Bay	57	39	18	1	6.0	2	62.0	7	0	0	5	5	0	0
11/19	at Cleveland	70	42	28	1	2.0	1	0.0	6	0	0	5	4	0	0
11/26	at Cincinnati	39	28	11	4	30.0	1	6.0	6	0	0	4	5	1	0
12/3	Arizona	64	39	25	2	13.0	0	0.0	3	0	0	5	5	1	0
12/7	New England	56	35	21	2	18.0	1	30.0	3	0	0	5	2	0	0
12/16	at Indianapolis	62	46	16	3	13.0	0	0.0	4	0	0	4	5	0	0
12/23	Cincinnati	56	39	17	3	26.0	3	25.0	7	0	0	4	8	1	0
12/31	at Seattle	42	33	9	1	9.0	0	0.0	3	0	0	2	9	1	1
1/6	at Baltimore	51	39	12	4	28.0	0	0.0	2	0	0	6	6	2	2
	2023 TOTALS	1,018	683	335	47	304.0	16	184.0	80	2	1	83	107	18	11

AMERICAN FOOTBALL CONFERENCE						
	OFFENSE			DEFENSE		
	TOTAL	RUSH	PASS	TOTAL	RUSH	PASS
Baltimore Ravens	9	*1	15	5	2	12
Buffalo Bills	2	3	5	2	4	7
Cincinnati Bengals	4	14	4	10	6	11
Cleveland Browns	8	2	11	8	14	2
Denver Broncos	10	9	9	3	9	6
Houston Texans	16	16	14	16	16	4
Indianapolis Colts	14	10	12	9	13	5
Jacksonville Jaguars	6	5	6	14	10	14
Kansas City Chiefs	*1	8	*1	6	7	9
Las Vegas Raiders	7	7	7	15	12	15
Los Angeles Chargers	5	15	2	12	15	3
Miami Dolphins	3	12 T	3	11	3	13
New England Patriots	13	11	10	4	5	8
New York Jets	12	12 T	8	*1	11	*1
Pittsburgh Steelers	11	6	13	7	8	10
Tennessee Titans	15	4	16	13	*1	16
NATIONAL FOOTBALL CONFERENCE						
	OFFENSE			DEFENSE		
	TOTAL	RUSH	PASS	TOTAL	RUSH	PASS
Arizona Cardinals	12	13	10	9	4	13
Atlanta Falcons	13	2	15	13	10	14
Carolina Panthers	15	7	14	10	7	12
Chicago Bears	14	*1	16	14	16	9
Dallas Cowboys	5	6	7	6	9	5
Detroit Lions	2	8	3	16	14	15
Green Bay Packers	8	10	9	7	12	4
Los Angeles Rams	16	14 T	13	8	3	11
Minnesota Vikings	4	14 T	2	15	8	16
New Orleans Saints	10	12	8	4	11	2
New York Giants	9	3	12	11	13	8
Philadelphia Eagles	*1	4	4	2	6	*1
San Francisco 49ers	3	5	6	*1	*1	10
Seattle Seahawks	6	11	5	12	15	7
Tampa Bay Buccaneers	7	16	*1	5	5	6
Washington Commanders	11	9	11	3	2	3
NATIONAL FOOTBALL LEAGUE						
	OFFENSE			DEFENSE		
	TOTAL	RUSH	PASS	TOTAL	RUSH	PASS
Arizona Cardinals	22	22	18	21	14	24
Atlanta Falcons	24	3	31	27	23	25
Baltimore Ravens	16	2	28	9 T	3	26
Buffalo Bills	2	7	7	6	5	15
Carolina Panthers	29	10	29	22	18	22
Chicago Bears	28	*1	32	29	31	17
Cincinnati Bengals	8	29	5	16	7	23
Cleveland Browns	14	6	22	14	25	5
Dallas Cowboys	11	9	14	12	22	8
Denver Broncos	21	21	19	7	10	12
Detroit Lions	4	11	8	32	29	30
Green Bay Packers	17	15	17	17	26	6
Houston Texans	31	31	25	30	32	10
Indianapolis Colts	27	23	23	15	21	11
Jacksonville Jaguars	10	14	10	24	12	28
Kansas City Chiefs	*1	20	*1	11	8	18
Las Vegas Raiders	12	17	11 T	28	19	29
Los Angeles Chargers	9	30	3	20	28	7
Los Angeles Rams	32	27 T	27	19	13	21
Miami Dolphins	6	25 T	4	18	4	27
Minnesota Vikings	7	27 T	6	31	20	31
New England Patriots	26	24	20	8	6	16
New Orleans Saints	19	19	16	5	24	2
New York Giants	18	4	26	25	27	14
New York Jets	25	25 T	15	4	16 T	3
Philadelphia Eagles	3	5	9	2	16 T	*1
Pittsburgh Steelers	23	16	24	13	9	19
San Francisco 49ers	5	8	13	*1	2	20
Seattle Seahawks	13	18	11 T	26	30	13
Tampa Bay Buccaneers	15	32	2	9 T	15	9
Tennessee Titans	30	13	30	23	*1	32
Washington Commanders	20	12	21	3	11	4

* = NFL leader | T = Tied for position

2023 REGULAR SEASON PITTSBURGH STEELERS WEEK-BY-WEEK LEADERS
(THROUGH WEEK 18)

DATE	OPPONENT	SCORING		PASSING YARDS		CARRIES		RUSHING YARDS		RECEPTIONS		RECEIVING YARDS		TACKLES		SACKS		INTERCEPTIONS		FORCED FUMBLES	
		PLAYER	NO.	PLAYER	NO.	PLAYER	NO.	PLAYER	NO.	PLAYER	NO.	PLAYER	NO.	PLAYER	NO.	PLAYER	NO.	PLAYER	NO.	PLAYER	NO.
09/10	at 49ers	P. Freiermuth	6	K. Pickett	232	N. Harris	6	N. Harris	31	C. Austin III	6	A. Robinson II	64	K. Alexander E. Roberts	8	T. Watt	3.0	-	-	T. Watt	2
09/18	Browns	C. Boswell	8	K. Pickett	222	N. Harris	10	N. Harris	43	G. Pickens J. Warren	4	G. Pickens	127	K. Alexander	9	A. Highsmith L. Ogunjobi T. Watt D. Leal M. Golden E. Riley	1.0	A. Highsmith	1	C. Holcomb A. Highsmith M. Adams Sr.	1
09/24	at Raiders	C. Boswell	11	K. Pickett	235	N. Harris	19	N. Harris	65	A. Robinson II G. Pickens	4	G. Pickens	75	M. Fitzpatrick	11	T. Watt	2.0	L. Wallace	2	-	-
10/01	at Texans	C. Boswell	6	K. Pickett	114	N. Harris	14	N. Harris	71	J. Warren	6	N. Harris	32	M. Fitzpatrick	11	-	-	-	-	K. Benton	1
10/08	Ravens	C. Boswell	9	K. Pickett	224	N. Harris	14	J. Warren	40	G. Pickens	6	G. Pickens	130	C. Holcomb M. Fitzpatrick	9	T. Watt	2.0	J. Porter Jr.	1	C. Sullivan A. Highsmith L. Ogunjobi	1
10/22	at Rams	N. Harris K. Pickett J. Warren C. Boswell	6	K. Pickett	230	N. Harris	14	N. Harris	53	D. Johnson G. Pickens	5	G. Pickens	107	M. Fitzpatrick	11	L. Ogunjobi N. Herbig	1.0	T. Watt	1	-	-
10/29	Jaguars	G. Pickens	6	M. Trubisky	138	N. Harris	7	J. Warren	19	D. Johnson	8	D. Johnson	85	C. Holcomb	10	E. Roberts	1.5	D. Kazee	1	K. Alexander N. Herbig	1
11/02	Titans	C. Boswell	8	K. Pickett	160	N. Harris	16	J. Warren	88	D. Johnson	7	D. Johnson	90	E. Roberts	9	A. Highsmith	2.0	K. Alexander	1	-	-
11/12	Packers	C. Boswell	11	K. Pickett	126	N. Harris	16	J. Warren	101	C. Heyward N. Harris G. Pickens	3	G. Pickens	45	T. Watt E. Roberts K. Neal	8	T. Watt	1.0	K. Neal D. Kazee	1	-	-
11/19	at Browns	J. Warren	6	K. Pickett	106	N. Harris	12	J. Warren	129	G. Pickens	4	G. Pickens	38	E. Roberts	15	T. Watt	1.0	C. Sullivan	1	-	-
11/26	at Bengals	C. Boswell	10	K. Pickett	278	N. Harris	15	N. Harris	99	P. Freiermuth	9	P. Freiermuth	120	E. Roberts	6	T. Watt	2.0	T. Thompson	1	T. Watt	1
12/03	Cardinals	D. Johnson	6	M. Trubisky	117	N. Harris	16	N. Harris	63	G. Pickens D. Johnson	4	G. Pickens	86	M. Walker	10	A. Highsmith	1.5	-	-	K. Benton	1
12/07	Patriots	M. Trubisky	8	M. Trubisky	190	N. Harris	12	M. Trubisky	30	G. Pickens	5	D. Johnson	57	C. Heyward N. Herbig E. Roberts	6	C. Heyward E. Roberts	1.0	M. Walker	1	-	-
12/16	at Colts	M. Trubisky D. Johnson	6	M. Trubisky	169	N. Harris	12	J. Warren	40	J. Warren	5	D. Johnson	62	E. Roberts	9	T. Watt	2.0	-	-	-	-
12/23	Bengals	G. Pickens	12	M. Rudolph	290	N. Harris	19	N. Harris	78	J. Warren	5	G. Pickens	195	M. Walker	8	M. Jack T. Watt A. Highsmith	1.0	E. Rowe P. Peterson A. Highsmith	1	T. Watt	1
12/31	at Seahawks	N. Harris C. Boswell	12	M. Rudolph	274	N. Harris	27	N. Harris	122	G. Pickens	7	G. Pickens	131	E. Rowe	10	N. Herbig	1.0	-	-	N. Herbig	1
01/06	at Ravens	N. Harris D. Johnson	6	M. Rudolph	152	N. Harris	26	N. Harris	112	J. Warren N. Harris	5	D. Johnson	89	E. Rowe	12	T. Watt	2.0	-	-	E. Rowe M. Robinson	1
MOST TIMES LED (INCLUDING TIES)		C. BOSWELL	9	K. PICKETT	10	N. HARRIS	17	N. HARRIS	10	G. PICKENS	9	G. PICKENS	9	E. ROBERTS	7	T. WATT	10	A. HIGHSMITH D. KAZEE	2	T. WATT	3

NFL										AFC										
DATE	OPPONENT	OFFENSE					DEFENSE			DATE	OPPONENT	OFFENSE					DEFENSE			
		TOT	RUS	PAS	SCORE	*POIN	TOT	RUS	PAS			SCORE	*POIN	TOT	RUS	PAS	SCORE	*POIN		
		AL	H	S	D	AL	H	S	D			AL	H	S	D	AL	H	S	D	
09/10	San Francisco	27	1	3	15	30	29	30	21	T-25	09/10	San Francisco	15	16	9	15	14	14	10	13
09/18	Cleveland	31	31	18	26	30	32	16	T-23	09/18	Cleveland	15	16	10	12	15	16	8	T-12	
09/24	at Las Vegas	27	30	17	22	28	T-30	22	T-19	09/24	at Las Vegas	13	15	11	11	14	T-14	11	T-9	
10/01	at Houston	29	29	25	T-25	30	29	26	23	10/01	at Houston	14	14	11	T-12	14	14	13	12	
10/08	Baltimore	30	30	27	T-29	30	28	24	17	10/08	Baltimore	15	14	13	T-14	14	13	12	9	
10/22	at L.A. Rams	31	28	25	T-26	30	28	25	T-17	10/22	at L.A. Rams	15	14	12	13	14	14	12	T-9	
10/29	Jacksonville	30	28	25	29	30	27	24	18	10/29	Jacksonville	15	14	12	14	14	12	12	10	
11/02	Tennessee	29	25	25	29	31	29	25	13	11/02	Tennessee	14	12	12	14	15	13	13	9	
11/12	Green Bay	28	20	29	26	28	25	27	T-11	11/12	Green Bay	14	11	15	12	13	12	14	7	
11/19	at Cleveland	28	16	31	28	27	23	23	7	11/19	at Cleveland	14	8	16	14	13	11	11	5	
11/26	at Cincinnati	26	T-1	4	28	28	25	22	24	5	11/26	at Cincinnati	12	7	15	14	13	11	12	3
12/03	Arizona	26	14	28	28	21	22	19	6	12/03	Arizona	12	7	15	14	11	11	10	4	
12/07	New England	27	15	28	27	21	21	21	7	12/07	New England	13	6	15	13	11	11	10	4	
12/16	at Indianapolis	27	16	28	28	20	22	20	T-9	12/16	at Indianapolis	13	7	15	14	11	11	10	T-4	
12/23	Cincinnati	26	16	27	28	21	20	21	7	12/23	Cincinnati	12	7	15	14	11	11	11	4	
12/31	at Seattle	25	12	25	27	22	18	T-2	2	12/31	at Seattle	11	5	13	13	12	11	T-1	1	4
01/06	at Baltimore	25	13	25	28	21	19	17	6	01/06	at Baltimore	11	6	13	14	11	11	10	4	

*Points per game

2023 REGULAR SEASON STEELERS GAME-BY-GAME OFFENSE																		
	09/10	09/18	09/24	10/01	10/08	10/22	10/29	11/02	11/12	11/19	11/26	12/03	12/07	12/16	12/23	12/31	01/06	Totals
	SF	CLE	@ LV	@ HOU	BAL	@ LAR	JAX	TEN	GB	@ CLE	@ CIN	ARI	NE	@ IND	CIN	@ SEA	@ BAL	Totals
FIRST DOWNS																		
Total	15	9	17	12	17	17	17	22	21	12	22	18	18	13	16	25	16	287
Rushing	3	3	5	7	6	8	4	10	12	8	6	4	5	3	9	14	8	115
Passing	9	6	10	4	11	9	12	9	6	4	15	13	10	9	7	11	8	153
Penalty	3	0	2	1	0	0	1	3	3	0	0	1	3	1	0	0	0	19
THIRD DOWNS																		
Attempts	15	14	15	14	15	12	12	12	13	14	17	11	14	12	14	13	15	232
Converted	5	4	6	6	6	4	3	6	4	3	8	4	3	4	7	6	6	85
Percentage	33.3%	28.6%	40.0%	42.9%	40.0%	33.3%	25.0%	50.0%	30.8%	21.4%	47.1%	36.4%	21.4%	33.3%	50.0%	46.2%	40.0%	36.6%
FOURTH DOWNS																		
Attempts	3	0	0	1	0	1	2	0	1	1	0	1	3	3	0	3	0	19
Converted	1	0	0	0	0	1	0	0	1	1	0	0	1	2	0	2	0	9
Percentage	33.3%	0	0	0.0%	0	100.0%	0.0%	0	100.0%	100.0%	0	0.0%	33.3%	66.7%	0	66.7%	0	47.4%
TOT. OFFENSE																		
Net Yards	239	255	333	225	289	300	261	326	324	249	421	317	264	216	397	468	289	5,173
Plays	61	53	60	56	65	56	64	60	60	57	68	58	66	54	58	71	62	1,029
Avg./Play	3.9	4.8	5.6	4.0	4.4	5.4	4.1	5.4	5.4	4.4	6.2	5.5	4.0	4.0	6.8	6.6	4.7	5.0
RUSHING																		
Net Yards	41	55	105	114	87	86	70	166	205	172	153	130	82	74	113	202	155	2,010
Rush. Att.	10	21	31	25	30	29	18	30	36	26	33	31	28	24	30	46	39	487
Avg./Att.	4.1	2.6	3.4	4.6	2.9	3.0	3.9	5.5	5.7	6.6	4.6	4.2	2.9	3.1	3.8	4.4	4.0	4.1
PASSING																		
Net Yards	198	200	228	111	202	214	191	160	119	77	268	187	182	142	284	266	134	3,163
Attempts	46	30	28	28	32	25	43	30	23	28	33	27	36	26	27	24	20	506
Completions	31	15	16	18	18	17	25	19	14	15	24	18	22	18	17	18	18	323
Intercepted	2	1	0	1	0	0	2	0	0	0	0	0	1	2	0	0	0	9
Gross Yards	232	222	235	132	224	230	211	160	126	106	278	187	190	172	290	274	152	3,421
Sacked	5.0	2.0	1.0	3.0	3.0	2.0	3.0	0.0	1.0	3.0	2.0	0.0	2.0	4.0	1.0	1.0	3.0	36.0
Yards Lost	34	22	7	21	22	16	20	0	7	29	10	0	8	30	6	8	18	258
ADVANCES																		
Rushes	10	21	31	25	30	29	18	30	36	26	33	31	28	24	30	46	39	487
Completions	31	15	16	18	18	17	25	19	14	15	24	18	22	18	17	18	18	323
Totals	41	36	47	43	48	46	43	49	50	41	57	49	50	42	47	64	57	810
Total Drives	11	14	13	10	12	11	12	9	10	13	10	14	12	11	10	12	12	194
PENALTIES																		
Number	6	5	6	2	3	8	6	10	3	6	5	9	1	8	2	2	4	86
Yards	60	31	45	18	30	76	52	80	27	46	55	77	5	101	15	10	25	753
FUMBLES																		
Number	0	1	0	2	1	1	2	0	0	0	1	2	1	1	1	2	6	21
Lost	0	1	0	0	1	0	0	0	0	0	1	1	1	1	0	2	2	7
PUNTING																		
Yards	254	320	323	238	257	218	257	200	224	355	172	179	267	160	194	46	250	3,914
Punts	6	7	6	5	6	5	6	4	5	9	4	4	6	4	5	1	6	89
Net Avg.	35.5	40.0	46.5	40.8	37.3	43.6	37.2	48.3	42.4	35.3	33.0	38.8	41.2	30.5	37.8	46.0	38.3	39.2
Gross Avg.	42.3	45.7	53.8	47.6	42.8	43.6	42.8	50.0	44.8	39.4	43.0	44.8	44.5	40.0	38.8	46.0	41.7	44.0
SCORING																		
Points	7	26	23	6	17	24	10	20	23	10	16	10	18	13	34	30	17	304
Q1	0	7	7	0	0	0	0	7	7	0	0	3	3	6	7	7	7	61
Q2	7	9	6	0	3	3	3	3	10	0	3	0	7	7	17	10	0	88
Q3	0	3	10	6	0	7	7	3	3	7	7	0	0	0	7	7	0	67
Q4	0	7	0	0	14	14	0	7	3	3	6	7	8	0	3	6	10	88
OT	0	0	0	0	0	0	0	0	0	0	0	0	0	0	0	0	0	0
TD Rushing	0	0	0	0	0	3	0	1	2	1	1	0	1	1	2	3	1	16
TD Passing	1	1	2	0	1	0	1	1	0	0	0	1	1	1	2	0	1	13
TD KO Returns	0	0	0	0	0	0	0	0	0	0	0	0	0	0	0	0	0	0
TD Punt Returns	0	0	0	0	0	0	0	0	0	0	0	0	0	0	0	0	0	0
TD Sp. Teams	0	0	0	0	0	0	0	0	0	0	0	0	0	0	0	0	0	0
TD Def. Returns	0	2	0	0	0	0	0	0	0	0	0	0	0	0	0	0	0	2
FG Attempts	0	2	3	2	3	1	2	2	3	1	3	2	1	0	2	3	1	31
FG Made	0	2	3	2	3	1	1	2	3	1	3	1	1	0	2	3	1	29
Safety	0	0	0	0	1	0	0	0	0	0	0	0	0	0	0	0	0	1
2-Pt Attempts	0	1	0	0	1	0	0	0	0	0	0	0	1	0	0	0	0	3
2-Pt Made	0	0	0	0	0	0	0	0	0	0	0	0	1	0	0	0	0	1
Time of Possession	22:37	24:32	30:03	27:25	29:46	28:14	25:44	28:51	30:33	28:33	37:17	30:43	32:19	26:40	28:11	37:33	34:54	503:55

2023 REGULAR SEASON STEELERS GAME-BY-GAME DEFENSE																		
	09/10	09/18	09/24	10/01	10/08	10/22	10/29	11/02	11/12	11/19	11/26	12/03	12/07	12/16	12/23	12/31	01/06	Totals
	SF	CLE	@ LV	@ HOU	BAL	@ LAR	JAX	TEN	GB	@ CLE	@ CIN	ARI	NE	@ IND	CIN	@ SEA	@ BAL	
FIRST DOWNS																		
Total	22	20	19	24	19	19	20	23	17	20	10	18	14	19	17	17	13	311
Rushing	8	7	4	9	7	8	6	5	3	7	0	8	3	9	3	4	4	95
Passing	13	12	12	14	11	8	11	12	13	10	9	7	11	8	13	13	9	186
Penalty	1	1	3	1	1	3	3	6	1	3	1	3	0	2	1	0	0	30
THIRD DOWNS																		
Attempts	13	16	13	12	14	16	13	13	16	17	10	17	13	15	13	9	13	233
Converted	6	5	4	6	5	9	6	3	8	4	2	10	4	6	6	3	4	91
Percentage	46.2%	31.3%	30.8%	50.0%	35.7%	56.3%	46.2%	23.1%	50.0%	23.5%	20.0%	58.8%	30.8%	40.0%	46.2%	33.3%	30.8%	39.1%
FOURTH DOWNS																		
Attempts	1	2	2	1	2	0	0	2	2	1	0	0	0	2	2	0	1	18
Converted	1	0	1	0	0	0	0	1	2	1	0	0	0	1	0	0	1	8
Percentage	100.0%	0.0%	50.0%	0.0%	0.0%	0	0	50.0%	100.0%	100.0%	0	0	0	50.0%	0.0%	0	100.0%	44.4%
TOT. OFFENSE																		
Net Yards	391	408	362	451	335	354	377	340	399	259	222	282	303	372	368	369	224	5,816
Plays	66	81	67	69	67	62	65	68	65	73	41	63	55	65	61	49	57	1,074
Avg./Play	5.9	5.0	5.4	6.5	5.0	5.7	5.8	5.0	6.1	3.5	5.4	4.5	5.5	5.7	6.0	7.5	3.9	5.4
RUSHING																		
Net Yards	188	198	69	139	125	135	106	105	116	96	25	150	81	170	59	88	106	1,956
Rush. Att.	34	35	19	38	25	31	30	25	24	29	11	38	25	34	16	15	25	454
Avg./Att.	5.5	5.7	3.6	3.7	5.0	4.4	3.5	4.2	4.8	3.3	2.3	3.9	3.2	5.0	3.7	5.9	4.2	4.3
PASSING																		
Net Yards	203	210	293	312	210	219	271	235	283	163	197	132	222	202	309	281	118	3,860
Attempts	29	40	44	31	38	29	32	39	40	43	26	23	28	28	42	33	28	573
Completions	19	22	28	17	22	14	24	22	21	24	19	13	19	18	28	23	15	348
Intercepted	0	1	3	0	1	1	1	1	2	1	1	0	1	0	3	0	0	16
Gross Yards	220	235	324	312	236	231	292	262	289	165	227	145	240	215	335	290	146	4,164
Sacked	3.0	6.0	4.0	0.0	4.0	2.0	3.0	4.0	2.0	1.0	4.0	2.0	2.0	3.0	3.0	1.0	4.0	47.0
Yards Lost	17	25	31	0	26	12	21	27	6	2	30	13	18	13	26	9	28	304
ADVANCES																		
Rushes	34	35	19	38	25	31	30	25	24	29	11	38	25	34	16	15	25	454
Completions	19	22	28	17	22	14	24	22	21	24	19	13	19	18	28	23	15	348
Totals	53	57	47	55	47	45	54	47	45	53	30	51	44	52	44	38	40	802
Total Drives	12	15	12	10	12	10	11	9	11	12	10	10	13	11	11	9	12	190
PENALTIES																		
Number	11	8	7	8	2	5	6	7	5	1	5	6	7	2	3	4	3	90
Yards	85	81	60	63	20	40	72	51	32	10	36	51	59	10	20	25	26	741
FUMBLES																		
Number	3	4	1	2	4	0	2	0	2	0	0	2	0	0	1	2	2	26
Lost	1	3	0	0	2	0	2	0	2	0	0	0	0	0	0	1	2	11
PUNTING																		
Yards	134	238	262	114	154	208	131	171	179	380	251	252	395	57	132	159	377	3,594
Punts	3	5	5	3	5	4	3	3	4	8	6	5	9	2	3	3	7	78
Net Avg.	44.0	40.8	47.4	35.0	29.2	43.5	37.0	52.7	39.8	38.6	38.2	44.2	38.3	28.5	44.0	37.7	37.9	39.7
Gross Avg.	44.7	47.6	52.4	38.0	30.8	52.0	43.7	57.0	44.8	47.5	41.8	50.4	43.9	28.5	44.0	53.0	53.9	46.1
SCORING																		
Points	30	22	18	30	10	17	20	16	19	13	10	24	21	30	11	23	10	324
Q1	10	3	7	10	7	0	6	3	7	7	0	3	7	0	0	0	0	70
Q2	10	11	0	6	3	9	3	10	6	3	7	7	14	14	0	14	7	124
Q3	7	8	0	0	0	8	8	3	6	0	0	7	0	10	11	3	0	71
Q4	3	0	11	14	0	0	3	0	0	3	3	7	0	6	0	6	3	59
OT	0	0	0	0	0	0	0	0	0	0	0	0	0	0	0	0	0	0
TD Rushing	1	1	0	0	1	1	0	1	0	1	0	2	0	0	0	1	0	9
TD Passing	2	1	2	3	0	1	1	0	2	0	1	1	3	3	1	1	1	23
TD KO Returns	0	0	0	0	0	0	0	0	0	0	0	0	0	0	0	0	0	0
TD Punt Returns	0	0	0	0	0	0	0	0	0	0	0	0	0	0	0	0	0	0
TD Sp. Teams	0	0	0	0	0	0	0	0	0	0	0	0	0	0	0	0	0	0
TD Def. Returns	0	0	0	0	0	0	0	0	0	0	0	0	0	0	0	0	0	0
FG Attempts	3	3	1	3	1	3	4	3	2	2	1	1	0	5	1	3	1	37
FG Made	3	2	1	3	1	1	4	3	2	2	1	1	0	3	1	3	1	32
Safety	0	0	0	0	0	0	0	0	0	0	0	0	0	0	0	0	0	0
2-Pt Attempts	0	2	1	0	0	1	1	0	0	0	0	0	0	0	1	0	0	6
2-Pt Made	0	2	1	0	0	1	1	0	0	0	0	0	0	0	1	0	0	6
Time of Possession	37:23	35:28	29:57	32:35	30:14	31:46	34:16	31:09	29:27	31:27	22:43	29:17	27:41	33:20	31:49	22:27	25:06	516:05

2023 REGULAR SEASON - DEFENSIVE TAKEAWAYS						
DATE	OPPONENT	TAKEAWAY	QTR.	SCORE	YD-LINE	RESULT
09/10	San Francisco	T. Watt FR (T. Watt FF)	3	7-27	PIT-46	Downs
09/18	Cleveland	A. Highsmith INT (D. Watson)	1	7-0	CLV-30	TD
		L. Ogunjobi FR (M. Adams Sr. FF)	1	7-3	PIT-42	Fumble
		D. Kazez FR (C. Holcomb FF)	4	19-22	PIT-44	Punt
		T. Watt FR (A. Highsmith FF)	4	26-22	CLV-16	TD
09/24	at Las Vegas	L. Wallace INT (J. Garoppolo)	2	7-7	PIT-37	FG
		P. Peterson INT (J. Garoppolo)	3	16-7	PIT-19	TD
		L. Wallace INT (J. Garoppolo)	4	23-18	LV-31	EOG
10/01	at Houston	None				
10/08	Baltimore	D. Kazez FR (L. Ogunjobi FF)	2	0-10	PIT-48	FG
		J. Porter Jr. INT (L. Jackson: touchback)	4	8-10	PIT-(-4)	TD
		T. Watt FR (A. Highsmith FF)	4	14-10	BLT-36	FG
10/22	at L.A. Rams	T. Watt INT (M. Stafford)	3	3-9	LA-31	TD
10/29	Jacksonville	C. Holcomb FR (K. Alexander FF)	1	0-6	PIT-29	Punt
		D. Kazez INT (T. Lawrence)	2	0-6	PIT-(-5)	FG
		K. Neal FR (N. Herbig FF)	3	3-9	PIT-36	Punt
11/02	Tennessee	K. Alexander INT (W. Levis: touchback)	4	20-16	PIT-(-1)	EOG
11/12	Green Bay	K. Neal INT (J. Love)	4	23-19	PIT-(-8)	Punt
		D. Kazez INT (J. Love)	4	23-19	PIT-2	EOG
11/19	at Cleveland	C. Sullivan INT (D. Thompson-Robinson)	3	7-10	PIT-23	Punt
11/26	at Cincinnati	T. Thompson INT (J. Browning)	3	3-7	PIT-15	TD
12/03	Arizona	None				
12/07	New England	M. Walker INT (B. Zappe)	3	10-21	NE-46	Downs
12/16	at Indianapolis	None				
12/23	Cincinnati	P. Peterson INT (J. Browning: touchback)	1	7-0	PIT-(-3)	TD
		E. Rowe INT (J. Browning)	2	14-0	CIN-39	TD
		A. Highsmith INT (J. Browning)	4	31-11	CIN-43	FG
12/31	at Seattle	N. Herbig FR (N. Herbig FF)	4	27-20	SEA-16	FG
01/06	at Baltimore	L. Ogunjobi FR (M. Robinson FF)	2	7-0	BLT-45	Fumble
		M. Golden FR (E. Rowe FF)	4	14-7	BLT-32	FG

2023 REGULAR SEASON - OFFENSIVE GIVEAWAYS						
DATE	OPPONENT	TAKEAWAY	QTR.	SCORE	YD-LINE	RESULT
09/10	San Francisco	K. Pickett INT (C. Ward)	1	0-7	SF-43	FG
		K. Pickett INT (T. Hufanga)	4	7-27	SF-26	FG
09/18	Cleveland	K. Pickett INT (G. Delpit)	1	7-3	PIT-19	Missed FG
		G. Olszewski fumble (D. Ward FF; G. Delpit FR)	1	7-3	PIT-37	TD
09/24	at Las Vegas	None				
10/01	at Houston	K. Pickett INT (S. Nelson)	1	0-7	HST-22	FG
10/08	Baltimore	None				
10/22	at L.A. Rams	None				
10/29	Jacksonville	M. Trubisky INT (A. Wingard)	4	10-17	JAX-41	FG
		M. Trubisky INT (A. Johnson)	4	10-20	JAX-6	EOG
11/02	Tennessee	None				
11/12	Green Bay	None				
11/19	at Cleveland	None				
11/26	at Cincinnati	J. Warren fumble (Z. Carter FF; D. Turner II FR)	1	0-0	CIN-11	Punt
12/03	Arizona	M. Trubisky fumble (D. Stills FR)	3	3-10	PIT-21	TD
12/07	New England	M. Trubisky INT (J. Peppers)	2	3-7	PIT-43	TD
12/16	at Indianapolis	M. Trubisky INT (N. Cross)	2	13-7	IND-11	Downs
		N. Harris fumble (E. Speed FF; J. Blackmon FR)	3	13-14	PIT-18	TD
		M. Trubisky INT (J. Blackmon)	4	13-27	IND-30	Missed FG
12/23	Cincinnati	None				
12/31	at Seattle	None				
01/06	at Baltimore	J. Warren fumble (D. Phillips FF; A. Maulet FR)	2	7-0	BLT-33	Punt
		M. Rudolph fumble (K. Van Noy FF; B. Washington FR)	2	7-7	BLT-37	End of Half

2023 REGULAR SEASON - SPECIAL TEAMS/MISC GIVEAWAYS						
DATE	OPPONENT	TAKEAWAY	QTR.	SCORE	YD-LINE	RESULT
10/08	Baltimore	G. Olszewski fumble (J. Moon FF; K. Seymour FR)	4	8-10	PIT-27	INT

2023 REGULAR SEASON - TURNOVERS		
Offense:	15 Giveaways 41 Points (4 TD, 4 FG)	Ratio +11 (27 takes, 16 gives)
Defense:	27 Takeaways 76 Points (8 TD, 7 FG)	
Special Teams:	1 Giveaway 0 Points (0 TD, 0 FG) 0 Takeaways 0 Points (0 TD, 0 FG)	Points Off Turnovers Ratio +35 (76 scored, 41 allowed)

DATE	OPPONENT	FORCED TURNOVERS			TURNOVERS CONVERTED					OUTCOME	
		FUM	INTS	TOTAL	TD	FG	PTS.	PTS. PCT.	TD PCT.	NET DIFF.	RESULT
09/10	Pittsburgh	1	0	1	0	0	0	0.0	0.0	-1	L
	San Francisco	0	2	2	0	2	6	100.0	0.0	+1	W
09/18	Pittsburgh	3	1	4	2	0	14	50.0	100.0	+2	W
	Cleveland	1	1	2	1	0	8	50.0	100.0	-2	L
09/24	Pittsburgh	0	3	3	1	1	10	66.7	50.0	+3	W
	at Las Vegas	0	0	0	0	0	0	0.0	0.0	-3	L
10/01	Pittsburgh	0	0	0	0	0	0	0.0	0.0	-1	L
	at Houston	0	1	1	0	1	3	100.0	0.0	+1	W
10/08	Pittsburgh	2	1	3	1	2	12	100.0	33.3	+2	W
	Baltimore	1	0	1	0	0	0	0.0	0.0	-2	L
10/22	Pittsburgh	0	1	1	1	0	7	100.0	100.0	+1	W
	at L.A. Rams	0	0	0	0	0	0	0.0	0.0	-1	L
10/29	Pittsburgh	2	1	3	0	1	3	33.3	0.0	+1	L
	Jacksonville	0	2	2	0	1	3	50.0	0.0	-1	W
11/02	Pittsburgh	0	1	1	0	0	0	0.0	0.0	+1	W
	Tennessee	0	0	0	0	0	0	0.0	0.0	-1	L
11/12	Pittsburgh	0	2	2	0	0	0	0.0	0.0	+2	W
	Green Bay	0	0	0	0	0	0	0.0	0.0	-2	L
11/19	Pittsburgh	0	1	1	0	0	0	0.0	0.0	+1	L
	at Cleveland	0	0	0	0	0	0	0.0	0.0	-1	W
11/26	Pittsburgh	0	1	1	1	0	7	100.0	100.0	0	W
	at Cincinnati	1	0	1	0	0	0	0.0	0.0	0	L
12/03	Pittsburgh	0	0	0	0	0	0	0.0	0.0	-1	L
	Arizona	1	0	1	1	0	7	100.0	100.0	+1	W
12/07	Pittsburgh	0	1	1	0	0	0	0.0	0.0	0	L
	New England	0	1	1	1	0	7	100.0	100.0	0	W
12/16	Pittsburgh	0	0	0	0	0	0	0.0	0.0	-3	L
	at Indianapolis	1	2	3	1	0	7	33.3	100.0	+3	W
12/23	Pittsburgh	0	3	3	2	1	17	100.0	66.7	+3	W
	Cincinnati	0	0	0	0	0	0	0.0	0.0	-3	L
12/31	Pittsburgh	1	0	1	0	1	3	100.0	0.0	+1	W
	at Seattle	0	0	0	0	0	0	0.0	0.0	-1	L
01/06	Pittsburgh	2	0	2	0	1	3	50.0	0.0	0	W
	at Baltimore	2	0	2	0	0	0	0.0	0.0	0	L
	STEELERS	11	16	27	8	7	76	55.6	53.3	+11	10-7
	OPPONENTS	7	9	16	4	4	41	50.0	50.0	-11	7-10

2023 REGULAR SEASON INDIVIDUAL GAME-BY-GAME STATS														
PASSING:		CONNOR HEYWARD												
DATE	OPP	ATT	CMP	YDS	CMP%	Y/A	Y/C	TD	TD%	INT	INT%	LG	SK/YD	RATE
09/10	San Francisco	0	0	0	0.0%	0.0	0.0	0	0.0%	0	0.0%	0	0/0	0.0
09/18	Cleveland	0	0	0	0.0%	0.0	0.0	0	0.0%	0	0.0%	0	0/0	0.0
09/24	at Las Vegas	0	0	0	0.0%	0.0	0.0	0	0.0%	0	0.0%	0	0/0	0.0
10/01	at Houston	0	0	0	0.0%	0.0	0.0	0	0.0%	0	0.0%	0	0/0	0.0
10/08	Baltimore	0	0	0	0.0%	0.0	0.0	0	0.0%	0	0.0%	0	0/0	0.0
10/22	at L.A. Rams	0	0	0	0.0%	0.0	0.0	0	0.0%	0	0.0%	0	0/0	0.0
10/29	Jacksonville	0	0	0	0.0%	0.0	0.0	0	0.0%	0	0.0%	0	0/0	0.0
11/02	Tennessee	0	0	0	0.0%	0.0	0.0	0	0.0%	0	0.0%	0	0/0	0.0
11/12	Green Bay	0	0	0	0.0%	0.0	0.0	0	0.0%	0	0.0%	0	0/0	0.0
11/19	at Cleveland	0	0	0	0.0%	0.0	0.0	0	0.0%	0	0.0%	0	0/0	0.0
11/26	at Cincinnati	0	0	0	0.0%	0.0	0.0	0	0.0%	0	0.0%	0	0/0	0.0
12/03	Arizona	0	0	0	0.0%	0.0	0.0	0	0.0%	0	0.0%	0	0/0	0.0
12/07	New England	1	0	0	0.0%	0.0	0.0	0	0.0%	0	0.0%	0	0/0	39.6
12/16	at Indianapolis	0	0	0	0.0%	0.0	0.0	0	0.0%	0	0.0%	0	0/0	0.0
12/23	Cincinnati	0	0	0	0.0%	0.0	0.0	0	0.0%	0	0.0%	0	0/0	0.0
12/31	at Seattle	0	0	0	0.0%	0.0	0.0	0	0.0%	0	0.0%	0	0/0	0.0
01/06	at Baltimore	0	0	0	0.0%	0.0	0.0	0	0.0%	0	0.0%	0	0/0	0.0
TOTALS		1	0	0	0.0%	0.0	0.0	0	0.0%	0	0.0%	0	0/0	39.6

PASSING:		KENNY PICKETT												
DATE	OPP	ATT	CMP	YDS	CMP%	Y/A	Y/C	TD	TD%	INT	INT%	LG	SK/YD	RATE
09/10	San Francisco	46	31	232	67.4%	5.0	7.5	1	2.2%	2	4.3%	31	5/34	68.4
09/18	Cleveland	30	15	222	50.0%	7.4	14.8	1	3.3%	1	3.3%	71t	2/22	71.8
09/24	at Las Vegas	28	16	235	57.1%	8.4	14.7	2	7.1%	0	0.0%	72t	1/7	108.5
10/01	at Houston	23	15	114	65.2%	5.0	7.6	0	0.0%	1	4.3%	32	3/21	59.0
10/08	Baltimore	32	18	224	56.3%	7.0	12.4	1	3.1%	0	0.0%	41t	3/22	88.5
10/22	at L.A. Rams	25	17	230	68.0%	9.2	13.5	0	0.0%	0	0.0%	39	2/16	97.1
10/29	Jacksonville	16	10	73	62.5%	4.6	7.3	0	0.0%	0	0.0%	16	1/5	73.2
11/02	Tennessee	30	19	160	63.3%	5.3	8.4	1	3.3%	0	0.0%	32	0/0	88.2
11/12	Green Bay	23	14	126	60.9%	5.5	9.0	0	0.0%	0	0.0%	28	1/7	75.6
11/19	at Cleveland	28	15	106	53.6%	3.8	7.1	0	0.0%	0	0.0%	14	3/29	62.5
11/26	at Cincinnati	33	24	278	72.7%	8.4	11.6	0	0.0%	0	0.0%	43	2/10	97.8
12/03	Arizona	10	7	70	70.0%	7.0	10.0	0	0.0%	0	0.0%	38	0/0	89.6
12/07	New England	INACTIVE												
12/16	at Indianapolis	ON INACTIVE LIST												
12/23	Cincinnati	ON INACTIVE LIST												
12/31	at Seattle	ON INACTIVE LIST												
01/06	at Baltimore	DID NOT PLAY (NON-INJURY)												
TOTALS		324	201	2,070	62.0%	6.4	10.3	6	1.9%	4	1.2%	72T	23/173	81.4

PASSING:		MASON RUDOLPH												
DATE	OPP	ATT	CMP	YDS	CMP%	Y/A	Y/C	TD	TD%	INT	INT%	LG	SK/YD	RATE
09/10	San Francisco	ON INACTIVE LIST												
09/18	Cleveland	ON INACTIVE LIST												
09/24	at Las Vegas	ON INACTIVE LIST												
10/01	at Houston	ON INACTIVE LIST												
10/08	Baltimore	ON INACTIVE LIST												
10/22	at L.A. Rams	ON INACTIVE LIST												
10/29	Jacksonville	ON INACTIVE LIST												
11/02	Tennessee	INACTIVE												
11/12	Green Bay	ON INACTIVE LIST												
11/19	at Cleveland	ON INACTIVE LIST												
11/26	at Cincinnati	ON INACTIVE LIST												
12/03	Arizona	ON INACTIVE LIST												
12/07	New England	DID NOT PLAY (NON-INJURY)												
12/16	at Indianapolis	3	2	3	66.7%	1.0	1.5	0	0.0%	0	0.0%	6	1/11	70.1
12/23	Cincinnati	27	17	290	63.0%	10.7	17.1	2	7.4%	0	0.0%	86t	1/6	124.0
12/31	at Seattle	24	18	274	75.0%	11.4	15.2	0	0.0%	0	0.0%	42	1/8	112.2
01/06	at Baltimore	20	18	152	90.0%	7.6	8.4	1	5.0%	0	0.0%	71t	3/18	115.0
TOTALS		74	55	719	74.3%	9.7	13.1	3	4.1%	0	0.0%	86T	6/43	118.0

PASSING:		MITCH TRUBISKY												
DATE	OPP	ATT	CMP	YDS	CMP%	Y/A	Y/C	TD	TD%	INT	INT%	LG	SK/YD	RATE
09/10	San Francisco	DID NOT PLAY (NON-INJURY)												
09/18	Cleveland	DID NOT PLAY (NON-INJURY)												
09/24	at Las Vegas	DID NOT PLAY (NON-INJURY)												
10/01	at Houston	5	3	18	60.0%	3.6	6.0	0	0.0%	0	0.0%	8	0/0	67.1
10/08	Baltimore	DID NOT PLAY (NON-INJURY)												
10/22	at L.A. Rams	DID NOT PLAY (NON-INJURY)												
10/29	Jacksonville	27	15	138	55.6%	5.1	9.2	1	3.7%	2	7.4%	22t	2/15	51.2
11/02	Tennessee	DID NOT PLAY (NON-INJURY)												
11/12	Green Bay	DID NOT PLAY (NON-INJURY)												
11/19	at Cleveland	DID NOT PLAY (NON-INJURY)												
11/26	at Cincinnati	DID NOT PLAY (NON-INJURY)												
12/03	Arizona	17	11	117	64.7%	6.9	10.6	1	5.9%	0	0.0%	26	0/0	104.3
12/07	New England	35	22	190	62.9%	5.4	8.6	1	2.9%	1	2.9%	25t	2/8	74.7
12/16	at Indianapolis	23	16	169	69.6%	7.3	10.6	1	4.3%	2	8.7%	25	3/19	68.9
12/23	Cincinnati	DID NOT PLAY (NON-INJURY)												
12/31	at Seattle	DID NOT PLAY (NON-INJURY)												
01/06	at Baltimore	ON INACTIVE LIST												
TOTALS		107	67	632	62.6%	5.9	9.4	4	3.7%	5	4.7%	26	7/42	71.9

2023 REGULAR SEASON INDIVIDUAL GAME-BY-GAME STATS

RUSHING:		CALVIN AUSTIN III				NAJEE HARRIS				CONNOR HEYWARD				GEORGE PICKENS							
DATE	OPP.	NO.	YDS	AVG	LG	TD	NO.	YDS	AVG	LG	TD	NO.	YDS	AVG	LG	TD	NO.	YDS	AVG	LG	TD
09/10	San Francisco	0	0	0.0	--	0	6	31	5.2	24	0	0	0	0.0	--	0	0	0	0.0	--	0
09/18	Cleveland	1	-2	-2.0	-2	0	10	43	4.3	21	0	0	0	0.0	--	0	0	0	0.0	--	0
09/24	at Las Vegas	0	0	0.0	--	0	19	65	3.4	17	0	1	0	0.0	--	0	0	0	0.0	--	0
10/01	at Houston	1	5	5.0	5	0	14	71	5.1	23	0	0	0	0.0	--	0	0	0	0.0	--	0
10/08	Baltimore	0	0	0.0	--	0	14	37	2.6	8	0	0	0	0.0	--	0	1	16	16.0	16	0
10/22	at L.A. Rams	1	1	1.0	1	0	14	53	3.8	10	1	0	0	0.0	--	0	0	0	0.0	--	0
10/29	Jacksonville	2	10	5.0	10	0	7	13	1.9	3	0	0	0	0.0	--	0	0	0	0.0	--	0
11/02	Tennessee	2	10	5.0	8	0	16	69	4.3	25	1	0	0	0.0	--	0	0	0	0.0	--	0
11/12	Green Bay	1	6	6.0	6	0	16	82	5.1	24	1	0	0	0.0	--	0	0	0	0.0	--	0
11/19	at Cleveland	0	0	0.0	--	0	12	35	2.9	17	0	0	0	0.0	--	0	1	-1	-1.0	-1	0
11/26	at Cincinnati	0	0	0.0	--	0	15	99	6.6	22	1	0	0	0.0	--	0	0	0	0.0	--	0
12/03	Arizona	0	0	0.0	--	0	16	63	3.9	11	0	0	0	0.0	--	0	0	0	0.0	--	0
12/07	New England	1	12	12.0	12	0	12	29	2.4	7	0	0	0	0.0	--	0	0	0	0.0	--	0
12/16	at Indianapolis	0	0	0.0	--	0	12	33	2.8	15	0	0	0	0.0	--	0	0	0	0.0	--	0
12/23	Cincinnati	1	7	7.0	7	1	19	78	4.1	13	1	0	0	0.0	--	0	0	0	0.0	--	0
12/31	at Seattle	0	0	0.0	--	0	27	122	4.5	23	2	0	0	0.0	--	0	0	0	0.0	--	0
01/06	at Baltimore	1	8	8.0	8	0	26	112	4.3	15	1	0	0	0.0	--	0	1	3	3.0	3	0
TOTALS		11	57	5.2	12	1	255	1,035	4.1	25	8	1	0	0.0	--	0	3	18	6.0	16	0

RUSHING:		KENNY PICKETT				MASON RUDOLPH				MITCH TRUBISKY				JAYLEN WARREN							
DATE	OPP.	NO.	YDS	AVG	LG	TD	NO.	YDS	AVG	LG	TD	NO.	YDS	AVG	LG	TD	NO.	YDS	AVG	LG	TD
09/10	San Francisco	1	4	4.0	4	0	ON INACTIVE LIST				DID NOT PLAY (NON-INJURY)				3	6	2.0	3	0		
09/18	Cleveland	4	-6	-1.5	-1	0	ON INACTIVE LIST				DID NOT PLAY (NON-INJURY)				6	20	3.3	8	0		
09/24	at Las Vegas	3	11	3.7	10	0	ON INACTIVE LIST				DID NOT PLAY (NON-INJURY)				8	29	3.6	11	0		
10/01	at Houston	2	9	4.5	8	0	ON INACTIVE LIST				0 0 0.0 -- 0				8	29	3.6	18	0		
10/08	Baltimore	6	-6	-1.0	2	0	ON INACTIVE LIST				DID NOT PLAY (NON-INJURY)				9	40	4.4	16	0		
10/22	at L.A. Rams	8	0	0.0	2	1	ON INACTIVE LIST				DID NOT PLAY (NON-INJURY)				6	32	5.3	13	1		
10/29	Jacksonville	1	10	10.0	10	0	ON INACTIVE LIST				3 18 6.0 8 0				5	19	3.8	8	0		
11/02	Tennessee	1	-1	-1.0	-1	0	INACTIVE				DID NOT PLAY (NON-INJURY)				11	88	8.0	22	0		
11/12	Green Bay	4	16	4.0	11	0	ON INACTIVE LIST				DID NOT PLAY (NON-INJURY)				15	101	6.7	20	1		
11/19	at Cleveland	4	9	2.3	5	0	ON INACTIVE LIST				DID NOT PLAY (NON-INJURY)				9	129	14.3	74	1		
11/26	at Cincinnati	5	5	1.0	5	0	ON INACTIVE LIST				DID NOT PLAY (NON-INJURY)				13	49	3.8	9	0		
12/03	Arizona	3	3	1.0	2	0	ON INACTIVE LIST				3 5 1.7 6 0				9	59	6.6	18	0		
12/07	New England	INACTIVE					DID NOT PLAY (NON-INJURY)				8 30 3.8 15 1				7	11	1.6	7	0		
12/16	at Indianapolis	ON INACTIVE LIST					0 0 0.0 -- 0				2 1 0.5 1 1				10	40	4.0	11	0		
12/23	Cincinnati	ON INACTIVE LIST					2 4 2.0 7 0				DID NOT PLAY (NON-INJURY)				8	24	3.0	5	0		
12/31	at Seattle	ON INACTIVE LIST					6 5 0.8 2 0				DID NOT PLAY (NON-INJURY)				13	75	5.8	23	1		
01/06	at Baltimore	DID NOT PLAY (NON-INJURY)					2 -1 -0.5 -- 0				ON INACTIVE LIST				9	33	3.7	23	0		
TOTALS		42	54	1.3	11	1	10	8	0.8	7	0	16	54	3.4	15	2	149	784	5.3	74	4

2023 REGULAR SEASON INDIVIDUAL GAME-BY-GAME STATS											
RECEIVING:		CALVIN AUSTIN III					MILES BOYKIN				
DATE	OPP.	NO.	YDS	AVG	LG	TD	NO.	YDS	AVG	LG	TD
09/10	San Francisco	6	37	6.2	13	0	0	0	0.0	--	0
09/18	Cleveland	1	10	10.0	10	0	1	5	5.0	5	0
09/24	at Las Vegas	2	72	36.0	72t	1	0	0	0.0	--	0
10/01	at Houston	3	24	8.0	12	0	0	0	0.0	--	0
10/08	Baltimore	0	0	0.0	--	0	0	0	0.0	--	0
10/22	at L.A. Rams	0	0	0.0	--	0	0	0	0.0	--	0
10/29	Jacksonville	2	19	9.5	12	0	0	0	0.0	--	0
11/02	Tennessee	0	0	0.0	--	0	1	6	6.0	6	0
11/12	Green Bay	1	3	3.0	3	0	0	0	0.0	--	0
11/19	at Cleveland	0	0	0.0	--	0	0	0	0.0	--	0
11/26	at Cincinnati	1	5	5.0	5	0	0	0	0.0	--	0
12/03	Arizona	1	10	10.0	10	0	0	0	0.0	--	0
12/07	New England	0	0	0.0	--	0	0	0	0.0	--	0
12/16	at Indianapolis	0	0	0.0	--	0	0	0	0.0	--	0
12/23	Cincinnati	0	0	0.0	--	0	1	6	6.0	6	0
12/31	at Seattle	0	0	0.0	--	0	0	0	0.0	--	0
01/06	at Baltimore	0	0	0.0	--	0	0	0	0.0	--	0
TOTALS		17	180	10.6	72T	1	3	17	5.7	6	0

RECEIVING:		PAT FREIERMUTH					NAJEE HARRIS				
DATE	OPP.	NO.	YDS	AVG	LG	TD	NO.	YDS	AVG	LG	TD
09/10	San Francisco	1	3	3.0	3t	1	2	2	1.0	4	0
09/18	Cleveland	1	2	2.0	2	0	1	0	0.0	--	0
09/24	at Las Vegas	3	41	13.7	14	1	0	0	0.0	--	0
10/01	at Houston	3	7	2.3	9	0	1	32	32.0	32	0
10/08	Baltimore						1	3	3.0	3	0
10/22	at L.A. Rams						3	15	5.0	8	0
10/29	Jacksonville						5	42	8.4	13	0
11/02	Tennessee						2	7	3.5	4	0
11/12	Green Bay						3	14	4.7	8	0
11/19	at Cleveland	1	7	7.0	7	0	1	1	1.0	1	0
11/26	at Cincinnati	9	120	13.3	29	0	0	0	0.0	--	0
12/03	Arizona	3	29	9.7	12	0	2	14	7.0	10	0
12/07	New England	3	18	6.0	7	0	3	19	6.3	14	0
12/16	at Indianapolis	3	16	5.3	6	0	0	0	0.0	--	0
12/23	Cincinnati	0	0	0.0	--	0	0	0	0.0	--	0
12/31	at Seattle	3	44	14.7	25	0	0	0	0.0	--	0
01/06	at Baltimore	2	21	10.5	13	0	5	21	4.2	7	0
TOTALS		32	308	9.6	29	2	29	170	5.9	32	0

RECEIVING:		CONNOR HEYWARD					DIONTAJE JOHNSON				
DATE	OPP.	NO.	YDS	AVG	LG	TD	NO.	YDS	AVG	LG	TD
09/10	San Francisco	2	19	9.5	11	0	3	48	16.0	26	0
09/18	Cleveland	0	0	0.0	--	0					
09/24	at Las Vegas	0	0	0.0	--	0					
10/01	at Houston	0	0	0.0	--	0					
10/08	Baltimore	3	23	7.7	12	0					
10/22	at L.A. Rams	2	23	11.5	12	0	5	79	15.8	39	0
10/29	Jacksonville	5	24	4.8	9	0	8	85	10.6	16	0
11/02	Tennessee	2	16	8.0	11	0	7	90	12.9	32	1
11/12	Green Bay	3	32	10.7	13	0	1	17	17.0	17	0
11/19	at Cleveland	0	0	0.0	--	0	2	16	8.0	7	0
11/26	at Cincinnati	2	11	5.5	10	0	4	50	12.5	39	0
12/03	Arizona	0	0	0.0	--	0	4	33	8.3	26	1
12/07	New England	2	15	7.5	10	0	3	57	19.0	25t	1
12/16	at Indianapolis	0	0	0.0	--	0	4	62	15.5	25	1
12/23	Cincinnati	0	0	0.0	--	0	2	15	7.5	10	0
12/31	at Seattle	0	0	0.0	--	0	4	76	19.0	42	0
01/06	at Baltimore	2	4	2.0	2	0	4	89	22.3	71t	1
TOTALS		23	167	7.3	13	0	51	717	14.1	71T	5

RECEIVING:		ANTHONY MCFARLAND JR.					GUNNER OLSZEWSKI				
DATE	OPP.	NO.	YDS	AVG	LG	TD	NO.	YDS	AVG	LG	TD
09/10	San Francisco	2	11	5.5	6	0					
09/18	Cleveland						1	0	0.0	--	0
09/24	at Las Vegas										
10/01	at Houston										
10/08	Baltimore						0	0	0.0	--	0
10/22	at L.A. Rams										
10/29	Jacksonville										
11/02	Tennessee										
11/12	Green Bay	0	0	0.0	--	0					
11/19	at Cleveland	0	0	0.0	--	0					
11/26	at Cincinnati										
12/03	Arizona										
12/07	New England										
12/16	at Indianapolis										
12/23	Cincinnati										
12/31	at Seattle										
01/06	at Baltimore										
TOTALS		2	11	5.5	6	0	1	0	0.0	--	0

RECEIVING:		GEORGE PICKENS					ALLEN ROBINSON II				
DATE	OPP.	NO.	YDS	AVG	LG	TD	NO.	YDS	AVG	LG	TD
09/10	San Francisco	5	36	7.2	9	0	5	64	12.8	31	0
09/18	Cleveland	4	127	31.8	71t	1	2	12	6.0	7	0
09/24	at Las Vegas	4	75	18.8	32	0	4	24	6.0	8	0
10/01	at Houston	3	25	8.3	17	0	1	8	8.0	8	0
10/08	Baltimore	6	130	21.7	41t	1	5	29	5.8	10	0
10/22	at L.A. Rams	5	107	21.4	31	0	1	7	7.0	7	0
10/29	Jacksonville	1	22	22.0	22t	1	0	0	0.0	--	0
11/02	Tennessee	2	-1	-0.5	2	0	1	10	10.0	10	0
11/12	Green Bay	3	45	15.0	28	0	0	0	0.0	--	0
11/19	at Cleveland	4	38	9.5	14	0	3	20	6.7	11	0
11/26	at Cincinnati	3	58	19.3	43	0	1	11	11.0	11	0
12/03	Arizona	4	86	21.5	38	0	3	19	6.3	8	0
12/07	New England	5	19	3.8	7	0	1	21	21.0	21	0
12/16	at Indianapolis	3	47	15.7	17	0	3	19	6.3	8	0
12/23	Cincinnati	4	195	48.8	86t	2	4	36	9.0	14	0
12/31	at Seattle	7	131	18.7	37	0	0	0	0.0	--	0
01/06	at Baltimore	0	0	0.0	--	0	0	0	0.0	--	0
TOTALS		63	1,140	18.1	86T	5	34	280	8.2	31	0

RECEIVING:		JAYLEN WARREN					DARNELL WASHINGTON				
DATE	OPP.	NO.	YDS	AVG	LG	TD	NO.	YDS	AVG	LG	TD
09/10	San Francisco	5	12	2.4	9	0	0	0	0.0	--	0
09/18	Cleveland	4	66	16.5	30	0	0	0	0.0	--	0
09/24	at Las Vegas	3	23	7.7	16	0	0	0	0.0	--	0
10/01	at Houston	6	26	4.3	7	0	1	10	10.0	10	0
10/08	Baltimore	3	39	13.0	23	0	0	0	0.0	--	0
10/22	at L.A. Rams	1	-1	-1.0	-1	0	0	0	0.0	--	0
10/29	Jacksonville	4	19	4.8	11	0	0	0	0.0	--	0
11/02	Tennessee	3	25	8.3	9	0	1	7	7.0	7	0
11/12	Green Bay	2	9	4.5	6	0	1	6	6.0	6	0
11/19	at Cleveland	3	16	5.3	14	0	1	8	8.0	8	0
11/26	at Cincinnati	3	13	4.3	15	0	1	10	10.0	10	0
12/03	Arizona	1	-4	-4.0	-4	0	0	0	0.0	--	0
12/07	New England	4	29	7.3	12	0	1	12	12.0	12	0
12/16	at Indianapolis	5	28	5.6	11	0	0	0	0.0	--	0
12/23	Cincinnati	5	30	6.0	18	0	1	8	8.0	8	0
12/31	at Seattle	4	23	5.8	10	0	0	0	0.0	--	0
01/06	at Baltimore	5	17	3.4	7	0	0	0	0.0	--	0
TOTALS		61	370	6.1	30	0	7	61	8.7	12	0

JAMES PIERRE														JOEY PORTER JR.														
DATE	OPP	S	A	TK	TFL	TFLY	SK	SKY	INT	FR	FF	PR	PD	S	A	TK	TFL	TFLY	SK	SKY	INT	FR	FF	PR	PD			
09/10	San Francisco	0	0	0	0	0	0	0	0	0	0	0	0	1	0	1	0	0	0	0	0	0	0	0	0			
09/18	Cleveland	0	0	0	0	0	0	0	0	0	0	0	0	0	0	0	0	0	0	0	0	0	0	0	1			
09/24	at Las Vegas	0	0	0	0	0	0	0	0	0	0	0	0	2	0	2	0	0	0	0	0	0	0	0	0			
10/01	at Houston	0	0	0	0	0	0	0	0	0	0	0	0	0	0	0	0	0	0	0	0	0	0	0	0			
10/08	Baltimore	0	0	0	0	0	0	0	0	0	0	0	0	0	2	2	0	0	0	0	0	1	0	0	1			
10/22	at L.A. Rams	0	0	0	0	0	0	0	0	0	0	0	0	2	1	3	0	0	0	0	0	0	0	0	1			
10/29	Jacksonville	0	0	0	0	0	0	0	0	0	0	0	0	4	1	5	0	0	0	0	0	0	0	0	0			
11/02	Tennessee	0	0	0	0	0	0	0	0	0	0	0	0	3	0	3	0	0	0	0	0	0	0	0	1			
11/12	Green Bay	0	0	0	0	0	0	0	0	0	0	0	0	3	1	4	1	5	0	0	0	0	0	0	0			
11/19	at Cleveland	0	0	0	0	0	0	0	0	0	0	0	0	5	1	6	0	0	0	0	0	0	0	0	1			
11/26	at Cincinnati	0	0	0	0	0	0	0	0	0	0	0	0	1	1	2	0	0	0	0	0	0	0	0	1			
12/03	Arizona	0	0	0	0	0	0	0	0	0	0	0	0	2	2	4	0	0	0	0	0	0	0	0	0			
12/07	New England	INACTIVE														4	0	4	0	0	0	0	0	0	0	0	0	1
12/16	at Indianapolis	1	0	1	0	0	0	0	0	0	0	0	0	2	1	3	0	0	0	0	0	0	0	0	1			
12/23	Cincinnati	0	0	0	0	0	0	0	0	0	0	0	0	2	0	2	0	0	0	0	0	0	0	0	1			
12/31	at Seattle	0	0	0	0	0	0	0	0	0	0	0	0	1	0	1	0	0	0	0	0	0	0	0	1			
01/06	at Baltimore	0	0	0	0	0	0	0	0	0	0	0	0	0	0	0	0	0	0	0	0	0	0	0	0			
TOTALS		1	0	1	0	0	0	0	0	0	0	0	0	32	10	42	1	5	0	0	1	0	0	0	10			

ELIJAH RILEY														FLANDON ROBERTS														
DATE	OPP	S	A	TK	TFL	TFLY	SK	SKY	INT	FR	FF	PR	PD	S	A	TK	TFL	TFLY	SK	SKY	INT	FR	FF	PR	PD			
09/10	San Francisco	0	0	0	0	0	0	0	0	0	0	0	0	6	2	8	2	2	0	0	0	0	0	0	0			
09/18	Cleveland	1	0	1	1	2	1	2	0	0	0	1	2	2	0	2	0	0	0	0	0	0	0	0	0			
09/24	at Las Vegas	0	0	0	0	0	0	0	0	0	0	0	0	1	2	3	0	0	0	0	0	0	0	0	0			
10/01	at Houston	0	0	0	0	0	0	0	0	0	0	0	0	5	5	10	1	0	0	0	0	0	0	0	2			
10/08	Baltimore	0	0	0	0	0	0	0	0	0	0	0	0	5	3	8	0	0	0	0	0	0	0	0	0			
10/22	at L.A. Rams	0	0	0	0	0	0	0	0	0	0	0	0	3	0	3	0	0	0	0	0	0	0	0	0			
10/29	Jacksonville	0	0	0	0	0	0	0	0	0	0	0	0	4	1	5	1	6	1.5	10	0	0	0	0	2			
11/02	Tennessee	0	0	0	0	0	0	0	0	0	0	0	0	4	5	9	1	1	0	0	0	0	0	0	0			
11/12	Green Bay	2	1	3	1	5	0	0	0	0	0	0	0	6	2	8	1	2	0	0	0	0	0	0	1			
11/19	at Cleveland	INJURED RESERVE														11	4	15	2	4	0	0	0	0	0	0	0	0
11/26	at Cincinnati	INJURED RESERVE														4	2	6	1	6	0	0	0	0	0	0	0	0
12/03	Arizona	INJURED RESERVE														1	2	3	0	0	0	0	0	0	0	0	0	0
12/07	New England	INJURED RESERVE														2	4	6	1	10	1.0	10	0	0	0	0	1	1
12/16	at Indianapolis	INJURED RESERVE														8	1	9	0	0	0	0	0	0	0	0	1	0
12/23	Cincinnati	INJURED RESERVE														5	0	5	0	0	0	0	0	0	0	0	0	0
12/31	at Seattle	1	1	2	0	0	0	0	0	0	0	0	0	ON INACTIVE LIST														
01/06	at Baltimore	0	0	0	0	0	0	0	0	0	0	0	0	1	0	1	0	0	0	0	0	0	0	0	0			
TOTALS		4	2	6	2	7	1.0	2	0	0	0	1	0	68	33	101	10	31	2.5	20	0	0	0	6	2			

MARK ROBINSON														DARIUS RUSH													
DATE	OPP	S	A	TK	TFL	TFLY	SK	SKY	INT	FR	FF	PR	PD	S	A	TK	TFL	TFLY	SK	SKY	INT	FR	FF	PR	PD		
09/10	San Francisco	0	0	0	0	0	0	0	0	0	0	0	0	Chiefs													
09/18	Cleveland	0	0	0	0	0	0	0	0	0	0	0	0	Chiefs													
09/24	at Las Vegas	2	0	2	0	0	0	0	0	0	0	0	0	Chiefs													
10/01	at Houston	0	0	0	0	0	0	0	0	0	0	0	0	Chiefs													
10/08	Baltimore	0	0	0	0	0	0	0	0	0	0	0	0	Chiefs													
10/22	at L.A. Rams	0	0	0	0	0	0	0	0	0	0	0	0	ON INACTIVE LIST													
10/29	Jacksonville	0	0	0	0	0	0	0	0	0	0	0	0	DID NOT PLAY (NON-INJURY)													
11/02	Tennessee	0	0	0	0	0	0	0	0	0	0	0	0	2	1	3	0	0	0	0	0	0	0	0	1		
11/12	Green Bay	2	1	3	0	0	0	0	0	0	0	0	0	ON INACTIVE LIST													
11/19	at Cleveland	0	0	0	0	0	0	0	0	0	0	0	0	ON INACTIVE LIST													
11/26	at Cincinnati	0	0	0	0	0	0	0	0	0	0	0	0	0	0	0	0	0	0	0	0	0	0	0	0		
12/03	Arizona	4	3	7	0	0	0	0	0	0	0	0	0	ON INACTIVE LIST													
12/07	New England	1	0	1	0	0	0	0	0	0	0	0	0	0	0	0	0	0	0	0	0	0	0	0	0		
12/16	at Indianapolis	3	0	3	0	0	0	0	0	0	0	0	0	ON INACTIVE LIST													
12/23	Cincinnati	2	0	2	0	0	0	0	0	0	0	0	0	ON INACTIVE LIST													
12/31	at Seattle	1	1	2	0	0	0	0	0	0	0	0	0	ON INACTIVE LIST													
01/06	at Baltimore	4	1	5	1	8	1.0	8	0	0	1	1	0	ON INACTIVE LIST													
TOTALS		19	6	25	1	8	1.0	8	0	0	1	1	0	2	1	3	0	0	0	0	0	0	0	0	1		

CHANDON SULLIVAN														TRENTON THOMPSON													
DATE	OPP	S	A	TK	TFL	TFLY	SK	SKY	INT	FR	FF	PR	PD	S	A	TK	TFL	TFLY	SK	SKY	INT	FR	FF	PR	PD		
09/10	San Francisco	0	0	0	0	0	0	0	0	0	0	0	0	DID NOT PLAY													
09/18	Cleveland	2	2	4	0	0	0	0	0	0	0	0	1	DID NOT PLAY													
09/24	at Las Vegas	0	0	0	0	0	0	0	0	0	0	0	0	DID NOT PLAY													
10/01	at Houston	0	2	2	0	0	0	0	0	0	0	0	0	DID NOT PLAY													
10/08	Baltimore	2	0	2	0	0	0	0	0	0	1	0	0	DID NOT PLAY													
10/22	at L.A. Rams	1	0	1	0	0	0	0	0	0	0	0	0	DID NOT PLAY													
10/29	Jacksonville	0	2	2	0	0	0	0	0	0	0	0	0	DID NOT PLAY													
11/02	Tennessee	0	0	0	0	0	0	0	0	0	0	0	0	DID NOT PLAY													
11/12	Green Bay	0	0	0	0	0	0	0	0	0	0	0	1	0	0	0	0	0	0	0	0	0	0	0	0		
11/19	at Cleveland	1	1	2	0	0	0	0	1	0	0	0	2	5	1	6	0	0	0	0	0	0	0	0	2		
11/26	at Cincinnati	1	0	1	0	0	0	0	0	0	0	0	0	5	0	5	0	0	0	0	1	0	0	0	1		
12/03	Arizona	0	0	0	0	0	0	0	0	0	0	0	0	2	1	3	0	0	0	0	0	0	0	0	0		
12/07	New England	0	0	0	0	0	0	0	0	0	0	0	0	1	0	1	0	0	0	0	0	0	0	0	0		
12/16	at Indianapolis	0	0	0	0	0	0	0	0	0	0	0	0	5	1	6	0	0	0	0	0	0	0	0	0		
12/23	Cincinnati	3	0	3	1	1	0	0	0	0	0	0	1	ON INACTIVE LIST													
12/31	at Seattle	1	1	2	0	0	0	0	0	0	0	0	1	ON INACTIVE LIST													
01/06	at Baltimore	1	0	1	0	0	0	0	0	0	0	0	0	ON INACTIVE LIST													
TOTALS		12	8	20	1	1	0.0	0	1	0	1	0	6	18	3	21	0	0	0	0	1	0	0	0	3		

		MYKAL WALKER											LEVI WALLACE													
DATE	OPP.	S	A	TK	TFL	TFLY	SK	SKY	INT	FR	FF	PR	PD	S	A	TK	TFL	TFLY	SK	SKY	INT	FR	FF	PR	PD	
09/10	San Francisco	NOT ON ROSTER																								
09/18	Cleveland	NOT ON ROSTER																								
09/24	at Las Vegas	Raiders																								
10/01	at Houston	Raiders																								
10/08	Baltimore	Raiders																								
10/22	at L.A. Rams	Raiders																								
10/29	Jacksonville	ON INACTIVE LIST																								
11/02	Tennessee	0	0	0	0	0	0.0	0	0	0	0	0	0	0	0	0	0	0	0	0	0	0	0	0	2	
11/12	Green Bay	1	0	1	0	0	0.0	0	0	0	0	0	0	0	0	0	0	0	0	0	0	0	0	0	0	0
11/19	at Cleveland	0	0	0	0	0	0.0	0	0	0	0	0	0	0	0	0	0	0	0	0	0	0	0	0	0	0
11/26	at Cincinnati	0	0	0	0	0	0.0	0	0	0	0	0	0	0	0	0	0	0	0	0	0	0	0	0	0	1
12/03	Arizona	7	3	10	1	0	0.0	0	0	0	0	0	0	2	0	2	0	0	0.0	0	0	0	0	0	0	0
12/07	New England	1	0	1	0	0	0.0	0	0	0	0	0	0	1	0	1	0	0	0.0	0	0	0	0	0	0	0
12/16	at Indianapolis	3	0	3	0	0	0.0	0	0	0	0	0	0	0	0	0	0	0	0.0	0	0	0	0	0	0	0
12/23	Cincinnati	5	0	5	0	0	0.0	0	0	0	0	0	0	0	0	0	0	0	0.0	0	0	0	0	0	0	1
12/31	at Seattle	1	0	1	0	0	0.0	0	0	0	0	0	0	0	0	0	0	0	0.0	0	0	0	0	0	0	0
01/06	at Baltimore	1	0	1	0	0	0.0	0	0	0	0	0	0	0	0	0	0	0	0.0	0	0	0	0	0	0	0
TOTALS		7	3	10	1	0	0.0	0	0	0	0	0	0	32	6	38	0	0	0.0	0	2	0	0	0	0	11

		T. J. WATT											ARMON WATTS													
DATE	OPP.	S	A	TK	TFL	TFLY	SK	SKY	INT	FR	FF	PR	PD	S	A	TK	TFL	TFLY	SK	SKY	INT	FR	FF	PR	PD	
09/10	San Francisco	5	0	5	1	9	3.0	17	0	1	2	5	1	ON INACTIVE LIST												
09/18	Cleveland	2	2	4	2	8	1.0	7	0	1	0	4	1	2	0	2	0	0	0.0	0	0	0	0	0	0	0
09/24	at Las Vegas	2	0	2	2	16	2.0	16	0	0	0	3	0	0	0	0	0	0	0.0	0	0	0	0	0	0	0
10/01	at Houston	1	1	2	0	0	0.0	0	0	0	0	1	0	0	0	0	0	0	0.0	0	0	0	0	0	0	0
10/08	Baltimore	2	0	2	2	15	2.0	15	0	1	0	2	2	0	1	1	0	0	0.0	0	0	0	0	0	0	0
10/22	at L.A. Rams	0	1	1	0	0	0.0	0	1	0	0	0	1	0	0	0	0	0	0.0	0	0	0	0	0	0	0
10/29	Jacksonville	1	1	2	0	0	0.5	4	0	0	0	1	1	0	2	2	0	0	0.5	4	0	0	0	0	2	0
11/02	Tennessee	2	2	4	1	8	1.0	8	0	0	0	2	0	INACTIVE												
11/12	Green Bay	7	1	8	1	6	1.0	6	0	0	0	2	0	0	0	0	0	0	0.0	0	0	0	0	0	0	0
11/19	at Cleveland	4	2	6	2	6	1.0	2	0	0	0	3	0	0	3	3	0	0	0.0	0	0	0	0	0	0	0
11/26	at Cincinnati	5	0	5	1	9	2.0	15	0	0	1	2	0	0	0	0	0	0	0.0	0	0	0	0	0	0	0
12/03	Arizona	3	3	6	1	2	0.5	3	0	0	0	2	1	1	1	2	0	0	0.0	0	0	0	0	0	0	0
12/07	New England	3	2	5	1	1	0.0	0	0	0	0	0	0	0	1	1	0	0	0.0	0	0	0	0	0	0	0
12/16	at Indianapolis	2	1	3	2	10	2.0	10	0	0	0	2	0	1	1	2	0	0	0.0	0	0	0	0	0	1	0
12/23	Cincinnati	2	1	3	0	0	1.0	8	0	0	1	4	1	1	0	1	0	0	0.0	0	0	0	0	0	0	0
12/31	at Seattle	1	1	2	0	0	0.0	0	0	0	0	1	0	1	0	1	0	0	0.0	0	0	0	0	0	0	0
01/06	at Baltimore	6	2	8	3	13	2.0	11	0	0	0	2	0	0	0	0	0	0	0.0	0	0	0	0	0	0	0
TOTALS		48	20	68	19	103	19.0	122	1	3	4	36	8	6	9	15	0	0	0.5	4	0	0	0	0	3	0

2023 REGULAR SEASON INDIVIDUAL GAME-BY-GAME STATS

FUMBLE RETURNS:		MARKUS GOLDEN				NICK HERBIG				COLE HOLCOMB				DAMONTAE KAZEE							
DATE	OPP.	NO.	YDS	AVG	LG	TD	NO.	YDS	AVG	LG	TD	NO.	YDS	AVG	LG	TD	NO.	YDS	AVG	LG	TD
09/10	San Francisco	0	0	0.0	--	0	0	0	0.0	--	0	0	0	0.0	--	0	0	0	0.0	--	0
09/18	Cleveland	0	0	0.0	--	0	0	0	0.0	--	0	0	0	0.0	--	0	1	0	0.0	--	0
09/24	at Las Vegas	0	0	0.0	--	0	0	0	0.0	--	0	0	0	0.0	--	0	0	0	0.0	--	0
10/01	at Houston	0	0	0.0	--	0	0	0	0.0	--	0	0	0	0.0	--	0	0	0	0.0	--	0
10/08	Baltimore	0	0	0.0	--	0	0	0	0.0	--	0	0	0	0.0	--	0	1	1	1.0	1	0
10/22	at L.A. Rams	0	0	0.0	--	0	0	0	0.0	--	0	0	0	0.0	--	0	0	0	0.0	--	0
10/29	Jacksonville	0	0	0.0	--	0	0	0	0.0	--	0	1	0	0.0	--	0	0	0	0.0	--	0
11/02	Tennessee	0	0	0.0	--	0	0	0	0.0	--	0	0	0	0.0	--	0	0	0	0.0	--	0
11/12	Green Bay	0	0	0.0	--	0	0	0	0.0	--	0	INJURED RESERVE				0	0	0.0	--	0	
11/19	at Cleveland	0	0	0.0	--	0	0	0	0.0	--	0	INJURED RESERVE				0	0	0.0	--	0	
11/26	at Cincinnati	0	0	0.0	--	0	0	0	0.0	--	0	INJURED RESERVE				0	0	0.0	--	0	
12/03	Arizona	0	0	0.0	--	0	0	0	0.0	--	0	INJURED RESERVE				0	0	0.0	--	0	
12/07	New England	INACTIVE				0	0	0.0	--	0	INJURED RESERVE				0	0	0.0	--	0		
12/16	at Indianapolis	0	0	0.0	--	0	0	0	0.0	--	0	INJURED RESERVE				0	0	0.0	--	0	
12/23	Cincinnati	0	0	0.0	--	0	0	0	0.0	--	0	INJURED RESERVE				DID NOT PLAY					
12/31	at Seattle	0	0	0.0	--	0	1	0	0.0	--	0	INJURED RESERVE									
01/06	at Baltimore	1	0	0.0	--	0	0	0	0.0	--	0	INJURED RESERVE									
TOTALS		1	0	0.0	--	0	1	0	0.0	--	0	1	0	0.0	--	0	2	1	0.5	1	0

FUMBLE RETURNS:		KEANU NEAL				LARRY OGUNJOBI				T.J. WATT						
DATE	OPP.	NO.	YDS	AVG	LG	TD	NO.	YDS	AVG	LG	TD	NO.	YDS	AVG	LG	TD
09/10	San Francisco	0	0	0.0	--	0	0	0	0.0	--	0	1	0	0.0	--	0
09/18	Cleveland	0	0	0.0	--	0	1	0	0.0	--	0	1	16	16.0	16t	1
09/24	at Las Vegas	0	0	0.0	--	0	0	0	0.0	--	0	1	0	0.0	--	0
10/01	at Houston	0	0	0.0	--	0	0	0	0.0	--	0	0	0	0.0	--	0
10/08	Baltimore	0	0	0.0	--	0	0	0	0.0	--	0	1	18	18.0	18	0
10/22	at L.A. Rams	0	0	0.0	--	0	0	0	0.0	--	0	0	0	0.0	--	0
10/29	Jacksonville	1	0	0.0	--	0	0	0	0.0	--	0	0	0	0.0	--	0
11/02	Tennessee	0	0	0.0	--	0	0	0	0.0	--	0	0	0	0.0	--	0
11/12	Green Bay	0	0	0.0	--	0	0	0	0.0	--	0	0	0	0.0	--	0
11/19	at Cleveland	DID NOT PLAY				0	0	0.0	--	0	0	0	0	0.0	--	0
11/26	at Cincinnati	INJURED RESERVE				0	0	0.0	--	0	0	0	0	0.0	--	0
12/03	Arizona	INJURED RESERVE				0	0	0.0	--	0	0	0	0	0.0	--	0
12/07	New England	INJURED RESERVE				0	0	0.0	--	0	0	0	0	0.0	--	0
12/16	at Indianapolis	INJURED RESERVE				0	0	0.0	--	0	0	0	0	0.0	--	0
12/23	Cincinnati	INJURED RESERVE				0	0	0.0	--	0	0	0	0	0.0	--	0
12/31	at Seattle	INJURED RESERVE				0	0	0.0	--	0	0	0	0	0.0	--	0
01/06	at Baltimore	INJURED RESERVE				1	0	0.0	--	0	0	0	0	0.0	--	0
TOTALS		1	0	0.0	--	0	2	0	0.0	--	0	4	34	8.5	18	1

2023 REGULAR SEASON INDIVIDUAL GAME-BY-GAME STATS

INTERCEPTION RETURNS:		KWON ALEXANDER					ALEX HIGHSMITH					DAMONTAE KAZEE					KEANU NEAL				
DATE	OPP.	NO.	YDS	AVG	LG	TD	NO.	YDS	AVG	LG	TD	NO.	YDS	AVG	LG	TD	NO.	YDS	AVG	LG	TD
09/10	San Francisco	0	0	0.0	--	0	0	0	0.0	--	0	0	0	0.0	--	0	0	0	0.0	--	0
09/18	Cleveland	0	0	0.0	--	0	1	30	30.0	30t	1	0	0	0.0	--	0	0	0	0.0	--	0
09/24	at Las Vegas	0	0	0.0	--	0	0	0	0.0	--	0	0	0	0.0	--	0	0	0	0.0	--	0
10/01	at Houston	0	0	0.0	--	0	0	0	0.0	--	0	0	0	0.0	--	0	0	0	0.0	--	0
10/08	Baltimore	0	0	0.0	--	0	0	0	0.0	--	0	0	0	0.0	--	0	0	0	0.0	--	0
10/22	at L.A. Rams	0	0	0.0	--	0	0	0	0.0	--	0	0	0	0.0	--	0	0	0	0.0	--	0
10/29	Jacksonville	0	0	0.0	--	0	0	0	0.0	--	0	1	7	7.0	7	0	0	0	0.0	--	0
11/02	Tennessee	1	0	0.0	--	0	0	0	0.0	--	0	0	0	0.0	--	0	0	0	0.0	--	0
11/12	Green Bay	0	0	0.0	--	0	0	0	0.0	--	0	1	30	30.0	30	0	1	32	32.0	32	0
11/19	at Cleveland	INJURED RESERVE					0					0					DID NOT PLAY				
11/26	at Cincinnati	INJURED RESERVE					0					0					INJURED RESERVE				
12/03	Arizona	INJURED RESERVE					0					0					INJURED RESERVE				
12/07	New England	INJURED RESERVE					0					0					INJURED RESERVE				
12/16	at Indianapolis	INJURED RESERVE					0					0					INJURED RESERVE				
12/23	Cincinnati	INJURED RESERVE					1					0					DID NOT PLAY				
12/31	at Seattle	INJURED RESERVE					0					0					INJURED RESERVE				
01/06	at Baltimore	INJURED RESERVE					0					0					INJURED RESERVE				
TOTALS		1	0	0.0	--	0	2	30	15.0	30T	1	2	37	18.5	30	0	1	32	32.0	32	0

INTERCEPTION RETURNS:		PATRICK PETERSON					JOEY PORTER, JR.					CHANDON SULLIVAN					TRENTON THOMPSON				
DATE	OPP.	NO.	YDS	AVG	LG	TD	NO.	YDS	AVG	LG	TD	NO.	YDS	AVG	LG	TD	NO.	YDS	AVG	LG	TD
09/10	San Francisco	0	0	0.0	--	0	0	0	0.0	--	0	0	0	0.0	--	0	DID NOT PLAY				
09/18	Cleveland	0	0	0.0	--	0	0	0	0.0	--	0	0	0	0.0	--	0	DID NOT PLAY				
09/24	at Las Vegas	1	0	0.0	--	0	0	0	0.0	--	0	0	0	0.0	--	0	DID NOT PLAY				
10/01	at Houston	0	0	0.0	--	0	0	0	0.0	--	0	0	0	0.0	--	0	DID NOT PLAY				
10/08	Baltimore	0	0	0.0	--	0	1	0	0.0	--	0	0	0	0.0	--	0	DID NOT PLAY				
10/22	at L.A. Rams	0	0	0.0	--	0	0	0	0.0	--	0	0	0	0.0	--	0	DID NOT PLAY				
10/29	Jacksonville	0	0	0.0	--	0	0	0	0.0	--	0	0	0	0.0	--	0	DID NOT PLAY				
11/02	Tennessee	0	0	0.0	--	0	0	0	0.0	--	0	0	0	0.0	--	0	DID NOT PLAY				
11/12	Green Bay	0	0	0.0	--	0	0	0	0.0	--	0	0	0	0.0	--	0	0	0	0.0	--	0
11/19	at Cleveland	0	0	0.0	--	0	0	0	0.0	--	0	1	0	0.0	--	0	0	0	0.0	--	0
11/26	at Cincinnati	0	0	0.0	--	0	0	0	0.0	--	0	0	0	0.0	--	0	1	6	6.0	6	0
12/03	Arizona	0	0	0.0	--	0	0	0	0.0	--	0	0	0	0.0	--	0	0	0	0.0	--	0
12/07	New England	0	0	0.0	--	0	0	0	0.0	--	0	0	0	0.0	--	0	0	0	0.0	--	0
12/16	at Indianapolis	0	0	0.0	--	0	0	0	0.0	--	0	0	0	0.0	--	0	0	0	0.0	--	0
12/23	Cincinnati	1	0	0.0	--	0	0	0	0.0	--	0	0	0	0.0	--	0	ON INACTIVE LIST				
12/31	at Seattle	0	0	0.0	--	0	0	0	0.0	--	0	0	0	0.0	--	0	ON INACTIVE LIST				
01/06	at Baltimore	0	0	0.0	--	0	0	0	0.0	--	0	0	0	0.0	--	0	ON INACTIVE LIST				
TOTALS		2	0	0.0	--	0	1	0	0.0	--	0	1	0	0.0	--	0	1	6	6.0	6	0

INTERCEPTION RETURNS:		LEVI WALLACE					T.J. WATT				
DATE	OPP.	NO.	YDS	AVG	LG	TD	NO.	YDS	AVG	LG	TD
09/10	San Francisco	0	0	0.0	--	0	0	0	0.0	--	0
09/18	Cleveland	0	0	0.0	--	0	0	0	0.0	--	0
09/24	at Las Vegas	2	0	0.0	--	0	0	0	0.0	--	0
10/01	at Houston	0	0	0.0	--	0	0	0	0.0	--	0
10/08	Baltimore	0	0	0.0	--	0	0	0	0.0	--	0
10/22	at L.A. Rams	0	0	0.0	--	0	1	24	24.0	24	0
10/29	Jacksonville	ON INACTIVE LIST					0	0	0.0	--	0
11/02	Tennessee	0	0	0.0	--	0	0	0	0.0	--	0
11/12	Green Bay	0	0	0.0	--	0	0	0	0.0	--	0
11/19	at Cleveland	0	0	0.0	--	0	0	0	0.0	--	0
11/26	at Cincinnati	0	0	0.0	--	0	0	0	0.0	--	0
12/03	Arizona	0	0	0.0	--	0	0	0	0.0	--	0
12/07	New England	0	0	0.0	--	0	0	0	0.0	--	0
12/16	at Indianapolis	0	0	0.0	--	0	0	0	0.0	--	0
12/23	Cincinnati	0	0	0.0	--	0	0	0	0.0	--	0
12/31	at Seattle	0	0	0.0	--	0	0	0	0.0	--	0
01/06	at Baltimore	0	0	0.0	--	0	0	0	0.0	--	0
TOTALS		2	0	0.0	--	0	1	24	24.0	24	0

2023 REGULAR SEASON INDIVIDUAL SPECIAL TEAMS GAME-BY-GAME STATS										
DATE	OPP.	CALVIN AUSTIN III			MILES BOYKIN			NICK HERBIG		
		TKL	AST	TOT	TKL	AST	TOT	TKL	AST	TOT
09/10	San Francisco	0	0	0	0	0	0	0	0	0
09/18	Cleveland	0	0	0	0	0	0	0	0	0
09/24	at Las Vegas	0	0	0	0	0	0	0	0	0
10/01	at Houston	0	0	0	0	0	0	1	0	1
10/08	Baltimore	0	0	0	0	0	0	0	0	0
10/22	at L.A. Rams	0	0	0	0	0	0	1	0	1
10/29	Jacksonville	0	0	0	1	0	1	0	1	1
11/02	Tennessee	0	0	0	1	0	1	0	0	0
11/12	Green Bay	0	0	0	0	1	1	0	0	0
11/19	at Cleveland	0	0	0	0	0	0	1	0	1
11/26	at Cincinnati	0	0	0	0	0	0	0	0	0
12/03	Arizona	0	0	0	0	0	0	0	0	0
12/07	New England	0	0	0	0	0	0	1	0	1
12/16	at Indianapolis	0	0	0	1	0	1	0	0	0
12/23	Cincinnati	0	0	0	1	0	1	0	0	0
12/31	at Seattle	0	0	0	0	0	0	0	0	0
01/06	at Baltimore	0	0	0	0	0	0	0	0	0
TOTALS		0	0	0	4	1	5	4	1	5

DATE	OPP.	CONNOR HEYWARD			MILES KILLBREW			CHRISTIAN KUNTZ		
		TKL	AST	TOT	TKL	AST	TOT	TKL	AST	TOT
09/10	San Francisco	0	0	0	1	1	2	2	0	2
09/18	Cleveland	0	0	0	0	0	0	0	0	0
09/24	at Las Vegas	0	0	0	2	0	2	0	0	0
10/01	at Houston	0	0	0	1	0	1	0	0	0
10/08	Baltimore	0	0	0	1	0	1	0	1	1
10/22	at L.A. Rams	0	0	0	0	0	0	0	0	0
10/29	Jacksonville	0	0	0	1	0	1	0	1	1
11/02	Tennessee	1	0	1	0	0	0	0	0	0
11/12	Green Bay	0	0	0	0	0	0	0	0	0
11/19	at Cleveland	0	0	0	1	0	1	0	0	0
11/26	at Cincinnati	0	0	0	1	0	1	0	0	0
12/03	Arizona	0	0	0	2	0	2	0	0	0
12/07	New England	0	0	0	0	0	0	0	0	0
12/16	at Indianapolis	0	1	1	0	0	0	0	0	0
12/23	Cincinnati	0	0	0	0	0	0	0	0	0
12/31	at Seattle	0	0	0	1	1	2	0	0	0
01/06	at Baltimore	0	0	0	0	0	0	0	0	0
TOTALS		1	1	2	11	2	13	2	2	4

DATE	OPP.	PATRICK PETERSON			JAMES PIERRE			JOEY PORTER JR.		
		TKL	AST	TOT	TKL	AST	TOT	TKL	AST	TOT
09/10	San Francisco	0	0	0	0	0	0	0	0	0
09/18	Cleveland	0	0	0	0	0	0	0	0	0
09/24	at Las Vegas	0	0	0	0	0	0	0	0	0
10/01	at Houston	0	0	0	0	0	0	0	1	1
10/08	Baltimore	0	0	0	0	1	1	0	0	0
10/22	at L.A. Rams	0	0	0	0	0	0	0	0	0
10/29	Jacksonville	0	0	0	1	0	1	0	0	0
11/02	Tennessee	0	0	0	0	0	0	0	0	0
11/12	Green Bay	0	0	0	3	0	3	0	0	0
11/19	at Cleveland	0	0	0	0	0	0	0	0	0
11/26	at Cincinnati	0	0	0	0	0	0	0	0	0
12/03	Arizona	0	0	0	1	1	2	0	0	0
12/07	New England	0	0	0	INACTIVE			0	0	0
12/16	at Indianapolis	0	0	0	0	0	0	0	0	0
12/23	Cincinnati	0	0	0	0	0	0	0	0	0
12/31	at Seattle	0	0	0	0	0	0	0	0	0
01/06	at Baltimore	0	0	0	0	0	0	0	0	0
TOTALS		0	0	0	5	2	7	0	1	1

DATE	OPP.	ELIJAH RILEY			MARK ROBINSON			CHANDON SULLIVAN		
		TKL	AST	TOT	TKL	AST	TOT	TKL	AST	TOT
09/10	San Francisco	0	1	1	0	0	0	0	0	0
09/18	Cleveland	0	0	0	0	0	0	0	0	0
09/24	at Las Vegas	0	0	0	2	0	2	0	0	0
10/01	at Houston	0	1	1	0	0	0	0	0	0
10/08	Baltimore	0	0	0	0	0	0	0	0	0
10/22	at L.A. Rams	0	0	0	0	0	0	0	0	0
10/29	Jacksonville	0	0	0	0	0	0	0	0	0
11/02	Tennessee	0	0	0	1	0	1	1	0	1
11/12	Green Bay	0	0	0	0	0	0	1	0	1
11/19	at Cleveland	INJURED RESERVE			0	1	1	0	0	0
11/26	at Cincinnati	INJURED RESERVE			0	0	0	0	0	0
12/03	Arizona	INJURED RESERVE			0	1	1	0	0	0
12/07	New England	INJURED RESERVE			0	0	0	0	0	0
12/16	at Indianapolis	INJURED RESERVE			0	0	0	0	0	0
12/23	Cincinnati	INJURED RESERVE			0	0	0	0	0	0
12/31	at Seattle	0	0	0	0	0	0	0	0	0
01/06	at Baltimore	0	0	0	0	0	0	0	0	0
TOTALS		0	2	2	3	2	5	2	0	2

DATE	OPP.	TRENTON THOMPSON			ROD WILLIAMS		
		TKL	AST	TOT	TKL	AST	TOT
09/10	San Francisco		DID NOT PLAY				
09/18	Cleveland		DID NOT PLAY				
09/24	at Las Vegas		DID NOT PLAY				
10/01	at Houston		DID NOT PLAY				
10/08	Baltimore		DID NOT PLAY		0	0	0
10/22	at L.A. Rams		DID NOT PLAY		0	0	0
10/29	Jacksonville		DID NOT PLAY		1	0	1
11/02	Tennessee		DID NOT PLAY		0	0	0
11/12	Green Bay	0	0	0	1	0	1
11/19	at Cleveland	0	0	0	1	0	1
11/26	at Cincinnati	0	0	0	0	0	0
12/03	Arizona	0	0	0	0	1	1
12/07	New England	0	0	0	0	0	0
12/16	at Indianapolis	1	0	1	1	0	1
12/23	Cincinnati		ON INACTIVE LIST		0	0	0
12/31	at Seattle		ON INACTIVE LIST		1	0	1
01/06	at Baltimore		ON INACTIVE LIST		0	0	0
TOTALS		1	0	1	5	1	6

2023 REGULAR SEASON INDIVIDUAL GAME-BY-GAME STATS										
PUNTING:		PRESSLEY HARVIN III								
DATE	OPP.	NO.	YDS	AVG	TB	IN 20	LG	NET	BLK	
09/10	San Francisco	6	254	42.3	0	1	57	35.5	0	
09/18	Cleveland	7	320	45.7	2	4	61	40.0	0	
09/24	at Las Vegas	6	323	53.8	0	3	63	46.5	0	
10/01	at Houston	ON INACTIVE LIST								
10/08	Baltimore	ON INACTIVE LIST								
10/22	at L.A. Rams	5	218	43.6	0	2	55	43.6	0	
10/29	Jacksonville	6	257	42.8	0	0	52	37.2	0	
11/02	Tennessee	4	200	50.0	0	3	62	48.3	0	
11/12	Green Bay	5	224	44.8	0	3	56	42.4	0	
11/19	at Cleveland	9	355	39.4	0	4	48	35.3	0	
11/26	at Cincinnati	4	172	43.0	2	2	59	33.0	0	
12/03	Arizona	4	179	44.8	0	2	49	38.8	0	
12/07	New England	6	267	44.5	1	1	53	41.2	0	
12/16	at Indianapolis	4	160	40.0	0	1	55	30.5	0	
12/23	Cincinnati	5	194	38.8	0	1	42	37.8	0	
12/31	at Seattle	1	46	46.0	0	1	46	46.0	0	
01/06	at Baltimore	6	250	41.7	1	2	53	38.3	0	
TOTALS		78	3,419	43.8	6	30	63	39.2	0	

2023 REGULAR SEASON INDIVIDUAL GAME-BY-GAME STATS											
FIELD GOALS:		CHRIS BOSWELL									
DATE	OPP.	0-19	20-29	30-39	40-49	50+	TOTAL	FGM	FGA	PCT	LG
09/10	San Francisco	0/0	0/0	0/0	0/0	0/0	0/0	0	0	0.0%	0
09/18	Cleveland	0/0	0/0	0/0	0/0	2/2	2/2	2	2	100.0%	52
09/24	at Las Vegas	0/0	0/0	0/0	2/2	1/1	3/3	3	3	100.0%	57
10/01	at Houston	0/0	1/1	1/1	0/0	0/0	2/2	2	2	100.0%	35
10/08	Baltimore	0/0	1/1	0/0	2/2	0/0	3/3	3	3	100.0%	43
10/22	at L.A. Rams	0/0	0/0	0/0	0/0	1/1	1/1	1	1	100.0%	53
10/29	Jacksonville	0/0	1/1	0/0	0/0	0/1	1/2	1	2	50.0%	22
11/02	Tennessee	0/0	1/1	1/1	0/0	0/0	2/2	2	2	100.0%	30
11/12	Green Bay	0/0	0/0	1/1	2/2	0/0	3/3	3	3	100.0%	49
11/19	at Cleveland	0/0	1/1	0/0	0/0	0/0	1/1	1	1	100.0%	28
11/26	at Cincinnati	0/0	0/0	2/2	1/1	0/0	3/3	3	3	100.0%	41
12/03	Arizona	0/0	1/1	0/0	0/1	0/0	1/2	1	2	50.0%	29
12/07	New England	0/0	0/0	0/0	0/0	1/1	1/1	1	1	100.0%	56
12/16	at Indianapolis	0/0	0/0	0/0	0/0	0/0	0/0	0	0	0.0%	0
12/23	Cincinnati	0/0	0/0	1/1	0/0	1/1	2/2	2	2	100.0%	50
12/31	at Seattle	0/0	2/2	1/1	0/0	0/0	3/3	3	3	100.0%	39
01/06	at Baltimore	0/0	1/1	0/0	0/0	0/0	1/1	1	1	100.0%	25
TOTALS		0/0	9/9	7/7	7/8	6/7	29/31	29	31	93.5%	57

2023 REGULAR SEASON INDIVIDUAL GAME-BY-GAME STATS																					
KICKOFF RETURNS:		ANTHONY MCFARLAND JR.					GUNNER OLSZEWSKI					GEORGE PICKENS									
DATE	OPP	NO.	YDS	AVG	LG	FC	TD	NO.	YDS	AVG	LG	FC	TD	NO.	YDS	AVG	LG	FC	TD		
09/10	San Francisco	3	91	30.3	34	0	0	ON INACTIVE LIST					0	0	0.0	0	0	0	0		
09/18	Cleveland						1	0	0.0	0	0	0	0	0	0	0.0	0	0	0	0	
09/24	at Las Vegas	INJURED RESERVE					ON INACTIVE LIST					0	0	0.0	0	0	0	0	0		
10/01	at Houston	INJURED RESERVE					ON INACTIVE LIST					0	0	0.0	0	0	0	0	0	0	
10/08	Baltimore	INJURED RESERVE					1	24	24.0	24	0	0	0	0	0	0.0	0	0	0	0	
10/22	at L.A. Rams	INJURED RESERVE - DESIGNATED FOR RETURN					NOT ON ANY TEAM					0	0	0.0	0	0	0	0	0	0	
10/29	Jacksonville	INJURED RESERVE - DESIGNATED FOR RETURN					Giants					0	0	0.0	0	0	0	0	0	0	
11/02	Tennessee	INJURED RESERVE - DESIGNATED FOR RETURN					Giants					0	0	0.0	0	0	0	0	0	0	
11/12	Green Bay	3	73	24.3	37	0	0	Giants					0	0	0.0	0	0	0	0		
11/19	at Cleveland	0	0	0.0	0	1	0	Giants					0	0	0.0	0	0	0	0	0	
11/26	at Cincinnati	ON INACTIVE LIST					Giants					1	7	7.0	7	0	0	0	0	0	
12/03	Arizona	ON INACTIVE LIST					Giants					0	0	0.0	0	0	0	0	0	0	
12/07	New England	INACTIVE					Giants					0	0	0.0	0	0	0	0	0	0	
12/16	at Indianapolis	ON INACTIVE LIST					Giants					0	0	0.0	0	0	0	0	0	0	
12/23	Cincinnati	DID NOT PLAY					Giants					0	0	0.0	0	0	0	0	0	0	
12/31	at Seattle	PRACTICE SQUAD					Giants					0	0	0.0	0	0	0	0	0	0	
01/06	at Baltimore	PRACTICE SQUAD					Giants					0	0	0.0	0	0	0	0	0	0	0
TOTALS		6	164	27.3	37	1	0	2	24	12.0	24	0	0	1	7	7.0	7	0	0		

2023 REGULAR SEASON INDIVIDUAL GAME-BY-GAME STATS													
PUNT RETURNS:		CALVIN AUSTIN III					GUNNER OLSZEWSKI						
DATE	OPP.	NO.	YDS	AVG	LG	FC	TD	NO.	YDS	AVG	LG	FC	TD
09/10	San Francisco	1	2	2.0	2	0	0			ON INACTIVE LIST			
09/18	Cleveland	1	14	14.0	14	2	0	0	0	0.0	0	0	0
09/24	at Las Vegas	2	5	2.5	5	1	0			ON INACTIVE LIST			
10/01	at Houston	2	9	4.5	7	0	0			ON INACTIVE LIST			
10/08	Baltimore	0	0	0.0	0	0	0	1	8	8.0	8	1	0
10/22	at L.A. Rams	3	14	4.7	6	0	0			NOT ON ANY TEAM			
10/29	Jacksonville	0	0	0.0	0	1	0			Giants			
11/02	Tennessee	2	13	6.5	12	1	0			Giants			
11/12	Green Bay	2	20	10.0	14	2	0			Giants			
11/19	at Cleveland	3	51	17.0	21	1	0			Giants			
11/26	at Cincinnati	3	2	0.7	5	1	0			Giants			
12/03	Arizona	1	11	11.0	11	0	0			Giants			
12/07	New England	3	10	3.3	5	1	0			Giants			
12/16	at Indianapolis	0	0	0.0	0	0	0			Giants			
12/23	Cincinnati	0	0	0.0	0	1	0			Giants			
12/31	at Seattle	1	6	6.0	6	0	0			Giants			
01/06	at Baltimore	5	92	18.4	34	1	0			Giants			
TOTALS		29	249	8.6	34	12	0	1	8	8.0	8	1	0

HERE WE GO



HISTORY

The fifth-oldest franchise in the NFL, the Steelers were founded on July 8, 1933, by Arthur Joseph Rooney. Originally named the Pittsburgh Pirates, they were a member of the Eastern Division of the 10-team NFL. The other four current NFL teams in existence at that time were the Chicago (Arizona) Cardinals, Green Bay Packers, Chicago Bears and New York Giants.

One of the great pioneers of the sports world, Art Rooney passed away on August 25, 1988, following a stroke at the age of 87. "The Chief", as he was affectionately known, is enshrined in the Pro Football Hall of Fame and is remembered as one of Pittsburgh's great people.

Born on January 27, 1901, in Coulterville, Pa., Art Rooney was the oldest of Daniel and Margaret Rooney's nine children. He grew up in Old Allegheny, now known as Pittsburgh's North Side, and until his death he lived on the North Side, just a short distance from where Three Rivers Stadium stood.

Rooney attended St. Peter's Parochial School and Duquesne University Prep School. He studied collegiately at Indiana (Pa.) Normal, which is now Indiana University of Pennsylvania, as well as at Georgetown and Duquesne.

An exceptional all-around athlete, Rooney held middleweight and welterweight titles from the AAU Boxing Championships and was named to the U.S. Olympic Boxing Team in 1920, although he did not participate in the Olympic Games. He played minor league baseball from 1920-25 before a promising career was cut short by an arm injury. Rooney continued playing football for several semi-pro teams in the Pittsburgh area. He was married on June 11, 1931, to Kathleen McNulty, and the couple had five sons — Daniel, Art Jr., Tim, John and Pat. In 1964, Rooney was inducted into the Pro Football Hall of Fame for his contributions to the growth of the NFL and the Pittsburgh Steelers.

By the mid-1960s, Rooney had begun to turn over much of the operation of the Steelers to his oldest son, Dan. After having worked in every area of the organization since 1955, Daniel M. Rooney was named president of the Steelers in 1975. In 2000, Dan Rooney was inducted into the Pro Football Hall of Fame. He joined his father Art to form only the second father-son tandem to be inducted into the Hall of Fame. The late New York Giants owners Wellington Mara and his father Tim were the first.

Late Steelers' Chairman, Ambassador Dan Rooney spent 54 consecutive years with the organization before being named U.S. Ambassador to Ireland in 2009 by President Barack Obama. Rooney was required to move to Ireland in 2009 to fulfill his duties as ambassador.

As an NFL owner, Dan Rooney was widely recognized as one of the league's most influential executives and one of Pittsburgh's leading contributors to civic affairs. Among his community activities, Dan Rooney was the co-founder of the

American Ireland Fund, and he was a board member of the United Way of America, the American Diabetes Association, the Pittsburgh History and Landmarks Foundation, the Extra Mile Foundation and the University of Pittsburgh Medical Center.

Dan Rooney was a member of several NFL committees over 30-plus years. He served on the board of directors for the NFL Trust Fund, NFL Films and the Scheduling Committee. He was appointed chairman of the Expansion Committee in 1973, which considered new franchise locations and directed the addition of Seattle and Tampa Bay as expansion teams in 1976.

In 1976, Rooney was also named chairman of the Negotiating Committee, and in 1982 he contributed to the negotiations for the Collective Bargaining Agreement for the NFL and the Players' Association. He again played a key role in the labor agreement reached between NFL owners and players in 1993. Rooney was also largely responsible for developing the realignment plan and scheduling format that the NFL adopted prior to the 2002 season. In October 2002, he was also chairman of the NFL's Diversity in the Workplace Committee. Rooney was also Chairman of the Hall of Fame Committee. In February 1999, he was named the recipient of the Philadelphia Maxwell Football Club's Francis J. "Reds" Bagnell Award for outstanding contributions to the game of football.

Daniel M. Rooney was born on Pittsburgh's North Side on July 20, 1932. He was also a 1950 graduate of North Catholic High School, where he played quarterback on the varsity football team. Rooney passed away on April 13, 2017 at the age of 84, survived by his wife of 66 years, Patricia, and seven of their nine children, 20 grandchildren and five great-grandchildren.

Dan Rooney was named Steelers' Chairman Emeritus in July 2009 after he was named United States Ambassador to Ireland. Rooney served as United States Ambassador until late 2012.

In 2003, Dan Rooney officially turned over the title of Steelers' team president to his oldest son, Arthur J. Rooney II, who had previously served as the team's president and general counsel. A 1978 graduate of the University of Pittsburgh where he majored in political science, Art II received his law degree from Duquesne University School of Law in 1982. He currently serves as Chairman of the NFL's Workplace Diversity Committee. He also serves on additional NFL committees including the Legislative Committee, the Management Council Executive Committee, the International Committee, Health & Safety Advisory Committee, and the NFL Foundation.

Art Rooney II is also very active in the Pittsburgh community. He currently serves as Chairman of the Board of St. Vincent College, Chairman of the Board of the Chuck Noll Foundation for Brain Injury Research, and he serves on several other non-profit boards including United Way of Southwest Pennsylvania and the Board of Trustees for the University of Pittsburgh.



1901

January 27 – Arthur J. Rooney Sr. is born in Coulterville, Pa. He would eventually be affectionately known as "The Chief."

1932

July 20 – Daniel Milton Rooney is born on Pittsburgh's North Side.




1933

Ray Kemp becomes the first African-American to play for the Steelers.



1933

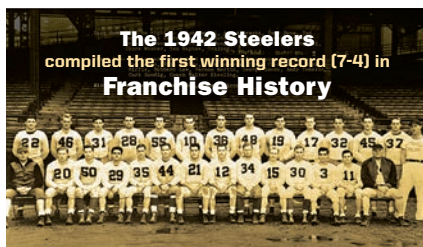
July 8 – The Pittsburgh Pirates are founded by The Chief.

ART
ROONEY

1930s After founding the Pirates in 1933, Art Rooney watched his club struggle through its first seven seasons with just 22 wins and five different head coaches. While home games were played at Forbes Field, Rooney often took his team to such cities as Johnstown, Latrobe, Youngstown, New Orleans and Louisville in the 1930s due to competition with baseball and college football.

In 1938, Rooney signed Colorado All-America Byron "Whizzer" White to a \$15,800 contract, making White the first "big money" player in the NFL. White led the League in rushing that year and became one of the NFL's most illustrious alumni. He served 31 years as a Justice of the United States Supreme Court before retiring in 1993.

1940s In 1940, Rooney changed the team name to the Pittsburgh Steelers, representing the heritage of Pittsburgh. The first winning record in the organization's history came in 1942 when head coach Walt Kiesling led the Steelers to a 7-4 finish with the league-leading rushing of rookie Bill Dudley. But the next year, Dudley joined the Armed Forces along with many other NFL players as the nation went to war. With rosters depleted, Rooney merged the Steelers with the Philadelphia Eagles in 1943 (Phil-Pitt "Steagles") and with the Chicago Cardinals (Card-Pitt) in 1944.



Rooney hired legendary Pitt coach Jock Sutherland in 1946, and Dudley returned from the war to earn NFL MVP honors, leading the League in rushing, interceptions and punt returns. Today, Dudley is a member of the Pro Football Hall of Fame.

Sutherland led the 1947 Steelers to an 8-4 record and a share of the Eastern division title, but they lost their first-ever postseason game 21-0 to Philadelphia. Sutherland died suddenly the following spring while on a scouting trip.

1950s Succeeding Sutherland, John Michelosen was head coach for the 1948-51 seasons, compiling a 20-26-2 record. In 1952, Joe Bach returned for his second stint with the Steelers, having coached the team previously in 1935-36. The Steelers became the last team to abandon the single wing for the T-formation in 1952.

Bach resigned for health reasons following the 1954 season and was replaced by assistant coach Walt Kiesling, who had been the Steelers' head coach twice previously. Kiesling's three stints covered the 1939-40, 1941-44 and the 1954-56 campaigns.

**1957**

Lowell Perry becomes the NFL's first African-American assistant coach.

1938

Byron "Whizzer" White was paid an unheard-of \$15,800 to play one season for the Steelers.

**1940**

The Pittsburgh Pirates are officially renamed the Pittsburgh Steelers.

1942

November 22 – The Steelers defeat the Chicago Cards 19-3 to clinch their first winning season in team history.

1943

The Pittsburgh Steelers merge with the Philadelphia Eagles to form the "Steagles" as many rosters were depleted due to World War II.

1944

The Pittsburgh Steelers merge with the Chicago Cardinals (Card-Pitt) as many rosters were still depleted due to World War II.

1947

December 21 – The Steelers play their first postseason game, a 21-0 setback to the Philadelphia Eagles in the Eastern Division Playoffs.



1960s Buddy Parker was named head coach in 1957 and over the next eight years he led the Steelers to five non-losing seasons. Hall of Fame quarterback Bobby Layne led the team through three of those campaigns, leading the Steelers to a 9-5 mark and a playoff game versus Detroit in 1962, which the Steelers lost 17-10. Parker completed his tenure with a 51-48-6 record and ranks fourth among all-time Steelers coaches for career wins.

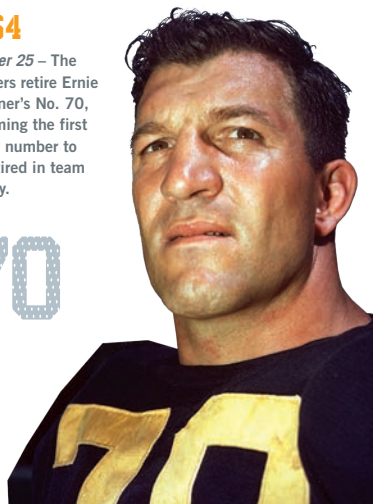
On October 25, 1964, the Steelers made team history when they retired jersey No. 70 in honor of former defensive tackle Ernie Stautner. Stautner, who was inducted into the Pro Football Hall of Fame in 1969, became the first Steelers player to have his jersey retired.

Brief head coaching stints by Mike Nixon in 1965 and Bill Austin from 1966-68 preceded the hiring of 37-year-old Chuck Noll on January 27, 1969. Noll began to rebuild the Steelers through the draft, starting with the defense when he selected defensive tackle Joe Greene with his first choice in 1969. Today, Greene is a member of the Pro Football Hall of Fame, and joined Stautner as the only two players to have their jerseys retired by the team. Greene's No. 75 was officially retired on November 2, 2014.

1964

October 25 – The Steelers retire Ernie Stautner's No. 70, becoming the first jersey number to be retired in team history.

70



1970s A 1-13 record in 1969 gave the Steelers the first overall choice in the 1970 draft, with which Noll addressed the offense by selecting quarterback Terry Bradshaw, another Hall of Famer, after the Steelers won the first selection by winning a coin toss with the Chicago Bears. Cornerback Mel Blount was added in the third round that year, followed by linebacker Jack Ham in 1971 and running back Franco Harris in 1972. In all, Noll drafted 10 players who are now enshrined in the Hall of Fame including three in his first 20 picks and four of his first 38.



Two significant changes took place in 1970. The Steelers moved from the NFL Century Division to the AFC Central with the merger of the American Football League and the NFL. The Steelers also moved into a new home as Three Rivers Stadium opened. Previously, the Steelers had played home games at Forbes Field from 1933-57 and at both Forbes Field and Pitt Stadium from 1958-63. From 1964-69, the Steelers played at Pitt Stadium until Three Rivers opened in 1970.

Gradual improvement in the early 1970s resulted in the team's first division title in 1972 with an 11-3 record. In the first playoff game at Three Rivers, the Steelers defeated the Oakland Raiders 13-7 with Franco Harris' "Immaculate Reception" in the final minute. Despite a 21-17 loss the following week to the undefeated Miami Dolphins, the Steelers had reached a new plateau.

1970

August 28 – Pittsburgh defeats the New York Giants, 21-6, in the first preseason game at Three Rivers Stadium.



1969

January 27 – Chuck Noll is named head coach of the Steelers.



1970

The Pittsburgh Steelers move from the NFL Century Division to the AFC Central with the merger of the American Football League and the NFL.

1970

September 20 – The Steelers fall to the Houston Oilers 19-7 in their first regular-season game at Three Rivers Stadium.

1972

December 23 – The Steelers win their first playoff game in dramatic fashion with a 13-7 victory over the Oakland Raiders on Franco Harris' "Immaculate Reception."





Super Bowl X, Steelers 21, Cowboys 17

It took 40 years for the Steelers to finally win their first division title, but over the next decade they achieved a level of success unprecedented in professional football.

In 1973, the Steelers won a wild card playoff berth with a 10-4 record. Oakland avenged their loss from the previous year, however, with a 33-14 defeat of the Steelers in the playoffs.

The Steelers won their first of six consecutive AFC Central titles in 1974 and marched past Buffalo (32-14) and Oakland (24-13) en route to their first Super Bowl appearance in Super Bowl IX. The fierce Pittsburgh defense led the way to a 16-6 victory over the Minnesota Vikings, and Art Rooney was presented the Vince Lombardi Trophy for the first time.

In 1975, the Steelers won 11 straight games to finish 12-2 and claimed their second-consecutive division crown. After defeating Baltimore (28-10) and Oakland (16-10) in the playoffs, the Steelers became the third team in NFL history, joining Green Bay and Miami, to win back-to-back Super Bowls with a 21-17 defeat of the Dallas Cowboys in Super Bowl X.

1974

January 29, 1974 – The Steelers select future Hall of Famers Lynn Swann (first round), Jack Lambert (second), John Stallworth (fourth) and Mike Webster (fifth) in the NFL Draft. Many consider it the best draft in NFL history. Following the draft, the Steelers also signed free agent Donnie Shell, who was inducted into the Hall of Fame in 2020.



LYNN
SWANN



JACK
LAMBERT



JOHN
STALLWORTH



MIKE
WEBSTER

1975

January 12 – Pittsburgh defeats the Minnesota Vikings 16-6 to capture the team's first Super Bowl victory in Super Bowl IX in New Orleans' Tulane Stadium.



1975

Dan Rooney is named President of the Pittsburgh Steelers.

1976

January 18 – The Steelers win their second consecutive league championship with a 21-17 victory over the Dallas Cowboys in Super Bowl X in Miami, Fla.

The 1976 Steelers struggled to a 1-4 start before reeling off nine straight victories, including five shutouts, to win the division with a 10-4 mark. They defeated Baltimore 40-14 in the playoffs, but lost to Oakland 24-7 after both starting running backs, Franco Harris and Rocky Bleier, were injured. The following year the Steelers dropped a 34-21 decision to Denver in the first round of the playoffs after posting a 9-5 regular-season record.

In 1978, the Steelers made history after a league-best 14-2 regular season and playoff wins versus Denver (33-10) and Houston (34-5). Their 35-31 Super Bowl XIII win versus Dallas made the Steelers the first team to win three Super Bowls.

Yet another standard was set the following year when the 1979 Steelers defeated the Los Angeles Rams 31-19 in Super Bowl XIV to make them the first team in history to win four Super Bowls and the only team to win back-to-back Super Bowls twice. The Super Bowl victory followed a 12-4 regular season and playoff wins versus Miami (34-14) and Houston (27-13). With six consecutive AFC Central crowns, eight straight years of playoff appearances and four Super Bowl championships, the Steelers were tagged the "Team of the Decade" for the 1970s.

The 1970's Steelers were tagged "TEAM OF THE DECADE."



1979

January 21 – Pittsburgh defeats the Dallas Cowboys 35-31 in Super Bowl XIII in Miami, Fla., becoming the first team to win three Super Bowls.



1980s As the 1980s opened, the Steelers stumbled, failing to make the playoffs in 1980 and 1981 with records of 9-7 and 8-8.

In 1982, the Steelers celebrated the team's 50th anniversary by qualifying for the playoffs with a 6-3 finish in a strike-interrupted season. During the season an anniversary banquet was held to commemorate the team's first 50 seasons and to honor the Steelers' all-time team as selected by fan voting. Thousands of fans were attracted to Pittsburgh for a week of activities and exhibits before the anniversary season was ended by San Diego's 31-28 win in the playoffs. This would be the last playoff game at Three Rivers Stadium until the 1992 season, a span of 10 years.

The 1983 Steelers won their eighth division title with a 10-6 record, but fell in the postseason, 38-10, to the Los Angeles Raiders. The following year the Steelers won their ninth division crown and the team advanced to the AFC Championship game with a 24-17 playoff win at Denver. A 45-28 loss to Miami in the AFC Championship game prevented the Steelers from a fifth Super Bowl appearance.

The Steelers' streak of 13 consecutive non-losing seasons came to an end in 1985 with a 7-9 finish, followed by a 6-10 record in 1986. Playoff hopes remained alive in 1987 until the Steelers lost their last two games to finish 8-7 during the strike-shortened season.

In 1988, the team suffered through its worst campaign in 19 years with a 5-11 record. The next season got off to a similar start with losses of 51-0 and 41-10 in the first two games. But the young team fought back to finish 9-7 and earn a wild card playoff berth on the season's final weekend. An exciting 26-23 overtime playoff win in Houston was followed by a heartbreaking 24-23 divisional playoff loss at Denver in which the Steelers led until the final minutes.

1990s A 9-7 finish in 1990 left the Steelers in a three-way tie for the AFC Central lead, but they were eliminated from playoff contention by a 2-4 division record. The 1991 team finished second in the division despite a 7-9 record, winning the last two games under Noll at home against the Cincinnati Bengals and Cleveland Browns.

On December 26, 1991, Noll announced his retirement from football after 39 consecutive seasons, the last 23 as the Steelers' head coach, which made him one of only four men to coach the same team for 23 consecutive years. He left as the fifth-winningest coach in NFL history with an overall record of 209-156-1, and as the only coach to win four Super Bowls. Noll was rewarded in 1993 with his election to the Pro Football Hall of Fame in his first year of eligibility.

A new era began in 1992 with the retirement of Noll and the arrival of 34-year-old Bill Cowher, the National Football League's youngest head coach at the time he assumed control. In the first season of the new era, the Steelers won the AFC Central division crown for the first time since 1984 with an 11-5 record. While the team enjoyed new-found success, Cowher was recognized by the Associated Press as the NFL's Coach of the Year and six Steelers were selected to the Pro Bowl, the most in more than a decade.


Under Cowher the Steelers became the first AFC team since the 1970 merger to claim its 10th division title. Their 11-5 record equaled the best in the conference and gave the Steelers home field advantage throughout the playoffs. However, in the first postseason game at Three Rivers Stadium in exactly 10 years, the Steelers were defeated by eventual AFC Champion Buffalo, 24-3.

TONY DUNGY



1980

January 20 – The Steelers win their fourth Super Bowl championship by defeating the Los Angeles Rams 31-19 in Super Bowl XIV in Pasadena, Calif. They would be named the "Team of the Decade" of the 1970s.



1980

January 6 – The Steelers weather the Pittsburgh elements as they defeat the Houston Oilers at a rain-soaked Three Rivers Stadium to advance to Super Bowl XIV.

1984

Tony Dungy is named defensive coordinator for the Steelers, becoming the NFL's first African-American coordinator.

1987

August 8 – "Mean" Joe Greene becomes the first player of the 1970s Steelers' teams to be inducted into the Pro Football Hall of Fame.



STEELERS HISTORY

In 1992, 34-year-old Bill Cowher became the National Football League's youngest head coach at the time. In his first season, the Steelers won the AFC Central division crown for the first time since 1984.

In 1993, the Steelers earned a wild card playoff berth, marking their first consecutive playoff appearances since the 1983-84 seasons. A 9-7 record was good for second place in the division, but the season ended in a 27-24 overtime loss at Kansas City in the AFC Wild Card game.

The 1994 Steelers won seven of their final eight regular-season games for their strongest finish since 1978. They captured their second division title in three years with an AFC-best 12-4 record. After a 29-9 victory over the Cleveland Browns in the first round of the playoffs, Pittsburgh hosted its first AFC Championship game since 1979. The game went down to the wire and the Steelers lost to the San Diego Chargers 17-13.



1995 AFC Championship, Steelers 20, Colts 16

At 38, Bill Cowher became the youngest head coach to lead his team to a Super Bowl appearance in 1995. Along the way, Cowher's team captured their third AFC Central division title in four years, made their fourth straight playoff appearance and won the Steelers' first AFC title since 1979. After a first-round bye, they defeated the Buffalo Bills (40-21) and the Indianapolis Colts (20-16), before losing to the Dallas Cowboys 27-17 in Super Bowl XXX in Tempe, Ariz.

In 1996, the Steelers finished 10-6 and earned their fifth consecutive trip to the playoffs. Cowher ended the season with 57 career victories, ranking him as the second winningest coach in team history, behind his predecessor Noll.

The Steelers captured their fourth consecutive AFC Central title in 1997 while posting an 11-5 record. They were one play away from earning their sixth Super Bowl appearance but lost to Denver 24-21 in the AFC Championship game.


In 1998, the Steelers finished a disappointing 7-9, losing their last five regular-season games and missing the playoffs for the first time under Cowher.

The Steelers suffered their second consecutive losing season in 1999, when their record fell to 6-10.



1991

December 26 – Chuck Noll announces his retirement.



1980

August 25 – Art Rooney Sr. passes away at the age of 87 following a stroke.



1992

January 21 – Bill Cowher is named head coach of the Pittsburgh Steelers.



1996

January 28 – The Steelers fall to the Dallas Cowboys 27-17 in Super Bowl XXX in Phoenix, Ariz.

Pictured:
Yancey Thigpen

2000s After starting the 2000 season with a 0-3 record, the Steelers rebounded to finish the year at 9-7 and barely missed the playoffs.

However, 2000 will be remembered most for being the final season for the Steelers at Three Rivers Stadium. The Steelers drew 4-4 during their final season at Three Rivers Stadium, including victories in four of their final six home games. The Steelers won their final game at Three Rivers 24-3 against the Washington Football Team on Dec. 16.

The Steelers finished 31 seasons at Three Rivers Stadium (1970-2000) with a 182-72 home record, including the postseason. The Steelers recorded their largest regular-season home attendance figures (440,428) since 1998 in the final season, including a season-high 58,183 fans during the final game in stadium history.

The Steelers began a new era in team history in 2001 with the opening of their new stadium, Heinz Field. The Steelers posted an AFC-best 13-3 regular-season record, including a 7-1 mark at home, and advanced to the AFC Championship Game.

The inaugural game at Heinz Field was originally scheduled to be a nationally televised Sunday Night game on Sept. 16. However, the September 11 terrorist attacks on America forced the NFL to postpone all games that weekend — which were eventually rescheduled for the end of the season. As a result, the Steelers opened Heinz Field on Sunday, Oct. 7 with a 16-7 win against the Cincinnati Bengals.



2000

July 29 – Dan Rooney is inducted into the Pro Football Hall of Fame.

2000

December 16 – The Steelers defeat the Washington Football Team 24-3 in the final game at Three Rivers Stadium.

2001

August 25 – Pittsburgh defeats the Detroit Lions 20-7 in its first preseason game at Heinz Field.



2003

October 26 – The Steelers host the St. Louis Rams at Heinz Field, marking the 1,000th game in team history.



2003

Art Rooney II is named President of the Pittsburgh Steelers.

The Steelers defeated the defending Super Bowl Champion Baltimore Ravens 27-10 in the AFC Divisional Playoffs, in the first-ever postseason game played at Heinz Field. However, they suffered a disappointing 24-17 loss at home in the AFC Championship Game to the eventual Super Bowl Champion New England Patriots.

After an 0-2 start in 2002, the Steelers rallied to make the playoffs for the second consecutive season. However, the team's Super Bowl hopes ended when they lost, 34-31, in overtime to the Tennessee Titans on the road.

.710

Home Win Percentage At Acrisure Stadium

The Steelers began the 2003 season with a 34-15 victory against AFC North rival Baltimore Ravens. However, the team never regained that magic and finished the year with a 6-10 record and missed the playoffs for the first time in three seasons.

The Steelers set a team record in 2004 by becoming the first AFC team to win 15 games (15-1) in the regular season. They ultimately advanced to the AFC Championship Game where they lost to the New England Patriots, 41-27. Nine Steelers were selected to play in the AFC-NFC Pro Bowl, the team's most since the 1979 season.

Pittsburgh found itself sitting at 7-5 after 12 games in 2005, but rallied to win its final four regular-season games to earn the AFC's sixth seed in the playoffs. The Steelers then won an unprecedented three straight road playoff games to gain a berth in Super Bowl XL in Detroit versus the Seattle Seahawks.



2006

February 5 – The Pittsburgh Steelers win their fifth Super Bowl title with a 21-10 victory over the Seattle Seahawks in Super Bowl XL in Detroit.



2007

January 5 – Bill Cowher steps down as head coach of the Pittsburgh Steelers.

January 22 – Mike Tomlin is named head coach of the Pittsburgh Steelers.



Mike Tomlin was hired on January 22, 2007.

The Steelers captured their fifth Super Bowl title with a 21-10 victory over the Seahawks as wide receiver Hines Ward was named MVP, finishing with five receptions for 123 yards. Ward also hauled in a game-clinching 43-yard TD pass from Antwaan Randle El on a gadget play midway through the fourth quarter.

The 2006 season saw the Bill Cowher era come to an end with the Steelers finishing the season winning six of their final eight games to post an 8-8 record on the year.

On January 5, 2006, Bill Cowher resigned as Steelers head coach with a 161-99-1 overall record, second-best in team history.

The Steelers hired 34-year old Mike Tomlin as the team's head coach on January, 22, 2007, becoming the NFL's youngest head coach at the time.



STEELERS HISTORY

James Harrison's 100-yard interception return for a touchdown is the longest interception return in Super Bowl history and helped the Steelers earn their sixth title.

2009

February 1 – The Steelers establish an NFL record by winning their sixth Super Bowl title with a 27-23 victory over the Arizona Cardinals in Super Bowl XLIII in Tampa, Fla.



2011

January 23 – The Steelers host the N.Y. Jets in the AFC Championship Game at Heinz Field.



MIKE
TOMLIN

Tomlin became the second first-year coach in team history to make the playoffs in 2007. The Steelers finished with a 10-6 overall record and won the AFC North division title.

Tomlin became the first coach in franchise history to win a division title in each of his first two seasons when the Steelers captured their second consecutive AFC North division title with a 12-4 record in 2008. They went on to defeat the San Diego Chargers and Baltimore Ravens to gain a berth in Super Bowl XLIII in Tampa, Fla., versus the Arizona Cardinals.

The Steelers became the first NFL franchise to capture six Super Bowl titles when they defeated the Cardinals 27-23. With the victory, Tomlin became the youngest coach to win a Super Bowl in NFL history (36 years, 323 days). Wide receiver Santonio Holmes was named MVP after hauling in the game-winning six-yard touchdown pass from Ben Roethlisberger with 35 seconds remaining in regulation.

2012

The Steelers celebrate their 80th season in the NFL.



2010s

The Steelers added to their legacy, making it all the way to Super Bowl XLV after a 12-4 record during the 2010 season. The Steelers could not overcome an early 18-point deficit and fell to the Green Bay Packers 31-25. Despite the loss, the Steelers are still tied for the NFL record for most Super Bowl victories with six (New England Patriots).

Pittsburgh followed up the Super Bowl appearance with another 12-win season in 2011. The Steelers overcame injuries to key players on both sides of the ball to earn their 26th playoff berth since the 1970 AFL-NFL merger. The 12 victories marked only the second time in team history that Pittsburgh recorded back-to-back regular seasons with at least 12 victories (1978-79). The Steelers again showcased one of the league's best defenses, leading the NFL in pass defense and being the only team to register two shutouts. Hines Ward became the eighth player in NFL history to record at least 1,000 receptions and 12,000 receiving yards and Antonio Brown became the first player in NFL history with at least 1,000 receiving yards and 1,000 return yards in the same season.



HINES
WARD

2011

February 6 – The Steelers fall short in their quest for their seventh Super Bowl, losing 31-25 to the Green Bay Packers in Super Bowl XLV.



2014

The Steelers celebrate the 40th Anniversary of the team's first championship and honor late head coach Chuck Noll.

2014

The Steelers retire Joe Greene's #75, only the second number in franchise history to be retired.



After back-to-back 8-8 seasons in 2012 and 2013, Pittsburgh returned to the playoffs in 2014. The Steelers finished with an 11-5 record and claimed the AFC North Division Championship, the team's 21st division title since the 1970 AFL-NFL merger, which was tops in the NFL in that span. Pittsburgh had an offensive output for the ages in 2014 as the offense set numerous single-season team records, including total points (436), total net yards (6,577), passing yards per games (301.6), total first downs (379) and individual 100-yard receiving games (12).

The team also donned a CHN commemorative patch in honor of the late Chuck Noll during the 2014 season. The team also retired Joe Greene's No. 75, all during its year of celebrating the team's 40th anniversary of its first championship with a uniform patch in 2014.

Pittsburgh reached the divisional round of the playoffs in 2015. The Steelers went 10-6, upended the AFC North champions Cincinnati in the Wild Card round of the playoffs and lost to eventual Super Bowl champion Denver, 23-16.

In 2016, Pittsburgh registered a seven-game winning streak, finished with an 11-5 record and captured the AFC North Title. The Steelers reached their 16th AFC Championship game but fell to New England, 36-17. Pittsburgh's 16 conference championship game appearances, 22 division titles, 29 playoff berths and 36 postseason wins were the most at the time since the AFL-NFL merger in 1970.


On April 13, 2017, the Steelers lost their Hall of Fame owner and Chairman, Ambassador Dan Rooney. The team donned a commemorative patch in honor of the late Mr. Rooney throughout the 2017 season.

The Steelers once again captured the AFC North title in 2017 and finished with a League-best tying 13 victories (13-3) but lost in the divisional round to Jacksonville.

2020s Pittsburgh captured the 2020 AFC North title to mark the team's 24th division title, ninth since 2002 and fourth in the last seven years (2014, 2016, 2017 and 2020). The Steelers earned the division title for the 24th time since the 1970 AFL-NFL merger – the most division crowns by an NFL team in that span.

Since the AFC North was adopted after the restructuring of the 2002 NFL season when the League realigned divisions after expanding to 32 teams, Mike Tomlin has won the division seven times (2007, 2008, 2010, 2014, 2016, 2017 and 2020). No other head coach has won the AFC North more than five times (John Harbaugh). Pittsburgh's nine AFC North titles nearly equal the combined total from the rest of the division since 2002.

1932 - 2017
DANIEL M. ROONEY



2015

The Steelers reached the divisional round of the playoffs in 2015.

2017

April 13 – The Steelers lost their Hall of Fame owner and Chairman, Ambassador Dan Rooney.



2017

The Steelers once again captured the AFC North title in 2017 and finished with a League-best tying 13 victories.

2020

The Steelers captured the 2020 AFC North title to mark the team's 24th division title, ninth since 2002 and fourth in the last seven years (2014, 2016, 2017 and 2020).

SUPER BOWL



Pittsburgh 16



Minnesota 6

JANUARY 12, 1975 *Tulane Stadium (80,997)*



NEW ORLEANS — The Steelers made their first appearance in the Super Bowl and captured their first NFL Championship with a 16-6 victory over Minnesota.

The veteran Vikings, meanwhile, had been to the Super Bowl twice before. The Vikings had a savvy leader in QB Fran Tarkenton. The Steelers had a strong defense but their quarterback, Terry Bradshaw, was unproven.

The first half was dominated by defense. Pittsburgh concentrated on the middle of the Minnesota offensive line. One defensive tackle, Ernie Holmes, played over Vikings' Mick Tingelhoff, while the other tackle, Joe Greene, lined up at an angle pointed directly at Tingelhoff. Holmes sometimes took on the Vikings' center directly, allowing Greene to knife through and pursue Tarkenton. At other times, Greene would smash into Tingelhoff while Holmes looped behind him.

The only score in the first half was a safety registered by the Steelers. Fran Tarkenton fumbled a handoff to Dave Osborn, scrambled to recover the ball in the end zone, and was downed by Pittsburgh's Dwight White.

Leading 2-0, Pittsburgh kicked to Minnesota to open the second half and Vikings running back Bill Brown fumbled and Marv Kellum recovered for Pittsburgh at the Minnesota 30. The Steelers took four plays to go the distance, with Franco Harris taking the ball in from the 9-yard line.

Harris was named game MVP. He ran for 158 yards on 34 tries, while Rocky Bleier added 65 yards on 17 carries. Minnesota, meanwhile, managed only 17 yards rushing.

Denied on the ground, the Vikings weren't much better in the air. Tarkenton, under constant pressure from Greene, Holmes, White and L.C. Greenwood, completed only 11-of-26 attempts for 102 yards—an average of fewer than four yards per pass.

Despite their dominance, Pittsburgh's 9-0 lead was far from safe, and it narrowed to 9-6 in the final quarter when Matt Blair blocked Bobby Walden's punt, and Terry Brown recovered it in the end zone.

After that touchdown, Pittsburgh put the game on ice with a drive that began on its 34. The big play of the drive was a 30-yard toss from Bradshaw to Larry Brown, who later scored the final touchdown.

Soon after the ensuing kickoff, Pittsburgh's Mike Wagner intercepted a Tarkenton pass, and the Steelers held possession until the game was nearly over.

GAME SUMMARY

	1	2	3	4	F
STEELERS	0	2	7	7	16
Vikings	0	0	0	6	6

TEAM	Q	TIME	PLAY	DRIVE	SCORE
PIT	2	7:51	Safety (White downed Tarkenton in end zone)	—;—	2-0
PIT	3	13:25	Harris 9 yd. run (Gerela kick)	4-30; 1:24	9-0
MIN	4	10:33	Brown recovered blocked punt (Kick failed)	—;—	9-6
PIT	4	3:31	Brown 4 yd. pass from Bradshaw (Gerela kick)	11-66; 6:47	16-6

TEAM STATISTICS

	Steelers	Vikings
1st Downs	17 (11.5-1)	9 (2.5-2)
3rd Downs	7-18 (39%)	5-12 (42%)
4th Downs	0-2 (0%)	0-0 (0%)
Total Net Yards	333	119
Plays-Avg.	73-4.6	47-2.5
Rushing Yards	249	17
Rush Att.-Avg.	57-4.4	21-0.8
Net Passing	84	102
Att.-Comp.-Int.	14-9-0	26-11-3
Sacks By	0-0	2-12
Punts-Avg.	7-34.7	6-37.2
Penalties	8-122	4-18
Fumbles-Lost	4-2	3-2
Time of Poss.	38:47	21:13

INDIVIDUAL STATISTICS

RUSHING	Pit. — Harris 34-158, 1 TD; Bleier 17-65; Bradshaw 5-33; Swann 1-(-7). Min. — Foreman 12-18; Tarkenton 1-0; Osborn 8-(-1).
PASSING	Pit. — Bradshaw 14-9-0, 96, 1 TD. Min. — Tarkenton 26-11-3, 102.
RECEIVING	Pit. — Brown 3-49, 1 TD; Stallworth 3-24; Bleier 2-11; Lewis 1-12. Min. — Foreman 5-50; Voigt 2-31; Osborn 2-7; Gilliam 1-16; Reed 1-(-2).

JANUARY 18, 1976 *Miami Orange Bowl (80,197)*

MIAMI — What were, at the time, the two most popular teams in the NFL met in Super Bowl X, and the contrast between their styles was as great as the hue of their jerseys.

The glitzy, white-clad Dallas Cowboys—"America's Team"—combined a high-tech offense and a state-of-the-art flex defense to put on a dazzling show each Sunday. They were easy to like, and for once, they even had something of an underdog aura, having reached the Super Bowl as a Wild Card team. The black-clad Pittsburgh Steelers, out to defend their Super Bowl victory of the year before, lived by a Steel-hard defense occasionally spelled by a grind-it-out running attack that would have been at home in the NFL of the 1930s.

The Cowboys struck first when Roger Staubach zeroed in on Drew Pearson for a 29-yard touchdown pass.

Before the end of the first quarter, Pittsburgh evened the score on a seven-yard pass from Terry Bradshaw to Randy Grossman. Setting up the score was a 32-yard pass to Lynn Swann, whose health was questionable because of a concussion he had suffered in the AFC Championship Game. Swann outleaped a Dallas defender, then magically kept both feet inside the sideline to make the catch.

Dallas reclaimed the lead at 10-7 only 15 seconds into the second quarter when Toni Fritsch booted a 36-yard field goal.

Later, Pittsburgh's Roy Gerela, playing at less than 100 percent because of a cracked rib he suffered making a tackle on the opening kickoff, shanked a field-goal try and Dallas went to the locker room with a 10-7 lead.

Defense continued to dominate in the scoreless third quarter. Pittsburgh sacked Staubach seven times during the game and forced him to scramble on numerous occasions. Moreover, they pressured him into an uncharacteristic three interceptions.

One of the interceptions set up another field-goal try by Gerela, but he pulled it left from 33 yards. Dallas' Cliff Harris mockingly patted him on the helmet, only to be unceremoniously dumped on his hip pads by irate Steeler Jack Lambert. The inspired Steelers dominated after that.

In the fourth quarter, Steelers' reserve Reggie Harrison blocked Mitch Hoopes's punt. The ball rolled through the end zone for a safety to cut the Cowboys' lead to 10-9. Gerela, who'd donned a corset to protect his ribs, regained his kicking touch with field goals of 36 and 18 yards to put the Steelers in front 15-10.

With 3:02 left in the game, Bradshaw lofted a long pass to game MVP Swann, who caught the ball at the five and took it over the goal line to complete a 64-yard lightning strike. Swann finished the day with 161 yards on four catches, a 40.3 average-per-catch. Gerela missed the extra point.

It took Staubach only 1:14 to get the touchdown back, completing a drive with a 34-yard bulls-eye to Percy Howard—the only pass Howard caught during his entire career.

Terry Hanratty replaced Bradshaw, still woozy from the hit suffered after his touchdown pass to Swann, but the Steelers were stalled on a fourth-and-nine at the Dallas 41 with almost a minute and a half to go. Coach Noll feared a blocked kick and called for a Rocky Bleier run that gained only two yards. Noll was gambling that his defense could stop the Cowboys.

Trailing only 21-17, Staubach had the ball back with more time than he usually needed to negotiate 61 yards. The Cowboys reached Pittsburgh's 38. With five seconds left, Staubach launched his final pass into the end zone. Pittsburgh's Mike Wagner batted the ball, which was intercepted by Glen Edwards and the Steelers had their second consecutive Super Bowl victory.

GAME SUMMARY

	1	2	3	4	F
Cowboys	7	3	0	7	17
STEELERS	7	0	0	14	21

TEAM	Q	TIME	PLAY	DRIVE	SCORE
DAL	1	10:24	D. Pearson 29 yd. pass from Staubach (Fritsch kick)	1-24; 0:08	0-7
PIT	1	5:57	Grossman 7 yd. pass from Bradshaw (Gerela kick)	8-67; 4:16	7-7
DAL	2	14:45	Fritsch 36 yd. FG	11-46; 6:01	7-10
PIT	4	11:28	Safety (Harrison blocks kick)	—;—	9-10
PIT	4	8:41	Gerela 36 yd. FG	7-25; 2:36	12-10
PIT	4	6:37	Gerela 18 yd. FG	4-6; 1:45	15-10
PIT	4	3:06	Swann 64 yd. pass from Bradshaw (Kick failed)	3-70; 1:23	21-10
DAL	4	1:48	Howard 34 yd. pass from Staubach (Fritsch kick)	5-80; 1:06	21-17

TEAM STATISTICS

	Cowboys	Steelers
1st Downs	14 (6-8-0)	13 (7-6-0)
3rd Downs	4-15 (28%)	8-21 (38%)
4th Downs	1-1 (100%)	0-3 (0%)
Total Net Yards	270	339
Plays-Avg.	62-4.4	67-5.1
Rushing Yards	108	149
Rush Att.-Avg.	31-3.5	46-3.2
Net Passing	162	190
Att.-Comp.-Int.	24-15-3	19-9-0
Sacks By	2-19	7-42
Punts-Avg.	7-35.0	4-39.8
Penalties	2-20	0-0
Fumbles-Lost	4-0	4-0
Time of Poss.	30:30	29:30

INDIVIDUAL STATISTICS

RUSHING

Dal. — Newhouse 16-56; Staubach 5-22; Dennison 5-16; Pearson 5-14.
Pit. — Harris 27-82; Bleier 15-51; Bradshaw 4-16.

PASSING

Dal. — Staubach 24-15-3, 204, 2 TDs.
Pit. — Bradshaw 19-9-0, 209, 2 TDs.

RECEIVING

Dal. — P Pearson 5-53; Young 3-31, 1 TD; D. Pearson 2-59, 1 TD; Newhouse 2-12; Howard 1-34, 1 TD; Fugett 1-9; Dennison 1-6.
Pit. — Swann 4-161, 1 TD; Stallworth 2-8; Harris 1-26; Grossman 1-7, 1 TD; Brown 1-7.



JANUARY 21, 1979 *Miami Orange Bowl (78,656)*



MIAMI — This was more than just the first rematch in Super Bowl history: It re-staged what many still consider the most enjoyable and dramatic Super Bowl battle to that point. Opportunity—recognizing it and capitalizing on it—was the theme. Failure to embrace it would play a hand, too. It was the Steelers, though, who managed a 35-31 victory.

Dallas had its chances. The Cowboys took a 14-7 lead in the second quarter when linebacker Mike Hegman simply took the ball away from Steelers QB Terry Bradshaw and ran 37 yards to score. But Bradshaw countered immediately with a 75-yard touchdown strike to John Stallworth.

In the third quarter, trailing 21-14, Dallas marched from its 42 to the Steelers' 10. On third-and-three, Cowboys QB Roger Staubach saw TE Jackie Smith alone in the end zone. Smith slipped and fell reaching for Staubach's pass and Dallas settled for a 27-yard field goal.

Pittsburgh scored two touchdowns early in the fourth quarter—a 22-yard run by Franco Harris and an 18-yard pass from Bradshaw to Swann. Harris' score followed a pass-interference call against Dallas CB Benny Barnes, who was covering Swann. The mistake cost the Cowboys 33 yards. Dallas did score touchdowns with 2:27 and 22 seconds to play, on passes from Staubach to TE Billy Joe Dupree and Butch Johnson, but Pittsburgh held on to win, 35-31. The two teams set a Super Bowl record for points scored.

With the victory, the Steelers became the first team to win three Super Bowls.

GAME SUMMARY

	1	2	3	4	F
STEELERS	7	14	0	14	35
Cowboys	7	7	3	14	31

TEAM	Q	TIME	PLAY	DRIVE	SCORE
PIT	1	9:47	Stallworth 28 yd. pass from Bradshaw (Gerela kick)	7-35; 3:12	7-0
DAL	1	0:00	Hill 39 yd. pass from Staubach (Septien kick)	3-41; 1:00	7-7
DAL	2	12:08	Hegman 37 yd. fumble recovery return (Septien kick)	—;—	7-14
PIT	2	10:25	Stallworth 75 yd. pass from Bradshaw (Gerela kick)	3-75; 1:43	14-14
PIT	2	0:26	Bleier 7 yd. pass from Bradshaw (Gerela kick)	5-56; 1:15	21-14
DAL	3	2:56	Septien 27 yd. FG	10-32; 4:52	21-17
PIT	4	7:10	Harris 22 yd. run (Gerela kick)	8-88; 4:58	28-17
PIT	4	6:51	Swann 18 yd. pass from Bradshaw (Gerela kick)	1-18; 0:07	35-17
DAL	4	2:23	DuPree 7 yd. pass from Staubach (Septien kick)	8-89; 4:24	35-24
DAL	4	0:22	Johnson 4 yd. pass from Staubach (Septien kick)	9-52; 2:05	35-31

TEAM STATISTICS

	Steelers	Cowboys
1st Downs	19 (2-15-2)	20 (6-13-1)
3rd Downs	9-15 (60%)	9-16 (56%)
4th Downs	0-0 (0%)	1-1 (100%)
Total Net Yards	357	317
Plays-Avg.	58-6.2	67-4.7
Rushing Yards	66	141
Rush Att.-Avg.	24-2.8	32-4.4
Net Passing	291	176
Att.-Comp.-Int.	30-17-1	30-17-1
Sacks By	5-52	4-27
Punts-Avg.	3-43.0	5-39.6
Penalties	5-35	9-89
Fumbles-Lost	2-2	3-2
Time of Poss.	26:05	33:55

INDIVIDUAL STATISTICS

RUSHING	Pit.	Dal.
	Harris 20-68, 1 TD; Bleier 2-3; Bradshaw 2(-5).	Dorsett 15-96; Newhouse 8-3; Pearson 1(-13); Staubach 4-37; Pearson 1-6; Laidlaw 3-12.
PASSING	Pit.	Dal.
	Bradshaw 30-17-1, 318, 4 TDs.	Staubach 30-17-1, 228, 3 TDs.
RECEIVING	Pit.	Dal.
	Swann 7-154, 1 TD; Stallworth 3-115, 2 TDs; Grossman 3-29; Harris 1-22; Bleier 1-7, 1 TD; Bell 2-21.	Dorsett 5-44; Pearson 4-73; Hill 2-49, 1 TD; Johnson 2-30, 1 TD; Dupree 2-17, 1 TD; P. Pearson 2-15.



Pittsburgh 31



Los Angeles 19

JANUARY 20, 1980 *Rose Bowl Stadium (103,985)*

PASADENA, Calif. — There was a moment of heroism and self-sacrifice when an old warrior, Los Angeles Rams' Jack Youngblood, announced his intention to play in his team's first Super Bowl despite a fractured leg.

There was a rush of "What if?" euphoria as the underdog Rams took a 19-17 lead into the fourth quarter.

And there was cold reality: Pittsburgh, a team with as much patience as talent, struck quickly and surely for two touchdowns in the fourth quarter and it was over. The 31-19 victory was the Steelers' fourth in the Super Bowl in only six seasons.

The signature image of Super Bowl XIV is of Steelers' John Stallworth at the Rams' 32, looking back over his head for a lofty Terry Bradshaw pass, catching it in stride just over the outstretched arms of Rams' Rod Perry, and continuing into the end zone for a 73-yard touchdown.

The Steelers had taken the lead and then surrendered it in the third quarter. Bradshaw hit Lynn Swann over the middle for a 47-yard score. The Rams came back with a 24-yard halfback pass from Lawrence McCutcheon to Ron Smith that made it 19-17 before Bradshaw-to-Stallworth put Pittsburgh ahead for good.

Los Angeles intercepted Bradshaw three times, but it was the Steelers' lone interception—by Jack Lambert—that punctuated the ending. With the score 24-19 and the Rams driving, Lambert intercepted a pass from QB Vince Ferragamo at the Pittsburgh 14.

For the second year in a row, Bradshaw was named the game's most valuable player after passing for 309 yards and two touchdowns.

GAME SUMMARY

	1	2	3	4	F
Rams	7	6	6	0	19
STEELERS	3	7	7	14	31

TEAM	Q	TIME	PLAY	DRIVE	SCORE
PIT	1	7:31	Bahr 41 yd. FG	11-55; 5:05	3-0
LA	1	2:44	Bryant 1 yd. run (Corral kick)	8-59; 4:41	3-7
PIT	2	12:52	Harris 1 yd. run (Bahr kick)	9-53; 4:40	10-7
LA	2	7:21	Corral 31 yd. FG	11-67; 5:23	10-10
LA	2	0:14	Corral 45 yd. FG	9-12; 2:51	10-13
PIT	3	12:12	Swann 47 yd. pass from Bradshaw (Bahr kick)	5-61; 2:48	17-13
LA	3	10:15	Smith 24 yd. pass from McCutcheon (Kick failed)	4-77; 1:49	17-19
PIT	4	12:04	Stallworth 73 yd. pass from Bradshaw (Bahr kick)	3-75; 0:55	24-19
PIT	4	1:49	Harris 1 yd. run (Bahr kick)	7-70; 3:35	31-19

TEAM STATISTICS

	Rams	Steelers
1st Downs	16 (6-9-1)	19 (8-10-1)
3rd Downs	6-16 (38%)	9-14 (64%)
4th Downs	1-2 (50%)	0-0 (0%)
Total Net Yards	301	393
Plays-Avg.	59-5.1	58-6.8
Rushing Yards	107	84
Rush Att.-Avg.	29-3.7	37-2.3
Net Passing	194	309
Att.-Comp.-Int.	26-16-1	21-14-3
Sacks By	0-0	4-42
Punts-Avg.	5-44.0	2-42.5
Penalties	2-26	6-65
Fumbles-Lost	0-0	0-0
Time of Poss.	29:30	30:30

INDIVIDUAL STATISTICS

RUSHING	L.A. — Tyler 17-60; Bryant 6-30, 1 TD; McCutcheon 5-10; Ferragamo 1-7. Pit. — Harris 20-46, 2 TDs; Bleier 10-25; Bradshaw 3-9; Thornton 4-4.
PASSING	L.A. — Ferragamo 25-15-1, 212; McCutcheon 1-1-0, 24, 1 TD. Pit. — Bradshaw 21-14-3, 309, 2 TDs.
RECEIVING	L.A. — Waddy 3-75; Bryant 3-21; Tyler 3-20; Dennard 2-32; Nelson 2-20; Hill 1-28; Smith 1-24, 1 TD; McCutcheon 1-16. Pit. — Swann 5-79, 1 TD; Stallworth 3-121, 1 TD; Harris 3-66; Cunningham 2-21; Thornton 1-22.

STEELERS HISTORY



Dallas 27



Pittsburgh 17

JANUARY 28, 1996 Sun Devil Stadium (76,347)



TEMPE, Ariz. — After producing 10 lopsided outcomes in its last 12 editions, the Super Bowl was due for some drama. Pittsburgh was up to the task and made a game of it, but the game turned on two interceptions by the game's Most Valuable Player, Dallas' Larry Brown as the Steelers fell to the Cowboys, 27-17.

The first of Brown's interceptions came midway through the third quarter. No Steelers receiver was within 10 yards when Brown accepted Neil O'Donnell's misfired pass at the Cowboys' 38 and returned it 44 yards to the Steelers' 18. Troy Aikman's pass to Michael Irvin took Dallas to the one, and Emmitt Smith scored to give the Cowboys a 20-7 lead.

The Steelers made it 20-10 with Norm Johnson's 46-yard field goal, and then recovered an onside kick. They reduced the gap to 20-17 when Bam Morris scored from the one with 6:36 to play. With 4:15 left, Pittsburgh had the ball again at its 32 after forcing Dallas to punt.

Two plays later, Brown intercepted O'Donnell at the Steelers' 39 and returned it to the six. Smith scored from the 4-yard line two plays later, and the Cowboys had locked up their record-tying fifth Super Bowl. The Steelers never led, and Dallas scored on its first three possessions—a three-yard pass from Aikman to tight end Jay Novacek and two field goals by Chris Boniol—for a 13-0 lead. Shortly before halftime, the Steelers made it 13-7 when O'Donnell threw a six-yard touchdown pass to Yancey Thigpen.

The statistical irony of the day was that O'Donnell entered the game as the NFL's career leader in fewest interceptions per pass attempt. On the game's final play, he was intercepted for the third time.

GAME SUMMARY

	1	2	3	4	F
Cowboys	10	3	7	7	27
STEELERS	0	7	0	10	17

TEAM	Q	TIME	PLAY	DRIVE	SCORE
DAL	1	12:05	Boniol 42 yd. FG	7:47; 2:55	0-3
DAL	1	5:03	Novacek 3 yd. pass from Aikman (Boniol kick)	8:75; 4:35	0-10
DAL	2	6:03	Boniol 35 yd. FG	14:62; 8:44	0-13
PIT	2	0:13	Thigpen 6 yd. pass from O'Donnell	13:54; 3:39	7-13
DAL	3	6:42	Smith 1 yd. run (Boniol kick)	2:18; 0:36	7-20
PIT	4	11:20	Johnson 46 yd. FG	11:52; 4:13	10-20
PIT	4	6:36	Morris 1 yd. run (Johnson kick)	9:52; 4:44	17-20
DAL	4	5:43	Smith 4 yd. run (Boniol kick)	2:6; 0:18	17-27

TEAM STATISTICS

	Cowboys	Steelers
1st Downs	15 (5-10-0)	25 (9-15-1)
3rd Downs	2-10 (20%)	9-19 (47%)
4th Downs	1-1 (100%)	2-4 (50%)
Total Net Yards	254	310
Plays-Avg.	50-5.1	84-3.7
Rushing Yards	56	103
Rush Att.-Avg.	25-2.2	31-3.3
Net Passing	198	207
Att.-Comp.-Int.	23-15-0	49-28-3
Sacks By	4-32	2-11
Punts-Avg.	5-38.2	4-44.8
Penalties	5-25	2-15
Fumbles-Lost	0-0	2-0
Time of Poss.	26:11	33:49

INDIVIDUAL STATISTICS

RUSHING	Dal. — Smith 18-49, 2 TDs; Johnston 2-8; Williams 1-2; Aikman 4(-3).
	Pit. — Morris 19-73, 1 TD; Pegram 6-15; Stewart 4-15; O'Donnell 1-0; Williams 1-0.
PASSING	Dal. — Aikman 23-15-0, 209, 1 TD.
	Pit. — O'Donnell 49-28-3, 239, 1 TD.
RECEIVING	Dal. — Irvin 5-76; Novacek 5-50-1 TD; Williams 2-29; Sanders 1-47; Johnston 1-4; Smith 1-3.
	Pit. — Hastings 10-98; Mills 8-78; Thigpen 3-19, 1 TD; Morris 3-18; Holliday 2-19; Williams 2-7.


Pittsburgh 21

Seattle 10
FEBRUARY 5, 2006 Ford Field (68,206)


DETROIT, Mich. — Pittsburgh won its fifth Super Bowl title as it captured a 21-10 victory over the Seattle Seahawks at Ford Field. The Steelers' fifth title matched the most in NFL history (S.F. 49ers and Dallas Cowboys).

Backed by a predominantly Pittsburgh crowd, the Steelers were led by Super Bowl MVP Hines Ward, who finished with a game-high 123 receiving yards on five catches (24.6 avg.) with one touchdown.

Pittsburgh struggled offensively in the first quarter as it failed to gain a first down, but found itself down only 3-0 after Seattle's Josh Brown booted a 47-yard field goal with 22 seconds remaining in the opening period.

The Steelers' offense came to life briefly on their first drive of the second quarter, but it was stalled as Ben Roethlisberger was picked off by the Seahawks' Michael Boulware.

Pittsburgh's defense continued to buckle down and halt any Seattle chances of extending its lead throughout the second quarter.

The Steelers finally got on the board late in the half as Roethlisberger dove into the end zone for a one-yard touchdown run, giving Pittsburgh a 7-3 halftime lead. It was his second postseason rushing touchdown and the first-ever by a Steelers' quarterback in a Super Bowl.

Pittsburgh stretched its lead to 14-3 on the second play of the second half as Willie Parker darted 75 yards for a score. The 75-yard run was the longest in Super Bowl history, surpassing L.A. Raider Marcus Allen's 74-yard run against Washington in Super Bowl XVIII.

After a missed field goal by Brown on Seattle's first drive of the second half, the Steelers appeared on the verge of breaking the game open by driving to the Seahawks' 7-yard line on the ensuing drive. However, Roethlisberger threw an interception at the 4-yard line to Kelly Herndon, which he returned 76 yards to the Pittsburgh 20. Three plays later Seattle scored on a 16-yard pass from Matt Hasselbeck to Jerramy Stevens to cut the lead to 14-10.

The Seahawks had an opportunity to take the lead early in the fourth quarter before Hasselbeck was picked off by Ike Taylor at the Steelers' 5-yard line. Taylor finished with a team-best seven tackles.

Pittsburgh all but sealed the game on a gadget play. Antwaan Randle El took a reverse handoff and threw a 43-yard strike to Ward, pushing the Pittsburgh lead to 21-10 with 8:56 left in the game. Randle El's touchdown pass was the first by a wide receiver in Super Bowl history.

The Steelers' defense clamped down on the final two Seattle possessions to post the victory. Pittsburgh's defense racked up three sacks.

Roethlisberger became the youngest starting quarterback to win a Super Bowl and finished 9-of-21 for 123 yards. Parker finished with a team-high 93 yards on 10 carries, while Jerome Bettis added 43 yards on 14 rushes.

GAME SUMMARY

	1	2	3	4	F
Seahawks	3	0	7	0	10
STEELERS	0	7	7	7	21

TEAM	Q	TIME	PLAY	DRIVE	SCORE
SEA	1	0:22	Brown 47 yd. FG	7-22; 3:39	0-3
PIT	2	1:55	Roethlisberger 1 yd. run (Reed kick)	11-59; 6:20	7-3
PIT	3	14:38	Parker 75 yd. run (Reed kick)	2-75; 0:22	14-3
SEA	3	6:45	Stevens 16 yd. pass from Hasselbeck (Brown kick)	3-20; 0:53	14-10
PIT	4	8:56	Ward 43 yd. pass from Randle El (Reed kick)	4-56; 1:50	21-10

TEAM STATISTICS

	Seahawks	Steelers
First Downs	20 (5-15-0)	14 (6-8-0)
Third Downs	5-17 (29%)	8-15 (53%)
Fourth Downs	1-2 (50%)	0-0 (0%)
Total Net Yards	396	339
Plays-Avg.	77-5.1	56-6.1
Rushing Yards	137	181
Rush Att.-Avg.	25-5.5	33-5.5
Net Passing	259	158
Sacks	1-8	3-14
Att.-Comp.-Int.	49-26-1	22-10-2
Punts-Avg.	6-50-2	6-48-7
Penalties	7-70	3-20
Fumbles-Lost	0-0	0-0
Time of Poss.	33:02	26:58

INDIVIDUAL STATISTICS

RUSHING	Sea. — Alexander 20-95; Hasselbeck 3-35; Strong 2-7.
	Pit. — Parker 10-93, 1 TD; Bettis 14-43; Roethlisberger 7-25, 1 TD; Ward 1-18; Haynes 1-2.
PASSING	Sea. — Hasselbeck 49-26-1, 273, 1 TD.
	Pit. — Roethlisberger 21-9-2, 123; Randle El 1-1-0, 43, 1 TD.
RECEIVING	Sea. — Ingram 6-70; Jurevicius 5-93; Jackson 5-50; Stevens 3-25, 1 TD; Strong 2-15; Hannam 2-12; Alexander 2-2; Morris 1-6.
	Pit. — Ward 5-123, 1 TD; Randle El 3-22; Wilson 1-20; Parker 1-1.



Pittsburgh 27



Arizona 23

FEBRUARY 1, 2009 Raymond James Stadium (70,774)



TAMPA, Fla. — Trailing by three points with only 2:30 left in the fourth quarter, Ben Roethlisberger led the Steelers on an eight-play, 78-yard scoring drive, punctuated by a six-yard touchdown pass to Santonio Holmes to clinch their NFL-record sixth Lombardi Trophy with a 27-23 victory over the Arizona Cardinals in Super Bowl XLIII.

Pittsburgh, which led most of the evening, struck first after Arizona deferred the opening kick. Jeff Reed booted an 18-yard field goal on the opening drive to make it 3-0.

Gary Russell increased that lead to 10-0 when he plunged in from one-yard out early in the second quarter. Arizona answered that score as Kurt Warner hit Ben Patrick in the back of the end zone on a one-yard scoring strike to cut the Pittsburgh lead to 10-7.

Arizona appeared as if they were going to take their first lead late in the first half, but James Harrison intercepted Warner at the goal-line, raced 100 yards and dove into the end zone with two Cardinals on his back for the longest interception return in Super Bowl history, and a 17-7 advantage at the half.

A 21-yard field goal by Reed in the third quarter upped the lead to 20-7.

Arizona got back onto the scoreboard midway through the fourth quarter as Warner tossed another one-yard score, this time to Larry Fitzgerald, cutting the Steelers' lead to 20-14. A costly holding penalty in the end zone against Steelers' Justin Hartwig gave the Cardinals a safety, further decreasing the Steelers' advantage to 20-16.

On the second play following the ensuing free kick, Warner found Fitzgerald on a 64-yard scoring strike through the middle of the Steelers' defense to give Arizona its first lead of the night, 23-20.

The Steelers were backed up to their own 12-yard line on the next drive, but Roethlisberger promptly completed four-of-six passes, three to Holmes, including a 40-yarder that moved the ball to the Arizona six. On second-and-goal, Roethlisberger threaded a perfect pass through three defenders and Holmes kept his toes in bounds for a six-yard touchdown reception and a 27-23 Steelers' lead with 35 seconds left.

Arizona had one more chance, but LaMarr Woodley sacked Warner, forcing a fumble to essentially end the game.

Holmes was named the game's MVP after catching nine passes for 131 yards (14.6 avg.) with one touchdown. Roethlisberger finished 21-of-30 for 256 yards with one touchdown and one interception.

Defensively, Woodley recorded both Steelers' sacks, giving him two sacks in each of his four postseason games, an NFL record.

GAME SUMMARY

	1	2	3	4	F
STEELERS	3	14	3	7	27
Cardinals	0	7	0	16	23

TEAM	Q	TIME	PLAY	DRIVE	SCORE
PIT	1	9:45	Reed 18 yd. FG	9-71; 5:15	3-0
PIT	2	14:01	Russell 1 yd. run (Reed kick)	11-69; 7:12	10-0
ARI	2	8:34	Patrick 1 yd. pass from Warner (Rackers kick)	9-83; 5:27	10-7
PIT	2	0:00	Harrison 100 yd. interception return (Reed kick)	—;—	17-7
PIT	3	2:11	Reed 21 yd. FG	16-79; 8:39	20-7
ARI	4	7:33	Fitzgerald 1 yd. pass from Warner (Rackers kick)	8-87; 3:57	20-14
ARI	4	2:58	Safety (Hartwig holding in endzone)	—;—	20-16
ARI	4	2:37	Fitzgerald 64 yd. pass from Warner (Rackers kick)	2-64; 0:21	20-23
PIT	4	0:35	Holmes 6 yd. pass from Roethlisberger (Reed kick)	8-78; 2:02	27-23

TEAM STATISTICS

	Steelers	Cardinals
First Downs	20 (4-12-4)	23 (2-20-1)
Third Downs	4-10 (40%)	3-8 (38%)
Fourth Downs	0-0 (0%)	0-0 (0%)
Total Net Yards	292	407
Plays-Avg.	58-5.0	57-7.1
Rushing Yards	58	33
Rush Att.-Avg.	26-2.2	12-2.8
Net Passing	234	374
Sacks	2-3	2-22
Att.-Comp.-Int.	30-21-1	43-31-1
Punts-Avg.	3-46.3	5-36.0
Penalties	7-56	11-106
Fumbles-Lost	0-0	2-1
Time of Poss.	33:01	26:59

INDIVIDUAL STATISTICS

RUSHING
Pit. — Parker 19-53; Moore 1-6; Roethlisberger 4-2; Russell 2(-3), 1 TD.
Ari. — James 9-33; Warner 1-0; Hightower 1-0; Arrington 1-0.

PASSING
Pit. — Roethlisberger 30-21-1, 256, 1 TD.
Ari. — Warner 43-31-1, 377, 3 TDs.

RECEIVING
Pit. — Holmes 9-131, 1 TD; Miller 5-57; Ward 2-43; Washington 1-11; Davis 1-6; Spaeth 1-6; Moore 1-4; Parker 1(-2).
Ari. — Boldin 8-84; Fitzgerald 7-127, 2 TDs; Breaston 6-71; James 4-28; Arrington 2-35; Hightower 2-13; Urban 1-18; Patrick 1-1, 1 TD.



Green Bay 31



Pittsburgh 25

FEBRUARY 6, 2011 *Cowboys Stadium (103,219)*

ARLINGTON, Texas — The Steelers could not overcome an early 18-point deficit and fell short in their quest for their seventh Super Bowl victory, losing to the Green Bay Packers 31-25 in Super Bowl XLV.

The Packers struck first when Aaron Rodgers found Jordy Nelson for a 29-yard touchdown pass late in the first quarter to give Green Bay a 7-0 lead. Only 24 seconds later, Steelers QB Ben Roethlisberger was picked off by Nick Collins, who returned it 37 yards for a touchdown to give the Packers a 14-0 lead at the end of the first quarter.

The Steelers scored early in the second quarter when Shaun Suisham connected from 33 yards to cut the Packers' lead to 14-3. On the Steelers' next possession, Roethlisberger was picked off again, and on the Packers' ensuing drive, Rodgers found Greg Jennings for a 21-yard touchdown to put Green Bay ahead 21-3.

The Steelers would cut the lead to 21-10 when Hines Ward caught an eight-yard touchdown pass from Roeth-

lisberger late in the first half. Ward finished the game with seven catches for 78 yards and one touchdown.

Pittsburgh cut the lead to 21-17 in the third quarter when Rashard Mendenhall scored from eight yards out. Mendenhall finished with a game-high 63 yards rushing and one touchdown.

The Steelers' defense forced the Packers to punt on every third-quarter possession, and the offense looked to take the lead. However, on the first play of the fourth quarter, Mendenhall fumbled and Green Bay recovered. The Packers marched down the field and Rodgers found Jennings again, this time for an eight-yard score, increasing their lead to 28-17. Rodgers finished the game with 304 yards passing with three touchdowns and no interceptions.

With 7:34 left in the fourth quarter, Roethlisberger found Mike Wallace for a 25-yard touchdown pass, and with a two-point conversion, the Steelers were only down 28-25.

On the Packers' next drive, Mason Crosby connected from 23 yards out to give Green Bay a six-point lead. The Steelers still had time, taking over with two minutes left in the game, but they failed to convert a fourth-and-five from their own 33-yard line, allowing Green Bay to win their fourth Super Bowl.

GAME SUMMARY

	1	2	3	4	F
STEELERS	0	10	7	8	25
Packers	14	7	0	10	31

TEAM	Q	TIME	PLAY	DRIVE	SCORE
GB	1	3:44	Nelson 29 yd. pass from Rodgers (Crosby kick)	9-80; 4:33	0-7
GB	1	3:20	Collins 37 yd. interception return (Crosby kick)	—; —	0-14
PIT	2	11:08	Suisham 33 yd. FG	13-49; 7:12	3-14
GB	2	2:24	Jennings 21 yd. pass from Rodgers (Crosby kick)	4-53; 2:04	3-21
PIT	2	0:39	Ward 8 yd. pass from Roethlisberger (Suisham kick)	7-77; 1:45	10-21
PIT	3	10:19	Mendenhall 8 yd. run (Suisham kick)	5-50; 2:20	17-21
GB	4	11:57	Jennings 8 yd. pass from Rodgers (Crosby kick)	8-55; 2:53	17-28
PIT	4	7:34	Wallace 25 yd. pass from Roethlisberger (Randle El rush)	7-66; 4:23	25-28
GB	4	2:07	Crosby 23 yd. FG	10-70; 5:27	25-31

TEAM STATISTICS

	Steelers	Packers
First Downs	15 (4-11-0)	19 (8-11-0)
Third Downs	6-13 (46%)	7-13 (54%)
Fourth Downs	0-0 (0%)	0-1 (0%)
Total Net Yards	338	387
Plays-Avg.	55-6.1	64-6.0
Rushing Yards	50	126
Rush Att.-Avg.	13-3.8	23-5.5
Net Passing	288	261
Att.-Comp.-Int.	39-24-0	40-25-2
Sacks By	1-2	3-16
Punts-Avg.	6-40.5	3-51.0
Penalties	7-67	6-55
Fumbles-Lost	1-0	1-1
Time of Poss.	26:35	33:25

INDIVIDUAL STATISTICS

RUSHING	Pit. — Mendenhall 14-63, 1 TD; Roethlisberger 4-31; Redman 2-19; Moore 3-13. G.B. — Starks 11-52; Rodgers 2(-1).
PASSING	Pit. — Roethlisberger 40-25-2, 263, 2 TDs. G.B. — Rodgers 39-24-0, 304, 3 TDs.
RECEIVING	Pit. — Wallace 9-89, 1 TD; Ward 7-78, 1 TD; Randle El 2-50; Sanders 2-17; Miller 2-12; Spaeth 1-9; Mendenhall 1-7; Brown 1-1. G.B. — Nelson 9-140, 1 TD; Jones 5-50; Jennings 4-64, 2 TDs; Driver 2-28; Jackson 1-14; Quarless 1-5; Hall 1-2; Crabtree 1-1.

Steelers in the Hall of Fame



ARTHUR J. ROONEY SR.

Founder, President, Chairman of the Board (1933-88) **ELECTED:** 1964

Born on January 27, 1901, in Coulterville, Pa., Art Rooney was one of the most influential personalities in the sport of football. Mr. Rooney, who was affectionately referred to as “The Chief”, founded the Steelers organization on July 8, 1933, with a \$2,500 purchase. Mr. Rooney helped orchestrate the NFL-AFL merger and kept the Steelers franchise afloat during the depression, World War II, many losing seasons and financial problems. Mr. Rooney won his first of four Super Bowl championships in 1974.



DANIEL M. ROONEY

President and Chairman (1955-2017) **ELECTED:** 2000

Born on July 20, 1932, in Pittsburgh’s North Side, Daniel M. Rooney was one of NFL’s most influential owners. Mr. Rooney contributed to the labor negotiations between the League and Players Association in 1982 and 1993 and was largely responsible for the NFL’s current realignment and scheduling format. Mr. Rooney was named the Steelers’ president in 1975, a title he held until passing it to his oldest son Art Rooney II in 2003.



BERT BELL

Co-owner (1940-45) **ELECTED:** 1963

Bert Bell was an owner of the Philadelphia Eagles (1933-’40) and co-owner of the Pittsburgh Steelers (1940-’45). Bell was named the NFL commissioner (1946-’59) and helped set up the league’s television and anti-gambling policies. He also oversaw the merger of the NFL and All-American Football League in 1949. Bell died on October 11, 1959, while watching a football game between his two former teams: Pittsburgh and Philadelphia.



BILL DUDLEY

Halfback (1942, 1945-46) **ELECTED:** 1966

Bill Dudley, nicknamed “Bullet Bill”, was a first-round draft pick of the Steelers in 1942 and finished his rookie season as the league’s leading rusher with 696 yards, earning him All-NFL honors. In 1946, he became the NFL’s first player to lead the league in four distinctly different statistical categories, including rushing, punt returns, interceptions and lateral passes attempted. That same year he was named the NFL’s Most Valuable Player. Dudley was a two-time All-NFL selection during his nine-year career.



JOHN “BLOOD” MCNALLY

Player (1934, 1937-38), Coach (1937-38) **ELECTED:** 1963

John “Blood” McNally played 14 seasons in the NFL with five different teams, including two stints with the Pittsburgh Pirates. He served as both a player and coach from 1937-38 for the Pirates and was considered possibly the best receiver in the NFL during his playing days.



WALT KIESLING

Player (1937-38), Coach (1939-44, 1954-56) **ELECTED:** 1966

Walt Kiesling spent 34 years in the NFL as a player, assistant coach and head coach. In 1939, Kiesling got his first head coaching job with Pittsburgh. He led the Steelers to their first winning season in franchise history in 1942. Kiesling left coaching in 1944, but returned in 1954 with the Steelers. His teams earned a reputation for playing rugged, hard-hitting football.

Steelers in the Hall of Fame

**BOBBY LAYNE**Quarterback (1958-62) **ELECTED:** 1967

Bobby Layne played five of his 15 NFL seasons with the Pittsburgh Steelers. He helped provide the Steelers with some of their finest seasons up to that point. Prior to Pittsburgh, Layne was a two-time All-NFL selection and was the league's scoring champion in 1956. His last-second touchdown pass won the 1953 NFL title game for the Detroit Lions.

**ERNIE STAUTNER**Defensive Tackle (1950-63) **ELECTED:** 1969

Ernie Stautner, considered one of the toughest players in league history by his teammates and opponents, was a nine-time Pro Bowl selection as he anchored Pittsburgh's defense for 14 seasons. He captured the NFL's Best Lineman Award in 1957 and was named all-league four times. Showing his gritty and hard-working attitude, Stautner missed just six games during his 14-year career despite having numerous broken ribs, shoulders, hands and a nose. The Steelers honored him by retiring his No. 70 jersey in 1964 following his retirement, and he became the first Steeler to have received that honor.

**JOE GREENE**Defensive Tackle (1969-81) **ELECTED:** 1987

The leader of the "Steel Curtain" defense during the 1970s, Joe Greene dominated the NFL during that decade and helped the Steelers to four Super Bowl victories. The team's No. 1 draft pick in 1969, Greene quickly became a presence in the league as he was named the NFL's Rookie of the Year and received the first of his 10 Pro Bowl invitations. He earned All-NFL honors five times and all-conference 11 straight years to begin his career. Greene was twice the league's Defensive Player of the Year and played a critical role in the Steelers' Super Bowl IX victory over the Minnesota Vikings with a pass interception and a fumble recovery. The Steelers retired Greene's No. 75 jersey during a halftime ceremony of the team's Nov. 2, 2014, game vs. Baltimore.

**JOHN HENRY JOHNSON**Fullback (1960-65) **ELECTED:** 1987

Originally drafted by the Pittsburgh Steelers in 1953, John Henry Johnson spent his first eight years in the NFL outside of the Steel City. However, Johnson enjoyed his finest seasons with the Steelers. In both 1962 and 1964, Johnson became the first Steeler to eclipse the 1,000-yard rushing barrier. After retiring in 1966 from the Houston Oilers, Johnson's 6,803 career rushing yards ranked him fourth at the time among the NFL's all-time top ground gainers behind only Jim Brown, Jim Taylor and Joe Perry.

**JACK HAM**Linebacker (1971-82) **ELECTED:** 1988

Playing all 12 seasons of his NFL career with the Pittsburgh Steelers, Jack Ham earned All-Pro or All-AFC honors in seven consecutive seasons (1973-79). He also was selected to play in eight straight Pro Bowls and was named the Football News Defensive Player of the Year in 1975. Ham won the starting linebacker job as a rookie and never looked back, playing in five AFC Championship games and three Super Bowls (sat out Super Bowl XIV due to injuries). His interception return against Oakland in the 1974 AFC Championship game that set up the Steelers' go-ahead touchdown, giving the team its first ever championship victory and a berth in Super Bowl IX.

Steelers in the Hall of Fame



MEL BLOUNT

Cornerback (1970-83) **ELECTED:** 1989

Melvin Cornell Blount, the Steelers' third-round pick in 1970, had superior size, speed, strength and intelligence. His physical style of play is widely credited for changing NFL pass defense rules. Blount played 14 seasons and 200 regular-season games in Pittsburgh and his 57 interceptions remain a Steelers record. Blount played in five Pro Bowls and was named an All-Pro four times and the NFL defensive MVP in 1975.



TERRY BRADSHAW

Quarterback (1970-83) **ELECTED:** 1989

Terry Paxton Bradshaw was the top-overall pick in the 1970 NFL Draft. Bradshaw led the Steelers to eight AFC Central division and four Super Bowl titles while calling his own plays. Bradshaw was named MVP in Super Bowls XIII and XIV and NFL MVP in 1978. Bradshaw finished his career with 27,989 yards passing and 212 touchdowns.



FRANCO HARRIS

Running Back (1972-83) **ELECTED:** 1990

Franco Harris is the Steelers' all-time leading rusher with 11,950 yards and all-time leader in rushing touchdowns (91). Harris, the Steelers' first-round pick in 1972, was a big power back who was on the receiving end of the "Immaculate Reception", which is widely recognized as the greatest play in NFL history. Harris was named Super Bowl IX MVP after rushing for a then-record 158 yards and a touchdown.



JACK LAMBERT

Linebacker (1974-84) **ELECTED:** 1990

John Harold Lambert was a two-time NFL Defensive Player of the Year, eight-time All-Pro and nine-time Pro-Bowler. He led the team in tackles in every season except his last, when he missed extensive action due to a severe toe injury that forced him to retire. Lambert, the Steelers' second-round draft pick in 1974, was noted for his vicious tackling and is recognized as the premier linebacker of his era.



CHUCK NOLL

Coach (1969-91) **ELECTED:** 1993

Charles Henry Noll was the first NFL head coach to win four Super Bowls. Noll won a team record 209 games in 23 seasons with the Steelers. He led the Steelers to their first ever postseason victories and was responsible for drafting 11 Pro Football Hall of Fame players.



MIKE WEBSTER

Center (1974-88) **ELECTED:** 1997

Michael Lewis Webster spent his first 15 NFL seasons in a Steelers uniform. Webster was the leader of one of the most dominant offensive lines of his era. He was very durable, missing only six games in his first 16 seasons while playing in 150 consecutive games. Webster was a seven-time All-Pro and played in nine Pro Bowls.



LYNN SWANN

Wide Receiver (1974-82) **ELECTED:** 2001

Lynn Curtis Swann was the Steelers' first-round draft pick in 1974. Swann filled the highlight reels with his graceful moves and leaping ability. Swann was at his best in the team's biggest games, and earned MVP honors for his performance in Super Bowl X when he caught four passes for 161 yards and a touchdown. Swann finished his career with 336 receptions for 5,462 yards and 51 touchdowns.

Steelers in the Hall of Fame

**JOHN STALLWORTH**Wide Receiver (1974-87) **ELECTED:** 2002

Johnny Lee Stallworth was the Steelers' fourth-round draft pick in 1974. He had 12 postseason touchdown catches and 17-consecutive postseason games with a reception. Stallworth set Super Bowl records for career average-per-catch (24.4 yards) and for single-game average (40.3), set in Super Bowl XIV. A two-time team MVP Stallworth retired as the Steelers' all-time leader in receptions (537) yards (8,723) 100-yards receiving games (25) and receiving touchdowns (63).

**ROD WOODSON**Cornerback (1987-96) **ELECTED:** 2009

Roderick Kevin Woodson was the Steelers' first-round draft pick in 1987. He was the 1993 NFL Defensive Player of the Year and a member of the NFL's 75th anniversary team. A three-time team MVP Woodson ranks fourth in team history with 38 interceptions. Woodson was selected to seven Pro Bowls, six AP All-Pro teams and was named to the 1990s All-Decade team. He returned five interceptions, two punts and two kickoffs for scores.

**JACK BUTLER**Cornerback (1951-59) **ELECTED:** 2012

John Bradshaw Butler played in 103 games as a cornerback for the Pittsburgh Steelers and was selected to the NFL's All-Decade Team of the 1950s. When he retired, Butler ranked as the NFL's second all-time leader with 52 career interceptions. The Pittsburgh native registered 827 return yards on interceptions, returning four for touchdowns. Butler also returned one fumble for a touchdown. Despite recording 25 interceptions in his first four seasons, Butler was not selected to his first of four career Pro Bowls until 1955. A season later he was named second-team All-NFL and would go on to earn first-team All-NFL honors in each of the following three seasons.

**DERMONTTI DAWSON**Center (1988-2000) **ELECTED:** 2012

Dermontti Fara Dawson was a second-round draft pick by the Steelers in 1988 and played guard as a rookie before replacing Hall of Famer Mike Webster at center in 1989. Dawson started for the majority of a 13-year career that saw him play in 184 games during the regular season, including 170 consecutive, the third longest streak in franchise history. He was named to seven consecutive Pro Bowls (1993-99), was a first team All-Pro for six straight years (1993-98) and was named to the NFL's All-Decade Team of the 1990s. During Dawson's 13-year career, which ties for the third-most seasons played in franchise history, he helped the Steelers win five division titles, appear in three AFC Championships and one Super Bowl, and record a winning record nine times.

**JEROME BETTIS**Running Back (1996-2005) **ELECTED:** 2015

Jerome Abram Bettis, Sr., "The Bus" was traded to the Steelers from the St. Louis Rams prior to the start of the 1996 season. He played in 192 regular-season games in his 13-year career, registering the sixth-most rushing yards (13,662) in NFL history. He eclipsed the 100-yard mark 61 times in the regular season and three times in the postseason. Bettis scored 78 rushing touchdowns as a Steeler, the second-most in franchise history. His career accolades include six Pro Bowls, first-team All-Pro twice, second-team All-Pro once and he was named the NFL's Comeback Player of the Year in 1996. He ended his career with a victory in his hometown of Detroit, Mich., as the Steelers captured their fifth Lombardi trophy in Super Bowl XL.

**KEVIN GREENE**Linebacker (1993-95) **ELECTED:** 2016

Prior to the start of the 1993 season, the Steelers signed free agent Kevin Greene, who would play three seasons for Pittsburgh. As a Steeler, Greene recorded 35.5 sacks from 1993-95, which are the second-most sacks in any three-year span in team history. In his 15-year NFL career, Greene totaled 160 sacks, 26 fumble recoveries, five interceptions, and recorded three safeties. His 160 sacks still rank third all-time in NFL history. Greene was a three-time first-team All-Pro (1989, 1994 and 1996) and a five-time Pro Bowler (1989, 1994-96 and 1998). He was also named to the NFL's All-Decade Team of the 1990s.

Steelers in the Hall of Fame



BILL COWHER

Head Coach (1992-2006) **ELECTED:** 2020

William Laird Cowher served as the head coach for the Pittsburgh Steelers for 15 seasons. He led the team to 10 playoff appearances including eight division championships and two Super Bowls – capturing one Lombardi Trophy when the Steelers defeated the Seattle Seahawks 21-10 in Super Bowl XL. Cowher had an overall career record of 161-99-1 with a remarkable winning percentage of .619.



TROY POLAMALU

Safety (2003-14) **ELECTED:** 2020

Troy Polamalu played his entire 12-year NFL career (2003-14) with Pittsburgh. He was selected by the Steelers with the 16th overall pick of the 2003 NFL Draft. A two-time Super Bowl champion (XL and XLIII), Polamalu also was a four-time first team All-Pro selection, a two-time second team All-Pro selection, the 2010 NFL Defensive Player of the Year, an eight-time Pro Bowler and a member of both the NFL 2000s All-Decade Team and Steelers All-Time Team. Polamalu, the 16th safety inducted into the Pro Football Hall of Fame, redefined the way the position was played. His career totals include 12.0 sacks, 32 interceptions, 13 forced fumbles and seven fumble recoveries during the regular season, and his post-season numbers include one half-sack and three interceptions, one of which he returned for a touchdown.



DONNIE SHELL

Safety (1974-87) **ELECTED:** 2020

Donnie Shell intercepted at least one pass in each of his 14 seasons with the Steelers. His 51 interceptions made him the first strong safety in the history of the National Football League to surpass the 50-interception mark. Shell was named to the first of his five consecutive Pro Bowl teams following the 1978 season. He was also named first- or second-team All-Pro five times ('78-'82). In '80, Shell led all Steelers defenders with a career-high seven interceptions and was named the team's MVP. In '84, he duplicated his team- and career-best seven-interception effort. Shell led or shared the lead in interceptions five out of seven years. Shell led the team in tackles in both 1982 and '84, and was the leading tackler in the Steelers secondary for six straight years (1981-86). His 51 career interceptions rank him third in Steelers history, behind Hall of Famers Mel Blount (57) and Jack Butler (52), and his 19 opponent fumble recoveries are just behind Hall of Famer Jack Ham (21) as a second-best performance by a Steeler.

Notes: Other Hall of Famers who spent part of their careers with the Steelers include: **Tony Dungy** (Player 1977-78, Coach 1981-88, elected 2016), **Cal Hubbard** (Player 1936, elected 1963), **Marion Motley** (Player 1955, elected 1968), **Earle (Greasy) Neale** (Coach 1943, elected 1969), **Bill Hewitt** (Player 1943, elected 1971), **Len Dawson** (Player 1957-1959, elected 1987) and **Dick LeBeau** (Coached from 1992-1996, 2004-14, elected 2010).

Steelers in the Hall of Fame

BILL NUNNContributor (1968-2014) **ELECTED:** 2021

From their inception in 1933 through the 1971 season, the Pittsburgh Steelers made exactly one postseason appearance, losing a divisional playoff game in 1947.

The organization's fortunes would change dramatically in the 1970s, and a key figure in the transformation from perennial losers to four-time Super Bowl champions in a six-season span was Bill Nunn, a scout and later the assistant director of player personnel for the team from 1968 to 2013.

A look at the team photo of the 1974 Steelers, winners of Super Bowl IX, illustrates Nunn's influence. In the picture are 11 players from Historically Black Colleges and Universities, including three future members of the Pro Football Hall of Fame: Mel Blount, Donnie Shell and John Stallworth. Nunn was integral in the Steelers finding talented players from HBCUs, giving the team an advantage over others in the NFL at that time.

In addition to players from HBCUs, Nunn also found diamonds in the rough of smaller programs across the country. One success story was Jack Lambert (Kent State), who went onto a Hall of Fame career.

**ALAN FANECA**Guard (1992-2006) **ELECTED:** 2021

Alan Faneca, a 6'4", 322-pound guard out of LSU, was drafted in the first round of the 1998 NFL Draft by the Pittsburgh Steelers. He was inserted into the starting lineup in Week 6 of his rookie year against the Cincinnati Bengals and helped the Steelers offense compile 257 yards on the ground that day. Faneca missed only two starts for the remainder of his 206-game career.

Faneca, who earned All-Rookie acclaim in 1998, helped the Steelers post 10-plus wins five times including regular-season records of 13-3 (2001) and 15-1 (2004).

In all, Faneca won four division titles and earned one Wild Card berth with the Steelers and added a sixth career playoff appearance with the New York Jets in 2009.

Faneca started 14 playoff games including four AFC championship games and a Steelers victory in Super Bowl XL.

He earned his first Pro Bowl honor following the '01 season which began a string of nine straight Pro Bowl nominations (2002-2010). Faneca was named first- or second-team All-Pro eight straight times and was named All-AFC seven times (2001-07).

Faneca was a mauler in the run game and he helped his team secure 11 top 10 rankings in run offense during his 13 seasons in the NFL. He blocked for nine 1,000-yard rushers, five 3,000-yard passers and is a member of the NFL's All-Decade Team of the 2000s.



Steelers Hall of Honor




HALL OF HONOR

The Pittsburgh Steelers **Hall of Honor**, established with its inaugural class of 27 members in 2017, is comprised of former players, coaches, and front office personnel who were integral in creating and sustaining the franchise's success dating back to when the team was founded in 1933.

In 2023, the Steelers added their seventh class, inducting legends James Harrison, Ray Mansfield, Gerry Mullins and Aaron Smith.

Each Hall of Honor inductee receives a replica of a solid steel football, which replicates the original that was given to Steelers' founder Art Rooney Sr. by the United States Steel Corporation and United Steel Workers in 1982 on the occasion of the team's 50th Season. They will be part of a display to be located inside the FedEx Great Hall at Heinz Field.



Steelers Hall of Honor

HALL OF HONOR INDUCTEES

Jerome Bettis	2017	Bobby Layne	2017
Rocky Bleier	2018	Louis Lipps	2021
Mel Blount	2017	Greg Lloyd	2020
Terry Bradshaw	2017	Ray Mansfield	2023
Larry Brown	2019	Ray Mathews	2022
Jack Butler	2017	John McNally	2017
Myron Cope	2022	Heath Miller	2022
Bill Cowher	2019	Gerry Mullins	2023
Buddy Dial	2018	Elbie Nickel	2019
Sam Davis	2022	Bill Nunn	2017
Dermontti Dawson	2017	Chuck Noll	2017
Bill Dudley	2017	Troy Polamalu	2020
Alan Faneca	2018	Art Rooney, Jr.	2018
James Farrior	2020	Arthur J. Rooney, Sr.	2017
Joe Greene	2017	Daniel M. Rooney	2017
Kevin Greene	2017	Andy Russell	2017
L.C. Greenwood	2017	Donnie Shell	2017
Jack Ham	2017	Aaron Smith	2023
Franco Harris	2017	John Stallworth	2017
James Harrison	2023	Ernie Stautner	2017
Dick Hoak	2017	Lynn Swann	2017
Tunch Ilkin	2021	Mike Wagner	2020
John Henry Johnson	2017	Hines Ward	2017
Walt Kiesling	2017	Mike Webster	2017
Jon Kolb	2021	Dwight White	2020
Jack Lambert	2017	Rod Woodson	2017
Carnell Lake	2021		

The following are the guidelines for eligibility to be considered for the Steelers' Hall of Honor:

Former Players:

- Retired for at least three seasons
- Must have played for the Steelers for a minimum of three seasons
- Should possess noteworthy career highlights, records, and achievements

Former Coaches and Contributors:

- Significant contributions to the team and community

Steelers All-Time Uniforms



1933



1934



1943



1954



1960



1963



1967

Steelers

Steelers All-Time Uniforms



1974



1975



1978



1988

Steelers Postseason Experience

STEELERS WITH POSTSEASON EXPERIENCE AS STEELERS (31)

9 games	(1)	K Chris Boswell
8 games	(1)	DT Cameron Heyward
3 games	(3)	S Minkah Fitzpatrick, LB Alex Highsmith, LB T.J. Watt, CB Cameron Sutton
2 games	(7)	DT Montravious Adams Sr., TE Pat Freiermuth, RB Najee Harris, S Miles Killebrew, LS Christian Kuntz, DL Isaiahh Loudermilk, T Dan Moore Jr.
1 game	(18)	G Spencer Anderson, WR Calvin Austin III, DT Keanuu Benton, G James Daniels, G Nate Herbig, LB Nick Herbig, TE Connor Heyward, OT Broderick Jones, DL Larry Ogunjobi, WR George Pickens, CB Joey Porter Jr., LB Elandon Roberts, LB Mark Robinson, G Isaac Seumalo, RB Jaylen Warren, TE Darnell Washington, TE Rodney Williams, S Damontae Kazee

STEELERS WITH POSTSEASON EXPERIENCE ON OTHER NFL TEAMS (22)

16 games	(1)	QB Russell Wilson (Seattle)
11 games	(1)	LB Elandon Roberts (New England, Miami)
9 games	(1)	G Isaac Seumalo (Philadelphia)
8 games	(1)	DL Dean Lowry (Green Bay)
7 games	(1)	Scotty Miller (Tampa Bay)
6 games	(1)	WR Van Jefferson (L.A. Rams)
5 games	(5)	P Cameron Johnston (Philadelphia, Houston), TE MyCole Pruitt (Minnesota, Atlanta), Cordarrelle Patterson (Minnesota, New England, Chicago), LB Patrick Queen (Baltimore), Quez Watkins (Philadelphia)
3 games	(3)	Anthony Averett (Baltimore), CB Cameron Sutton (Detroit), S DeShon Elliott (Baltimore, Miami), S Damontae Kazee (Atlanta, Dallas), DT Larry Ogunjobi (Cleveland, Cincinnati)
2 games	(2)	DT Montravious Adams Sr. (Green Bay), G Nate Herbig (Philadelphia), Josiah Scott (Philadelphia)
1 games	(4)	LB Cole Holcomb (Washington), Miles Killebrew (Detroit), Jeremiah Moon (Baltimore)

STEELERS WITH SUPER BOWL EXPERIENCE (6)

3 games	(1)	LB Elandon Roberts (New England, Miami)
2 games	(2)	G Isaac Seumalo (Philadelphia), QB Russell Wilson (Seattle)
1 game	(4)	WR Van Jefferson (L.A. Rams), Cordarrelle Patterson (New England), Quez Watkins (Philadelphia)



T.J. WATT

Notes: LB T.J. Watt (knee) missed the 2023 postseason ... DT Cameron Heyward (pectoral) was on the team's Reserve/Injured List for the 2016 postseason.

Steelers in the Postseason (36-29)



YEAR	Record	Game	Date	Opponent	Attendance	Steelers	Opp.	Result
1947	8-4	Eastern Division Playoff	12/21/47	Philadelphia	35,729	0	21	L
1962	9-5	Playoff Bowl	1/6/63	Detroit	36,284	10	17	L
1972 ●	11-3	AFC Divisional Playoff	12/23/72	Oakland	50,327	13	7	W
		AFC Championship	12/31/72	Miami	50,845	17	21	L
1973	10-4	AFC Divisional Playoff	12/22/73	at Oakland	52,646	14	33	L
1974 ●●	10-3-1	AFC Divisional Playoff	12/22/74	Buffalo	49,841	32	14	W
		AFC Championship	12/29/74	at Oakland	53,800	24	13	W
		Super Bowl IX	1/12/75	Minnesota	80,997	16	6	W
1975 ●●	12-2	AFC Divisional Playoff	12/27/75	Baltimore	49,557	28	10	W
		AFC Championship	1/4/76	Oakland	50,609	16	10	W
		Super Bowl X	1/18/76	Dallas	80,187	21	17	W
1976 ●	10-4	AFC Divisional Playoff	12/19/76	at Baltimore	59,296	40	14	W
		AFC Championship	12/26/76	at Oakland	53,821	7	24	L
1977 ●	9-5	AFC Divisional Playoff	12/24/77	at Denver	75,059	21	34	L
1978 ●●	14-2	AFC Divisional Playoff	12/30/78	Denver	50,230	33	10	W
		AFC Championship	1/7/79	Houston	50,725	34	5	W
		Super Bowl XIII	1/21/79	Dallas	79,484	35	31	W
1979 ●●	12-4	AFC Divisional Playoff	12/30/79	Miami	50,214	34	14	W
		AFC Championship	1/6/80	Houston	50,475	27	13	W
		Super Bowl XIV	1/20/80	L.A. Rams	103,985	31	19	W
1982	6-3	AFC Tournament	1/9/83	San Diego	53,546	28	31	L
1983 ●	10-6	AFC Divisional Playoff	1/1/84	at L.A. Raiders	90,380	10	38	L
1984 ●	9-7	AFC Divisional Playoff	12/30/84	at Denver	74,981	24	17	W
		AFC Championship	1/6/85	at Miami	76,029	28	45	L
1989	9-7	AFC Wild Card Game	12/31/89	at Houston	58,306	26	23	W (OT)
		AFC Divisional Playoff	1/7/90	at Denver	75,868	23	24	L
1992 ●	11-5	AFC Divisional Playoff	1/9/93	Buffalo	60,407	3	24	L
1993	9-7	AFC Wild Card Game	1/8/94	at Kansas City	75,868	24	27	L (OT)
1994 ●	12-4	AFC Divisional Playoff	1/7/95	Cleveland	58,185	29	9	W
		AFC Championship	1/15/95	San Diego	61,545	13	17	L

● AFC Central Champion ● AFC Champion

STEELERS HISTORY

Steelers in the Postseason (36-28)

YEAR	Record	Game	Date	Opponent	Attendance	Steelers	Opp.	Result
1995	● 11-5	AFC Divisional Playoff	1/6/96	Buffalo	50,072	40	21	W
		AFC Championship	1/14/96	Indianapolis	61,062	20	16	W
		Super Bowl XXX	1/28/96	Dallas	76,347	17	27	L
1996	● 10-6	AFC Wild Card Game	12/29/96	Indianapolis	58,078	42	14	W
		AFC Divisional Playoff	1/5/97	at New England	60,188	3	28	L
1997	● 11-5	AFC Divisional Playoff	1/3/98	New England	61,228	7	6	W
		AFC Championship	1/11/98	Denver	61,382	21	24	L
2001	● 13-3	AFC Divisional Playoff	1/20/02	Baltimore	63,976	27	10	W
		AFC Championship	1/27/02	New England	64,704	17	24	L
2002	● 10-5-1	AFC Wild Card Game	1/5/03	Cleveland	62,595	36	33	W
		AFC Divisional Playoff	1/11/03	at Tennessee	68,809	31	34	L (OT)
2004	● 15-1	AFC Divisional Playoff	1/15/05	N.Y. Jets	64,915	20	17	W (OT)
		AFC Championship	1/23/05	New England	65,242	27	41	L
2005	● 11-5	AFC Wild Card Game	1/8/06	at Cincinnati	65,870	31	17	W
		AFC Divisional Playoff	1/15/06	at Indianapolis	57,449	21	18	W
		AFC Championship	1/22/06	at Denver	76,174	34	17	W
		Super Bowl XL	2/5/06	Seattle	68,206	21	10	W
2007	● 10-6	AFC Wild Card Game	1/5/08	Jacksonville	63,629	29	31	L
2008	● 12-4	AFC Divisional Game	1/11/09	San Diego	63,899	35	24	W
		AFC Championship Game	1/18/09	Baltimore	65,350	23	14	W
		Super Bowl XLIII	2/1/09	Arizona	70,774	27	23	W
2010	● 12-4	AFC Divisional Playoff	1/15/11	Baltimore	64,879	31	24	W
		AFC Championship Game	1/23/11	N.Y. Jets	66,662	24	19	W
		Super Bowl XLV	2/6/11	Green Bay	103,219	25	31	L
2011	12-4	AFC Wild Card Game	1/8/12	at Denver	75,970	23	29	L (OT)
2014	● 11-5	AFC Wild Card Game	1/3/15	Baltimore	62,780	17	30	L
2015	10-6	AFC Wild Card Game	1/9/16	at Cincinnati	63,257	18	16	W
		AFC Divisional Playoff	1/17/16	at Denver	76,956	16	23	L
2016	● 11-5	AFC Wild Card	1/8/17	Miami	62,726	30	12	W
		AFC Divisional Playoff	1/15/17	at Kansas City	75,678	18	16	W
		AFC Championship	1/22/17	at New England	66,829	17	36	L
2017	● 13-3	AFC Divisional Playoff	1/14/18	Jacksonville	64,524	42	45	L
2020	● 12-4	AFC Super Wild Card	1/10/21	Cleveland	-	37	48	L
2021	9-7-1	AFC Super Wild Card	1/16/22	at Kansas City	73,253	21	42	L
2023	10-7	AFC Super Wild Card	1/15/23	at Buffalo	70,040	17	31	L

● AFC Central Champion ● AFC Champion ● AFC North Champion

Steelers Longest Plays

LONGEST RUNS FROM SCRIMMAGE

97t	Bobby Gage (12/04/1949 at Chicago Bears)
87t	John Henry Johnson (12/11/1960 vs. Philadelphia)
85t	John Fuqua (12/20/1970 at Philadelphia)
81	Le'Veon Bell (09/21/2014 at Carolina)
80t	Willie Parker (12/24/2005 at Cleveland)
80t	Kordell Stewart (12/22/1996 at Carolina)
77t	Dick Hoak (10/20/1968 vs. New Orleans)
76	Jonathan Dwyer (10/09/2011 vs. Tennessee)
76	Willie Parker (11/12/2006 vs. New Orleans)
75t*	Willie Parker (02/05/2006 vs. Seattle)
75t	Franco Harris (11/19/1972 at Cleveland)
75	Sidney Thornton (09/23/1979 vs. Baltimore)
75	Buist Warren (11/11/1945 vs. Chicago Cardinals)

LONGEST PASS PLAYS

97t	Ben Roethlisberger-Juju Smith-Schuster (11/25/2018 at Denver)
97t	Ben Roethlisberger-Juju Smith-Schuster (10/29/2017 at Detroit)
95t	Ben Roethlisberger-Mike Wallace (10/23/2011 at Arizona)
94t	Ben Roethlisberger-Martavis Bryant (12/07/2014 at Cincinnati)
90t	Kordell Stewart-Bobby Shaw (12/16/2001 at Baltimore)
90	Bubby Brister-Dwight Stone (10/14/1990 at Denver)
90	Terry Bradshaw-Mark Malone (11/08/1981 at Seattle)
89t	Neil O'Donnell-Dwight Stone (09/01/1991 vs. San Diego)
89t	Bubby Brister-Louis Lipps (11/13/1988 vs. Philadelphia)
88t	Landry Jones-Martavis Bryant (10/18/2015 vs. Arizona)
88t	Rudy Bukich-Buddy Dial (10/22/1961 vs. Cleveland)
87t	Charlie Batch-Heath Miller (09/07/2006 vs. Miami)
87t	Terry Bradshaw-Dave Smith (12/06/1970 vs. Green Bay)
87t	Bill Nelsen-Gary Ballman (11/28/1965 vs. Cleveland)
86t	Mason Rudolph-George Pickens (12/23/2023 vs. Cincinnati)
85t	Ben Roethlisberger-Hines Ward (09/25/2005 vs. New England)
84t	Ben Roethlisberger-Chase Claypool (09/20/2020 vs. Denver)
84t	Mike Tomczak-Charles Johnson (12/24/1994 at San Diego)
84t	Ron Smith-Roy Jefferson (09/18/1966 vs. Detroit)
83	Ben Roethlisberger-Santonio Holmes (12/20/2007 at St. Louis)
82t	Ben Roethlisberger-Mike Wallace (10/11/2012 at Tennessee)
82t	Ben Roethlisberger-Mike Wallace (09/25/2011 at Indianapolis)
81t	Josh Miller-Chris Hope (12/28/2003 at Baltimore)
81t	Terry Bradshaw-Ron Shanklin (11/29/1970 vs. Cleveland)
80t	Ben Roethlisberger-Martavis Bryant (11/09/2014 at N.Y. Jets)
80t	Bubby Brister-Louis Lipps (12/04/1988 at Houston)
80t	Bubby Brister-Louis Lipps (09/11/1988 at Washington)
80t	David Woodley-Louis Lipps (09/02/1984 vs. Kansas City)
80t	Merlyn Condit-Bill Dudley (10/27/1946 at Boston)

LONGEST PUNTS

82	Joe Geri (11/20/1949 at Green Bay)
79	Jordan Berry (10/18/2015 vs. Arizona)
79	Drew Butler (12/09/2012 vs. San Diego)
75	Bobby Joe Green (1960)
75	Josh Miller (12/02/1999 at Jacksonville)
74	Brad Wing (12/07/2014 at Cincinnati)
74	Craig Colquitt (12/07/1981 at Oakland)
74	Bob Cifers (1947)
73	Josh Miller (09/20/1998 at Miami)
72	Josh Miller (11/30/2003 vs. Cincinnati)
72	Josh Miller (10/26/1997 vs. Jacksonville)

LONGEST PUNT RETURNS

90	Brady Keys (09/20/1964 vs. N.Y. Giants)
85t	Diontae Johnson (12/08/2019 at Arizona)
84t	Antwaan Randle El (10/26/2003 vs. St. Louis)
82	Brady Keys (09/22/1963 vs. N.Y. Giants)
81t	Antwaan Randle El (01/01/2006 vs. Detroit)
80t	Rod Woodson (10/25/1992 at Kansas City)
80t	Roy Jefferson (11/10/1968 at St. Louis)
76t	Louis Lipps (11/19/1984 at New Orleans)
72t	Antwaan Randle El (12/18/2005 at Minnesota)
72t	Antwaan Randle El (10/16/2005 vs. Jacksonville)
72t	Andre Hastings (09/10/1995 at Houston)

LONGEST KICKOFF RETURNS

101t	Don McCall (11/23/1969 at Minnesota)
99t	Antwaan Randle El (10/13/2002 at Cincinnati)
98t	Allen Rossom (09/23/2007 vs. San Francisco)
98t	Will Blackwell (12/24/2000 at San Diego)
97t	Will Blackwell (10/05/1997 at Baltimore)
96t	Juju Smith-Schuster (12/31/2017 vs. Cleveland)
96t	Billy Wells (10/13/1957 vs. Chicago Cardinals)
95t	Larry Anderson (10/15/1978 at Cleveland)
94t	Mike Collier (10/26/1975 at Green Bay)
93t	Jim Butler (10/30/1966 at Dallas)
93t	Lynn Chandnois (10/03/1953 vs. N.Y. Giants)
93t	Lynn Chandnois (10/12/1952 at Philadelphia)

LONGEST INTERCEPTION RETURNS

100t*	James Harrison (02/01/2009 vs. Arizona)
99t	Martin Kottler (09/27/1933 vs. Chicago Cardinals)
96t	Minkah Fitzpatrick (11/03/2019 vs. Indianapolis)
91	Jack Hinkle (10/09/1943 vs. N.Y. Giants)
89t	Lawrence Timmons (11/30/2008 at New England)
86t	Gene Edwards (09/30/1973 at Houston)
84	Joey Porter (09/15/2002 vs. Oakland)
82t	Keyaron Fox (10/25/2009 vs. Minnesota)
82t	Jim Bradshaw (10/24/1965 at Philadelphia)
82t	Tony Compagno (11/07/1948 vs. Green Bay)
81t	Russ Craft (10/17/1954 vs. Cleveland)
80t	Bill Dudley (11/03/1946 vs. Washington)

LONGEST FIELD GOALS

59	Chris Boswell (11/08/2020 at Dallas)
59	Chris Boswell (10/02/2022 vs. N.Y. Jets)
57	Chris Boswell (09/24/2023 at Las Vegas)
56	Chris Boswell (12/07/2023 vs. New England)
56	Chris Boswell (09/19/2021 vs. Las Vegas)
55	Chris Boswell (10/16/2022 vs. Tampa Bay)
55	Kris Brown (10/14/2001 at Kansas City)
55	Gary Anderson (11/25/1984 vs. San Diego)
54	Chris Boswell (11/08/2021 vs. Chicago)
54	Gary Anderson (12/08/1991 at Houston)
53	Chris Boswell (10/22/2023 at L.A. Rams)
53	Chris Boswell (09/11/2022 at Cincinnati)
53	Chris Boswell (12/05/2021 vs. Baltimore)
53	Chris Boswell (11/26/2017 vs. Green Bay)
53	Shaun Suisham (11/09/2014 at N.Y. Jets)
53	Jeff Reed (11/08/2010 at Cincinnati)
53	Jeff Reed (09/21/2008 at Philadelphia)
53	Gary Anderson (10/21/1984 at Indianapolis)
52	Chris Boswell (09/18/2023 vs. Cleveland)
52	Chris Boswell (09/18/2022 vs. New England)
52	Matthew Wright (11/28/2022 at Indianapolis)
52	Chris Boswell (11/08/2021 vs. Chicago)
52	Chris Boswell (10/17/2021 vs. Seattle)
52	Chris Boswell (10/03/2021 at Green Bay)
52	Chris Boswell (12/10/2017 vs. Baltimore)
52	Shaun Suisham (10/11/2012 at Tennessee)
52	Jeff Reed (09/12/2010 vs. Atlanta)
52	Kris Brown (09/30/2001 at Buffalo)
52	Kris Brown (12/11/2000 vs. Philadelphia)
52	Norm Johnson (11/09/1997 vs. Baltimore)
52	Gary Anderson (11/13/1988 vs. Philadelphia)
52	Gary Anderson (11/22/1987 at Cincinnati)
52	Gary Anderson (11/17/1985 at Houston)

LONGEST FUMBLE RETURNS

102t	Travis Davis (12/26/99 vs. Carolina)
94t	Greg Best (10/16/83 vs. Cleveland)

LONGEST BLOCKED KICK RETURNS

83t	Dale Dodrill (12/14/1952 at L.A. Rams)
-----	--

* Playoff Game

Steelers Opponent Longest Plays

LONGEST RUNS FROM SCRIMMAGE

94t	O.J. Simpson (10/29/1972 at Buffalo)
93t	Terrelle Pryor (10/27/2013 at Oakland)
90t	Lenoard Fournette (10/08/2017 vs. Jacksonville)
88t	O.J. Simpson (09/28/1975 vs. Buffalo)
88t	Parker Hall (10/29/1939 vs. Cleveland Rams)
82t	Derrick Alexander (12/18/1999 vs. Kansas City)
79t	Ollie Matson (11/25/1956 vs. Chicago Cardinals)
78t	Kevan Barlow (11/17/2003 at San Francisco)
78t*	Curtis Martin (01/05/1997 at New England)
77t	Greg Bell (12/15/1985 vs. Buffalo)
74t	Miles Sanders (10/11/2020 vs. Philadelphia)
72t	Javon Walker (11/05/2006 vs. Denver)
69	Jerome Ford (09/18/2023 vs. Cleveland)
67	Isaiah Crowell (01/01/2017 vs Cleveland)
65t	Christian McCaffrey (09/10/2023 vs. San Francisco)
65t	James Brooks (10/08/1989 vs. Cincinnati)
65	Joe Morris (12/21/1985 at N.Y. Giants)

LONGEST PASS PLAYS

99t	Frank Filchock-Andy Farkas (10/15/1939 vs. Washington)
98t	Josh Allen-Gabe Davis (10/09/2022 at Buffalo)
98t	Earl Morrall-Homer Jones (09/11/1966 vs. N.Y. Giants)
96t	Frank Ryan-Ollie Matson (10/01/1961 vs. Cleveland Rams)
95t	Joe Flacco-Mike Wallace (11/06/2016 at Baltimore)
88t	Steve Beuerlein-Patrick Jeffers (12/26/1999 vs. Carolina)
88t	Dave Ryan-John Greene (11/10/1946 at Detroit)
87t	Norm Snead-Timmy Brown (10/04/1964 at Philadelphia)
86t	Drew Bledsoe-Terry Glenn (12/06/1998 vs. New England)
86t	Boomer Esiason-Eddie Brown (11/06/1988 at Cincinnati)
86t	Bob Griese-Paul Warfield (11/14/1971 at Miami)
84t	Greg Landry-Ron Jessie (09/16/1973 vs. Detroit)
83*	Kelly Holcomb-Kevin Johnson (01/05/2003 vs. Cleveland)
83t	Dak Prescott-Ezekiel Elliott (11/13/2016 vs. Dallas)
83t	Aaron Rodgers-Greg Lewis (12/30/2009 vs. Green Bay)
82t	Len Dawson-Otis Taylor (10/18/1971 at Kansas City)
81t	Andy Dalton-A.J. Green (12/07/2014 at Cincinnati)
81t	Jack Trudeau-Jessie Hester (11/22/1992 vs. Indianapolis)
81t	Tom Brady-Aaron Dobson (11/03/2013 at New England)
80t	Jake Browning-Tee Higgins (12/23/2023 vs. Cincinnati)
80t	Russell Wilson-Doug Baldwin (11/29/2015 at Seattle)
80t	Zach Mettenberger-Nate Washington (11/17/2014 at Tennessee)
80t*	Tim Tebow-Demaryius Thomas (01/8/2012 at Denver)
80t	Peyton Manning-Marvin Harrison (11/28/2005 at Indianapolis)
80t	Todd Bouman-Michael Bennett (12/02/2001 vs. Minnesota)

LONGEST PUNTS

84	Harry Newsome (12/20/1992 vs. Minnesota)
78	Craig Henrich (01/02/2000 vs. Tennessee)
71	Todd Sauerbrun (09/13/1998 vs. Chicago)
69	Ryan Quigley (11/09/2014 at N.Y. Jets)
69	Greg Coleman (09/21/1986 at Minnesota)
68	Dan Pastorini (11/09/1975 vs. Houston)
68	Ethan Evans (10/22/2023 at L.A. Rams)
67	Logan Cooke (11/22/2020 at Jacksonville)
67	Ryan Allen (09/10/2015 at New England)
67	Kevin Huber (12/12/2010 vs. Cincinnati)
67	Kyle Larson (09/24/2006 vs. Cincinnati)
66	Michael Dickson (12/31/2023 at Seattle)
66	Jordan Stout (01/06/2024 at Baltimore)
66	Bryce Staring (10/07/2023 vs. New England)
66	Brandon Fields (10/24/2010 at Miami)
66	Andy Lee (09/23/2007 vs. San Francisco)
66	Darren Bennett (10/01/1995 vs. San Diego)
65	Corey Bojorquez (11/19/2023 at Cleveland)

LONGEST PUNT RETURNS

96t	Bill Dudley (12/03/1950 vs. Washington)
94t	Charlie Rogers (09/26/1999 vs. Seattle)
91t	Eric Metcalf (10/24/1993 at Cleveland)
90t	Bob Hayes (12/08/1968 at Dallas)
88t*	Jermaine Lewis (01/20/2002 vs. Baltimore)
87t	Dennis Northcutt (11/02/2002 at Cleveland)
87t	Tommy Vigorito (09/10/1981 at Miami)
87t	Rick Upchurch (11/06/1977 at Denver)
81t	Robbie Martin (11/24/1983 at Detroit)
75t*	Santana Moss (01/15/2005 vs. N.Y. Jets)

* Playoff Game

LONGEST KICKOFF RETURNS

108t	Jacoby Jones (11/12/2014 vs. Baltimore)
103t	Gayle Sayers (09/17/1967 vs. Chicago)
100t	Joshua Cribbs (11/11/2007 vs. Cleveland)
100t	Dante Hall (09/14/2003 at Kansas City)
100t	Garfield McNeil (10/05/1986 vs. Cleveland)
100t	Larry Krause (12/06/1970 vs. Green Bay)
99t	Kastan Green (10/29/1990 vs. L.A. Rams)
98t	Joshua Cribbs (10/18/2009 vs. Cleveland)
98t	Ned Mathews (11/21/1943 vs. Detroit)
97t	Brad Smith (12/19/2010 vs. N.Y. Jets)
97t	Jamaal Charles (11/22/2009 at Kansas City)
97t	Brian Mitchell (09/07/1997 vs. Washington)
97t	Tony Smith (09/27/1993 at Atlanta)
97t	Boyce Green (12/21/1986 at Kansas City)
97t	Jojo Townsell (12/13/1986 at N.Y. Jets)
97t	Bobby Humphrey (09/06/1984 at N.Y. Jets)
97t	Carl Roaches (09/18/1983 at Houston)

LONGEST INTERCEPTION RETURNS

100t	Chris Carr (10/29/2006 at Oakland)
97t	Darryl Williams (11/07/1993 at Cincinnati)
95t	Don Doll (10/08/1949 vs. Detroit)
94t	Irv Cross (01/25/1964 at Philadelphia)
94	Andy Studebaker (11/22/2009 at Kansas City)
92t	Leo Sanford (09/26/1955 vs. Chicago Cardinals)
91t	Hal van Every (11/23/1941 vs. Green Bay)
90t	Bob "Tulsa" Smith (11/09/1952 vs. Detroit)
87	Joe Blahak (12/09/1973 vs. Houston)
87*	Rodney Harrison (01/23/2005 vs. New England)
86*	Reggie Tunge (01/15/2005 vs. N.Y. Jets)
83t	Michael Griffin (12/21/2008 at Tennessee)
83t	Don Perkins (10/08/1944 vs. Green Bay)
80t	Cortland Finnegan (09/10/2009 vs. Tennessee)
77t	Mike Brim (09/13/1992 vs. N.Y. Jets)
77t	Woodrow Lowe (11/25/1979 at San Diego)
77t	Paul Krause (11/23/1969 at Minnesota)
76*	Kelly Herndon (02/05/2006 vs. Seattle)
75t	Daylon McCutcheon (10/05/2003 vs. Cleveland)
75t	Brian Washington (10/02/1988 vs. Cleveland)
75t*	Vernon Perry (01/06/1980 vs. Houston)
75t	George Sauer (11/24/1935 vs. Green Bay)

LONGEST FIELD GOALS

59	Evan McPherson (09/11/2022 at Cincinnati)
55	Dustin Hopkins (09/18/2023 vs. Cleveland)
54	Ryan Succop (10/16/2022 vs. Tampa Bay)
54	Sam Ficken (12/22/2019 at N.Y. Jets)
54	Josh Lamb (10/12/2015 at San Diego)
54	Blair Walsh (09/29/2013 vs. Minnesota [London])
54	Tony Zendejas (09/12/1993 at L.A. Rams)
53	Dan Bailey (11/13/2016 vs Dallas)
53	Mike Hollis (10/08/1995 at Jacksonville)
53	Sam Baker (12/18/1963 at Dallas)
52	Eddy Pineiro (12/18/2022 at Carolina)
52	Justin Tucker (10/01/2015 vs. Baltimore)
52	Jeff Wilkins (12/20/2007 at St. Louis)
52	Richie Cunningham (08/31/1997 vs. Dallas)
52	Mike Hollis (09/01/1996 at Jacksonville)
52	Steve Christie (11/14/1994 vs. Buffalo)
52	Eddie Murray (10/25/1992 at Kansas City)
52	Pat Leahy (09/06/1984 at N.Y. Jets)
52	Grant Guthrie (10/11/1970 vs. Buffalo)
52	Dan Bailey (11/13/2016 vs. Dallas)

LONGEST FUMBLE RETURNS

89t	Don Paul (11/10/1957 at Cleveland)
88t	Keith McKenzie (11/09/1998 vs. Green Bay)
78t	Quentin Coryatt (09/18/1994 vs. Indianapolis)
72t	Wendell Harris (09/11/1966 vs. N.Y. Giants)
70	Michael Boyer (11/04/2012 at N.Y. Giants)
70t	Al Smith (12/08/1991 at Houston)
70t	Barney Bussey (11/18/1990 at Cincinnati)
65t	Thomas Howard (09/06/1981 vs. Kansas City)

LONGEST BLOCKED KICK RETURNS

78t	Lloyd Burruss (12/21/1986 vs. Kansas City)
58t	Chris Hudson (9/22/1997 at Jacksonville)

Steelers History (Coldest/Warmest Games, Records at Acrisure Stadium)

STEELERS COLDEST GAMES

Date	Team	W-L	Score	Temp.
Sun., Dec. 10, 1977	at Cincinnati	L	17-10	2°
Sun., Dec. 17, 1989	New England	W	28-10	5°
Sat., Dec. 24, 2022	Las Vegas	W	13-10	8°
Sun., Dec. 31, 2017	Cleveland	W	28-24	11°
Sun., Jan. 23, 2005*	New England	L	41-27	11°
Thurs., Dec. 10, 2009	at Cleveland	L	13-6	15°
Sun., Jan. 4, 1976*	Oakland	W	16-10	16°
Sun., Jan. 8, 2017	Miami	W	30-12	17°
Sun., Jan. 23, 2011*	N.Y. Jets	W	24-19	17°
Sun., Jan. 14, 2018*	Jacksonville	L	45-42	18°
Sun., Nov. 24, 2013	at Cleveland	W	27-11	20°
Thurs., Dec. 7, 2006	Cleveland	W	27-7	20°
Sun., Dec. 30, 2001	at Cincinnati	L	26-23 (OT)	20°
Sun., Dec. 18, 1983	at Cleveland	L	30-17	20°
Sun., Jan. 20, 2002*	Baltimore	W	27-10	21°

STEELERS WARMEST GAMES

Date	Team	W-L	Score	Temp.
Sun., Oct. 9, 1988	at Phoenix	L	31-14	94°
Mon., Oct. 12, 2015	at San Diego	W	24-20	93°
Sun., Sept. 20, 1992	at San Diego	W	23-6	92°
Sun., Sept. 6, 1998	at Baltimore	W	20-13	91°
Sun., Sept. 18, 1995	at Miami	L	23-10	91°
Sun., Sept. 18, 2005	at Houston	W	27-7	90°
Sun., Sept. 26, 2010	at Tampa Bay	W	38-13	90°

* Playoff game

STEELERS/OPPONENT RECORDS AT ACRISURE STADIUM

Overall Record

139-59-2 (Regular season: 131-53-2; Postseason: 8-6)

Steelers Biggest Wins-Worst Losses

Biggest Win: 38 points (45-7) (10/15/2006 vs. Kansas City)

Worst Loss: 24 points (7-31) (12/24/2006 vs. Baltimore)

Largest Regular-Season Crowd

Attendance: 68,574 (12/17/2017 vs. New England)

Largest Postseason Crowd

Attendance: 66,662 (01/23/2011 vs. N. Y. Jets)

Most Yards Passing

522 Ben Roethlisberger (10/26/2014 vs. Indianapolis)

Most Yards Passing by Opponent

◦429 Kelly Holcomb (01/05/2003 vs. Cleveland)

Most Touchdown Passes

6 Ben Roethlisberger (11/02/2014 vs. Baltimore; 10/26/2014 vs. Indianapolis)

Most Touchdown Passes by Opponent

6 Patrick Mahomes (09/16/2018 vs. Kansas City)

Most Passes Completed

◦47 Ben Roethlisberger (01/10/2021 vs. Cleveland)

Most Passes Completed by Opponent

43 Rich Gannon (09/15/2002 vs. Oakland)

Most Passing Attempts

◦68 Ben Roethlisberger (01/10/2021 vs. Cleveland)

Most Passing Attempts by Opponent

64 Rich Gannon (09/15/2002 vs. Oakland)

Longest Pass Play

88t Landry Jones-Martavis Bryant (10/18/2015 vs. Arizona)

Longest Pass Play by Opponent

83t Dak Prescott-Ezekiel Elliott (11/13/2016 vs. Dallas)

Most Receptions

17 Antonio Brown (11/18/2015 vs. Oakland)

Most Receptions by Opponent

14 Keenan Allen (12/02/2018 vs. San Diego)

Most Yards Receiving

284 Antonio Brown (11/18/2015 vs. Oakland)

Most Yards Receiving by Opponent

196 John Brown (10/18/2015 vs. Arizona)

Most Yards Rushing

223 Willie Parker (12/07/2006 vs. Cleveland)

Most Yards Rushing by Opponent

181 Leonard Fournette (10/08/2017 vs. Jacksonville)

Most Rushing Attempts

•37 Amos Zereoue (11/10/02 vs. Atlanta)

Most Rushing Attempts by Opponent

34 Arlen Harris (10/26/2003 vs. St. Louis)

Longest Rushing Play

76 Jonathan Dwyer (10/09/2011 vs. Tennessee)
Willie Parker (11/12/2006 vs. New Orleans)

Longest Rushing Play by Opponent

90t Leonard Fournette (10/08/2017 vs. Jacksonville)

Most Quarterback Sacks (INDIVIDUAL)

4.0 T.J. Watt (01/03/2022 vs. Cleveland)

Most Quarterback Sacks by Opponent (INDIVIDUAL)

◦3.0 Terrell Suggs (01/15/2011 vs. Baltimore)

Most Quarterback Sacks (TEAM)

9.0 vs. Cleveland (01/03/2022)

Most Quarterback Sacks by Opponent (TEAM)

6.0 Five times (last vs. New Orleans (11/13/2022))

Longest Fumble Return

77t LaMar Woodley (10/25/2009 vs. Minnesota)

Longest Fumble Return by Opponent

42 Julius Peppers (09/22/2013 vs. Chicago)

Longest Interception Return

96t Minkah Fitzpatrick (11/03/2019 vs. Indianapolis)

Longest Interception Return by Opponent

80 Cortland Finnegan (09/10/2009 vs. Tennessee)

Longest Kickoff Return

98t Allen Rossum (09/23/2007 vs. San Francisco)

Longest Kickoff Return for a TD

98t Allen Rossum (09/23/2007 vs. San Francisco)

Longest Kickoff Return by Opponent

108t Jacoby Jones (11/02/2004 vs. Baltimore)

Longest Kickoff Return for a TD by Opponent

108t Jacoby Jones (11/02/2004 vs. Baltimore)

Longest Punt Return

84t Antwan Randle El (10/26/03 vs. St. Louis)

Longest Punt Return for a TD

84t Antwan Randle El (10/26/03 vs. St. Louis)

Longest Punt Return by Opponent

73t Desmond King (12/08/2018 vs. San Diego)

Longest Punt Return for a TD by Opponent

73t Desmond King (12/08/2018 vs. San Diego)

Longest Punt

79 Jordan Berry (10/18/15 vs. Arizona)
Drew Butler (12/9/12 vs. San Diego)

Longest Punt by Opponent

67 Kevin Huber (12/12/2010 vs. Cincinnati)
Kyle Larson (09/24/2006 vs. Cincinnati)

Longest Field Goal

59 Chris Boswell (10/02/2022 vs. N.Y. Jets)

Longest Field Goal by Opponent

54 Ryan Succop (10/16/2022 vs. Tampa Bay)
Evan McPherson (11/20/2022 vs. Cincinnati)

• Overtime ◦ Postseason

Steelers History (Attendance, Records at Three Rivers Stadium)

STEELERS ATTENDANCE AT THREE RIVERS STADIUM

Year	Total	Average	Year	Total	Average
1970	318,698	(45,528)	1986	414,937	(51,867)
1971	323,812	(46,259)	1987	353,402	(50,486)
1972	340,549	(48,650)	1988	396,044	(49,506)
1973	377,640	(47,205)	1989	383,494	(47,937)
1974	325,457	(46,494)	1990	434,769	(54,346)
1975	341,205	(46,744)	1991	406,935	(50,867)
1976	330,620	(47,231)	1992	427,282	(53,410)
1977	337,156	(48,165)	1993	440,927	(55,116)
1978	380,258	(47,532)	1994	461,272	(57,659)
1979	391,931	(48,991)	1995	455,913	(56,989)
1980	424,106	(53,013)	1996	466,944	(58,368)
1981	420,964	(52,621)	1997	462,532	(57,817)
1982	208,890	(52,223)	1998	464,619	(58,077)
1983	462,587	(57,823)	1999	416,618	(52,077)
1984	447,288	(55,911)	2000	440,428	(55,053)
1985	436,069	(54,509)			



STEELERS RECORDS AT THREE RIVERS STADIUM

Overall Record

182-73 (Includes Regular & Postseason Games)

Steelers Biggest Wins-Worst Losses

Biggest Win: 42 points (45-3) (9/8/85 vs. Indianapolis)

Worst Loss: 51 points (0-51) (9/10/89 vs. Cleveland)

Largest Postseason Crowd

Attendance 61,545 (1/15/94 vs. San Diego)

Largest Regular Season Crowd

Attendance 60,808 (12/18/94 vs. Cleveland)

Most Yards Passing

374 Mark Malone (9/30/85 vs. Cincinnati)

Most Touchdown Passes

5 Mark Malone (9/8/85 vs. Indianapolis)

Most Passes Completed

30 Terry Bradshaw (11/25/79 vs. Cleveland)

Neil O'Donnell (10/19/95 vs. Cincinnati)

Most Passing Attempts

52 Neil O'Donnell (10/19/95 vs. Cincinnati)

Longest Pass Play

89t Neil O'Donnell to Dwight Stone (9/1/91 vs. San Diego)

Most Receptions

14 Courtney Hawkins (11/1/98 vs. Tennessee)

Most Yards Receiving

196 Yancey Thigpen (10/26/97 vs. Jacksonville)

Most Yards Receiving by an Opponent

258 Qadry Ismail (12/12/99 vs. Baltimore)

Most Yards Rushing

190 Barry Foster (9/13/92 vs. N.Y. Jets)

Most Yards Rushing by an Opponent

234 Fred Taylor (11/19/00 vs. Jacksonville)

Most Rushing Attempts

41 Franco Harris (10/17/76 vs. Cincinnati)

Longest Rushing Play

75 Sidney Thornton (9/23/79 vs. Baltimore)

Most Quarterback Sacks

4.5 Chad Brown (10/13/96 vs. Cincinnati)
L.C. Greenwood (11/25/79 vs. Cleveland)

Most Quarterback Sacks (Team)

10 (10/13/96 vs. Cincinnati)

Longest Fumble Return

102t Travis Davis (12/26/99 vs. Carolina)

Longest Kick Return

95t Larry Anderson (11/25/79 vs. Cleveland)

Longest Punt Return

67 John Stagger (9/26/71 vs. Cincinnati)

Longest Punt Return for a TD

53 Hank Poteat (12/16/00 vs. Washington)

Longest Punt

72 Josh Miller (10/26/97 vs. Jacksonville)

Longest Field Goal

55 Gary Anderson (11/25/84 vs. San Diego)

Coldest Game


5° (12/17/89 vs. New England)

Steelers History (Monday, Thursday, Saturday, Sunday Night)

STEELERS ON MONDAY NIGHT (Overall: 53-25, Home: 30-5, Away 23-20)

11/02/1970	Cincinnati	21-10	[W]	09/22/1997	at Jacksonville	30-21	[L]
10/18/1971	at Kansas City	38-16	[L]	11/03/1997	at Kansas City	13-10	[L]
11/05/1973	Washington	21-16	[W]	10/26/1998	at Kansas City	20-13	[W]
12/03/1973	at Miami	30-26	[L]	11/09/1998	Green Bay	27-20	[W]
10/28/1974	Atlanta	24-17	[W]	12/28/1998	at Jacksonville	21-3	[L]
11/25/1974	at New Orleans	28-7	[W]	10/25/1999	Atlanta	13-9	[W]
11/24/1975	at Houston	32-9	[W]	10/29/2001	Tennessee	34-7	[W]
10/04/1976	at Minnesota	17-6	[L]	09/09/2002	at New England	34-14	[L]
09/19/1977	San Francisco	27-0	[W]	10/21/2002	Indianapolis	28-10	[W]
10/17/1977	Cincinnati	20-14	[W]	12/23/2002	at Tampa Bay	17-7	[W]
10/23/1978	Houston	24-17	[L]	11/17/2003	at San Francisco	30-14	[L]
11/27/1978	at San Francisco	24-7	[W]	10/10/2005	at San Diego	24-22	[W]
09/03/1979	at New England	16-13	ot[W]	10/31/2005	Baltimore	20-19	[W]
10/22/1979	Denver	42-7	[W]	11/28/2005	at Indianapolis	26-7	[L]
12/10/1979	at Houston	20-17	[L]	09/18/2006	at Jacksonville	9-0	[L]
10/20/1980	Oakland	45-34	[L]	11/05/2007	Baltimore	38-7	[W]
12/22/1980	at San Diego	26-17	[L]	11/26/2007	Miami	3-0	[W]
10/26/1981	Houston	26-13	[W]	09/29/2008	Baltimore	23-20	ot[W]
12/07/1981	at Oakland	30-27	[L]	11/03/2008	at Washington	23-6	[W]
09/13/1982	at Dallas	36-28	[W]	11/09/2009	at Denver	28-10	[W]
10/10/1983	at Cincinnati	24-14	[W]	11/08/2010	at Cincinnati	27-21	[W]
10/01/1984	Cincinnati	38-17	[W]	12/19/2011	at San Francisco	20-3	[L]
11/19/1984	at New Orleans	27-24	[L]	11/12/2012	Kansas City	16-13	ot[W]
09/16/1985	at Cleveland	17-7	[L]	09/16/2013	at Cincinnati	20-10	[L]
09/30/1985	Cincinnati	37-24	[L]	10/20/2014	Houston	30-23	[W]
09/15/1986	Denver	21-10	[L]	11/17/2014	at Tennessee	27-24	[W]
10/13/1986	at Cincinnati	24-22	[L]	10/12/2015	at San Diego	24-20	[W]
10/29/1990	L.A. Rams	41-10	[W]	09/12/2016	at Washington	38-16	[W]
10/14/1991	N.Y. Giants	23-20	[L]	12/04/2017	at Cincinnati	23-20	[W]
10/19/1992	Cincinnati	20-0	[W]	09/24/2018	at Tampa Bay	30-27	[W]
09/27/1993	at Atlanta	45-17	[W]	09/30/2019	Cincinnati	27-3	[W]
11/15/1993	Buffalo	23-0	[W]	10/28/2019	Miami	27-14	[W]
12/13/1993	at Miami	21-20	[W]	09/14/2020	at N.Y. Giants	26-16	[W]
10/03/1994	Houston	30-14	[W]	*12/07/2020	Washington	23-17	[L]
11/14/1994	Buffalo	23-10	[W]	12/21/2020	at Cincinnati	27-17	[L]
09/18/1995	at Miami	23-10	[L]	11/08/2021	Chicago	29-27	[W]
11/13/1995	Cleveland	20-3	[W]	01/03/2022	Cleveland	26-14	[W]
09/16/1996	Buffalo	24-6	[W]	11/28/2022	at Indianapolis	24-17	[W]
10/07/1996	at Kansas City	17-7	[W]	09/18/2023	vs. Cleveland	26-22	[W]
11/25/1996	at Miami	24-17	[W]				

* Not in record; game was originally scheduled for Sunday but

CAMERON
HEYWARD

11/08/2021 vs. Chicago

Steelers History (Monday, Thursday, Saturday, Sunday Night)

SUNDAY NIGHT [Overall: 31-27, Home: 14-10, Away 17-17]			
11/12/1978	at L.A. Rams	10-7	[L]
12/08/1985	at San Diego	54-44	[L]
12/04/1988	at Houston	37-34	[W]
09/16/1990	Houston	20-9	[W]
11/18/1990	at Cincinnati	27-3	[L]
12/30/1990	at Houston	34-14	[L]
10/06/1991	at Indianapolis	21-3	[W]
11/03/1991	at Denver	20-13	[L]
10/25/1992	at Kansas City	27-3	[W]
11/28/1993	at Houston	23-3	[L]
10/30/1994	at Arizona	20-17	ot[L]
10/12/1997	Indianapolis	24-22	[W]
11/09/1997	Baltimore	37-0	[W]
09/12/1999	at Cleveland	43-0	[W]
11/19/2000	Jacksonville	34-24	[L]
12/16/2001	at Baltimore	26-21	[W]
09/15/2002	Oakland	30-17	[L]
10/05/2003	Cleveland	33-13	[L]
12/28/2003	at Baltimore	13-10	ot[L]
09/26/2004*	at Miami	13-3	[W]
12/05/2004	at Jacksonville	17-16	[W]
11/13/2005	Cleveland	34-21	[W]
10/08/2006	at San Diego	23-13	[L]
10/21/2007	at Denver	31-28	[L]
12/02/2007	Cincinnati	24-10	[W]
09/14/2008	at Cleveland	10-6	[W]
10/05/2008	at Jacksonville	26-21	[W]
10/04/2009	San Diego	38-28	[W]
11/29/2009	at Baltimore	20-17	ot[L]
10/31/2010	at New Orleans	20-10	[L]
11/14/2010	New England	39-26	[L]
12/05/2010	at Baltimore	13-10	[W]
09/25/2011	at Indianapolis	23-20	[W]
11/06/2011	Baltimore	23-20	[L]
11/27/2011	at Kansas City	13-9	[W]
09/09/2012	at Denver	31-19	[L]
10/21/2012	at Cincinnati	24-17	[W]
11/18/2012	Baltimore	13-10	[L]
09/22/2013	Chicago	40-23	[L]
12/15/2013	Cincinnati	30-20	[W]
09/21/2014	at Carolina	37-19	[W]
11/02/2014	Baltimore	43-23	[W]
12/28/2014	Cincinnati	27-17	[W]
12/06/2015	Indianapolis	45-10	[W]
10/12/2016	Kansas City	43-14	[W]
10/29/2017	at Detroit	20-15	[W]
11/26/2017	Green Bay	31-28	[W]
12/10/2017	Baltimore	39-38	[W]
09/30/2018	Baltimore	26-14	[L]
12/02/2018	L.A. Chargers	33-30	[L]
09/08/2019	at New England	33-3	[L]
10/13/2019	at L.A. Chargers	24-17	[W]
12/15/2019	Buffalo	17-10	[L]
12/13/2020	at Buffalo	26-15	[L]
10/17/2021	Seattle	23-20	[W]
11/21/2021	at L.A. Chargers	41-37	[L]
10/23/2022	at Miami	16-10	[L]
01/01/2023	at Baltimore	16-13	[W]
09/24/2023	at Las Vegas	23-18	[W]
CHRISTMAS DAY [Overall: 2-0, Home: 1-0, Away 1-0]			
12/25/2016	Baltimore	31-27	[W]
12/25/2017	at Houston	34-6	[W]
CHRISTMAS EVE [Overall: 5-4, Home: 2-1, Away 3-3]			
12/24/1989	at Tampa Bay	31-22	[W]
12/24/1994	at San Diego	37-34	[L]
12/24/1995	at Green Bay	24-19	[L]
12/24/2000	at San Diego	34-21	[W]
12/24/2005	at Cleveland	41-0	[W]
12/24/2006	Baltimore	31-7	[L]
12/24/2011	St. Louis Rams	27-0	[W]
12/24/2022	Las Vegas	13-10	[W]
THANKSGIVING DAY [Overall: 2-6, Home: 0-0, Away 2-6]			
11/23/1939	at Philadelphia	17-14	[L]
11/28/1940	at Philadelphia	7-0	[L]
11/23/1950	at Chicago Cardinals	28-17	[W]
11/24/1983	at Detroit	45-3	[L]
11/28/1991	at Dallas	20-10	[L]
11/26/1998	at Detroit	19-16	ot[L]
11/28/2013	at Baltimore	22-20	[W]
11/24/2016	at Indianapolis	28 - 7	[W]

* Not in record; game was originally scheduled as a 1 p.m. kickoff but changed to 8:30 p.m. due to weather.

RECORDS — STEELERS HISTORY — 2024 PLAYERS — FOOTBALL STAFF — MEDIA INFORMATION

Steelers History (Monday, Thursday, Saturday, Sunday Night)

THURSDAY NIGHT [Overall: 12-14, Home: 9-3, Away 3-11]			
12/04/1980	at Houston	6-0	[L]
09/10/1981	at Miami	30-10	[L]
09/06/1984	at N.Y. Jets	23-17	[W]
10/19/1995	Cincinnati	27-9	[L]
12/02/1999	at Jacksonville	20-6	[L]
09/07/2006	Miami	28-17	[W]
12/07/2006	Cleveland	27-7	[W]
12/20/2007	at St. Louis	41-24	[W]
11/20/2008	Cincinnati	27-10	[W]
09/10/2009	Tennessee	13-10	ot[W]
12/10/2009	at Cleveland	13-6	[L]
12/23/2010	Carolina	27-3	[W]
12/08/2011	Cleveland	14-3	[W]
10/11/2012	at Tennessee	26-23	[L]
11/28/2013	at Baltimore	22-20	[L]
09/11/2014	at Baltimore	26-6	[L]
09/10/2015	at New England	28-21	[L]
10/01/2015	Baltimore	23-20	ot[L]
11/24/2016	at Indianapolis	28-7	[W]
11/16/2017	Tennessee	40-17	[W]
11/08/2018	Carolina	52-21	[W]
11/14/2019	at Cleveland	21-7	[L]
12/09/2021	at Minnesota	36-28	[L]
09/22/2022	at Cleveland	29-17	[L]
11/02/2023	Tennessee	20-16	[W]
12/07/2023	New England	18-21	[L]
11/05/1955	at Chicago Cardinals	27-13	[L]
10/06/1956	Cleveland	14-10	[L]
10/05/1957	Cleveland	23-12	[L]
12/07/1957	N.Y. Giants	21-10	[W]
12/13/1958	Chicago Cardinals	38-21	[W]
09/26/1959	Cleveland	17-7	[W]
09/24/1960	at Dallas	35-28	[W]
10/06/1962	Philadelphia	13-7	[W]
10/05/1963	at Cleveland	35-23	[L]
10/10/1964	at Cleveland	23-7	[W]
10/09/1965	at Cleveland	24-19	[L]
10/08/1966	at Cleveland	41-10	[L]
10/07/1967	at Cleveland	21-10	[L]
10/05/1968	at Cleveland	31-24	[L]
10/18/1969	at Cleveland	42-31	[L]
10/03/1970	at Cleveland	15-7	[L]
12/23/1972	Oakland	13-7	[W]
12/15/1973	at San Francisco	37-14	[W]
12/22/1973	at Oakland	33-14	[L]
12/14/1974	Cincinnati	27-3	[W]
12/13/1975	Cincinnati	35-14	[W]
12/20/1975	at L.A. Rams	10-3	[L]
12/09/1978	Baltimore	35-13	[W]
12/16/1978	at Denver	21-17	[W]
12/10/1983	at N.Y. Jets	34-7	[W]
12/21/1985	at N.Y. Giants	28-10	[L]
12/13/1986	at N.Y. Jets	45-24	[W]
12/26/1987	Cleveland	19-13	[L]
12/16/1995	New England	41-27	[W]
12/13/1997	at New England	24-21	ot[W]
12/18/1999	at Kansas City	35-19	[L]
12/16/2000	Washington	24-3	[W]
12/18/2004	at N.Y. Giants	33-30	[W]
12/24/2005	at Cleveland	41-0	[W]
12/24/2011	St. Louis	27-0	[W]
12/24/2022	Las Vegas	13-10	[W]
12/16/2023	at Indianapolis	13-30	[L]
12/23/2023	Cincinnati	34-11	[W]
01/06/2024	at Baltimore	17-10	[W]
SATURDAY [Overall: 38-29, Home: 26-9, Away 12-20]			
10/08/1949	Detroit	14-7	[W]
10/07/1950	Cleveland	30-17	[L]
10/04/1952	Cleveland	21-20	[L]
10/03/1953	N.Y. Giants	24-14	[W]
10/17/1953	at Philadelphia	23-7	[L]
10/24/1953	Green Bay	31-14	[W]
10/02/1954	Washington	37-7	[W]
10/09/1954	at Philadelphia	24-22	[L]
10/23/1954	Philadelphia	17-7	[W]
11/20/1954	San Francisco	31-3	[L]
10/15/1955	Philadelphia	13-7	[W]

Steelers Miscellaneous Records

STEELERS REGULAR-SEASON STREAKS

CONSECUTIVE VICTORIES

Overall	16	Sept. 26, 2004	-	Sept. 18, 2005
	11	Sept. 14, 2020	-	Dec. 2, 2020
	11	Oct. 5, 1975	-	Dec. 13, 1975
	10	Oct. 17, 1976	-	Sept. 19, 1977
	9	Nov. 19, 1978	-	Sept. 23, 1979
	9	Nov. 20, 2016	-	Sept. 17, 2017
At Home	14	Oct. 29, 1978	-	Sept. 28, 1980
	13	Sept. 17, 1972	-	Nov. 5, 1973
	11	Oct. 29, 1995	-	Dec. 8, 1996
On Road	11	Sept. 26, 2004	-	Nov. 6, 2005
	9	Nov. 17, 1974	-	Nov. 30, 1975
	6	Sept. 30, 2001	-	Dec. 16, 2001
	6	Oct. 1, 2017	-	Dec. 25, 2017
Start of Season	11	Sept. 14, 2020	-	Dec. 2, 2020
End of Season	14	Sept. 26, 2004	-	Jan. 2, 2005

CONSECUTIVE LOSSES

Overall	16	Sept. 28, 1969	-	Oct. 3, 1970
	13	Dec. 3, 1944	-	Nov. 18, 1945
At Home	11	Dec. 15, 1943	-	Nov. 4, 1945
	8	Sept. 16, 1934	-	Oct. 9, 1935
On Road	11	Dec. 8, 1968	-	Oct. 3, 1970
	8	Nov. 23, 1947	-	Dec. 12, 1948
Start of Season	10	Sept. 24, 1944	-	Dec. 3, 1944
End of Season	13	Sept. 28, 1969	-	Dec. 21, 1969



The Steelers longest regular-season winning streak began vs. the Miami Dolphins (9/26/04) and went all the way through the Houston Texans (9/18/05).



WHEN THE STEELERS RUSH FOR 200 YARDS (Since 1970 merger)

Year	200-Yd. Games	Reg. Season W-L	Postseason W-L
1970	1	0-1	—
1971	2	1-1	—
1972	7	6-1	0-0
1973	2	2-0	0-0
1974	7	4-0	3-0
1975	7	6-0	1-0
1976	10	9-0	1-0
1977	3	3-0	0-0
1978	2	2-0	0-0
1979	4	4-0	0-0
1980	0	0-0	—
1981	3	3-0	—
1982	2	2-0	0-0
1983	5	4-1	0-0
1984	1	1-0	0-0
1985	2	2-0	—
1986	3	3-0	—
1987	3	3-0	—
1988	3	3-0	—
1989	1	1-0	0-0
1990	1	1-0	—
1991	0	0-0	—
1992	2	2-0	0-0
1993	3	3-0	0-0
1994	3	2-0	1-0
1995	0	0-0	0-0
1996	4	3-0	1-0
1997	2	2-0	0-0

Year	200-Yd. Games	Reg. Season W-L	Postseason W-L
1998	2	0-2	—
1999	2	2-0	—
2000	2	2-0	—
2001	7	7-0	0-0
2002	2	2-0	0-0
2003	0	0-0	—
2004	2	2-0	0-0
2005	3	3-0	0-0
2006	4	4-0	—
2007	2	2-0	0-0
2008	0	0-0	0-0
2009	1	1-0	—
2010	2	2-0	0-0
2011	0	0-0	0-0
2012	0	0-0	—
2013	0	0-0	—
2014	2	2-0	—
2015	0	0-0	—
2016	1	1-0	—
2017	0	0-0	—
2018	0	0-0	—
2019	0	0-0	—
2020	0	0-0	—
2021	0	0-0	—
2022	1	1-0	—
2023	2	2-0	—
TOTAL	118	105-6	7-0

Record in 1970s: 42-3

Record in 1980s: 22-1

Record in 1990s: 17-2

*All records include postseason

Record in 2000s: 23-0

Record in 2010s: 5-0

Record in 2020s: 3-0

Steelers History (Overtime, Year-by-Year Home/Away Records)



STEELERS IN OVERTIME (Overall: 27-21-4, Home: 14-4-2, Away: 13-17-2)

09/22/1974	at Denver	35-35	[T]	12/28/2003	at Baltimore	13-10	[L]
09/24/1978	Cleveland	15-9	[W]	01/15/2005	N.Y. Jets*	20-17	[W]
09/03/1979	at New England	16-13	[W]	10/16/2005	Jacksonville	23-17	[L]
11/25/1979	Cleveland	33-30	[W]	11/20/2005	at Baltimore	16-13	[L]
09/27/1981	New England	27-21	[W]	10/22/2006	at Atlanta	41-38	[L]
09/19/1982	Cincinnati	26-20	[W]	12/31/2006	at Cincinnati	23-17	[W]
12/02/1984	at Houston	23-20	[L]	11/18/2007	at N.Y. Jets	19-16	[L]
09/28/1986	at Houston	22-16	[W]	09/29/2008	Baltimore	23-20	[W]
11/23/1986	at Cleveland	37-31	[L]	09/10/2009	Tennessee	13-10	[W]
11/30/1986	at Chicago	13-10	[L]	11/22/2009	at Kansas City	27-24	[L]
12/31/1989	at Houston*	26-23	[W]	11/29/2009	at Baltimore	20-17	[L]
11/10/1991	at Cincinnati	33-27	[W]	09/12/2010	Atlanta	15-9	[W]
01/08/1994	at Kansas City*	27-24	[L]	11/28/2010	at Buffalo	19-16	[W]
10/30/1994	at Arizona	20-17	[L]	01/08/2012	at Denver*	29-23	[L]
11/06/1994	at Houston	12-9	[W]	11/12/2012	Kansas City	16-13	[W]
11/20/1994	Miami	16-13	[W]	12/16/2012	at Dallas	27-24	[L]
11/05/1995	at Chicago	37-34	[W]	10/01/2015	Baltimore	23-20	[L]
10/26/1997	Jacksonville	23-17	[W]	01/01/2017	Cleveland	27-24	[W]
11/30/1997	at Arizona	26-20	[W]	09/24/2017	at Chicago	23-17	[L]
12/13/1997	at New England	24-21	[W]	09/09/2018	at Cleveland	21-21	[T]
11/26/1998	at Detroit	19-16	[L]	10/06/2019	Baltimore	26-23	[L]
11/12/2000	Philadelphia	26-23	[L]	10/17/2021	Seattle	23-20	[W]
11/11/2001	at Cleveland	15-12	[W]	11/14/2021	Detroit	16-16	[T]
12/30/2001	at Cincinnati	26-23	[L]	01/09/2022	at Baltimore	16-13	[W]
09/29/2002	Cleveland	16-13	[W]	09/11/2022	at Cincinnati	23-20	[W]
11/10/2002	Atlanta	34-34	[T]				
01/11/2003	at Tennessee*	34-31	[L]				

* Postseason

Steelers History (Overtime, Year-by-Year Home/Away Records)

STEELERS YEAR-BY-YEAR RECORD AT HOME (Since 1970)

Year	Pre-Season	Regular Season	Post-Season	Overall
1970	1-0	4-3	—	5-3
1971	1-1	5-2	—	6-3
1972	1-0-1	7-0	1-1	9-1-1
1973	2-0	7-1	0-0	9-1
1974	2-0	5-2	1-0	8-2
1975	1-1	6-1	2-0	9-2
1976	1-1	6-1	0-0	7-2
1977	2-0	6-1	0-0	8-1
1978	1-0	7-1	2-0	10-1
1979	1-0	8-0	2-0	11-0
1980	0-1	6-2	—	6-3
1981	1-0	5-3	—	6-3
1982	2-0	4-0	0-1	6-1
1983	0-1	4-4	0-0	4-5
1984	1-0	6-2	0-0	7-2
1985	0-1	5-3	—	5-4
1986	0-1	4-4	—	4-5
1987	0-1	4-3	—	4-4
1988	1-0	4-4	—	5-4
1989	0-1	4-4	0-0	4-5
1990	1-0	6-2	—	7-2
1991	1-0	5-3	—	6-3
1992	1-1	7-1	0-1	8-3
1993	1-1	6-2	0-0	7-3
1994	1-1	7-1	1-1	9-3
1995	0-2	6-2	2-0	8-4
1996	2-0	7-1	1-0	10-1
1997	2-0	7-1	1-1	10-2

Year	Pre-Season	Regular Season	Post-Season	Overall
1998	2-0	5-3	—	7-3
1999	1-1	2-6	—	3-7
2000	2-0	4-4	—	6-4
2001	2-0	7-1	1-1	10-2
2002	1-1	5-2-1	1-0	7-3-1
2003	1-1	4-4	—	5-5
2004	1-1	8-0	1-1	10-2
2005	2-0	5-3	0-0	7-3
2006	0-2	5-3	—	5-5
2007	1-1	7-1	0-1	8-3
2008	2-0	6-2	2-0	10-2
2009	2-0	6-2	—	8-2
2010	2-0	5-3	2-0	9-3
2011	2-0	7-1	0-0	9-1
2012	2-0	5-3	—	7-3
2013	0-2	5-3	—	5-5
2014	1-1	6-2	0-1	7-4
2015	1-1	6-2	—	7-3
2016	0-2	6-2	1-0	7-4
2017	1-1	6-2	0-1	7-4
2018	2-0	5-3	—	7-3
2019	2-0	5-3	—	7-3
2020	—	7-1	0-1	7-2
2021	1-0	6-2-1	—	7-2-1
2022	2-0	4-4	—	6-4
2023	1-0	5-4	—	6-4
TOTALS	61-28-1 (.683)	300-120-2 (.713)	21-11 (.656)	382-159-3 (.705)

STEELERS YEAR-BY-YEAR RECORD ON THE ROAD (Since 1970)

Year	Pre-Season	Regular Season	Post-Season	Overall
1970	2-1	1-6	—	3-7
1971	2-1	1-6	—	3-7
1972	1-0	4-3	0-0	5-3
1973	1-2	3-3	0-1	4-6
1974	4-0	5-1-1	1-0	10-1-1
1975	1-3	6-1	0-0	7-4
1976	3-1	4-3	1-1	8-5
1977	1-3	3-4	0-1	4-8
1978	1-2	7-1	0-0	8-3
1979	2-1	4-4	0-0	6-5
1980	3-0	3-5	—	6-5
1981	1-2	3-5	—	4-7
1982	1-0	2-3	0-0	3-3
1983	2-0	6-2	0-1	8-3
1984	2-1	3-5	1-1	6-7
1985	1-2	2-6	—	3-8
1986	1-2	2-6	—	3-8
1987	0-3	4-4	—	4-7
1988	2-1	1-7	—	3-8
1989	2-1	5-3	1-1	8-5
1990	0-2	3-5	—	3-7
1991	1-2	2-6	—	3-8
1992	1-1	4-4	0-0	5-5
1992	1-1	4-4	0-0	5-5
1993	1-1	3-5	0-1	4-7
1994	0-2	5-3	0-0	5-5
1995	1-1	5-3	0-0	6-4
1996	0-2	3-5	0-1	3-8
1997	2-0	4-4	0-0	6-4

Year	Pre-Season	Regular Season	Post-Season	Overall
1998	0-1	2-6	—	2-7
1999	0-2	4-4	—	4-6
2000	1-1	5-3	—	6-4
2001	1-1	6-2	0-0	7-3
2002	1-1	5-3	0-1	6-5
2003	0-2	2-6	—	2-8
2004	1-1	7-1	0-0	8-2
2005	1-1	6-2	3-0	10-3
2006	0-2	3-5	—	3-7
2007	3-0	3-5	0-0	6-5
2008	1-1	6-2	0-0	7-3
2009	1-1	3-5	—	4-6
2010	1-1	7-1	0-0	8-2
2011	1-1	5-3	0-1	6-5
2012	1-1	3-5	—	4-6
2013	0-2	3-5	—	3-7
2014	0-2	5-3	—	5-5
2015	0-3	4-4	1-1	5-8
2016	1-1	5-3	1-1	7-5
2017	2-0	7-1	—	9-1
2018	1-1	4-3-1	—	5-4-1
2019	1-1	3-5	—	4-6
2020	—	5-3	—	5-3
2021	1-1	3-5	0-1	4-7
2022	1-0	5-4	—	6-4
2023	2-0	5-3	0-1	7-4
TOTALS	61-65 (.484)	214-205-2 (.511)	9-14 (.391)	284-284-2 (.500)

● Includes one game at Wembley Stadium (London)

Steelers History (Biggest Wins, Losses, Scoring Highs, Tie Games)



09/21/1975 **Steelers 37, Chargers 0**

STEELERS BIGGEST WINS – WORST LOSSES

BIGGEST WINS				WORST LOSSES			
56 pts	(63-7)	N.Y. Giants	11/30/1952	51 pts	(0-51)	Cleveland	09/10/1989
45 pts	(45-0)	at Kansas City	11/07/1976	47 pts	(7-54)	Green Bay	11/23/1941
43 pts	(43-0)	at Cleveland	09/12/1999	47 pts	(0-47)	Green Bay	10/15/1933
42 pts	(45-3)	Indianapolis	09/08/1985	42 pts	(3-45)	at Detroit	11/24/1983
42 pts	(42-0)	Tampa Bay	12/05/1976	42 pts	(7-49)	at Chicago	11/23/1947
41 pts	(41-0)	at Cleveland	12/24/2005	42 pts	(3-45)	Philadelphia	11/04/1945
38 pts	(45-7)	Kansas City	10/15/2006	42 pts	(7-49)	Chicago	12/03/1944
37 pts	(37-0)	Baltimore	11/09/1997				
37 pts	(37-0)	at San Diego	09/21/1975				
36 pts	(42-6)	St. Louis	11/03/1996				
36 pts	(42-6)	at Cleveland	10/05/1975				

STEELERS BIGGEST WINS – WORST LOSSES (At Home Since 1970)

BIGGEST WINS				WORST LOSSES			
42 pts	(45-3)	Indianapolis	09/08/1985	51 pts	(51-0)	Cleveland	09/10/1989
42 pts	(42-0)	Tampa Bay	12/05/1976	34 pts	(34-0)	New England	10/19/1986
38 pts	(45-7)	Kansas City	10/15/2006	30 pts	(37-7)	Dallas	08/31/1997
37 pts	(37-0)	Baltimore	11/09/1997	27 pts	(41-14)	Washington	11/17/1991
36 pts	(42-6)	St. Louis	11/03/1996	24 pts	(31-7)	Baltimore	12/24/2006
35 pts	(45-10)	Indianapolis	12/06/2015	24 pts	(31-7)	Miami	10/07/1984
35 pts	(35-0)	Cleveland	12/23/1990	23 pts	(30-7)	San Francisco	09/10/2023
35 pts	(38-3)	Chicago	09/28/1980	22 pts	(28-6)	Miami	09/30/1990
35 pts	(42-7)	Denver	10/22/1979				
33 pts	(47-14)	Detroit	12/23/2001				

STEELERS BIGGEST COMEBACK WINS

The Steelers trailed Baltimore **21-0** (10/05/1997) in the second quarter and came back to win, **42-34**.

The Steelers trailed Buffalo **21-0** (12/15/1985) in the second quarter and came back to win, **30-24**.

The Steelers trailed Chicago Cardinals **28-7** (10/11/1953) in the third quarter and came back to win, **31-28**.

STEELERS & OPPONENTS SCORING HIGHS

MOST POINTS BY STEELERS				MOST POINTS BY OPPONENTS			
63	11/30/1952	N.Y. Giants	(63-7)	55	11/03/2013	at New England	(55-31)
57	12/18/1966	at Atlanta	(57-33)	54	11/23/1941	Green Bay	(54-7)
55	10/17/1954	Cleveland	(55-27)	52	09/08/1991	at Buffalo	(52-34)
52	11/08/2018	Carolina	(52-21)	52	11/23/1969	at Minnesota	(52-14)
	11/25/1984	San Diego	(52-24)	52	10/30/1966	at Dallas	(52-21)
52	10/26/2014	Indianapolis	(51-34)	51	09/10/1989	at Cleveland	(51-0)
	10/07/1979	at Cleveland	(51-35)	49	11/23/1947	at Chicago	(49-7)
51	11/19/1995	at Cincinnati	(49-31)	49	12/03/1944	Chicago	(49-7)
48	11/26/2000	at Cincinnati	(48-28)	*48	01/10/2021	Cleveland	(48-37)
47	12/23/2001	Detroit	(47-14)				

STEELERS IN TIE GAMES (23)

10/22/1933	at Cincinnati	(0-0)	10/23/1960	at Washington	(27-27)
11/05/1933	at Brooklyn	(3-3)	09/15/1963	at Philadelphia	(21-21)
10/29/1939	at Cleveland	(14-14)	11/24/1963	Chicago	(17-17)
09/08/1940	Chicago Cardinals	(7-7)	12/01/1963	Philadelphia	(20-20)
09/15/1940	N.Y. Giants	(10-10)	09/11/1966	N.Y. Giants	(34-34)
11/09/1941	at Philadelphia	(7-7)	11/12/1967	at St. Louis	(14-14)
11/07/1943	Washington	(14-14)	11/10/1968	at St. Louis	(28-28)
09/29/1946	at Washington	(14-14)	09/22/1974	at Denver	(35-35)
11/13/1949	L.A. Rams	(7-7)	11/10/2002	Atlanta	(34-34)
10/01/1951	N.Y. Giants	(13-13)	09/09/2018	at Cleveland	(21-21)
12/07/1958	at Washington	(14-14)	11/14/2021	Detroit	(16-16)
11/08/1959	Detroit	(10-10)			

* Postseason

* Sudden death overtime system for regular-season games was instituted in 1974.

Regular Season Last Time

THE LAST TIME THE STEELERS/OPPONENT...

Overtime Game Won

By Steelers – Pittsburgh 23, Cincinnati 20, 09/11/2022
By Opponent – Chicago 23, Pittsburgh 17, 09/24/2017

Tie Game

Home – Pittsburgh 16, Detroit 16, 11/14/2021
Away – Pittsburgh 21, at Cleveland 21, 09/09/2018

Shutout

By Steelers – Pittsburgh 27, St. Louis 0, 12/24/2011
By Opponent – Jacksonville 9, Pittsburgh 0, 09/18/2006

Kickoff Returned for a TD

By Steelers – JuJu Smith Schuster (96 yards) vs. Cleveland, 12/31/2017
By Opponent – Jacoby Jones (108 yards) vs. Baltimore, 11/02/2014

Punt Returned for a TD

By Steelers – Dontae Johnson (85 yards) vs. Arizona, 12/08/2019
By Opponent – Desmond King II vs. LA Chargers, 12/12/2018

Intercepted Pass Returned for a TD

By Steelers – Alex Highsmith (30 yards) vs. Cleveland, 09/18/2023
By Opponent – Mike Hilton (24 yards) at Cincinnati, 11/28/2021

Fumble Returned for a TD

By Steelers – T.J. Watt (16 yards) vs. Cleveland, 09/18/2023
By Opponent – Denzel Ward (0 yards) at Cleveland, 09/22/2022

Blocked Punt

By Steelers – Connor Heyward at Indianapolis, 12/16/2023
By Opponent – Javorius Allen at Baltimore, 11/06/2016

Blocked Punt for a TD

By Steelers – Ulysees Gilbert III (8 yards) at Buffalo, 09/12/2021
By Opponent – Chris Moore (14 yards) at Baltimore, 11/06/2016

Blocked Field Goal

By Steelers – Cameron Heyward at Buffalo, 10/09/2022
By Opponent – Calais Campbell vs. Baltimore, 12/11/2022

Blocked Field Goal for a TD

By Steelers – Bob O'Neill (73 yards) vs. Chicago Cardinals, 10/13/1957
By Opponent – Chris Moore (14 yards) at Baltimore, 11/06/2016

Blocked PAT

By Steelers – Patrick Peterson vs. Green Bay, 11/12/2023
By Opponent – Tyrone Crawford at Dallas, 11/08/2020



Minkah Fitzpatrick Intercepted Pass for a TD 10/07/2018 vs. Atlanta

Safety Scored

By Steelers – vs. Baltimore (**Miles Killebrew** blocked punt out of endzone), 10/08/2023
By Opponent – at Baltimore (Devlin Hodges called for intentional grounding in the endzone), 12/29/2019

Two 100-Yard Rushers in Same Game

By Steelers – at Carolina (Le'Veon Bell 147, LeGarrette Blount 118), 09/21/2014
By Opponent – None

200 Yards Rushing

By Steelers – Le'Veon Bell (236 yards) at Buffalo, 12/11/2016
By Opponent – Dalvin Cook (205 yards) at Minnesota, 12/09/2021

300 Yards Passing

By Steelers – Kenny Pickett (327 yards) at Buffalo, 10/09/2022
By Opponent – Jimmy Garoppolo (324 yards) at Las Vegas, 09/24/2023

400 Yards Passing

By Steelers – Ben Roethlisberger (402 yards) at Denver, 11/25/2018
By Opponent – Josh Allen (424 yards) at Buffalo, 10/09/2022

500 Yards Passing

By Steelers – Ben Roethlisberger (506 yards) vs. Baltimore, 12/10/2017
By Opponent – None

200 Yards Receiving

By Steelers – Markus Wheaton (201 yards) at Seattle, 11/29/2015
By Opponent – A.J. Green (224 yards) at Cincinnati, 12/07/2014

Four TD Passes

By Steelers – Ben Roethlisberger vs. Cincinnati, 11/15/2020
By Opponent – Joe Burrow vs. Cincinnati, 11/20/2022

Five TD Passes

By Steelers – Ben Roethlisberger vs. Carolina, 11/08/2018
By Opponent – Russell Wilson at Seattle, 11/29/2015

Six TD Passes

By Steelers – Ben Roethlisberger vs. Baltimore, 11/02/2014
By Opponent – Patrick Mahomes vs. Kansas City, 09/16/2018

Three TD Receptions

By Steelers – Chase Claypool vs. Philadelphia, 10/11/2020
By Opponent – Samaje Perine vs. Cincinnati, 11/20/2022

Four TD Receptions

By Steelers – Roy Jefferson vs. Atlanta, 11/03/1968
By Opponent – Don Beebe at Buffalo, 09/08/1991

Three TDs Rushing

By Steelers – Le'Veon Bell at Buffalo, 12/11/2016
By Opponent – Arlen Harris vs. St. Louis, 10/26/2003

Four Field Goals

By Steelers – Matthew Wright at Atlanta, 12/04/2022
By Opponent – Justin Tucker vs. Baltimore, 09/30/2018

Five Field Goals

By Steelers – **Chris Boswell** at Cincinnati, 10/22/2017
By Opponent – Matt Prater at Detroit, 10/29/2017

Regular Season Last Time

THE LAST TIME THE STEELERS/OPPONENT...

Six Field Goals

By Steelers – **Chris Boswell** at Cincinnati, 12/18/2016
By Opponent – Todd Peterson vs. Seattle, 09/26/1999

Three Interceptions

By Steelers – Darren Perry at Cleveland, 09/11/1994
By Opponent – Dick Anderson (4) at Miami, 12/03/1973

Four Interceptions

By Steelers – Jack Butler vs. Washington, 12/13/1953
By Opponent – Dick Anderson at Miami, 12/03/1973

Three Sacks

By Steelers – **T.J. Watt** vs. San Francisco, 09/10/2023
By Opponent – Drake Jackson vs. San Francisco, 09/10/2023

Four Sacks

By Steelers – **T.J. Watt** vs. Cleveland, 01/03/2022
By Opponent – Alfred Williams vs. Cincinnati, 10/16/1994

Five Sacks

By Steelers – Joe Greene at Houston, 12/10/1972
By Opponent – None

Gained 500 Yards of Total Offense

By Steelers – 527 (75 rushing, 452 passing) at Denver, 11/25/18
By Opponent – 552 (120 rush, 432 pass) at Buffalo, 10/09/22

Limited Team to Under 100 Yards of Total Offense

By Steelers – 98 (81 rushing, 17 passing), 10/29/06 at Oakland
By Opponent – 53 (36 rushing, 17 passing), 9/10/89 vs. Cleveland

Three Interceptions (TEAM)

By Steelers – vs. Cincinnati, 12/23/2023
By Opponent – at Indianapolis, 12/16/2023

Four Interceptions (TEAM)

By Steelers – at Cincinnati, 09/11/2022
By Opponent – vs. N.Y. Jets, 10/02/2022

Five Interceptions (TEAM)

By Steelers: vs. New England, 12/05/1993
By Opponent: vs. Jacksonville, 10/08/2017

Five Takeaways (TEAM)

By Steelers – (5) at Cincinnati (4 INT, 1 FUM), 09/11/2022
By Opponent – (5) vs. Buffalo (4 INT, 1 FUM), 12/15/2019

Six Takeaways (TEAM)

By Steelers – (7) at Tennessee (3 INT, 4 FUM), 09/19/2010
By Opponent – (6) at Cleveland (4 INT, 2 FUM), 09/09/2018

Two 100-Yard Receivers in Same Game

By Steelers – at New Orleans (Brown 185, Smith-Schuster 115), 12/23/2018
By Opponent – at Buffalo (Davis 171, Diggs 102), 10/09/2022

100 Yards Rushing

By Steelers – at Baltimore (39-155), 01/06/2024
By Opponent – at Baltimore (25-106), 01/06/2024

200 Yards Rushing

By Steelers: at Seattle (46-202), 12/31/2023
By Opponent: vs. Baltimore (42-215), 12/11/2022

100-Yard Rusher and 100-Yard Receiver

By Steelers – at Seattle (**Harris** 122, **Pickens** 131), 12/31/2023
By Opponent – vs. San Francisco (McCaffrey 152, Aiyuk 129), 09/10/2023

100-Yard Rusher and Two 100-Yard Receivers

By Steelers – at Cincinnati (Conner 111, Smith-Schuster 111, Brown 105), 10/07/2018
By Opponent – at New England (Ridley 115, Gronkowski 143, Dobson 130), 11/03/2013

100-Yard Rusher, 300-Yard Passer and 100-Yard Receiver

By Steelers – at Cleveland (Conner 135, Roethlisberger 335, Smith-Schuster 119), 09/09/2018
By Opponent – vs. Dallas (Elliott 114, Prescott 319, Bryant 116), 11/13/2016

100-Yard Rusher, 300-Yard Passer and Two 100-Yard Receivers

By Steelers – at Cincinnati (Conner 111, Smith-Schuster 111, Brown 105, Roethlisberger 369), 10/14/2018
By Opponent – at New England (Ridley 115, Brady 432, Gronkowski 143, Dobson 130), 11/03/2013

100-Yard Rusher and 300-Yard Passer

By Steelers – vs. Indianapolis (D. Williams 134, Roethlisberger 364), 12/06/2015
By Opponent – at New England (Ridley 115, Brady 432), 11/03/2013

100-Yard Receiver and 300-Yard Passer

By Steelers – vs. Cincinnati (**Harris** 116, Roethlisberger 318), 09/26/2021
By Opponent – at Houston (Collins 172, Stroud 324), 10/01/2023

Two 100-Yard Receivers and 300-Yard Passer

By Steelers – at New Orleans (Brown 185, Smith-Schuster 115, Roethlisberger 462), 12/23/2018
By Opponent – at Buffalo (Davis 171, Diggs 102, Allen 424), 10/09/2022

100-Yard Rusher, 100-Yard Receiver, 200-Yard Receiver and 400-Yard Passer

By Steelers: vs. Atlanta (Zereoue 123, Burress 253, Ward 139, Maddox 473), 11/10/2002
By Opponent – None

100-Yard Rusher, Two 100-Yard Receivers and 400-Yard Passer

By Steelers: vs. Atlanta (Zereoue 123, Burress 253, Ward 139, Maddox 473), 11/10/2002
By Opponent – at New England (Ridley 115, Gronkowski 143, Dobson 130, Brady 432), 11/03/2013

Three 100-Yard Receivers and 300-Yard Passer

By Steelers: vs. Chicago Cardinals (Orr 205, McClairen 139, Tracy 106, Layne 409), 12/13/1958
By Opponent – at St. Louis (D. Williams 114, Conrad 133, Smith 105, Hart 353), 11/10/1968

Three Rushing Touchdowns

By Steelers – at Seattle (**Harris** 2, **Warren** 1), 12/31/2023
By Opponent – at Cincinnati (Mixon 2, Burrow 1), 11/28/2021

Four Rushing Touchdowns

By Steelers – Detroit (Bettis 3, Roethlisberger 1), 01/01/2006
By Opponent – at San Diego (McGee 2, Anderson 1, Spencer 1), 12/08/1985

Five Rushing Touchdowns

By Steelers – at Kansas City (Bettis 2, Stewart 2, Pegram 1), 11/03/1996
By Opponent – at Cleveland (Hanulak 3, Morrison 1, Reynolds 1), 12/12/1954

Regular Season Last Time

THE LAST TIME THE STEELERS/OPPONENT...

Three Touchdown Passes

By Steelers – at L.A. Chargers (Roethlisberger 3), 11/21/2021
 By Opponent – at Indianapolis (Minshew 3), 12/16/2023

Four Touchdown Passes

By Steelers – vs. Cincinnati (Roethlisberger 4), 11/15/2020
 By Opponent – vs. Cincinnati (Burrow 4), 11/20/2022

Five Touchdown Passes

By Steelers – vs. Carolina (Roethlisberger 5), 11/08/2018
 By Opponent – at Seattle (Wilson 5), 11/29/2015

Six Touchdown Passes

By Steelers – vs. Baltimore (Roethlisberger 6), 11/02/2014
 By Opponent – vs. Kansas City (Mahomes 6), 09/16/2018

Six Sacks

By Steelers – vs. Cleveland (6-25), 09/18/2023
 By Opponent – vs. New Orleans (6-37), 11/13/2022

Seven Sacks

By Steelers – at Cincinnati (7-39), 09/11/2022
 By Opponent – at Cleveland (8-60), 12/20/2009

Eight or more Sacks

By Steelers – vs. Cleveland (9-46), 01/03/2022
 By Opponent – at Cleveland (8-60), 12/20/2009

Two Opponent Fumble Recoveries

By Steelers – at Baltimore (Golden 1, Ogunjobi 1), 01/06/24
 By Opponent – at Baltimore (Maulet 1, Washington 1), 01/06/24

Three Opponent Fumble Recoveries

By Steelers – vs. Cleveland (Kazee 1, Ogunjobi 1, Watt 1), 09/18/2023
 By Opponent – at Cleveland (Schobert 2, Peppers 1), 09/09/2018

Shutout on Road

By Steelers – at Cleveland (41-0), 12/24/2005
 By Opponent – at Baltimore (0-27), 11/26/2006

Shutout at Home

By Steelers – vs. St. Louis (27-0), 12/24/2011
 By Opponent – vs. Baltimore (0-16), 09/03/2000

Overtime Win away from Pittsburgh

By Steelers – at Cincinnati (23-20), 09/11/2022
 By Opponent – at Dallas (27-24), 12/16/2012

Overtime Win in Pittsburgh

By Steelers – vs. Seattle (23-20), 10/17/2021
 By Opponent – vs. Baltimore (23-20), 10/01/2015

40 Points

By Steelers – vs. Atlanta (41-17), 10/17/2018
 By Opponent – at Cincinnati (41-10), 11/28/2021

50 Points

By Steelers – vs. Carolina (52-21), 11/08/2018
 By Opponent – at New England (55-31), 11/03/2013

Two-Point Conversion

By Steelers – vs. Cleveland (Pickett-Johnson pass), 01/08/2023
 By Opponent – vs. Jacksonville (Etienne run), 10/29/2023

Missed Point-After-Touchdown Attempt

By Steelers – at Indianapolis (Chris Boswell missed kick), 12/16/23
 By Opponent – at L.A. Rams (Brett Maher missed kick), 10/22/23

Postseason Last Time

THE LAST TIME THE STEELERS/OPPONENT...

Overtime Game Won

By Steelers – Pittsburgh 20, N.Y. Jets 17, AFC Divisional Playoff, 01/15/2005
 By Opponent – Denver 29, Pittsburgh 23, AFC Wild Card Game, 01/08/2012

Shutout

By Steelers – None
 By Opponent – Philadelphia 21, Pittsburgh 0, Eastern Division Playoff, 12/21/1947

Kickoff Return for TD

By Steelers – None
 By Opponent – None

Punt Return for TD

By Steelers – Santonio Holmes (67 yards) vs. San Diego, AFC Divisional Playoff, 01/11/2009
 By Opponent – Santana Moss (75 yards) vs. N.Y. Jets, AFC Divisional Playoff, 01/15/2005

Interception Return for TD

By Steelers – James Harrison (100 yards) vs. Arizona, Super Bowl XLIII, 02/01/2009
 By Opponent – Nick Collins (37 yards) vs. Green Bay, Super Bowl XLV, 02/06/2011

Fumble Return for TD

By Steelers – William Gay (19 yards) vs. N.Y. Jets, AFC Championship Game, 01/23/2011
 By Opponent – Tervin Smith (50 yards) vs. Jacksonville, AFC Divisional Playoff, 01/14/2018

Blocked Punt

By Steelers – None
 By Opponent – Keith Cash, at Kansas City, AFC Wild Card Game, 01/08/1994

Blocked Punt for TD

By Steelers – None
 By Opponent – Terry Brown, vs. Minnesota, Super Bowl IX, 01/12/1975

Blocked Field Goal

By Steelers – **Montravious Adams**, at Buffalo, AFC Super Wild Card, 01/15/2024
 By Opponent – Brian Mitchell, vs. New England, AFC Championship Game, 01/27/2002

Blocked Field Goal for TD

By Steelers – None
 By Opponent – Antwan Harris (49 yards), vs. New England, AFC Championship Game, 01/27/2002

Safety Scored

By Steelers – vs. Baltimore, AFC Wild Card Game, (Punt blocked by Shamarko Thomas out of bounds in end zone), 01/03/2015
 By Opponent – vs. N.Y. Jets, AFC Championship Game, (Ben Roethlisberger tackled by Mike Devito), 01/23/2011

100 Yards Rushing

By Steelers – Le'Veon Bell (170) at Kansas City, AFC Divisional Playoff, 01/15/2017
 By Opponent – Leonard Fournette (109 yards) vs. Jacksonville, AFC Divisional Playoff, 01/14/2018

Postseason Last Time

THE LAST TIME THE STEELERS/OPPONENT...

Two 100-yard Rushers in Same Game

By Steelers – None
By Opponent – None

200 Yards Rushing

By Steelers – None
By Opponent – None

300 Yards Passing

By Steelers – Ben Roethlisberger (469) vs. Jacksonville, AFC Divisional Playoff, 01/14/2015
By Opponent – Tom Brady (384) at New England, AFC Championship Game, 01/22/2017

400 Yards Passing

By Steelers – Ben Roethlisberger (469) vs. Jacksonville, AFC Divisional Playoff, 01/14/2015
By Opponent – Patrick Mahomes (404) at Kansas City, AFC Wild Card, 01/16/2022

500 Yards Passing

By Steelers – Roethlisberger (501) vs. Cleveland, AFC Wild Card Playoff, 01/10/2021
By Opponent – None

200 Yards Receiving

By Steelers – None
By Opponent – Demaryius Thomas (204 yards) at Denver, AFC Wild Card Game, 01/08/2012

Four TD Passes

By Steelers – Roethlisberger vs. Cleveland, AFC Wild Card Playoff, 01/10/2021
By Opponent – Dan Marino, vs. Miami, AFC Championship Game, 01/06/1985

Five TD Passes

By Steelers – Ben Roethlisberger, vs. Jacksonville, AFC Divisional Playoff, 01/14/2018
By Opponent – Patrick Mahomes at Kansas City, AFC Wild Card, 01/16/2022

Six TD Passes

By Steelers – None
By Opponent – None

Three TD Receptions

By Steelers – None
By Opponent – None

Four TD Receptions

By Steelers – None
By Opponent – None

Three TDs Rushing

By Steelers – Franco Harris, vs. Buffalo, AFC Divisional Playoff, 12/22/1974
By Opponent – Leonard Fournette, vs. Jacksonville, AFC Divisional Playoff, 01/14/2018

Four Field Goals

By Steelers – **Chris Boswell**, at Kansas City, AFC Divisional Playoff, 01/15/2017 (6)
By Opponent – Brandon McManus, at Denver, AFC Divisional Playoff, 01/17/2016

Five Field Goals

By Steelers – **Chris Boswell**, at Kansas City, AFC Divisional Playoff, 01/15/2017 (6)
By Opponent – Brandon McManus, at Denver, AFC Divisional Playoff, 01/17/2016

Six Field Goals

By Steelers – **Chris Boswell**, at Kansas City, AFC Divisional Playoff, 01/15/2017
By Opponent – None

Three Interceptions

By Steelers – None
By Opponent – None

Four Interceptions

By Steelers – None
By Opponent – None

Three Sacks

By Steelers – James Harrison, vs. Baltimore, AFC Divisional Playoff, 01/15/2011
By Opponent – Terrell Suggs, vs. Baltimore, AFC Divisional Playoff, 01/15/2011

Four Sacks

By Steelers – None
By Opponent – None

Five Sacks

By Steelers – None
By Opponent – None

500 Yards of Total Offense

By Steelers – 553 (52 rushing, 501 passing) vs. Cleveland, AFC Wild Card Playoff, 01/10/2021
By Opponent – 569 (134 rushing, 435 passing) vs. Miami, AFC Championship Game, 01/06/1985

Limited Team to Under 100 Yards of Total Offense

By Steelers – None
By Opponent – None

Three Interceptions (TEAM)

By Steelers – vs. Baltimore, AFC Championship Game, 01/18/2009
By Opponent – vs. Jacksonville, AFC Wild Card Game, 01/05/2008

Four Interceptions (TEAM)

By Steelers – None
By Opponent – vs. Cleveland, AFC Wild Card, 01/10/2021

Five Interceptions (TEAM)

By Steelers – vs. Houston, AFC Championship Game, 01/07/1979
By Opponent – None

Five Takeaways (TEAM)

By Steelers – vs. Houston (9), AFC Championship Game (5 INT, 4 FUM), 01/07/1979
By Opponent – vs. Cleveland, AFC Wild Card (4 INT, 1 FUM, 01/10/2021

Six Takeaways (TEAM)

By Steelers – vs. Houston (9), AFC Championship Game (5 INT, 4 FUM), 01/07/1979
By Opponent – vs. Oakland (8), AFC Championship Game (3 INT, 5 FUM), 01/04/1976

Two 100-Yard Receivers in Same Game

By Steelers – vs. Cleveland (Smith-Schuster 13-157, Johnson 11-117), AFC Wild Card, 01/10/2021
By Opponent – at New England (Hogan 9 – 180, Edelman 8 – 118), AFC Championship Game, 01/22/2017

100 Yards Rushing (TEAM)

By Steelers – at Buffalo, AFC Super Wild Card (23-106), 01/15/2024
By Opponent – at Buffalo, AFC Super Wild Card (34-179), 01/15/2024

200 Yards Rushing (TEAM)

By Steelers – vs. Indianapolis, AFC Wild Card Game (51–231), 12/29/1996
By Opponent – at Oakland, AFC Divisional Playoff (55–232), 12/22/1973

Postseason Last Time

THE LAST TIME THE STEELERS/OPPONENT...

100-Yard Rusher and 100-Yard Receiver

By Steelers – at Kansas City, AFC Divisional Playoff (Bell 170, A. Brown 108), 01/15/2017
 By Opponent – vs. San Diego, AFC Wild Card Game (Muncie 126, Chandler 124, Winslow 102), 01/09/1983

100-Yard Rusher and Two 100-Yard Receivers

By Steelers – None
 By Opponent – 01/09/1983 vs. San Diego, AFC Wild Card Game (Muncie 126, Chandler 124, Winslow 102)

100-Yard Rusher, 300-Yard Passer and 100-Yard Receiver

By Steelers – None
 By Opponent – 01/09/1983 vs. San Diego, AFC Wild Card Game (Muncie 126, Fouts 333, Chandler 124, Winslow 102)

100-Yard Rusher, 300-Yard Passer and Two 100-Yard Receiver

By Steelers – None
 By Opponent – 01/09/1983 vs. San Diego, AFC Wild Card Game (Muncie 126, Fouts 333, Chandler 124, Winslow 102)

100-Yard Rusher and 300-Yard Passer

By Steelers – None
 By Opponent – 01/09/1983 vs. San Diego, AFC Wild Card Game (Muncie 126, Fouts 333)

Two 100-Yard Receivers and 300-Yard Passer

By Steelers – 01/10/2021 vs. Cleveland, AFC Wild Card Playoff (Smith-Schuster 13-157, Johnson 11-117, Roethlisberger 501)
 By Opponent – 01/22/2017 at New England, AFC Championship Game (Brady 384, Hogan 180, Edelman 118)

100-Yard Rusher, 100-Yard Receiver, 200-Yard Receiver and 400-Yard Passer

By Steelers – None
 By Opponent – None

100-Yard Rusher, Two 100-Yard Receivers and 400-Yard Passer

By Steelers – None
 By Opponent – None

Three 100-Yard Receivers and 300-Yard Passer

By Steelers – None
 By Opponent – None

Three Rushing Touchdowns

By Steelers – 01/11/2009 vs. San Diego, AFC Divisional Playoff, (Parker 2, Russell 1)
 By Opponent – 01/04/2018 vs. Jacksonville, AFC Divisional Playoff (Fournette 3, Yeldon 1)

Four Rushing Touchdowns

By Steelers – 12/29/1996, vs. Indianapolis, AFC Wild Card Game (Bettis 2, Stewart 2, Witman 1)
 By Opponent – 01/14/2018 vs. Jacksonville, AFC Divisional Playoff (Fournette 3, Yeldon 1)

Five Rushing Touchdowns

By Steelers – 12/29/1996, vs. Indianapolis, AFC Wild Card Game (Bettis 2, Stewart 2, Witman 1)
 By Opponent – None

Three Touchdown Passes

By Steelers – 01/14/2018 vs. Jacksonville, AFC Divisional Playoff (Roethlisberger 5)
 By Opponent – 01/22/2017 at New England, AFC Championship Game (Brady 3)

Four Touchdown Passes

By Steelers – 01/14/2018 vs. Jacksonville, AFC Divisional Playoff (Roethlisberger 5)
 By Opponent – 01/06/1985 vs. Miami, AFC Championship Game (Marino 4)

Five Touchdown Passes

By Steelers – 01/14/2018 vs. Jacksonville, AFC Divisional Playoff (Roethlisberger 5)
 By Opponent – None

Six Touchdown Passes

By Steelers – None
 By Opponent – None

Six Sacks

By Steelers – None
 By Opponent – 01/15/2011 vs. Baltimore, AFC Divisional Playoff (6–34)

Seven or More Sacks

By Steelers – None
 By Opponent – 01/09/1993 vs. Buffalo, AFC Divisional Playoff (7–52)

Two Opponent Fumble Recoveries

By Steelers – 01/08/2017 vs. Miami, AFC Wild Card Game (Tuitt, Walton)
 By Opponent – 01/15/2011 vs. Baltimore, AFC Divisional Playoff (Redding, Reed)

Shutout on Road

By Steelers – None
 By Opponent – None

Shutout at Home

By Steelers – None
 By Opponent – 12/21/1947 vs. Philadelphia (21–0), Eastern Division Playoff

OT Win Away from Pittsburgh

By Steelers – 01/31/1989 at Houston, AFC Wild Card Game (23–20)
 By Opponent – 01/08/2012 at Denver, AFC Wild Card Game (29-23)

OT Win in Pittsburgh

By Steelers – 01/15/2005 vs. N.Y. Jets, AFC Divisional Playoff (20–17)
 By Opponent – None

40 Points

By Steelers – 01/14/2018 vs. Jacksonville, AFC Divisional Playoff (42-45)
 By Opponent – 01/16/2022 at Kansas City, AFC Wild Card (42–21)

50 Points

By Steelers – None
 By Opponent – None

Two-Point Conversion

By Steelers – 01/22/2017 at New England, AFC Championship Game (Roethlisberger pass to D. Williams)
 By Opponent – 01/17/2016 at Denver, AFC Divisional Playoff (Peyton Manning pass to Demaryius Thomas)


Missed Point-After-Touchdown Attempt

By Steelers – 01/22/2017 at New England, AFC Championship Game (Chris Boswell kick failed)
 By Opponent – 01/22/2017 at New England, AFC Championship Game (Stephen Gostkowski kick failed)

AFC Central/North Division Playoff Races (Week-by-Week)

1980 Central Division					
Wk	CIN	CLE ●	HOU ●	PIT	
1	0-1	0-1	0-1	1-0	
2	0-2	0-2	1-1	2-0	
3	1-2	1-2	2-1	2-1	
4	1-3	2-2	3-1	3-1	
5	1-4	2-3	3-2	4-1	
6	2-4	3-3	3-3	4-2	
7	3-4	4-3	4-3	4-3	
8	3-5	5-3	5-3	4-4	
9	3-6	6-3	6-3	5-4	
10	3-7	7-3	7-3	6-4	
11	3-8	7-4	8-4	7-4	
12	3-9	8-4	8-4	7-5	
13	4-9	9-4	8-5	8-5	
14	5-9	10-4	9-5	8-6	
15	6-9	10-5	10-5	9-6	
16	6-10	11-5	11-5	9-7	

1983 Central Division					
Wk	CIN	CLE	HOU	PIT ●	
1	0-1	0-1	0-1	0-1	
2	0-2	1-1	0-2	1-1	
3	0-3	2-1	0-3	2-1	
4	1-3	3-1	0-4	2-2	
5	1-4	3-2	0-5	3-2	
6	1-5	4-2	0-6	4-2	
7	1-6	4-3	0-7	5-2	
8	2-6	4-4	0-8	6-2	
9	3-6	5-4	0-9	7-2	
10	4-6	5-5	0-10	8-2	
11	4-7	6-5	1-10	9-2	
12	5-7	7-5	1-11	9-3	
13	5-8	8-5	1-12	9-4	
14	6-8	8-6	1-13	9-5	
15	7-8	8-7	2-13	10-5	
16	7-9	9-7	2-14	10-6	



1981 Central Division				
Wk	CIN ●	CLE	HOU	PIT
1	1-0	0-1	1-0	0-1
2	2-0	0-2	2-0	0-2
3	2-1	1-2	2-1	1-2
4	3-1	2-2	2-2	2-2
5	3-2	2-3	3-2	3-2
6	4-2	2-4	4-2	4-2
7	5-2	3-4	4-3	4-3
8	5-3	4-4	4-4	5-3
9	6-3	4-5	4-5	5-4
10	7-3	4-6	5-5	5-5
11	8-3	5-6	5-6	6-5
12	9-3	5-7	5-7	7-5
13	10-3	5-8	5-8	8-5
14	10-4	5-6	6-8	8-6
15	11-4	5-10	6-9	8-7
16	12-4	5-11	7-9	8-8

1984 Central Division					
Wk	CIN	CLE	HOU	PIT ●	
1	0-1	0-1	0-1	0-1	
2	0-2	0-2	0-2	1-1	
3	0-3	0-3	0-3	2-1	
4	0-4	1-3	0-4	2-2	
5	0-5	1-4	0-5	3-2	
6	1-5	1-5	0-6	3-3	
7	1-6	1-6	0-7	4-3	
8	2-6	1-7	0-8	4-4	
9	3-6	1-8	0-9	5-4	
10	3-7	2-8	0-10	6-4	
11	4-7	2-9	1-10	6-5	
12	4-8	3-9	2-10	6-6	
13	5-8	4-9	2-11	7-6	
14	6-8	4-10	3-11	7-7	
15	7-8	4-11	3-12	8-7	
16	8-8	5-11	3-13	9-7	

1986 Central Division					
Wk	CIN	CLE ●	HOU	PIT	
1	0-1	0-1	1-0	0-1	
2	1-1	1-1	1-1	1-1	0-2
3	2-1	1-2	1-2	1-2	0-3
4	2-2	2-2	1-3	1-3	1-3
5	3-2	3-2	1-4	1-4	1-4
6	4-2	4-2	1-5	1-5	1-5
7	5-2	4-3	1-6	1-6	1-6
8	5-3	5-3	1-7	2-6	1-7
9	6-3	6-3	1-8	3-6	1-8
10	6-4	7-3	2-4	3-7	1-9
11	7-4	7-4	2-9	4-7	1-10
12	8-4	8-4	3-9	4-8	1-11
13	8-5	9-4	3-10	4-9	1-12
14	9-5	10-4	3-11	5-9	1-13
15	9-5	11-4	4-11	6-9	1-14
16	10-6	12-4	5-11	6-10	1-15

1982 Central Division				
Wk	CIN ●	CLE	HOU	PIT
1	1-0	1-0	0-1	1-0
2	1-1	1-1	1-1	2-0
3	Games Canceled (NFL Player Strike)			
4	Games Canceled (NFL Player Strike)			
5	Games Canceled (NFL Player Strike)			
6	Games Canceled (NFL Player Strike)			
7	Games Canceled (NFL Player Strike)			
8	Games Canceled (NFL Player Strike)			
9	Games Canceled (NFL Player Strike)			
10	2-1	2-1	1-2	3-0
11	3-1	2-2	1-3	3-1
12	4-1	2-3	1-4	4-1
13	5-1	2-4	1-5	4-2
14	5-2	3-4	1-6	4-3
15	6-2	4-4	1-7	5-3
16	7-2	4-5	1-8	6-3

1985 Central Division					
Wk	CIN	CLE ●	HOU	PIT	
1	0-1	0-1	1-0	1-0	
2	0-2	1-1	1-1	1-1	
3	0-3	1-2	1-2	2-1	
4	1-3	2-2	1-3	2-2	
5	1-4	3-2	1-4	2-3	
6	2-4	4-2	1-5	2-4	
7	2-5	4-3	2-5	3-4	
8	3-5	4-4	3-5	3-5	
9	4-5	4-5	4-5	4-5	
10	5-5	4-6	4-6	5-5	
11	5-6	5-6	4-7	6-5	
12	5-7	6-6	5-7	6-6	
13	6-7	7-6	5-8	6-7	
14	7-7	7-7	5-9	6-8	
15	7-8	8-7	5-10	7-8	
16	7-9	8-8	5-11	7-9	

1987 Central Division					
Wk	CIN	CLE ●	HOU ●	PIT	
1	1-0	0-1	1-0	1-0	
2	1-1	1-1	1-1	1-1	
3	Game Canceled (NFL Player Strike)				
4	1-2	2-1	2-1	2-1	
5	2-2	2-2	3-1	2-2	
6	2-3	3-2	3-2	3-2	
7	2-4	4-2	4-2	4-2	
8	2-5	4-3	5-2	4-3	
9	2-6	5-3	5-3	5-3	
10	3-6	6-3	6-3	5-4	
11	3-7	7-3	6-4	6-4	
12	3-8	7-4	6-5	6-5	
13	4-8	7-5	7-5	7-5	
14	4-9	8-5	7-6	8-5	
15	4-10	9-5	8-6	8-6	
16	4-11	10-5	9-6	8-7	

AFC Central/North Division Playoff Races (Week-by-Week)

1988 Central Division				
Wk	CIN	CLE	HOU	PIT
1	1-0	1-0	1-0	1-0
2	2-0	1-1	2-0	1-1
3	3-0	2-1	2-1	1-2
4	4-0	2-2	3-1	1-3
5	5-0	3-2	3-2	1-4
6	6-0	3-3	4-2	1-5
7	6-1	4-3	5-2	1-6
8	7-1	5-3	5-3	2-6
9	7-2	6-3	6-3	2-7
10	8-2	6-4	7-3	2-8
11	8-3	6-5	7-4	2-9
12	9-3	7-5	8-4	2-10
13	10-3	8-5	9-4	3-10
14	11-3	9-5	9-5	4-10
15	11-4	9-6	10-5	4-11
16	12-4	10-6	10-6	5-11


1990 Central Division				
Wk	CIN	CLE	HOU	PIT
1	1-0	1-0	0-1	0-1
2	2-0	1-1	0-2	1-1
3	3-0	1-2	1-2	1-2
4	3-1	1-3	2-2	1-3
5	4-1	2-3	2-3	2-3
6	4-2	2-4	3-3	3-3
7	5-2	2-5	4-3	3-4
8	5-3	2-6	4-4	4-4
9	5-4	2-7	4-5	5-4
10	6-4	2-8	5-5	5-5
11	6-5	2-9	6-5	6-5
12	7-5	2-10	6-6	6-6
13	7-6	2-11	7-6	7-6
14	7-7	3-11	8-6	8-6
15	8-7	3-12	8-7	9-6
16	9-7	3-13	9-7	9-7

1992 Central Division				
Wk	CIN	CLE	HOU	PIT
1	1-0	0-1	0-1	1-0
2	2-0	0-2	1-1	2-0
3	2-1	1-2	2-1	3-0
4	2-2	1-3	3-1	3-1
5	2-3	2-3	4-1	3-2
6	2-4	3-3	4-2	4-2
7	2-5	4-3	5-2	5-2
8	3-5	4-4	5-3	6-2
9	4-5	5-4	5-4	6-3
10	4-6	5-5	6-4	7-3
11	4-7	5-6	6-5	8-3
12	4-8	6-6	7-5	9-3
13	4-9	7-6	8-5	10-3
14	4-10	7-7	8-6	10-4
15	5-10	7-8	9-6	10-5
16	5-11	7-9	10-6	11-5

1989 Central Division				
Wk	CIN	CLE	HOU	PIT
1	0-1	1-0	0-1	0-1
2	1-1	2-0	1-1	0-2
3	2-1	2-1	1-1	0-2
4	3-1	3-1	2-2	2-2
5	4-1	3-2	2-3	2-3
6	4-2	3-3	3-3	3-3
7	4-3	4-3	4-3	3-4
8	5-3	5-3	4-4	4-4
9	5-4	6-3	5-4	4-5
10	5-5	7-3	6-4	4-6
11	6-5	7-3-1	7-4	5-6
12	6-6	7-4-1	7-5	6-6
13	7-6	7-5-1	8-5	6-7
14	7-7	7-6-1	9-5	7-7
15	8-7	8-6-1	9-6	8-7
16	8-8	9-6-1	9-7	9-7

1991 Central Division				
Wk	CIN	CLE	HOU	PIT
1	0-1	0-1	1-0	1-0
2	0-2	1-1	2-0	1-1
3	0-3	2-1	3-0	2-1
4	0-4	2-2	3-1	2-2
5	0-5	2-3	4-1	3-2
6	0-6	2-4	5-1	3-3
7	0-7	3-4	6-1	3-4
8	0-8	4-4	7-1	3-5
9	1-8	4-5	7-2	3-6
10	1-9	4-6	8-2	4-6
11	1-10	4-7	9-2	4-7
12	1-11	5-7	9-3	5-7
13	2-11	6-7	9-4	5-8
14	2-12	6-8	10-4	5-9
15	2-13	6-9	11-4	6-9
16	3-13	6-10	11-5	7-9

1993 Central Division				
Wk	CIN	CLE	HOU	PIT
1	0-1	1-0	0-1	0-1
2	0-2	2-0	1-1	0-2
3	0-3	3-0	1-2	1-2
4	0-4	3-1	1-3	2-2
5	0-5	3-2	1-4	3-2
6	0-6	4-2	2-4	4-2
7	0-7	5-2	3-4	4-3
8	0-8	5-3	4-4	5-3
9	0-9	5-4	5-4	6-3
10	0-10	5-5	6-4	6-4
11	1-10	5-6	7-4	6-5
12	1-11	6-6	8-4	7-5
13	1-12	6-7	9-4	8-5
14	2-12	6-8	10-4	8-6
15	3-12	7-8	11-4	8-7
16	3-13	7-9	12-4	9-7



MIKE WEBSTER
1/1/88 vs. Tampa Bay


1994 Central Division				
Wk	CIN	CLE	HOU	PIT
1	0-1	1-0	0-1	0-1
2	0-2	1-1	0-2	1-1
3	0-3	2-1	0-3	2-1
4	0-4	3-1	1-3	2-2
5	0-5	4-1	1-4	3-2
6	0-6	5-1	1-5	4-2
7	0-7	6-1	1-6	5-2
8	0-8	6-2	1-7	5-3
9	1-8	7-2	1-8	6-3
10	2-8	8-2	1-9	7-3
11	2-9	8-3	1-10	8-3
12	2-10	9-3	1-11	9-3
13	2-11	9-4	1-12	10-3
14	2-12	10-4	1-13	11-3
15	2-13	10-5	1-14	12-3
16	3-13	11-5	2-14	12-4

● Division Champion ● Wild Card Team

AFC Central/North Division Playoff Races (Week-by-Week)

1995 Central Division					
Wk	CIN	CLE	HOU	JAX	PIT
1	1-0	0-1	1-0	0-1	1-0
2	2-0	1-1	1-1	0-2	2-0
3	2-1	1-2	1-2	0-3	2-1
4	2-2	2-2	2-2	0-4	2-2
5	2-3	2-3	2-3	1-4	3-2
6	2-4	2-4	2-4	2-4	3-3
7	3-4	2-5	2-5	2-5	3-4
8	3-5	3-5	3-5	3-5	4-4
9	3-6	4-5	4-5	3-6	5-4
10	4-6	4-6	4-6	3-7	6-4
11	4-7	4-7	4-7	3-8	7-4
12	5-7	5-7	5-7	3-9	8-4
13	5-8	5-8	5-8	3-10	9-4
14	6-8	5-9	5-9	3-11	10-4
15	6-9	6-9	6-9	3-12	11-4
16	7-9	7-9	7-9	4-12	11-5

1998 Central Division					
Wk	CIN	BAL	JAX	TEN	PIT
1	0-1	0-1	1-0	1-0	1-0
2	1-1	1-1	2-0	1-1	2-0
3	1-2	1-2	3-0	1-2	2-1
4	1-3	2-2	4-0	1-3	3-1
5	2-3	2-3	5-0	2-3	3-2
6	2-4	2-4	5-1	3-3	4-2
7	2-5	2-5	5-2	3-4	5-2
8	2-6	2-6	6-2	4-4	5-3
9	2-7	3-6	7-2	5-4	6-3
10	2-8	3-7	8-2	6-4	6-4
11	2-9	4-7	8-3	6-5	7-4
12	2-10	5-7	9-3	6-6	7-5
13	2-11	5-8	10-3	7-6	7-6
14	2-12	5-9	10-4	8-6	7-7
15	3-12	5-10	10-5	8-7	7-8
16	3-13	6-10	11-5	8-8	7-9



1996 Central Division					
Wk	CIN	BAL	HOU	JAX	PIT
1	0-1	1-0	0-1	1-0	0-1
2	0-2	1-1	1-1	1-1	1-1
3	1-2	1-2	2-1	1-2	2-1
4	1-3	2-2	2-2	1-3	3-1
5	1-4	2-3	3-2	2-3	4-1
6	1-5	2-4	4-2	2-4	5-1
7	1-6	2-5	5-2	3-4	5-2
8	2-6	3-5	5-3	3-5	6-2
9	3-6	3-6	5-4	3-6	7-2
10	4-6	3-7	6-4	4-6	7-3
11	4-7	3-8	6-5	4-7	8-3
12	5-7	3-9	6-6	5-7	9-3
13	5-8	4-9	7-6	6-7	9-4
14	6-8	4-10	7-7	7-7	10-4
15	7-8	4-11	7-8	8-7	10-5
16	8-8	4-12	8-8	9-7	10-6

1999 Central Division						
Wk	CIN	CLE	BAL	JAX	TEN	PIT
1	0-1	0-1	0-1	1-0	1-0	1-0
2	0-2	0-2	0-2	2-0	2-0	2-0
3	0-3	0-3	1-2	2-1	3-0	2-1
4	1-3	0-4	2-2	3-1	3-1	2-2
5	1-4	0-5	2-3	4-1	4-1	2-3
6	1-5	0-6	Bye	5-1	Bye	3-3
7	1-6	0-7	2-4	Bye	5-1	4-3
8	1-7	1-7	2-5	6-1	6-1	Bye
9	1-8	1-8	3-5	7-1	6-2	5-3
10	1-9	2-8	3-6	8-1	7-2	5-4
11	1-10	2-9	4-6	9-1	8-2	5-5
12	2-10	2-10	4-7	10-1	9-2	5-6
13	3-10	2-11	5-7	11-1	9-3	5-7
14	4-10	2-12	6-7	12-1	10-3	5-8
15	Bye	2-13	7-7	13-1	11-3	5-9
16	4-11	2-14	8-7	13-2	12-3	6-9
17	4-12	Bye	8-8	14-2	13-3	6-10

2001 Central Division						
Wk	CIN	CLE	BAL	JAX	TEN	PIT
1	1-0	0-1	1-0	1-0	0-1	0-1
2	2-0	1-1	1-1	2-0	0-2	Bye
3	2-1	2-1	2-1	2-1	2-1	Bye 1-1
4	2-2	3-1	3-1	2-2	0-3	2-1
5	3-2	3-2	3-2	Bye	1-3	3-1
6	3-3	4-2	3-3	2-3	2-3	4-1
7	4-3	Bye	4-3	2-4	2-4	5-1
8	Bye	4-3	5-3	2-5	3-4	5-2
9	4-4	4-4	6-3	3-5	3-5	6-2
10	4-5	5-4	6-4	3-6	4-5	7-2
11	4-6	6-4	7-4	3-7	4-6	8-2
12	4-7	6-5	8-4	3-8	5-6	9-2
13	4-8	6-6	Bye	4-8	5-7	10-2
14	4-9	6-7	8-5	5-8	6-7	11-2
15	4-10	6-8	9-5	6-8	7-7	12-2
16	5-10	7-8	9-6	6-9	7-8	12-3
17	6-10	7-9	10-6	6-10	7-9	13-3

1997 Central Division					
Wk	CIN	BAL	JAX	TEN	PIT
1	1-0	0-1	1-0	1-0	0-1
2	1-1	1-1	2-0	1-1	1-1
3	1-2	2-1	3-0	1-2	1-2
4	1-3	3-1	3-1	1-3	2-2
5	1-4	3-2	4-1	1-4	3-2
6	1-5	3-3	5-1	2-4	4-2
7	1-6	3-4	5-2	3-4	5-2
8	1-7	4-4	5-3	4-4	6-2
9	2-7	4-5	6-3	4-5	6-3
10	3-7	4-6	7-3	5-5	7-3
11	3-8	4-6-1	8-3	5-6	8-3
12	4-8	4-7-1	8-4	6-6	8-4
13	4-9	4-8-1	9-4	7-6	9-4
14	5-9	5-8-1	9-5	7-7	10-4
15	6-9	6-8-1	10-5	7-8	11-4
16	7-9	6-9-1	11-5	8-8	11-5

2000 Central Division						
Wk	CIN	CLE	BAL	JAX	TEN	PIT
1	Bye	0-1	1-0	1-0	0-1	0-1
2	0-1	1-1	2-0	1-1	1-1	Bye
3	0-2	2-1	2-1	2-1	Bye	0-2
4	0-3	2-2	3-1	2-2	2-1	0-3
5	0-4	2-3	4-1	2-3	3-1	1-3
6	0-5	2-4	5-1	2-4	4-1	2-3
7	0-6	2-5	5-2	2-5	5-1	3-3
8	1-6	2-6	5-3	2-6	6-1	4-3
9	2-6	2-7	5-4	3-6	7-1	5-3
10	2-7	2-8	6-4	Bye	8-1	5-4
11	2-8	3-8	7-4	3-7	8-2	5-5
12	2-9	3-9	8-4	4-7	9-2	5-6
13	2-10	3-10	9-4	5-7	9-3	6-6
14	3-10	3-11	Bye	6-7	10-3	7-6
15	3-11	3-12	10-4	7-7	11-3	7-7
16	4-11	3-13	11-4	7-8	12-3	8-7
17	4-12	Bye	12-4	7-9	13-3	9-7

2002 North Division				
Wk	BAL	CIN	CLE	PIT
1	0-1	0-1	0-1	0-1
2	0-2	0-2	1-1	0-2
3	Bye	0-3	2-1	Bye
4	1-2	0-4	2-2	1-2
5	2-2	0-5	2-3	1-3
6	2-3	0-6	2-4	2-3
7	3-3	Bye	3-4	3-3
8	3-4	0-7	4-4	4-3
9	3-5	1-7	4-5	5-3
10	4-5	1-8	Bye	5-3-1
11	4-6	1-9	5-5	5-4-1
12	5-6	1-10	6-5	6-4-1
13	6-6	1-11	6-6	7-4-1
14	6-7	1-12	7-6	7-5-1
15	7-7	1-13	7-7	8-5-1
16	7-8	2-13	8-7	9-5-1
17	7-9	2-14	9-7	10-5-1

AFC Central/North Division Playoff Races (Week-by-Week)

2003 North Division				
Wk	BAL ●	CIN	CLE	PIT
1	0-1	0-1	0-1	1-0
2	1-1	0-2	0-2	1-1
3	2-1	0-3	1-2	2-1
4	2-2	1-3	1-3	2-2
5	Bye	1-4	2-3	2-3
6	3-2	Bye	3-3	2-4
7	3-3	2-4	3-4	Bye
8	4-3	3-4	3-5	2-5
9	5-3	3-5	Bye	2-6
10	5-4	4-5	3-6	3-6
11	5-5	5-5	4-6	3-7
12	6-5	6-5	4-7	4-7
13	7-5	7-5	4-8	4-8
14	8-5	7-6	4-9	5-8
15	8-6	8-6	4-10	5-9
16	9-6	8-7	4-11	6-9
17	10-6	8-8	5-11	6-10

2006 North Division				
Wk	BAL ●	CIN	CLE	PIT
1	1-0	1-0	0-1	1-0
2	2-0	2-0	0-2	1-1
3	3-0	3-0	0-3	1-2
4	4-0	3-1	1-3	Bye
5	4-1	Bye	1-4	1-3
6	4-2	3-2	Bye	2-3
7	Bye	4-2	1-5	2-4
8	5-2	4-3	2-5	2-5
9	6-2	4-4	2-6	2-6
10	7-2	4-5	3-6	3-6
11	8-2	5-5	3-7	4-6
12	9-2	6-5	3-8	4-7
13	9-3	7-5	4-8	5-7
14	10-3	8-5	4-9	6-7
15	11-3	8-6	4-10	7-7
16	12-3	8-7	4-11	7-8
17	13-3	8-8	4-12	8-8

2008 North Division				
Wk	BAL ●	CIN	CLE	PIT ●
1	1-0	0-1	0-1	1-0
2	Bye	0-2	0-2	2-0
3	2-0	0-3	0-3	2-1
4	2-1	0-4	1-3	3-1
5	2-2	0-5	Bye	4-1
6	2-3	0-6	2-3	Bye
7	3-3	0-7	2-4	5-1
8	4-3	0-8	3-4	5-2
9	5-3	1-8	3-5	6-2
10	6-3	Bye	3-6	6-3
11	6-4	1-8-1	4-6	7-3
12	7-4	1-9-1	4-7	8-3
13	8-4	1-10-1	4-8	9-3
14	9-4	1-11-1	4-9	10-3
15	9-5	2-11-1	4-10	11-3
16	10-5	3-11-1	4-11	11-4
17	11-5	4-11-1	4-12	12-4

2004 North Division				
Wk	BAL	CIN	CLE	PIT ●
1	0-1	0-1	1-0	1-0
2	1-1	1-1	1-1	1-1
3	2-1	1-2	1-2	2-1
4	2-2	1-3	2-2	3-1
5	3-2	Bye	2-3	4-1
6	Bye	1-4	3-3	5-1
7	4-2	2-4	3-4	Bye
8	4-3	2-5	Bye	6-1
9	5-3	3-5	3-5	7-1
10	6-3	4-5	3-6	8-1
11	7-3	4-6	3-7	9-1
12	7-4	5-6	3-8	10-1
13	7-5	6-6	3-9	11-1
14	8-5	6-7	3-10	12-1
15	8-6	6-8	3-11	13-1
16	8-7	7-8	3-12	14-1
17	9-7	8-8	4-12	15-1

2007 North Division				
Wk	BAL	CIN	CLE	PIT ●
1	0-1	1-0	0-1	1-0
2	1-1	1-1	1-1	2-0
3	2-1	1-2	1-2	3-0
4	2-2	1-3	2-2	3-1
5	3-2	Bye	2-3	4-1
6	4-2	1-4	3-3	Bye
7	4-3	2-4	Bye	4-2
8	Bye	2-5	4-3	5-2
9	4-4	2-6	5-3	6-2
10	4-5	3-6	5-4	7-2
11	4-6	3-7	6-4	7-3
12	4-7	4-7	7-4	8-3
13	4-8	4-8	7-5	9-3
14	4-9	5-8	8-5	9-4
15	4-10	5-9	9-5	9-5
16	4-11	6-9	9-6	10-5
17	5-11	7-9	10-6	10-6

2009 North Division				
Wk	BAL ●	CIN ●	CLE	PIT
1	1-0	0-1	0-1	1-0
2	2-0	1-1	0-2	1-1
3	3-0	2-1	0-3	1-2
4	3-1	3-1	0-4	2-2
5	3-2	4-1	1-4	3-2
6	3-3	4-2	1-5	4-2
7	Bye	5-2	1-6	5-2
8	4-3	Bye	1-7	Bye
9	4-4	6-2	Bye	6-2
10	5-4	7-2	1-8	6-3
11	5-5	7-3	1-9	6-4
12	6-5	8-3	1-10	6-5
13	6-6	9-3	1-11	6-6
14	7-6	9-4	2-11	6-7
15	8-6	9-5	3-11	7-7
16	8-7	10-5	4-11	8-7
17	9-7	10-6	5-11	9-7

2005 North Division				
Wk	BAL	CIN ●	CLE	PIT ●
1	0-1	1-0	0-1	1-0
2	0-2	2-0	1-1	2-0
3	Bye	3-0	1-2	2-1
4	1-2	4-0	Bye	Bye
5	1-3	4-1	2-2	3-1
6	2-3	5-1	2-3	3-2
7	2-4	5-2	2-4	4-2
8	2-5	6-2	2-5	5-2
9	2-6	7-2	3-5	6-2
10	2-7	Bye	3-6	7-2
11	3-7	7-3	4-6	7-3
12	3-8	8-3	4-7	7-4
13	4-8	9-3	4-8	7-5
14	4-9	10-3	4-9	8-5
15	5-9	11-3	5-9	9-5
16	6-9	11-4	5-10	10-5
17	6-10	11-5	6-10	11-5



● Division Champion ● Wild Card Team

AFC Central/North Division Playoff Races (Week-by-Week)

2010 North Division				
Wk	BAL●	CIN	CLE	PIT●
1	1-0	0-1	0-1	1-0
2	1-1	1-1	0-2	2-0
3	2-1	2-1	0-3	3-0
4	3-1	2-2	1-3	3-1
5	4-1	2-3	1-4	Bye
6	4-2	Bye	1-5	4-1
7	5-2	2-4	2-5	5-1
8	Bye	2-5	Bye	5-2
9	6-2	2-6	3-5	6-2
10	6-3	2-7	3-6	6-3
11	7-3	2-8	3-7	7-3
12	8-3	2-9	4-7	8-3
13	8-4	2-10	5-7	9-3
14	9-4	2-11	5-8	10-3
15	10-4	3-11	5-9	10-4
16	11-4	4-11	5-10	11-4
17	12-4	4-12	5-11	12-4

2013 North Division				
Wk	BAL	CIN●	CLE	PIT
1	0-1	0-1	0-1	0-1
2	1-1	1-1	0-2	0-2
3	2-1	2-1	1-2	0-3
4	2-2	2-2	2-2	0-4
5	3-2	3-2	3-2	Bye
6	3-3	4-2	3-3	1-4
7	3-4	5-2	3-4	2-4
8	Bye	6-2	3-5	2-5
9	3-5	6-3	4-5	2-6
10	4-5	6-4	Bye	3-6
11	4-6	7-4	4-6	4-6
12	5-6	Bye	4-7	5-6
13	6-6	8-4	4-8	5-7
14	7-6	9-4	4-9	5-8
15	8-6	9-5	4-10	6-8
16	8-7	10-5	4-11	7-8
17	8-8	11-5	4-12	8-8

2015 North Division				
Wk	BAL	CIN●	CLE	PIT●
1	0-1	1-0	0-1	0-1
2	0-2	2-0	1-1	1-1
3	0-3	3-0	1-2	2-1
4	1-3	4-0	1-3	2-2
5	1-4	5-0	2-3	3-2
6	1-5	6-0	2-4	4-2
7	1-6	Bye	2-5	4-3
8	2-6	7-0	2-6	4-4
9	Bye	8-0	2-7	5-4
10	2-7	8-1	2-8	6-4
11	3-7	8-2	Bye	Bye
12	4-7	9-2	2-9	6-5
13	4-8	10-2	2-10	7-5
14	4-9	10-3	3-10	8-5
15	4-10	11-3	3-11	9-5
16	5-10	11-4	3-12	9-6
17	5-11	12-4	3-13	10-6

2011 North Division				
Wk	BAL●	CIN●	CLE	PIT●
1	1-0	0-1	0-1	0-1
2	1-1	1-1	1-1	1-1
3	2-1	1-2	2-1	2-1
4	3-1	2-2	2-2	2-2
5	Bye	3-2	Bye	3-2
6	4-1	4-2	2-3	4-2
7	4-2	Bye	3-3	5-2
8	5-2	5-2	3-4	6-2
9	6-2	6-2	3-5	6-3
10	6-3	6-3	3-6	7-3
11	7-3	6-4	4-6	Bye
12	8-3	7-4	4-7	8-3
13	9-3	7-5	4-8	9-3
14	10-3	7-6	4-9	10-3
15	10-4	8-6	4-10	10-4
16	11-4	9-6	4-11	11-4
17	12-4	9-7	4-12	12-4

2014 North Division				
Wk	BAL●	CIN●	CLE	PIT●
1	0-1	1-0	0-1	1-0
2	1-1	2-0	1-1	1-1
3	2-1	3-0	1-2	2-1
4	3-1	Bye	Bye	2-2
5	3-2	3-1	2-2	3-2
6	4-2	3-1-1	3-2	3-3
7	5-2	3-2-1	3-3	4-3
8	5-3	4-2-1	4-3	5-3
9	5-4	5-2-1	5-3	6-3
10	6-4	5-3-1	6-3	6-4
11	Bye	6-3-1	6-4	7-4
12	7-4	7-3-1	7-4	Bye
13	7-5	8-3-1	7-5	7-5
14	8-5	8-4-1	7-6	8-5
15	9-5	9-4-1	7-7	9-5
16	9-6	10-4-1	7-8	10-5
17	10-6	10-5-1	7-9	11-5

2016 North Division				
Wk	BAL	CIN	CLE	PIT●
1	1-0	1-0	0-1	1-0
2	2-0	1-1	0-2	2-0
3	3-0	1-2	0-3	2-1
4	3-1	2-2	0-4	3-1
5	3-2	2-3	0-5	4-1
6	3-3	2-4	0-6	4-2
7	3-4	3-4	0-7	4-3
8	Bye	3-4-1	0-8	Bye
9	4-4	Bye	0-9	4-4
10	5-4	3-5-1	0-10	4-5
11	5-5	3-6-1	0-11	5-5
12	6-5	3-7-1	0-12	6-5
13	7-5	4-7-1	Bye	7-5
14	7-6	5-7-1	0-13	8-5
15	8-6	5-8-1	0-14	9-5
16	8-7	5-9-1	1-14	10-5
17	8-8	6-9-1	1-15	11-5

2012 North Division				
Wk	BAL●	CIN●	CLE	PIT
1	1-0	0-1	0-1	0-1
2	1-1	1-1	0-2	1-1
3	2-1	2-1	0-3	1-2
4	3-1	3-1	0-4	Bye
5	4-1	3-2	0-5	2-2
6	5-1	3-3	1-5	2-3
7	5-2	3-4	1-6	3-3
8	Bye	Bye	2-6	4-3
9	6-2	3-5	2-7	5-3
10	7-2	4-5	Bye	6-3
11	8-2	5-5	2-8	6-4
12	9-2	6-5	3-8	6-5
13	9-3	7-5	4-8	7-5
14	9-4	7-6	5-8	7-6
15	9-5	8-6	5-9	7-7
16	10-5	9-6	5-10	7-8
17	10-6	10-6	5-11	8-8



AFC Central/North Division Playoff Races (Week-by-Week)

2017 North Division				
Wk	BAL	CIN	CLE	PIT
1	1-0	0-1	0-1	1-0
2	2-0	0-2	0-2	2-0
3	2-1	0-3	0-3	2-1
4	2-2	1-3	0-4	3-1
5	3-2	2-3	0-5	3-2
6	3-3	Bye	0-6	4-2
7	3-4	2-4	0-7	5-2
8	4-4	3-4	0-8	6-2
9	4-5	3-5	Bye	Bye
10	Bye	3-6	0-9	7-2
11	5-5	4-6	0-10	8-2
12	6-5	5-6	0-11	9-2
13	7-5	5-7	0-12	10-2
14	7-6	5-8	0-13	11-2
15	8-6	5-9	0-14	11-3
16	9-6	6-9	0-15	12-3
17	9-7	7-9	0-16	13-3

2019 North Division				
Wk	BAL	CIN	CLE	PIT
1	1-0	0-1	0-1	0-1
2	2-0	0-2	0-2	0-2
3	2-1	0-3	1-2	0-3
4	2-2	0-4	2-2	1-3
5	3-2	0-5	2-3	1-4
6	4-2	0-6	2-4	2-4
7	5-2	0-7	Bye	Bye
8	Bye	0-8	2-5	3-4
9	6-2	Bye	2-6	4-4
10	7-2	0-9	3-6	5-4
11	8-2	0-10	4-6	5-5
12	9-2	0-11	5-6	6-5
13	10-2	1-11	5-7	7-5
14	11-2	1-12	6-7	8-5
15	12-2	1-13	6-8	8-6
16	13-2	1-14	6-9	8-7
17	14-2	2-14	6-10	8-8

2021 North Division				
Wk	BAL	CIN	CLE	PIT
1	0-1	1-0	0-1	1-0
2	1-1	1-1	1-1	1-1
3	2-1	2-1	2-1	1-2
4	3-1	3-1	3-1	1-3
5	4-1	3-2	3-2	2-3
6	5-1	4-2	3-3	3-3
7	5-2	5-2	4-3	Bye
8	Bye	5-3	4-4	4-3
9	6-2	5-4	5-4	5-3
10	6-3	Bye	5-5	5-3-1
11	7-3	6-4	6-5	5-4-1
12	8-3	7-4	6-6	5-5-1
13	8-4	7-5	Bye	6-5-1
14	8-5	7-6	7-6	6-6-1
15	8-6	8-6	7-7	7-6-1
16	8-7	9-6	7-8	7-7-1
17	8-8	10-6	7-9	8-7-1
18	8-9	10-7	8-9	9-7-1

2018 North Division				
Wk	BAL	CIN	CLE	PIT
1	1-0	1-0	0-0-1	0-0-1
2	1-1	2-0	0-1-1	0-1-1
3	2-1	2-1	1-1-1	1-1-1
4	3-1	3-1	1-2-1	1-2-1
5	3-2	4-1	2-2-1	2-2-1
6	3-3	4-2	2-3-1	3-2-1
7	4-3	4-3	2-4-1	Bye
8	4-4	5-3	2-5-1	4-2-1
9	4-5	Bye	2-6-1	5-2-1
10	Bye	5-4	3-6-1	6-2-1
11	5-5	5-5	Bye	7-2-1
12	6-5	5-6	4-6-1	7-3-1
13	7-5	5-7	4-7-1	7-4-1
14	7-6	5-8	5-7-1	7-5-1
15	8-6	6-8	6-7-1	8-5-1
16	9-6	6-9	7-7-1	8-6-1
17	10-6	6-10	7-8-1	9-6-1

2020 North Division				
Wk	BAL	CIN	CLE	PIT
1	1-0	0-1	0-1	1-0
2	2-0	0-2	1-1	2-0
3	2-1	0-2-1	2-1	3-0
4	3-1	1-2-1	3-1	Bye
5	4-1	1-3-1	4-1	4-0
6	5-1	1-4-1	4-2	5-0
7	Bye	1-5-1	5-2	6-0
8	5-2	2-5-1	5-3	7-0
9	6-2	Bye	Bye	8-0
10	6-3	2-6-1	6-3	9-0
11	6-4	2-7-1	7-3	10-0
12	6-5	2-8-1	8-3	11-0
13	7-5	2-9-1	9-3	11-1
14	8-5	2-10-1	9-4	11-2
15	9-5	3-10-1	10-4	11-3
16	10-5	4-10-1	10-5	12-3
17	11-5	4-11-1	11-5	12-4

2022 North Division				
Wk	BAL	CIN	CLE	PIT
1	1-0	0-1	1-0	1-0
2	1-1	0-2	1-1	1-1
3	2-1	1-2	2-1	1-2
4	2-2	2-2	2-2	1-3
5	3-2	2-3	2-3	1-4
6	3-3	3-3	2-4	2-4
7	4-3	4-3	2-5	2-5
8	5-3	4-4	3-5	2-6
9	6-3	5-4	Bye	Bye
10	Bye	Bye	3-6	3-6
11	7-3	6-4	3-7	3-7
12	7-4	7-4	4-7	4-7
13	8-4	8-4	5-7	5-7
14	9-4	9-4	5-8	5-8
15	9-5	10-4	6-8	6-8
16	10-5	11-4	6-9	7-8
17	10-6	Ccd.	7-9	8-8
18	10-7	12-4	7-10	9-8

2023 North Division				
Wk	BAL	CIN	CLE	PIT
1	1-0	0-1	1-0	0-1
2	2-0	0-2	1-1	1-1
3	2-1	1-2	2-1	2-1
4	3-1	1-3	2-2	2-2
5	3-2	2-3	Bye	3-2
6	4-2	3-3	3-2	Bye
7	5-2	Bye	4-2	4-2
8	6-2	4-3	4-3	4-3
9	7-2	5-3	5-3	5-3
10	7-3	5-4	6-3	6-3
11	8-3	5-5	7-3	6-4
12	9-3	5-6	7-4	7-4
13	Bye	6-6	7-5	7-5
14	10-3	7-6	8-5	7-6
15	11-3	8-6	9-5	7-7
16	12-3	8-7	10-5	8-7
17	13-3	8-8	11-5	9-7
18	13-4	9-8	11-6	10-7



T.J. WATT

1/3/22 vs. Cleveland

• Division Champion • Wild Card Team

Steelers Quarterback Records

QUARTERBACK STARTING RECORDS

Year	Player	Record	Year	Player	Record
1969	Terry Hanratty	0-5	1999	Kordell Stewart	5-6
1970	Terry Bradshaw	3-5		Mike Tomczak	1-4
	Terry Hanratty	2-4	2000	Kordell Stewart	7-4
1971	Terry Bradshaw	5-8		Kent Graham	2-3
	Terry Hanratty	1-0	2001	Kordell Stewart	13-3
1972	Terry Bradshaw	11-3	2002	Tommy Maddox	8-3-1
1973	Terry Bradshaw	8-1		Kordell Stewart	2-2
	Terry Hanratty	2-2	2003	Tommy Maddox	6-10
	Joe Gilliam	0-1	2004	Ben Roethlisberger	13-0
1974	Terry Bradshaw	5-2		Tommy Maddox	2-1
	Terry Hanratty	1-0	2005	Ben Roethlisberger	9-3
	Joe Gilliam	4-1-1		Charlie Batch	2-0
1975	Terry Bradshaw	12-2		Tommy Maddox	0-2
1976	Mike Kruczek	6-0	2006	Ben Roethlisberger	7-8
	Terry Bradshaw	4-4		Charlie Batch	1-0
1977	Terry Bradshaw	9-5	2007	Ben Roethlisberger	10-5
1978	Terry Bradshaw	14-2		Charlie Batch	0-1
1979	Terry Bradshaw	12-4	2008	Ben Roethlisberger	12-4
1980	Terry Bradshaw	9-6	2009	Ben Roethlisberger	9-6
	Cliff Stoudt	0-1		Dennis Dixon	0-1
1981	Terry Bradshaw	8-6	2010	Ben Roethlisberger	9-3
	Mark Malone	0-2		Dennis Dixon	2-0
1982	Terry Bradshaw	6-3		Charlie Batch	1-1
1983	Cliff Stoudt	9-6	2011	Ben Roethlisberger	11-4
	Terry Bradshaw	1-0		Charlie Batch	1-0
1984	Mark Malone	6-3	2012	Ben Roethlisberger	7-6
	David Woodley	3-4		Charlie Batch	1-1
1985	David Woodley	4-2		Byron Leftwich	0-1
	Mark Malone	3-5	2013	Ben Roethlisberger	8-8
	Scott Campbell	0-2	2014	Ben Roethlisberger	11-5
1986	Mark Malone	6-8	2015	Ben Roethlisberger	7-4
	Bubby Brister	0-2		Mike Vick	2-1
1987	Mark Malone	6-6		Landry Jones	1-1
	Steve Bono	2-1	2016	Ben Roethlisberger	10-4
1988	Bubby Brister	4-9		Landry Jones	1-1
	Todd Blackledge	1-2	2017	Ben Roethlisberger	12-3
1989	Bubby Brister	8-6		Landry Jones	1-0
	Todd Blackledge	1-1	2018	Ben Roethlisberger	9-6-1
1990	Bubby Brister	9-7	2019	Ben Roethlisberger	0-2
1991	Bubby Brister	5-3		Mason Rudolph	5-3
	Neil O'Donnell	2-6		Devlin Hodges	3-3
1992	Neil O'Donnell	9-3	2020	Ben Roethlisberger	12-3
	Bubby Brister	2-2		Mason Rudolph	0-1
1993	Neil O'Donnell	9-6	2021	Ben Roethlisberger	9-7
	Mike Tomczak	0-1		Mason Rudolph	0-0-1
1994	Neil O'Donnell	10-4	2022	Kenny Pickett	7-5
	Mike Tomczak	2-0		Mitch Trubisky	2-3
1995	Neil O'Donnell	9-3	2023	Kenny Pickett	7-5
	Mike Tomczak	2-2		Mason Rudolph	3-0
1996	Mike Tomczak	10-5		Mitch Trubisky	0-2
	Jim Miller	0-1			
1997	Kordell Stewart	11-5			
1998	Kordell Stewart	7-9			



QUARTERBACK CAREER RECORDS

Ben Roethlisberger (2004-21)	165-81-1
Terry Bradshaw (1970-83)	107-51
Kordell Stewart (1995-02)	45-29
Neil O'Donnell (1990-95)	39-22
Bubby Brister (1986-92)	28-29
Mark Malone (1981-87)	21-24
Tommy Maddox (2002-05)	16-16-1
Mike Tomczak (1993-99)	15-12
Kenny Pickett (2022-23)	14-10
Cliff Stoudt (1977-83)	9-7
Mason Rudolph (2019-23)	8-4-1
David Woodley (1984-85)	7-6
Mike Kruczek (1976-79)	6-0
Charlie Batch (2002-12)	6-3
Terry Hanratty (1969-75)	6-11
Joe Gilliam (1972-75)	4-2-1
Landry Jones (2013-17)	3-2
Devlin Hodges (2019)	3-3
Mike Vick (2015)	2-1
Dennis Dixon (2008-11)	2-1
Steve Bono (1987-88)	2-1
Kent Graham (2000)	2-3
Todd Blackledge (1988-89)	2-3
Mitch Trubisky (2022-23)	2-5
Byron Leftwich (2008, 2010-2012)	0-1
Jim Miller (1995-96)	0-1
Scott Campbell (1984-86)	0-2

Steelers Attendance

STEELERS YEARLY ATTENDANCE FIGURES/AVERAGE (Regular Season)

Year	Games	Home Total	Home Avg.	Away Total	Away Avg.	Yearly Total	Yearly Avg.
1933	11 ●	57,000	11,400	42,500	8,500	99,500	9,500
1934	12	85,834	14,306	63,200	10,533	149,034	12,419
1935	12	87,421	12,489	55,000	11,000	142,421	11,868
1936	12	90,464	18,093	78,747	11,250	169,211	14,101
1937	10	79,629	13,272	68,282	17,071	147,911	14,791
1938	11 ●	63,999	12,800	91,441	18,288	155,440	15,544
1939	11	37,378	7,476	105,328	17,555	142,706	12,973
1940	11	101,988	20,398	103,683	17,281	205,671	18,697
1941	11	81,129	16,226	134,233	22,372	215,362	19,579
1942	11	86,017	17,203	96,353	16,059	182,369	16,579
1943	10 ●	129,347	21,558	107,865	26,966	237,212	23,721
1944	10 ●	69,670	13,934	135,988	27,198	205,658	20,566
1945	10	95,765	19,153	149,887	29,977	245,652	24,565
1946	11	176,827	35,365	158,916	26,486	335,743	30,522
1947	13	243,271	34,753	198,628	33,105	441,899	33,992
1948	12	174,726	29,121	118,892	19,815	293,618	24,468
1949	12	152,767	25,461	123,672	20,612	276,439	23,037
1950	12	158,134	26,356	143,298	23,883	301,432	25,119
1951	12	134,126	22,354	106,925	17,821	241,051	20,088
1952	12	134,669	22,445	187,898	31,316	322,567	26,881
1953	12	157,830	26,305	155,466	25,911	313,296	26,108
1954	12	182,648	30,441	141,070	23,512	323,718	26,977
1955	12	176,496	29,416	201,711	33,619	378,207	31,517
1956	12	170,267	28,378	211,563	35,261	381,830	31,819
1957	12	168,957	28,160	197,898	32,983	366,855	30,571
1958	12	140,592	23,432	209,337	34,890	349,929	29,161
1959	12	159,870	26,645	255,573	42,596	415,443	34,620
1960	12	173,099	28,850	265,469	44,245	438,568	36,547
1961	14	155,903	22,272	287,625	41,089	443,528	31,681
1962	14	174,741	24,963	297,791	42,542	472,532	33,753
1963	14	257,985	36,855	349,922	49,927	607,477	43,391
1964	14	251,990	35,999	355,453	50,779	607,443	43,389
1965	14	228,954	32,708	366,596	52,371	595,550	42,539
1966	14	249,331	35,619	407,761	58,252	657,092	46,935
1967	14	271,522	38,789	420,655	60,094	692,177	49,441
1968	14	234,241	33,463	396,530	56,647	630,771	45,055
1969	14	273,058	39,008	416,758	59,537	689,816	49,273
1970	14	323,387	46,198	400,966	57,281	724,353	51,740
1971	14	323,812	46,259	412,446	58,921	736,258	52,590
1972	14	340,549	48,650	387,406	55,344	727,955	51,997
1973	14	377,351	53,907	332,111	47,444	709,462	50,676
1974	14	325,457	46,494	405,919	57,988	731,376	52,241
1975	14	341,205	48,744	391,700	55,957	732,905	52,350
1976	14	330,620	47,231	416,875	59,554	747,495	53,393
1977	14	337,156	48,165	399,251	57,036	736,407	52,601
1978	16	380,258	47,532	490,878	61,360	871,136	54,446
1979	16	391,931	48,991	492,722	61,590	884,653	55,291
1980	16	424,106	53,013	491,122	61,390	915,228	57,202
1981	16	421,234	52,654	483,184	60,398	904,143	56,509
1982	9	208,890	52,223	286,852	57,370	549,288	54,929
1983	16	462,587	57,823	481,357	60,170	943,944	58,997
1984	16	447,288	55,911	508,396	63,550	955,644	59,728
1985	16	436,069	54,509	481,201	60,150	917,270	57,329
1986	16	414,937	51,867	482,461	60,308	897,398	56,087

● One game of attendance unavailable ● Games played in Pittsburgh and Philadelphia ● Games played in Pittsburgh and Chicago

Steelers Attendance

STEELERS YEARLY ATTENDANCE FIGURES/AVERAGE (Regular Season) (Continued)

Year	Games	Home Total	Home Avg.	Away Total	Away Avg.	Yearly Total	Yearly Avg.
1987	15	353,402	50,486	364,454	45,557	717,856	47,857
1988	16	396,044	49,506	466,099	58,262	862,143	53,884
1989	16	383,494	47,937	441,022	55,128	824,516	51,532
1990	16	434,769	54,346	510,899	63,862	945,668	59,104
1991	16	406,935	50,867	526,678	65,835	933,613	58,351
1992	16	427,282	53,410	510,270	63,784	937,552	58,597
1993	16	440,927	55,116	503,509	62,939	944,436	59,027
1994	16	461,272	57,659	494,849	61,606	954,121	59,633
1995	16	455,913	56,989	486,946	60,868	942,859	58,929
1996	16	466,944	58,368	513,289	64,161	980,233	61,264
1997	16	462,532	57,817	519,955	64,994	982,487	61,405
1998	16	464,619	58,077	540,926	67,616	1,005,545	62,847
1999	16	416,618	52,077	555,589	69,448	972,207	60,763
2000	16	440,428	55,053	546,611	68,326	987,039	61,690
2001●	16	499,191	62,399	556,337	69,542	1,055,528	65,971
2002	16	490,274	61,284	533,174	66,647	1,023,448	63,966
2003	16	477,584	59,698	574,929	71,866	1,052,513	65,782
2004	16	507,385	63,423	574,856	71,857	1,082,241	67,640
2005	16	507,434	63,429	541,305	67,663	1,048,739	65,546
2006	16	499,461	62,433	552,626	69,078	1,052,087	65,755
2007	16	496,675	62,084	564,632	70,579	1,061,307	66,332
2008	16	503,125	62,890	573,573	71,866	1,076,698	67,294
2009	16	507,882	63,458	543,504	67,938	1,051,386	65,711
2010	16	504,669	63,084	545,046	68,131	1,049,715	65,607
2011	16	504,279	63,035	545,236	68,155	1,049,515	65,595
2012	16	489,135	61,141	589,439	73,680●	1,078,574	67,411
2013	16	458,489	57,311	567,283	70,910	1,025,772	64,111
2014	16	497,811	62,226	562,731	70,341	1,060,542	66,283
2015	16	517,854	64,731	535,858	66,982	1,053,712	65,857
2016	16	514,503	64,313	551,124	68,890	1,065,627	66,602
2017	16	499,768	62,471	535,723	66,965	1,035,491	64,718
2018	16	507,651	63,456	532,858	66,607	1,040,509	65,032
2019	16	497,896	62,237	488,694	61,087	986,590	61,662
2020●	16	15,877	5,292	85,882	14,314	101,759	11,307
2021	17	544,397	60,489	559,519	69,940	1,103,916	64,936
2022	17	530,243	66,280	621,036●	69,004	1,151,279●	67,722●
2023	17	602,796●	66,977●	543,681	67,960	1,146,477	67,439

● Team Record ● Inaugural Season at Heinz Field ● COVID-19 protocols permitted fans to only nine (three home, six away) games in 2020

Steelers Home Attendance Since 1970

ATTENDANCE AT HEINZ FIELD

The Steelers drew 602,796 fans to their nine home games during the 2023 season, averaging 66,977 per home game. Since Acrisure Stadium opened in 2001, the Steelers have averaged at least 62,000 fans per game 18 times.

Pittsburgh had a 2023 season-high 67,679 fans in Week 1 versus San Francisco.

Below are the Steelers' all-time home attendance figures since 1970 (totals do not include 2020):

ALL-TIME ATTENDANCE AT HEINZ FIELD

Regular Season

Year	Games	Total Attendance	Avg.
1970	7	318,698	45,528
1971	7	323,812	46,259
1972	7	340,549	48,650
1973	8	377,351	47,169
1974	7	325,457	46,494
1975	7	341,205	48,744
1976	7	330,620	47,231
1977	7	337,156	48,165
1978	8	380,258	47,532
1979	8	391,931	48,991
1980	8	424,106	53,013
1981	8	420,964	52,621
1982	4	208,890	52,223
1983	8	462,587	57,823
1984	8	447,288	55,911
1985	8	436,069	54,509
1986	8	414,937	51,867
1987	7	353,402	50,586
1988	8	396,044	49,506
1989	8	383,494	47,937
1990	8	434,769	54,346
1991	8	406,935	50,867
1992	8	427,782	53,410
1993	8	440,927	55,116
1994	8	461,272	57,659
1995	8	455,913	56,989
1996	8	466,944	58,368
1997	8	462,532	57,817
1998	8	464,619	58,077
1999	8	416,618	52,077
2000	8	440,428	55,053
2001	8	499,191	62,399
2002	8	490,274	61,284
2003	8	477,584	59,698
2004	8	507,385	63,423
2005	8	507,434	63,429
2006	8	499,461	62,433
2007	8	496,675	62,084
2008	8	503,125	62,890
2009	8	507,882	63,458
2010	8	504,669	63,084
2011	8	504,279	63,035
2012	8	489,135	61,141
2013	8	458,489	57,311
2014	8	497,811	62,226
2015	8	517,854	64,731
2016	8	514,503	64,313
2017	8	499,768	62,471
2018	8	507,651	63,456
2019	8	497,896	62,237
2020	8	15,877	5,292
2021	9	544,397	60,489
2022	8	530,243	66,280
2023	9	602,796	66,977

- Played four home games due to players' strike.
- Played seven home games due to players' strike.
- Inaugural season at Acrisure Stadium.
- Team Record
- COVID-19 protocols permitted fans to three home games

BREAKDOWN OF 2023 ATTENDANCE

The Steelers drew an average of 66,977 fans to each home game in 2023. It marked the 29th time in the last 30 seasons and the 23rd consecutive season that the Steelers have averaged more than 55,000 fans at each home game (excludes 2020).

The Steelers continued to be one of the most popular road teams in 2023. Pittsburgh drew 543,681 fans on the road, an average of 67,960 fans per game.

2023 REGULAR-SEASON ATTENDANCE NUMBERS

Home	Road
1. San Francisco 67,679	Las Vegas 62,541
2. Cleveland 67,576	Houston 71,399
3. Baltimore 67,272	L.A. Rams 73,471
4. Jacksonville 67,225	Cleveland 67,919
5. Tennessee 65,969	Cincinnati 65,090
6. Green Bay 67,617	Indianapolis 64,171
7. Arizona 66,436	Seattle 68,735
8. New England 66,376	Baltimore 70,355
9. Cincinnati 66,646	

TOP 10 HOME CROWDS IN STEELERS HISTORY

The Steelers set the single-game home attendance record (68,574) against the England Patriots in Week 15 of 2017.

The Steelers' overall attendance record at Three Rivers Stadium was 61,545 during the 1994 AFC Championship Game (Jan. 15, 1995) versus the San Diego Chargers. Pittsburgh's top regular-season attendance figure at Three Rivers was 60,808 on Dec. 18, 1994, versus the Cleveland Browns.

Date	Opponent	Attendance
1. Dec. 17, 2017	New England	68,574
2. Nov. 13, 2016	Dallas	67,737
3. Sept. 10, 2023	San Francisco	67,679
4. Nov. 12, 2023	Green Bay	67,617
5. Sept. 18, 2023	Cleveland	67,576
6. Oct. 16, 2022	Tampa Bay	67,307
Sept. 18, 2022	New England	67,307
8. Oct. 8, 2023	Baltimore	67,272
9. Dec. 20, 2015	Denver	67,234
10. Oct. 29, 2023	Jacksonville	67,225

* Playoff Game

91 Years with the Steelers

2023 Mike Tomlin			
W-10, L-7	Steelers	Opp.	
9/10	San Francisco	7 30 [L]	
9/18	Cleveland	26 22 [W]	
9/24	at Las Vegas	23 18 [W]	
10/1	at Houston	6 30 [L]	
10/8	Baltimore	17 10 [W]	
10/15	Bye Week		
10/22	at L.A. Rams	24 17 [W]	
10/29	Jacksonville	10 20 [L]	
11/2	Tennessee	20 16 [W]	
11/12	Green Bay	23 19 [W]	
11/19	at Cleveland	10 13 [L]	
11/26	at Cincinnati	16 10 [W]	
12/3	Arizona	10 24 [L]	
12/7	New England	18 21 [L]	
12/16	at Indianapolis	13 30 [L]	
12/23	Cincinnati	34 11 [W]	
12/31	at Seattle	30 23 [W]	
1/6	at Baltimore	17 10 [W]	
(H 5-4, A 5-3)		304	324

AFC Playoff Game (Wild Card)

1/15	at Buffalo	17 31 [L]	
------	------------	-----------	--

2022 Mike Tomlin			
W-9, L-8	Steelers	Opp.	
9/11	at Cincinnati (OT)	23 20 [W]	
9/18	New England	14 17 [L]	
9/22	at Cleveland	17 29 [L]	
10/2	N.Y. Jets	20 24 [L]	
10/9	at Buffalo	3 38 [L]	
10/16	Tampa Bay	20 18 [W]	
10/23	at Miami	10 16 [L]	
10/30	at Philadelphia	13 35 [L]	
11/6	Bye Week		
11/13	New Orleans	20 10 [W]	
11/20	Cincinnati	30 37 [L]	
11/28	at Indianapolis	24 17 [W]	
12/4	at Atlanta	19 16 [W]	
12/11	Baltimore	14 16 [L]	
12/18	at Carolina	24 16 [W]	
12/24	Las Vegas	13 10 [W]	
1/1	at Baltimore	16 13 [W]	
1/8	Cleveland	28 14 [W]	
(H 4-4, A 5-4)		308	346

2021 Mike Tomlin			
W-9, L-7, T-1	Steelers	Opp.	
9/12	at Buffalo	23 16 [W]	
9/15	Las Vegas	17 26 [L]	
9/26	Cincinnati	10 24 [L]	
10/3	at Green Bay	17 27 [L]	
10/10	Denver	27 19 [W]	
10/17	Seattle (OT)	23 20 [W]	
10/24	Bye Week		
10/31	at Cleveland	15 10 [W]	
11/8	Chicago	29 27 [W]	
11/14	Detroit (OT)	16 16 [T]	
11/21	at L.A. Chargers	37 41 [L]	
11/28	at Cincinnati	10 41 [L]	
12/5	Baltimore	20 19 [W]	
12/9	at Minnesota	28 36 [L]	
12/19	Tennessee	19 13 [W]	
12/26	at Kansas City	10 36 [L]	
1/3	Cleveland	26 14 [W]	
1/9	at Baltimore (OT)	16 13 [W]	
(H 6-2-1, A 3-5)		343	398

AFC Playoff Game (Wild Card)

1/16	at Kansas City	21 42 [L]	
------	----------------	-----------	--

2020 Mike Tomlin			
W-12, L-4	Steelers	Opp.	
9/14	at N.Y. Giants	26 16 [W]	
9/20	Denver	26 21 [W]	
9/27	Houston	28 21 [W]	
10/4	Bye Week		
10/11	Philadelphia	38 29 [W]	
10/18	Cleveland	38 7 [W]	
10/25	at Tennessee	27 24 [W]	
11/1	at Baltimore	28 24 [W]	
11/8	at Dallas	24 19 [W]	
11/15	Cincinnati	36 10 [W]	
11/22	at Jacksonville	27 3 [W]	
12/2	Baltimore	19 14 [W]	
12/7	Washington	17 23 [L]	
12/13	at Buffalo	15 26 [L]	
12/21	at Cincinnati	17 27 [L]	
12/27	Indianapolis	28 24 [W]	
1/3	at Cleveland	22 24 [L]	
(H 7-1, A 5-3)		416	312

AFC Playoff Game (Wild Card)

1/10	Cleveland	37 48 [L]	
------	-----------	-----------	--

2019 Mike Tomlin			
W-8, L-8	Steelers	Opp.	
9/8	at New England	3 33 [L]	
9/15	Seattle	26 28 [L]	
9/22	at San Francisco	20 24 [L]	
9/30	Cincinnati	27 3 [W]	
10/6	Baltimore (OT)	23 26 [L]	
10/13	at L.A. Chargers	24 17 [W]	
10/20	Bye Week		
10/28	Miami	27 14 [W]	
11/3	Indianapolis	26 24 [W]	
11/10	L.A. Rams	17 12 [W]	
11/14	at Cleveland	7 21 [L]	
11/24	at Cincinnati	16 10 [W]	
12/1	Cleveland	20 13 [W]	
12/8	at Arizona	23 17 [W]	
12/15	Buffalo	10 17 [L]	
12/22	at N.Y. Jets	10 16 [L]	
12/29	at Baltimore	10 28 [L]	
(H 5-3, A 3-5)		289	303

2018 Mike Tomlin

W-9, L-6, T-1	Steelers	Opp.	
9/9	at Cleveland (OT)	21 21 [T]	
9/16	Kansas City	37 42 [L]	
9/24	at Tampa Bay	30 27 [W]	
9/30	Baltimore	14 26 [L]	
10/7	Atlanta	41 17 [W]	
10/14	at Cincinnati	28 21 [W]	
10/28	Cleveland	33 18 [W]	
10/21	Bye Week		
11/4	at Baltimore	23 16 [W]	
11/8	Carolina	52 21 [W]	
11/18	at Jacksonville	20 16 [W]	
11/25	at Denver	17 24 [L]	
12/2	Los Angeles	30 33 [L]	
12/9	at Oakland	21 24 [L]	
12/16	New England	17 10 [W]	
12/23	at New Orleans	28 31 [L]	
12/30	Cincinnati	16 13 [W]	
(H 5-3, A 4-3-1)		428	360

2017 Mike Tomlin

W-13, L-3	Steelers	Opp.	
9/10	at Cleveland	21 18 [W]	
9/17	Minnesota	26 9 [W]	
9/24	at Chicago (OT)	17 23 [L]	
10/1	at Baltimore	26 9 [W]	
10/8	Jacksonville	9 30 [L]	
10/15	at Kansas City	19 13 [W]	
10/22	Cincinnati	29 14 [W]	
10/29	at Detroit	20 15 [W]	
11/5	Bye Week		
11/12	at Indianapolis	20 17 [W]	
11/16	Tennessee	40 17 [W]	
11/26	Green Bay	31 28 [W]	
12/4	at Cincinnati	23 20 [W]	
12/10	Baltimore	39 38 [W]	
12/17	New England	24 27 [L]	
12/25	at Houston	34 6 [W]	
12/31	Cleveland	28 24 [W]	
(H 6-2, A 7-1)		399	327

AFC Playoff Game (Divisional)

1/14	Jacksonville	42 45 [W]	
------	--------------	-----------	--

91 Years with the Steelers

MEDIA INFORMATION

FOOTBALL STAFF

2024 PLAYERS

2023 IN REVIEW

STEELERS HISTORY

RECORDS

2016 Mike Tomlin		
W- 11, L- 5	Steelers	Opp.
9/12 at Washington	38	16 [W]
9/18 Cincinnati	24	16 [W]
9/25 at Philadelphia	3	34 [L]
10/2 Kansas City	43	14 [W]
10/9 N.Y. Jets	31	13 [W]
10/16 at Miami	15	30 [L]
10/23 New England	16	27 [L]
10/30 Bye Week		
11/6 at Baltimore	14	21 [L]
11/13 Dallas	30	35 [L]
11/20 at Cleveland	24	9 [W]
11/24 at Indianapolis	28	7 [W]
12/4 N.Y. Giants	24	14 [W]
12/11 at Buffalo***	27	20 [W]
12/18 at Cincinnati	24	20 [W]
12/25 Baltimore	31	27 [W]
1/1 Cleveland (OT)	27	24 [W]
(H 6-2, A 5-3)	399	327

***Tomlin's 100th win
AFC Playoff Game (Wild Card)
 1/8 Miami 30 12 [W]
AFC Playoff Game (Divisional)
 1/15 at Kansas City 18 16 [W]
AFC Championship Game
 1/22 at New England 17 36 [L]

2015 Mike Tomlin		
W- 10, L- 6	Steelers	Opp.
9/10 at New England	21	28 [L]
9/20 San Francisco	43	18 [W]
9/27 at St. Louis	12	6 [W]
10/1 Baltimore (OT)	20	23 [L]
10/12 at San Diego	24	20 [W]
10/18 Arizona	25	13 [W]
10/25 at Kansas City	13	23 [L]
11/1 Cincinnati	10	16 [L]
11/8 Oakland	38	35 [W]
11/15 Cleveland	30	9 [W]
11/22 Bye Week		
11/29 at Seattle	30	39 [L]
12/6 Indianapolis	45	10 [W]
12/13 at Cincinnati	33	20 [W]
12/20 Denver	34	27 [W]
12/27 at Baltimore	17	20 [L]
1/3 at Cleveland	28	12 [W]
(H 6-2, A 4-4)	423	319

AFC Playoff Game (Wild Card)
 1/9 at Cincinnati 18 16 [W]
AFC Playoff Game (Divisional)
 1/17 at Denver 16 23 [L]

2014 Mike Tomlin		
W- 11, L- 5	Steelers	Opp.
9/7 Cleveland	30	27 [W]
9/11 at Baltimore	6	26 [L]
9/21 at Carolina	37	19 [W]
9/28 Tampa Bay	24	27 [L]
10/5 at Jacksonville	17	9 [W]
10/12 at Cleveland	10	31 [L]
10/20 Houston	30	23 [W]
10/26 Indianapolis	51	34 [W]
11/2 Baltimore	43	23 [W]
11/9 at N.Y. Jets	13	20 [L]
11/17 at Tennessee	27	24 [W]
11/23 Bye Week		
11/30 New Orleans	32	35 [L]
12/7 at Cincinnati	42	21 [W]
12/14 at Atlanta	27	20 [W]
12/21 Kansas City	20	12 [W]
12/28 Cincinnati	27	17 [W]
(H 5-3, A 3-5)	436	368

AFC Playoff Game (Wild Card)
 1/3 Baltimore 17 30 [L]

2013 Mike Tomlin		
W- 8, L- 8	Steelers	Opp.
9/8 Tennessee	9	16 [L]
9/16 at Cincinnati	10	20 [L]
9/22 Chicago	23	40 [L]
9/29 at Minnesota (London)	27	34 [L]
10/6 Bye Week		
10/13 at N.Y. Jets	19	6 [W]
10/20 Baltimore	19	16 [W]
10/27 at Oakland	18	21 [L]
11/3 at New England	31	55 [L]
11/10 Buffalo	23	10 [W]
11/17 Detroit	37	27 [W]
11/24 at Cleveland	27	11 [W]
11/28 at Baltimore	20	22 [L]
12/8 Miami	28	34 [L]
12/15 Cincinnati	30	20 [W]
12/22 at Green Bay	38	31 [W]
12/29 Cleveland	20	7 [W]
(H 5-3, A 3-5)	379	370

2012 Mike Tomlin		
W- 8, L- 8	Steelers	Opp.
9/9 at Denver	19	31 [L]
9/16 N.Y. Jets	27	10 [W]
9/23 at Oakland	31	34 [L]
9/30 Bye Week		
10/7 Philadelphia	16	14 [W]
10/11 at Tennessee	23	26 [L]
10/21 at Cincinnati	24	17 [W]
10/28 Washington	27	12 [W]
11/4 at N.Y. Giants	24	20 [W]
11/12 Kansas City (OT)	16	13 [W]
11/18 Baltimore	10	13 [L]
11/25 at Cleveland	14	20 [L]
12/2 at Baltimore	23	20 [W]
12/9 San Diego	24	34 [L]
12/16 at Dallas (OT)	24	27 [L]
12/23 Cincinnati	10	13 [L]
12/30 Cleveland	24	10 [W]
(H 5-3, A 3-5)	336	314

2011 Mike Tomlin		
W- 12, L- 4	Steelers	Opp.
9/11 at Baltimore	7	35 [L]
9/18 Seattle	24	0 [W]
9/25 at Indianapolis	23	20 [W]
10/2 at Houston	10	17 [L]
10/9 Tennessee	38	17 [W]
10/16 Jacksonville	17	13 [W]
10/23 at Arizona	32	20 [W]
10/30 New England	25	17 [W]
11/6 Baltimore	20	23 [L]
11/13 at Cincinnati	24	17 [W]
11/20 Bye Week		
11/27 at Kansas City	13	9 [W]
12/4 Cincinnati	35	7 [W]
12/8 Cleveland	14	3 [W]
12/19 at San Francisco	3	20 [L]
12/24 St. Louis	27	0 [W]
1/1 at Cleveland	13	9 [W]
(H 7-1, A 5-3)	325	227

AFC Playoff Game (Wild Card)
 1/8 at Denver (OT) 23 29 [L]

2010 Mike Tomlin		
W- 12, L- 4	Steelers	Opp.
9/12 Atlanta (OT)	15	9 [W]
9/19 at Tennessee	19	11 [W]
9/26 at Tampa Bay	38	13 [W]
10/3 Baltimore	14	17 [L]
10/10 Bye Week		
10/17 Cleveland	28	10 [W]
10/24 at Miami	23	22 [W]
10/31 at New Orleans	10	20 [L]
11/8 at Cincinnati	27	21 [W]
11/14 New England	26	39 [L]
11/21 Oakland	35	3 [W]
11/28 at Buffalo (OT)	19	16 [W]
12/5 at Baltimore	13	10 [W]
12/12 Cincinnati	23	7 [W]
12/19 N.Y. Jets	17	22 [L]
12/23 Carolina	27	3 [W]
1/2 at Cleveland	41	9 [W]
(H 5-3, A 7-1)	371	232

AFC Playoff Game (Divisional)
 1/15 Baltimore 31 24 [W]
AFC Championship Game
 1/23 N.Y. Jets 24 19 [W]
Super Bowl XLV (North Texas)
 2/6 Green Bay 25 31 [L]

2009 Mike Tomlin		
W- 9, L- 7	Steelers	Opp.
9/10 Tennessee (OT)	13	10 [W]
9/20 at Chicago	14	17 [L]
9/27 at Cincinnati	20	23 [L]
10/4 San Diego	38	28 [W]
10/11 at Detroit	28	20 [W]
10/18 Cleveland	27	14 [W]
10/25 Minnesota	27	17 [W]
11/1 Bye Week		
11/9 at Denver	28	10 [W]
11/15 Cincinnati	12	18 [L]
11/22 at Kansas City (OT)	14	27 [L]
11/29 at Baltimore (OT)	27	20 [L]
12/6 Oakland	24	27 [L]
12/10 at Cleveland	6	13 [L]
12/20 Green Bay	37	36 [W]
12/27 Baltimore	23	20 [W]
1/3 at Miami	30	24 [W]
(H 6-2, A 3-5)	368	324

91 Years with the Steelers

2008 Mike Tomlin		Steelers	Opp.
W-12, L-4			
9/7	Houston	38	17 [W]
9/14	at Cleveland	10	6 [W]
9/21	at Philadelphia	6	15 [L]
9/29	Baltimore (OT)	23	20 [W]
10/5	at Jacksonville	26	21 [W]
10/12	Bye Week		
10/19	at Cincinnati	38	10 [W]
10/26	N.Y. Giants	14	21 [L]
11/3	at Washington	23	6 [W]
11/9	Indianapolis	20	24 [L]
11/16	San Diego	11	10 [W]
11/20	Cincinnati	27	10 [W]
11/30	at New England	33	10 [W]
12/7	Dallas	20	13 [W]
12/14	at Baltimore	13	9 [W]
12/21	at Tennessee	14	31 [L]
12/28	Cleveland	31	0 [W]
(H 6-2, A 6-2)		347	223
<i>AFC Playoff Game (Divisional)</i>			
1/11	San Diego	35	24 [W]
<i>AFC Championship Game</i>			
1/18	Baltimore	23	14 [W]
<i>Super Bowl XLIII (Tampa Bay)</i>			
2/1	Arizona	27	23 [W]

2007 Mike Tomlin		Steelers	Opp.
W-10, L-6			
9/9	at Cleveland	34	7 [W]
9/16	Buffalo	26	3 [W]
9/23	San Francisco	37	16 [W]
9/30	at Arizona	14	21 [L]
10/7	Seattle	21	0 [W]
10/14	Bye Week		
10/21	at Denver	28	31 [L]
10/28	at Cincinnati	24	13 [W]
11/5	Baltimore	38	7 [W]
11/11	Cleveland	31	28 [W]
11/18	at N.Y. Jets (OT)	16	19 [L]
11/26	Miami	3	0 [W]
12/2	Cincinnati	24	10 [W]
12/9	at New England	13	34 [L]
12/16	Jacksonville	22	29 [L]
12/20	at St. Louis	41	24 [W]
12/30	at Baltimore	21	27 [L]
(H 7-1, A 3-5)		393	269
<i>AFC Playoff Game (Wild Card)</i>			
1/5	Jacksonville	29	31 [L]

2006 Bill Cowher		Steelers	Opp.
W-8, L-8			
9/7	Miami	28	17 [W]
9/18	at Jacksonville	0	9 [L]
9/24	Cincinnati	20	28 [L]
10/1	Bye Week		
10/8	at San Diego	13	23 [L]
10/15	Kansas City	45	7 [W]
10/22	at Atlanta (OT)	38	41 [L]
10/29	at Oakland	13	20 [L]
11/5	Denver	20	31 [L]
11/12	New Orleans	38	31 [W]
11/19	at Cleveland	24	20 [W]
11/26	at Baltimore	0	27 [L]
12/3	Tampa Bay	20	3 [W]
12/7	Cleveland	27	7 [W]
12/17	at Carolina	37	3 [W]
12/24	Baltimore	7	31 [L]
12/31	at Cincinnati (OT)	23	17 [W]
(H 5-3, A 3-5)		353	315

2005 Bill Cowher		Steelers	Opp.
W-11, L-5			
9/11	Tennessee	34	7 [W]
9/18	at Houston	27	7 [W]
9/25	New England	20	23 [L]
10/2	Bye Week		
10/10	at San Diego	24	22 [W]
10/16	Jacksonville (OT)	17	23 [L]
10/23	at Cincinnati	27	13 [W]
10/31	Baltimore	20	19 [W]
11/6	at Green Bay	20	10 [W]
11/13	Cleveland	34	21 [W]
11/20	at Baltimore (OT)	13	16 [L]
11/28	at Indianapolis	7	26 [L]
12/4	Cincinnati	31	38 [L]
12/11	Chicago	21	9 [W]
12/18	at Minnesota	18	3 [W]
12/24	at Cleveland	41	0 [W]
1/1	Detroit	35	21 [W]
(H 5-3, A 6-2)		389	258
<i>AFC Playoff Game (Wild Card)</i>			
1/8	at Cincinnati	31	17 [W]
<i>AFC Playoff Game (Divisional)</i>			
1/15	at Indianapolis	21	18 [W]
<i>AFC Championship Game</i>			
1/22	at Denver	34	17 [W]
<i>Super Bowl XL (Detroit)</i>			
2/5	Seattle	21	10 [W]

2004 Bill Cowher		Steelers	Opp.
W-15, L-1			
9/12	Oakland	24	21 [W]
9/19	at Baltimore	13	30 [L]
9/26	at Miami	13	3 [W]
10/3	Cincinnati	28	17 [W]
10/10	Cleveland	34	23 [W]
10/17	at Dallas	24	20 [W]
10/24	Bye Week		
10/31	New England	34	20 [W]
11/7	Philadelphia	27	3 [W]
11/14	at Cleveland	24	10 [W]
11/21	at Cincinnati	19	14 [W]
11/28	Washington	16	7 [W]
12/5	at Jacksonville	17	16 [W]
12/12	N.Y. Jets	17	6 [W]
12/18	at N.Y. Giants	33	30 [W]
12/26	Baltimore	20	7 [W]
1/2	at Buffalo	29	24 [W]
(H 8-0, A 7-1)		372	251
<i>AFC Playoff Game (Divisional)</i>			
1/15	N.Y. Jets (OT)	20	17 [W]
<i>AFC Championship Game</i>			
1/23	New England	27	41 [L]

2003 Bill Cowher		Steelers	Opp.
W-6, L-10			
9/7	Baltimore	34	15 [W]
9/14	at Kansas City	20	41 [L]
9/21	at Cincinnati	17	10 [W]
9/28	Tennessee	13	30 [L]
10/5	Cleveland	13	33 [L]
10/12	at Denver	14	17 [L]
10/19	Bye Week		
10/26	St. Louis***	21	33 [L]
11/2	at Seattle	16	23 [L]
11/9	Arizona	28	15 [W]
11/17	at San Francisco	14	30 [L]
11/23	at Cleveland	13	6 [W]
11/30	Cincinnati	20	24 [L]
12/7	Oakland	27	7 [W]
12/14	at N.Y. Jets	0	6 [L]
12/21	San Diego	40	24 [W]
12/28	at Baltimore (OT)	10	13 [L]
(H 4-4, A 2-6)		300	327

***1,000th game in Steelers history

2002 Bill Cowher		Steelers	Opp.
W-10, L-5, T-1			
9/9	at New England	14	30 [L]
9/15	Oakland	17	30 [L]
9/22	Bye Week		
9/29	Cleveland (OT)***	16	13 [W]
10/6	at New Orleans	29	32 [L]
10/13	at Cincinnati	34	7 [W]
10/21	Indianapolis	28	10 [W]
10/27	at Baltimore	31	18 [W]
11/3	at Cleveland	23	20 [W]
11/10	Atlanta (OT)	34	34 [T]
11/17	at Tennessee	23	31 [L]
11/24	Cincinnati	29	21 [W]
12/1	at Jacksonville	25	23 [W]
12/8	Houston	6	24 [L]
12/15	Carolina	30	14 [W]
12/23	at Tampa Bay	17	7 [W]
12/29	Baltimore	34	31 [W]
(H 5-2-1, A 5-3)		390	345
<i>AFC Playoff Game (Wild Card)</i>			
1/5	Cleveland	36	33 [W]
<i>AFC Playoff Game (Divisional)</i>			
1/11	at Tennessee (OT)	31	34 [L]

***Cowher's 100th win

2001 Bill Cowher		Steelers	Opp.
W-13, L-3			
9/9	at Jacksonville	3	21 [L]
9/23	Bye Week		
9/30	at Buffalo	20	3 [W]
10/7	Cincinnati	16	7 [W]
10/14	at Kansas City	20	17 [W]
10/21	at Tampa Bay	17	10 [W]
10/29	Tennessee	34	7 [W]
11/4	Baltimore	10	13 [L]
11/11	at Cleveland (OT)	15	12 [W]
11/18	Jacksonville	20	7 [W]
11/25	at Tennessee	34	24 [W]
12/2	Minnesota	21	16 [W]
12/9	N.Y. Jets	18	7 [W]
12/16	at Baltimore	26	21 [W]
12/23	Detroit	47	14 [W]
12/30	at Cincinnati (OT)	23	26 [L]
1/6	Cleveland	28	7 [W]
(H 7-1, A 6-2)		352	212
<i>AFC Playoff Game (Divisional)</i>			
1/20	Baltimore	27	10 [W]
<i>AFC Championship Game</i>			
1/27	New England	17	24 [L]
● Originally Scheduled 9/16			

2000 Bill Cowher		Steelers	Opp.
W-9, L-7			
9/3	Baltimore	0	16 [L]
9/10	Bye Week		
9/17	at Cleveland	20	23 [L]
9/24	Tennessee	20	23 [L]
10/1	at Jacksonville	24	13 [W]
10/8	at N.Y. Jets	20	3 [W]
10/15	Cincinnati	15	0 [W]
10/22	Cleveland	22	0 [W]
10/29	at Baltimore	9	6 [W]
11/5	at Tennessee	7	9 [L]
11/12	Philadelphia (OT)	23	26 [L]
11/19	Jacksonville	24	34 [L]
11/26	at Cincinnati	48	28 [W]
12/3	Oakland	21	20 [W]
12/10	at N.Y. Giants	10	30 [L]
12/16	Washington	24	3 [W]
12/24	at San Diego	34	21 [W]
(H 4-4, A 5-3)		321	255

91 Years with the Steelers

MEDIA INFORMATION

FOOTBALL STAFF

2024 PLAYERS

2023 IN REVIEW

STEELERS HISTORY

RECORDS

1999 Bill Cowher			
W-6, L-10	Steelers	Opp.	
9/12 at Cleveland	43	0	[W]
9/19 at Baltimore	23	20	[W]
9/26 Seattle	10	29	[L]
10/3 Jacksonville	3	17	[L]
10/10 at Buffalo	21	24	[L]
10/17 at Cincinnati	17	3	[W]
10/25 Atlanta	13	9	[W]
10/31 Bye Week			
11/7 at San Francisco	27	6	[W]
11/14 Cleveland	15	16	[L]
11/21 at Tennessee	10	16	[L]
11/28 Cincinnati	20	27	[L]
12/2 at Jacksonville	6	20	[L]
12/12 Baltimore	24	31	[L]
12/18 at Kansas City	19	35	[L]
12/26 Carolina	30	20	[W]
1/2 Tennessee	36	47	[L]
(H 2-6, A 4-4)	317	320	

1998 Bill Cowher			
W-7, L-9	Steelers	Opp.	
9/6 at Baltimore	20	13	[W]
9/13 Chicago	17	12	[W]
9/20 at Miami	0	21	[L]
9/27 Seattle	13	10	[W]
10/4 Bye Week			
10/11 at Cincinnati	20	25	[L]
10/18 Baltimore	16	6	[W]
10/26 at Kansas City	20	13	[W]
11/1 Tennessee	31	41	[L]
11/9 Green Bay	27	20	[W]
11/15 at Tennessee	14	23	[L]
11/22 Jacksonville	30	15	[W]
11/26 at Detroit (OT)	16	19	[L]
12/6 New England	9	23	[L]
12/13 at Tampa Bay	3	16	[L]
12/20 Cincinnati	24	25	[L]
12/28 at Jacksonville	3	21	[L]
(H 5-3, A 2-6)	263	303	

1997 Bill Cowher			
W-11, L-5	Steelers	Opp.	
8/31 Dallas	7	37	[L]
9/7 Washington	14	13	[W]
9/14 AFC Central Bye Week			
9/22 at Jacksonville	21	30	[L]
9/28 Tennessee	37	24	[W]
10/5 at Baltimore	42	34	[W]
10/12 Indianapolis	24	22	[W]
10/19 at Cincinnati	26	10	[W]
10/26 Jacksonville (OT)	23	17	[W]
11/3 at Kansas City	10	13	[L]
11/9 Baltimore	37	0	[W]
11/16 Cincinnati	20	3	[W]
11/23 at Philadelphia	20	23	[L]
11/30 at Arizona (OT)	26	20	[W]
12/7 Denver	35	24	[W]
12/13 at New England (OT)	24	21	[W]
12/21 at Tennessee	6	16	[L]
(H 7-1, A 4-4)	372	307	
<i>AFC Playoff Game (Divisional)</i>			
1/3 New England	7	6	[W]
<i>AFC Championship Game</i>			
1/11 Denver	21	24	[L]

1996 Bill Cowher			
W-10, L-6	Steelers	Opp.	
9/1 at Jacksonville	9	24	[L]
9/8 Baltimore	31	17	[W]
9/16 Buffalo	24	6	[W]
9/22 AFC Central Bye Week			
9/29 Houston	30	16	[W]
10/7 at Kansas City	17	7	[W]
10/13 Cincinnati	20	10	[W]
10/20 at Houston	13	23	[L]
10/27 at Atlanta	20	17	[W]
11/3 St. Louis	42	6	[W]
11/10 at Cincinnati	24	34	[L]
11/17 Jacksonville	28	3	[W]
11/25 at Miami	24	17	[W]
12/1 at Baltimore	17	31	[L]
12/8 San Diego	16	3	[W]
12/15 San Francisco	15	25	[L]
12/22 at Carolina	14	18	[L]
(H 7-1, A 3-5)	344	257	
<i>AFC Playoff Game (Wild Card)</i>			
12/29 Indianapolis	42	14	[W]
<i>AFC Playoff Game (Divisional)</i>			
1/5 at New England	3	28	[L]

1995 Bill Cowher			
W-11, L-5	Steelers	Opp.	
9/3 Detroit	23	20	[W]
9/10 at Houston	34	17	[W]
9/18 at Miami	10	23	[L]
9/24 Minnesota	24	44	[L]
10/1 San Diego	31	16	[W]
10/8 at Jacksonville	16	20	[L]
10/15 AFC Central Bye Week			
10/19 Cincinnati	9	27	[L]
10/29 Jacksonville	24	7	[W]
11/5 at Chicago (OT)	37	34	[W]
11/13 Cleveland	20	3	[W]
11/19 at Cincinnati	49	31	[W]
11/26 at Cleveland	20	17	[W]
12/3 Houston	21	7	[W]
12/10 at Oakland	29	10	[W]
12/16 New England	41	27	[W]
12/24 at Green Bay	19	24	[L]
(H 6-2, A 5-3)	407	327	
<i>AFC Playoff Game (Divisional)</i>			
1/6 Buffalo	40	21	[W]
<i>AFC Championship Game</i>			
1/14 Indianapolis	20	16	[W]
<i>Super Bowl XXX (Phoenix, Arz.)</i>			
1/28 Dallas	17	27	[L]

1994 Bill Cowher			
W-12, L-4	Steelers	Opp.	
9/4 Dallas	9	26	[L]
9/11 at Cleveland	17	10	[W]
9/18 Indianapolis	31	21	[W]
9/25 at Seattle	13	30	[L]
10/3 Houston	30	14	[W]
10/4 AFC Central Bye Week			
10/16 Cincinnati	14	10	[W]
10/23 at N.Y. Giants	10	6	[W]
10/30 at Arizona (OT)	17	20	[L]
11/6 at Houston (OT)	12	9	[W]
11/14 Buffalo	23	10	[W]
11/20 Miami (OT)	16	13	[W]
11/27 at L.A. Raiders	21	3	[W]
12/4 at Cincinnati	38	15	[W]
12/11 Philadelphia	14	3	[W]
12/18 Cleveland	17	7	[W]
12/24 at San Diego	34	37	[L]
(H 7-1, A 5-3)	316	234	
<i>AFC Playoff Game (Divisional)</i>			
1/7 Cleveland	29	9	[W]
<i>AFC Championship Game</i>			
1/15 San Diego	13	17	[L]

1993 Bill Cowher			
W-9, L-7	Steelers	Opp.	
9/5 San Francisco	13	24	[L]
9/12 at L.A. Rams	0	27	[L]
9/19 Cincinnati	34	7	[W]
9/27 at Atlanta	45	17	[W]
10/3 AFC Central Bye Week			
10/10 San Diego	16	3	[W]
10/17 New Orleans	37	14	[W]
10/24 at Cleveland	23	28	[L]
10/31 AFC Central Bye Week			
11/7 at Cincinnati	24	16	[W]
11/15 Buffalo	23	0	[W]
11/21 at Denver	13	37	[L]
11/28 at Houston	3	23	[L]
12/5 New England	17	14	[W]
12/13 at Miami	21	20	[W]
12/19 Houston	17	26	[L]
12/26 at Seattle	6	16	[L]
1/2 Cleveland	16	9	[W]
(H 6-2, A 3-5)	308	281	
<i>AFC Playoff Game (Wild Card)</i>			
1/8 at Kansas City (OT)	24	27	[L]

1992 Bill Cowher			
W-11, L-5	Steelers	Opp.	
9/6 at Houston	29	24	[W]
9/13 N.Y. Jets	27	10	[W]
9/20 at San Diego	23	6	[W]
9/27 at Green Bay	3	17	[L]
10/4 AFC Central Bye Week			
10/11 at Cleveland	9	17	[L]
10/19 Cincinnati	20	0	[W]
10/25 at Kansas City	27	3	[W]
11/1 Houston	21	20	[W]
11/8 at Buffalo	20	28	[L]
11/15 Detroit	17	14	[W]
11/22 Indianapolis	30	14	[W]
11/29 at Cincinnati	21	9	[W]
12/6 Seattle	20	14	[W]
12/13 at Chicago	6	30	[L]
12/20 Minnesota	3	6	[L]
12/27 Cleveland	23	13	[W]
(H 7-1, A 4-4)	299	225	
<i>AFC Playoff Game (Divisional)</i>			
1/9 Buffalo	3	24	[L]

91 Years with the Steelers

1991 Chuck Noll			
W-7, L-9	Steelers	Opp.	
9/1	San Diego	26	20 [W]
9/8	at Buffalo	34	52 [L]
9/15	New England	20	6 [W]
9/22	at Philadelphia	14	23 [L]
9/29	AFC Central Bye Week		
10/6	at Indianapolis	21	3 [W]
10/14	N.Y. Giants	20	23 [L]
10/20	Seattle	7	27 [L]
10/27	at Cleveland	14	17 [L]
11/3	at Denver	13	20 [L]
11/10	at Cincinnati (OT)	33	27 [W]
11/17	Washington	14	41 [L]
11/24	Houston	26	14 [W]
11/28	at Dallas	10	20 [L]
12/8	at Houston	6	31 [L]
12/15	Cincinnati	17	10 [W]
12/22	Cleveland	17	10 [W]
(H 5-3, A 2-6)	292	344	

1990 Chuck Noll			
W-9, L-7	Steelers	Opp.	
9/9	at Cleveland	3	13 [L]
9/16	Houston	20	9 [W]
9/23	at L.A. Raiders	3	20 [L]
9/30	Miami	6	28 [L]
10/7	San Diego	36	14 [W]
10/14	at Denver	34	17 [W]
10/21	at San Francisco	7	27 [L]
10/29	L.A. Rams	41	10 [W]
11/4	Atlanta	21	9 [W]
11/11	AFC Central Bye Week		
11/18	at Cincinnati	3	27 [L]
11/25	at N.Y. Jets	24	7 [W]
12/2	Cincinnati	12	16 [L]
12/9	New England***	24	3 [W]
12/16	at New Orleans	9	6 [W]
12/23	Cleveland	35	0 [W]
12/30	at Houston	14	34 [L]
(H 6-2, A 3-5)	292	240	

***Noll's 200th win

1989 Chuck Noll			
W-9, L-7	Steelers	Opp.	
9/10	Cleveland	0	51 [L]
9/17	at Cincinnati	10	41 [L]
9/24	Minnesota	27	14 [W]
10/1	at Detroit	23	3 [W]
10/8	Cincinnati	16	26 [L]
10/15	at Cleveland	17	7 [W]
10/22	at Houston	0	27 [L]
10/29	Kansas City	23	17 [W]
11/5	at Denver	7	34 [L]
11/12	Chicago	0	20 [L]
11/19	San Diego	20	17 [W]
11/26	at Miami	34	14 [W]
12/3	Houston	16	23 [L]
12/10	at N.Y. Jets	13	0 [W]
12/17	New England	28	10 [W]
12/24	at Tampa Bay	31	22 [W]
(H 4-4, A 5-3)	265	326	
AFC Playoff Game (Wild Card)			
12/31	at Houston (OT)	26	23 [W]
AFC Playoff Game (Divisional)			
1/7	at Denver	23	24 [L]

1988 Chuck Noll			
W-5, L-11	Steelers	Opp.	
9/4	Dallas	24	21 [W]
9/11	at Washington	29	30 [L]
9/18	Cincinnati	12	17 [L]
9/25	at Buffalo	28	36 [L]
10/2	Cleveland	9	23 [L]
10/9	at Phoenix	14	31 [L]
10/16	Houston	14	34 [L]
10/23	Denver	39	21 [W]
10/30	at N.Y. Jets	20	24 [L]
11/6	at Cincinnati	7	42 [L]
11/13	Philadelphia	26	27 [L]
11/20	at Cleveland	7	27 [L]
11/27	Kansas City	16	10 [W]
12/4	at Houston	37	34 [W]
12/11	at San Diego	14	20 [L]
12/18	Miami	40	24 [W]
(H 4-4, A 1-7)	336	421	

1987 Chuck Noll			
W-8, L-7	Steelers	Opp.	
9/13	San Francisco	30	17 [W]
9/20	at Cleveland	10	34 [L]
9/27	N.Y. Jets(Cancelled) - Strike		
10/4	at Atlanta	28	12 [W]
10/11	at L.A. Rams	21	31 [L]
10/18	Indianapolis	21	7 [W]
10/25	Cincinnati	23	20 [W]
11/1	at Miami	24	35 [L]
11/8	at Kansas City	17	16 [W]
11/15	Houston	3	23 [L]
11/22	at Cincinnati	30	16 [W]
11/29	New Orleans	16	20 [L]
12/6	Seattle	13	9 [W]
12/13	at San Diego	20	16 [W]
12/20	at Houston	16	24 [L]
12/26	Cleveland	13	19 [L]
(H 4-3, A 4-4)	285	299	

1986 Chuck Noll			
W-6, L-10	Steelers	Opp.	
9/7	at Seattle	0	30 [L]
9/15	Denver	10	21 [L]
9/21	at Minnesota	7	31 [L]
9/28	at Houston (OT)	22	16 [W]
10/5	Cleveland	24	27 [L]
10/13	at Cincinnati	22	24 [L]
10/19	New England	0	34 [L]
10/26	Cincinnati	30	9 [W]
11/2	Green Bay	27	3 [W]
11/9	at Buffalo	12	16 [L]
11/16	Houston	21	10 [W]
11/23	at Cleveland (OT)	31	37 [L]
11/30	at Chicago (OT)	10	13 [L]
12/7	Detroit	27	17 [W]
12/13	at N.Y. Jets	45	24 [W]
12/21	Kansas City	19	24 [L]
(H 4-4, A 2-6)	307	336	

1985 Chuck Noll			
W-7, L-9	Steelers	Opp.	
9/8	Indianapolis	45	3 [W]
9/16	at Cleveland	7	17 [L]
9/22	Houston	20	0 [W]
9/30	Cincinnati	24	37 [L]
10/6	at Miami	20	24 [L]
10/13	at Dallas	13	27 [L]
10/20	St. Louis	23	10 [W]
10/27	at Cincinnati	21	26 [L]
11/3	Cleveland	10	9 [W]
11/10	at Kansas City	36	28 [W]
11/17	at Houston	30	7 [W]
11/24	Washington	23	30 [L]
12/1	Denver	23	31 [L]
12/8	at San Diego	44	54 [L]
12/15	Buffalo	30	24 [W]
12/21	at N.Y. Giants	10	28 [L]
(H 5-3, A 2-6)	379	355	

1984 Chuck Noll			
W-9, L-7	Steelers	Opp.	
9/2	Kansas City	27	37 [L]
9/6	at N.Y. Jets	23	17 [W]
9/16	L.A. Rams	24	14 [W]
9/23	at Cleveland	10	20 [L]
10/1	Cincinnati**	38	17 [W]
10/7	Miami	7	31 [L]
10/14	at San Francisco	20	17 [W]
10/21	at Indianapolis	16	17 [L]
10/28	Atlanta	35	10 [W]
11/4	Houston	35	7 [W]
11/11	at Cincinnati	20	22 [L]
11/19	at New Orleans	24	27 [L]
11/25	San Diego	52	24 [W]
12/2	at Houston (OT)	20	23 [L]
12/9	Cleveland	23	20 [W]
12/16	at L.A. Raiders	13	7 [W]
(H 6-2, A 3-5)	387	310	

**Noll's 150th win

AFC Playoff Game (Divisional)			
12/30	at Denver	24	17 [W]
AFC Championship Game			
1/6	at Miami	28	45 [L]

1983 Chuck Noll			
W-10, L-6	Steelers	Opp.	
9/4	Denver	10	14 [L]
9/11	at Green Bay	25	21 [W]
9/18	at Houston	40	28 [W]
9/25	New England	23	28 [L]
10/2	Houston	17	10 [W]
10/10	at Cincinnati	24	14 [W]
10/16	Cleveland	44	17 [W]
10/23	at Seattle	27	21 [W]
10/30	Tampa Bay	17	12 [W]
11/6	San Diego	26	3 [W]
11/13	at Baltimore	24	13 [W]
11/20	Minnesota	14	17 [L]
11/24	at Detroit	3	45 [L]
12/4	Cincinnati	10	23 [L]
12/10	at N.Y. Jets	34	7 [W]
12/18	at Cleveland	17	30 [L]
(H 4-4, A 6-2)	355	303	

AFC Playoff Game (Divisional)			
1/1	at L.A. Raiders	10	38 [L]

91 Years with the Steelers

MEDIA INFORMATION

FOOTBALL STAFF

2024 PLAYERS

2023 IN REVIEW

STEELERS HISTORY

RECORDS

1982 Chuck Noll		
W- 6, L- 3	Steelers	Opp.
9/13 at Dallas	36	28 [W]
9/19 Cincinnati (OT)	26	20 [W]
9/26 N.Y. Giants(Cancelled) - Strike		
10/3 at Denver(Cancelled) - Strike		
10/11 Philadelphia(Cancelled) - Strike		
10/17 at Washington(Cancelled) - Strike		
10/24 Cleveland(Postponed) - Strike		
10/31 at Cincinnati(Cancelled) - Strike		
11/7 Houston(Cancelled) - Strike		
11/14 N.Y. Jets(Cancelled) - Strike		
11/21 at Houston	24	10 [W]
11/28 at Seattle	0	16 [L]
12/5 Kansas City	35	14 [W]
12/12 at Buffalo	0	13 [L]
12/19 at Cleveland	9	10 [L]
12/26 New England	37	14 [W]
1/2 Cleveland	37	21 [W]
(H 4-0, A 2-3)	204	146

AFC Tournament

1/9 San Diego	28	31 [L]
---------------	----	--------

1981 Chuck Noll		
W- 8, L- 8	Steelers	Opp.
9/6 Kansas City	33	37 [L]
9/10 at Miami	10	30 [L]
9/20 N.Y. Jets	38	10 [W]
9/27 New England (OT)	27	21 [W]
10/4 at New Orleans	20	6 [W]
10/11 Cleveland	13	7 [W]
10/18 at Cincinnati	7	34 [L]
10/26 Houston	26	13 [W]
11/1 San Francisco	14	17 [L]
11/8 at Seattle	21	24 [L]
11/15 at Atlanta	34	20 [W]
11/22 at Cleveland	32	10 [W]
11/29 L.A. Rams	24	0 [W]
12/7 at Oakland	27	30 [L]
12/13 Cincinnati	10	17 [L]
12/20 at Houston	20	21 [L]
(H 5-3, A 3-5)	356	297

1980 Chuck Noll		
W- 9, L- 7	Steelers	Opp.
9/7 Houston	31	17 [W]
9/14 at Baltimore	20	17 [W]
9/21 at Cincinnati	28	30 [L]
9/28 Chicago	38	3 [W]
10/5 at Minnesota	23	17 [W]
10/12 Cincinnati	16	17 [L]
10/20 Oakland	34	45 [L]
10/26 at Cleveland	26	27 [L]
11/2 Green Bay	22	20 [W]
11/9 at Tampa Bay	24	21 [W]
11/16 Cleveland	16	13 [W]
11/23 at Buffalo	13	28 [L]
11/30 Miami	23	10 [W]
12/4 at Houston	0	6 [L]
12/14 Kansas City	21	16 [W]
12/22 at San Diego	17	26 [L]
(H 6-2, A 3-5)	352	313

1979 Chuck Noll		
W- 12, L- 4	Steelers	Opp.
9/3 at New England (OT)*	16	13 [W]
9/9 Houston	38	7 [W]
9/16 at St. Louis	24	21 [W]
9/23 Baltimore	17	13 [W]
9/30 at Philadelphia	14	17 [L]
10/7 at Cleveland	51	35 [W]
10/14 at Cincinnati	10	34 [L]
10/22 Denver	42	7 [W]
10/28 Dallas	14	3 [W]
11/4 Washington	38	7 [W]
11/11 at Kansas City	30	3 [W]
11/18 at San Diego	7	35 [L]
11/25 Cleveland (OT)	33	30 [W]
12/2 Cincinnati	37	17 [W]
12/10 at Houston	17	20 [L]
12/16 Buffalo***	28	0 [W]
(H 8-0, A 4-4)	416	262

****Noll's 100th win*

AFC Playoff Game (Divisional)

12/30 Miami	34	14 [W]
-------------	----	--------

AFC Championship Game

1/6 Houston	27	13 [W]
-------------	----	--------

Super Bowl XIV (Pasadena, Calif.)

1/20 L.A. Rams	31	19 [W]
----------------	----	--------

1978 Chuck Noll		
W- 14, L- 2	Steelers	Opp.
9/3 at Buffalo	28	17 [W]
9/10 Seattle	21	10 [W]
9/17 at Cincinnati	28	3 [W]
9/24 Cleveland (OT)	15	9 [W]
10/1 at N.Y. Jets	28	17 [W]
10/8 Atlanta	31	7 [W]
10/15 at Cleveland	34	14 [W]
10/23 Houston	17	24 [L]
10/29 Kansas City	27	24 [W]
11/5 New Orleans	20	14 [W]
11/12 at L.A. Rams	7	10 [L]
11/19 Cincinnati	7	6 [W]
11/27 at San Francisco	24	7 [W]
12/3 at Houston	13	3 [W]
12/9 Baltimore	35	13 [W]
12/16 at Denver	21	17 [W]
(H 7-1, A 7-1)	356	195

AFC Playoff Game (Divisional)

12/30 Denver	33	10 [W]
--------------	----	--------

AFC Championship Game

1/7 Houston	34	5 [W]
-------------	----	-------

Super Bowl XIII (Miami, Fla.)

1/21 Dallas	35	31 [W]
-------------	----	--------

1977 Chuck Noll		
W- 9, L- 5	Steelers	Opp.
9/19 San Francisco	27	0 [W]
9/25 Oakland	7	16 [L]
10/2 at Cleveland	28	14 [W]
10/9 at Houston	10	27 [L]
10/17 Cincinnati	20	14 [W]
10/23 Houston	27	10 [W]
10/30 at Baltimore	21	31 [L]
11/6 at Denver	7	21 [L]
11/13 Cleveland	35	31 [W]
11/20 Dallas	28	13 [W]
11/27 at N.Y. Jets	23	20 [W]
12/4 Seattle	30	20 [W]
12/10 at Cincinnati	10	17 [L]
12/18 at San Diego	10	9 [W]
(H 6-1, A 3-4)	283	243

AFC Playoff Game (Divisional)

12/24 at Denver	21	34 [L]
-----------------	----	--------

1976 Chuck Noll		
W- 10, L- 4	Steelers	Opp.
9/12 at Oakland	28	31 [L]
9/19 Cleveland	31	14 [W]
9/26 New England	27	30 [L]
10/4 at Minnesota	6	17 [L]
10/10 at Cleveland	16	18 [L]
10/17 Cincinnati	23	6 [W]
10/24 at N.Y. Giants	27	0 [W]
10/31 San Diego	23	0 [W]
11/7 at Kansas City	45	0 [W]
11/14 Miami	14	3 [W]
11/21 Houston	32	16 [W]
11/28 at Cincinnati	7	3 [W]
12/5 Tampa Bay	42	0 [W]
12/11 at Houston	21	0 [W]
(H 6-1, A 4-3)	342	138

AFC Playoff Game (Divisional)

12/19 at Baltimore	40	14 [W]
--------------------	----	--------

AFC Championship Game

12/26 at Oakland	7	24 [L]
------------------	---	--------

1975 Chuck Noll		
W- 12, L- 2	Steelers	Opp.
9/21 at San Diego	37	0 [W]
9/28 Buffalo	21	30 [L]
10/5 at Cleveland	42	6 [W]
10/12 Denver	20	9 [W]
10/19 Chicago	34	3 [W]
10/26 at Green Bay	16	13 [W]
11/2 at Cincinnati	30	24 [W]
11/9 Houston	24	17 [W]
11/16 Kansas City	28	3 [W]
11/24 at Houston	32	9 [W]
11/30 at N.Y. Jets	20	7 [W]
12/7 Cleveland	31	17 [W]
12/13 Cincinnati	35	14 [W]
12/20 at L.A. Rams	3	10 [L]
(H 6-1, A 6-1)	373	162

AFC Playoff Game (Divisional)

12/27 Baltimore	28	10 [W]
-----------------	----	--------

AFC Championship Game

1/4 Oakland	16	10 [W]
-------------	----	--------

Super Bowl X (Miami, Fla.)

1/18 Dallas	21	17 [W]
-------------	----	--------

1974 Chuck Noll		
W- 10, L- 3, T- 1	Steelers	Opp.
9/15 Baltimore	30	0 [W]
9/22 at Denver (OT)	35	35 [T]
9/29 Oakland	0	17 [L]
10/6 at Houston	13	7 [W]
10/13 at Kansas City	34	24 [W]
10/20 Cleveland	20	16 [W]
10/28 Atlanta	24	17 [W]
11/3 Philadelphia	27	0 [W]
11/10 at Cincinnati	10	17 [L]
11/17 at Cleveland	26	16 [W]
11/25 at New Orleans	28	7 [W]
12/1 Houston	10	13 [L]
12/8 at New England	21	17 [W]
12/14 Cincinnati	27	3 [W]
(H 5-2, A 5-1-1)	305	189

AFC Playoff Game (Divisional)

12/22 Buffalo	32	14 [W]
---------------	----	--------

AFC Championship Game

12/29 at Oakland	24	13 [W]
------------------	----	--------

Super Bowl IX (New Orleans, La.)

1/12 Minnesota	16	6 [W]
----------------	----	-------

91 Years with the Steelers

1973 Chuck Noll			
W-10, L-4	Steelers	Opp.	
9/16 Detroit	24	10	[W]
9/23 Cleveland	33	6	[W]
9/30 at Houston	36	7	[W]
10/7 San Diego	38	21	[W]
10/14 at Cincinnati	7	19	[L]
10/21 N.Y. Jets	26	14	[W]
10/28 Cincinnati	20	13	[W]
11/5 Washington	21	16	[W]
11/11 at Oakland	17	9	[W]
11/18 Denver	13	23	[L]
11/25 at Cleveland	16	21	[L]
12/3 at Miami	26	30	[L]
12/9 Houston	33	7	[W]
12/15 at San Francisco	37	14	[W]
(H 7-1, A 3-3)	347	210	
<i>AFC Playoff Game (Divisional)</i>			
12/22 at Oakland	14	33	[L]

1972 Chuck Noll			
W-11, L-3	Steelers	Opp.	
9/17 Oakland	34	28	[W]
9/24 at Cincinnati	10	15	[L]
10/1 at St. Louis	25	19	[W]
10/8 at Dallas	13	17	[L]
10/15 Houston	24	7	[W]
10/22 New England	33	3	[W]
10/29 at Buffalo	38	21	[W]
11/5 Cincinnati	40	17	[W]
11/12 Kansas City	16	7	[W]
11/19 at Cleveland	24	26	[L]
11/26 Minnesota	23	10	[W]
12/3 Cleveland	30	0	[W]
12/10 at Houston	9	3	[W]
12/17 at San Diego	24	2	[W]
(H 7-0, A 4-3)	343	175	
<i>AFC Playoff Game (Divisional)</i>			
12/23 Oakland	13	7	[W]
<i>AFC Championship Game</i>			
12/31 Miami	17	21	[L]

1971 Chuck Noll			
W-6, L-8	Steelers	Opp.	
9/19 at Chicago	15	17	[L]
9/26 Cincinnati	21	10	[W]
10/3 San Diego	21	17	[W]
10/10 at Cleveland	17	27	[L]
10/18 at Kansas City	16	38	[L]
10/24 Houston	23	16	[W]
10/31 at Baltimore	21	34	[L]
11/7 Cleveland	26	9	[W]
11/14 at Miami	21	24	[L]
11/21 N.Y. Giants	17	13	[W]
11/28 Denver	10	22	[L]
12/5 at Houston	3	29	[L]
12/12 at Cincinnati	21	13	[W]
12/19 L.A. Rams	14	23	[L]
(H 5-2, A 1-6)	246	292	

1970 Chuck Noll			
W-5, L-9	Steelers	Opp.	
9/20 Houston	7	19	[L]
9/27 at Denver	13	16	[L]
10/3 at Cleveland	7	15	[L]
10/11 Buffalo	23	10	[W]
10/18 at Houston	7	3	[W]
10/25 at Oakland	14	31	[L]
11/2 Cincinnati	21	10	[W]
11/8 N.Y. Jets	21	17	[W]
11/15 Kansas City	14	31	[L]
11/22 at Cincinnati	7	34	[L]
11/29 Cleveland	28	9	[W]
12/6 Green Bay	12	20	[L]
12/13 at Atlanta	16	27	[L]
12/20 at Philadelphia	20	30	[L]
(H 4-3, A 1-6)	210	272	

1969 Chuck Noll			
W-1, L-13	Steelers	Opp.	
9/21 Detroit	16	13	[W]
9/28 at Philadelphia	27	41	[L]
10/5 St. Louis	14	27	[L]
10/12 at N.Y. Giants	7	10	[L]
10/18 at Cleveland	31	42	[L]
10/26 Washington	7	14	[L]
11/2 Green Bay	34	38	[L]
11/9 at Chicago	7	38	[L]
11/16 Cleveland	3	24	[L]
11/23 at Minnesota	14	52	[L]
11/30 at St. Louis	10	47	[L]
12/7 Dallas	7	10	[L]
12/14 N.Y. Giants	17	21	[L]
12/21 at New Orleans	24	27	[L]
(H 1-6, A 0-7)	218	404	

1968 Bill Austin			
W-2, L-11, T-1	Steelers	Opp.	
9/15 N.Y. Giants	20	34	[L]
9/22 at L.A. Rams	10	45	[L]
9/29 Baltimore	7	41	[L]
10/5 at Cleveland	24	31	[L]
10/13 at Washington	13	16	[L]
10/20 New Orleans	12	16	[L]
10/27 Philadelphia	6	3	[W]
11/3 at Atlanta	41	21	[W]
11/10 at St. Louis	28	28	[T]
11/17 Cleveland	24	45	[L]
11/24 San Francisco	28	45	[L]
12/1 St. Louis	10	20	[L]
12/8 at Dallas	7	28	[L]
12/15 at New Orleans	14	24	[L]
(H 1-6, A 1-5-1)	244	397	

1967 Bill Austin			
W-4, L-9, T-1	Steelers	Opp.	
9/17 Chicago	41	13	[W]
9/24 St. Louis	14	28	[L]
10/1 at Philadelphia	24	34	[L]
10/7 at Cleveland	10	21	[L]
10/15 N.Y. Giants	24	27	[L]
10/22 Dallas	21	24	[L]
10/29 at New Orleans	14	10	[W]
11/5 Cleveland	14	34	[L]
11/12 at St. Louis	14	14	[T]
11/19 at N.Y. Giants	20	28	[L]
11/26 Minnesota	27	41	[L]
12/3 at Detroit	24	14	[W]
12/10 Washington	10	15	[L]
12/17 at Green Bay	24	17	[W]
(H 1-6, A 3-3-1)	281	320	

1966 Bill Austin			
W-5, L-8, T-1	Steelers	Opp.	
9/11 N.Y. Giants	34	34	[T]
9/18 Detroit	17	3	[W]
9/25 Washington	27	33	[L]
10/2 at Washington	10	24	[L]
10/8 at Cleveland	10	41	[L]
10/16 Philadelphia	14	31	[L]
10/30 at Dallas	21	52	[L]
11/6 Cleveland	16	6	[W]
11/13 St. Louis	30	9	[W]
11/20 Dallas	7	20	[L]
11/27 at St. Louis	3	6	[L]
12/4 at Philadelphia	23	27	[L]
12/11 at N.Y. Giants	47	28	[W]
12/18 at Atlanta	57	33	[W]
(H 3-3-1, A 2-5)	316	347	

1965 Mike Nixon			
W-2, L-12	Steelers	Opp.	
9/19 Green Bay	9	41	[L]
9/26 at San Francisco	17	27	[L]
10/3 N.Y. Giants	13	23	[L]
10/9 at Cleveland	19	24	[L]
10/17 St. Louis	7	20	[L]
10/24 at Philadelphia	20	14	[W]
10/31 Dallas	22	13	[W]
11/7 at St. Louis	17	21	[L]
11/4 at Dallas	17	24	[L]
11/21 Washington	3	31	[L]
11/28 Cleveland	21	42	[L]
12/5 at N.Y. Giants	10	35	[L]
12/12 Philadelphia	13	47	[L]
12/19 at Washington	14	35	[L]
(H 1-6, A 1-6)	202	397	

1964 Buddy Parker			
W-5, L-9	Steelers	Opp.	
9/13 L.A. Rams	14	26	[L]
9/20 N.Y. Giants	27	24	[W]
9/27 Dallas	23	17	[W]
10/4 at Philadelphia	7	21	[L]
10/10 at Cleveland	23	7	[W]
10/18 at Minnesota	10	30	[L]
10/25 Philadelphia	10	34	[L]
11/1 Cleveland	17	30	[L]
11/8 at St. Louis	30	34	[L]
11/15 Washington	0	30	[L]
11/22 at N.Y. Giants	44	17	[W]
11/29 St. Louis	20	21	[L]
12/6 at Washington	14	7	[W]
12/13 at Dallas	14	17	[L]
(H 2-5, A 3-4)	253	315	

1963 Buddy Parker			
W-7, L-4, T-3	Steelers	Opp.	
9/15 at Philadelphia	21	21	[T]
9/22 N.Y. Giants	31	0	[W]
9/29 St. Louis	23	10	[W]
10/5 at Cleveland	23	35	[L]
10/13 at St. Louis	23	24	[L]
10/20 Washington	38	27	[W]
10/27 Dallas	27	21	[W]
11/3 at Green Bay	14	33	[L]
11/10 Cleveland	9	7	[W]
11/17 at Washington	34	28	[W]
11/24 Chicago	17	17	[T]
12/1 Philadelphia	20	20	[T]
12/8 at Dallas	24	19	[W]
12/15 at N.Y. Giants	17	33	[L]
(H 5-0-2, A 2-4-1)	321	295	

91 Years with the Steelers

MEDIA INFORMATION

FOOTBALL STAFF

2024 PLAYERS

2023 IN REVIEW

STEELERS HISTORY

RECORDS

1962 Buddy Parker			
W-9, L-5	Steelers	Opp.	
9/16 at Detroit	7	45	[L]
9/23 at Dallas	30	28	[W]
9/30 N.Y. Giants	27	31	[L]
10/6 Philadelphia	13	7	[W]
10/14 at N.Y. Giants	20	17	[W]
10/21 Dallas	27	42	[L]
10/28 Cleveland	14	41	[L]
11/4 Minnesota	39	31	[W]
11/11 at St. Louis	26	17	[W]
11/18 Washington	23	21	[W]
11/25 at Cleveland	14	35	[L]
12/2 St. Louis	19	7	[W]
12/9 at Philadelphia	26	17	[W]
12/16 at Washington	27	24	[W]
(H 4-3, A 5-2)	312	363	
<i>Playoff Bowl (Miami, Fla.)</i>			
1/6 Detroit	10	17	[L]

1961 Buddy Parker			
W-6, L-8	Steelers	Opp.	
9/17 at Dallas	24	27	[L]
9/24 N.Y. Giants	14	17	[L]
10/1 at L.A. Rams	14	24	[L]
10/8 at Philadelphia	16	21	[L]
10/15 Washington	20	0	[W]
10/22 Cleveland	28	30	[L]
10/29 San Francisco	20	10	[W]
11/5 at Cleveland	17	13	[W]
11/12 Dallas	37	7	[W]
11/19 at N.Y. Giants	21	42	[L]
11/26 St. Louis	30	27	[W]
12/3 Philadelphia	24	35	[L]
12/10 at Washington	30	14	[W]
12/17 at St. Louis	0	20	[L]
(H 4-3, A 2-5)	295	287	

1960 Buddy Parker			
W-5, L-6, T-1	Steelers	Opp.	
9/24 at Dallas	35	28	[W]
10/2 at Cleveland	20	28	[L]
10/9 N.Y. Giants	17	19	[L]
10/16 St. Louis	27	14	[W]
10/23 at Washington	27	27	[T]
10/30 Green Bay	13	19	[L]
11/6 at Philadelphia	7	34	[L]
11/13 at N.Y. Giants	24	27	[L]
11/20 Cleveland	14	10	[W]
11/27 Washington	22	10	[W]
12/11 Philadelphia	27	21	[W]
12/18 at St. Louis	7	38	[L]
(H 4-2, A 1-4-1)	240	275	

1959 Buddy Parker			
W-6, L-5, T-1	Steelers	Opp.	
9/26 Cleveland	17	7	[W]
10/4 Washington	17	23	[L]
10/11 at Philadelphia	24	28	[L]
10/18 at Washington	27	6	[W]
10/25 New York	16	21	[L]
11/1 at Chicago Cards	24	45	[L]
11/8 Detroit	10	10	[T]
11/15 at New York	14	9	[W]
11/22 at Cleveland	21	20	[W]
11/29 Philadelphia	31	0	[W]
12/6 at Chicago Bears	21	27	[L]
12/13 Chicago Cards	35	20	[W]
(H 3-2-1, A 3-3)	257	216	

1958 Buddy Parker			
W-7, L-4, T-1	Steelers	Opp.	
9/28 at San Francisco	20	23	[L]
10/5 Cleveland	12	45	[L]
10/12 Philadelphia	24	3	[W]
10/19 at Cleveland	10	27	[L]
10/26 at New York	6	17	[L]
11/2 Washington	24	16	[W]
11/9 at Philadelphia	31	24	[W]
11/16 New York	31	10	[W]
11/23 at Chicago Cards	27	20	[W]
11/30 Chicago Bears	24	10	[W]
12/7 at Washington	14	14	[T]
12/13 Chicago Cards	38	21	[W]
(H 5-1, A 2-3-1)	261	230	

1957 Buddy Parker			
W-6, L-6	Steelers	Opp.	
9/29 Washington	28	7	[W]
10/5 Cleveland	12	23	[L]
10/13 Chicago Cards	29	20	[W]
10/20 at New York	0	35	[L]
10/27 Philadelphia	6	0	[W]
11/3 at Baltimore	19	13	[W]
11/10 at Cleveland	0	24	[L]
11/24 Green Bay	10	27	[L]
12/1 at Philadelphia	6	7	[L]
12/7 New York	21	10	[W]
12/15 at Washington	3	10	[L]
12/22 at Chicago Cards	27	2	[W]
(H 4-2, A 2-4)	161	178	

1956 Walt Kiesling			
W-5, L-7	Steelers	Opp.	
9/30 Washington	30	13	[W]
10/6 Cleveland	10	14	[L]
10/14 Philadelphia	21	35	[L]
10/21 at New York	10	38	[L]
10/28 at Cleveland	24	16	[W]
11/4 New York	14	17	[L]
11/11 at Philadelphia	7	14	[L]
11/18 Chicago Cards	14	7	[W]
11/25 at Chicago Cards	27	38	[L]
12/2 L.A. Rams	30	13	[W]
12/9 at Detroit	7	45	[L]
12/16 at Washington	23	0	[W]
(H 3-3, A 2-4)	217	250	

1955 Walt Kiesling			
W-4, L-8	Steelers	Opp.	
9/26 Chicago Cards	14	7	[W]
10/2 at L.A. Rams	26	27	[L]
10/9 New York	30	23	[W]
10/15 Philadelphia	13	7	[W]
10/23 at New York	19	17	[W]
10/30 at Philadelphia	0	24	[L]
11/5 at Chicago Cards	13	27	[L]
11/13 Detroit	28	31	[L]
11/20 at Cleveland	14	41	[L]
11/27 Washington	14	23	[L]
12/4 Cleveland	7	30	[L]
12/11 at Washington	17	28	[L]
(H 3-3, A 1-5)	195	285	

1954 Walt Kiesling			
W-5, L-7	Steelers	Opp.	
9/26 at Green Bay	21	20	[W]
10/2 Washington	37	7	[W]
10/9 at Philadelphia	22	24	[L]
10/17 Cleveland	55	27	[W]
10/23 Philadelphia	17	7	[W]
10/31 at Chicago Cards	14	17	[L]
11/7 Philadelphia	6	31	[L]
11/14 at Washington	14	17	[L]
11/20 San Francisco	3	31	[L]
11/28 Chicago Cards	20	17	[W]
12/5 at New York	3	24	[L]
12/12 at Cleveland	7	42	[L]
(H 4-2, A 1-5)	219	263	

1953 Joe Bach			
W-6, L-6	Steelers	Opp.	
9/27 at Detroit	21	38	[L]
10/3 New York	24	14	[W]
10/11 Chicago Cards	31	28	[W]
10/17 at Philadelphia	7	23	[L]
10/24 Green Bay	31	14	[W]
11/1 Philadelphia	7	35	[L]
11/8 at Cleveland	16	34	[L]
11/15 at New York	14	10	[W]
11/22 Cleveland	16	20	[L]
11/29 Washington	9	17	[L]
12/6 at Chicago Cards	21	17	[W]
12/13 at Washington	14	13	[W]
(H 3-3, A 3-3)	211	263	

1952 Joe Bach			
W-5, L-7	Steelers	Opp.	
9/28 Philadelphia	25	31	[L]
10/4 Cleveland	20	21	[L]
10/12 at Philadelphia	21	26	[L]
10/19 Washington	24	28	[W]
10/26 at Chicago Cards	34	28	[W]
11/2 at Washington	24	23	[W]
11/9 Detroit	6	31	[L]
11/16 at Cleveland	28	29	[L]
11/23 Chicago Cards	17	14	[W]
11/30 New York	63	7	[W]
12/7 at San Francisco	24	7	[W]
12/14 at L.A. Rams	14	28	[L]
(H 2-4, A 3-3)	300	273	

1951 John Michelosen			
W-4, L-7, T-1	Steelers	Opp.	
10/1 New York	13	13	[T]
10/7 at Green Bay	33	35	[L]
10/14 San Francisco	24	28	[L]
10/21 at Cleveland	0	17	[L]
10/28 at Chicago Cards	28	14	[W]
11/4 Philadelphia	13	34	[L]
11/11 Green Bay	28	7	[W]
11/18 Washington	7	22	[L]
11/25 at Philadelphia	17	13	[W]
12/2 at New York	0	14	[L]
12/9 Cleveland	0	28	[L]
12/16 at Washington	20	10	[W]
(H 1-4-1, A 3-3)	183	235	

91 Years with the Steelers

1950 John Michelosen			
W-6, L-6	Steelers	Opp.	
9/17 New York	7	18	[L]
9/24 at Detroit	7	10	[L]
10/1 at Washington	26	7	[W]
10/7 Cleveland	17	30	[L]
10/15 at New York	17	6	[W]
10/22 Philadelphia	10	17	[L]
10/29 at Cleveland	7	45	[L]
11/5 at Philadelphia	9	7	[W]
11/12 Baltimore	17	7	[W]
11/23 at Chicago Cards	28	17	[W]
12/3 Washington	7	24	[L]
12/10 Chicago Cards	28	7	[W]
(H 2-4, A 4-2)	180	195	

1949 John Michelosen			
W-6, L-5, T-1	Steelers	Opp.	
9/25 New York Giants	28	7	[W]
10/3 Washington	14	27	[L]
10/8 Detroit	14	7	[W]
10/16 at New York Giants	21	17	[W]
10/23 New York Bulldogs	24	13	[W]
10/30 Philadelphia	7	38	[L]
11/6 at Washington	14	27	[L]
11/13 L.A. Rams	7	7	[T]
11/20 at Green Bay	30	7	[W]
11/27 at Philadelphia	17	34	[L]
12/4 at Chicago Bears	21	30	[L]
12/11 at New York Bulldogs	27	0	[W]
(H 3-2-1, A 3-3)	224	214	

1948 John Michelosen			
W-4, L-8	Steelers	Opp.	
9/26 at Washington	14	17	[L]
10/3 Boston	24	14	[W]
10/10 Washington	10	7	[W]
10/17 at Boston	7	13	[L]
10/24 at New York	27	34	[L]
10/31 Philadelphia	7	34	[L]
11/7 Green Bay	38	7	[W]
11/14 Chicago Cards	7	24	[L]
11/21 at Detroit	14	17	[L]
11/28 at Philadelphia	0	17	[L]
12/5 New York	38	28	[W]
12/12 at L.A. Rams	14	31	[L]
(H 4-2, A 0-6)	200	243	

1947 Jock Sutherland			
W-8, L-4	Steelers	Opp.	
9/21 Detroit	17	10	[W]
9/29 L.A. Rams	7	48	[L]
10/5 at Washington	26	27	[L]
10/12 at Boston	30	14	[W]
10/19 Philadelphia	35	24	[W]
10/26 at New York	38	21	[W]
11/2 at Green Bay	18	17	[W]
11/9 Washington	21	14	[W]
11/16 New York	24	7	[W]
11/23 at Chicago Bears	7	49	[L]
11/30 at Philadelphia	0	21	[L]
12/7 Boston	17	7	[W]
(H 5-1, A 3-3)	240	259	

Eastern Division Playoff

12/21 Philadelphia	0	21	[L]
--------------------	---	----	-----

1946 Jock Sutherland			
W-5, L-5, T-1	Steelers	Opp.	
9/20 Chicago Cards	14	7	[W]
9/29 at Washington	14	14	[T]
10/6 New York	14	17	[L]
10/13 Boston	16	7	[W]
10/20 at Green Bay	7	17	[L]
10/27 at Boston	33	7	[W]
11/3 Washington	14	7	[W]
11/10 at Detroit	7	17	[L]
11/17 Philadelphia	10	7	[W]
11/24 at New York	0	7	[L]
12/1 at Philadelphia	7	10	[L]
(H 4-1, A 1-4-1)	136	117	

1945 Jim Leonard			
W-2, L-8	Steelers	Opp.	
9/25 at Boston	7	28	[L]
10/7 New York	6	34	[L]
10/14 Washington	0	14	[L]
10/21 at New York	21	7	[W]
10/28 Boston	6	10	[L]
11/4 Philadelphia	3	45	[L]
11/11 Chicago Cards	23	0	[W]
11/18 at Philadelphia	6	30	[L]
11/25 at Chicago Bears	7	28	[L]
12/2 at Washington	0	24	[L]
(H 1-4, A 1-4)	79	220	

1944* Walt Kiesling and Phil Handler			
W-0, L-10	Steelers	Opp.	
9/24 Cleveland	28	30	[L]
10/8 Green Bay	7	34	[L]
10/15 at Chicago Bears	7	34	[L]
10/22 at New York	0	23	[L]
10/29 at Washington	20	42	[L]
11/5 Detroit	6	27	[L]
11/12 at Detroit	7	21	[L]
11/19 Cleveland	6	33	[L]
11/26 Green Bay	20	35	[L]
12/3 Chicago Bears	7	49	[L]
(H 0-6, A 0-4)	108	328	

*Combined with Chicago Cards

● Home game played in Chicago

1943* Walt Kiesling and Greasy Neale			
W-5, L-4, T-1	Steelers	Opp.	
10/2 Brooklyn	17	0	[W]
10/9 New York	28	14	[W]
10/17 at Chicago Bears	21	48	[L]
10/24 at New York	14	42	[L]
10/31 Chicago Cards	34	13	[W]
11/7 Washington	14	14	[T]
11/14 at Brooklyn	7	13	[L]
11/21 Detroit	35	34	[W]
11/28 at Washington	27	14	[W]
12/5 Green Bay	28	38	[L]
(H 4-1-1, A 1-3)	225	230	

*Combined with Philadelphia Eagles

● Home game played in Philadelphia

1942 Walt Kiesling			
W-7, L-4	Steelers	Opp.	
9/13 Philadelphia	14	24	[L]
9/20 at Washington	14	24	[L]
10/4 New York	13	10	[W]
10/11 at Brooklyn	7	0	[W]
10/18 at Philadelphia	14	0	[W]
10/25 Washington	0	14	[L]
11/1 at New York	17	9	[W]
11/8 at Detroit	35	7	[W]
11/22 Chicago Cards	19	3	[W]
11/29 Brooklyn	13	0	[W]
12/6 at Green Bay	21	24	[L]
(H 3-2, A 4-2)	167	119	

1941 Burt Bell, Aldo Donelli, Walt Kiesling			
W-1, L-9, T-1	Steelers	Opp.	
9/7 at Cleveland	14	17	[L]
9/21 Philadelphia	7	10	[L]
10/5 New York	10	37	[L]
10/12 Washington	20	24	[L]
10/19 at New York	7	28	[L]
10/26 at Chicago Bears	7	34	[L]
11/2 at Washington	3	23	[L]
11/9 at Philadelphia	7	7	[T]
11/16 Brooklyn	14	7	[W]
11/23 Green Bay	7	54	[L]
11/30 at Brooklyn	7	35	[L]
(H 1-4, A 0-5-1)	103	276	

1940 Walt Kiesling			
W-2, L-7, T-2	Steelers	Opp.	
9/8 Chicago Cards	7	7	[T]
9/15 New York	10	10	[T]
9/22 at Detroit	10	7	[W]
9/29 Brooklyn	3	10	[L]
10/6 Washington	10	40	[L]
10/13 at Brooklyn	0	21	[L]
10/20 at New York	0	12	[L]
10/27 at Green Bay	3	24	[L]
11/3 at Washington	10	37	[L]
11/10 Philadelphia	7	3	[W]
11/28 at Philadelphia	0	7	[L]
(H 1-2-2, A 1-5)	60	178	

1939 Walt Kiesling and Johnny "Blood" McNally			
W-1, L-9, T-1	Steelers	Opp.	
9/14 at Brooklyn	7	12	[L]
9/24 Chicago Cards	0	10	[L]
10/2 Chicago Bears	0	32	[L]
10/8 New York	7	14	[L]
10/15 at Washington	14	44	[L]
10/22 Washington	14	21	[L]
10/29 at Cleveland	14	14	[T]
11/5 at Brooklyn	13	17	[L]
11/19 at New York	7	23	[L]
11/23 at Philadelphia	14	17	[L]
11/26 Philadelphia	24	12	[W]
(H 1-4, A 0-5-1)	114	216	

91 Years with the Steelers



T.J. WATT

1/9/22 at Baltimore

1938 Johnny "Blood" McNally

W-2, L-9	Steelers	Opp.
9/9 at Detroit	7	16 [L]
9/11 New York	14	27 [L]
9/16 at Philadelphia	7	27 [L]
9/23 at Brooklyn	17	3 [W]
10/3 at New York	13	10 [W]
10/9 Brooklyn	7	17 [L]
10/23 at Green Bay	0	20 [L]
11/6 Washington	0	7 [L]
11/20 at Philadelphia	7	14 [L]
11/27 at Washington	0	15 [L]
12/4 at Cleveland	7	13 [L]
(H 0-3, A 2-6)	79	169

1937 Johnny "Blood" McNally

W-4, L-7	Steelers	Opp.
9/5 Philadelphia	27	14 [W]
9/19 at Brooklyn	21	0 [W]
9/26 New York	7	10 [L]
10/4 Chicago Bears	0	7 [L]
10/10 at Detroit	3	7 [L]
10/17 at Washington	20	34 [L]
10/24 Chicago Cardinals	7	13 [L]
10/31 Philadelphia	16	7 [W]
11/7 at New York	0	17 [L]
11/14 Washington	21	13 [W]
11/21 Brooklyn	0	23 [L]
(H 3-4, A 1-3)	122	145

1936 Joe Bach

W-6, L-6	Steelers	Opp.
9/13 Boston	10	0 [W]
9/23 at Brooklyn	10	6 [W]
9/27 New York	10	7 [W]
10/4 Chicago Bears	9	27 [L]
10/14 Philadelphia	17	0 [W]
10/18 at Chicago Bears	7	26 [L]
10/25 at Green Bay	10	42 [L]
11/1 Brooklyn	10	7 [W]
11/5 at Philadelphia	6	0 [W]
11/8 at Detroit	3	28 [L]
11/15 at Chicago Cards	6	14 [L]
11/29 at Boston	0	30 [L]
(H 4-1, A 2-5)	98	187

1935 Joe Bach

W-4, L-8	Steelers	Opp.
9/13 at Philadelphia	17	7 [W]
9/22 New York	7	42 [L]
9/29 Chicago Bears	7	23 [L]
10/6 at Green Bay	0	27 [L]
10/9 Philadelphia	6	17 [L]
10/20 Chicago Cards	17	13 [W]
10/27 Boston	6	0 [W]
11/3 Brooklyn	7	13 [L]
11/10 at Brooklyn	16	7 [W]
11/24 Green Bay	14	34 [L]
12/1 at Boston	3	13 [L]
12/8 at New York	0	13 [L]
(H 2-5, A 2-3)	100	209

1934 Luby DiMeolo

W-2, L-10	Steelers	Opp.
9/9 Cincinnati	13	0 [W]
9/16 Boston	0	7 [L]
9/26 Philadelphia	0	17 [L]
10/3 New York	12	14 [L]
10/7 at Philadelphia	9	7 [W]
10/10 Chicago Bears	0	28 [L]
10/14 at Boston	0	39 [L]
10/21 at New York	7	17 [L]
10/28 at Brooklyn	3	21 [L]
11/4 at Detroit	7	40 [L]
11/11 at St. Louis	0	6 [L]
11/18 Brooklyn	0	10 [L]
(H 1-5, A 1-5)	51	206

1933 Jap Douds

W-3, L-6, T-2	Steelers	Opp.
9/20 New York	2	23 [L]
9/27 Chicago Cardinals	14	13 [W]
10/4 Boston	6	21 [L]
10/11 Cincinnati	17	0 [W]
10/15 at Green Bay	0	47 [L]
10/22 at Cincinnati	0	0 [T]
10/29 at Boston	16	14 [W]
11/5 at Brooklyn	3	3 [T]
11/12 Brooklyn	0	32 [L]
11/19 at Philadelphia	6	25 [L]
12/3 at New York	3	27 [L]
(H 2-3, A 1-3-2)	67	205

91 Years with the Steelers

MEDIA INFORMATION

FOOTBALL STAFF

2024 PLAYERS

2023 IN REVIEW


STEELERS HISTORY

RECORDS

STEELERS PLACEMENT (1970-2023)

Year	Record	Finish	Year	Record	Finish
1970	5-9	3rd in AFC Central	1998	7-9	3rd in AFC Central
1971	6-8	2nd in AFC Central	1999	6-10	4th in AFC Central
1972	11-3	AFC Central Champion (1)	2000	9-7	3rd in AFC Central
1973	10-4	2nd in AFC Central *	2001	13-3	AFC Central Champion (15)
1974	10-3-1	AFC Central Champion (2)	2002	10-5-1	AFC North Champion (16)
1975	12-2	AFC Central Champion (3)	2003	6-10	3rd in AFC North
1976	10-4	AFC Central Champion (4)	2004	15-1	AFC North Champion (17)
1977	9-5	AFC Central Champion (5)	2005	11-5	2nd in AFC North *
1978	14-2	AFC Central Champion (6)	2006	8-8	T-2nd in AFC North
1979	12-4	AFC Central Champion (7)	2007	10-6	AFC North Champion (18)
1980	9-7	3rd in AFC Central	2008	12-4	AFC North Champion (19)
1981	8-8	2nd in AFC Central	2009	9-7	T-2nd in AFC North
1982	6-3	4th in AFC Tournament *	2010	12-4	AFC North Champion (20)
1983	10-6	AFC Central Champion (8)	2011	12-4	T-1st in AFC North *
1984	9-7	AFC Central Champion (9)	2012	8-8	3rd in AFC North
1985	7-9	3rd in AFC Central	2013	8-8	2nd in AFC North
1986	6-10	3rd in AFC Central	2014	11-5	AFC North Champion (21)
1987	8-7	3rd in AFC Central	2015	10-6	2nd in AFC North *
1988	5-11	4th in AFC Central	2016	11-5	AFC North Champion (22)
1989	9-7	3rd in AFC Central *	2017	13-3	AFC North Champion (23)
1990	9-7	3rd in AFC Central	2018	9-6-1	2nd in AFC North
1991	7-9	2nd in AFC Central	2019	8-8	2nd in AFC North
1992	11-5	AFC Central Champion (10)	2020	12-4	1st in AFC North (24)
1993	9-7	2nd in AFC Central *	2021	9-7-1	2nd in AFC North *
1994	12-4	AFC Central Champion (11)	2022	9-8	3rd in AFC North
1995	11-5	AFC Central Champion (12)	2023	10-7	3rd in AFC North *
1996	10-6	AFC Central Champion (13)			
1997	11-5	AFC Central Champion (14)			


* Earned Wild Card playoff berth
 (#) = Number of Division Titles



NAJEE HARRIS

9/19/21 vs. Las Vegas

Steelers Preseason Results



2015 Record: 1-4

Steelers	Opp.	Score	Result
At Minnesota (Canton)	3	14	[L]
At Jacksonville	21	23	[L]
Green Bay	24	19	[W]
At Buffalo	19	43	[L]
Carolina	6	23	[L]

2014 Record: 1-3

Steelers	Opp.	Score	Result
At N.Y. Giants	16	20	[L]
Buffalo	19	16	[W]
At Philadelphia	21	31	[L]
Carolina	0	10	[L]

2013 Record: 0-4

Steelers	Opp.	Score	Result
N.Y. Giants	13	18	[L]
At Washington	13	24	[L]
Kansas City (OT)	20	26	[L]
At Carolina	10	25	[L]

2012 Record: 3-1

Steelers	Opp.	Score	Result
At Philadelphia	23	24	[L]
Indianapolis	26	24	[W]
At Buffalo	38	7	[W]
Carolina	17	16	[W]

2011 Record: 3-1

Steelers	Opp.	Score	Result
At Washington	7	16	[L]
Philadelphia	24	14	[W]
Atlanta	34	16	[W]
At Carolina	33	17	[W]

2010 Record: 3-1

Steelers	Opp.	Score	Result
Detroit	23	7	[W]
At N.Y. Giants	24	17	[W]
At Denver	17	34	[L]
Carolina	19	3	[W]

2009 Record: 3-1

Steelers	Opp.	Score	Result
Arizona	20	10	[W]
At Washington	13	17	[L]
Buffalo	17	0	[W]
At Carolina	21	10	[W]

2008 Record: 3-1

Steelers	Opp.	Score	Result
Philadelphia	16	10	[W]
Buffalo (at Toronto)	21	24	[L]
At Minnesota	12	10	[W]
Carolina	19	16	[W]

2007 Record: 4-1

Steelers	Opp.	Score	Result
New Orleans (at Canton)	20	7	[W]
Green Bay	9	13	[L]
At Washington	12	10	[W]
Philadelphia	27	13	[W]
At Carolina	19	3	[W]

2006 Record: 0-4

Steelers	Opp.	Score	Result
At Arizona	13	21	[L]
Minnesota	10	17	[L]
At Philadelphia	7	16	[L]
Carolina	13	15	[L]

2005 Record: 3-1

Steelers	Opp.	Score	Result
Philadelphia	38	31	[W]
Miami	17	3	[W]
At Washington	10	17	[L]
At Carolina	21	17	[W]

2004 Record: 2-2

Steelers	Opp.	Score	Result
At Detroit	21	27	[L]
Houston	38	3	[W]
At Philadelphia	27	21	[W]
Carolina	13	16	[L]

2003 Record: 1-3

Steelers	Opp.	Score	Result
At Detroit	13	26	[L]
Philadelphia	16	21	[W]
Dallas	15	14	[W]
At Carolina	14	21	[L]

2002 Record: 2-2

Steelers	Opp.	Score	Result
N.Y. Jets	6	16	[L]
At Washington	34	35	[L]
At Detroit	34	22	[W]
Minnesota	17	14	[W]

2001 Record: 3-1

Steelers	Opp.	Score	Result
At Atlanta	17	16	[W]
At Minnesota	10	24	[L]
Detroit	20	7	[W]
Buffalo	20	0	[W]

2000 Record: 3-2

Steelers	Opp.	Score	Result
At Dallas	38	10	[W]
Miami	13	10	[W]
Carolina	13	0	[W]
Indianapolis (at Mexico City)	23	24	[L]
At Washington	10	17	[L]

1999 Record: 1-3

Steelers	Opp.	Score	Result
Chicago	30	23	[W]
At Carolina	13	20	[L]
Washington	14	27	[L]
At Buffalo	14	16	[L]

1998 Record: 3-2

Steelers	Opp.	Score	Result
Tampa Bay (at Canton)	6	30	[L]
Buffalo	24	13	[W]
At Philadelphia	17	21	[L]
Atlanta (at Morgantown)	28	22	[W]
Carolina	38	24	[W]

Steelers Preseason Results

1997 Record: 5-0

	Steelers	Opp.
Chicago (<i>at Dublin</i>)	30	17 [W]
At Kansas City	28	14 [W]
Philadelphia	42	26 [W]
Detroit	28	20 [W]
At Carolina	27	19 [W]

1996 Record: 2-3

	Steelers	Opp.
San Diego (<i>at Tokyo</i>)	10	20 [L]
St. Louis	16	10 [W]
At Green Bay	17	24 [L]
Tampa Bay	13	3 [W]
At Philadelphia	19	20 [L]

1995 Record: 1-3

	Steelers	Opp.
At Buffalo	31	10 [W]
Green Bay	13	36 [L]
At Tampa Bay	7	20 [L]
Philadelphia	6	16 [L]

1994 Record: 1-3

	Steelers	Opp.
At Miami	14	24 [L]
L.A. Raiders	29	17 [W]
Indianapolis	14	17 [L]
At Washington	21	22 [L]

1993 Record: 2-3

	Steelers	Opp.
San Francisco (<i>at Barcelona</i>)	14	21 [L]
N.Y. Jets	17	13 [W]
At N.Y. Giants	23	17 [W]
Washington	3	10 [L]
Minnesota (<i>at Minneapolis</i>)	13	30 [L]

1992 Record: 2-2

	Steelers	Opp.
Philadelphia	33	35 [L]
At New Orleans	0	26 [L]
At Chicago	28	17 [W]
N.Y. Giants	24	3 [W]

1991 Record: 2-2

	Steelers	Opp.
Washington	16	7 [W]
At Minnesota	24	34 [L]
At Philadelphia	20	21 [L]
At Detroit	16	3 [W]

1990 Record: 2-2

	Steelers	Opp.
New England (<i>at Montreal</i>)	30	14 [W]
At Washington	24	27 [L]
At Dallas	9	20 [L]
Philadelphia	20	10 [W]

1989 Record: 2-2

	Steelers	Opp.
Washington	14	21 [L]
At Cleveland	24	21 [W]
At Philadelphia	14	38 [L]
At N.Y. Giants	13	10 [W]

1988 Record: 3-1

	Steelers	Opp.
At Washington	44	31 [W]
Philadelphia	21	16 [W]
At N.Y. Giants	17	28 [L]
At New Orleans	31	28 [W]

1987 Record: 0-4

	Steelers	Opp.
At Washington	17	23 [L]
At Chicago	14	50 [L]
At New Orleans	28	31 [L]
N.Y. Giants	20	26 [L]

1986 Record: 1-3

	Steelers	Opp.
Chicago	13	23 [L]
At Washington (OT)	24	27 [L]
At Dallas	41	28 [W]
At N.Y. Giants	3	17 [L]

1985 Record: 1-3

	Steelers	Opp.
At Tampa Bay	42	27 [W]
Minnesota (<i>at Minneapolis</i>)	34	41 [L]
At St. Louis	6	14 [L]
N.Y. Giants	14	24 [L]

1984 Record: 3-1

	Steelers	Opp.
At Cleveland	31	14 [W]
Philadelphia	20	17 [W]
At Dallas	20	10 [W]
at N.Y. Giants	9	16 [L]

1983 Record: 4-1

	Steelers	Opp.
New Orleans (<i>at Canton</i>)	27	14 [W]
New England (<i>at Knoxville</i>)	27	16 [W]
N.Y. Giants	13	22 [L]
At Dallas	24	7 [W]
At Philadelphia	10	3 [W]

1982 Record: 4-0

	Steelers	Opp.
New England (<i>at Knoxville</i>)	24	20 [W]
At N.Y. Giants	13	10 [W]
Baltimore	37	15 [W]
Philadelphia	27	24 [W]

1981 Record: 2-2

	Steelers	Opp.
At Cleveland	35	31 [W]
At Philadelphia	20	36 [L]
At Dallas	14	24 [L]
N.Y. Giants	31	6 [W]

1980 Record: 3-1

	Steelers	Opp.
At N.Y. Giants	13	0 [W]
At Atlanta	17	14 [W]
N.Y. Jets	13	20 [L]
At Dallas	31	10 [W]

1979 Record: 3-1

	Steelers	Opp.
At Buffalo	15	7 [W]
N.Y. Giants	10	3 [W]
At N.Y. Jets	27	14 [W]
At Dallas	14	16 [L]

1978 Record: 2-2

	Steelers	Opp.
At Baltimore	22	10 [W]
Atlanta	13	7 [W]
At N.Y. Giants	6	13 [L]
At Dallas	13	16 [L]

1977 Record: 3-3

	Steelers	Opp.
Buffalo	28	24 [W]
At Kansas City	21	23 [L]
At N.Y. Jets	26	13 [W]
At New England	10	13 [L]
Philadelphia	21	13 [W]
At Dallas	0	30 [L]

1976 Record: 5-2

	Steelers	Opp.
All Stars (<i>at Chicago</i>)	24	0 [W]
At New Orleans	14	14 [W]
At Philadelphia	14	7 [W]
At Washington	27	7 [W]
N.Y. Giants	0	17 [L]
At Dallas	10	20 [L]
N.Y. Jets	41	6 [W]

1975 Record: 3-4

	Steelers	Opp.
All Stars (<i>at Chicago</i>)	21	14 [W]
Philadelphia	14	17 [L]
Oakland (<i>at Berkeley</i>)	21	24 [L]
At Baltimore	31	10 [W]
N.Y. Giants (<i>at Princeton</i>)	7	24 [L]
New Orleans	24	13 [W]
At Dallas	16	17 [L]

1974 Record: 6-0

	Steelers	Opp.
At New Orleans	26	7 [W]
Chicago	50	21 [W]
At Philadelphia (ot)	33	30 [W]
N.Y. Giants	17	7 [W]
At Washington	21	19 [W]
At Dallas	41	15 [W]

1973 Record: 4-2

	Steelers	Opp.
Baltimore	34	7 [W]
Minnesota (<i>at Bloomington</i>)	6	10 [L]
Philadelphia	17	3 [W]
At N.Y. Giants	24	29 [L]
At Green Bay	30	22 [W]
Atlanta	19	0 [W]

1972 Record: 4-1-1

	Steelers	Opp.
N.Y. Giants	28	10 [W]
N.Y. Jets (<i>at Seattle</i>)	22	3 [W]
At Atlanta	31	17 [W]
Baltimore (<i>at Tampa</i>)	13	16 [L]
New Orleans (<i>at Memphis</i>)	56	7 [W]
Washington	10	10 (T)

1971 Record: 3-2

	Steelers	Opp.
At Green Bay	16	13 [W]
At Cincinnati	13	20 [L]
Minnesota	21	26 [L]
N.Y. Jets (<i>at Cleveland</i>)	35	21 [W]
At N.Y. Giants	20	3 [W]

1970 Record: 4-1

	Steelers	Opp.
Miami (<i>at Jacksonville</i>)	10	16 [L]
Minnesota (<i>at Bloomington</i>)	20	13 [W]
N.Y. Giants	21	6 [W]
Boston (<i>at Shreveport</i>)	31	3 [W]
At Oakland	20	6 [W]

STEELERS HISTORY

Steelers Preseason Results

1969 Record: 2-3

	Steelers	Opp.	
St. Louis (at Norfolk)	12	27	[L]
New Orleans (at Baton Rouge)	34	24	[W]
Cincinnati	13	23	[L]
At Green Bay	19	31	[L]
N.Y. Giants (at Montreal)	17	13	[W]

1968 Record: 1-4

	Steelers	Opp.	
At St. Louis	7	24	[L]
At San Diego	36	33	[W]
Cincinnati (at Morgantown)	3	19	[L]
Green Bay (at Milwaukee)	17	21	[L]
Washington (at Norfolk)	17	24	[L]

1967 Record: 2-3

	Steelers	Opp.	
At Green Bay	20	31	[L]
New Orleans (at Baton Rouge)	17	20	[L]
St. Louis (at Nashville)	24	13	[W]
At San Diego	16	7	[W]
Washington (at Norfolk)	10	16	[L]

1966 Record: 1-4

	Steelers	Opp.	
N.Y. Giants (at Ithaca)	14	16	[L]
Minnesota (at Portland)	6	35	[L]
San Francisco (at Portland)	34	17	[W]
At Green Bay	6	17	[L]
Cleveland (at Birmingham)	10	14	[L]

1965 Record: 0-5

	Steelers	Opp.	
Minnesota (at Atlanta)	21	31	[L]
N.Y. Giants (at New Haven)	7	16	[L]
Baltimore (at Atlanta)	10	38	[L]
San Francisco (at Providence)	9	23	[L]
Cleveland (at Akron)	16	28	[L]

Steelers vs. NFL Opponents (All-Time Record: 707-606-22)



ARIZONA CARDINALS

STEELERS WON 36, LOST 24, TIED 3 (Home: 23-9-1, Road: 12-15-2, Neutral: 1-0)

STEELERS	CARDINALS	STEELERS	CARDINALS	STEELERS	CARDINALS						
1933 h	14	13	[W]	1955	13	27	[L]	1965 h	7	20	[L]
1935 h	17	13	[W]	1956 h	14	7	[W]	1965	17	21	[L]
1936	6	14	[L]	1956	27	38	[L]	1967 h	14	28	[L]
1937 h	7	13	[L]	1957 h	29	20	[W]	1967	14	14	[T]
1939 h	0	10	[L]	1957	27	2	[W]	1968	28	28	[T]
1940 h	7	7	[T]	1958	27	20	[W]	1968 h	10	20	[L]
1942 h	19	3	[W]	1958 h	38	21	[W]	1969 h	14	27	[L]
1943 h	34	13	[W]	1959	24	45	[L]	1969	10	47	[L]
1945 h	23	0	[W]	1959 h	35	20	[W]	1972	25	19	[W]
1946 h	14	7	[W]	1960 h	27	14	[W]	1979	24	21	[W]
1948 h	7	24	[L]	1960	7	38	[L]	1985 h	23	10	[W]
1950	28	17	[W]	1961 h	30	27	[W]	1988	14	31	[L]
1950 h	28	7	[W]	1961	0	20	[L]	1994	17	20	ot[L]
1951	28	14	[W]	1962	26	17	[W]	1997	26	20	ot[W]
1952	34	28	[W]	1962 h	19	7	[W]	2003 h	28	15	[W]
1952 h	17	14	[W]	1963 h	23	10	[W]	2007	14	21	[L]
1953 h	31	28	[W]	1963	23	24	[L]	2008 ●	27	23	[W]
1953	21	17	[W]	1964	30	34	[L]	2011	32	20	[W]
1954	14	17	[L]	1964 h	20	21	[L]	2015 h	25	13	[W]
1954 h	20	17	[W]	1966 h	30	9	[W]	2019	23	17	[W]
1955 h	14	7	[W]	1966	3	6	[L]	2023 h	10	24	[L]

Franchise moved from Chicago to St. Louis after 1959 season. Franchise moved from St. Louis to Phoenix after 1987 season.



ATLANTA FALCONS

STEELERS WON 15, LOST 2, TIED 1 (Home: 7-0-1, Road: 8-2)

STEELERS	FALCONS	STEELERS	FALCONS	STEELERS	FALCONS						
1966	57	33	[W]	1984 h	35	10	[W]	2002 h	34	34	ot[T]
1968	41	21	[W]	1987	28	12	[W]	2006	38	41	ot[L]
1970	16	27	[L]	1990 h	21	9	[W]	2010 h	15	9	ot[W]
1974 h	24	17	[W]	1993	45	17	[W]	2014	27	20	[W]
1978 h	31	7	[W]	1996	20	17	[W]	2018 h	41	17	[W]
1981	34	20	[W]	1999 h	13	9	[W]	2022	19	16	[W]



BALTIMORE RAVENS

STEELERS WON 35, LOST 25 (Home: 20-12, Road: 15-13)

STEELERS	RAVENS	STEELERS	RAVENS	STEELERS	RAVENS						
1996 h	31	17	[W]	2005	13	16	ot[L]	2014 h	43	23	[W]
1996	17	31	[L]	2006	0	27	[L]	2014 h ●	17	30	[L]
1997	42	34	[W]	2006 h	7	31	[L]	2015 h	20	23	ot[L]
1997 h	37	0	[W]	2007 h	38	7	[W]	2015	17	20	[L]
1998	20	13	[W]	2007	21	27	[L]	2016	14	21	[L]
1998 h	16	6	[W]	2008 h	23	20	ot[W]	2016 h	31	27	[W]
1999	23	20	[W]	2008	13	9	[W]	2017	26	9	[W]
1999 h	24	31	[L]	2008 h ●	23	14	[W]	2017 h	39	38	[W]
2000 h	0	16	[L]	2009	17	20	ot[L]	2018 h	14	26	[L]
2000	9	6	[W]	2009 h	23	20	[W]	2018	23	16	[W]
2001 h	10	13	[L]	2010 h	14	17	[L]	2019 h	23	26	ot[L]
2001	26	21	[W]	2010	13	10	[W]	2019	10	28	[L]
2001 h ●	27	10	[W]	2010 h ●	31	24	[W]	2020	28	24	[W]
2002	31	18	[W]	2011	7	35	[L]	2020 h	19	14	[W]
2002 h	34	31	[W]	2011 h	20	23	[L]	2021 h	20	19	[W]
2003 h	34	15	[W]	2012 h	10	13	[L]	2021	16	13	ot[W]
2003	10	13	ot[L]	2012	23	20	[W]	2022 h	14	16	[L]
2004	13	30	[L]	2013 h	19	16	[W]	2022	16	13	[W]
2004 h	20	7	[W]	2013	20	22	[L]	2023 h	17	10	[W]
2005 h	20	19	[W]	2014	6	26	[L]	2023	17	10	[W]

● Playoff Game ● AFC Championship Game ● Super Bowl

Steelers vs. NFL Opponents (All-Time Record: 707-606-22)



BUFFALO BILLS

STEELERS WON 17, LOST 13 (Home: 10-3, Road: 7-10)

STEELERS			BILLS			STEELERS			BILLS		
1970 h	23	10 [W]	1988	28	36 [L]	2004	29	24 [W]			
1972	38	21 [W]	1991	34	52 [L]	2007 h	26	3 [W]			
1974 h	32	14 [W]	1992	20	28 [L]	2010	19	16 ot[W]			
1975 h	21	30 [L]	1992 h	3	24 [L]	2013 h	23	10 [W]			
1978	28	17 [W]	1993 h	23	0 [W]	2016	27	20 [W]			
1979 h	28	0 [W]	1994 h	23	10 [W]	2019 h	10	17 [L]			
1980	13	28 [L]	1995 h	40	21 [W]	2020	15	26 [L]			
1982	0	13 [L]	1996 h	24	6 [W]	2021	23	16 [W]			
1985 h	30	24 [W]	1999	21	24 [L]	2022	3	38 [L]			
1986	12	16 [L]	2001	20	3 [W]	2023	17	31 [L]			



CAROLINA PANTHERS

STEELERS WON 7, LOST 1 (Home: 4-0, Road: 3-1)

STEELERS			PANTHERS			STEELERS			PANTHERS		
1996	14	18 [L]	2006	37	3 [W]	2018 h	52	21 [W]			
1999 h	30	20 [W]	2010 h	27	3 [W]	2022	24	16 [W]			
2002 h	30	14 [W]	2014	37	19 [W]						



CHICAGO BEARS

STEELERS WON 8, LOST 22, TIED 1 (Home: 6-8-1, Road: 1-14)

STEELERS			BEARS			STEELERS			BEARS			STEELERS			BEARS		
1934 h	0	28 [L]	1947	7	49 [L]	1989 h	0	20 [L]									
1935 h	7	23 [L]	1949	21	30 [L]	1992	6	30 [L]									
1936 h	9	27 [L]	1958 h	24	10 [W]	1995	37	34 ot[W]									
1936	7	26 [L]	1959	21	27 [L]	1998 h	17	12 [W]									
1937 h	0	7 [L]	1963 h	17	17 [T]	2005 h	21	9 [W]									
1939 h	0	32 [L]	1967 h	41	13 [W]	2009	14	17 [L]									
1941	7	34 [L]	1969	7	38 [L]	2013 h	23	40 [L]									
1943	21	48 [L]	1971	15	17 [L]	2017	17	23 ot[L]									
1944	7	34 [L]	1975 h	34	3 [W]	2021 h	29	27 [W]									
1944 h	7	49 [L]	1980 h	38	3 [W]												
1945	7	28 [L]	1986	10	13 ot[L]												



CINCINNATI BENGALS

STEELERS WON 70, LOST 39 (Home: 36-18, Road: 34-21)

STEELERS			BENGALS			STEELERS			BENGALS			STEELERS			BENGALS		
1970 h	21	10 [W]	1980	28	30 [L]	1990 h	12	16 [L]									
1970	7	34 [L]	1980 h	16	17 [L]	1991	33	27 ot[W]									
1971 h	21	10 [W]	1981	7	34 [L]	1991 h	17	10 [W]									
1971	21	13 [W]	1981 h	10	17 [L]	1992 h	20	0 [W]									
1972	10	15 [L]	1982 h	26	20 ot[W]	1992	21	9 [W]									
1972 h	40	17 [W]	1983	24	14 [W]	1993 h	34	7 [W]									
1973	7	19 [L]	1983 h	10	23 [L]	1993	24	16 [W]									
1973 h	20	13 [W]	1984 h	38	17 [W]	1994 h	14	10 [W]									
1974	10	17 [L]	1984	20	22 [L]	1994	38	15 [W]									
1974 h	27	3 [W]	1985 h	24	37 [L]	1995 h	9	27 [L]									
1975	30	24 [W]	1985	21	26 [L]	1995	49	31 [W]									
1975 h	35	14 [W]	1986	22	24 [L]	1996 h	20	10 [W]									
1976 h	23	6 [W]	1986 h	30	9 [W]	1996	24	34 [L]									
1976	7	3 [W]	1987 h	23	20 [W]	1997	26	10 [W]									
1977 h	20	14 [W]	1987	30	16 [W]	1997 h	20	3 [W]									
1977	10	17 [L]	1988 h	12	17 [L]	1998	20	25 [L]									
1978	28	3 [W]	1988	7	42 [L]	1998 h	24	25 [L]									
1978 h	7	6 [W]	1989	10	41 [L]	1999	17	3 [W]									
1979	10	34 [L]	1989 h	16	26 [L]	1999 h	20	27 [L]									
1979 h	37	17 [W]	1990	3	27 [L]	2000 h	15	0 [W]									

● Playoff Game

Steelers vs. NFL Opponents (All-Time Record: 707-606-22)



CINCINNATI BENGALS (CONTINUED)

STEELERS WON 70, LOST 39 (Home: 36-18, Road: 34-21)

STEELERS			BENGALS			STEELERS			BENGALS			STEELERS			BENGALS		
2000	48	28	[W]	2008 h	27	10	[W]	2016	24	20	[W]	2017 h	29	14	[W]		
2001 h	16	7	[W]	2009	20	23	[L]	2017 h	29	14	[W]	2018	28	21	[W]		
2001	23	26	ot[L]	2009h	12	18	[L]	2017	23	20	[W]	2018 h	16	13	[W]		
2002	34	7	[W]	2010	27	21	[W]	2019 h	27	3	[W]	2019	16	10	[W]		
2002 h	29	21	[W]	2010 h	23	7	[W]	2020 h	36	10	[W]	2020	17	27	[L]		
2003	17	10	[W]	2011	24	17	[W]	2020	17	27	[L]	2021 h	17	27	[L]		
2003 h	20	24	[L]	2011 h	35	7	[W]	2021	10	41	[L]	2021	10	41	[L]		
2004 h	28	17	[W]	2012	24	17	[W]	2022	23	20	ot[W]	2022 h	30	37	[L]		
2004	19	14	[W]	2012 h	10	13	[L]	2023	16	10	[W]	2023 h	34	11	[W]		
2005	27	13	[W]	2013	10	20	[L]										
2005 h	31	38	[L]	2013 h	30	20	[W]										
2005	●	31	17	[W]	2014	42	21	[W]									
2006 h	20	28	[L]	2014 h	30	20	[W]										
2006	23	17	ot[W]	2015 h	10	16	[L]										
2007	24	13	[W]	2015	33	20	[W]										
2007 h	24	10	[W]	2015 ●	18	16	[W]										
2008	38	10	[W]	2016 h	24	16	[W]										



CLEVELAND BROWNS

STEELERS WON 81, LOST 63, TIED 1 (Home: 52-22, Road: 29-41-1)

STEELERS			BROWNS			STEELERS			BROWNS			STEELERS			BROWNS		
1950 h	17	30	[L]	1967	10	21	[L]	1984	10	20	[L]	1991 h	17	10	[W]		
1950	7	45	[L]	1967 h	14	34	[L]	1984 h	23	20	[W]	1992	9	17	[L]		
1951	0	17	[L]	1968	24	31	[L]	1985	7	17	[L]	1992 h	23	13	[W]		
1951 h	0	28	[L]	1968 h	24	45	[L]	1985 h	10	9	[W]	1993	23	28	[L]		
1952 h	20	21	[L]	1969	31	42	[L]	1986 h	24	27	[L]	1993 h	16	9	[W]		
1952	28	29	[L]	1969 h	3	24	[L]	1986	31	37	ot[L]	1994	17	10	[W]		
1953	16	34	[L]	1970	7	15	[L]	1987	10	34	[L]	1994 h	17	7	[W]		
1953 h	16	20	[L]	1970 h	28	9	[W]	1987 h	13	19	[L]	1994 h ●	29	9	[W]		
1954 h	55	27	[W]	1971	17	27	[L]	1988 h	9	23	[L]	1995 h	20	3	[W]		
1954	7	42	[L]	1971 h	26	9	[W]	1988	7	27	[L]	1995	20	17	[W]		
1955	14	41	[L]	1972	24	26	[L]	1989 h	0	51	[L]	1999	43	0	[W]		
1955 h	7	30	[L]	1972 h	30	0	[W]	1989	17	7	[W]	1999 h	15	16	[L]		
1956 h	10	14	[L]	1973 h	33	6	[W]	1990	3	13	[L]	2000	20	23	[L]		
1956	24	16	[W]	1973	16	21	[L]	1990 h	35	0	[W]	2000 h	22	0	[W]		
1957 h	12	23	[L]	1974 h	20	16	[W]	1991	14	17	[L]	2001	15	12	ot[W]		
1957	0	24	[L]	1974	26	16	[W]	1991 h	17	10	[W]	2001 h	28	7	[W]		
1958 h	12	45	[L]	1975	42	6	[W]	1992	9	17	[L]	2002 h	16	13	ot[W]		
1958	10	27	[L]	1975 h	31	17	[W]	1992 h	23	13	[W]	2002	23	20	[W]		
1959 h	17	7	[W]	1976 h	31	14	[W]	1993	23	28	[L]	2002 h ●	36	33	[W]		
1959	21	20	[W]	1976	16	18	[L]	1993 h	16	9	[W]						
1960	20	28	[L]	1977	28	14	[W]	1994	17	10	[W]						
1960 h	14	10	[W]	1977 h	35	31	[W]	1994 h	17	7	[W]						
1961 h	28	30	[L]	1978 h	15	9	ot[W]	1994 h ●	29	9	[W]						
1961	17	13	[W]	1978	34	14	[W]	1995 h	20	3	[W]						
1962 h	14	41	[L]	1979	51	35	[W]	1995	20	17	[W]						
1962	14	35	[L]	1979 h	33	30	ot[W]	1999	43	0	[W]						
1963	23	35	[L]	1980	26	27	[L]	1999 h	15	16	[L]						
1963 h	9	7	[W]	1980 h	16	13	[W]	2000	20	23	[L]						
1964	23	7	[W]	1981 h	13	7	[W]	2000 h	22	0	[W]						
1964 h	17	30	[L]	1981	32	10	[W]	2001	15	12	ot[W]						
1965	19	24	[L]	1982	9	10	[L]	2001 h	28	7	[W]						
1965 h	21	42	[L]	1982 h	37	21	[W]	2002 h	16	13	ot[W]						
1966	10	41	[L]	1983 h	44	17	[W]	2002	23	20	[W]						
1966 h	16	6	[W]	1983	17	30	[L]	2002 h ●	36	33	[W]						

● Playoff Game

Steelers vs. NFL Opponents (All-Time Record: 707-606-22)



CLEVELAND BROWNS (CONTINUED)

STEELERS WON 81, LOST 63, TIED 1 (Home: 52-22, Road: 29-41-1)

STEELERS			BROWNS			STEELERS			BROWNS			STEELERS			BROWNS		
2003 h	13	33	[L]	2011 h	14	3	[W]	2019	7	21	[L]	2019 h	20	13	[W]		
2003	13	6	[W]	2011	13	9	[W]	2019 h	20	13	[W]	2020 h	38	7	[W]		
2004 h	34	23	[W]	2012	14	20	[L]	2020 h	38	7	[W]	2020	22	24	[L]		
2004	24	10	[W]	2012 h	24	10	[W]	2020 h	37	48	[L]	2021	15	10	[W]		
2005 h	34	21	[W]	2013	27	11	[W]	2021 h	26	14	[W]	2022	17	29	[L]		
2005	41	0	[W]	2013 h	20	7	[W]	2022 h	28	14	[W]	2023 h	26	22	[W]		
2006	24	20	[W]	2014 h	30	27	[W]	2023	10	13	[L]						
2006 h	27	7	[W]	2014	10	31	[L]										
2007	34	7	[W]	2015 h	30	9	[W]										
2007 h	31	28	[W]	2015	28	12	[W]										
2008	10	6	[W]	2016	24	9	[W]										
2008 h	31	0	[W]	2016 h	27	24	ot[W]										
2009 h	27	14	[W]	2017	21	18	[W]										
2009	6	13	[L]	2017 h	28	24	[W]										
2010 h	28	10	[W]	2018	21	21	ot[T]										
2010	41	9	[W]	2018 h	33	18	[W]										



DALLAS COWBOYS

STEELERS WON 16, LOST 17 (Home: 8-7, Road: 6-9, Neutral: 2-1)

STEELERS			COWBOYS			STEELERS			COWBOYS			STEELERS			COWBOYS		
1960	35	28	[W]	1966	21	52	[L]	1985	13	27	[L]	1985 h	24	21	[W]		
1961	24	27	[L]	1966 h	7	20	[L]	1988 h	24	21	[W]	1991	10	20	[L]		
1961 h	37	7	[W]	1967 h	21	24	[L]	1991	10	20	[L]	1994 h	9	26	[L]		
1962	30	28	[W]	1968	7	28	[L]	1994 h	9	26	[L]	1995	17	27	[L]		
1962 h	27	42	[L]	1969 h	7	10	[L]	1995	17	27	[L]	1997 h	7	37	[L]		
1963 h	27	21	[W]	1972	13	17	[L]	1997 h	7	37	[L]	2004	24	20	[W]		
1963	24	19	[W]	1975	21	17	[W]	2004	24	20	[W]	2008 h	20	13	[W]		
1964 h	23	17	[W]	1977 h	28	13	[W]	2012	24	27	ot[L]	2016 h	30	35	[L]		
1964	14	17	[L]	1978	35	31	[W]	2020	24	19	[W]						
1965 h	22	13	[W]	1979 h	14	3	[W]										
1965	17	24	[L]	1982	36	28	[W]										



DENVER BRONCOS

STEELERS WON 13, LOST 20, TIED 1 (Home: 8-7, Road: 5-13-1)

STEELERS			BRONCOS			STEELERS			BRONCOS			STEELERS			BRONCOS		
1970	13	16	[L]	1985 h	23	31	[L]	2006 h	20	31	[L]	2006 h	20	31	[L]		
1971 h	10	22	[L]	1986 h	10	21	[L]	2007	28	31	[L]	2007	28	31	[L]		
1973 h	13	23	[L]	1988 h	39	21	[W]	2009	28	10	[W]	2009	28	10	[W]		
1974	35	35	ot[T]	1989	7	34	[L]	2011	23	29	ot[L]	2011	23	29	ot[L]		
1975 h	20	9	[W]	1989	23	24	[L]	2012	19	31	[L]	2012	19	31	[L]		
1977	7	21	[L]	1990	34	17	[W]	2015 h	34	27	[W]	2015 h	34	27	[W]		
1977	21	34	[L]	1991	13	20	[L]	2015	16	23	[L]	2015	16	23	[L]		
1978	21	17	[W]	1993	13	37	[L]	2018	24	17	[L]	2018	24	17	[L]		
1978 h	33	10	[W]	1997 h	35	24	[W]	2020	26	21	[W]	2020	26	21	[W]		
1979 h	42	7	[W]	1997 h	21	24	[L]	2021 h	27	19	[W]	2021 h	27	19	[W]		
1983 h	10	14	[L]	2003	14	17	[L]										
1984	24	17	[W]	2005	34	17	[W]										

● Playoff Game ● AFC Championship Game ● Super Bowl

Steelers vs. NFL Opponents (All-Time Record: 707-606-22)



DETROIT LIONS

STEELERS WON 18, LOST 17, TIED 2 (Home: 12-3-2, Road: 6-13, Neutral: 0-1)

STEELERS	LIONS	STEELERS	LIONS	STEELERS	LIONS						
1934	7	40	[L]	1950	7	10	[L]	1986 h	27	17	[W]
1936	3	28	[L]	1952 h	6	31	[L]	1989	23	3	[W]
1937	3	7	[L]	1953	21	38	[L]	1992 h	17	14	[W]
1938	7	16	[L]	1955 h	28	31	[L]	1995 h	23	20	[W]
1940	10	7	[W]	1956	7	45	[L]	1998	16	19	ot[L]
1942	35	7	[W]	1959 h	10	10	[T]	2001 h	47	14	[W]
1943 h	35	34	[W]	1962	7	45	[L]	2005 h	35	21	[W]
1944 h	6	27	[L]	1962 ●	10	17	[L]	2009	28	20	[W]
1944	7	21	[L]	1966 h	17	3	[W]	2013 h	37	27	[W]
1946	7	17	[L]	1967	24	14	[W]	2017	20	15	[W]
1947 h	17	10	[W]	1969 h	16	13	[W]	2021 h	16	16	[T]
1948	14	17	[L]	1973 h	24	10	[W]				
1949 h	14	7	[W]	1983	3	45	[L]				



GREEN BAY PACKERS

STEELERS WON 17, LOST 23 (Home: 9-9, Road: 8-13, Neutral: 0-1)

STEELERS	PACKERS	STEELERS	PACKERS	STEELERS	PACKERS						
1933	0	47	[L]	1949	30	7	[W]	1983	25	21	[W]
1935	0	27	[L]	1951	33	35	[L]	1986 h	27	3	[W]
1935 h	14	34	[L]	1951 h	28	7	[W]	1992	3	17	[L]
1936	10	42	[L]	1953 h	31	14	[W]	1995	19	24	[L]
1938	0	20	[L]	1954	21	20	[W]	1998 h	27	20	[W]
1940	3	24	[L]	1957 h	10	27	[L]	2005	20	10	[W]
1941 h	7	54	[L]	1960 h	13	19	[L]	2009 h	37	36	[W]
1942	21	24	[L]	1963	14	33	[L]	2010 ●	25	31	[L]
1943 h	28	38	[L]	1965 h	9	41	[L]	2013	38	31	[W]
1944	7	34	[L]	1967	24	17	[W]	2017 h	31	28	[W]
1944 h	20	35	[L]	1969 h	34	38	[L]	2021	17	27	[L]
1946	7	17	[L]	1970 h	12	20	[L]	2023 h	23	19	[W]
1947	18	17	[W]	1975	16	13	[W]				
1948 h	38	7	[W]	1980 h	22	20	[W]				



HOUSTON TEXANS

STEELERS WON 5, LOST 3 (Home: 3-1, Road: 2-2)

STEELERS	TEXANS	STEELERS	TEXANS	STEELERS	TEXANS						
2002 h	6	24	[L]	2011	10	17	[L]	2020 h	28	21	[W]
2005	27	7	[W]	2014 h	30	23	[W]	2023	6	30	[L]
2008 h	38	17	[W]	2017	34	6	[W]				



INDIANAPOLIS COLTS

STEELERS WON 27, LOST 7 (Home: 17-2, Road: 10-5)

STEELERS	COLTS	STEELERS	COLTS	STEELERS	COLTS						
1950 h	17	7	[W]	1984	16	17	[L]	2008 h	20	24	[L]
1957	19	13	[W]	1985 h	45	3	[W]	2011	23	20	[W]
1968 h	7	41	[L]	1987 h	21	7	[W]	2014 h	51	34	[W]
1971	21	34	[L]	1991	21	3	[W]	2015 h	45	10	[W]
1974 h	30	0	[W]	1992 h	30	14	[W]	2016	28	7	[W]
1975 h ●	28	10	[W]	1994 h	31	21	[W]	2017	20	17	[W]
1976 ●	40	14	[W]	1995 h ●	20	16	[W]	2019 h	26	24	[W]
1977	21	31	[L]	1996 h ●	42	14	[W]	2020 h	28	24	[W]
1978 h	35	13	[W]	1997 h	24	22	[W]	2022	24	17	[W]
1979 h	17	13	[W]	2002 h	28	10	[W]	2023	13	30	[L]
1980	20	17	[W]	2005	7	26	[L]				
1983	24	13	[W]	2005 ●	21	18	[W]				

Franchise moved from Baltimore to Indianapolis after 1983 season.

● Playoff Game ● AFC Championship Game ● Super Bowl ● Playoff Bowl

Steelers vs. NFL Opponents (All-Time Record: 707-606-22)



JACKSONVILLE JAGUARS

STEELERS WON 13, LOST 15 (Home: 6-8, Road: 7-7)

STEELERS			JAGUARS			STEELERS			JAGUARS		
1995	16	20	[L]	2000	23	13	[W]	2008	26	21	[W]
1995 h	24	7	[W]	2000 h	24	34	[L]	2011 h	17	13	[W]
1996	9	24	[L]	2001	3	21	[L]	2014	17	9	[W]
1996 h	28	3	[W]	2001 h	20	7	[W]	2017h	9	30	[L]
1997	21	30	[L]	2002	25	23	[W]	2017h ●	42	45	[L]
1997 h	23	17	ot[W]	2004	17	16	[W]	2018	20	16	[W]
1998 h	30	15	[W]	2005 h	17	23	ot[L]	2020	27	3	[W]
1998	3	21	[L]	2006	0	9	[L]	2023 h	10	20	[L]
1999 h	3	17	[L]	2007 h	22	29	[L]				
1999	6	20	[L]	2007 h ●	29	31	[L]				



KANSAS CITY CHIEFS

STEELERS WON 23, LOST 14 (Home: 11-5, Road: 12-9)

STEELERS			CHIEFS			STEELERS			CHIEFS		
1970 h	14	31	[L]	1986 h	19	24	[L]	2009	24	27	ot[L]
1971	16	38	[L]	1987	17	16	[W]	2011	13	9	[W]
1972 h	16	7	[W]	1988 h	16	10	[W]	2012 h	16	13	ot[W]
1974	34	24	[W]	1989 h	23	17	[W]	2014 h	20	12	[W]
1975 h	28	3	[W]	1992	27	3	[W]	2015	13	23	[L]
1976	45	0	[W]	1993 ●	24	27	ot[L]	2016 h	43	14	[W]
1978 h	27	24	[W]	1996	17	7	[W]	2016 ●	18	16	[W]
1979	30	3	[W]	1997	10	13	[L]	2017	19	3	[W]
1980 h	21	16	[W]	1998	20	13	[W]	2018	42	37	[L]
1981 h	33	37	[L]	1999	19	35	[L]	2021	10	36	[L]
1982 h	35	14	[W]	2001	20	17	[W]	2021 ●	21	42	[L]
1984 h	27	37	[L]	2003	20	41	[L]				
1985	36	28	[W]	2006 h	45	7	[W]				



LAS VEGAS RAIDERS

STEELERS WON 15, LOST 17 (Home: 9-6, Road: 6-11)

STEELERS			RAIDERS			STEELERS			RAIDERS		
1970	14	31	[L]	1980 h	34	45	[L]	2006	13	20	[L]
1972 h	34	28	[W]	1981	27	30	[L]	2009 h	24	27	[L]
1972 h ●	13	7	[W]	1983 ●	10	38	[L]	2010 h	35	3	[W]
1973	17	9	[W]	1984	13	7	[W]	2012	31	34	[L]
1973 ●	14	33	[L]	1990	3	20	[L]	2013	18	21	[L]
1974 h	0	17	[L]	1994	21	3	[W]	2015 h	38	35	[W]
1974 ●	24	13	[W]	1995	29	10	[W]	2018	21	24	[L]
1975 h ●	16	10	[W]	2000 h	21	20	[W]	2021 h	17	26	[L]
1976	28	31	[L]	2002 h	17	30	[L]	2022 h	13	10	[W]
1976 ●	7	24	[L]	2003 h	27	7	[W]	2023	23	18	[W]
1977 h	7	16	[L]	2004 h	24	21	[W]				

Franchise moved from Oakland to Los Angeles after 1981 season, and moved back to Oakland after 1994 season.
Franchise moved from Oakland to Las Vegas after the 2019 season.

Steelers vs. NFL Opponents (All-Time Record: 707-606-22)



LOS ANGELES RAMS

STEELERS WON 11, LOST 17, TIED 2 (Home: 7-6-1, Road: 3-11-1, Neutral: 1-0)

STEELERS	RAMS	STEELERS	RAMS	STEELERS	RAMS						
1938	7	13	[L]	1956 h	30	13	[W]	1987	21	31	[L]
1939	14	14	[T]	1961	14	24	[L]	1990 h	41	10	[W]
1941	14	17	[L]	1964 h	14	26	[L]	1993	0	27	[L]
1944 h	28	30	[L]	1968	10	45	[L]	1996 h	42	6	[W]
1944 h	6	33	[L]	1971 h	14	23	[L]	2003 h	21	33	[L]
1947 h	7	48	[L]	1975	3	10	[L]	2007	41	24	[W]
1948	14	31	[L]	1978	7	10	[L]	2011 h	27	0	[W]
1949 h	7	7	[T]	1979 ●	31	19	[W]	2015	12	6	[W]
1952	14	28	[L]	1981 h	24	0	[W]	2019 h	17	12	[W]
1955	26	27	[L]	1984 h	24	14	[W]	2023	24	17	[W]

Franchise moved from Cleveland to Los Angeles after 1945 season. Franchise moved to St. Louis after 1994 season. Franchise moved to Los Angeles after 2015 season.



LOS ANGELES CHARGERS

STEELERS WON 24, LOST 11 (Home: 15-4, Road: 9-7)

STEELERS	CHARGERS	STEELERS	CHARGERS	STEELERS	CHARGERS						
1971 h	21	17	[W]	1987	20	16	[W]	2003 h	40	24	[W]
1972	24	2	[W]	1988	14	20	[L]	2005	24	22	[W]
1973 h	38	21	[W]	1989 h	20	17	[W]	2006	13	23	[L]
1975	37	0	[W]	1990 h	36	14	[W]	2008 h	11	10	[W]
1976 h	23	0	[W]	1991 h	26	20	[W]	2008 h ●	35	24	[W]
1977	10	9	[W]	1992	23	6	[W]	2009 h	38	28	[W]
1979	7	35	[L]	1993 h	16	3	[W]	2012 h	24	34	[L]
1980	17	26	[L]	1994	34	37	[L]	2015	24	20	[W]
1982 h ●	28	31	[L]	1994 h ●	13	17	[L]	2018 h	30	33	[L]
1983 h	26	3	[W]	1995 h	31	16	[W]	2019	24	17	[W]
1984 h	52	24	[W]	1996 h	16	3	[W]	2021	37	41	[L]
1985	44	54	[L]	2000	34	21	[W]				

Franchise moved from Los Angeles to San Diego after 1960 season. Franchise moved from San Diego to Los Angeles after 2016 season.



MIAMI DOLPHINS

STEELERS WON 15, LOST 14 (Home: 9-4, Road: 6-10)

STEELERS	DOLPHINS	STEELERS	DOLPHINS	STEELERS	DOLPHINS						
1971	21	24	[L]	1987	24	35	[L]	2006 h	28	17	[W]
1972 h ●	17	21	[L]	1988 h	40	24	[W]	2007 h	3	0	[W]
1973	26	30	[L]	1989	34	14	[W]	2009	30	24	[W]
1976 h	14	3	[W]	1990 h	6	28	[L]	2010	23	22	[W]
1979 h ●	34	14	[W]	1993	21	20	[W]	2013 h	28	34	[L]
1980 h	23	10	[W]	1994 h	16	13	ot[W]	2016	15	30	[L]
1981	10	30	[L]	1995	10	23	[L]	2016 h ●	30	12	[W]
1984 h	7	31	[L]	1996	24	17	[W]	2019 h	27	14	[W]
1984 ●	28	45	[L]	1998	0	21	[L]	2022	10	16	[L]
1985	20	24	[L]	2004	13	3	[W]				



MINNESOTA VIKINGS

STEELERS WON 9, LOST 10 (Home: 6-4, Road: 2-5, Neutral: 1-1)

STEELERS	VIKINGS	STEELERS	VIKINGS	STEELERS	VIKINGS						
1962 h	39	31	[W]	1980	23	17	[W]	2005	18	3	[W]
1964	10	30	[L]	1983 h	14	17	[L]	2009 h	27	17	[W]
1967 h	27	41	[L]	1986	7	31	[L]	2013 ●	27	34	[L]
1969	14	52	[L]	1989 h	27	14	[W]	2017 h	26	9	[W]
1972 h	23	10	[W]	1992 h	3	6	[L]	2021	28	36	[L]
1974 ●	16	6	[W]	1995 h	24	44	[L]				
1976	6	17	[L]	2001 h	21	16	[W]				

● Playoff Game ● AFC Championship Game ● Super Bowl ● Game at Wembley Stadium (London)

Steelers vs. NFL Opponents (All-Time Record: 707-606-22)



NEW ENGLAND PATRIOTS

STEELERS WON 16, LOST 19 (Home: 12-12, Road: 4-7)

STEELERS			PATRIOTS			STEELERS			PATRIOTS			STEELERS			PATRIOTS		
1972 h	33	3	[W]	1995 h	41	27	[W]	2010 h	26	39	[L]						
1974	21	17	[W]	1996 ●	3	28	[L]	2011 h	25	17	[W]						
1976 h	27	30	[L]	1997	24	21	ot[W]	2013	31	55	[L]						
1979	16	13	ot[W]	1997 h ●	7	6	[W]	2015	21	28	[L]						
1981 h	27	21	ot[W]	1998 h	9	23	[L]	2016	16	27	[L]						
1982 h	37	14	[W]	2001 h ●	17	24	[L]	2016 ●	17	36	[L]						
1983 h	23	28	[L]	2002	14	30	[L]	2017 h	24	27	[L]						
1986 h	0	34	[L]	2004 h	34	20	[W]	2018 h	17	10	[W]						
1989 h	28	10	[W]	2004 h ●	27	41	[L]	2019	3	33	[L]						
1991 h	20	6	[W]	2005 h	20	23	[L]	2022 h	14	17	[L]						
1990 h	24	3	[W]	2007	13	34	[L]	2023 h	18	21	[L]						
1993 h	17	14	[W]	2008	33	10	[W]										



NEW ORLEANS SAINTS

STEELERS WON 8, LOST 9 (Home: 4-3, Road: 4-6)

STEELERS			SAINTS			STEELERS			SAINTS			STEELERS			SAINTS		
1967	14	10	[W]	1981	20	6	[W]	2006 h	38	31	[W]						
1968 h	12	16	[L]	1984	24	27	[L]	2010	10	20	[L]						
1968	14	24	[L]	1987 h	16	20	[L]	2014 h	32	35	[L]						
1969	24	27	[L]	1990	9	6	[W]	2018	28	31	[L]						
1974	28	7	[W]	1993 h	37	14	[W]	2022 h	20	10	[W]						
1978 h	20	14	[W]	2002	29	32	[L]										



NEW YORK GIANTS

STEELERS WON 32, LOST 46, TIED 3 (Home: 15-22-3, Road: 17-24)

STEELERS			GIANTS			STEELERS			GIANTS			STEELERS			GIANTS		
1933 h	2	23	[L]	1947 h	24	7	[W]	1961	21	42	[L]						
1933	3	27	[L]	1948	27	34	[L]	1962 h	27	31	[L]						
1934 h	12	14	[L]	1948 h	38	28	[W]	1962	20	17	[W]						
1934	7	17	[L]	1949 h	28	7	[W]	1963 h	31	0	[W]						
1935 h	7	42	[L]	1949	21	17	[W]	1963	17	33	[L]						
1935	0	13	[L]	1950 h	7	18	[L]	1964 h	27	24	[W]						
1936 h	10	7	[W]	1950	17	6	[W]	1964	44	17	[W]						
1937 h	7	10	[L]	1951 h	13	13	[T]	1965 h	13	23	[L]						
1937	0	17	[L]	1951	0	14	[L]	1965	10	35	[L]						
1938 h	14	27	[L]	1952 h	63	7	[W]	1966 h	34	34	[T]						
1938	13	10	[W]	1953 h	24	14	[W]	1966	47	28	[W]						
1939 h	7	14	[L]	1953	14	10	[W]	1967 h	24	27	[L]						
1939	7	23	[L]	1954 h	6	30	[L]	1967	20	28	[L]						
1940 h	10	10	[T]	1954	3	24	[L]	1968 h	20	34	[L]						
1940	0	12	[L]	1955 h	30	23	[W]	1969	7	10	[L]						
1941 h	10	37	[L]	1955	19	17	[W]	1969 h	17	21	[L]						
1941	7	28	[L]	1956	10	38	[L]	1971 h	17	13	[W]						
1942 h	13	10	[W]	1956 h	14	17	[L]	1976	27	0	[W]						
1942	17	9	[W]	1957	0	35	[L]	1985	10	28	[L]						
1943 h	28	14	[W]	1957 h	21	10	[W]	1991 h	20	23	[L]						
1943	14	42	[L]	1958	6	17	[L]	1994	10	6	[W]						
1944	0	23	[L]	1958 h	31	10	[W]	2000	10	30	[L]						
1945 h	6	34	[L]	1959 h	16	21	[L]	2004	33	30	[W]						
1945	21	7	[W]	1959	14	9	[W]	2008 h	14	21	[L]						
1946 h	14	17	[L]	1960 h	17	19	[L]	2012	24	20	[W]						
1946	0	7	[L]	1960	24	27	[L]	2016 h	24	14	[W]						
1947	38	21	[W]	1961 h	14	17	[L]	2020	26	16	[W]						

● Playoff Game ● AFC Championship Game

Steelers vs. NFL Opponents (All-Time Record: 707-606-22)



NEW YORK JETS

STEELERS WON 20, LOST 7 (Home: 10-2, Road: 10-5)

STEELERS			JETS			STEELERS			JETS			STEELERS			JETS		
1970 h	21	17	[W]	1988	20	24	[L]	2007	16	19	ot[L]	2010 h	17	22	[L]		
1973 h	26	14	[W]	1989	13	0	[W]	2010 h	24	19	[W]	2012 h	27	10	[W]		
1975	20	7	[W]	1990	24	7	[W]	2013	19	6	[W]	2014	13	20	[L]		
1977	23	20	[W]	1992 h	27	10	[W]	2016 h	31	13	[W]	2019	10	16	[L]		
1978	28	17	[W]	2000	20	3	[W]	2022 h	20	24	[L]						
1981 h	38	10	[W]	2001 h	18	7	[W]										
1983	34	7	[W]	2003	0	6	[L]										
1984	23	17	[W]	2004 h	17	6	[W]										
1986	45	24	[W]	2004 h	20	17	ot[W]										



PHILADELPHIA EAGLES

STEELERS WON 28, LOST 49, TIED 3 (Home: 19-19, Road: 8-28-2, Neutral: 1-2)

STEELERS			EAGLES			STEELERS			EAGLES			STEELERS			EAGLES		
1933	6	25	[L]	1948	0	17	[L]	1962	26	17	[W]	1963	21	21	[T]		
1934 h	0	17	[L]	1949 h	7	38	[L]	1963 h	20	20	[T]	1964	7	21	[L]		
1934	9	7	[W]	1949	17	34	[L]	1964 h	10	34	[L]	1965	20	14	[W]		
1935	17	7	[W]	1950 h	10	17	[L]	1965 h	13	47	[L]	1966 h	14	31	[L]		
1935 h	6	17	[L]	1950	9	7	[W]	1966	23	27	[L]	1967	24	34	[L]		
1936 h	17	0	[W]	1951 h	13	34	[L]	1968 h	6	3	[W]	1969	27	41	[L]		
1936 l	6	0	[W]	1951	17	13	[W]	1970	20	30	[L]	1970 h	27	0	[W]		
1937 h	27	14	[W]	1952 h	25	31	[L]	1971	14	17	[L]	1974 h	27	0	[W]		
1937 h	16	7	[W]	1952	21	26	[L]	1977	14	17	[L]	1979	14	17	[L]		
1938 2	7	27	[L]	1953	7	23	[L]	1988 h	26	27	[L]	1991	14	23	[L]		
1938 3	7	14	[L]	1953 h	7	35	[L]	1991	14	23	[L]	1994 h	14	3	[W]		
1939	14	17	[L]	1954	22	24	[L]	1997	20	23	[L]	2000 h	23	26	ot[L]		
1939 h	24	12	[W]	1955 h	13	7	[W]	2000 h	23	26	ot[L]	2004 h	27	3	[W]		
1940 h	7	3	[W]	1955	0	24	[L]	2008	6	15	[L]	2012 h	16	14	[W]		
1940	0	7	[L]	1956 h	21	35	[L]	2016	3	34	[L]	2020 h	38	29	[W]		
1941 h	7	10	[L]	1956	7	14	[L]	2022	13	35	[L]						
1941	7	7	[T]	1957 h	6	0	[W]										
1942 h	14	24	[L]	1957	6	7	[L]										
1942	14	0	[W]	1958 h	24	3	[W]										
1945 h	3	45	[L]	1958	31	24	[W]										
1945	6	30	[L]	1959	24	28	[L]										
1946 h	10	7	[W]	1959 h	31	0	[W]										
1946	7	10	[L]	1960	7	34	[L]										
1947 h	35	24	[W]	1960 h	27	21	[W]										
1947	0	21	[L]	1961	16	21	[L]										
1947 h	0	21	[L]	1961 h	24	35	[L]										
1948 h	7	34	[L]	1962 h	13	7	[W]										

1-Johnstown, Pa., 2-Buffalo, N.Y., 3-Charleston, W.V.



SAN FRANCISCO 49ERS

STEELERS WON 10, LOST 13 (Home: 5-7, Road: 5-6)

STEELERS			49ERS			STEELERS			49ERS			STEELERS			49ERS		
1951 h	24	28	[L]	1977 h	27	0	[W]	1999	27	6	[W]	2003	14	30	[L]		
1952	24	7	[W]	1978	24	7	[W]	2007 h	37	16	[W]	2011	3	20	[L]		
1954 h	3	31	[L]	1981 h	14	17	[L]	2015 h	43	18	[W]	2019	24	24	[L]		
1958	20	23	[L]	1984	20	17	[W]	2023 h	7	30	[L]						
1961 h	20	10	[W]	1987 h	30	17	[W]										
1965	17	27	[L]	1990	7	27	[L]										
1968 h	28	45	[L]	1993 h	13	24	[L]										
1973	37	14	[W]	1996 h	15	25	[L]										

● Playoff Game ● AFC Championship Game

Steelers vs. NFL Opponents (All-Time Record: 707-606-22)



SEATTLE SEAHAWKS

STEELERS WON 11, LOST 10 (Home: 8-3, Road: 2-7, Neutral: 1-0)

STEELERS	SEAHAWKS	STEELERS	SEAHAWKS	STEELERS	SEAHAWKS						
1977 h	30	20	[W]	1991 h	7	27	[L]	2005 ●	21	10	[W]
1978 h	21	10	[W]	1992 h	20	14	[W]	2007 h	21	0	[W]
1981	21	24	[L]	1993	6	16	[L]	2011 h	24	0	[W]
1982	0	16	[L]	1994	13	30	[L]	2015	30	39	[L]
1983	27	21	[W]	1998 h	13	10	[W]	2019 h	26	28	[L]
1986	0	30	[L]	1999 h	10	29	[L]	2021 h	23	20	ot[W]
1987 h	13	9	[W]	2003	16	23	[L]	2023	30	23	[W]



TAMPA BAY BUCCANEERS

STEELERS WON 10, LOST 2 (Home: 4-1, Road: 6-1)

STEELERS	BUCCANEERS	STEELERS	BUCCANEERS	STEELERS	BUCCANEERS						
1976 h	42	0	[W]	1998	3	16	[L]	2010	38	13	[W]
1980	24	21	[W]	2001	17	10	[W]	2014 h	24	27	[L]
1983 h	17	12	[W]	2002	17	7	[W]	2018	30	27	[W]
1989	31	22	[W]	2006 h	20	3	[W]	2022 h	20	18	[W]



TENNESSEE TITANS

STEELERS WON 49, LOST 32 (Home: 29-12, Road: 20-20)

STEELERS	TITANS	STEELERS	TITANS	STEELERS	TITANS						
1970 h	7	19	[L]	1983	40	28	[W]	1996 h	30	16	[W]
1970	7	3	[W]	1983 h	17	10	[W]	1996	13	23	[L]
1971 h	23	16	[W]	1984 h	35	7	[W]	1997 h	37	24	[W]
1971	3	29	[L]	1984	20	23	ot[L]	1997	6	16	[L]
1972 h	24	7	[W]	1985 h	20	0	[W]	1998 h	31	41	[L]
1972	9	3	[W]	1985	30	7	[W]	1998	14	23	[L]
1973	36	7	[W]	1986	22	16	ot[W]	1999	10	16	[L]
1973 h	33	7	[W]	1986 h	21	10	[W]	1999 h	36	47	[L]
1974	13	7	[W]	1987 h	3	23	[L]	2000 h	20	23	[L]
1974 h	10	13	[L]	1987	16	24	[L]	2000	7	9	[L]
1975 h	24	17	[W]	1988 h	14	34	[L]	2001 h	34	7	[W]
1975	32	9	[W]	1988	37	34	[W]	2001	34	24	[W]
1976 h	32	16	[W]	1989	0	27	[L]	2002	23	31	[L]
1976	21	0	[W]	1989 h	16	23	[L]	2002 ●	31	34	ot[L]
1977	10	27	[L]	1989 ●	26	23	ot[W]	2003 h	13	30	[L]
1977 h	27	10	[W]	1990 h	20	9	[W]	2005 h	34	7	[W]
1978 h	17	24	[L]	1990	14	34	[L]	2008	14	31	[L]
1978	13	3	[W]	1991 h	26	14	[W]	2009 h	13	10	ot[W]
1978 h ●	34	5	[W]	1991	6	31	[L]	2010	19	11	[W]
1979 h	38	7	[W]	1992	29	24	[W]	2011 h	38	17	[W]
1979	17	20	[L]	1992 h	21	20	[W]	2012	23	26	[L]
1979 h ●	27	13	[W]	1993	3	23	[L]	2014	27	24	[W]
1980 h	31	17	[W]	1993 h	17	26	[L]	2017 h	40	17	[W]
1980	0	6	[L]	1994 h	30	14	[W]	2020	27	24	[W]
1981 h	26	13	[W]	1994	12	9	ot[W]	2021 h	19	13	[W]
1981	20	21	[L]	1995	34	17	[W]	2023 h	20	16	[W]
1982	24	10	[W]	1995 h	21	7	[W]				

Franchise moved from Houston to Tennessee after 1996 season. Franchise changed from Oilers to Titans after 1998 season.

- Playoff Game
- AFC Championship Game
- Super Bowl

Steelers vs. NFL Opponents (All-Time Record: 707-606-22)



WASHINGTON COMMANDERS

STEELERS WON 34, LOST 44, TIED 4 (Home: 20-23-1, Road: 14-21-3)

STEELERS			WASHINGTON			STEELERS			WASHINGTON			STEELERS			WASHINGTON		
1933 h	6	21	[L]	1947 h	21	14	[W]	1961	30	14	[W]	1961	30	14	[W]		
1933	16	14	[W]	1948	14	17	[L]	1962 h	23	21	[W]	1962 h	23	21	[W]		
1934 h	0	7	[L]	1948 h	10	7	[W]	1962	27	24	[W]	1962	27	24	[W]		
1934	0	39	[L]	1949 h	14	27	[L]	1963 h	38	27	[W]	1963 h	38	27	[W]		
1935 h	6	0	[W]	1949	14	27	[L]	1963	34	28	[W]	1963	34	28	[W]		
1935	3	13	[L]	1950	26	7	[W]	1964 h	0	30	[L]	1964 h	0	30	[L]		
1936 h	10	0	[W]	1950 h	7	24	[L]	1964	14	7	[W]	1964	14	7	[W]		
1936	0	30	[L]	1951 h	7	22	[L]	1965 h	3	31	[L]	1965 h	3	31	[L]		
1937	20	34	[L]	1951	20	10	[W]	1965	14	35	[L]	1965	14	35	[L]		
1937 h	21	13	[W]	1952 h	24	28	[L]	1966 h	27	33	[L]	1966 h	27	33	[L]		
1938 h	0	7	[L]	1952	24	23	[W]	1966	10	24	[L]	1966	10	24	[L]		
1938	0	15	[L]	1953 h	9	17	[L]	1967 h	10	15	[L]	1967 h	10	15	[L]		
1939	14	44	[L]	1953	14	13	[W]	1968	13	16	[L]	1968	13	16	[L]		
1939 h	14	21	[L]	1954 h	37	7	[W]	1969 h	7	14	[L]	1969 h	7	14	[L]		
1940 h	10	40	[L]	1954	14	17	[L]	1973 h	21	16	[W]	1973 h	21	16	[W]		
1940	10	37	[L]	1955 h	14	23	[L]	1979 h	38	7	[W]	1979 h	38	7	[W]		
1941 h	20	24	[L]	1955	17	28	[L]	1985 h	23	30	[L]	1985 h	23	30	[L]		
1941	3	23	[L]	1956 h	30	13	[W]	1988	29	30	[L]	1988	29	30	[L]		
1942	14	28	[L]	1956	23	0	[W]	1991 h	14	41	[L]	1991 h	14	41	[L]		
1942 h	0	14	[L]	1957 h	28	7	[W]	1997 h	14	13	[W]	1997 h	14	13	[W]		
1943 h	14	14	[T]	1957	3	10	[L]	2000 h	24	3	[W]	2000 h	24	3	[W]		
1943	27	14	[W]	1958 h	24	16	[W]	2004 h	16	7	[W]	2004 h	16	7	[W]		
1944	20	42	[L]	1958	14	14	[T]	2008	23	6	[W]	2008	23	6	[W]		
1945 h	0	14	[L]	1959 h	17	23	[L]	2012 h	27	12	[W]	2012 h	27	12	[W]		
1945	0	24	[L]	1959	27	6	[W]	2016	38	16	[W]	2016	38	16	[W]		
1946	14	14	[T]	1960	27	27	[T]	2020 h	17	23	[L]	2020 h	17	23	[L]		
1946 h	14	7	[W]	1960 h	22	10	[W]										
1947	26	27	[L]	1961 h	20	0	[W]										

Franchise moved from Boston to Washington after 1936 season.

○ Final Game at Three Rivers Stadium

Steelers vs. NFL Opponents (All-Time Record: 707-606-22)



STEELERS VS. AFC Year-by-year results from 1970

HOME				AWAY				OVERALL			
1970	4-2	1-4	5-6	1989	3-3	4-4	7-7	2008	7-1	5-1	12-2
1971	4-1	1-5	5-6	1990	4-2	2-4	6-6	2009	4-2	2-4	6-6
1972	7-1	3-2	10-3	1991	5-1	2-4	7-5	2010	5-3	6-0	11-3
1973	5-1	2-4	7-5	1992	6-1	4-2	10-3	2011	5-1	4-3	9-4
1974	4-2	5-1	9-3	1993	5-1	2-5	7-6	2012	3-3	2-4	5-7
1975	7-1	5-0	12-1	1994	7-1	4-2	11-3	2013	4-2	2-4	6-6
1976	6-1	4-3	10-4	1995	7-1	4-2	11-3	2014	6-1	3-3	9-4
1977	4-1	3-5	7-6	1996	7-0	2-5	9-5	2015	4-2	4-4	8-6
1978	7-1	6-0	13-1	1997	7-1	3-3	10-4	2016	6-1	5-3	11-4
1979	8-0	3-3	11-3	1998	3-3	2-4	5-7	2017	4-3	6-10	10-3
1980	4-2	1-5	5-7	1999	0-6	3-4	3-10	2018	3-3	3-2-1	6-5-1
1981	4-2	1-5	5-7	2000	3-3	5-2	8-5	2019	4-2	2-4	6-6
1982	4-1	1-3	5-4	2001	6-2	5-2	11-4	2020	6-1	3-3	9-4
1983	3-3	5-2	8-5	2002	5-2	4-3	9-5	2021	4-2	3-4	7-6
1984	4-2	3-5	7-7	2003	3-3	2-4	5-7	2022	2-4	3-3	5-7
1985	4-2	2-4	6-6	2004	7-1	5-1	12-2	2023	4-2	3-4	7-6
1986	2-4	2-4	4-8	2005	3-3	7-2	10-5				
1987	3-2	3-3	6-5	2006	3-3	2-4	5-7				
1988	3-3	1-5	4-8	2007	5-2	2-4	7-6				
								TOTAL	247-104	172-170-2	419-274-2



STEELERS VS. NFC Year-by-year results from 1970

HOME				AWAY				OVERALL			
1970	0-1	0-2	0-3	1989	1-1	2-0	3-1	2008	1-1	1-1	3-2
1971	1-1	0-1	1-2	1990	2-0	1-1	3-1	2009	2-0	1-1	3-1
1972	1-0	1-1	2-1	1991	0-2	0-2	0-4	2010	2-0	1-1	3-2
1973	2-0	1-0	3-0	1992	1-1	0-2	1-3	2011	2-0	1-1	3-1
1974	2-0	1-0	4-0	1993	1-1	1-1	2-2	2012	2-0	1-1	3-1
1975	1-0	1-1	3-1	1994	1-1	1-1	2-2	2013	1-1	1-1	2-2
1976	0-0	1-1	1-1	1995	1-1	1-1	2-3	2014	0-2	2-0	2-2
1977	2-0	0-0	2-0	1996	1-1	1-1	2-2	2015	2-0	1-1	3-1
1978	2-0	1-1	4-1	1997	1-1	1-1	2-2	2016	1-1	1-1	2-2
1979	2-0	1-1	4-1	1998	2-0	0-2	2-2	2017	2-0	1-1	3-1
1980	2-0	2-0	4-0	1999	2-0	1-0	3-0	2018	2-0	1-1	3-1
1981	1-1	2-0	3-1	2000	1-1	0-1	1-2	2019	1-1	1-1	2-2
1982	0-0	1-0	1-0	2001	2-0	1-0	3-0	2020	1-1	2-0	3-1
1983	1-1	1-1	2-2	2002	1-0-1	1-1	2-1-1	2021	2-0-1	0-2	2-2-1
1984	2-0	1-1	3-1	2003	1-1	0-2	1-3	2022	2-0	2-1	4-1
1985	1-1	0-2	1-3	2004	2-0	2-0	4-0	2023	1-2	2-0	3-2
1986	2-0	0-2	2-2	2005	2-0	2-0	5-0				
1987	1-1	1-1	2-2	2006	2-0	1-1	3-1				
1988	1-1	0-2	1-3	2007	2-0	1-1	3-1				
								TOTAL:	74-27-2	51-49	131-78-2

● Includes Super Bowl Win ○ Includes Super Bowl Loss ● Includes Playoffs ● Includes game at Wembley Stadium (London)

Steelers in the Pro Bowl (Selections By Game)

1951 3 Selections

HB Joe Geri (1)
 LB Jerry Shipkey (1)
 C Bill Walsh (1)

1952 4 Selections

HB Joe Geri (2)
 G George Hughes (1)
 LB Jerry Shipkey (2)
 C Bill Walsh (2)

1953 7 Selections

HB Lynn Chandnois (1)
 QB Jim Finks (1)
 HB Ray Mathews (1)
 DE Bill McPeak (1)
 E Elbie Nickel (1)
 LB Jerry Shipkey (3)
 DT Ernie Stautner (1)

1954 8 Selections

HB Lynn Chandnois (2)
 MG Dale Dodril (1)
 G George Hughes (2)
 LB Marv Matuszak (1)
 DE Bill McPeak (2)
 HB Ray Mathews (2)
 E Elbie Nickel (2)
 DT Ernie Stautner (2)

1955 3 Selections

DB Paul Cameron (1)
 MG Dale Dodril (2)
 HB John Lattner (1)

1956 5 Selections

DB Jack Butler (1)
 MG Dale Dodril (3)
 HB Ray Mathews (3)
 DT Ernie Stautner (3)
 T Frank Varrichione (1)

1957 6 Selections

DB Jack Butler (2)
 DE Bill McPeak (3)
 E Elbie Nickel (3)
 FB Fran Rogel (1)
 DT Ernie Stautner (4)
 T Frank Varrichione (2)

1958 6 Selections

DB Jack Butler (3)
 MG Dale Dodril (4)
 E Jack McClairn (1)
 QB Earl Morrall (1)
 DT Ernie Stautner (5)
 T Frank Varrichione (3)

1959 5 Selections

DB Jack Butler (4)
 QB Bobby Layne (1)
 DT Ernie Stautner (6)
 HB Tom Tracy (1)
 T Frank Varrichione (4)

1960 6 Selections

DB Dean Derby (1)
 QB Bobby Layne (2)
 G John Nisby (1)
 E Jimmy Orr (1)
 LB John Reger (1)
 DT Ernie Stautner (7)

1961 5 Selections

LB John Reger (2)
 G Mike Sandusky (1)
 DT Ernie Stautner (8)
 HB Tom Tracy (2)
 T Frank Varrichione (5)

1962 5 Selections

E Buddy Dial (1)
 G John Nisby (2)
 LB Myron Pottios (1)
 LB John Reger (3)
 DT Ernie Stautner (9)

1963 5 Selections

TE Preston Carpenter (1)
 FB John Henry Johnson (1)
 DT Gene Lipscomb (1)
 DE Lou Michaels (1)
 C Buzz Nutter (1)

1964 6 Selections

T Charley Bradshaw (1)
 FB John Henry Johnson (2)
 DT Joe Krupa (1)
 DT Lou Michaels (2)
 LB Myron Pottios (2)
 DB Clendon Thomas (1)

1965 4 Selections

E Gary Ballman (1)
 T Charley Bradshaw (2)
 FB John Henry Johnson (3)
 LB Myron Pottios (3)

1966 1 Selection

E Gary Ballman (2)

1967 3 Selections

K Mike Clark (1)
 DB Brady Keys (1)
 DE Ben McGee (1)

1968 1 Selection

DB Marv Woodson (1)

1969 4 Selections

HB Dick Hoak (1)
 E Roy Jefferson (1)
 DE Ben McGee (2)
 LB Andy Russell (1)

1970 3 Selections

DT Joe Greene (1)
 E Roy Jefferson (2)
 P Bob Walden (1)

1971 2 Selections

DT Joe Greene (2)
 LB Andy Russell (2)

1972 2 Selections

DT Joe Greene (3)
 LB Andy Russell (3)

1973 6 Selections

LB Henry Davis (1)
 PK Roy Gerela (1)
 DT Joe Greene (4)
 RB Franco Harris (1)
 LB Andy Russell (4)
 DE Dwight White (1)

1974 8 Selections

DT Joe Greene (5)
 DE L.C. Greenwood (1)
 LB Jack Ham (1)
 RB Franco Harris (2)
 LB Andy Russell (5)
 WR Ron Shanklin (1)
 G Bruce Van Dyke (1)
 DE Dwight White (2)

1975 6 Selections

PK Roy Gerela (2)
 DT Joe Greene (6)
 DE L.C. Greenwood (2)
 LB Jack Ham (2)
 RB Franco Harris (3)
 LB Andy Russell (6)

1976 11 Selections

CB Mel Blount (1)
 QB Terry Bradshaw (1)
 S Glen Edwards (1)
 DT Joe Greene (7)
 DE L.C. Greenwood (3)
 LB Jack Ham (3)
 RB Franco Harris (4)
 LB Jack Lambert (1)
 LB Andy Russell (7)
 WR Lynn Swann (1)
 S Mike Wagner (1)

1977 9 Selections

CB Mel Blount (2)
 S Glen Edwards (2)
 DT Joe Greene (8)
 DE L.C. Greenwood (4)
 LB Jack Ham (4)
 RB Franco Harris (5)
 LB Jack Lambert (2)
 CB J.T. Thomas (1)
 S Mike Wagner (2)

() denotes number of Pro Bowl selections


* Did not play

Steelers in the Pro Bowl (Selections By Game)

1978	4 Selections
LB	Jack Ham (5)
RB	Franco Harris (6)
LB	Jack Lambert (3)
WR	Lynn Swann (2)
1979	10 Selections
CB	Mel Blount (3)
QB	Terry Bradshaw (2)
DT	Joe Greene (9)
DE	L.C. Greenwood (5)
LB	Jack Ham (6)
RB	Franco Harris (7)
LB	Jack Lambert (4)
S	Donnie Shell (1)
WR	Lynn Swann (3)
C	Mike Webster (1)
1980	10 Selections
CB	Mel Blount (4)
QB	Terry Bradshaw (3)*
DT	Joe Greene (10)
DE	L.C. Greenwood (6)
LB	Jack Ham (7)
RB	Franco Harris (8)
LB	Jack Lambert (5)
S	Donnie Shell (2)
WR	John Stallworth (1)
C	Mike Webster (2)
1981	5 Selections
LB	Jack Ham (8)
RB	Franco Harris (9)
LB	Jack Lambert (6)
S	Donnie Shell (3)
C	Mike Webster (3)

1982	4 Selections
CB	Mel Blount (5)
LB	Jack Lambert (7)
S	Donnie Shell (4)
C	Mike Webster (4)
1983	5 Selections
OT	Larry Brown (1)
LB	Jack Lambert (8)
S	Donnie Shell (5)
WR	John Stallworth (2)
C	Mike Webster (5)
1984	3 Selections
PK	Gary Anderson (1)
LB	Jack Lambert (9)
C	Mike Webster (6)
1985	5 Selections
LB	Robin Cole (1)
WR	Louis Lipps (1)
LB	Mike Merriweather (1)
WR	John Stallworth (3)
C	Mike Webster (7)
1986	4 Selections
PK	Gary Anderson (2)
WR	Louis Lipps (2)
LB	Mike Merriweather (2)
C	Mike Webster (8)
1987	2 Selections
LB	Mike Merriweather (3)
RB	Earnest Jackson (2)
1988	1 Selection
C	Mike Webster (9)

1989	1 Selection
OT	Tunch Ilkin (1)
1990	2 Selections
OT	Tunch Ilkin (2)
KR	Rod Woodson (1)
1991	2 Selections
LB	David Little (1)
CB	Rod Woodson (2)
1992	2 Selections
LB	Greg Lloyd (1)
CB	Rod Woodson (3)
1993	6 Selections
C	Dermontti Dawson (1)
RB	Barry Foster (1)
G	Carlton Haselrig (1)
LB	Greg Lloyd (2)
QB	Neil O'Donnell (1)
CB	Rod Woodson (4)
1994	6 Selections
PK	Gary Anderson (3)
C	Dermontti Dawson (2)
RB	Barry Foster (2)*
TE	Eric Green (1)
LB	Greg Lloyd (3)
CB	Rod Woodson (5)
1995	6 Selections
C	Dermontti Dawson (3)
TE	Eric Green (2)
LB	Kevin Greene (2)
S	Carnell Lake (1)
LB	Greg Lloyd (4)
G	Duval Love (1)
CB	Rod Woodson (6)
1996	5 Selections
C	Dermontti Dawson (4)
LB	Kevin Greene (3)
S	Carnell Lake (2)
LB	Greg Lloyd (5)
WR	Yancey Thigpen (1)
1997	6 Selections
RB	Jerome Bettis (3)
LB	Chad Brown (1)
C	Dermontti Dawson (5)
LB	Levon Kirkland (1)
S	Carnell Lake (3)
CB	Rod Woodson (7)
1998	6 Selections
RB	Jerome Bettis (4)
C	Dermontti Dawson (6)
LB	Levon Kirkland (2)
S	Carnell Lake (4)
DT	Joel Steed (1)
WR	Yancey Thigpen (2)
1999	1 Selection
C	Dermontti Dawson (7)
2000	0 Selections
None	
2001	1 Selection
LB	Jason Gildon (1)



() denotes number of Pro Bowl selections
 *Did not play

Steelers in the Pro Bowl (Selections By Game)

2002 6 Selections

LB	Kendrell Bell (1)
RB	Jerome Bettis (5)*
G	Alan Faneca (1)
LB	Jason Gildon (2)
QB	Kordell Stewart (1)
WR	Hines Ward (1)

2003 4 Selections

G	Alan Faneca (2)
LB	Jason Gildon (3)
LB	Joey Porter (1)
WR	Hines Ward (2)

2004 3 Selections

G	Alan Faneca (3)
DT	Casey Hampton (1)
WR	Hines Ward (3)

2005 9 Selections

RB	Jerome Bettis (6)
G	Alan Faneca (4)
LB	James Farrior (1)
C	Jeff Hartings (1)
S	Troy Polamalu (1)
LB	Joey Porter (2)
DE	Aaron Smith (1)
OT	Marvel Smith (1)
WR	Hines Ward (4)

2006 5 Selections

G	Alan Faneca (5)
DT	Casey Hampton (2)
C	Jeff Hartings (2)
S	Troy Polamalu (2)
LB	Joey Porter (3)

2007 4 Selections

G	Alan Faneca (6)
DT	Casey Hampton (3)
RB	Willie Parker (1)
S	Troy Polamalu (3)

2008 6 Selections

G	Alan Faneca (7)
DT	Casey Hampton (4)
LB	James Harrison (1)
RB	Willie Parker (2)*
S	Troy Polamalu (4)*
QB	Ben Roethlisberger (1)

2009 3 Selections

LB	James Farrior (2)
LB	James Harrison (2)
S	Troy Polamalu (5)

2010 4 Selections

DT	Casey Hampton (5)
LB	James Harrison (3)
TE	Heath Miller (1)
LB	LaMarr Woodley (1)

2011 4 Selections

DE	Brett Keisel (1)
S	Troy Polamalu (6)
C	Maurkice Pouncey (1)
LB	James Harrison (4)



2012 7 Selections

WR	Antonio Brown (1)
S	Ryan Clark (1)
LB	James Harrison (5)
S	Troy Polamalu (7)*
C	Maurkice Pouncey (2)*
QB	Ben Roethlisberger (2)
WR	Mike Wallace (1)

2013 2 Selections

TE	Heath Miller (2)*
C	Maurkice Pouncey (3)

2014 2 Selections

WR	Antonio Brown (2)
S	Troy Polamalu (8)

2015 5 Selections

RB	Le'Veon Bell (1)*
C	Maurkice Pouncey (4)
QB	Ben Roethlisberger (3)*
LB	Lawrence Timmons (1)
WR	Antonio Brown (3)

2016 3 Selections

WR	Antonio Brown (4)*
G	David DeCastro (1)
QB	Ben Roethlisberger (4)*

2017 5 Selections

WR	Antonio Brown (5)*
G	David DeCastro (2)
RB	Le'Veon Bell (2)*
C	Maurkice Pouncey (5)*
QB	Ben Roethlisberger (5)*

2018 8 Selections

RB	Le'Veon Bell (3)
K	Chris Boswell (1)
WR	Antonio Brown (6)
G	David DeCastro (3)
C	Maurkice Pouncey (6)
QB	Ben Roethlisberger (6)
LB	Ryan Shazier (1)*
T	Alejandro Villanueva (1)

2019 6 Selections

WR	Antonio Brown (7)*
RB	James Conner (1)
G	David DeCastro (4)*
DT	Cameron Heyward (1)
C	Maurkice Pouncey (7)
T	Alejandro Villanueva (2)

2020 5 Selections

G	David DeCastro (5)*
S	Minkah Fitzpatrick (1)
DT	Cameron Heyward (2)
C	Maurkice Pouncey (8)
LB	T.J. Watt (1)

2021 5 Selections*

G	David DeCastro (6)
S	Minkah Fitzpatrick (2)
DT	Cameron Heyward (3)
C	Maurkice Pouncey (9)
LB	T.J. Watt (2)

2022 2 Selections

DT	Cameron Heyward (4)
LB	T.J. Watt (3)

2023 2 Selections

S	Minkah Fitzpatrick (3)
LB	T.J. Watt (4)*

2024 3 Selections

S	Miles Killebrew (1)
S	Minkah Fitzpatrick (4)
LB	T.J. Watt (5)*

(*) denotes number of Pro Bowl selections

*Did not play

*2021 Pro Bowl was not played due to the COVID-19 pandemic

Steelers in the Pro Bowl (Alphabetical)

A

Gary Anderson (3)	1984	1986	1994
-------------------	------	------	------

B

Gary Ballman (2)	1965	1966			
Kendrell Bell (1)	2002				
Le'Veon Bell (3)	2015	2017*	2018		
Jerome Bettis (4)	1997	1998	2002*	2005	
Mel Blount (5)	1976	1977	1979	1980	1982

Chris Boswell (1) 2018

Charlie Bradshaw (2)	1964	1965				
Terry Bradshaw (3)	1976*	1979	1980			
Antonio Brown (7)	2012	2014	2015	2016*	2017*	2018
	2019*					
Chad Brown (1)	1997					
Larry Brown (1)	1983					
Jack Butler (4)	1956	1957	1958	1959		

C

Paul Cameron (1)	1955*	
Preston Carpenter (1)	1963	
Lynn Chandoinis (2)	1953	1954
Chuck Cherundolo (2)	Jan. 1942	Dec. 1942
Mike Clark (1)	1967	
Ryan Clark (1)	2012	
Robin Cole (1)	1985	
Merlyn Condit (1)	Dec. 1940	
James Conner (1)	2019	
Joe Coomer (1)	Jan. 1942	

D

Dermontti Dawson (7)	1993	1994	1995	1996	1997	1998
	1999					
David DeCastro (6)	2016	2017	2018	2019*	2020	2021*
Dean Derby (1)	1960					
Buddy Dial (2)	1962	1964*				
Dale Dodril (4)	1954	1955	1956	1958		
Bill Dudley (1)	Dec. 1942					

E

Glen Edwards (2)	1976	1977
------------------	------	------

F

Alan Faneca (7)	2002	2003	2004	2005	2006	2007
	2008					
James Farrior (2)	2005	2009				
Jim Finks (1)	1953					
Minkah Fitzpatrick (5) 2020 2021* 2022 2023 2024						
Barry Foster (2)	1993	1994*				

G

Byron Gentry (2)	1939	Jan. 1940							
Roy Gerela (2)	1973	1975							
Joe Geri (2)	1951	1952							
Jason Gildon (3)	2001	2002	2003						
Eric Green (2)	1994	1995							
Joe Greene (10)	1970	1971	1972	1973	1974	1975	1976	1977	1979
	1980								
Kevin Greene (2)	1995	1996							
L.C. Greenwood (6)	1974	1975	1976	1977	1979	1980			

(*) denotes number of Pro Bowl selections

*Did not play

*2021 Pro Bowl was not played due to the COVID-19 pandemic

H

Jack Ham (8)	1974*	1975	1976	1977	1978	1979			
	1980*	1981							
Casey Hampton (5)	2004	2006	2007	2008	2010				
Franco Harris (9)	1973	1974	1975	1976	1977*	1978	1979	1980	1981
Najee Harris (1) 2022									
James Harrison (5)	2008	2009	2010	2011*	2012				
Jeff Hartings (2)	2004	2005							
Carlton Haselrig (1)	1993								
Cameron Heyward (6) 2018 2019 2020 2021* 2022 2023									
Dick Hoak (1)	1968								
George Hughes (2)	1952	1954							

I

Tunch Ilkin (2)	1989	1990
-----------------	------	------

J

Earneest Jackson (1)	1987		
Roy Jefferson (2)	1969	1970	
Diontae Johnson (1)	2022		
John Henry Johnson (3)	1963	1964	1965
Art Jones (1)	Jan. 1942		

K

Miles Killebrew (1) 2024		
Brett Keisel (1)	2011*	
Brady Keys (1)	1967	
Levon Kirkland (2)	1997	1998
Joe Krupa (1)	1964	

L

Carnell Lake (4)	1995	1996	1997	1998					
Jack Lambert (9)	1976	1977	1978	1979	1980	1981	1982	1983	1984
Johnny Latner (1)	1955								
Bobby Layne (2)	1959*	1960							
Louis Lipps (2)	1985	1986							
Gene Lipscomb (1)	1963								
David Little (1)	1991								
Greg Lloyd (5)	1992	1993	1994	1995	1996				
Duval Love (1)	1995								

M

Ray Mathews (2)	1953	1956	
Marv Matuszak (1)	1954		
Jack McClairan (1)	1958		
Ben McGee (2)	1967	1969	
Bill McPeak (3)	1953	1954	1957
Mike Merriweather (3)	1985	1986	1987
Lou Michaels (2)	1963	1964	
Heath Miller (2)	2010	2013*	
Earl Morrall (1)	1958		

N

Elbie Nickel (3)	1953	1954	1957
John Nisby (2)	1960	1962	
Roosevelt Nix (1)	2018		
Buzz Nutter (1)	1963		

O

Neil O'Donnell (1)	1993
Jimmy Orr (1)	1960

P

Willie Parker (2)	2007	2008*							
Troy Polamalu (8)	2005	2006	2007	2008*	2009	2011*	2012*	2014*	
Joey Porter (3)	2003	2005	2006						
Myron Pottios (3)	1962	1964	1965						
Maurkice Pouncey (9)	2011*	2012*	2013	2015	2017*	2018	2019	2020	2021*

R

John Reger (3)	1960	1961	1962				
Dick Riffe (1)	Jan. 1942						
Ben Roethlisberger (6)	2008	2012	2015*	2016*	2017*	2018	
Fran Rogel (1)	1957						
Andy Russell (7)	1969	1971	1972	1973	1974	1975	1976

S

Mike Sandusky (1)	1961								
Ron Shanklin (1)	1974*								
Ryan Shazier (2)	2017	2018*							
Donnie Shell (5)	1979	1980	1981	1982	1983				
Jerry Shipkey (3)	1951	1952	1953						
Milt Simington (1)	Dec. 1942*								
Aaron Smith (1)	2005								
Marvel Smith (1)	2005								
Stu Smith (1)	1939								
Julu Smith-Schuster (1)	2019								
John Stallworth (4)	1980	1983	1984	1985					
Ernie Stautner (9)	1953	1954	1956	1957	1958	1959	1960	1961	1962
Joel Steed (1)	1998								
Kordell Stewart (1)	2002								
Lynn Swann (3)	1976	1978	1979						

T

Yancey Thigpen (2)	1996	1998
Clendon Thomas (1)	1964	
J.T. Thomas (1)	1977	
Lawrence Timmons (1)	2015	
Tom Tracy (2)	1959	1961

V

Bruce Van Dyke (1)	1974			
Frank Varrichione (4)	1956	1958	1959	1961
Alejandro Villanueva (2)	2018	2019		

W

Mike Wagner (2)	1976	1977							
Bobby Walden (1)	1970								
Mike Wallace (1)	2012								
Bill Walsh (2)	1951	1952							
Hines Ward (4)	2002	2003	2004	2005					
T.J. Watt (6) 2019 2020 2021* 2022 2023* 2024*									
Mike Webster (9)	1979	1980	1981	1982	1983	1984	1985	1986	1988
Dwight White (2)	1973	1974							
LaMarr Woodley (1)	2010								
Marv Woodson (1)	1968								
Rod Woodson (7)	1990	1991	1992	1993	1994	1995	1997		
John Woudenberg (1)	Dec. 1942								

Steelers in the Pro Bowl (Total Appearances)

10			
Joe Greene	1970	1971	1972
	1973	1974	1975
	1976	1977	1979
	1980		

9			
Franco Harris	1973	1974	1975
	1976	1977*	1978
	1979	1980	1981
Jack Lambert	1976	1977	1978
	1979	1980	1981
	1982	1983	1984
Maurkice Pouncey	2011*	2012*	2013
	2015	2017*	2018
	2019	2020	2021*
Ernie Stautner	1953	1954	1956
	1957	1958	1959
	1960	1961	1962
Mike Webster	1979	1980	1981
	1982	1983	1984
	1985	1986	1988

8			
Jack Ham	1974*	1975	1976
	1977	1978	1979
	1980*	1981	
Troy Polamalu	2005	2006	2007
	2008*	2009	2011*
	2012*	2014*	

7			
Antonio Brown	2012	2014	2015
	2016*	2017*	2018
	2019*		
Dermontti Dawson	1993	1994	1995
	1996	1997	1998
	1999		
Alan Faneca	2002	2003	2004
	2005	2006	2007
	2008		
Andy Russell	1969	1971	1972
	1973	1974	1975
	1976		
Rod Woodson	1990	1991	1992
	1993	1994	1995
	1997		

6			
David DeCastro	2016	2017	2018
	2019*	2020	2021*
L.C. Greenwood	1974	1975	1976
	1977	1979	1980
Cameron Heyward	2018	2019	2020
	2021*	2022	2023
Ben Roethlisberger	2008	2012	2015*
	2016*	2017*	2018
T.J. Watt	2019	2020	2021*
	2022	2023*	2024*

5			
Mel Blount	1976	1977	1979
	1980	1982	
Minkah Fitzpatrick	2020	2021*	2022
	2023	2024	
Casey Hampton	2004	2006	2007
	2008	2010	
James Harrison	2008	2009	2010
	2011*	2012	
Greg Lloyd	1992	1993	1994
	1995	1996	
Donnie Shell	1979	1980	1981
	1982	1983	

4			
Jerome Bettis	1997	1998	2002*
	2005		
Jack Butler	1956	1957	1958
	1959		
Dale Dodril	1954	1955	1956
	1958		
Carnell Lake	1995	1996	1997
	1998		
John Stallworth	1980	1983	1984
	1985		
Frank Varrichione	1956	1958	1959
	1961		
Hines Ward	2002	2003	2004
	2005		

3			
Gary Anderson	1984	1986	1994
Le'Veon Bell	2015	2017*	2018
Terry Bradshaw	1976*	1979	1980
Jason Gildon	2001	2002	2003
John Henry Johnson	1963	1964	1965
Bill McPeak	1953	1954	1957
Mike Merrifield	1985	1986	1987
Elbie Nickel	1953	1954	1957
Joey Porter	2003	2005	2006
Myron Pottios	1962	1964	1965
John Reger	1960	1961	1962
Jerry Shipkey	1951	1952	1953
Lynn Swann	1976	1978	1979

2			
Gary Ballman	1965	1966	
Charlie Bradshaw	1964	1965	
Lynn Chandois	1953	1954	
Chuck Cherundolo	Jan. 1942		
	Dec. 1942		
Buddy Dial	1962	1964*	
Glen Edwards	1976	1977	
James Fariro	2005	2009	
Barry Foster	1993	1994*	
Byron Gentry	1939		
	Jan. 1940		

Roy Gerela	1973	1975	
Joe Geri	1951	1952	
Eric Green	1994	1995	
Kevin Greene	1995	1996	
Jeff Hartings	2004	2005	
George Hughes	1952	1954	
Tunch Illikin	1989	1990	
Roy Jefferson	1969	1970	
Levon Kirkland	1997	1998	
Bobby Layne	1959*	1960	
Louis Lipps	1985	1986	
Ray Mathews	1953	1956	
Ben McGee	1967	1969	
Lou Michaels	1963	1964	
Heath Miller	2010	2013*	
John Nisby	1960	1962	
Willie Parker	2007	2008*	
Ryan Shazier	2017	2018*	
Yancey Thigpen	1996	1998	
Tom Tracy	1959	1961	
Alejandro Villanueva	2018	2019	
Mike Wagner	1976	1977	
Bill Walsh	1951	1952	
Dwight White	1973	1974	

1	
Kendrell Bell	2002
Chris Boswell	2018
Chad Brown	1997
Larry Brown	1983
Paul Cameron	1955*



Preston Carpenter	1963
Mike Clark	1967
Ryan Clark	2012
Robin Cole	1985
Merlyn Condit	Dec. 1940
James Conner	2019
Joe Coomer	Jan. 1942
Dean Derby	1960
Bill Dudley	Dec. 1942
Jim Finks	1953
Najee Harris	2022
Carlton Haselrig	1993
Dick Hoak	1968
Earnest Jackson	1987
Diontae Johnson	2022
Art Jones	Jan. 1942
Brett Keisel	2011*
Brady Keys	1967
Miles Killebrew	2024
Joe Krupa	1964
Johnny Lattner	1955
Gene Lipscomb	1963
David Little	1991
Duval Love	1995
Marv Matuszak	1954
Jack McClairain	1958
Earl Morrall	1958
Roosevelt Nix	2018
Buzz Nutter	1963
Neil O'Donnell	1993
Jimmy Orr	1960
Dick Riffe	Jan. 1942
Fran Rogel	1957
Mike Sandusky	1961
Ron Shanklin	1974*
Mitt Simington	Dec. 1942*
Aaron Smith	2005
Marvel Smith	2005
Stu Smith	1939
JuJu Smith-Schuster	2019
Joel Steed	1998
Kordell Stewart	2002
Clendon Thomas	1964
J.T. Thomas	1977
Lawrence Timmons	2015
Bruce Van Dyke	1974
Bobby Walden	1970
Mike Wallace	2012
LaMarr Woodley	2010
Woodson, Marv	1968
Woudenberg, John	Dec. 1942

*Did not play

*2021 Pro Bowl was not played due to the COVID-19 pandemic

Steelers in the Pro Bowl (By Steelers' Draft Eligible Year)

2021

Najee Harris	2022
--------------	------

2019

Diontae Johnson	2022
-----------------	------

2017

James Conner	2019
Juju Smith-Schuster	2019
T.J. Watt	2019 2020 2021*
	2022 2023* 2024*

2014

Chris Boswell	2018
Ryan Shazier	2017 2018*

2013

Le'Veon Bell	2015 2017* 2018
--------------	-----------------

2012

David DeCastro	2016 2017 2018
	2019* 2020 2021*

2011

Cameron Heyward	2018 2019 2020
	2021* 2022 2023

2010

Antonio Brown	2012 2014 2015
	2016* 2017* 2018
	2019*
Maurkice Pouncey	2011* 2012* 2013
	2015 2017* 2018
	2019 2020 2021*
Alejandro Villanueva	2018 2019

2009

Mike Wallace	2012
--------------	------

2007

Lawrence Timmons	2015
LaMarr Woodley	2010

2005

Heath Miller	2010 2013*
--------------	------------

2004

Willie Parker	2007 2008*
Ben Roethlisberger	2008 2012 2015*
	2016* 2017* 2018



NAJEE HARRIS

2003

Troy Polamalu	2005 2006 2007
	2008* 2009 2011*
	2012* 2014*

2002

James Harrison	2008 2009 2010
	2011* 2012
Brett Keisel	2011*

2001

Kendrell Bell	2002
Casey Hampton	2004 2006 2007
	2008 2010

2000

Marvel Smith	2005
--------------	------

1999

Joey Porter	2003 2005 2006
Aaron Smith	2005

1998

Alan Faneca	2002 2003 2004
	2005 2006 2007
	2008
Hines Ward	2002 2003 2004
	2005

1995

Kordell Stewart	2002
-----------------	------

1994

Jason Gildon	2001 2002 2003
--------------	----------------

1993

Chad Brown	1997
------------	------

1992

Levon Kirkland	1997 1998
Joel Steed	1998

1990

Barry Foster	1993 1994*
Eric Green	1994 1995
Neil O'Donnell	1993

1989

Carlton Haselrig	1993
Carnell Lake	1995 1996 1997
	1998

1988

Dermontti Dawson	1993 1994 1995
	1996 1997 1998
	1999

1987

Greg Lloyd	1992 1993 1994
	1995 1996
Rod Woodson	1990 1991 1992
	1993 1994 1995
	1997

1984

Louis Lipps	1985 1986
-------------	-----------

1982

Mike Merriweather	1985 1986 1987
-------------------	----------------

1981

David Little	1991
--------------	------

1980

Tunch Illkin	1989 1990
--------------	-----------

1977

Robin Cole	1985
------------	------

TROY POLAMALU



Steelers in the Pro Bowl (By Steelers' Draft Eligible Year)

1974

Jack Lambert	1976	1977	1978
	1979	1980	1981
	1982	1983	1984
Donnie Shell	1979	1980	1981
	1982	1983	
John Stallworth	1980	1983	
	1984	1985	
Lynn Swann	1976	1978	1979
Mike Webster	1979	1980	1981
	1982	1983	1984
	1985	1986	1988

1973

J.T. Thomas	1977		
-------------	------	--	--

1972

Franco Harris	1973	1974	1975
	1976	1977*	1978
	1979	1980	1981

1971

Larry Brown	1983		
Glen Edwards	1976	1977	
Jack Ham	1974*	1975	1976
	1977	1978	1979
Mike Wagner	1980*	1981	
	1976	1977	
Dwight White	1973	1974	

1970

Mel Blount	1976	1977	1979
	1980	1982	
Terry Bradshaw	1976*	1979	1980
Ron Shanklin	1974*		

1969

Joe Greene	1970	1971	1972
	1973	1974	1975
	1976	1977	1979
	1980		
L.C. Greenwood	1974	1975	1976
	1977	1979	1980

1965

Ray Jefferson	1969	1970	
---------------	------	------	--

1964

Ben McGee	1967	1969	
-----------	------	------	--

1963

Andy Russell	1969	1971	1972
	1973	1974	1975
	1976		

1962

Gary Ballman	1965	1966	
--------------	------	------	--

1961

Dick Hoak	1968		
Myron Pottios	1962	1964	1965

1960

Brady Keys	1967		
------------	------	--	--

1956

Joe Krupa	1964		
-----------	------	--	--

1955

John Reger	1960	1961	1962
Frank Varrichione	1956	1958	1959
	1961		

1954

Paul Cameron	1955*		
Johnny Lattner	1955		

1953


John Henry Johnson	1963	1964	1965
Marv Matuszak	1954		
Jack McClairn	1958		

1951

Jack Butler	1956	1957	1958
	1959		
Dale Dodril	1954	1955	1956
	1958		
Ray Mathews	1953	1956	

1950

Lynn Chandois	1953	1954	
George Hughes	1952	1954	
Fran Rogel	1957		
Ernie Stautner	1953	1954	1956
	1957	1958	1959
	1960	1961	1962



**DICK
HOAK**

1949

Jim Finks	1953		
Joe Geri	1951	1952	
Bill Walsh	1951	1952	

1948

Bill McPeak	1953	1954	1957
-------------	------	------	------

1947

Elbie Nickel	1953	1954	1957
Jerry Shipkey	1951	1952	1953

1942

Bill Dudley	Dec. 1942		
-------------	-----------	--	--

*Did not play

•2021 Pro Bowl was not played due to the COVID-19 pandemic

Steelers in the Pro Bowl (By Position)

C

Mike Webster	1979	1980	1981
	1982	1983	1984
	1985	1986	1988
Maurkice Pouncey	2011*	2012*	2013
	2015	2017*	2018
	2019	2020	2021*
Dermontti Dawson	1993	1994	1995
	1996	1997	1998
	1999		
Chuck Cherundolo	Jan. 1942	Dec. 1942	
Jeff Hartings	2004	2005	
Bill Walsh	1951	1952	
Buzz Nutter	1963		

CB

Mel Blount	1976	1977	1979
	1980	1982	
Jack Butler	1956	1957	1958
	1959		
Dean Derby	1960		
Brady Keys	1967		
Clendon Thomas	1964		
J.T. Thomas	1977		
Paul Cameron	1955*		

DE

L.C. Greenwood	1974	1975	1976
	1977	1979	1980
Bill McPeak	1953	1954	1957
Ben McGee	1967	1969	
Lou Michaels	1963	1964	
Dwight White	1973	1974	
Brett Keisel	2011*		
Aaron Smith	2005		

DT


Joe Greene	1970	1971	1972
	1973	1974	1975
	1976	1977	1979
	1980		
Ernie Stautner	1953	1954	1956
	1957	1958	1959
	1960	1961	1962
Cameron Heyward	2018	2019	2020
	2021*	2022	2023
Joe Krupa	1964		
Gene Lipscomb	1963		

FB

John Henry Johnson	1963	1964	1965
Fran Rogel	1957		
Roosevelt Nix	2018		

G

Alan Faneca	2002	2003	2004
	2005	2006	2007
	2008		
David DeCastro	2016	2017	2018
	2019*	2020	2021*
Byron Gentry	1939	Jan. 1940	
George Hughes	1952	1954	
John Nisby	1960	1962	
Cariton Haselrig	1993		
Duval Love	1995		
Mike Sandusky	1961		
Milt Simington	Dec. 1942*		
Bruce Van Dyke	1974		



HB

Ray Mathews	1953	1956
Tom Tracy	1959	1961
Merlyn Condit	Dec. 1940	
Bill Dudley	Dec. 1942	
Art Jones	Jan. 1942	
Johnny Lattner	1955	
Dick Riffie	Jan. 1942	

K

Gary Anderson	1984	1986	1994
Roy Gerela	1973	1975	
Chris Boswell	2018		
Mike Clark	1967		

CB/KR

Rod Woodson	1990	1991	1992
	1993	1994	1995
	1997		

LB

Jack Lambert	1976	1977	1978
	1979	1980	1981
	1982	1983	1984
Jack Ham	1974*	1975	1976
	1977	1978	1979
	1980*	1981	
Andy Russell	1969	1971	1972
	1973	1974	1975
	1976		
James Harrison	2008	2009	2010
	2011*	2012	
Greg Lloyd	1992	1993	1994
	1995	1996	
Dale Dodril	1954	1955	1956
	1958		

T.J. Watt

T.J. Watt	2019	2020	2021*
	2022	2023*	2024*
Jason Gildon	2001	2002	2003
Mike Merriweather	1985	1986	1987
Joey Porter	2003	2005	2006
Myron Pottios	1962	1964	1965
John Reger	1960	1961	1962
Jerry Shipkey	1951	1952	1953
James Farris	2005	2009	
Kevin Greene	1995	1996	
Levon Kirkland	1997	1998	
Ryan Shazier	2017	2018*	
Kendrell Bell	2002		
Chad Brown	1997		
Robin Cole	1985		
David Little	1991		
Marv Matuszak	1954		
Lawrence Timmons	2015		
LaMarr Woodley	2010		

Steelers in the Pro Bowl (By Position)

NT

Joel Steed	1998
------------	------

NT/DT

Casey Hampton	2004	2006	2007
	2008	2010	

OT

Frank Varrichione	1956	1958	1959
	1961		
Charlie Bradshaw	1964	1965	
Tunch Ilkin	1989	1990	
Alejandro Villaneuva	2018	2019	
Larry Brown	1983		
Marvel Smith	2005		

P

Bobby Walden	1970
--------------	------

QB

Ben Roethlisberger	2008	2012	2015*
	2016*	2017*	2018
Terry Bradshaw	1976*	1979	1980
Bobby Layne	1959*	1960	
Jim Finks	1953		
Earl Morrall	1958		
Neil O'Donnell	1993		
Stu Smith	1939		
Kordell Stewart	2002		

RB

Franco Harris	1973	1974	1975
	1976	1977*	1978
	1979	1980	1981
Jerome Bettis	1997	1998	2002*
	2005		
Le'Veon Bell	2015	2017*	2018
Lynn Chandois	1953	1954	
Barry Foster	1993	1994*	
Joe Geri	1951	1952	
Willie Parker	2007	2008*	
Najee Harris	2022		
James Conner	2019		
Dick Hoak	1968		
Earnest Jackson	1987		

S

Troy Polamalu	2005	2006	2007
	2008*	2009	2011*
	2012*	2014*	
Donnie Shell	1979	1980	1981
	1982	1983	
Carnell Lake	1995	1996	1997
	1998		
Glen Edwards	1976	1977	
Mike Wagner	1976	1977	
Ryan Clark	2012		
Minkah Fitzpatrick	2020	2021*	2022
	2023	2024	
Marv Woodson	1968		
Miles Killebrew	2024		

T

John Woudenberg	Dec. 1942
-----------------	-----------

TE

Elbie Nickel	1953	1954	1957
Eric Green	1994	1995	
Heath Miller	2010	2013*	
Preston Carpenter	1963		
Joe Coomer	Jan. 1942		
Jack McClairan	1958		

WR

Antonio Brown	2012	2014	2015
	2016*	2017*	
	2018	2019*	
Hines Ward	2002	2003	2004
	2005		
John Stallworth	1980	1983	1984
	1985		
Lynn Swann	1976	1978	1979
Gary Ballman	1965	1966	
Buddy Dial	1962	1964*	
Roy Jefferson	1969	1970	
Louis Lipps	1985	1986	
Yancey Thigpen	1996	1998	
Diontae Johnson	2022		
Jimmy Orr	1960		
Ron Shanklin	1974*		
Juju Smith-Schuster	2019		
Mike Wallace	2012		

*Did not play

*2021 Pro Bowl was not played due to the COVID-19 pandemic



MINKAH
FITZPATRICK

Consecutive Selections

Jack Lambert	9
Franco Harris	9
Joe Greene	8
Mike Webster	8
Jack Ham	8
Ernie Stautner	7
Dermonti Dawson	7
Alan Faneca	7
Cameron Heyward	6
Rod Woodson	6
Antonio Brown	6
Andy Russell	6
David DeCastro	6
T.J. Watt	6
Troy Polamalu	5
Donnie Shell	5
Greg Lloyd	5
James Harrison	5
Maurkice Pouncey	5
Minkah Fitzpatrick	5

Steelers in the Pro Bowl (By Steelers' Draft Round)

Round 1			
Joe Greene	1970	1971	1972
	1973	1974	1975
	1976	1977	1979
	1980		
Franco Harris	1973	1974	1975
	1976	1977*	1978
	1979	1980	1981
Troy Polamalu	2005	2006	2007
	2008*	2009	2011*
	2012*	2014*	
Maurkice Pouncey	2011*	2012*	2013
	2015	2017*	2018
	2019	2020	2021*
Alan Faneca	2002	2003	2004
	2005	2006	2007
	2008		
Rod Woodson	1990	1991	1992
	1993	1994	1995
	1997		
Ben Roethlisberger	2008	2012	2015*
	2016*	2017*	2018
David DeCastro	2016	2017	2018
	2019*	2020	2021*
Casey Hampton	2004	2006	2007
	2008	2010	
Cameron Heyward	2018	2019	2020
	2021	2022	2023
T.J. Watt	2019	2020	2021*
	2022	2023*	2024*
Frank Varrichione	1956	1958	1959
	1961		
Terry Bradshaw	1976*	1979	1980
Lynn Swann	1976	1978	1979
Lynn Chandois	1953	1954	
Eric Green	1994	1995	
Louis Lipps	1985	1986	
Heath Miller	2010	2013*	
Ryan Shazier	2017	2018*	
Najee Harris	2022		
Robin Cole	1985		
Bill Dudley	Dec. 1942		
Johnny Lattner	1955		
J.T. Thomas	1977		
Lawrence Timmons	2015		
John Woudenberg	Dec. 1942		

Round 2			
Jack Lambert	1976	1977	1978
	1979	1980	1981
	1982	1983	1984
Ernie Stautner	1953	1954	1956
	1957	1958	1959
	1960	1961	1962
Jack Ham	1974*	1975	1976
	1977	1978	1979
	1980*	1981	
Dermontti Dawson	1993	1994	1995
	1996	1997	1998
	1999		
Carnell Lake	1995	1996	1997
	1998		
Le'Veon Bell	2015	2017*	2018
John Henry Johnson	1963	1964	1965
Myron Pottios	1962	1964	1965
Roy Jefferson	1969	1970	
Levon Kirkland	1997	1998	
Kendrell Bell	2002		
Chad Brown	1997		
Joe Krupa	1964		
Ron Shanklin	1974*		
Marvel Smith	2005		
JuJu Smith-Schuster	2019		
Kordell Stewart	2002		
LaMarr Woodley	2010		

*Did not play

*2021 Pro Bowl was not played due to the COVID-19 pandemic

Round 3			
Mel Blount	1976	1977	1979
	1980	1982	
Hines Ward	2002	2003	2004
	2005		
Jason Gildon	2001	2002	2003
Mike Merriweather	1985	1986	1987
Joey Porter	2003	2005	2006
George Hughes	1952	1954	
Bill Walsh	1951	1952	
Diontae Johnson	2022		
James Conner	2019		
Marv Matuszak	1954		
Neil O'Donnell	1993		
Joel Steed	1998		
Mike Wallace	2012		

Round 4			
John Stallworth	1980	1983	1984
	1985		
Joe Geri	1951	1952	
Ben McGee	1967	1969	
Dwight White	1973	1974	
Aaron Smith	2005		

Round 5			
Mike Webster	1979	1980	1981
	1982	1983	1984
	1985	1986	1988
Barry Foster	1993	1994*	
Larry Brown	1983		

Round 6			
Antonio Brown	2012	2014	2015
	2016*	2017*	2018
	2019*		
Greg Lloyd	1992	1993	1994
	1995	1996	
Dale Dodril	1954	1955	1956
	1958		
Jerry Shipkey	1951	1952	1953
Tunch Ilkin	1989	1990	

Round 7			
Ray Mathews	1953	1956	
Dick Hoak	1968		
Brett Keisel	2011*		
David Little	1991		

Round 8			
Gary Ballman	1965	1966	
Paul Cameron	1955*		
Fran Rogel	1957		

Round 10			
L.C. Greenwood	1974	1975	1976
	1977	1979	1980

Round 11			
Mike Wagner	1976	1977	

Round 12			
Jim Finks	1953		
Carlton Haselrig	1993		

Round 14			
Brady Keys	1967		

Round 16			
Andy Russell	1969	1971	1972
	1973	1974	1975
	1976		
Bill McPeak	1953	1954	1957

Round 17			
Elbie Nickel	1953	1954	1957

Round 26			
Jack McClairn	1958		

UDFA			
James Harrison	2008	2009	2010
	2011*	2012	
Donnie Shell	1979	1980	1981
	1982	1983	
Jack Butler	1956	1957	1958
	1959		
John Reger	1960	1961	1962
Glen Edwards	1976	1977	
Willie Parker	2007	2008*	
Alejandro Villanueva	2018	2019	
Chris Boswell	2018		
Mike Clark	1967		
Stu Smith	1939		
Byron Gentry	1939	Jan. 1940	



DAVID DECASTRO

Steelers All-Pro

2023

T.J. Watt, LB	AP-1st	SN-1st
Miles Killebrew, ST	AP-1st	

2022

Minkah Fitzpatrick, S	AP-1st	FW-1st SN-1st
-----------------------	--------	------------------

2021

Cameron Heyward, DT	AP-1st	FW-1st
T.J. Watt, LB	AP-1st	FW-1st SN-1st

2020

Minkah Fitzpatrick, S	AP-1st	FW-1st SN-1st
Cameron Heyward, DT	AP-2nd	
T.J. Watt, LB	AP-1st	FW-2nd SN-1st

2019

Minkah Fitzpatrick, S	AP-1st	FW-1st SN-1st
Cameron Heyward, DT	AP-1st	FW-1st SN-1st
Diontae Johnson, PR		AP-2nd
T.J. Watt, LB	AP-1st NS-1st	FW-1st AP-2nd

2018

Maurkice Pouncey, C	AP-2nd	
---------------------	--------	--

2017

Le'Veon Bell, RB	AP-1st FW-1st	AP-2nd SN-1st
Antonio Brown, WR	AP-1st PFF-1st	FW-1st SN-1st
David DeCastro, G	AP-1st PFF-1st	FW-1st SN-1st
Cameron Heyward, DT	AP-1st	

2016

Le'Veon Bell, RB		AP-2nd
Antonio Brown, WR	AP-1st PFF-2nd	FW-1st SN-1st
David DeCastro, G		AP-2nd

2015

Antonio Brown, WR	AP-1st PFF-1st	FW-1st SN-1st
David DeCastro, G		AP-1st

2014

Le'Veon Bell, RB	AP-1st PFF-1st	FW-1st SN-1st
Antonio Brown, WR	AP-1st PFF-1st	FW-1st SN-1st
Maurkice Pouncey, C	AP-1st	
Ben Roethlisberger, QB		PFF-2nd
Lawrence Timmons, LB		AP-2nd

2013

Antonio Brown, WR	AP-2nd	PFF-1st
-------------------	--------	---------

2012

Maurkice Pouncey, C	AP-2nd	SN-1st
---------------------	--------	--------

2011

Troy Polamalu, S	AP-1st PFF-1st	FW-1st SN-1st
Maurkice Pouncey, C	AP-1st	FW-1st

2010

James Harrison, LB	AP-1st PFF-1st	FW-1st SN-1st
Troy Polamalu, S	AP-1st PFF-2nd	FW-1st SN-1st
Maurkice Pouncey, C	AP-2nd	
Lawrence Timmons, LB		PFF-1st

2009

James Harrison, LB	AP-2nd	SN-2nd
Stefan Logan, Ret.		PFF-2nd
LaMarr Woodley, LB	PFF-1st	AP-2nd

2008

James Farrior, LB		AP-2nd
James Harrison, LB	AP-1st	FW-1st SN-1st
Troy Polamalu, S	AP-1st	FW-1st SN-1st

2007

Alan Faneca, G		AP-1st
James Harrison, LB		AP-2nd
Troy Polamalu, S		AP-2nd

2006

Alan Faneca, G	AP-1st	FW-1st
----------------	--------	--------

2005

Alan Faneca, G	AP-1st	FW-1st SN-1st
Troy Polamalu, S	AP-1st	FW-1st SN-1st
Joey Porter, LB		AP-2nd
Antwaan Randle El, WR		FW-1st

2004

James Farrior, LB	AP-1st	FW-1st SN-1st
Alan Faneca, G	AP-1st	FW-1st SN-1st
Jeff Hartings, C	AP-1st	SN-1st
Troy Polamalu, S		AP-2nd
Joey Porter, LB		AP-2nd
Hines Ward, WR		AP-2nd

2003

Alan Faneca, G		AP-2nd
Hines Ward, WR		AP-2nd

2002

Alan Faneca, G	AP-1st	FW-1st SN-1st
Joey Porter, LB	AP-1st	FW-1st SN-1st
Hines Ward, WR		AP-2nd

2001

Kendrell Bell, LB		AP-2nd
Alan Faneca, G	AP-1st	FW-1st SN-1st
Jason Gildon, LB	AP-1st	FW-1st
Jeff Hartings, C		AP-2nd

1998

Dermontti Dawson, C	AP-1st	FW-1st SN-1st
---------------------	--------	------------------

1997

Jerome Bettis, RB		AP-2nd
Dermontti Dawson, C	AP-1st	FW-1st SN-1st
Levon Kirkland, LB	AP-1st	FW-1st SN-1st
Carnell Lake, S	AP-1st	FW-1st SN-1st
Yancy Thigpen, WR		AP-2nd

1996

Jerome Bettis, RB		AP-1st
Chad Brown, LB	AP-1st	FW-1st SN-1st
Dermontti Dawson, C	AP-1st	FW-1st SN-1st
Levon Kirkland, LB		AP-2nd

1995

Dermontti Dawson, C	AP-1st	FW-1st SN-1st
Carnell Lake, S		AP-2nd
Greg Lloyd, LB	AP-1st	FW-1st SN-1st

1994

Dermontti Dawson, C	AP-1st	FW-1st SN-1st
Kevin Greene, LB	AP-1st	FW-1st SN-1st
Carnell Lake, S		AP-2nd
Greg Lloyd, LB	AP-1st	FW-1st SN-1st
Rod Woodson, CB/PR	AP-1st	FW-1st SN-1st

1993

Dermontti Dawson, C		AP-1st
Greg Lloyd, LB	AP-1st	FW-1st
Rod Woodson, CB/PR	AP-1st	FW-1st SN-1st

1992

Barry Foster, RB	AP-1st NEA-1st	FW-1st SN-1st
Carnell Lake, S		NEA-2nd
Rod Woodson, CB/PR	AP-1st NEA-1st	FW-1st SN-1st

1991

Rod Woodson, CB/PR		NEA-2nd
--------------------	--	---------

1990

Rod Woodson, CB/PR	AP-1st NEA-1st	FW-1st PFW-1st
		SN-1st

1989

Rod Woodson, CB/PR	AP-1st	FW-1st
	PFW-1st	SN-1st

1987

Rod Woodson, CB/PR		NEA-1st
--------------------	--	---------

1985

Gary Anderson, K		FW-1st
Louis Lipps, WR/PR	AP-2nd	FW-1st NEA-1st
Mike Merriweather, LB		NEA-2nd

1984

Gary Dunn, NT		NEA-2nd
Louis Lipps, PR/WR	AP-2nd	FW-1st PFW-1st
Mike Merriweather, LB	NEA-2nd	PFW-1st
John Stallworth, WR		NEA-2nd
Mike Webster, C		AP-2nd

1983

Gary Anderson, K		AP-1st
Jack Lambert, LB	AP-1st NEA-1st	FW-1st PFW-1st
Mike Webster, C	AP-1st	SN-1st SN-1st

Steelers All-Pro

1981		
Mel Blount, CB	AP-1st	FW-1st
Jack Lambert, LB	AP-1st	FW-1st
	NEA-1st	PFW-1st
	SN-1st	
Donnie Shell, SS	AP-2nd	
Mike Webster, C	AP-1st	FW-1st
	NEA-1st	PFW-1st

1980		
Jack Ham, LB	NEA-2nd	
Jack Lambert, LB	AP-1st	FW-1st
	NEA-1st	PFW-1st
Donnie Shell, S	AP-1st	FW-1st
	NEA-1st	SN-1st
Mike Webster, C	AP-1st	FW-1st
	NEA-1st	PFW-1st
	SN-1st	

1979		
Mel Blount, CB	AP-2nd	NEA-2nd
Terry Bradshaw, QB	NEA-2nd	
Joe Greene, DT	FW-1st	NEA-2nd
Jack Ham, LB	AP-1st	FW-1st
	NEA-1st	PFW-1st
Franco Harris, FB	NEA-2nd	
Jon Kolb, OT	NEA-1st	
Jack Lambert, LB	AP-1st	NEA-1st
	PFW-1st	
Gerry Mullins, G	NEA-2nd	
Donnie Shell, SS	AP-1st	NEA-1st
	PFW-1st	
John Stallworth, WR	AP-1st	FW-1st
	NEA-1st	PFW-1st
Mike Webster, C	AP-1st	FW-1st
	NEA-1st	PFW-1st

1978		
Mel Blount, CB	AP-2nd	
Terry Bradshaw, QB	AP-1st	FW-1st
	NEA-2nd	PFW-1st
Jack Ham, LB	AP-1st	FW-1st
	NEA-1st	PFW-1st
Franco Harris, FB	NEA-2nd	
Jack Lambert, LB	NEA-2nd	
Donnie Shell, SS	NEA-2nd	
Lynn Swann, WR	AP-1st	FW-1st
	NEA-1st	PFW-1st
Mike Webster, C	AP-1st	FW-1st
	NEA-1st	PFW-1st

1977		
Mel Blount, CB	NEA-1st	
Joe Greene, DT	AP-1st	
Jack Ham, LB	AP-1st	FW-1st
	NEA-1st	PFW-1st
Franco Harris, FB	AP-1st	FW-1st
	NEA-1st	PFW-1st
Lynn Swann, WR	AP-2nd	PFW-1st

1976		
Mel Blount, CB	NEA-2nd	PFW-1st
Glen Edwards, FS	AP-2nd	NEA-2nd
Joe Greene, DT	AP-2nd	
Jack Ham, LB	AP-1st	FW-1st
	NEA-1st	PFW-1st
Franco Harris, FB	FW-2nd	NEA-2nd
Jack Lambert, LB	AP-1st	FW-1st
	NEA-1st	PFW-1st
Mike Wagner, SS	AP-2nd	

1975		
Mel Blount, CB	AP-1st	FW-1st
	NEA-1st	PFW-1st
Joe Greene, DT	AP-2nd	FW-2nd
	NEA-2nd	
L.C. Greenwood, DE	AP-1st	FW-1st
	NEA-1st	PFW-1st
Jack Ham, LB	AP-1st	FW-1st
	NEA-1st	PFW-1st
Franco Harris, FB	AP-2nd	FW-2nd
	NEA-2nd	
Jack Lambert, MLB	AP-2nd	FW-1st
	PFW-1st	
Andy Russell, LB	FW-1st	
Lynn Swann, WR	AP-2nd	FW-1st
	NEA-2nd	
Dwight White, DE	FW-2nd	

1974		
Roy Gerela, K	AP-2nd	FW-2nd
	NEA-2nd	
Joe Greene, DT	AP-1st	FW-1st
	NEA-1st	PFW-1st
L.C. Greenwood, DE	AP-1st	FW-1st
	NEA-2nd	PFW-1st
Jack Ham, LB	AP-1st	FW-1st
	NEA-1st	PFW-1st
Ernie Holmes, DT	NEA-2nd	

1973		
Roy Gerela, K	FW-2nd	NEA-2nd
Joe Greene, DT	AP-1st	FW-1st
	NEA-1st	PFW-1st
Jack Ham, LB	FW-2nd	NEA-2nd
Andy Russell, SS	PFW-1st	

1972		
Roy Gerela, K	AP-2nd	FW-2nd
	NEA-2nd	
Joe Greene, DT	AP-1st	FW-1st
	NEA-1st	PFW-1st
Jack Ham, LB	FW-2nd	
Franco Harris, RB	AP-2nd	NEA-2nd
Andy Russell, LB	AP-2nd	FW-2nd
	NEA-2nd	
Bruce Van Dyke, RG	FW-2nd	

1971		
Joe Greene, DT	FW-2nd	NEA-2nd

1970		
Andy Russell, LB	NEA-2nd	

1969		
Roy Jefferson, SE	AP-1st	NEA-1st
	NYDN-1st	UPI-1st

1968		
Roy Jefferson, SE	AP-2nd	NEA-2nd
	UPI-2nd	
Andy Russell, LB	UPI-2nd	

1966		
Clendon Thomas, LS	NYDN-2nd	

1964		
John Baker, DE	NYDN-2nd	
Charlie Bradshaw, OT	NEA-2nd	NYDN-2nd
	UPI-2nd	

1963		
Myron Pottios, LB	AP-2nd	NEA-1st
Clendon Thomas, LS	AP-2nd	NYDN-2nd
Charlie Bradshaw, OT	AP-2nd	NYDN-2nd
	UPI-2nd	
Buddy Dial, SE	UPI-2nd	

1962		
John Henry Johnson, FB	AP-2nd	NEA-2nd
	UPI-2nd	
Lou Michaels, T	UPI-2nd	
Buzz Nutter, C	NEA-2nd	
Mike Sandusky, LG	UPI-2nd	
Clendon Thomas, LS	UPI-2nd	

1961		
Buddy Dial, SE	NYDN-2nd	
Gene Lipscomb, DT	NEA-1st	
John Nisby, RG	NEA-2nd	
John Reger, LB	NEA-2nd	NYDN-2nd
Johnny Sample, KR/LCB/PR	NEA-2nd	NYDN-1st
	UPI-1st	

1960		
John Reger, RLB	NEA-2nd	UPI-2nd
Ernie Stautner, DT	NEA-2nd	
Tom Tracy, HB	AP-2nd	NEA-2nd
	NYDN-2nd	

1959		
Jack Butler, DH	AP-1st	NYDN-1st
	UPI-1st	
Dean Derby, DH	AP-2nd	NYDN-1st
	UPI-1st	
Bobby Layne, QB	AP-2nd	
Jimmy Orr, RE	AP-2nd	
John Reger, LB	AP-2nd	NYDN-2nd
Ernie Stautner, DE	NEA-1st	NYDN-2nd
	UPI-2nd	
George Tarasovic, DE	UPI-2nd	
Frank Varrichione, RT	NYDN-2nd	

1958		
Jack Butler, RS	AP-1st	NEA-1st
	NYDN-1st	UPI-1st
Bobby Layne, QB	AP-2nd	NEA-2nd
	NYDN-2nd	UPI-2nd
Jimmy Orr, LE	AP-2nd	UPI-2nd
Ernie Stautner, DE	AP-1st	NEA-2nd
	UPI-1st	NYDN-2nd
Frank Varrichione, RT	NYDN-2nd	

1957		
Jack Butler, RS	AP-1st	NEA-1st
	UPI-1st	NYDN-1st
Ernie Stautner, DE	AP-2nd,	NYDN-2nd

Steelers All-Pro

1956

Jack Butler, RS	AP-2nd	NEA-2nd
Dale Dodrill, MG	NEA-2nd	UPI-2nd
Ernie Stautner, DT	AP-2nd	NEA-1st
	UPI-1st	

1955

Dale Dodrill, MG	AP-2nd	NEA-1st
	NYDN-1st	SN-1st,
	UPI-1st	
Ernie Stautner, RG	NYDN-2nd	SN-1st

1954

Dale Dodrill, MG	AP-1st	NYDN-2nd
	UPI-2nd	
Ernie Stautner, RG	AP-2nd	NYDN-2nd
	UPI-2nd	
Bill Walsh, C	AP-1st	NYDN-2nd
	UPI-1st	

1953

Dale Dodrill, MG	UPI-1st	
Bill McPeak, DE	UPI-2nd	
Ernie Stautner, DT	NYDN-2nd	UPI-2nd

1952

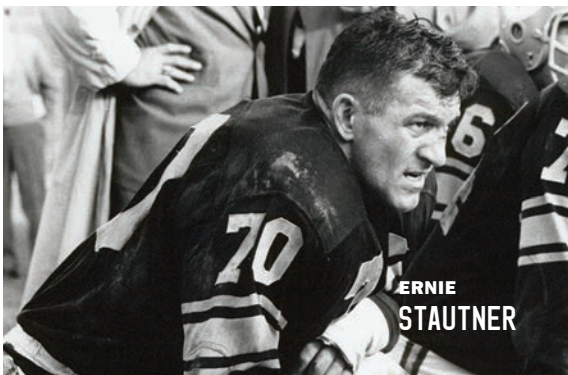
Dale Dodrill, MG	AP-2nd	
Ray Mathews, LH	NYDN-2nd	UPI-2nd
Jerry Shipkey, LB	AP-1st	NYDN-1st
	UPI-2nd	
Ernie Stautner, DT	AP-2nd	UPI-2nd
Bill Walsh, C	UPI-1st	

1951

Joe Geri, TB	NYDN-2nd	UPI 2nd
Jerry Shipkey, LB	AP-1st	NYDN-2nd

1949

Darrell Hogan, LB	INS-1st All-NFL/AAFC
Bill Walsh, C	NYDN-2nd



1947

Chuck Cherundolo, C	UPI-2nd	
Johnny Clement, TB	AP-2nd	PFI-2nd
	UPI-2nd	
Val Jansante, LE	NYDN-1st	UPI-2nd
Charley Mehelich, DE	CHA-1st	
Red Moore, LG	UPI-1st	

1946

Bill Dudley, TB	CHA-1st All-NFL/AAFC
	AP-2nd
	PFI-1st
	NYDN-1st
	UPI-1st

1942

Chuck Cherundolo, C	AP-2nd	INS-2nd
	NFL-2nd	
	NYDN-2nd	
Bill Dudley, TB	AP-1st	INS-1st
	NFL-1st	
	NYDN-1st	
Milt Simington, RG	NYDN-1st	INS-2nd

1941

Art Jones, WB	AP-2nd
---------------	--------

1939

Byron Gentry, LG	INS-1st
------------------	---------

1938

Mike Basrak, C	INS-2nd	
Byron Gentry, LG	UPI-1st	
Whizzer White, TB	CEM-1st	FW-1st
	INS-1st	NFL-2nd
	NYDN-2nd	UPI-1st

1937

Mike Basrak, C	UPI-1st	INS-2nd
Johnny Gildea, TB	INS-2nd	
Bull Karcis, FB	NYDN-2nd	

1936

Armand Niccolai, RT	UPI-2nd
George Rado, LG	CEM-1st
	CDN-2nd

1935

Armand Niccolai, RT	UPI-2nd
	GBPG-3rd

1934

Cap Oehler, C	CDN-2nd
---------------	---------

NFL All-Pro Team History

AP, Associated Press	1940-present
CEM, Collyer's Eye Magazine	1923-26
Collyer's Eye and The Baseball World Magazine;	1929-41
FW, Pro Football Writers of America	1938-40, 1966-present
(in conjunction with Pro Football Weekly from 1992-2012)	
GBPG, Green Bay Press-Gazette	1923-31, 1933-35
CHA, Chicago Herald-American	1939-41, 1943, 1945-48
INS, International News Service	1937-40, 1942-45, 1949
NEA, Newspaper Enterprise Association	1954-92
NFL, Official NFL Recognition	1931-42
PFW, Pro Football Weekly	1968-84, 1986-91
(FW selections, 1992-2012)	
SN, The Sporting News	1948, 1954-81, 1983-present
UPI, United Press International	1958-96

DARRELL
HOGAN

Steelers First Team All-Pro (By Selections)



6

Jack Lambert, LB	1976	1979
	1980	1981
	1982	1983
Jack Ham, LB	1974	1975
	1976	1977
	1978	1979
Derrontti Dawson, C-G	1993	1994
	1995	1996
	1997	1998
Alan Faneca, G-T	2001	2002
	2004	2005
	2006	2007

5

Mike Webster, C-G	1978	1979
	1980	1981
	1983	
Rod Woodson, DB	1989	1990
	1992	1993
		1994

4

Joe Greene, DT	1972	1973
	1974	1977
Troy Polamalu, DB	2005	2008
	2010	2011
Antonio Brown, WR	2014	2015
	2016	2017
T.J. Watt, OLB	2019	2020
	2022	2023

3

Donnie Shell, DB	1979	1980
		1982
Greg Lloyd, LB	1993	1994
		1995
Jack Butler, DB	1957	1958
		1959
Cameron Heyward, DE	2017	2019
		2022
Minkah Fitzpatrick, FS	2019	2020
		2023

2

Maurkice Pouncey, C	2011	2014
L.C. Greenwood, DE	1974	1975
Mel Blount, DB	1975	1981
James Harrison, ROLB	2008	2010
David DeCastro, G	2015	2017
Jerry Shipkey, LB-FB-DB	1951	1952
Le'Veon Bell, RB	2014	2017

1

Franco Harris, RB	1977
Ernie Stautner, DT-DE-G	1958
Carnell Lake, DB	1997
Jerome Bettis, RB	1996
Dale Dodrill, MG-LB	1954
John Stallworth, WR	1979
Jason Gildon, LB	2001
Lynn Swann, WR	1978
Terry Bradshaw, QB	1978
Joey Porter, LB	2002
Roy Jefferson, WR-SE	1969
Byron Gentry, G	1938
Bill Walsh, C	1954
James Farrior, LB	2004
Barry Foster, RB	1992
Kevin Greene, LB-DE	1994
Levon Kirkland, LB	1997
Joe Geri, TB-HB	1950
Jeff Hartings, C-G	2004
Bill Dudley, HB-TB-QB	1942
Chad Brown, LB	1996
Whizzer White, TB-HB	1938
Mike Basrak, C	1937
Miles Killebrew, ST	2023

Steelers Honors & Awards (2000-Present)

2000

RB Jerome Bettis
Steelers MVP, Pro Football Writers' "The Chief Award"
K Kris Brown
AFC Special Teams Player of the Week (Week 8)
LB Jason Gildon
AFC Defensive Player of the Week (Week 13), Selected to the Pro Bowl
LB Joey Porter
AFC Defensive Player of the Month (October)
C Dermontti Dawson
Ed Block Courage Award
FB Dan Kreider
Joe Greene Great Performance Award
CB Hank Poteat
Pro Football Weekly All-Rookie Team (Punt-Returner)

2001

HEAD COACH Bill Cowher
The Football News AFC Coach of the Year
ASSISTANT COACH Mike Mularkey
PFW/PFWA Assistant Coach of the Year
RB Jerome Bettis
Walter Payton NFL Man of the Year, AFC Offensive Player of the Month (October), Miller Lite Steelers Man of the Year, Selected to the Pro Bowl
OG Alan Faneca
Associated Press All-Pro First Team, Selected to the Pro Bowl
QB Kordell Stewart
Steelers MVP, PFW/PFWA Most Improved Player of the Year, AFC Offensive Player of the Week (Week 14), Miller Lite NFL Player of the Week (Week 14), AFC Offensive Player of the Month (December), Selected to the Pro Bowl
LB Joey Porter
AFC Defensive Player of the Week (Week 6)
LB Kendrell Bell
NFL Defensive Rookie of the Year, NFL Defensive Rookie of the Month (October), NFL Defensive Rookie of the Month (November), Associated Press All-Pro Second Team, <i>Sporting News</i> Defensive Rookie of the Year, <i>The Football News</i> Defensive Rookie of the Year, PFW/PFWA Defensive Rookie of the Year, <i>Football Digest</i> Defensive Rookie of the Year, <i>Sports Illustrated</i> Rookie of the Year, PFW/PFWA All-Rookie Team, Joe Greene Great Performance Award, Selected to the Pro Bowl
LB Jason Gildon
Associated Press All-Pro First Team, AFC Defensive Player of the Week (Week 9), Selected to the Pro Bowl
WR Troy Edwards
AFC Special Teams Player of the Week (Week 11)
SS Lee Flowers
Pro Football Writers' "The Chief Award"
C Jeff Hartings
Associated Press All-Pro Second Team
WR Hines Ward
Selected to the Pro Bowl

2002

OG Alan Faneca
Associated Press All-Pro First Team, Pro Football Weekly All-AFC, Pro Football Weekly All-NFL, USA Today Sports Weekly All-Pro, Selected to the Pro Bowl
LB Jason Gildon
AFC Defensive Player of the Month (December), Selected to the Pro Bowl
QB Tommy Maddox
Associated Press Comeback Player of the Year, PFW/PFWA Comeback Player of the Year, <i>Football Digest</i> Most Improved Player
LB Joey Porter
Associated Press All-Pro First Team, Steelers co-MVP, AFC Defensive Player of the Week (Week 2), Pro Football Weekly All-AFC, Pro Football Weekly All-NFL, Selected to the Pro Bowl
WR Antwaan Randle El
Pro Football Weekly All-Rookie Team (Punt Returner), AFC Special Teams Player of the Week (Week 8), AFC Special Teams Player of the Week (Wild Card Week)
PK Jeff Reed
AFC Special Teams Player of the Week (Week 13), AFC Special Teams Player of the Month (December)
OG Kendall Simmons
Joe Greene Great Performance Award, Pro Football Weekly All-Rookie Team
WR Hines Ward
Associated Press All-Pro Second Team, Steelers co-MVP, Pro Football Writers' "The Chief Award", Pro Football Weekly All-AFC, Selected to the Pro Bowl
CB Dewayne Washington
Steelers Walter Payton Man of the Year

2003

OG Alan Faneca
Associated Press All-Pro Second Team, Selected to the Pro Bowl
LB Jason Gildon
AFC Defensive Player of the Week (Week 10)
S Mike Logan
Pro Football Writers' "The Chief Award"
QB Tommy Maddox
AFC Offensive Player of the Week (Week 1)
S Troy Polamalu
Joe Greene Great Performance Award
WR Antwaan Randle El
AFC Special Teams Player of the Week (Week 8)
WR Hines Ward
Associated Press All-Pro Second Team, Steelers MVP, Selected to the Pro Bowl
CB Dewayne Washington
Steelers Walter Payton Man of the Year
NT Casey Hampton
Selected to the Pro Bowl

Steelers Honors & Awards (2000-Present)

2004

HEAD COACH Bill Cowher

The Sporting News Coach of the Year, *Football Digest* Coach of the Year

DEFENSIVE COORDINATOR Dick LeBeau

Pro Football Weekly Assistant Coach of the Year

RB Jerome Bettis

FedEx Ground Player of the Week (Week 9), AFC Offensive Player of the Week (Week 9), Levitra Play of the Week (10-yard TD pass to Jerame Tuman against the New York Jets in Week 14), *Pro Football Writers' "The Chief Award"*, Selected to the Pro Bowl

WR Plaxico Burress

Levitra Play of the Week (Four-yard touchdown reception against New England in Week 8)

OG Alan Faneca

Associated Press All-Pro First Team, *Pro Football Weekly* All-AFC, *Pro Football Weekly* All-NFL, Selected to the Pro Bowl

LB James Farrior

Associated Press All-Pro First Team, *Pro Football Weekly* All-NFL, *Pro Football Weekly* All-AFC, AFC Defensive Player of the Week (Week 6), Steelers MVP Selected to the Pro Bowl

P Chris Gardocki

AFC Special Teams Player of the Week (Week 11), AFC Special Teams Player of the Week (Week 14)

LB James Harrison

Levitra Play of the Week (18-yard fumble return for a touchdown against Buffalo in Week 17)

C Jeff Hartings

Associated Press All-Pro First Team, *Pro Football Weekly* All-NFL, Selected to the Pro Bowl

S Troy Polamalu

Associated Press All-Pro Second Team, *Pro Football Weekly* All-AFC, Levitra Play of the Week (26-yard INT return for a TD against Cincinnati in Week 4), AFC Defensive Player of the Week (Week 10), Selected to the Pro Bowl

LB Joey Porter

Associated Press All-Pro Second Team, *Pro Football Weekly* All-AFC, AFC Defensive Player of the Week (Week 8), Selected to the Pro Bowl

K Jeff Reed

AFC Special Teams Player of the Week (Week 17), AFC Special Teams Player of the Month (Dec./Jan.)

QB Ben Roethlisberger

Associated Press Offensive Rookie of the Year, *Sports Illustrated* Rookie of the Year, *The Sporting News* Rookie of the Year, PFW/PFWA Offensive Rookie of the Year, *Football Digest* Offensive Rookie of the Year, PFW/PFWA All-Rookie Team, Pepsi Rookie of the Year, Pepsi NFL Rookie of the Week (Weeks 3-6, 8, 9, 11, 13 & 16), AFC Offensive Player of the Week (Week 6), NFL Rookie of the Month (October), Joe Greene Great Performance Award

RB Duce Staley

Steelers Walter Payton Man of the Year

DE Kimo von Oelhoffen

Levitra Play of the Week (21-yard fumble recovery vs. Dallas in Week 6)

WR Hines Ward

Associated Press All-Pro Second Team, AFC Player of the Month (September), Selected to the Pro Bowl

DE Aaron Smith

Selected to the Pro Bowl

OT Marvel Smith

Selected to the Pro Bowl



2005

HEAD COACH Bill Cowher

Sunday ESPN NFL Primetime Game Ball (Week 7)

RB Jerome Bettis

FedEx Ground Player of the Week (Week 14), AFC Offensive Player of the Week (Week 14), Sunday ESPN NFL Primetime Game Ball (Week 14)

OG Alan Faneca

Associated Press All-Pro First Team, *Pro Football Weekly* All-NFL Team, *Pro Football Writers' "The Chief Award"*, Selected to the Pro Bowl

NT Casey Hampton

Co-Steelers MVP Selected to the Pro Bowl

S Chris Hope

USA Today All-Joe Team

FB Dan Kreider

USA Today All-Joe Team

TE Heath Miller

AFC Offensive Rookie of the Month (October), AFC Offensive Rookie of the Week (Week 8), Diet Pepsi NFL Rookie of the Week (Week 8), PFW/PFWA All-Rookie Team, Joe Greene Great Performance Award

RB Willie Parker

AFC Offensive Player of the Week (Week 1), FedEx Ground Player of the Week (Week 1)

S Troy Polamalu

Associated Press All-Pro Second Team, *Pro Football Weekly* All-NFL Team, Selected to the Pro Bowl

LB Joey Porter

Associated Press All-Pro Second Team, AFC Defensive Player of the Week (Week 16), Selected to the Pro Bowl

WR/PR Antwaan Randle El

Pro Football Weekly All-NFL Team (Punt Returner), *USA Today* All-Joe Team, Steelers Walter Payton Man of the Year

QB Ben Roethlisberger

Sunday ESPN NFL Primetime Game Ball (Wild Card Week), Sunday ESPN NFL Primetime Game Ball (Divisional Playoffs), Sunday ESPN NFL Primetime Game Ball (AFC Championship Week)

WR Hines Ward

Super Bowl XL MVP, Co-Steelers MVP AFC Offensive Player of the Week (Week 10)

C Jeff Hartings

Selected to the Pro Bowl

Steelers Honors & Awards (2000-Present)

2006

QB **Charlie Batch**

Steelers Walter Payton Man of the Year

OG **Alan Faneca**Associated Press All-Pro First Team, *Pro Football Weekly* All-NFL team, *Pro Football Weekly* All-AFC team, *USA Today Sports Weekly* All-Pro, Selected to the Pro BowlWR **Santonio Holmes**

Joe Greene Great Performance Award, Diet Pepsi NFL Rookie of the Week (Week 6), Diet Pepsi NFL Rookie of the Week (Week 11)

DE **Brett Keisel**

Co-recipient of the Pro Football Writers' "The Chief Award"

RB **Willie Parker**

Steelers MVP, AFC Offensive Player of the Week (Week 10), Selected to the Pro Bowl

S **Troy Polamalu**

AFC Defensive Player of the Week (Week 6), Selected to the Pro Bowl

CB **Deshaea Townsend**

Co-recipient of the Pro Football Writers' "The Chief Award"

NT **Casey Hampton**

Selected to the Pro Bowl

2007

HEAD COACH **Mike Tomlin**

Motorola Coach of the Week (Week 1), Motorola Coach of the Week (Week 3)

OG **Alan Faneca**

Associated Press All-Pro First Team, Pro Football Writers' "The Chief Award", PF/W/PFWA All-AFC, Selected to the Pro Bowl

LB **James Harrison**

Steelers MVP, GMC Defensive Player of the Week (Week 9), AFC Defensive Player of the Month (November), Associated Press All-Pro Second Team, PF/W/PFWA All-AFC, Selected to the Pro Bowl

RB **Willie Parker**

FedEx Ground Player of the Week (Week 8), PF/W/PFWA All-AFC, Selected to the Pro Bowl

S **Troy Polamalu**

Associated Press All-Pro Second Team, Selected to the Pro Bowl

QB **Ben Roethlisberger**

FedEx Air Player of the Week (Week 9), FedEx Air Player of the Week (Week 16), AFC Offensive Player of the Week (Week 10), AFC Offensive Player of the Week (Week 16), Selected to the Pro Bowl

P **Daniel Sepulveda**

Joe Greene Great Performance Award, PF/W/PFWA All-Rookie Team

CB **Ike Taylor**

AFC Defensive Player of the Week (Week 5), GMC Defensive Player of the Week (Week 5)

WR **Hines Ward**

Steelers Walter Payton Man of the Year

NT **Casey Hampton**

Selected to the Pro Bowl

2008

HEAD COACH **Mike Tomlin**

Motorola Coach of the Week (Week 5), Motorola Coach of the Week (Week 9), Motorola Coach of the Week (Week 13), Motorola Coach of the Year

DEFENSIVE COORDINATOR **Dick LeBeau***Pro Football Weekly* Assistant Coach of the Year, *USA Today* All-Joe Team Defensive CoordinatorASSISTANT COACH **Keith Butler***Pro Football Weekly* Linebackers Coach of the YearLB **Patrick Bailey**

Joe Greene Great Performance Award

S **Tyrone Carter**

AFC Defensive Player of the Week (Week 17), GMC Sierra Defensive Player of the Week (Week 17)

S **Ryan Clark**Ed Block Courage Award, Pro Football Writers' "The Chief Award", *USA Today* All-Joe TeamLB **James Farrior**

Associated Press All-Pro Second Team, Selected to the Pro Bowl

LB **Larry Foote***USA Today* All-Joe TeamLB **James Harrison**Steelers MVP Associated Press Defensive Player of the Year, Associated Press All-Pro First Team, PF/W/PFWA Defensive Player of the Year, PF/W/PFWA All-NFL, PF/W/PFWA All-AFC, *The Sporting News* All-Pro, *Sports Illustrated* All-Pro, NFL Alumni Linebacker of the Year, GMC Sierra Defensive Player of the Year, AFC Defensive Player of the Week (Week 11), GMC Sierra Defensive Player of the Week (Week 11), GMC Sierra Defensive Player of the Week (Week 13), Selected to the Pro BowlC **Justin Hartwig***USA Today* All-Joe TeamWR **Santonio Holmes**

Super Bowl XLIII MVP

TE **Heath Miller***USA Today* All-Joe TeamRB **Willie Parker**

AFC Offensive Player of the Week (Week 1)

S **Troy Polamalu**Associated Press All-Pro First Team, AFC Defensive Player of the Week (Week 2), GMC Sierra Defensive Player of the Week (Week 2), *Pro Football Weekly* Midseason All-Pro Team, PF/W/PFWA All-NFL, PF/W/PFWA All-AFC, *The Sporting News* All-Pro, *Sports Illustrated* All-Pro, Selected to the Pro BowlK **Jeff Reed**

AFC Special Teams Player of the Week (Week 4)

QB **Ben Roethlisberger**

AFC Offensive Player of the Week (Week 5), FedEx Air Player of the Week (Week 5)

DE **Aaron Smith**AFC Defensive Player of the Week (Week 15), *USA Today* All-Joe TeamCB **Deshaea Townsend**

GMC Sierra Defensive Player of the Week (Week 14)

WR **Hines Ward**

Steelers Walter Payton Man of the Year

LB **LaMarr Woodley**

GMC Sierra Defensive Player of the Week (Week 1), GMC Sierra Defensive Player of the Week (Week 7)

Steelers Honors & Awards (2000-Present)

2009

S Tyrone Carter
AFC Defensive Player of the Week (Week 9)

LB James Farrior
Pro Football Writers' "The Chief Award"

LB James Harrison
AFC Defensive Player of the Week (Week 5), AFC Defensive Player of the Month (October), *Pro Football Weekly's* Mid-Season All-Pro Team, Selected to the Pro Bowl

RB Rashard Mendenhall
AFC Offensive Player of the Week (Week 4)

K Jeff Reed
AFC Special Teams Player of the Week (Week 1)

QB Ben Roethlisberger
Steelers MVP, AFC Offensive Player of the Week (Week 15)

WR Mike Wallace
Joe Greene Great Performance Award, Pepsi NFL Rookie of the Week (Week 9), Pepsi NFL Rookie of the Week (Week 15)

OT Max Starks
Steelers Walter Payton Man of the Year

WR Hines Ward
Ed Block Courage Award

LB LaMarr Woodley
AFC Defensive Player of the Week (Week 16), Selected to the Pro Bowl

NT Casey Hampton
Selected to the Pro Bowl

TE Heath Miller
Selected to the Pro Bowl

2010

S Troy Polamalu
Steelers MVP, *Pro Football Weekly's* Midseason All-Pro Team, AFC Defensive Player of the Week (Week 13), AFC Defensive Player of the Week (Week 14), Steelers MVP and Walter Payton Man of the Year, *Sporting News' All-Pro* Defense, NFL 101 AFC Defensive Player of the Year, Associated Press All-Pro First Team, AP NFL Defensive Player of the Year, *Sports Illustrated All-Pro*, Selected to the Pro Bowl

LB James Harrison
AFC Defensive Player of the Week (Week 2), *Pro Football Weekly's* Midseason All-Pro Team, *Sporting News' All-Pro* Defense, Associated Press All-Pro First Team, PF/W/PFWA All-NFL Team, Selected to the Pro Bowl

C Maurice Pouncey
Pro Football Weekly's Midseason All-Pro Team, Joe Greene Great Performance Award, *Sporting News' All-Rookie* Team, PF/W/PFWA All-Rookie, Selected to the Pro Bowl

QB Ben Roethlisberger
Pro Football Writers' "The Chief Award", AFC Offensive Player of the Week (Week 17)

LB Lawrence Timmons
AFC Defensive Player of the Week (Week 6), *Pro Football Weekly's* Midseason All-Pro Team, *Sports Illustrated All-Pro*

WR Emmanuel Sanders
AFC Special Teams Player of the Week (Week 7)

DE Brett Keisel
Selected to the Pro Bowl

2011

WR Antonio Brown
AFC Special Teams Player of the Week (Week 12), Steelers MVP, Selected to the Pro Bowl

LB James Farrior
Pro Football Writers' "The Chief Award"

OT Marcus Gilbert
Joe Greene Great Performance Award

DE Brett Keisel
Steelers Walter Payton Man of the Year

RB Rashard Mendenhall
AFC Offensive Player of the Week (Week 6)

TE Heath Miller
USA Football's All-Fundamentals Team

S Troy Polamalu
Pro Football Weekly's Midseason All-Pro Team, AFC Defensive Player of the Week (Week 17), Associated Press All-Pro First Team, *Pro Football Weekly/Professional Football Writers of America's All-NFL* Team, Selected to the Pro Bowl

C Maurice Pouncey
Associated Press All-Pro First Team, *Pro Football Weekly/Professional Football Writers of America's All-NFL* Team, Selected to the Pro Bowl

QB Ben Roethlisberger
AFC Offensive Player of the Week (Week 5), AFC Offensive Player of the Week (Week 8), FedEx Air & Ground Player of the Week (Week 8), Selected to the Pro Bowl

LB LaMarr Woodley
AFC Defensive Player of the Month (October), *Pro Football Weekly's* Midseason All-Pro Team

S Ryan Clark
Selected to the Pro Bowl

LB James Harrison
Selected to the Pro Bowl

WR Mike Wallace
Selected to the Pro Bowl

2012

G Willie Colon
Ed Block Courage Award

K Shaun Suisham
AFC Special Teams Player of the Week (Week 5), AFC Special Teams Player of the Week (Week 13)

S Ryan Clark
Steelers Walter Payton Man of the Year

TE Heath Miller
Steelers MVP, Selected to the Pro Bowl

CB Ike Taylor
AFC Defensive Player of the Week (Week 9 at Giants)

C Maurice Pouncey
2012 USA Football's All-Fundamentals Team, Associated Press All-Pro Second Team, *Sporting News All-Pro*, Selected to the Pro Bowl

NT Casey Hampton
Pro Football Writers' "The Chief Award"

OT Mike Adams
Joe Greene Great Performance Award

LS Greg Warren
2012 USA Football's All-Fundamentals Team

LB Lawrence Timmons
Sports Illustrated All-Pro

QB Charlie Batch
Byron "Whizzer" White Award (NFLPA)

Steelers Honors & Awards (2000-Present)

2013

QB Ben Roethlisberger

AFC Offensive Player of the Week (Week 11), FedEx Air Player of the Week (Week 11), AFC Offensive Player of the Month (November), Steelers Walter Payton Man of the Year

K Shaun Suisham

AFC Special Teams Player of the Week (Week 7)

TE Heath Miller

Ed Block Courage Award

S Troy Polamalu

AFC Defensive Player of the Week (Week 12), Selected to the Pro Bowl

RB Le'Veon Bell

Joe Greene Great Performance Award, Pepsi Next NFL Rookie of the Week (Week 16)

CB Ike Taylor

Pro Football Writers' "The Chief Award"

WR Antonio Brown

Steelers MVP 2014, Associated Press All-Pro Second Team, PFWA All-AFC Team, Selected to the Pro Bowl

WR Jerricho Cotchery

USA Today All-Joe Team

2014

QB Ben Roethlisberger

AFC Offensive Player of the Week (Week 8), AFC Offensive Player of the Week (Week 9), FedEx Air Player of the Week (Week 9), Selected to the Pro Bowl, Selected to the Pro Bowl

RB Le'Veon Bell

FedEx Ground Player of the Week (Week 3), FedEx Ground Player of the Week (Week 11), AFC Offensive Player of the Week (Week 14), Steelers MVP Associated Press All-Pro First Team, PFWA All-NFL Team, PFWA All-AFC Team, PFWA Most Improved Player of the Year, NFL 101 AFC Co-Offensive Player of the Year, FedEx Ground Player of the Year, NFL.com Fantasy Player of the Year, ESPN.com AFC North Most Valuable Player, Selected to the Pro Bowl

WR Antonio Brown

Special Teams Player of the Week (Week 17), Offensive Player of the Month (December), Associated Press All-Pro First Team, PFWA All-NFL Team, PFWA All-AFC Team, NFL 101 AFC Co-Offensive Player of the Year, ESPN.com AFC North Offensive Player of the Year, Dapper Dan Sportsman of the Year, Selected to the Pro Bowl

C Maurkice Pouncey

Associated Press All-Pro First Team, Selected to the Pro Bowl

DT Cameron Heyward

Pro Football Writers' "The Chief Award"

WR Martavis Bryant

Joe Greene Great Performance Award

CB William Gay

Steelers Walter Payton Man of the Year

LB Sean Spence

Ed Block Courage Award

LB Lawrence Timmons

Associated Press All-Pro Second Team, Selected to the Pro Bowl

2015

QB Ben Roethlisberger

AFC Offensive Player of the Week (Week 2), AFC Offensive Player of the Week (Week 10), FedEx Air Player of the Week (Week 10), FedEx Air Player of the Week (Week 13), FedEx Air Player of the Week (Week 15), Selected to the Pro Bowl

WR Antonio Brown

Castrol Edge Clutch Performer of the Week (Week 9), AFC Special Teams Player of the Week (Week 13), AFC Offensive Player of the Month (November), AFC Offensive Player of the Week (Week 15), Castrol Edge Clutch Performer of the Week (Week 15), AFC Offensive Player of the Month (December/January), Associated Press All-Pro First Team, *Sporting News* All-Pro, All-NFL Team and All-AFC Team, NFL.com Fantasy Player of the Year, Courtyard's Greatness on the Road Award, Selected to the Pro Bowl

G David DeCastro

Associated Press All-Pro First Team, All-AFC Team, Selected to the Pro Bowl

RB DeAngelo Williams

FedEx Ground Player of the Week (Week 9), FedEx Ground Player of the Week (Week 13)

DT Cameron Heyward

Steelers Walter Payton Man of the Year

G Ramon Foster

Pro Football Writers' "The Chief Award"

CB William Gay

Ed Block Courage Award

K Chris Boswell

AFC Special Teams Player of the Week (Week 6), AFC Special Teams Player of the Month (December/January)

LB Bud Dupree

Joe Greene Great Performance Award, Gil Brandt's NFL All-Rookie Team

2016

RB Le'Veon Bell

Associated Press All-Pro Second-Team, PFWA All-AFC Team, Steelers' MVP AFC Offensive Player of the Month (December/January), AFC Offensive Player of the Week (Week 14), FedEx Ground Player of the Week (Week 14), Courtyard's Greatness on the Road™ Award, Selected to the Pro Bowl

WR Antonio Brown

Associated Press All-Pro First-Team, PFWA All-NFL Team, PFWA All-AFC Team, *Sporting News* All-Pro, Castrol Edge Clutch Performer of the Week (Week 16), Selected to the Pro Bowl

G David DeCastro

Associated Press All-Pro Second-Team, Selected to the Pro Bowl

RB DeAngelo Williams

AFC Offensive Player of the Week (Week 1), FedEx Ground Player of the Week (Week 1)

QB Ben Roethlisberger

AFC Offensive Player of the Week (Week 4), FedEx Air Player of the Week (Week 5), Selected to the Pro Bowl

DE Stephon Tuitt

AFC Defensive Player of the Week (Week 11)

LB Ryan Shazier

Selected as a Pro Bowl Alternate

C Maurkice Pouncey

Ed Block Courage Award, Selected to the Pro Bowl

LB Arthur Moats

Pro Football Writers' "The Chief Award"

S Sean Davis

Joe Greene Great Performance Award, Gil Brandt's NFL All-Rookie Team

Steelers Honors & Awards (2000-Present)

2017

- QB Ben Roethlisberger**
AFC Offensive Player of the Week (Week 14), FedEx Air Player of the Week (Week 14), Selected to the Pro Bowl
- RB Le'Veon Bell**
FedEx Ground Player of the Week (Week 4), AFC Offensive Player of the Week (Week 6), AFC Offensive Player of the Month (December), Associated Press All-Pro First-Team (Flex), Associated Press All-Pro Second-Team (RB), PFWA All-NFL and All-AFC Team, Selected to the Pro Bowl
- WR Antonio Brown**
AFC Offensive Player of the Week (Week 11), Catrol Edge Clutch Performer of the Week (Week 12), Steelers MVP Associated Press All-Pro First-Team, PFWA All-NFL and All-AFC Team, Selected to the Pro Bowl
- G David DeCastro**
Pro Football Writers "The Chief Award", Associated Press All-Pro First-Team, PFWA All-NFL and All-AFC Team, Selected to the Pro Bowl
- C Maurkice Pouncey**
PFWA All-AFC Team, Selected to the Pro Bowl
- T Alejandro Villanueva**
PFWA All-AFC Team, Selected to the Pro Bowl
- FB Roosevelt Nix**
Selected as a Pro Bowl Alternate
- WR JuJu Smith-Schuster**
Joe Green Great Performance Award, AFC Offensive Player of the Week (Week 8), AFC Special Teams Player of the Week (Week 17), PFWA All-Rookie Team
- DT Cameron Heyward**
AFC Defensive Player of the Week (Week 4), AFC Defensive Player of the Week (Week 12), Associated Press All-Pro First-Team, Selected as a Pro Bowl Alternate
- LB Ryan Shazier**
PFWA All-AFC Team, Selected to the Pro Bowl
- CB Artie Burns**
Ed Block Courage Award
- CB Mike Hilton**
AFC Defensive Player of the Week (Week 16)
- LB T.J. Watt**
PFWA All-Rookie Team
- K Chris Boswell**
AFC Special Teams Player of the Week (Week 13), Selected to the Pro Bowl

2018

- WR Antonio Brown**
Pro Bowl Selection
- RB James Conner**
Pro Bowl Selection, FedEx Ground NFL Player of the Week (Week 1), AFC Offensive Player of the Week (Week 8), AFC Offensive Player of the Month (October), FedEx Ground NFL Player of the Week (Week 8)
- G David DeCastro**
Pro Bowl Selection
- S Terrell Edmunds**
Joe Greene Great Performance Award
- CB Joe Haden**
Pro Football Writers' "The Chief Award", AFC Defensive Player of the Week (Week 15)
- DT Cameron Heyward**
Pro Bowl Selection
- C Maurkice Pouncey**
Pro Bowl Selection, Associated Press All-Pro Second Team, PFWA All-AFC Team
- QB Ben Roethlisberger**
AFC Offensive Player of the Week (Week 3), AFC Offensive Player of the Week (Week 10)
- RB Jaylen Samuels**
Pepsi Rookie of the Week (Week 15)
- LB Ryan Shazier**
Ed Block Courage Award
- WR JuJu Smith-Schuster**
Steelers' MVP, Selected as a Pro Bowl alternate
- OT Alejandro Villanueva**
Pro Bowl Selection
- LB T.J. Watt**
AFC Defensive Player of the Week (Week 1), AFC Defensive Player of the Week (Week 5), Selected as a Pro Bowl alternate

2019

- LB Devin Bush**
AFC Defensive Player of the Week (Week 6), PFWA All-Rookie Team, Joe Greene Great Performance Award
- RB James Conner**
Ed Block Courage Award, Art Rooney Sportmanship Award Nominee, AFC Offensive Player of the Week (Week 8)
- G David DeCastro**
Salute to Service Award Nominee, Selected to the Pro Bowl
- LB Bud Dupree**
AFC Defensive Player of the Week (Week 9)
- S Minkah Fitzpatrick**
Selected to the Pro-Bowl, Associated Press First Team All-Pro, Sporting News All-Pro, PFWA All-NFL Team, PFWA All-AFC Team
- CB Joe Haden**
Selected as a Pro Bowl Alternate
- DT Cameron Heyward**
Dapper Dan Sportsman of the Year, PFWA "The Chief Award", Selected to the Pro-Bowl, Associated Press First Team All-Pro, Sporting News All-Pro, PFWA All-NFL Team, PFWA All-AFC Team
- WR Dontae Johnson**
AFC Special Teams Player of the Week (Week 14), Associated Press Second Team All-Pro, PFWA All-AFC Team
- C Maurkice Pouncey**
Selected to the Pro-Bowl, Walter Payton Man of the Year Nominee
- LB T.J. Watt**
Steelers' MVP Selected to the Pro-Bowl, AFC Defensive Player of the Month (November), Associated Press First Team All-Pro, Sporting News All-Pro, PFWA All-NFL Team, PFWA All-AFC Team



Steelers Honors & Awards (2000-Present)

2020

WR Chase Claypool

Joe Greene Great Performance Award, AFC Offensive Player of the Week (Week 5), PFWA All-Rookie Team

G David DeCastro

Selected to the Pro-Bowl

S Minkah Fitzpatrick

Selected to the Pro-Bowl, Associated Press First Team All-Pro, Sporting News All-Pro, PFWA All-NFL Team, PFWA All-AFC Team

DT Cam Heyward

Art Rooney Sportmanship Award Nominee, Selected to the Pro-Bowl, Associated Press Second Team All-Pro, Sporting News All-Pro, PFWA All-NFL Team, PFWA All-AFC Team

TE Vance McDonald

Selected to the Pro-Bowl, Walter Payton Man of the Year Nominee

C Maurkice Pouncey

Selected to the Pro-Bowl

QB Ben Roethlisberger

PFWA "The Chief Award"

DE Stephen Tuitt

Ed Block Courage Award

LB T.J. Watt

Steelers' MVP, Selected to the Pro-Bowl, AFC Defensive Player of the Week (Week 2), AFC Defensive Player of the Month (September), AFC Defensive Player of the Month (November), Deacon Jones Award, 101 Awards AFC Defensive Player of the Year, Associated Press First Team All-Pro, Sporting News All-Pro, PFWA All-NFL Team, PFWA All-AFC Team

2021

LB Devin Bush

Ed Block Courage Award

RB Najee Harris

Joe Greene Great Performance Award, Selected to the Pro-Bowl, PFWA All-Rookie Team, NFL Rookie of the Month (November)

P Pressley Harvin III

PFWA All-Rookie Team

DT Cam Heyward

Walter Payton Man of the Year Nominee, PFWA "The Chief Award", Selected to the Pro-Bowl, Associated Press First Team All-Pro, PFF All-Pro, PFWA All-NFL Team, PFWA All-AFC Team

WR Diontae Johnson

Selected to the Pro-Bowl

QB Ben Roethlisberger

Art Rooney Sportmanship Award Nominee

LB T.J. Watt

Associated Press Defensive Player of the Year presented by Castrol EDGE, PFWA Defensive Player of the Year, Sporting News Defensive Player of the Year, Steelers' MVP, Selected to the Pro-Bowl, AFC Defensive Player of the Week (Week 6), AFC Defensive Player of the Week (Week 13), AFC Defensive Player of the Week (Week 17), Deacon Jones Award, 101 Awards AFC Defensive Player of the Year, Associated Press First Team All-Pro, PFWA All-NFL Team, PFWA All-AFC Team, Sporting News First Team All-Pro

2022

DL Tyson Alualu

Ed Block Courage Award

C Mason Cole

PFWA "The Chief Award"

S Minkah Fitzpatrick

Selected to the Pro-Bowl, Associated Press First Team All-Pro, PFWA All-NFL Team, Sporting News First Team All-Pro, PFWA All-AFC Team, AFC Defensive Player of the Week (Week 1), Steelers' MVP, PFF All-Pro

DT Cam Heyward

Walter Payton Man of the Year Nominee, AFC Defensive Player of the Week (Week 13), Selected to the Pro-Bowl

LB Alex Highsmith

PFWA All-AFC Team, Art Rooney Sportmanship Award Nominee

QB Kenny Pickett

Joe Greene Great Performance Award

LB T.J. Watt

Selected to the Pro-Bowl

2023

WR Calvin Austin III

Ed Block Courage Award

S Minkah Fitzpatrick

Selected to the Pro-Bowl, Bart Starr Award

DT Cam Heyward

Elected Defensive Team Captain, Walter Payton Man of the Year

LB Alex Highsmith

AFC Defensive Player of the Week (Week 2)

S Miles Killebrew

Elected Special Teams Team Captain, Selected to the Pro-Bowl, Associated Press First Team All-Pro, PFWA All-NFL Team, PFWA All-AFC Team

DL Larry Ogunjobi

Art Rooney Sportmanship Award Nominee

CB Pat Peterson

PFWA "The Chief Award"

QB Kenny Pickett

Elected Offensive Team Captain

CB Joey Porter Jr.

Associated Press Defensive Rookie of the Year Finalist, PFWA All-Rookie Team, Joe Greene Great Performance Award

LB T.J. Watt

Elected Defensive Team Captain, Associated Press Defensive Player of the Year Finalist, AFC Defensive Player of the Month (September), AFC Defensive Player of the Week (Week 18), Deacon Jones Award, 101 Awards AFC Defensive Player of the Year, Associated Press First Team All-Pro, PFWA All-NFL Team, PFWA All-AFC Team, Sporting News First Team All-Pro, Selected to the Pro-Bowl, Steelers' MVP

Steelers Honors & Awards (2000-Present)



“THE CHIEF AWARD”

1988	Dan Rooney	2006	Brett Keisel
1989	Dwayne Woodruff		Deshea Townsend
1990	Merril Hoge	2007	Alan Faneca
1991	Gerald Williams	2008	Ryan Clark
1992	Tunch Ilkin	2009	James Farrior
1993	D.J. Johnson	2010	Ben Roethlisberger
1994	Rod Woodson	2011	James Farrior
1995	Levon Kirkland	2012	Casey Hampton
1996	Chad Brown	2013	Ike Taylor
1997	Darren Perry	2014	Cameron Heyward
1998	Jerome Bettis	2015	Ramon Foster
1999	Lee Flowers	2016	Arthur Moats
2000	Jerome Bettis	2017	David DeCastro
	Deshea Townsend	2018	Joe Haden
2001	Lee Flowers	2019	Cameron Heyward
2002	Hines Ward	2020	Ben Roethlisberger
2003	Mike Logan	2021	Cameron Heyward
2004	Jerome Bettis	2022	Mason Cole
2005	Alan Faneca	2023	Patrick Peterson

“JOE GREENE GREAT PERFORMANCE AWARD”

1984	WR	Louis Lipps	2005	TE	Heath Miller
1985	P	Harry Newsome	2006	WR	Santonio Holmes
1986	LB	Anthony Henton	2007	P	Daniel Sepulveda
1987	CB	Delton Hall	2008	LB	Patrick Bailey
1988	RB	Warren Williams	2009	WR	Mike Wallace
1989	SS	Carnell Lake	2010	C	Maurkice Pouncey
1990	TE	Eric Green	2011	OT	Marcus Gilbert
1991	TE	Adrian Cooper	2012	OT	Mike Adams
1992	FS	Darren Perry	2013	RB	Le’Veon Bell
1993	LB	Chad Brown	2014	WR	Martavis Bryant
1994	RB	Bam Morris	2015	LB	Bud Dupree
1995	QB	Kordell Stewart	2016	S	Sean Davis
1996	FB	Jon Witman	2017	WR	Juju Smith-Schuster
1998	OG	Alan Faneca	2018	S	Terrell Edmunds
1999	WR	Troy Edwards	2019	LB	Devin Bush
2000	FB	Dan Kreider	2020	WR	Chase Claypool
2001	LB	Kendrell Bell	2021	RB	Najee Harris
2002	OG	Kendall Simmons	2022	QB	Kenny Pickett
2003	S	Troy Polamalu	2023	CB	Joey Porter Jr.
2004	QB	Ben Roethlisberger			

STEELERS MVPs

1969	WR	Roy Jefferson
1970	DT	Joe Greene
1971	LB	Andy Russell
1972	RB	Franco Harris
1973	WR	Ron Shanklin
1974	S	Glen Edwards
1975	CB	Mel Blount
1976	LB	Jack Lambert
1977	QB	Terry Bradshaw
1978	QB	Terry Bradshaw
1979	WR	John Stallworth
1980	SS	Donnie Shell
1981	LB	Jack Lambert
1982	CB	Dwayne Woodruff
1983	PK	Gary Anderson
1984	WR	John Stallworth
1985	WR	Louis Lipps
1986	LB	Bryan Hinkle
1987	LB	Mike Merriweather
1988	LB	David Little
	CB	Rod Woodson
1989	WR	Louis Lipps
1990	CB	Rod Woodson
1991	LB	Greg Lloyd
1992	RB	Barry Foster
1993	CB	Rod Woodson
1994	LB	Greg Lloyd
1995	QB	Neil O’Donnell
1996	RB	Jerome Bettis
1997	RB	Jerome Bettis
1998	LB	Levon Kirkland
1999	LB	Levon Kirkland
2000	RB	Jerome Bettis
2001	QB	Kordell Stewart
2002	LB	Joey Porter
	WR	Hines Ward
2003	WR	Hines Ward
2004	LB	James Farrior
2005	NT	Casey Hampton
	WR	Hines Ward
2006	RB	Willie Parker
2007	LB	James Harrison
2008	LB	James Harrison
2009	QB	Ben Roethlisberger
2010	S	Troy Polamalu
2011	WR	Antonio Brown
2012	TE	Heath Miller
2013	WR	Antonio Brown
2014	RB	Le’Veon Bell
2015	WR	Antonio Brown
2016	RB	Le’Veon Bell
2017	WR	Antonio Brown
2018	WR	Juju Smith-Schuster
2019	LB	T.J. Watt
2020	LB	T.J. Watt
2021	LB	T.J. Watt
2022	S	Minkah Fitzpatrick
2023	LB	T.J. Watt

Current players in bold.


Steelers All-Time Roster

A

Abercrombie, Walter [RB], Baylor	1982-87
Adamchik, Ed [T], Pitt	1967
Adams, Bob [TE], Pacific	1969-71
Adams, Flozell [OT], Michigan State	2010
Adams, Mike [OT], Ohio State	2012-15
Adams, Mike [WR], Texas	1997
Adams, Montravious [DL], Auburn	2021-23
Adams, Paul [C], Morehead Teachers	1947
Adeniyi, Oluosunkanmi [LB], Toledo	2018-20
Aggajanian, Ben [K], New Mexico	1945
Alban, Dick [E], Northwestern	1956-59
Alberghini, Tom [G], Holy Cross	1945
Albrecht, Art [C/OT], Wisconsin	1942
Alderton, John [E], Maryland	1953
Alexander, Brent [S], Tennessee State	2000-03
Alexander, Kwon [LB], LSU	2023
Allen, Brian [CB], Utah	2017-18
Allen, Chuck [LB], Washington	1970-71
Allen, Cortez [CB], The Citadel	2011-15
Allen, Dwane [LB], Santa Ana	1965
Allen, Jim [DB], UCLA	1974-77
Allen, Lou [T], Duke	1950-51
Allen, Marcus [LB], Penn State	2018-22
Allen, Will [S], Ohio State	2010-15
Alley, Don [WR], Adams State	1969
Allred, John [TE], Southern Cal.	2002
Alston, Lyneal [WR], Southern Mississippi	1987
Alulalu, Tyson [DE], Cal	2017-22
Andabaker, Rudy [G], Pitt	1952, 54
Anderson, Anthony [RB], Temple	1979
Anderson, Art [T], Idaho	1963
Anderson, Chet [E], Minnesota	1967
Anderson, Fred [DE], Prairie View A&M	1978
Anderson, Gary [K], Syracuse	1982-94
Anderson, Jesse [TE], Miss. State	1992
Anderson, Larry [QB], Louisiana Tech	1978-81
Anderson, Melvin [WR], Minnesota	1987
Anderson, Ralph [DB], West Texas State	1971-72
Anderson, Spencer [OL], Minnesota	2023
Apke, Steve [LB], Pitt	1987
Archer, Dri [WR/RB], Kent State	2014-15
Archibong, Daniel [DL], Temple	2021
Arndt, Al [G], South Dakota State	1935
Arndt, Dick [T], Idaho	1967-70
Arnfelt, Brian [DE], Northwestern	2013
Arnold, David [CB], Michigan	1989
Arnold, Jahine [WR], Fresno State	1996-98
Arnold, Jay [QB], Texas	1941
Artman, Conwan [T], Stanford	1933
Asbury, Willie [B], Kent State	1966-68
Askson, David [DB], Texas Southern	1971
Atkinson, Frank [T], Stanford	1963
Bell, E [G], Tulsa	1984
Augusterfer, Gene [B], Catholic U.	1935
Austin III, Calvin [WR], Memphis	2023
Austin, Ocie [DB], Utah State	1970-71
Avery, Steve [FB], Northern Michigan	1994-95
Aydelette, Buddy [OT/C], Alabama	1987
Ayers, Demarcus [WR], Houston	2016

B

Badar, Rich [QB], North Carolina	1967
Bahr, Matt [K], Penn State	1979-80
Bailey, Henry [WR], UNLV	1997-98
Bailey, Patrick [LB], Duke	2008-09
Bailey, Rodney [DE], Ohio State	2001-03, 06
Baker, Conway [T], Centenary	1944
Baker, Dallas [WR], Florida	2008
Baker, John [E], N. Carolina College	1963-67



Baker, Tim [WR], Texas Tech	2001	Bishop, Harold [TE], Louisiana State	1998
Baldacci, Lou [B], Michigan	1956	Bivins, Charles [B], Morris Brown	1967
Ballage, Kalen [RB], Arizona State	2021	Blackledge, Todd [QB], Penn State	1988-89
Ballman, Gary [B], Michigan State	1962-66	Blackwell, Will [WR], San Diego State	1997-01
Balog, Bob [C], Denver	1949-50	Blake, Antwon [CB], UTEP	2013-15
Banaszak, John [DE/DT], East. Michigan	1975-81	Blankenship, Brian [G], Nebraska	1987-91
Bankston, Warren [RB], Tulane	1969-72	Blankenship, Greg [LB], Cal. St. (Hay.)	1976
Banner, Zach [T], Southern Cal.	2019-21	Bleier, Rocky [RB], Notre Dame	1968, 1970-80
Barbolak, Pete [T], Purdue	1949	Blount, LeGarrette [RB], Oregon	2014
Barker, Ed [E], Washington State	1953	Blount, Mel [CB], Southern	1970-83
Barnes, Johnnie [WR], Hampton	1995	Bohannon, Fred [S/CB], Miss. Valley State	1982
Barnes, Reggie [LB], Oklahoma	1993	Boiman, Rocky [LB], Notre Dame	2009
Barnett, Tom [B], Purdue	1959-60	Bolkovac, Nick [T], Pitt	1953-54
Barron, Mark [LB], Alabama	2019	Bond, Randall [QB], Washington	1939
Barry, Fred [DB], Boston College	1970	Bonelli, Ernie [B], Pitt	1946
Bartaanen, Jim [C], Michigan	1938	Bono, Steve [QB], UCLA	1987-88
Bartlett, Earl [B], Centre	1939	Booth, Clarence [B], SMU	1944
Basrak, Mike [C], Duquesne	1937-38	Bostic, Jon [LB], Florida	2018
Bassi, Dick [G], Santa Clara	1941	Boswell, Chris [K], Rice	2015-23
Batch, Baron [RB], Texas Tech	2011-12	Botkin, Kirk [TE], Arkansas	1996-97
Batch, Charlie [QB], Eastern Michigan	2002-12	Boures, Tony [C/G], Pitt	1982-86
Battaglia, Marco [TE], Rutgers	2002	Bova, Tony [E], St. Francis 1942, 43, 44, 45-47	
Battle, Arnaz [WR], Notre Dame	2010-11	Bowers, R.J. [RB], Grove City	2001
Battles, Ainsley [S], Vanderbilt	2000, 04	Bowman, Bill [B], William & Mary	1957
Beachum, Kelvin [T/G], SMU	2012-15	Boyd, Sam [E], Baylor	1939-40
Beams, Byron [T], Notre Dame	1959-60	Boykin, Brandon [CB], Georgia	2015
Beasley, Tom [DE/DT], Virginia Tech	1978-83	Boykin, Miles [WR], Notre Dame	2022-23
Beatty, Charles [DB], North Texas State	1969-72	Boyle, Jim [OT], Tulane	1987-88
Beatty, Ed [C], Mississippi	1957-61	Boyle, Shorty [E]	1934
Becker, Wayland [E], Marquette	1939	Bradley, Ed [LB], Wake Forest	1972-75
Behning, Mark [OT], Nebraska	1986	Bradshaw, Charles [T], Baylor	1961-66
Bell, Kendrick [LB], Georgia	2001-04	Bradshaw, Jim [B], Chattanooga	1963-67
Bell, Le'Veon [RB], Michigan State	2013-17	Bradshaw, Terry [QB], La. Tech	1970-83
Bell, Myron [S], Michigan State 1994-97, 2000-01		Brady, Jeff [LB], Kentucky	1991
Bell, Richard [RB], Nebraska	1990	Brady, Pat [B], Nevada	1952-54
Bell, Theo [WR], Arizona	1976, 78-80	Brandau, Art [C], Tennessee	1945-46
Bentley, Albert [RB], Miami (FL)	1992	Brand, Jim [B], St. Thomas	1952-54
Benton, Keanuu [DT], Wisconsin	2023	Bray, Maurice [T], SMU	1935-36
Berger, Mitch [P], Colorado	2008	Breedlove, Rod [LB], Maryland	1965-68
Berhe, Nat [S], San Diego State	2018	Breeden, Bill [B], Oklahoma	1937
Bernet, Ed [E], SMU	1955	Breen, Gene [LB], Virginia Tech	1965-66
Berry, Jordan [P], Eastern Kentucky	2015-20	Brett, Ed [E], Washington State	1936-37
Best, Greg [S], Kansas State	1983	Brewster, Pete [E], Purdue	1959-60
Bettis, Jerome [RB], Notre Dame	1996-05	Brister, Bubby [QB], Northeast La.	1986-92
Bettis, Tom [LB], Purdue	1962	Britt, Jessie [WR], North Carolina A&T	1986
Billock, Frank [G], St. Mary's of Minnesota	1937	Britt, Ralph [TE], N.C. State	1987
Bingham, Craig [LB], Syracuse	1982-84, 87	Brooks Jr., Antoine [S], Maryland	2020
Binotto, John [B], Duquesne	1942	Brooks, Barrett [T], Kansas State	2003-05
Bishop, Don [B], Los Angeles College	1958-59	Brooks, Dorian [G], James Madison	2010

● Steelers combined with Philadelphia Eagles ○ Steelers combined with Chicago Cardinals.

Steelers All-Time Roster




JAMES CONNER

Broussard, Fred [C], Texas A&M	1955	Butler, Crezdon [CB], Clemson	2010
Brovelli, Angelo [QB], St. Mary's (Cal.)	1933-34	Butler, Drew [P], Georgia	2012
Brown, Antonio [WR], Central Michigan	2010-18	Butler, Jack [B], St. Bonaventure	1951-59
Brown, Anthony [T], Utah	1999	Butler, Jim [B], Edward Waters	1965-67
Brown, Chad [LB], Colorado	1993-96, 06	Butler, John [B], Tennessee	1943-44
Brown, Chris [CB/S], Notre Dame	1984-85	Bykowski, Frank [G], Purdue	1940
Brown, Curtis [CB], Texas	2011-13		
Brown, Dante [RB], Memphis	2003-04		
Brown, Dave [DB], Michigan	1975		
Brown, Dee [RB], Syracuse	2003	Cabrelli, Larry [E], Colgate	1943●
Brown, Ed [QB], San Francisco	1962-65	Cain, Deon [WR], Clemson	2019-20
Brown, Ernie [DL], Syracuse	1999	Calcagni, Ralph [T], Pennsylvania	1947
Brown, J. B. [DB], Maryland	1997	Caliguire, Dean [G/C], Pitt	1991-92
Brown, John [T], Syracuse	1967-72	Call, John [B], Colgate	1959
Brown, Justin [WR], Oklahoma	2014	Calland, Lee [DB], Louisville	1969-72
Brown, Kris [K], Nebraska	1999-01	Calloway, Chris [WR], Michigan	1990-91
Brown, Lance [CB], Indiana	1998-99	Calvin, Tom [B], Alabama	1952-54
Brown, Larry [TE/OT], Kansas	1971-84	Cameron, Paul [B], UCLA	1954
Brown, Levi [OT], Penn State	2013	Campbell, Bob [RB], Penn State	1969
Brown, Tom [E], William & Mary	1942	Campbell, Don [T], Carnegie Tech	1939-40
Brown, William [QB], Texas Tech	1945	Campbell, Glenn [E], Emporia State	1935
Browning, Gregg [E], Denver	1947	Campbell, John [LB], Minnesota	1965-69
Bruder, Henry [QB], Northwestern	1940	Campbell, Leon [B], Arkansas	1955
Bruener, Mark [TE], Washington	1995-03	Campbell, Ray [LB], Marquette	1958-60
Brumbaugh, Boyd [B], Duquesne	1939-41	Campbell, Russ [TE], Kansas State	1992
Brumfield, Jim [RB], Ind. St. (Ind.)	1971	Campbell, Scott [QB], Purdue	1984-86
Brundage, Dewey [E], Brigham Young	1954	Canaday, Kameron [LS], Portland State	2017-20
Bruney, Fred [B], Ohio State	1956-57	Canale, Rocco [G], Boston College	1943●
Bruno, John [P], Penn State	1987	Capers, Wayne [WR], Kansas	1983-84
Bryant, Corbin [DE], Northwestern	2011	Capizzi, Jason [OT], Indiana (PA)	2007-08
Bryant, Fernando [CB], Alabama	2008	Capp, Dick [E], Boston College	1968
Bryant, Hubie [WR], Minnesota	1970	Cara, Don [E], North Carolina State	1937-38
Bryant, Martavis [WR], Clemson	2014-17	Cardwell, Joe [T], Duke	1937-38
Bucek, Felix [G], Texas A&M	1946	Carpenter, Preston [E], Arkansas	1960-63
Buckner, Brentson [DE], Clemson	1994-96	Carpenter, Tariq [LB], Georgia Tech	2023
Buda, Carl [G], Tulsa	1945	Carr, Gregg [LB], Auburn	1985-88
Buggs, Isaiah [DL], Alabama	2019-21	Carter, Chris [LB], Fresno State	2011-13
Bukich, Rudy [QB], Southern Cal.	1960-61	Carter, Rodney [RB], Purdue	1987-89
Bulger, Chester [T], Auburn	1944○	Carter, Tyrone [S], Minnesota	2004-09
Bullock, Randy [K], Texas A&M	2016	Cash, Keith [TE], Texas	1991
Bullocks, Amos [B], Southern Illinois	1966	Casper, Charles [QB], TCU	1935
Burleson, John [G], SMU	1933	Catano, Mark [DE/DT], Valdosta State	1984-85
Burnett, Joe [CB], Florida	2009	Catano, John [C], Pitt	1956
Burnett, Len [DB], Oregon	1961	Chamberlain, Garth [G], BYU	1945
Burnett, Morgan [S], Georgia Tech.	2018	Chandnois, Lynn [B], Michigan State	1950-56
Burnette, Tom [B], North Carolina	1938	Charlton, Taco [LB], Michigan	2021
Burns, Artie [CB], Miami (FL)	2016-19	Cheatham, Ernest [T], Loyola	1954
Burrell, John [E], Rice	1962-64	Cherry, Edgar [B], Hardin-Simmons	1939
Burress, Plaxico [WR], Michigan State	2000-04, 2012-13	Cherudolo, Chuck [C], Penn State	1941-42, 45-48
Bush, Devin [LB], Michigan	2019-22	Chickillo, Anthony [LB], Miami	2015-19
Butler, Bill [DB/KR], Chattanooga	1961	Christy, Dick [B], North Carolina State	1958
		Cibulas, Joe [T], Duquesne	1945
		Cicccone, Ben [C], Duquesne	1934-35
		Cichowski, Gene [B], Indiana	1957
		Cifelli, Gus [T], Notre Dame	1954
		Cifers, Bob [QB], Tennessee	1947-48
		Clack, Jim [C/G], Wake Forest	1971-77
		Clancy, Kendrick [NT], Mississippi	2000-04
		Clark, Jim [B], Pitt	1933-34
		Clark, Mike [K], Texas A&M	1964-67
		Clark, Reggie [LB], North Carolina	1994
		Clark, Ryan [S], LSU	2006-13
		Clark, Spark [RB], Akron	1987
		Clay, John [RB], Wisconsin	2011
		Claypool, Chase [WR], Notre Dame	2020-21
		Clayton, Harvey [CB], Florida State	1983-86
		Clear, Cameron [TE], Texas A&M	2015
		Clement, Henry [TE], North Carolina	1961
		Clement, John [B], SMU	1946-48●
		Cline, Jackie [DE], Alabama	1987
		Cline, Tony [TE], Stanford	1999
		Clinkscales, Joey [WR], Tennessee	1987-88
		Coates, Sammie [WR], Auburn	2015-16
		Cobb, Marvin [DB], Southern Cal.	1970
		Cobbs, Patrick [RB], North Texas	2006
		Cockrell, Ross [CB], Duke	2015-16
		Codice, Nakia [S], Baylor	2000
		Colclough, Ricardo [CB], Tusculum	2004-06
		Colco, Mason [C], Michigan	2022-23
		Cole, Robin [LB], New Mexico	1977-87
		Cole, Terry [B], Indiana	1970
		Coleman, Andre [WR], Kansas St.	1997-98
		Collier, Mike [RB], Morgan State	1975
		Collier, Reggie [QB], So. Mississippi	1987
		Collins, Jack [RB], Texas	1962
		Colon, Willie [OT] Hofstra	2006-12
		Colquitt, Craig [P], Tennessee	1978-81, 83-84
		Colquitt, Dustin [P], Tennessee	2020
		Combs, Chris [DE], Duke	2000-01
		Compagno, Tony [B], St. Mary's of Calif.	1946-48
		Compton, Dick [E], McMurry	1967-68
		Conaway, Doug [T], TCU	1952
		Condit, Merlyn [B], Carnegie Tech	1940, 46
		Conley, Steve [LB], Arkansas	1996-98
		Conn, Dick [DB], Georgia	1974
		Connely, Mike [C], Utah State	1968
		Conner, James [RB], Pitt	2017-20
		Conrad, Chris [T], Fresno State	1998-99
		Conti, Enio [G], Bucknell	1943●
		Coomer, Joe [T], Austin	1941, 45-46
		Cooper, Adrian [TE], Oklahoma	1991-93
		Cooper, Marquis [LB], Washington	2006-07
		Cooper, Sam [T], Geneva	1933
		Cordileone, Lou [G], Clemson	1962-63
		Corley, Anthony [RB], Nevada-Reno	1984
		Coronado, Bob [E], Pacific	1961
		Cotcher, Jericho [WR], N.C. State	2011-13
		Cotton, Russell [B], Texas Mines	1942
		Courson, Steve [G], South Carolina	1978-83
		Cousino, Brad [LB], Miami (Ohio)	1987
		Craft, Russ [B], Alabama	1954
		Cregar, William [G], Holy Cross	1947-48
		Crennel, Carl [LB], West Virginia	1970
		Critchfield, Larry [G], Grove City	1933
		Croft, Winfield [G], Utah	1936
		Cromartie-Smith, Damon [S], UTEP	2011-12
		Cropper, Marshall [G], Maryland	1967-69
		Cunningham, Bennie [TE], Clemson	1976-85
		Curran, Don [E], Boston College	1944○
		Curry, Roy [B], Jackson State	1963
		Cushing, Matt [TE], Illinois	1999, 2000-04
		Cuthbert, Randy [RB], Duke	1993-94

● Steelers combined with Philadelphia Eagles ○ Steelers combined with Chicago Cardinals.

Steelers All-Time Roster

D	
Dafney, Bernard [OL], Tennessee	1996
Daigle, Anthony [RB], Fresno State	1994
Daley, Ted [E], Pitt	1933
Dangerfield, Jordan [S], Towson	2016, 2018-20
Daniel, Willie [B], Mississippi State	1961-66
Daniels, James [G], Iowa	2022-23
Davenport, Charles [WR], N.C. State	1992-94
Davenport, Najeh [RB], Miami (FL)	2006-08
Davidson, Bill [B], Temple	1937-39
Davidson, Kenny [DE], Louisiana State	1990-93
Davis, Art [B], Mississippi State	1956
Davis, Bruce [LB], UCLA	2008
Davis, Carey [FB], Illinois	2007-09
Davis, Carlos [DT], Nebraska	2020-22
Davis, Charlie [DT], TCU	1974
Davis, Dave [WR], Tennessee State	1973
Davis, Henry [LB], Grambling	1970-73
Davis, Jesse [OL], Idaho	2002
Davis, Lorenzo [WR], Youngstown State	1990
Davis, Paul [QB], Otterbein	1947-48
Davis, Robert [E], Penn State	1946-50
Davis, Russell [RB], Michigan	1980-83
Davis, Sean [G], Allen	1967-79
Davis, Sean [S], Maryland	2016-19, 2020
Davis, Steve [RB], Delaware State	1972-74
Davis, Travis [S], Notre Dame	1999
Dawkins, Tommy [DE], Appalachian State	1987
Dawson, Dermoniti [C], Kentucky	1988-00
Dawson, Len [QB], Purdue	1957-59
DeCarbo, Nick [G], Duquesne	1933
DeCarlo, Art [B], Georgia	1953
DeCastro, David [G], Stanford	2012-20
Dekker, Jon [TE], Princeton	2007-08
Deloplaime, Jack [RB], Salem (W.Va.)	1976-79
Demko, George [T], Appalachian State	1961
Dempsey, John [T], Bucknell	1934
DePascale, Carmine [E], Wichita	1945
DePaul, Henry [G], Duquesne	1945
Derby, Dean [B], Washington	1957-61
Dess, Darrell [G], North Carolina State	1958
Dial, Buddy [E], Rice	1959-63
Dickey, Charlie [G], Arizona	1987

BUDDY
DIAL

Dicus, Chuck [WR], Arkansas	1973
Didio, Mark [WR], Connecticut	1992
Dirden, Johnnie [WR], Sam Houston State	1981
Dixon, Dennis [QB], Oregon	2008-11
Dobbs, Joshua [QB], Tennessee	2018, 2020
Dockery, John [DB], Harvard	1972-73
Dodrill, Dale [G], Colorado A&M	1951-59
Dodson, Les [B], Mississippi	1941
Doehring, John [B]	1935
Doering, Chris [WR], Florida	2003-04
Dolly, Dick [E], West Virginia	1941-45
Dolowy, Cliff [E], Carnegie Tech	1935
Donelli, Allan [B], Duquesne	1941-42
Donnalley, Rick [C-G], North Carolina	1982-83
Dornbrook, Thom [G-C], Kentucky	1979
Dotson, Kevin [G], Louisiana	2020-22
Douds, Forrest [T], Washington & Jefferson	1933-35
Dougherty, Bob [LB], Kentucky	1958
Douglas, Bob [B], Kansas State	1938
Doyle, Dick [B], Ohio State	1955
Doyle, Ted [T], Nebraska	1938-42, 43, 44
Drullis, Al [B], Temple	1947
Druschel, Rick [G-OT], N.C. State	1974
Dudley, Bill [B], Virginia	1942, 45-46
Duffy, Roger [C-G], Penn State	1998-01
Dugan, Len [C], Wichita	1939
Duggan, Gil [T], Oklahoma	1944-4
Duhart, Paul [B], Florida	1945
Dunaway, Craig [TE], Michigan	1973
Dunay, Tony [DB], Minnesota	1977-78
Dunn, David [WR], Fresno State	1998
Dunn, Gary [DT-NT], Miami (FL)	1976-87
Dupree, Bud [LB], Kentucky	2015-20
Dwyer, Bill [B], Pitt	1946
Dwyer, Jonathan [RB], Georgia Tech	2010-13

E	
Eason, Nick [DE], Clemson	2007-10
Eaton, Vic [QB], Missouri	1955
Ebron, Eric [TE], North Carolina	2020-21
Echols, Terry [LB], Marshall	1984
Eche, Shayne [P], Florida	1996
Edmonds, Terrell [S], Virginia Tech	2018-22
Edmunds, Trey [RB], Maryland	2018-21
Edwards, Dave [S], Illinois	1985-87
Edwards, Glen [DB], Florida A&M	1971-77
Edwards, Troy [WR], Louisiana Tech	1999-01
Elder, Donnie [CB], Memphis State	1986
Elliott, Jayrone [LB], Toledo	2019, 2020
Elliott, Jim [K], Presbyterian	1967
Ellstrom, Marv [B], Oklahoma	1935
Elter, Leo [B], Duq. and Villa.	1953-54, 58-59
Emmons, Carlos [LB], Arkansas State	1996-99
Engelbrechts, Paul [G], Northwestern	1933
Engles, Rick [P], Tulsa	1987
Erenberg, Rich [RB], Colgate	1984-86
Ernster, Paul [P], Northern Arizona	2008
Essex, Trail [T], Northwestern	2005-11
Euhus, Tim [TE], Oregon State	2006
Evans, Donald [DE], Kentucky	1990-93
Evans, Jon [E], Oklahoma A&M	1958
Evans, Ray [QB], Kansas	1948
Everett, Thomas [FS], Baylor	1987-91

F	
Faneca, Alan [G], Louisiana State	1998-07
Fangupo, Hebron [DT], Brigham Young	2012-13
Farquhar, John [TE], Duke	1996
Farrar, Venice [B], North Carolina State	1938-39
Farror, James [LB], Virginia	2002-11
Farrell, Ed [B], Muhlenberg	1938

Farris, Kris [T], UCLA	1999
Farroh, Shipley [GB], Iowa	1938
Faugum, Taase [DL], Hawaii	1994-95
Fedell, Steve [LB], Pittsburgh	1981-82
Fehr, Nick [G], Georgia	1955
Feiler, Matt [OL], Bloomsburg (PA)	2016-20
Feniello, Garry [G], Wake Forest	1947
Ferguson, Bob [B], Ohio State	1962-63
Ferry, Lou [T], Villanova	1952-55
Fiala, John [LB], Washington	1998-02
Fife, Ralph [C], Pitt	1946
Figures, Deon [CB], Colorado	1993-96
Fike, Dan [OL], Florida	1993
Filchock, Frank [QB], Indiana	1938
Finks, Jim [QB], Tulsa	1949-55
Finn, Mike [OT], Ark.-Pine Bluff	1993
Finney, BJ [C/G], Kansas State	2016-19, 2021
Fisher, Doug [LB], San Diego State	1969-70
Fisher, Everett [B], Santa Clara	1940
Fisher, Ray [T], Eastern Illinois	1959
Fiske, Max [B], DePaul	1936-39
Fitzpatrick, Dez [WR], Louisville	2023
Fitzpatrick, Minkah [S], Alabama	2019-23
Flanagan, Dick [G], Ohio State	1953-55
Flowers, Erik [DE], Louisiana State	2003
Flowers, Lee [DB], Georgia Tech	1995-02
Foggie, Fred [CB], Minnesota	1994
Folkins, Lee [E], Washington	1965
Foltz, Vernon [C], St. Vincent	1945
Footo, Larry [LB], Michigan	2002-08, 2010-13
Ford, Darryl [LB], New Mexico State	1992
Ford, Henry [B], Pitt	1956
Ford, Moses [WR], Fayetteville State	1987
Fordham, Todd [T], Florida State	2003
Fort, L.J. [LB], Northern Iowa	2015-18
Foruria, John [B], Idaho	1967-68
Foster, Barry [RB], Arkansas	1990-94
Foster, Ramon [G], Tennessee	2009-19
Fournet, Sid [G], LSU	1957
Fox, Keyaron, [LB], Georgia Tech	2008-10
Francis, Sam [B], Nebraska	1939
Frank, Joe [T], Georgetown	1943*
Frazier, Andre [LB], Cincinnati	2005, 07-09
Freeman, Lorenzo [NT/DT], Pitt	1987-90
Freiermuth, Pat [TE], Penn State	2021-23
French, Ernest [S], Alabama A&M	1972
Frketch, Len [T], Penn State	1945
Fuamatu-Ma'afala, Chris [RB], Utah	1998-02
Fugler, Dick [T], Tulane	1952
Fuller, Randy, [DB], Tennessee State	1995-97
Fullerton, Ed [B], Maryland	1953
Fuqua, John [B], Morgan State	1970-76
Furness, Steve [DT], Rhode Island	1972-80

G	
Gage, Bob [B], Clemson	1949-50
Gagner, Larry [G], Florida	1966-69
Gaines, Wentford [DB], Cincinnati	1978
Galloway, Joey [WR], Ohio State	2009
Gammon, Kendall [OL], Pittsburg State	1992-95
Gandy, Wayne [T], Auburn	1999-02
Gaona, Bob [T], Wake Forest	1953-56
Gardecki, Chris [P], Clemson	2004-06
Garnaas, Wilford [B], Minnesota	1946-48
Garrett, Reggie [WR], Eastern Michigan	1974-75
Garrity, Gregg [WR], Penn State	1983
Garvin, Terence [LB], West Virginia	2013-15
Gary, Keith [DE], Oklahoma	1983-88
Gasparella, Joe [QB], Notre Dame	1948, 50-51
Gauer, Charles [E], Colgate	1943*
Gay, William [CB], Louisville	2007-11, 2013-17

* Steelers combined with Philadelphia Eagles ○ Steelers combined with Chicago Cardinals.

Steelers All-Time Roster

Geason, Cory [TE], Tulane	2000-01
Geathers, Clifton [DE], South Carolina	2014-15
Gentry, Byron [G], Southern Cal.	1937-39
Gentry, Zach [TE], Michigan	2019-22
George, Matt [K], Chapman	1998
Gereta, Roy [PK], New Mexico State	1971-78
Gerl, Joe [B], Georgia	1949-51
Gibson, Oliver [DT], Notre Dame	1995-98
Gibson, Thaddeus [LB], Ohio State	2010
Gilbert, Justin [CB], Oklahoma State	2016
Gilbert, Marcus [OT], Florida	2011-18
Gilbert III, Ulysees [LB], Akron	2019-21
Gildea, John [QB], St. Bonaventure	1935-37
Gildon, Jason [LB], Oklahoma State	1994-03
Gillespie, Scoop [RB], William Jewell	1984
Gilliam, Joe [QB], Tennessee State	1972-1975
Gilreath, David [WR], Wisconsin	2012
Girard, Earl [B], Wisconsin	1957
Glamp, Joe [B], LSU	1947-49
Glass, Glenn [B], Tennessee	1962-63
Glass, Park [C], Westminster	1947
Glatz, Fred [E], Pitt	1956
Glick, Aaron [CB], Colorado A&M	1956-59
Goff, Clark [T], Florida	1940
Golden, Marcus [LB], Missouri	2023
Golden, Robert [S], Arizona	2012-17
Goldsmith, Bill [C], Emporia Tchrs	1947
Golson, Senquez [CB], Ole Miss	2015-16
Gonda, George [B], Duquesne	1942
Gonzalez, Pete [QB], Pitt	1998-99
Goodman, John [DE/DT], Oklahoma	1981-85
Goodson, John [P], Texas	1982
Gorinski, Walt [B], LSU	1946
Gowdy, Cornell [CB], Morgan State	1987-88
Gothard, Preston [TE], Alabama	1985-88
Grabinski, Ted [C], Duquesne	1939-40
Gradkowski, Bruce [QB], Toledo	2013-15
Graff, Neil [QB], Wisconsin	1976-77
Graham, Jeff [WR], Ohio State	1991-93
Graham, Ken [DB], Washington State	1970
Graham, Kent [QB], Ohio State	2000
Graham, Shayne [K], Virginia Tech	2013
Grant, Doran [CB], Ohio State	2015
Gravelle, Gordon [OT], BYU	1972-76
Graves, Ray [C], Tennessee	1943
Graves, Tom [LB], Michigan State	1979
Gray, Derwin [OL], Maryland	2020
Gray, Sam [E], Tulsa	1946-47
Green, Bob [K], Florida	1960-61
Green, Chaz [OL], Florida	2021
Green, Eric [TE], Liberty	1990-94
Green, Isaiah [CB], Fresno State	2013
Green, Kendrick [C], Illinois	2021
Green, Ladarious [TE], UL Lafayette	2016
Greene, Joe [DT], North Texas State	1969-81
Greene, Kevin [LB], Auburn	1993-95
Greene, Tracy [TE], Grambling	1995
Greeney, Norm [G], Notre Dame	1934-35
Greenwood, L.C. [DE], Ark. AM&N	1969-81
Griffin, Larry [CB/S], North Carolina	1987-93
Grigas, John [B], Holy Cross	1944
Grimble, Xavier [TE], Southern Cal.	2016-19
Grisham, Tyler [WR] Clemson	2009-10
Gros, Earl [B], LSU	1967-69
Grossman, Randy [TE], Temple	1974-81
Gunderman, Bob [B], Virginia	1957
Gunnels, Riley [T], Georgia	1956-66

H	
Hackney, Elmer [B], Kansas State	1941
Haden, Joe [CB], Florida	2011-21
Haeg, Joe [OL], North Dakota State	2021
Haggans, Clark [LB], Colorado State	2000-07
Haggerty, Mike [G], Miami	1967-70
Haines, Byron [B], Washington	1937
Hairston, Russell [WR], Kentucky	1987
Haley, Dick [B], Pitt	1961-64
Hall, Delton [CB], Clemson	1987-91
Hall, Ron [B], Missouri Valley	1959
Haller, Alan [CB], Michigan State	1992, 93
Ham, Jack [LB], Penn State	1971-82
Hamilton, Cobi [WR], Arkansas	2016
Hamilton, Ray [TE], Iowa	2015
Hampton, Casey [NT], Texas	2001-12
Hanlon, Bob [B], Loras	1949
Hanneman, Craig [DE], Oregon State	1972-73
Hanratty, Terry [QB], Notre Dame	1969-75
Hanson, Tom [B], Temple	1938
Hargrave, Javon [NT], S.C. State	2016-19
Harkey, Lem [B], Emporia	1955
Harper, Maurice [C], Austin	1941
Harris, Bill [E], Hardin-Simmons	1937
Harris, Franco [RB], Penn State	1972-83
Harris, Josh [RB], Wake Forest	2014
Harris, Lou [B], Kent State	1968
Harris, Najee [RB], Alabama	2021-23
Harris, Ryan [OT], Notre Dame	2016
Harris, Sunny [DE], Oregon	2009-10
Harris, Tim [RB], Washington State	1983
Harrison, Arnold [LB], Georgia	2006-09
Harrison, James [LB], Kent State	2002, 04-12, 14-17
Harrison, Nolan [DE], Indiana	1997-99
Harrison Reggie [RB], Cincinnati	1974-77
Harrison, Richard [E], Boston College	1964
Harrison, Robert [LB], Oklahoma	1964
Hartings, Jeff [C], Penn State	2001-06
Hartley, Garrett [K], Oklahoma	2015
Hartley, Howard [B], Duke	1949-52
Harvin III, Presley [P], Georgia Tech	2021-23
Hartwig, Justin [C], Kansas	2008-09
Haselrig, Carlton [G], Pitt-Johnstown	1990-93
Haskins, Dwayne [QB], Ohio State	2021
Hassenaue, J.C. [C], Alabama	2020-22
Hastings, Andre [WR], Georgia	1993-96
Hawkins, Courtney [WR], Michigan State	1997-00
Hawkins, Jerald [OT], LSU	2016-17, 2020
Hawthorne, Greg [RB], Baylor	1979-83
Hayduk, Henry [G], Washington State	1935
Hays, Dick [LB], Clemson	1959-60, 62
Heyes, Jonathan [TE], Iowa	1994-96

Haynes, Verron [RB], Georgia	2002-07
Hays, George [E], St. Bonaventure	1950-52
Hebert, Ken [E & K], Houston	1968
Hegarty, Bill [T], Villanova	1953
Held, Paul [QB], San Jose State	1954
Heller, Warren [B], Pitt	1934-36
Henderson, Jon [B], Colorado State	1968-69
Hendley, Dick [QB], Clemson	1951
Henry, Kevin [DE], Mississippi State	1993-00
Henry, Mike [LB], Southern Cal.	1959-61
Henry, Urban [T], Georgia Tech	1964
Hensley, Dick [E], Kentucky	1952
Henson, Ken [C], TCU	1965
Henton, Anthony [LB], Troy State	1986, 88
Herbig, Nate [OL], Stanford	2023
Herbig, Nick [LB], Wisconsin	2023
Hewitt, Bill [E], Michigan	1943
Heyward, Cameron [DT], Ohio State	2011-23
Heyward, Connor [TE/FB], Michigan State	2022-23
Heyward-Bey, Darius [WR], Maryland	2014-18
Hickey, Howard [E], Arkansas	1941
Highsmith, Alex [LB], Charlotte	2020-23
Hill, Derek [WR], Arizona	1989-90
Hill, Harlon [E], Florence State	1962
Hill, Jim [B], Tennessee	1955
Hillebrand, Jerry [LB], Colorado	1968-70
Hills, Tony [OT], Texas	2008-10
Hilton, John [E], Richmond	1965-69
Hilton, Mike [CB], Mississippi	2017-20
Hines, Glen Ray [OT], Arkansas	1973
Hinkle, Bryan [LB], Oregon	1982-93
Hinkle, John [B], Syracuse	1943
Hinnant, Mike [TE], Temple	1988-89
Hinte, Hale [E], Pitt	1942
Hinton, Chuck [T], North Carolina College	1964-71
Hipps, Claude [B], Georgia	1952-53
Hoague, Joe [B], Colgate	1941-42, 46
Hoak, Dick [LB], Penn State	1961-70
Hodges, Devlin [QB], Samford	2019
Hoel, Bob [G], Minnesota	1935
Hoffmann, Dave [LB], Washington	1993
Hogan, Darrell [G], Trinity-Texas	1949-53
Hoge, Merrill [RB], Idaho State	1987-93
Hohn, Bob [B], Nebraska	1965-69
Hoke, Chris [DT], BYU	2001-11
Holcomb, Cole [LB], North Carolina	2023
Holcomb, Bill [T], Texas Tech	1937
Holler, Ed [LB], South Carolina	1964
Holliday, Corey [WR], North Carolina	1995-97
Hollingsworth, Joe [B], East Kansas State	1949-51
Holm, Bernard [B], Alabama	1933
Holmer, Walt [B], Northwestern	1933
Holmes, Earl [LB], Florida A&M	1996-01



• Steelers combined with Philadelphia Eagles ○ Steelers combined with Chicago Cardinals.

Steelers All-Time Roster

Holmes, Ernie [DT], Texas Southern	1972-77	Jenkins, A.J. [LB/DE], Cal State-Fullerton	1989-90	Keys, Brady [B], Colorado State	1961-67
Holmes, Mel [OT], N. Carolina A&T	1971-73	Jenkins, John [S], Pittsburgh	1998	Kiechelski, Walt [E], Miami	1940-42, 44
Holmes, Santonio [WR], Ohio State	2006-09	Jenkins, Ralph [C], Clemson	1947	Kielbasa, Max [B], Duquesne	1946
Holton, Johnny [WR], Cincinnati	2019	Jeter, Tony [E], Nebraska	1966, 68	Kiesling, Walt [G], St. Thomas	1937-38
Hood, Frank [B], Pitt	1933	Johnson, Bill [DE], Michigan State	1995-96	Kick, George [B], Bucknell	1940, 45
Hood, Ziggy [DE], Missouri	2009-13	Johnson, Brandon [LB], Louisville	2012	Killebrew, Miles [S], Southern Utah	2021-23
Hope, Chris [S], Florida State	2002-05	Johnson, Buddy [LB], Texas A&M	2021	Killorin, Pat [C], Syracuse	1966
Hornick, Bill [T], Tulane	1947	Johnson, Charles [WR], Colorado	1994-98	Kilroy, Frank [T], Temple	1943
Howe, Garry [NT], Colorado	1992	Johnson, David [CB], Kentucky	1989-93	Kimble, Frank [E], West Virginia	1945
Howe, Glen [OT], So. Mississippi	1985	Johnson, David [TE], Arkansas State	2009-13, 16	King, Carlos [FB], N.C. State	1998
Hoyer, Brian [QB], Michigan State	2012	Johnson, Diontae [WR], Toledo	2019-23	King, Desmond [CB], Iowa	2023
Hubbard, Cal [T], Geneva & Centenary	1936	Johnson, Jason [WR], Illinois State	1989	King, Justin [CB], Penn State	2012
Hubbard, Chris [G], UAB	2014-17	Johnson, John Henry [B], Arizona State	1960-65	King, Phil [B], Vanderbilt	1964
Hubka, Gene [B], Bucknell	1947	Johnson, Jovon [CB], Iowa	2006	Kirchner, Mark [OT], Baylor	1983
Huff, Alan [NT], Marshall	1987	Johnson, Kyrion [LB], Kansas	2023	Kirk, Ken [LB], Mississippi	1960
Hughes, David [RB], Boise State	1986	Johnson, Malcolm [WR], Notre Dame	1999-00	Kirkland, Levon [LB], Clemson	1992-00
Hughes, Dennis [TE], Georgia	1970-71	Johnson, Norm [PK], UCLA	1995-98	Kirschke, Travis [DE], UCLA	2004-09
Hughes, Dick [B], Tulsa	1957	Johnson, Ron [CB], Eastern Michigan	1974-84	Kish, Ben [B], Pitt	1943
Hughes, George [G], William & Mary	1950-54	Johnson, Steven [LB], Kansas	2016-17	Kissell, Ed [B], Wake Forest	1952-54
Hunter, Art [C], Notre Dame	1965	Johnson, Tim [DE/DT], Penn State	1987-89	Klapstein, Earl [T], Pacific	1946
Hunter, Hal [G], Pitt	1956	Johnson, Troy [WR], Southern	1988	Klein, Dick [T], Iowa	1961
Hunter, Justin [WR], Tennessee	2017-18	Johnson, Wesley [OL], Vanderbilt	2014	Klumb, John [E], Washington State	1940
Huntley, Richard [RB], Winston-Salem St.	1998-00	Johnson, Will [FB], West Virginia	2012-15	Knox, Darryl [LB], UNLV	1987
I		Johnston, Chet [B], Elmhurst & Marquette	1939-40	Kohrs, Bob [LB], Arizona State	1981-85
Igwebuike, Godwin [RB], Northwestern	2023	Johnston, Rex [B], Southern Cal.	1960	Kolb, Jon [OT], Oklahoma State	1969-81
Ilkin, Tunch [OT], Indiana State	1980-92	Jones, Aaron [DE/LB], E. Kentucky	1988-92	Kolberg, Eimer [E], Oregon State	1941
Itzel, John [B], Pitt	1945	Jones, Art [B], Richmond	1941, 45	Kolodziejwski, Chris [TE], Wyoming	1984
Ivy, Corey [CB], Oklahoma	2009	Jones, Broderick [OL], Georgia	2023	Kondra, John [T], St. Vincent	1945
Ivy, Frank [E], Oklahoma	1940	Jones, Bruce [SS], Northern Alabama	1987	Kortas, Ken [T], Louisville	1965-68
Ivy, Morty [LB], West Virginia	2010	Jones, Donta [LB], Nebraska	1995-98	Kosanovich, Bronco [C], Penn State	1947
Iwuoma, Chidi [CB], California	2002-06	Jones, Felix [RB], Arkansas	2013	Koshlap, Jules [B], Georgetown	1945
Izo, George [QB], Notre Dame	1966	Jones, Gary [S], Texas A&M	1990-91, 93-94	Kottie, Dick [TE], Wagner	1968
J		Jones, George [RB], San Diego State	1997	Kottler, Martin [B], Centre	1933
Jack, Myles [LB], UCLA	2022-23	Jones, Jacoby [KR/WR], Lane	2015	Kranichick, Matt [TE], Penn State	2004-05
Jackson, Alonzo [LB], Florida State	2003-04	Jones, Jarvis [LB], Georgia	2013-16	Kreider, Dan [FB], New Hampshire	2000-07
Jackson, Earnest [RB], Texas A&M	1986-88	Jones, Jim [G], Notre Dame	2004	Kresky, Joe [G], Wisconsin	1935
Jackson, John [OT], Eastern Kentucky	1988-97	Jones, Landry [QB], Oklahoma	2013-17	Kriewaldt, Clint [LB], Wisc.-Stevens	2003-07
Jackson, Lenzie [WR], Arizona State	2001-02	Jones, Mike [LB], Missouri	2001, 02	Krisher, Bill [G], Oklahoma	1958
James, Dan [T], Ohio State	1960-66	Jones, Tevin [WR], Memphis	2019	Kruczek, Mike [QB], Boston College	1976-79
James, Jesse [TE], Penn State	2015-18	Jones, Victor [FB], Louisiana State	1993-94	Krupa, Joe [OT], Purdue	1956-64
Janecek, Clarence [G], Purdue	1933, 35	Jordan, Darrin [LB], Northeastern	1988	Kruto, Larry [RB], West Virginia	1958-60
Jansante, Val [E], Duquesne	1946-51	Jorden, Tim [TE], Indiana	1992-93	Kuhn, John [RB], Shippensburg	2006
Jarvi, Toimi [B], Northern Illinois	1945	Joseph, Karl [S], West Virginia	2021	Kuntz, Christian [LS], Duquesne	2021-23
Jecha, Ralph [G], Northwestern	1956	K		Kurpekis, Justin [LB], Penn State	2001-02
Jefferson, Roy [E], Utah	1965-69	Kahler, Royal [T], Nebraska	1941	Kurrasch, Roy [E], UCLA	1948
Jelley, Tom [E], Miami	1951	Kakasic, George [G], Duquesne	1936-39	Kvaternik, Zvonimir [G], Kansas	1934
		Kalina, Dave [WR], Miami (FL)	1970	L	
DIONTAE JOHNSON		Kallis, Todd [G], Arizona State	1994	Lach, Steve [B], Duke	1946-47
		Kapele, John [T], BYU	1960-62	LaCrosse, Dave [LB], Wake Forest	1987
		Kapinos, Jeremy [P], Penn State	2010-11	Ladogro, Pete [G], Maryland	1952, 54
		Kaplan, Phil [G], Miami (FL)	1947	Lajousky, Bill [G], Catholic U.	1936
		Karcis, John [B], Carnegie Tech	1936-38	Lama, Camell [SS], UCLA	1989-98
		Karpowich, Ed [T], Catholic U.	1936-39	Lamas, Joe [G], Mount St. Mary's	1942
		Karras, Ted [T], Indiana	1958-59	Lambert, Frank [K], Mississippi	1965-66
		Kase, George [G], Duquesne	1939	Lambert, Jack [LB], Kent State	1974-84
		Kavel, George [B], Carnegie Tech	1934	Lantz, Montgomery [C], Grove City	1933
		Kazee, Damontae [S], San Diego State	2022-23	Lanza, Chuck [C], Notre Dame	1988-89
		Keating, Tom [DT], Michigan	1973	Larose, Dan [T], Missouri	1964
		Keisel, Brett [DE], BYU	2002-14	Lassahn, Lou [E], Western Maryland	1938
		Keith, Craig [TE], Lenoir-Rhyne	1993-94	Lasse, Dick [LB], Syracuse	1958-59
		Kelley, Jim [E], Notre Dame	1964	Lattner, John [B], Notre Dame	1954
		Kellum, Marv [LB], Wichita State	1974-76	Laux, Ted [B], St. Joseph (PA)	1943
		Kelly, Cameron [S], San Diego State	2019	Law, Hubbard [C], Sam Houston	1942, 45
		Kelsay, Chad [LB], Nebraska	1999	Lawrence, Ben [G], Indiana (PA)	1987
		Kelsch, Mose [B], Christian	1933-34	Leary, Bobby [QB], Texas	1958-62
		Kemoatu, Chris [G], Utah	2006-11	Layne, Justin [CB], Michigan State	2019-21
		Kemp, Jack [QB], Occidental	1957	Lea, Paul [T], Tulane	1951
		Kemp, Ray [T], Duquesne	1933	Leahy, Bob [QB], Emporia State	1971
		Kenerson, John [G], Kentucky State	1962	Leahy, Gerald [T], Colorado	1957
		Kerkorian, Gary [QB], Stanford	1952	Leahy, DeMarvin [DL], Texas A&M	2022-23

• Steelers combined with Philadelphia Eagles

• Steelers combined with Chicago Cardinals.

Steelers All-Time Roster

Lee, Bernard [B], Villanova	1938	Mahan, Sean [C], Notre Dame	2007	McConnell, Dewey [E], Wyoming	1954
Lee, Danzell [TE], Lamar	1987	Maier, Francis [B], Toledo	1941	McCoy, Jamie [TE], Texas A&M	2012
Lee, Greg [DB], Arkansas State	1988	Malecki, John [G], Pittsburgh	2012	McCullers, Daniel [DL], Tennessee	2014-19
Lee, Herman [T], Florida A&M	1957	Malkovich, Joe [C], Duquesne	1935	McCullough, Hugh [B], Oklahoma	1939, 43
Lee, John [B], Carnegie Tech	1939	Mallick, Francis [T]	1965	McDade, Karl [C], Portland	1938
Leftridge, Dick [B], West Virginia	1966	Malone, Mark [QB], Arizona State	1980-87	McDonald, Ed [B], Duquesne	1936
Leftwich, Byron [QB], Marshall	2008, 2010-12	Mandich, Jim [TE], Michigan	1978	McDonald, Vance [TE], Rice	2018-20
Leglie, John [OL], Tulane	2021	Mansfield, Roy [C], Washington	1964-76	McDonough, Coley [QB], Day	1939-41, 44
Legursky, Doug [C], Marshall	2009-12, 15	Manske, Edgar [E], Northwestern	1938	McDonough, Paul [E], Utah	1938
Lemek, Ray [G], Notre Dame	1962-65	Manuel, Rod [DE], Oklahoma	1997-98	McFadden, Bryant [CB], Florida State	2005-08, 10-11
Lester, Tim [FB], Eastern Kentucky	1995-98	Maples, Bob [C], Baylor	1971	McFadden, Marshall [LB], S.C. State	2012
Letsinger, Jim [G], Purdue	1933	Maras, Joe [C], Duquesne	1938-40	McFadden, Marv [G], Michigan State	1953, 56
Levanti, Lou [G], Illinois	1951-52	Marchi, Basilio [C], NYU	1934	McFarland Jr., Anthony [RB], Maryland	2020-23
Levey, Jim [B]	1934-36	Marchiroda, Ted [QB], St. Bonaventure/Detroit	1953, 55,56	McGee, Ben [E], Jackson State	1964-72
Lewis, Frank [WR], Grambling	1971-77	Marion, Jerry [B], Wyoming	1967	McGovern, Rob [LB], Holy Cross	1991
Lewis, Joe [T], Compton Junior	1958-60	Marker, Henry [B], West Virginia	1934	McGriff, Tyrone [G], Florida A&M	1980-82
Lewis, Keenan [CB], Oregon State	2009-12	Markland, Jeff [TE], Illinois	1988	McHugh, Sean [TE], Penn State	2008-09
Lewis, Roy [CB], Washington	2008	Marotti, Lou [G], Toledo	1944	McKyer, Tim [CB], Texas-Arlington	1994
Liddick, Dave [T], George Washington	1957	Marsh, Cassius [LB], UCLA	1920	McLendon, Steve [NT], Troy	2010-15
Lind, Mike [B], Notre Dame	1965-66	Marsh, Curtis [WR], Utah	2020	McMakin, John [TE], Clemson	1972-74
Lipps, Louis [WR/KR], So. Mississippi	1984-91	Martha, Paul [B], Pitt	1964-69	McNally, Johnny "Blood" [B], St. John (MN)	1934, 37-38
Lipscomb, Gene [T]	1961-62	Martin, John [B], Oklahoma	1944	McNamara, Ed [T], Holy Cross	1945
Little, David [LB], Florida	1981-92	Martin, Tee [QB], Tennessee	2000-01	McPeak, Bill [E], Pitt	1949-57
Littlefield, Carl [B], Washington State	1939	Martin, Vernon [B], Texas	1942, 44	McWilliams, Tom [B], Mississippi State	1950
Lloyd, Greg [LB], Fort Valley State	1988-97	Martinez, Blake [LB], Stanford	2023	Meadows, Ed [E], Duke	1955
Lockett, Charles [WR], Long Beach St.	1987-88	Mason, Grant [CB], Michigan	2007	Meeks, Bryant [C], South Carolina	1947-48
Logan, Charles [E], Northwestern	1964	Masters, Bob [B], Baylor	1939, 43	Mehlich, Chuck [E], Duquesne	1946-51
Logan, Mike [S], West Virginia	2001-06	Masters, Walt [B], Penn	1944	Meilinger, Steve [E], Kentucky	1961
Logan, Stefan [WR], South Dakota	2009	Mastrangelo, John [G], Notre Dame	1947-48	Mendenhall, Rashard [RB], Illinois	2008-12
Long, Bill [E], Oklahoma A&M	1949-50	Matakevich, Tyler [LB], Temple	2016-19	Meredith, Jamon [G], South Carolina	2011
Long, Terry [G], East Carolina	1984-91	Matešic, Ed [T], Pitt	1936	Merkovsky, Elmer [T], Pitt	1944, 45, 46-46
Longnecker, Ken [T], Lebanon Valley	1960	Matešic, Joe [T], Arizona State	1954	Merrweather, Mike [LB], Pacific	1982-87
Looney, Don [E], TCU	1941-42	Mathews, Ray [B], Clemson	1951-59	Messner, Max [LB], Cincinnati	1964-65
Lott, Andre [S], Tennessee	2006	Mathews, Ricardo [DE], Cincinnati	2016	Mettenberger, Zach [QB], LSU	2016
Lott, John [C/G], North Texas State	1987	Mathis, Terance [WR], New Mexico	2002	Meyer, Dennis [DB], Arkansas State	1973
Loud, Kamil [WR], Cal-Poly San Luis Obispo	2000	Mattoli, Fran [G], Pitt	1946	Meyer, Ron [QB], S. Dakota State	1966
Loudermilk, Isaiah [DL], Wisconsin	2021-23	Matuszak, Marv [LB], Tulsa	1953, 55-56	Michael, Bill [G], Ohio State	1957
Love, Duval [G], UCLA	1992-94	Maufet, Arthur [DB], Memphis	2021-22	Michaels, Ed [G], Villanova	1943
Love, John [T], Pitt	1934	Maxey, Johnny [DT], Mars Hill	2016	Michaels, Lou [E], Kentucky	1961-63
Lowe, Reggie [LB], Troy State	1999	Maxson, Alvin [RB], So. Methodist	1977-78	Michalik, Art [G], St. Ambrose	1955-56
Lowther, Russ [B], Detroit	1945	May, Ray [LB], Southern Cal.	1967-69	Middleton, Kelvin [SS], Wichita State	1987
Lucas, Duck [TE], Boston College	1958	Mayhew, Hayden [G], Tex. Mines	1936-38	Midler, Lou [G], Minnesota	1939
Lucas, Jeff [OT], West Virginia	1987	Mays, Alvoid [CB], West Virginia	1995	Mihalik, Brian [OT], Boston College	2016
Lucente, John [B], West Virginia	1945	Mays, Lee [WR], Texas-EI Paso	2002-06	Miles, Eddie [LB], Minnesota	1990
Luna, Bob [B], Alabama	1959	Mazzanti, Jerry [E], Arkansas	1967	Miller, Heath [TE], Virginia	2005-15
Lusteg, Booth [K], Connecticut	1968	McAfee, Fred [RB], Mississippi College	1994-98	Miller, Jim [QB], Michigan State	1995-96
Lyons, Caushaud [DE], Tusculum	2015	McBean, Ryan [DE], Oklahoma State	2007	Miller, Josh [P], Arizona	1996-03
Lyons, Mitch [TE], Michigan State	1997-99	McBrier, Mat [P], Hawaii	2013	Miller, Tom [E], Hampden Sydney	1943
M		McCabe, Richie [B], Pitt	1955, 1957-58	Mills, Ernie [WR], Florida	1991-96
Mack, Red [B], Notre Dame	1961-63, 65	McCaffray, Art [T], Pacific	1946	Milons, Freddie [WR], Alabama	2003
Mack, Rico [LB], Appalachian State	1993	McCain, Brice [CB], Utah	2014	Minarik, Henry [E], Michigan State	1951
MacKrides, Bill [QB], Nevada	1953	McCall, Don [RB], Southern Cal.	1969	Miner, Tom [E], Tulsa	1958
Maddox, Tommy [QB], UCLA	2001-05	McCarthy, John [B], St. Francis	1944	Mingo, Gene [K] no college	1969-70
Madison, Anthony [CB], Alabama	2006-11	McClair, Jack [E], Bethune-Cookman	1955-60	Minini, Frank [B], San Jose State	1949
Magac, Mike [G], Missouri	1965-66	McCloud, Ray-Ray [WR], Clemson	2020-21	Mitchell, Mike [S], Ohio	2014-17
Magulick, George [B], St. Francis	1944	McClung, Willie [T], Florida A&M	1955-57	Minter, Michael [DT], North Texas State	1987
		McCombs, Glenn [TE], Central Florida	1986-87	Moats, Arthur [LB], James Madison	2014-17



● Steelers combined with Philadelphia Eagles ○ Steelers combined with Chicago Cardinals.

Steelers All-Time Roster

Morgan, Quincy [WR], Kansas State	2005	Oliver, Clarence [DB], San Diego State	1969-70	Pierre, James [CB], Florida Atlantic	2020-23
Moriarty, Tom [S], Bowling Green	1970	Ollison, Qadree [RB], Pitt	2023	Pierre, John [E], Pitt	1945
Morrall, Earl [QB], Michigan State	1957-58	Olisavsky, Jerry [LB], Pitt	1989-97	Pillath, Roger [T], Wisconsin	1966
Morris, Byron "Bam" [RB], Texas Tech	1994-95	Olsen, Eric [C], Notre Dame	2013	Pine, Ed [LB], Utah	1965
Morris, John [B], Oregon	1960	Olszewski, Al [E], Penn State & Pitt	1945	Pinney, Ray [OL], Washington	1976-78, 80-82, 85-87
Morse, Steve [RB], Virginia	1985	Olszewski, Gunner [WR], Bemidji State	2022-23	Pirro, Rocco [G], Catholic U.	1940-41
Moser, Rick [RB], Rhode Island	1978-79, 81-82	O'Malley, Joe [E], Georgia	1956-56	Pittman, Mel [C], Hardin-Simmons	1935
Mosher, Clure [C], Louisville	1942	O'Neil, Bob [G], Notre Dame	1956-57	Plattaus, George [E], Duquesne	1938-41
Mosley, Norm [B], Alabama	1948	Oniskey, Dick [G], Chattanooga	1955	Pokorny, Frank [WR], Youngstown State	1985
Moss, Paul [E], Purdue	1933	Opfar, Dave [DE/NT], Penn State	1987	Polamalu, Troy [S], Southern Cal.	2003-14
Motley, Marion [B], Nevada	1955	Orlando, Bo [S], West Virginia	1998	Pollard, Frank [RB], Baylor	1980-88
Mott, Norm [B], Georgia	1934	Orr, Jim [E], Georgia	1958-60	Pope, Leonard [TE], Georgia	2012
Moye, Derek [WR], Penn State	2013	Ortmann, Chuck [QB], Michigan	1951	Popovich, John [B], St. Vincent	1944 ^o , 45
Mularkey, Mike [TE], Florida	1989-91	O'Shea, Terry [TE], California (PA)	1989-90	Porter, Joey [LB], Colorado State	1999-06
Mulleneaux, Lee [C], Northern Arizona	1935-36	Oswald, Paul [C], Kansas	1987	Porter Jr., Joey [CB], Penn State	2023
Mullins, Gerry [G/OT], Southern Cal.	1971-79	Owens, Darrick [WR], Mississippi	1992	Postus, Al [B], Villanova	1945
Mundy, Ryan [S], West Virginia	2009-12			Poteat, Hank [CB], Pitt	2000-02
Murley, Dick [T], Purdue	1956			Pottios, Myron [LB], Notre Dame	1961-65
Murphy, Tyler [WR/QB], Boston College	2015			Potts, Bill [B], Villanova	1934
Murray, Earl [G], Purdue	1952			Porter, Ernest [QB], Texas Southern	1976-77
Musulin, George, Pitt	1938			Pouncey, Maurkice [C], Florida	2010-20
Myslinski, Tom [OL], Tennessee	1996-97, 2000			Pourdanesh, Shar [T], Nevada	1999-00

N

Nagler, Gern [E], Santa Clara	1959	Palele, Si'ulagi [G], Nevada-Las Vegas	1993		
Naiota, John [B], St. Francis	1942, 45	Palko, Tyler [QB], Pittsburgh	2009		
Nardi, Dick [B], Ohio State	1939	Palmer, Michael [TE], Clemson	2013-14		
Neal, Keanu [S], Florida	2023	Palmer, Tom [T], Wake Forest	1953-54		
Nelson, Bill [QB], Southern Cal.	1963-67	Papach, George [B], Purdue	1948-49		
Nelson, Darrell [TE], Memphis State	1984-85	Parker, Frank [DT], Oklahoma State	1968-69		
Nelson, David [WR], Florida	2015	Parker, Willie [RB], North Carolina	2004-09		
Nelson, Edmund [NT/DE], Auburn	1982-87	Parquet, Jeremy [OL], Southern Miss	2007-08		
Nelson, Steven [CB], Oregon State	2019-20	Parrish, James [OL], Temple	1995		
Nery, Carl [G], Duquesne	1940-41	Paschell, Bill [B]	1940		
Newberry, Tom [G], Wisconsin-La Crosse	1995	Pascka, Gordon [G], Minnesota	1943		
Newsome, Harry [P], Wake Forest	1985-89	Pastin, Frank [G], Waynesburg	1942		
Nicolai, Armand [T/K], Duquesne	1934-42	Patrick, John [B], Penn State	1941, 45-46		
Nichols, Allen [B], Temple	1945	Patterson, Bill [QB], Baylor	1940		
Nicholas, Bob [T], Stanford	1965	Paulson, David [TE], Oregon	2012-13		
Nickel, Elbie [TE], Cincinnati	1947-57	Pavia, Ralph [G], Dayton	1947		
Nickerson, Hardy [LB], California	1987-92	Pavok, Stonko [G], Idaho	1939-40		
Nicksich, George [G], St. Bonaventure	1950	Paxson, Scott [DT], Penn State	2008		
Nisby, John [G], Pacific	1957-61	Pead, Isaiah [RB], Cincinnati	2015		
Nix, Kent [QB], TCU	1967-69	Peaks, Clarence [B], Michigan State	1964-65		
Nix, Roosevelt [FB], Kent State	2015-19	Pearson, Barry [WR], Northwestern	1972-73		
Nixon, Mike [B], Pitt	1935	Pearson, Preston [B], Illinois	1970-74		
Nkwenti, Mathias [OT], Temple	2001-03	Pegram, Eric [RB], North Texas State	1995-96		
Noble, Leo [G], Penn State	1948-49	Pense, Leon [QB], Arkansas	1945		
Nofsinger, Terry [QB], Utah	1961-64	Perko, John [G], Duq.	1937-40, 44 ^o , 45-47		
Noppenberg, John [B], Miami	1940-41	Perry, Darren [FS], Penn State	1992-98		
Norwood, Tre [DB], Oklahoma	2021-22	Perry, Lowell [B], Michigan	1956		
Nosich, John [T], Duquesne	1938	Petchel, John [QB], Duquesne	1945		
Nua, Shaun [DE], BYU	2005	Petersen, Ted [OT/C], E. Illinois	1977-83, 87		
Nutter, "Buz" [C], VPI	1961-64	Peterson, Todd [K], Georgia	2002		
Nuzum, Jerry [B], New Mex. A&M	1948-51	Peterson, Patrick [CB], LSU	2023		

O

O'Brien, Fran [T], Michigan State	1966-68				
O'Brien, John [E], Florida	1954-56				
Odeli, Mel [B], Duquesne	1944 ^o , 45				
Odum, Henry [RB], South Carolina State	1983				
O'Donnell, Neil [QB], Maryland	1990-95				
Oehler, John [C], Purdue	1933-34				
Oehlerich, John [B], St. Ambrose	1938				
Ogunjobi, Larry [DT], Charlotte	2022-23				
Okobi, Chukky [C/G], Purdue	2001-06				
Okorafor, Chukwuma [OT], Western Mich.	2018-23				
O'Leary, Dan [TE], Notre Dame	2002				
Oldham, Chris [CB], Oregon	1995-99				
Oldham, Ray [DB], MTSU	1978				
Olejniczak, Stan [T], Pitt	1935				



JOE PORTER

Steelers All-Time Roster

Reed, Jeff [K], North Carolina	2002-10	Ross, Oliver [OL], Iowa State	2000-04	Sebastian, Mike [B], Pitt	1995
Reed, Malik [LB], Nevada	2022	Rossum, Allen [PR/KR/CB], Notre Dame	2007	Seigler, Richard [LB], Oregon State	2006
Reeder, Dan [RB], Delaware	1986, 87	Rostovsky, Pete [OT], Connecticut	1984-86	Seitz, Warren [TE], Missouri	1986
Reese, Jerry [DE], Kentucky	1988	Rouen, Tom [P], Colorado	2002	Semes, Bernard [B], Duquesne	1944 ◊
Reger, John [LB], Pitt	1955-63	Rowe, Eric [S], Utah	2023	Sensabaugh, Coty [CB], Clemson	2017-18
Reid, Willie [WR], Florida State	2006-07	Rowley, Bob [LB], Virginia	1963	Sepulveda, Daniel [P], Baylor	2007-11
Renfro, Will [G], Memphis State	1960	Rowser, John [DB], Michigan	1970-73	Sesumalo, Isaac [OL], Oregon State	2023
Repko, Joe [T], Boston College	1946-47	Royals, Mark [P], Appalachian State	1992-94	Seaton, Brent [DB], Elon	1977
Retkofsky, Jared [LS], TCU	2008-09	Roye, Orpheus [DE], Florida State	1996-99, 08	Shabazz, Al-Haji [CB], West Chester (PA)	2016
Reutershahn, Randy [WR], Pitt	1978	Rozzell, Aubrey [LB], Delta State	1957	Shaffer, George [B], Washington & Jefferson	1933
Reutt, Ray [E], VMI	1943 •	Rucinski, Ed [E], Indiana	1944 ◊	Shanklin, Ron [WR], North Texas State	1970-74
Reynolds, Billy [B], Pitt	1958	Rudolph, Mason [QB], Oklahoma State	2019-21, '23	Sharp, Rick [T], Washington	1970-71
Reynolds, Jim [B], Oklahoma A&M	1946	Ruff, Guy [LB], Syracuse	1982	Shaw, Bobby [WR], California	1998-01
Rhodes, Don [T], W & J	1933	Ruple, Ernie [T], Arkansas	1968-69	Shazier, Ryan [LB], Ohio State	2014-17
Ribble, Loran [G], Hardin-Simmons	1934-35	Rush, Darius [CB], South Carolina	2023	Sheffield, Chris [CB], Albany State	1986-87
Ridley, Stevan [RB], Louisiana State	2017-18	Russell, Andy [LB], Missouri	1963, 1966-76	Shell, Donnie [SS], South Carolina State	1974-87
Richards, Perry [E], Detroit	1957	Russell, Gary [RB], Minnesota	2007-08	Shelton, Richard [CB], Liberty	1990-93
Richardson, Daryl [RB], Abilene Christian	2016	Ryan, Ed [E], St. Mary's (Cal.)	1948	Shepard, Charles [B], North Texas State	1956
Richardson, Huey [LB/DE], Florida	1991	S		Sheriff, Stan [LB], Cal. Polytech	1954
Richardson, Terry [RB], Syracuse	1996	Sader, Steve [B] no college	1943 •	Sherman, Alex [QB], Brooklyn	1943 •
Richmond, Rock [DB], Oregon	1987	Sadowski, Troy [TE], Georgia	1997-98	Sherman, Bob [B], Iowa	1964-65
Ricketts, Tom [OT], Pitt	1989-91	Salata, Paul [E], Southern Cal.	1950-51	Shields, Burrell [B], John Carroll	1954
Riemersma, Jay [TE], Michigan	2003-04	Sample, John [B], Maryland State	1961-62	Shields, Scott [S], Weber State	1999-00
Rienstra, John [G], Temple	1986-90	Samuel, Don [B], Oregon State	1949-50	Shiner, Dick [QB], Maryland	1968-69
Riffle, Dick [B], Albright	1941-42	Samuels, Jaylen [RB], NC State	2018-20	Shipkey, Jerry [B], UCLA	1948-52
Riley, Avon [LB], UCLA	1987	Samuelson, Carl [T], Nebraska	1948-51	Shorter, Jim [B], Detroit	1969
Riley, Cameron [DB], Missouri	1987	Sanchez, Lupe [CB/KR], UCLA	1988-88	Shugarts, Bret [DE], Indiana (PA)	1987
Riley, Elijah [S], Army	2022-23	Sandberg, Sigurd [T], Iowa Wesleyan	1935-37	Shurtz, Hubert [T], LSU	1948
Rivera, Gabe [DT], Texas Tech	1983	Sandefur, Dick [B], Purdue	1936-37	Shy, Don [B], San Diego State	1967-68
Rizzo, Tony, Duquesne	1938	Sanders, Chuck [RB], Slippery Rock	1988-87	Simerson, John [T], Purdue	1958
Roberts, John [B], Georgia	1934	Sanders, Emmanuel [WR], SMU	2010-13	Sims, Tracy [LB], Texas Christian	1989
Roberts, Elandon [LB], Houston	2023	Sanders, John [G], SMU	1940-42	Simington, Milt [B], Arkansas	1942
Robinson, Adrian [LB], Temple	2012	Sandig, Curt [B], St. Mary of Texas	1942	Simmons, Jason [CB], Arizona State	1998-01
Robinson II, Allen [WR], Penn State	2023	Sandusky, Mike [G], Maryland	1957-65	Simmons, Jerry [WR], Bethune-Cookman	1965-66
Robinson, Ed [LB], Florida	1994	Sapp, Theron [B], Georgia	1963-65	Simmons, Kendall [G], Auburn	2002-08
Robinson, Gil [E], Catawba	1933	Saul, Bill [LB], Penn State	1964, 66-68	Sims, Bob [E], Rutgers	1962
Robinson, Jack [T], N.E. Missouri State	1938	Saumer, Sylvester [B], St. Olaf	1934	Simon, John [LB], Ohio State	2021
Robinson, Mark [LB], Mississippi	2022-23	Saunders, Wesley [TE], South Carolina	2011	Simmons, Jack [B], Florida	1961-62
Robnett, Marshall [C], Texas A&M	1944 ◊	Scates, Charles [B], Indiana	1960-61	Simpson, Tim [G/C], Illinois	1994
Rodak, Mike [B], Western Reserve	1942	Scates, Tegray [LB], Toledo	2020-21	Sims, Darryl [DE], Wisconsin	1985-86
Rodenhauser, Mark [LS/C], Illinois State	1998	Scarbath, Jack [QB], Maryland	1956	Sims, Steven [WR], Kansas	2021-22
Rodgers, John [TE], Louisiana Tech	1982-84	Scherer, Bernard [E], Nebraska	1939	Sinkovitz, Frank [C], Duke	1947-52
Roethlisberger, Ben [QB], Miami (OH)	2004-21	Schiechl, John [C], Santa Clara	1941-42	Sirochman, George [G], Duquesne	1942
Rogel, Fran [B], Penn State	1950-57	Schmidt, John [C], Carnegie Tech	1940	Sites, Vince [E], Pitt	1936-37
Rogers, Cullen [B], Texas A&M	1946	Schmitz, Bob [LB], Montana State	1961-66	Skansi, Paul [WR], Washington	1983
Rogers, Eli [WR], Louisville	2015-16, 2018	Schneck, Mike [LS], Wisconsin	1999-04	Skladany, Joe [E], Pitt	1934
Rorison, Jim [T], Southern Cal.	1938	Schnelker, Bob [E], Bowling Green	1961	Skorich, Nick [G], Cincinnati	1946-48
Rosepink, Marty [G], Pitt	1947	Schobert, Joe [LB], Wisconsin	2021	Skoronski, Ed [E], Purdue	1935-36
		Schuelke, Karl [B], Wisconsin	1939	Skulos, Mike [G], Washington & Jefferson	1938
		Schultz, Eberle [G], Oregon State	1941-42	Slater, Walt [B], Tennessee	1947
		Schwartz, Elmer [B], Wash. State	1933	Sloman, Sam [K], Miami (OH)	2021
		Schweder, John [G], Penn	1951-55	Small, Fred [LB], Washington	1985
		Scobie, Josh [K], Louisiana Tech	2015	Smallwood, Wendell [RB], West Virginia	2020
		Scoinc, Glenn [WR], Indiana	1973	Smaltz, Joe [RB], John Carroll	1960-62
		Scott, Wilbert [LB], Indiana	1961	Smith, Aaron [DE], Northern Colorado	1999-11
		Scott, Chad [CB], Maryland	1997-04	Smith, Anthony [S], Syracuse	2006-08
		Scott, Chris [OT], Tennessee	2010-11	Smith, Ben [E], Alabama	1934-35
		Scott, Delontae [LB], SMU	2021	Smith, Billy Ray [T], Arkansas	1958-60
		Scott, Jonathan [OT], Texas	2010-11	Smith, Bob [B], North Texas State	1966
		Scott, Trent [OT], Grambling	2022	Smith, Dave [WR], Indiana (PA)	1970-72
		Scudero, Joe [B], San Francisco	1960	Smith, Jim [WR], Michigan	1977-82
		Seabaugh, Todd [LB], San Diego State	1984	Smith, Kevin [S], Rhode Island	1991
		Seabright, Charles [QB], West Virginia	1946-50	Smith, Laverne [RB], Kansas	1977
		Seats, Ray [DE], no college	1994-95	Smith, Marvel [OT], Arizona State	2000-08
		Searcy, Leon [OT], Miami (FL)	1992-95	Smith, Ron [QB], Richmond	1966
		Sears, Vic [T], Oregon State	1943 •	Smith, Steve [E], Michigan	1962
				Smith, Stu [QB], Bucknell	1937-38



JUJU SMITH-SCHUSTER

- Steelers combined with Philadelphia Eagles
- ◊ Steelers combined with Chicago Cardinals.

Steelers All-Time Roster

Smith, Truett [QB], Wyoming & Mississippi St.	1950-51	Sutton, Cameron [CB], Tennessee	2017-22	U		
Smith, Warren [T], Kansas Wes.	1948	Sutton, Ricky [DL], Auburn	1993			
Smith-Schuster, Juju [WR], Southern Cal.	2017-21	Swain, John [CB], Miami (FL)	1985-86		Urbik, Kraig [G], Wisconsin	2009
Snell, Ray [OT], Wisconsin	1984-85	Swann, Lynn [WR], Southern Cal.	1974-82	V		
Snell Jr., Benny [RB], Kentucky	2019-22	Sweed, Limas [WR], Texas	2008-10			
Snow, David [C/G], Texas	2013	Sweeney, Calvin [WR], Southern Cal.	1980-87		Valentine, Zack [LB], East Carolina	1979-81
Snyder, Bill [G], Ohio U.	1934-35	Switzer, Ryan [WR], North Carolina	2018-19		Van Dyke, Bruce [G], Missouri	1967-73
Sodaski, John [DB], Villanova	1970	Sweeney, Jim [C], Pitt	1996-99		Van Dyke, DeMarcus [CB], Miami	2012
Soleau, Bob [LB], William & Mary	1964	Syndor, Willie [WR/KR], Syracuse	1982		Vannett, Nick [TE], Ohio State	2019
Solomon, Ariel [G/OT], Colorado	1991-95	Sylvester, Stevenson [LB], Utah	2010-13		Varrichione, Frank [T], Notre Dame	1955-60
Somers, George [T], LaSalle	1941-42	Szot, Walter [T], Bucknell	1949-50		Vaughan, John [QB], Indiana (PA)	1933-34
Sorce, Ross [T], Georgetown	1945			T	Veals, Elton [RB], Tulane	1984
Sortet, Wilbur [E], West Virginia	1933-40	Ta'amu, Alameda [NT], Washington	2012		Veasey, Craig [DL], Houston	1990-91
Souchak, Frank [E], Pitt	1939	Tanguay, Jim [B], NYU	1963		Velasco, Fernando [C/G], Georgia	2013
Spaeth, Matt [TE], Minnesota	2007-10, 2013-15	Tarasovic, George [E], LSU	1952-53, 56-63		Ventrone, Ross [S], Villanova	2014-15
Spann, Chad [RB], Northern Illinois	2012	Tate, Ben [RB], Auburn	2014		Vick, Mike [QB], Virginia Tech	2015
Spence, Sean [LB], Miami	2012-15, 17	Tatum, Jesse [E], North Carolina State	1938		Victorian, Josh [CB], Louisiana Tech	2012
Spencer, Todd [RB], Sothern Cal.	1985-88	Taylor, Ike [CB], Louisiana-Lafayette	2003-14		Vidoni, Vic [E], Duquesne	1935-36
Spillane, Robert [LB], Western Mich.	2019-22	Taylor, Jim [LB], Baylor	1956		Villanueva, Alejandro [OT], Army	2015-20
Spinks, Jack [G], Alcorn A&M	1952	Taylor, Mike [T], Southern Cal.	1968-69		Vincent, Keydrick [G], Mississippi	2001-04
Spizak, Charley [QB], Carnegie Tech	1938	Tepe, Lou [C], Duke	1953-55		Vincent, Shawn [CB], Akron	1991
St. Pierre, Brian [QB], Boston College	2003-04, 06-07	Terry, Nat [CB], Florida State	1978		von Oelhoffen, Kimmo [DL], Boise State	2000-05
Staat, Jeremy [DE], Arizona State	1998-00	Tesser, Ray [E], Carnegie Tech	1933-34		Voss, Lloyd [T], Nebraska	1966-71
Staggers, Jon [WR], Missouri	1970-71	Tharpe, Larry [OT], Tennessee State	2000		Vrabel, Mike [LB], Ohio State	1997-00
Stal, Brenden [GB], Nebraska	1995-99	Thelwell, Ryan [WR], Minnesota	1999	W		
Staley, Duce [RB], South Carolina	2004-06	Thigpen, Yancey [WR], Winston-Salem State	1992-97		Wade, Bob [DB], Morgan State	1968
Stallworth, John [WR], Alabama A&M	1974-87	Thomas, Ben [DE/DT], Auburn	1988		Wade, Tom [QB], Texas	1964-65
Stanley, Ron [LB], Michigan State	2006	Thomas, Cam [DT], North Carolina	2014-15		Wager, Clint [E], St. Mary's Minn.	1944
Stanton, John [B], N.C. State	1961	Thomas, Clendon [B], Oklahoma	1962-68		Wagner, Mike [S], Western Illinois	1971-80
Stapleton, Damell [G/C], Rutgers	2007-09	Thomas, J.T. [CB/S], Florida St.	1973-77, 79-81		Walden, Bob [P], Georgia	1968-77
Stark, Pat [B], Syracuse	1954-56	Thomas, Shamarko [S], Syracuse	2013-16		Walker, Mykal [LB], Fresno State	2023
Stark, Rohn [P], Florida State	1995	Thomas, Matthew [LB], Florida State	2013-18		Walker, Sammy [CB], Texas Tech	1991-92
Starks, Max [T], Florida	2004-12	Thompson, Clarence [B], Minnesota	1937-38		Wallace, Cody [G], Texas A&M	2013-16
Starret, Ben [B], St. Mary's of California	1941	Thompson, Donnell [LB], Wisconsin	2000		Wallace, Levi [CB], Alabama	2022-23
Station, Larry [LB], Iowa	1986	Thompson, Leroy [RB], Penn State	1991-93		Wallace, Mike [WR], Mississippi	2009-12
Stautner, Ernie [T], Boston College	1950-63	Thompson, Tommy [QB], Tulsa	1940		Wallace, Ray [RB], Purdue	1989
Steed, Joel [NT], Colorado	1992-99	Thompson, Trenton [S], San Diego State	2023		Wallace, Rian [LB], Temple	2005-06
Steele, James [B], Washington	1943	Thompson, Weegie [WR], Florida State	1984-89		Walsh, Bill [C], Notre Dame	1949-55
Steuherer, Ron [B], Colorado State	1960-64	Thornton, Sidney [RB], Northwestern La.	1977-82		Walton, L.T. [DE], Central Michigan	2015-18
Stenger, Brian [LB], Notre Dame	1969-72	Thurbon, Bob [B], Pitt	1943	44	Ward, Hines [WR], Georgia	1998-11
Stenn, Paul [T], Villanova	1947	Tiller, Morgan [E], Denver	1945		Warren, Buist [B], Tennessee	1945
Stephens, Jamain [OT], North Carolina A&T	1996-98	Timmons, Lawrence [LB], Florida State	2007-16		Warren, Greg [LS], North Carolina	2005-16
Stephens-Howling, LaRod [RB], Pittsburgh	2013	Tinsley, Sid [B], Clemson	1945		Warren, Jaylen [RB], Oklahoma State	2022-23
Steward, Denn [B], Ursinus	1943	Titus, George [C], Holy Cross	1946		Warren, Xavier [DE/DT], Tulsa	1987
Stewart, Kordell [QB], Colorado	1995-02	Titus, Slias [E], Holy Cross	1945		Washington, Anthony [CB], Fresno State	1981-82
Stingily, Byron [OT], Louisville	2015	Todman, Jordan [RB], Connecticut	2015		Washington, Clarence [DT], Ark. Pine Bluff	1969-70
Stock, John [E], Pitt	1956	Toews, Loren [LB], California	1973-83		Washington, Darnell [TE], Georgia	2023
Stock, Mark [WR], Virginia Military	1989	Tomasetti, Lou [B], Bucknell	1939-40		Washington, Dewayne [CB], N.C. State	1998-03
Stofko, Ed [B], St. Francis	1945	Tomasic, Andy [B], Temple	1942-46		Washington, James [WR], Oklahoma State	2018-21
Stone, Dwight [WR/RB/KR], MTSU	1987-94	Tomczak, Mike [QB], Ohio State	1993-99		Washington, Nate [WR], Tiffin	2005-08
Stoudt, Cliff [QB], Youngstown State	1977-83	Tomlinson, Dick [G], Kansas	1950-51		Washington, Robert [OT], Alcorn State	1987
Stough, Glen [T], Duke	1945	Tommons, Clarence [B], Wisconsin	1938-39		Washington, Sam [CB], Miss. Val. State	1982-85
Stowe, Tyrone [LB], Rutgers	1987-90	Tosi, John [B], Niagara	1939		Watkins, Tom [B], Iowa State	1968
Strand, Eli [G], Iowa State College	1966	Totten, Erik [S], Western Washington	2002		Watson, Allen [K], Newport (Wales)	1970
Strom, Rick [QB], Georgia Tech	1989-93	Toussaint, Fitzgerald [RB], Michigan	2015-17		Watson, Sid [RB], Northeastern	1955-57
Strosser, Walter	1942	Townsend, Deshea [CB], Alabama	1998-2009		Watson, Terrell [RB], Azusa Pacific	2012
Struger, George [TE], Washington	1962	Tracy, Tom [B], Tennessee	1958-63		Watt, Derek [FB], Wisconsin	2010-27
Strutt, Art [B], Duquesne	1935-36	Trott, Dave [PK], Pitt	1981, 87		Watt, T.J. [LB], Wisconsin	2017-23
Stryzinski, Dan [P], Indiana	1990-91	Trubisky, Mitch [QB], North Carolina	2022-23		Watts, Armon [DT], Arkansas	2023
Strzelczyk, Justin [OT], Maine	1990-99	Tsoutsouvas, Lou [C], Stanford	1938		Webb, B.W. [CB], William & Mary	2014
Stuivants, Russell [S], Youngstown State	2003-05	Tuggle, Anthony [CB/S], Nicholls State	1985, 87		Webster, Elrnado [LB], Rutgers	1992
Suhey, Steve [G], Penn State	1948-49	Tuitt, Stephen [DE], Notre Dame	2014-20		Webster, George [LB], Michigan State	1972-73
Sulima, George [E], Boston U.	1952-54	Tuman, Jerame [TE], Michigan	1999-06		Webster, Mike [C], Wisconsin	1974-88
Suisham, Shaun [K], Bowling Green	2010-15	Turk, Dan [C], Wisconsin	1985-86		Weed, Thurlow [K], Ohio State	1955
Sullivan, Chandon [CB], Georgia State	2023	Turley, John [QB], Ohio Wesleyan	1935-36		Weinberg, Henry [G], Duquesne	1934
Sullivan, Chris [DE], Boston College	2000	Turner, Trai [G], LSU	2021		Weinstock, Izzy [B], Pitt	1937-38
Sullivan, Frank [C], Loyola (New Orleans)	1940	Tuszka, Derek [LB], North Dakota State	2021		Weisenbaugh, Henry [B], Pitt	1935
Sullivan, Robert [B], Holy Cross Iowa	1947	Tyiski, Rich [G], Utah State	2000-01		Wells, Billy [B], Michigan State	1957
Summers, Frank [RB], UNLV	2009	Tyrell, Tim [RB], Northern Illinois	1989		Wendick, Joe [E], Oregon State	1941
Sutherland, Don [B], Ohio State	1959-60					

● Steelers combined with Philadelphia Eagles ○ Steelers combined with Chicago Cardinals.

Steelers All-Time Roster

Wenzel, Ralph [E], Tulane	1942	Williams, Ray [CB], Rhode Island	1987	Woods, Rick [S/CB], Boise State	1982-86
Wenzel, Ralph [G], San Diego State	1966-70	Williams, Robert [S], Eastern Illinois	1984	Woodson, Marv [B], Indiana	1964-69
Westerman, Jamaal [LB], Rutgers	2013	Williams, Rodney [TE], UT Martin	2023	Woodson, Rod [DB/KR], Purdue	1987-96
Westfall, Ed [B], Ohio Wesleyan	1933	Williams, Sidney [LB], Southern	1969	Woodford, Donnell [CB], Clemson	1997
Wetzel, Damon [B], Ohio State	1935	Williams, Trae [CB], South Florida	2009	Worlds, Jason [LB], Virginia Tech	2010-14
Wheaton, Markus [WR], Oregon State	2013-16	Williams, Vince [LB], Florida State	2013-20	Worley, Tim [RB], Georgia	1989-91, 93
Wheeler, Ernie [B], North Dakota State	1939	Williams, Warren [RB], Miami (FL)	1988-92	Wormley, Chris [DT], Michigan	2020-22
Whelan, Tom [B], Catholic U.	1933	Williams, Willie [CB], Western Car.	1993-96, 04-05	Woudenbeg, John [T], Denver	1940-42
Whimper, Guy [OT], East Carolina	2013	Williamson, Avery [LB], Kentucky	2020	Wren, Lowe [B], Missouri	1960
White, Byron [B], Colorado	1938	Williamson, Fred [B], Northwestern	1960	Wren, Renell [DT], Arizona State	2022
White, Cody [WR], Michigan State	2021-22	Willis, Keith [DE], Northeastern	1982-87, 89-91	Wright, Anthony [QB], South Carolina	1999
White, Dwight [DE], East Texas State	1971-80	Wilson, Bill [E], Gonzaga	1938	Wright, Matthew [K], UCF	2020
White, Paul [B], Michigan	1947	Wilson, Cedrick [WR], Tennessee	2005-07	Wukits, Al [C], Duquesne	1943 • 44-45
Whyte Jr., Kerrith [RB], Florida Atlantic	2019	Wilson, Frank [TE], Rice	1982	Wydo, Frank [T], Cornell	1947-51
Wiehl, Joe [T], Duquesne	1935	Wilson, Kion [LB], South Florida	2013		
Wiggins, Paul [OT], Oregon	1997	Winfrey, Carl [LB], Wisconsin	1972	Y	
Wilburn, J. R. [WR], South Carolina	1966-70	Wing, Brad [P], LSU	2014, 23	Young, Al [WR], South Carolina State	1971-72
Wilcots, Solomon [S], Colorado	1992	Wingle, Blake [G], UCLA	1983-85	Young, Dick [B], Chattanooga	1957
Wilcox, J.J. [S], Georgia Southern	2017	Winston, Dennis [LB], Arkansas	1977-81, 85-86	Young, Theo [TE], Arkansas	1987
Will, Jack [T], Waynesburg	1946-50	Wisniewski, Stefan [OL], Penn State	2020	Young, Walter [WR], Illinois	2006
Wilkerson, Eric [RB/WR], Kent State	1989	Witherspoon, Ahkello [CB], Colorado	2021-22	Younger, Paul [B], Grambling	1958
Williams, Albert [LB], UTEP	1987	Withycombe, Mike [C], Fresno State	1991	Yurchey, John [B], Duquesne	1940
Williams, Dave [WR], Washington	1973	Witman, Jon [FB], Penn State	1996-01		
Williams, DeAngelo [RB], Memphis	2015-16	Wolf, Jim [DE], Prairie View	1974	Z	
Williams, Don [G], Texas	1941	Wolffey, Craig [G/OT], Syracuse	1980-89	Zaninelli, Silvio [B], Duquesne	1934-37
Williams, Eric [S], North Carolina State	1983-86	Wolford, Will [G/T], Vanderbilt	1996-98	Zereoue, Amos [RB], West Virginia	1999-03
Williams, Erwin [WR], Maryland State	1969	Womack, Joe [B], Los Angeles State	1962	Zgonina, Jeff [DL], Purdue	1993-94
Williams, Gerald [NT/DE], Auburn	1986-94	Woodard, Ken [LB], Tuskegee Institute	1987	Zimmerman, Leroy [QB], San Jose State	1943 •
Williams, Jerro [LB], Purdue	1989-92	Woodley, David [QB], LSU	1984-85	Zombek, Joe [E], Pitt	1954
Williams, Joe [LB], Grambling	1987	Woodley, LaMarr [LB], Michigan	2007-13	Zoppetti, Frank [B], Duquesne	1941
Williams, Joe [B], Ohio State	1939	Woodruff, Dwayne [CB], Louisville	1979-85, 87-90	Zumwalt, Jordan [LB], UCLA	2014-15
Williams, John L. [FB], Florida	1994-95	Woods, Al [DE], LSU	2011-13		
Williams, Nick [DE], Samford	2013	Woods, Donovan [LB], Oklahoma State	2008-09		

Steelers All-Time Roster

ALL-TIME Head Coaches

Coach (Years)	Overall Record **
Austin, Bill (1966-68)	11-28-3 (.298)
Bach, Joe (1935-36, 52-53)	21-27-0 (.438)
Bell, Bert (1941)	0-2-0 (.000)
Cowher, Bill (1992-06)	161-99-1 (.619)
DiMello, Luby (1934)	2-10-0 (.167)
Donelli, Aldo (1941)	0-5-0 (.000)
Douds, Forrest (1933)	3-6-2 (.364)
Kiesling, Walt (1939-40, 41-44*, 54-56)	30-55-5 (.361)
Leonard, Jim (1945)	2-8-0 (.200)
McNally, Johnny "Blood" (1937-39)	6-19-0 (.240)
Michelosen, Johnny (1948-51)	20-26-2 (.438)
Nixon, Mike (1965)	2-12-0 (.143)
Noll, Chuck (1969-1991)	209-156-1 (.572)
Parker, Raymond "Buddy" (1957-64)	51-47-6 (.519)
Sutherland, Jock (1946-47)	13-10-1 (.563)
Tomlin, Mike (2007-23)	181-110-2 (.621)
Total	712-620-23 (.534)

*Kiesling was co-head coach with Greasy Neale in 1943 (Phil-Pitt) and with Phil Handler in 1944 (Card-Pitt). ** Record includes postseason.

MIKE TOMLIN



ALL-TIME Assistant Coaches

Alexander, Gerald	2022-23	Gilbride, Kevin	1999-00	Mularkey, Mike	1996-03	Walton, Joe	1990-91
Anderson, Ken	2007-09	Gilmer, Harry	1957-60	Munchak, Mike	2014-18	Whipple, Mark	2004-06
April, Bobby	1994-95	Greene, Joe	1987-91	Neale, Greasy	•1943	Whisenhunt, Ken	2001-06
Archer, Mike	1996-02	Grimm, Russ	2001-06	Nixon, Mike	1961-65	Widenhofer, Woody	1973-83
Arians, Bruce	2004-11	Guy, John	1992-93	Olsavsky, Jerry	2010-22	Williams, Isaac	2022-24
Arth, Tom	2024	Hackett, Walter	1969-70	Ormiston, Ken	1948-50	Wilson, Kirby	2007-13
Austin, Teryl	2019-24	Haley, Todd	2012-17	Painter, Dwain	1988-91	Wray, Lud	1945
Azzanni, Zach	2024	Handler, Phil	•1944	Parilli, Babe	1971-73	Zierlein, Larry	2007-09
Bach, Joe	1935-36	Harrison, Bob	1992-93	Patrick, Frank	1948	Zook, Ron	1996-98
Baker, Matt	2024	Haslett, Jim	1997-99	Perles, George	1972-81		
Ball, Herman	1955	Hayes, Jay	1999-01	Perry, Darren	2003-06		
Bicknell, Jr., Jack	2013	Hefferle, Ernie	1965	Perry, Lowell	1957		
Blackledge, Ron	1982-91	Heinrich, Don	1966-68	Plasman, Dick	1958-61		
Bradley, Tom	2018-20	Henry, Jack	1990-91	Porter, Joey	2004-18		
Bratkowski, Bob	1999-00	Hilliard, Ike	2020-21	Radakovich, Dan	1971, 74-77		
Brazil, Dave	1989-91	Hoak, Dick	1972-06	Ramsey, Buster	1962-64		
Bridgers, John	1969	Hodgson, Pat	1992-95	Reese, Cad	1934-36		
Brooks, Jason	2023-24	Horton, Ray	2004-10	Riecke, Lou	1970-79		
Brown, Grady	2021-24	Hughes, Jed	1984-88	Roberts, Alfredo	2021-24		
Butler, Jack	1961-63	Hunter, Hal	1985-88	Robinson, Willy	2001-03		
Butler, Keith	2003-21	Jackson, Frisman	2022-23	Ronzani, Gene	1954		
Canada, Matt	2020-23	Jackson, Kenny	2001-03	Rooker, Harvey	1948		
Capers, Dom	1992-94	Jones, Amos	2007-12	Rooney, Daniel Martin	2015-17		
Carson, Bud	1972-77	Jones, Edgar	1953	Rooney, JP	1934-35		
Cherundolo, Charles	1948-57, 61	Kambui, Mateo	2024	Rust, Rod	1989		
Clements, Tom	2001-03	Keane, Tom	1965	Sarrett, Shaun	2012-20		
Coley, Max	1969-71	Kiesling, Walt	•1938-39, 41, 49-54, 57-61	Saxon, James	2014-18		
Corley, David	2022-23	Klemm, Adrian	2019-21	Sherman, Ray	1998		
Craft, Russ	1956	Kolb, Jon	1982-91	Skladany, Joseph	1947		
Curry, Aaron	2023-24	Kugler, Sean	2010-12	Skorich, Nick	1955-57		
Culley, David	1996-98	Kuharich, Joe	1946	Smith, Arthur	2024		
Daniel, James	2004-20	Lake, Carnell	2011-17	Smith, Danny	2013-24		
Davis, Robert	1951	Layne, Bobby	1964-65	Snyder, Bob	1955		
DePasqua, Carl	1968	LeBeau, Dick	1992-96, 2004-14	Sorter, Wilbur	1940		
DiMancheff, Boris	1958-59	Leonard, Jim	1942	Souchak, Frank	1946		
Dorais, Gus	1952	Lewis, Art	1960-61	Spencer, Kevin	2002-06		
Doran, Jim	1964-65	Lewis, Marvin	1992-95	Spezzaferro, John	1976		
Dotsch, Rollie	1978-81	Lewis, Tim	1995-03	Stautner, Ernie	1963-64		
Drake, Darryl	2018-19	Ligaschesky, Bob	2007-09	Stephenson, Kent	1992-00		
Dudley, Bill	1956	Mann, Richard	2013-17	Stewart, Blaine	2018-22		
Dunbar, Karl	2018-24	Martin, Denzel	2018-24	Stewart, George	1989-91		
Dungy, Tony	1981-88	McGraw, Thurman	1958-61	Stille, Ken	1959-63		
Eatman, Irv	2000	Meyer, Steve	2015-17	Sullivan, Mike	2021-24		
Erhardt, Ron	1992-95	McLaughlin, Leon	1966-68	Summer, Charley	1969-72		
Evans, Walt	1982-88	McNally, Johnny "Blood"	1936	Symmes, Matt	2018-20		
Everest, Al	2010-12	McPeak, Bill	1956-58	Taylor, Hugh	1966-68		
Faulkner, Eddie	2019-24	Meyer, Pat	2022-24	Taylor, Lionel	1970-76		
Fichtner, Randy	2007-20	Meyers, Bill	1984	Thomas, Glenn	2023		
Fitzgerald, Dennis	1982-88	Michelosen, John	1946-47	Tomsho, Matt	2021-23		
Fletcher, Tom	1966-68	Midget, Anthony	2024	Torgeson, LaVerne	1962-68		
Flores, Brian	2022	Mitchell, John	1994-2022	Uram, Paul	1972-81		
Fox, John	1989-91	Montgomery, Scottie	2010-12	Valesente, Bob	1990-91		
Fry, Bob	1969-73	Moore, Tom	1977-89	Walker, Dick	1978-81		
Furness, Steve	1992-93	Morgan, Chris	2021	Walls, Will	1962-63		
Gailey, Chan	1994-97			Walton, Frank	1947		

• Kiesling and Neale were co-head coaches of Phil-Pitt in 1943 ○ Kiesling and Handler were co-head coaches of Card-Pitt in 1944 Current coaches in bold

Steelers All-Time Jersey Numbers

00 Johnny Clement (46-48)

0 Jack Collins (62)
Johnny Clement (46-48)

1 Anthony Wright (99), Gary Anderson (82-94), Dave Trout (81), Merlyn Condit (40), Warren Heller (36), __Zehner (35)

2 Mason Rudolph (19-23), Mike Vick (15), Dennis Dixon (08-09), Brian St. Pierre (03-04, 06-07), Todd Peterson (02), Matt George (98), Jon Staggers (70-72), Bill Lajousky (36), Sigurd Sandberg (35)

3 Brad Wing (23), Dwayne Haskins (21), Landry Jones (13-17), Brian Hoyer (12), Jeff Reed (02-10), Kris Brown (99-01), Rohn Stark (95), Mark Royals (92-94), Andy Tomic (42), Bill Dudley (42), Thomas Thompson (40), Maurice Bray (35)

4 Nick Sciba (22), Jordan Berry (15-20), Byron Leftwich (08, 10-12), Tyler Palko (09), Josh Miller (96-03), Dan Stryzinski (90-91), Andy Tomic (42), Frank Bykowski (40), Mel Pittman (35)

5 Joshua Dobbs (18, 20) Bruce Gradkowski (13-15), Paul Ernster (08), David Trout (87r), Craig Colquitt (78-81, 83-84), Terry Hanratty (69-76), John Binotto (42), Henry Bruder (40), George Rado (36), Gene Augustferner (35)

6 Pressley Harvin III (21-23), Devlin Hodges (19), Shaun Suisham (10-15), Bubby Brister (86-92), Jim Elliott (67), Chester Johnson (40), Thomas Cosgrove (35)

7 Ben Roethlisberger (04-21), Pete Gonzalez (98-99), Reggie Collier (87r), Jack Kemp (57), John Lyle (56), James Finks (51-52, 54-55), Leroy Zimmerman (43), Reggie Coldagelli (40), Joseph Reznichak (35)

8 Kenny Pickett (22-23), Melvin Ingram III (21), Josh Scobee (15), Tommy Maddox (01-05), Everett Fisher (40), Joseph Yurcic (40), Albert DeLuca (35)



9 Chris Boswell (15-23), Brad Wing (14), Drew Butler (12), Daniel Sepulveda (07-11), Norm Johnson (95-98), Matt Bahr (79-80), Dick Brown (69), John Foruria (67-68), George Kiick (40), Chas Bush (35)

10 Mitch Trubisky (22-23), Ryan Switzer (18-19), Martavis Bryant (14-15, 17), Mat McBriar (13), Dennis Dixon (10-11), Santonio Holmes (06-09), Kordell Stewart (95-02), John Bruno (87r), Scott Campbell (84-86), Roy Gerela (71-78), Kent Nix (67-69), Ron Smith (66), Rudy Bukich (60-61), Dan Nolan (59), Earl Morrall (57-58), Alex Sherman (43), Russell Cotton (42), Boyd Brumbaugh (40), Byron (Whizzer) White (38), Dom Cara (37), Wayne Sandefur (36), Stan Olejniczak (35), Marv Ellstrom (35)

11 Allen Robinson III (23), Chase Claypool (20-22), Donte Moncrief (19), Justin Hunter (17-18), Markus Wheaton (13-16), Stefan Logan (09), Quincy Morgan (05), Kent Graham (00), Mike Quinn (97), Rick Strom (89-93), Jeff Quinn (82), Gene Mingo (69), Rich Badar (67), Ron Meyer (65), Howard Hartley (49-51), Norm Mosley (48), Curtis Sandig (42), John Schmidt (40), John Yurchey (40), Mike Basrak (37), Maurice Bray (36), John Valenti (35), __ Van Horn (35)

12 Terry Bradshaw (70-83), Terry Nofsinger (63-64), Jack Scarbath (56-57), Vic Eaton (55), Stan Zajdel (51), Nick Skorich (48), Dick Riffle (42), Morgan Tiller (42), William Patterson (40), Bill Davidson (37), Henry Weisenbaugh (35), Alex Rado (35)

13 Miles Boykin (22-23), James Washington (18-21), Jacoby Jones (15), Dri Archer (14-15), Jeremy Kapinos (10-11), Bill Mackrides (54), Lee Mulleneaux (36), Raymond Redding (35), Earl Harbes (35)

14 George Pickens (22-23), Ray-Ray McCloud (20-21), Tevin Jones (19), Sammie Coates (15-16), Derek Moyer (13), Limas Sweed (08-09), Tom Rouen (02), Shane Edge (96), Neil O'Donnell (90-95), Todd Blackledge (88-89), Alan Watson (70), Bill Shockley (68), Bill Nelsen (63-67), Vic Eaton (54), Ed Kissell (52-54), Lynn Chandnois (51), Ernest Bonelli (46), Joseph Maras (40), George Kase (36-37), George Nicksich (35), John Gildea (35)

15 Cody White (21-22), Demarcus Ayers (16) Justin Brown (14), Willie Reid (06-07), Bobby Shaw (98), Steve Bono (87-88), Mike Kruczek (76-79), George Izo (65), Ed Brown (62-64), Ted Laux (43), Vernon Martin (42), John Blood McNally (37), Vic Vidoni (35), Warren Heller (35)

Steelers All-Time Jersey Numbers

16 Myles Jack (23), Josh Jackson (22), Matthew Wright (20, 22), Tyler Murphy (15), Lance Moore (14), Charlie Batch (02-12), Jim Miller (94-96), Mark Malone (80-87), Neil Graff (76-77), Dock Mosley (69), Ken Hebert (68), Tommy Wade (64-65), John Green (60), Len Dawson (57-59), Dave Andruzowski (56), Gonzales Morales (47-48), Allan Donelli (42), Carroll Raborn (36-37), Clarence Janecek (35), Ben Ciccone (35)

17 Trenton Thompson (23), Deon Cain (19), Eli Rogers (16-18) Shayne Graham (13), Mike Wallace (09-12), Mitch Berger (08), Chris Gardocki (04-06), Tee Martin (00-01), Curtis Marsh (97), John Goodson (82), Joe Gilliam (72-75), Dick Shiner (68-69), Ted Marchibroda (55), Paul Held (54), Maurice Duncan (54), Gary Kerkerian (52), Joe Glamp (47-49), Joe Hogue (42), Armand Nicolai (35-37, 40), Bob Hall (35)

18 Diontae Johnson (19-23), Zach Mettenberger (16) David Gilreath (12), Walter Young (06), Mike Tomczak (93-99), Harry Newsome (85-89), Cliff Stoudt (77-83), Terry Nofsinger (61-62), Jack Stephans (59), Jack Kemp (57-58), Ted Marchibroda (55-57), Pat Brady (54), Chuck Ortmann (52), Alex Lukachik (42), Frank Sullivan (40), Max Fiske (37), Loran Ribble (35), George Rado (35)

19 Calvin Austin III (23), JuJu Smith-Schuster (17-21), Tyler Grisham (09), Andre Coleman (97), David Woodley (84-85), Maury Duncan (56), Pat Stark (56), George Somers (42), Max Fiske (37), Vic Vidoni (36), Alfred Turner (35), Thomas Johnson (35)

20 Patrick Peterson (23), Cameron Sutton (18-22), Robert Golden (17), Al-Hajj Shabazz (16), Will Allen (13-15), Baron Batch (12), Bryant McFadden (05-08, 10-11), Keenan Lewis (09), Dewayne Washington (98-03), Eric Pegram (95-96), Dwight Stone (87-94), Ernest French (82), Rocky Bleier (71-80), Paul Martha (64-69), Jack Stanton (61-62), Bill Butler (61), Jack Morris (60), Don Sutherland (59), Jack Call (59), Dick Christy (58-59), Eugene Cichowski (57-58), John Howle (56), Gene Rossi (56), Pat Stark (54), Howard Hartley (52), George Sirochman (42), Elmer Hackney (42), George Rondour (35), Wilbur Sortet (34-37, 40)

21 Darius Rush (23), Tre Norwood (21-22), Sean Davis (18-20), Joe Haden (17), Robert Golden (12-16), Mewelde Moore (08-11), Ricardo Colclough (04-06), Amos Zereoue (99-03), Bo Orlando (98), Donnell Woolford (97), Deon Figures (93-96), Richard Bell (90), Greg Lee (88), Eric Williams (83-86), Tony Dungy (77-78), Glenn Scolnick (73), Gene Mingo (70), Jim Shorter (69), Jim Bradshaw (64), Karl Karlivacz (61), Lou Levanti (51), Chuck Cherundolo (42,48), Lou Tomasetti (40), John Vaughan (35)

22 Najee Harris (21-23), Steven Nelson (19-20), Stevan Ridley (18), William Gay (07-11, 14-17), Chris Rainey (12), Duce Staley (04-06), Dee Brown (03), Hank Poteat (00-02), Terrance Joseph (98), John L. Williams (94-95), Larry Griffin (87-93), Rick Woods (82-85), Ernie Pough (76), Dick Conn (74), Bobby Layne (58-62), Richie McCabe (58), Fred Bruney (57), Lowell Lander (56), Jack Zachary (54), Harold Payne (52), Jerry Nuzum (48-49,51-52), Ralph Wenzel (42), John Klumb (40), Frank Ivy (40), Silvio Zaninelli (35-37)

23 Damontae Kazee (22-23), Joe Haden (18-21), Mike Mitchell (14-17), Felix Jones (13), Keenan Lewis (10-12), Tyrone Carter (04-09), Jason Simmons (98-01), Anthony Daigle (94-95), Sammy Walker (91-92), Tim Tyrrell (89), Spark Clark (87r), Chris Brown (83-85), Fred Bohannon (82), Mike Wagner (71-80), Bob Campbell (69), Jim "Cannonball" Butler (65-67), Bill "Red" Mack (61-63), Harold Payne (52), Joe Gasparella (51), Ed Paskey (51), Bill Pavlikowski (51), Armand Nicolai (42), John Berdelli (42), Rocco Pirro (40), John Gildea (36), ___ Oliver (35)

24 Joey Porter Jr. (23), Benny Snell Jr. (19-22), Coty Sensabaugh (17-18), Justin Gilbert (16), Doran Grant (15), Ike Taylor (03-14), Nakia Codie (00), Chris Oldham (95-99), Tim McKyer (94), Richard Shelton (91-93), Rodney Carter (88-89), Rich Erenberg (84-86), J.T. Thomas (73-81), Kenny Graham (70), Jon Henderson (68-69), Jim Bradshaw (64-65), John Sample (61-62), Bob Luna (59), Clive Bullion (59), Billy Wells (57-58), Dick Hughes (57), Henry Ford (56-57), Richie McCabe (55, 58), Russ Craft (54), Claude Hipps (52), Ed Brett (37), John Turley (36), Victor Saufley (35)

25 Eric Rowe (23), Desmond King (23), Ahkello Witherspoon (21-22), Antoine Brooks Jr. (20), Artie Burns (16-19) Brandon Boykin (15), Brice McCain (14), Ryan Clark (06-13), B.J. Tucker (03), Fred McAfee (95-98), Gary Jones (90-91, 93-94), David Arnold (89), Anthony Tuggle (85-87), Greg Best (83), Marvin Cobb (80), Ray Oldham (78), Ron Shanklin (70-74), Don Shy (67-69), Jerry Simmons (63, 66), Kraig Lofquist (65), Roy Curry (63), David Ames (60), Ray Mathews (52, 54-59), Dick Hendley (51), Jack Butler (50), John Naiota (42), Coley McDonough (40), Vince Sites (36-37), Bill Snyder (35), Ben Smith (34)

Steelers All-Time Jersey Numbers

26 Anthony McFarland (20-23), Mark Barron (19), Le'Veon Bell (13-17), Will Allen (10-12) Deshea Townsend (98-09), Rod Woodson (87-96), John Swain (85-86), Scoop Gillespie (84), Preston Pearson (70-74), John Sodaski (69), Rocky Bleier (68), Brady Keys (61-67), Joe Scudero (60), Ron Hall (59-60), Gary Glick (57-59), Lou Baldacci (56), Dewey McConnell (54-55), Art DeCarlo (54), Bill Robinson (52), Bill Holcomb (37), Ed Skoronski (36), Joe Wiehl (35), John Oehler (34)

27 Marcus Allen (18-22), J.J. Wilcox (17), Senquez Golson (16), Jonathan Dwyer (10-13), Joe Burnett (09), Anthony Smith (06-08), Willie Williams (04-05), Brent Alexander (00-03), Travis Davis (99), Willie Williams (93-96), Thomas Everett (88-91), Greg Hawthorne (79-83), Glen Edwards (71-77), Clarence Oliver (69-70), Bill Mack (65), Dick Haley (61-64), Dean Derby (57-61), Ted Wegert (57), Gary Glick (56), Lou Baldacci (56), Tad Weed (55), Jim Brandt (52-54), Fran Rogel (51), George Papach (48-49,51), John Butler (43), Dick Riffe (42), Clarence Thompson (37), Ed McDonald (36), Charles Casper (35), George Kavel (34)

28 Miles Killebrew (21-23), Mike Hilton (18-20), Sean Davis (16-17), Cortez Allen (11-15), Crezdon Butler (10), Jovon Johnson (06), Chris Hope (02-05), Ainsley Battles (00), John Jenkins (98), Alvoid Mays (95), Lupe Sanchez (86-88), Robert Williams (84), Alvin Maxson (77-78), Ocie Austin (70-71), Clendon Thomas (62-68), Henry Clement (61-62), Rex Johnston (60), Don Nikles (60), Don Bishop (59), Jim Smith (59), George Volkert (58), Dick Hughes (57), Lou Cimarolli (56), Leon Campbell (55), Ed Kissell (55), Al Brosky (54), Pat Brady (52), Tony Momsen (51), John Gruble (51), Bob Davis (48-49), Theo Doyle (40-42), Sigurd Sandberg (36-37), Chase (35)

29 Levi Wallace (22-23), Kalen Ballage (21), Kameron Kelly (19), Brian Allen (17-18), Shamarko Thomas (13-16), Ryan Mundy (09-12), Chidi Iwuoma (02-06), Lance Brown (98-99), Randy Fuller (95-97), Barry Foster (90-94), Cornell Gowdy (87-88), Ron Johnson (77-84), Brent Sexton (77), John Dockery (72-73), Fred Barry (70), Bob Hohn (65-69), Joe Smaltz (60-63), Walt Williamson (59), Lowell Lander (56), Joe Lamas (42), Don Campbell (40), Stu Smith (37), Ben Smith (35)

30 Jaylen Warren (22-23), Tegray Scales (21), James Conner (17-20), Jordan Todman (15), DeMarcus Van Dyke (12), Chad Spann (11), Roy Lewis (08), Allen Rossom (07), Chad Scott (97-04), Victor Jones (93), Frank Pollard (83-88), Larry Anderson (78-81), Terry Cole (70), Bill Asbury (66-69), Bob Harrison (64), Tom Tracy (58-63), Ed Sears (58), Stan Zajdel (52), Truett Smith (51), Vince Ragunas (49), Bill Garnaas (48), George Gonda (42), Don Looney (42), Stan Pavkov (40), Joe Cardwell (37), John Karcis (36), Norm Greeney (35)

31 Keanu Neal (23), Quincy Wilson (22), Justin Layne (19-21), Nat Berne (18), Mike Hilton (17), Ross Cockrell (15-16), Curtis Brown (11-13), Fernando Bryant (08), Mike Logan (01-06), Donnie Shell (74-87), Al Young (72), Carl Crennel (70), Ed Holler (64), C.R. Roberts (59), Larry Krutko (58), Bill Hewitt (43), Bob Masters (43), Tony Bova (42)

32 Franco Harris (72-83), Hubie Bryant (70), Ken Liberto (69), Byron McCabe (68), Joe Womack (62-63), Willie Simpson (61), Ted Wianowski (56), Charles Gauer (43), Tom Brown (42), Ben Vaznelis (42), Henry Marker (34)

33 Trey Edmunds (18-21), Fitzgerald Toussaint (15-17), Isaac Redman (10-12), Gary Russell (07-08), Russell Stuvaints (03-05), R.J. Bowers (01), Richard Huntley (98-00), Byron "Bam" Morris (94-95), Merril Hoge (87-93), Harvey Clayton (83-86), Anthony Anderson (79), John Fuqua (70-76), Walt Mitchell (69), Theron Sapp (63-65), Dick Young (58), Fran Rogel (54-57), Jerry Shipkey (51-52), George Murphy (51), Charles Seabright (48-49), Stephen Sader (43), Allan Donelli (42), Walter Lamas (42), Walter Strosser (42), George Piatukis (40), John Gildea (37), Joe Malkovich (35), Silvio Zaninelli (34)



Steelers All-Time Jersey Numbers

34 Chandon Sullivan (23), Terrell Edmunds (18-22), Cameron Sutton (17), DeAngelo Williams (15-16), Ben Tate (14), LaRod Stephens-Howling (13), Rashard Mendenhall (08-12), Verron Haynes (02-07), Tim Lester (95-98), Leroy Thompson (91-93), Walter Abercrombie (82-87), Andy Russell (66-76), Bob Soleau (64), Bob Simms (62), Charles Scales (60-61), Leo Elter (58-59), Lem Harkey (55), Paul Cameron (54), Fran Rogel (52), Hubbard Law (42), Warren Heller (34)

35 Arthur Maulet (21-22), Ross Ventrone (14-15), Josh Victorian (12), Baron Batch (11), Trae Williams (09), Corey Ivy (09), Dan Kreider (00-07), Carlos King (98), Fred McAfee (94), Deltton Hall (87-91), Ray Williams (87r), Jack Deloplaine (76-79), Steve Davis (72-74), Booth Lusteg (68), Tom Watkins (68), John Henry Johnson (60-65), Rudy Hayes (59), Paul Younger (58), Dick Young (57), Charles Shepard (56), Sam Pino (56), Tom Calvin (52, 54-55), Joe Geri (49-51), Bill Dudley (42), John Schiehl (42), Walt Kiesling (37), Ed Karp (36), John Blood McNally (34)

36 Jerome Bettis (96-05), Fred Foggie (94), David Hughes (86), Todd Spencer (84-85), Guy Ruff (82), Wentford Gaines (77), Dave Brown (75), Jim Brumfield (71), Don McCall (69), Charlie Blvins (67), Clarence Peaks (64-65), Andy Russell (64), Wilbert Scott (61), Rudy Hayes (60, 62), Marion Motley (55), Don Samuel (49-50), John Woudenberg (40, 42), Ed Karp (36-37, 40), Basilio Marchi (34)

**TROY
POLAMALU**



37 Elijah Riley (22-23), Jordan Dangerfield (16, 18-20), Mike Hilton (17), Justin King (12), Anthony Madison (06-11), Ainsley Battles (04), Carnell Lake (89-98), Kelvin Middleton (87r), Donnie Elder (86), Frank Wilson (82), Laverne Smith (77), Bill Cahill (73), Charles Beatty (69-70, 72), Bob Morgan (67), Bob Smith (66), Ken Kirk (62), Mike Henry (60-61), Bo Dickinson (59), Dale Atkinson (57-58), Marion Motley (55), Burrell Shields (54), Jack Wagner (54), Jack Spinks (52), Joe Hollingsworth (51), Henry Minarik (51), Bill McPeak (49), Ernest Steele (43), Clure Mosher (42), Mose Kelsch (34).

38 Mychal Walker (23), Jaylen Samuels (18-20), Stevan Ridley (17), John Clay (11), Carey Davis (07-09), Jon Witman (96-01), Tim Worley (89-91, 93), Rock Richmond (87r), Elton Veals (84), Sidney Thornton (77-81), Ed Bradley (72-75), Earl Gros (67-69), Mike Lind (65-66), Frank Pastin (42), John Love (34)

39 Minkah Fitzpatrick (19-23), Terrell Watson (17), B.W. Webb (14), Isaiah Green (13), Willie Parker (04-09), Erik Totten (02), Darren Perry (92-98), Rick Moser (79-82), Sidney Thornton (78), Bobby Walden (68-77), Larry Krutko (58-61), Allan Cann (58), Sid Watson (55-57), Leo Elter (54), Ed Modzelewski (52), David Bernard (42), George Dobash (42), John Perko (37, 40), Max Fiske (36), Armand Niccolai (34)

40 Blake Martinez (23), Jamir Jones (21), Tegral Scates (20), Kerrith Whyte Jr. (19), Josh Harris (14), Marshall McFadden (12), Patrick Cobbs (06), Myron Bell (94-97, 01), Stan Smagala (92), Richard Shelton (90), Eric Wilkerson (89), Dan Reeder (86-87), Anthony Corley (84), Randy Reutershan (78), Preston Carpenter (60-63), Russ Craft (54), George Hughes (51), Mike Rodak (42), Carl Nery (40), Hayden Mayhew (37), Rudy Tesser (34-35)

41 Quadree Ollison (23), Robert Spillane (19-22), Antwon Blake (13-15), Grant Mason (07), Andre Lott (06), Lee Flowers (95-02), Solomon Wilcots (92), Kevin Smith (91), Chris Sheffield (86-87), Sam Washington (82-85), Tom Moriarty (80), Nat Terry (78), Dennis Meyer (72-73), Larry Elkins (69), Bernie Wyatt (62), Earl Girard (57-58), Fred Bruney (56), Lowell Perry (56), Dick Doyle (55), Johnny Lattner (54), Tony Bova (42)

42 James Pierre (20-23), Morgan Burnett (18), DaMon Cromartie-Smith (11-12), John Kuhn (06), Myron Bell (00), Randy Cuthbert (93), Warren Williams (88-92), Dave Edwards (85-87), Anthony Washington (81-82), Dick Hoak (61-70), Lowe Wren (60), Dick Alban (56-59), Jim Hill (55), Jack Collins (52), Pat Brady (52), Joe Hollingsworth (49-51), Harry Sweesy (51), Ray Evans (48), Walter Kichefski (42), Samuel Boyd (40)

43 Troy Polamalu (03-14), George Jones (97), Steve Avery (94-95), Shawn Vincent (91), Ray Wallace (89), Earnest Jackson (87-88), Tim Harris (83), Frank Lewis (71-77), Erwin Williams (69), Glen Glass (63), Overton Curtis (61), Tom Barnett (59-60), Fay Mitchell (58), William Bowman (57), Jim Hill (55), Jack Hinkle (43)

Steelers All-Time Jersey Numbers

44 Markus Golden (23), Derek Watt (20-22), Tyler Matakevich (16-19), Isaiah Pead (15), Jamaal Westerman (13), Frank Summers (09-10), Najeh Davenport (06-08), Terry Richardson (96), D.J. Johnson (89-93), Rodney Carter (87), Henry Odom (83), Frank Pollard (80-82), Mike Collier (75-76), Lee Calland (69-72), Bob Wade (68), Bill Daniels (61-66), Bert Rechichar (60), Art Davis (58), Earl Girard (57), Vic Pollock (52), Ray Mathews (51), Dick Hensley (51), Tony Compagno (48), John Sanderson (42), Stu Smith (40), Carl Littlefield (41), Bill Breedon (37), Forrest Douds (34-35)

45 Jayrone Elliott (20), Roosevelt Nix (15-19), Leonard Pope (12), Chris Fuamatu-Ma'afala (98-02), Chuck Sanders (86-87), Russell Davis (80-83), Jim Allen (74-77), John Nice (69), Dick Compton (67-68), Ralph Felton (58), Brad Myers (57), Art Davis (56), Paul Cameron (54), Bob Cifers (47-48), Walter Kichefski (40, 42), Norm Greeney (34)

46 Christian Kuntz (21-23), Will Johnson (12-15), Arnold Harrison (05), Dante Brown (03), Troy Sadowski (97-98), Reggie Harrison (74-77), Warren Bankston (69-73), Chet Anderson (67), Frank Lambert (65-66), Phil King (64), Bob Ferguson (62-63), Bob Coronado (61), Fred Williamson (60-61), Charley Tolar (59), Billy Reynolds (58), Bill Walsh (49-51), Ed Ryan (48), Arthur Albrecht (42)

47 Ron Stanley (06), Scott Shields (99-00), Bruce Jones (87r), Cameron Riley (87), Steve Morse (85), Mel Blount (70-83), Marv Woodson (64-69), Jackie Simpson (61-62), Dick Moegle (60), Izzy Weinstock (37), Ed Matesic (36)

48 Godwin Igwebuike (23), Jamir Jones (22), Derrek Tuszka (21), Bud Dupree (15-20), Matt Cushing (00-04), A.J. Ofofiele (95), David Little (81), John Rowser (70-73), Gary Ballman (62), Leroy Reed (58), Lionel Reed (56), Joe Gasparella (48,51), Eberle Schultz (42), Jesse Quatse (34)

49 Tariq Carpenter (23), Cassius Marsh (20), Sean McHugh (08-09), Barron Miles (95), Dwayne Woodruff (79-90), Ralph Anderson (71-72), John Sodaski (70), Lou Harris (68-69), Amos Bullock (66), Bob Sherman (64-65), Ronnie Hall (59), William Bowman (57), Lynn Chandnois (52, 54-56), Charles Ortman (51), Jerry Shipkey (48-49), Bob Thurban (43)

50 Elandon Roberts (23), Malik Reed (22), Ryan Shazier (14-17), Larry Foote (02-08, 10-13), Rocky Boiman (09), Earl Holmes (96-01), Reggie Barnes (93), David Little (80-92), Darryl Knox (87r), Tom Graves (79), Jim Clack (69-77), Bill Saul (64, 66-68), John Reger (55-63), Stan Sheriff (54), Melvin Fulwiler (54), George Tarasovic (52), Al Wukits (43), Harold Hinte (42), Nick Studen (42), John Noppenburg (40)

51 Nick Herbig (23), Myles Jack (22), Trai Turner (21), Avery Williamson (20), Jayrone Elliott (19), Jon Bostic (18), Steven Johnson (16-17), Sean Spence (12-15, 17), James Farrior (02-11), Mike Jones (01), Carlos Emmons (96-99), Ed Robinson (18), Chuck Lanza (88-89), Paul Oswald (87), John Lott (87r), Dan Turk (85-86), Loren Toews (73-83), Bob Maples (71), Jim Powell (66), Ken Henson (65), Buzz Nutter (61-64)

52 Mike Webster (74-89), Jim O'Shea (71), Sid Williamson (69), Mike Connelly (68), Gene Breen (65), Jack Klotz (59), George Tarasovic (57-58), Charles Lattimer (54), Ray Graves (43)

53 Kyron Johnson (23), Kendrick Green (21-22), Maurkice Pouncey (10-20), Bruce Davis (08), Clark Haggans (00-07), Steven Conley (96-98), Bryan Hinkle (81-93), Dennis Winston (77-81), Greg Blankenship (76), Ray Pinney (76), Henry Davis (70-73), John Campbell (65-69), Ken Kirk (62), George Tarasovic (56), Theo Grabinski (40), Byron Haines (37)

54 Kwon Alexander (23), Tae Crowder (22), Ryan Anderson (22), Ulysees Gilbert (19-21), L.J. Fort (15-18), Chris Carter (11-13), Andre Frazier (07-09), Rian Wallace (05-06), Mike Schneck (99-04), Donta Jones (95-98), Hardy Nickerson (87-92), Fred Small (85), Craig Bingham (82-84, 87r), Zack Valentine (79-81), Dave LaCrosse (77), Marv Kellum (74-76), Doug Fisher (69-70), Max Messner (64-65), Val Jansante (46-51)

55 Cole Holcomb (23), Devin Bush (19-22), Arthur Moats (14-17), Stevenson Sylvester (10-13), Patrick Bailey (08-09), Marquis Cooper (07), Joey Porter (99-06), Jerry Olsavsky (90-97), Darin Jordan (88), Ken Woodard (87), Dennis Winston (85-86), Rick Donnalley (82-83), Jon Kolb (69-81), Pat Kiliorin (66), Dan James (60), Buck Grover (59), John Cenci (56), Lou Tepe (55), Tony Momsen (51), Charles Mehelich (46-51), Milt Simington (42)



Steelers All-Time Jersey Numbers


56 Alex Highsmith (20-23), Anthony Chickillo (15-19), Jordan Zumwalt (14), LaMarr Woodley (07-13), Chukky Okobi (01-06), Mike Vrabel (98-00), Patrick Scott (95-96), Rico Mack (93-94), Rob McGovern (91), Tyrone Stowe (87), Robin Cole (77-87), Ray Mansfield (68-76), Bob Rowley (63), George Tarasovic (56), Marvin Matuszak (55), Fred Broussard (55), Bill Walsh (51-52, 54), Bob Balog (49-50,51)

57 Montravius Adams Sr. (21-23), Kameron Canaday (17-20), Terence Garvin (13-15), Adrian Robinson (12), Mortty Ivy (11), Keyaron Fox (08-10), Clint Kriewaldt (03-07), John Fiala (98-02), Eric Ravotti (94-96), Jerrol Williams(90-92), Mike Merriweather (82-87), Sam Davis (67-79), Art Hunter (65), Ed Beatty (57-61), Jim Taylor (56-57), Dick Flanagan (54-55), Frank Sinkovitz (47-52)

58 Jack Lambert (74-84), Chuck Allen (70-71), Ed Pine (65), Gail Clark (63), Roger Pillath (60)

59 Todd Seabaugh (84), Jack Ham (71-82), Ray May (67-69), Lou Levanti (51-52), Paul O'Brien (51)

60 J.C. Hassenauer (20-22), Greg Warren (05-16), Oliver Ross (00), Anthony Brown (99), Mark Rodenhauser (98), Kendall Gammon (92-95), Brian Blankenship (87-91), Randy Rasmussen (86), Ben McGee (64-72), Rudy Hayes (61), Don Rohrer (60), Dale Dodrill (51-52, 54-59), Paul Salata (51), Leo Nobile (48-49), Ed Michaels (43)



61 Mason Cole (22-23), Fernando Velasco (13), Chris Scott (10), Jared Retkofsky (08-09), Sean Mahan (07), Jeff Smith (02), Tom Myslinski (00), Greg Black (95), Tim Simpson (94), Dean Caliguire (91), Charlie Dickey (87r), Blake Wingle (83-85), Tyrone McGriff (80-82), Brian Stenger (69-73), Jerry Mazzanti (67), Eli Strand (66), Fran Mallick (65), Riley Gunnels (65), Ed Meyer (60), Ted Karras (58-59), Marv McFadden (56), Marv Matuszak (55), Lou Tepe (54-55), Dick Miller (52), Gordon Paschka (43)

62 Johnny Maxey (16) Daniel McCullers (14-15), Eric Olsen (13), John Malecki (12), Justin Hartwig (08-09), Marvin Philip (06), Roger Duffy (98-01), Tom Myslinski (96-97), Todd Kalis (94), Tunch Ilkin (80-92), Jim Wolf (74-75), Ralph Welzel (66-71), Mike Sandusky (57-65), Art Michalik (55-57), Pete Ladygo (54), Dick Tomlinson (51-52), Steve Suhey (48-49)

63 Dermontti Dawson (88-00), Robert Washington (87), Pete Rostovsky (84-86), Thom Dornbrook (79), Ernie Holmes (72-77), Rod Breedlove (65-67), Art Anderson (63), Pete Perrault (62), Jim Palmer (61), John Perkins (59), Bob Dougherty (58), George Tarasovic (56), Hal Hunter (56), Al Maier (55), Bill Pearman (54), Darrell Hogan (49,51-52), Dick Mace (51)

Steelers All-Time Jersey Numbers

64 Danny Isidora (20), Doug Legursky (15), Doug Legursky (09-12), Jeff Hartings (01-06), Kenny Davidson (90-93), Jerry Reese (88), Alan Huff (87r), Edmund Nelson (82-87), Steve Furness (72-80), Chuck Hinton (64-71), John Kapele (60-62), Bill Krisher (58-59), Bill Priatko (57), Bill Michael (57), Marv Matuszak (56-57), Don Penza (56), Don Earley (56), Joe Tyrell (55), Rudy Andabaker (52-54), Bryant Meeks (47-48), Clark Goff (40), John Karcis (37)

65 Dan Moore Jr. (21-23), Jerald Hawkins (16-17, 20), Al Woods (11-13), Kraig Urbik (09), Jeremy Parquet (07-08), Rich Tylski (00-01), Alan Faneca (98-99), John Jackson (88-97), Jim Boyle (87), Ray Pinney (85-87), Tom Beasley (78-83), Lloyd Voss (66-71), Bob Nichols (65), Tom Bettis (62), John Nisby (57-61), Bob O'Neil (57), Ralph Jecha (56), Wayne Edmonds (56), George Hughes (51-52, 54-55), Louis Allen (51), John Mastrangelo (48)

66 David DeCastro (12-20), Tony Hills (08-10), Alan Faneca (98-07), Jim Sweeney (96-99), Tom Newberry (95), Siulagi Palelei (94), Donald Evans (90-93), Mark Behning (86), Ted Petersen (77-83), Bruce Van Dyke (67-73), Myron Pottios (61-63, 65), Dick Campbell (58-60), Aubrey Rozelle (57), Gerald Leahy (57), George Kennard (57), Marv Matuszak (56), John Schweder (54-55), Pete Ladygo (52), Don Samuel (49,51)

67 B.J. Finney (16-19) Wesley Johnson (14), Levi Brown (13), Kimo von Oelhoffen (00-05), Shar Pourdanesh (99), Jamain Stephens (96-98), Duval Love (92-94), Mike Hinnant (89), Gary Dunn (76, 78-87), Craig Hanneman (72-73), Clarence Washington (69-70), Dick Capp (68), Bob Schmitz (61-64, 66), Earl Butler (60), Claude Billingsley (59), John Nisby (57), Ralph Freeman (57), Jerry Jacobs (56), Nick Feher (55), George Oneskey (55), Truett Smith (52), Enio Conti (43)

68 Ryan Harris (16) Kelvin Beachum (12-15), Chris Kemoeatu (05-11), Keydrick Vincent (01-04), Shar Pourdanesh (00), Brenden Stai (95-99), Lonnie Palelei (93), Mike Withycombe (91), Lorenzo Freeman (87-90), Jeff Lucas (87), L.C. Greenwood (69-81), Mike Magac (65-66), Ron Stehower (60-64), Mike Henry (59), Bob Dougherty (58), Ed Beatty (57), Frank Palmisano (54), John Schweder (51-52), Alex Aurilio (51), Floyd Simpson (51)

69 Kevin Dotson (20-22), Brian Mihalik (16) Brian Arnfelt (13), Hebron Fangupo (12), Jamon Meredith (11), Steve McLendon (10), Jason Capizzi (07-08), Ariel Solomon (91-95), Ben Thomas (88), David Opfar (87), Gabe Rivera (83), Fred Anderson (78), Jerry Hillebrand (68-70), Buck Grover (60), Bob Stark (59), Mike Iannucci (56)

70 Ernie Stautner (51-63), Darwin Horn (51)

71 Nate Herbig (23), Joe Haeg (21), Matt Feiler (17-20), Clifton Geathers (14), David Snow (13), Chris Scott (11), Flozell Adams (10), Scott Paxson (08), Todd Fordham (03), Larry Tharpe (00), Orpheus Roye (96-99), Dan Fike (93), Tom Ricketts (89-91), Ted Petersen (87r), Emil Boures (83-84), Gordon Gravelle (72-76), Dick Arndt (67-70), Charles Bradshaw (61-66), Ken Longenecker (61), Joe Lewis (58-60), John Coyne (56), Frank Kilroy (43)

72 Trent Scott (22), Zach Banner (19-21), Cody Wallace (13-16), Jonathan Scott (10-11), Darnell Stapleton (07-09), Barrett Brooks (03-05), Wayne Gandy (99-02), Bernard Dafney (96), Leon Searcy (92-95), Buddy Aydelette (87), Ray Snell (84-85), Gerry Mullins (71-79), Joe Greene (69), Fran O'Brien (66-68), Ray Lemek (62-65), Dick Klein (61), Byron Beams (59-60), John Simerson (59), Darrell Dess (58), Bill Schmitt (58), Willie Lee (57), Sid Fournet (57), Bob Gaona (54-57), Earl Murray (52), Alex Smail (52), Paul Lea (51), Dale Dodrill (51), Red Moore (47-49), Ted Doyle (43)

73 Isaac Seumalo (23), Carlos Davis (20-22), Ramon Foster (09-19), Kendall Simmons (02-08), Chris Combs (00-01), Justin Strzelczyk (90-99), Craig Wolfley (80-89), Rick Druschel (74-75), Rick Sharp (70-71), Ernie Ruple (68-69), Ray Mansfield (63-67), Frank Atkinson (63), John Baker (62), George Balthazar (61), Will Renfro (60), Ray Fisher (59), Fran Holohan (56), Carl Holben (54), Joseph Fagan (54), Frank Letteri (52), Louis Allen (51-52), Darrell Hogan (51), Bill Cregar (48)

74 Spencer Anderson (23), Chris Hubbard (14-17), Willie Colon (06-12), Jim Jones (04), Chris Sullivan (00), Nolan Harrison (97-99), Terry Long (84-91), Mark Kirchner (83), Ray Pinney (76-82), Dave Reavis (74-75), Tom Keating (73), John Brown (67-71), Riley Gunnels (65-66), Urban Henry (64), Lou Cordileone (62-63), John Kenerson (62), George Strugar (62), George Denko (61), Frank Varrichione (55-60), John Lapsley (54), Pete Ladygo (52)

75 Joe Greene (69-81), Ken Kortas (65-69), Joe Krupa (56-64), Nick Bolkovac (54), Dick Fugler (52), Jack Gearding (52), George Hays (51), John Schweder (51), Jack Wiley (48-49)

Steelers All-Time Jersey Numbers

76 Chukwuma Okorafor (18-23), Mike Adams (12-15), Chris Hoke (01-11), Kevin Henry (93-00), Rollin Putzier (88), Jerry Quick (87), Glen Howe (85), John Banaszak (75-81), Glen Ray Hines (73), Burt Askson (71), Mike Haggerty (67, 69-70), Gene Lipscomb (61-62), Ken Longenecker (60), George Belotti (59), Bill McClung (55-58), Pete Ladygo (54-55), Don Tasotti (54), Doug Conway (52), Tom Brown (42)

77 Broderick Jones (23), Jesse Davis (22), John Leglue (21), Marcus Gilbert (11-18), Dorian Brooks (10), Sunny Harris (09), Marvel Smith (00-08), Kris Farris (99), Will Wolford (96-98), Carlton Haselrig (90-93), Jim Boyle (87-88), Mark Smith (87r), Steve August (84), Steve Courson (78-83), Charlie Davis (74-75), Mel Holmes (71-73), Mike Taylor (68-69), Dan James (61-66), Billy Ray Smith (58-60), Tom O'Brien (58), Gus Cifelli (54), Tom Palmer (54-55), John Schweder (52), Walter Szot (52), Ray Mathews (51), Bob Gage (49-50), Paul Davis (48)

78 James Daniels (22-23), Alejandro Villanueva (15-20), Guy Whimper (13), Max Starks (04-12), Mathias Nkwenti (01-03), Chris Conrad (98-99), Taase Faumui (94-95), Garry Howe (92), Tim Johnson (87-89), Mark Catano (84-85), Dwight White (71-80), Frank Parker (68-69), John Baker (63-67), Dick Loncar (60), Dave Liddick (57), John Muldowney (56), Lou Ferry (52, 54-55), George Nicksich (52), Carl Samuelson (51), Nick DeRosa (51)

79 Renell Wren (22), Rashaad Coward (21), Javon Hargrave (16-19), Byron Stingily (15-16), Trai Essex (05-11), Oliver Ross (01-04), Paul Wiggins (97), James Parrish (95), John Rienstra (86-90), Larry Brown (77-84), Larry Gagner (66-69), Lou Michaels (61-63), John Scott (60), Riley Gunnels (59), John Simerson (58), Tom Gulan (57), Dick Murley (56), Jim Emmons (56), Dick Modzelewski (55), Ernie Cheatham (54), Walter Barnes (52), Frank Wydo (47-51), Vic Sears (43)



80 Darnell Washington (23), Johnny Holton (19), Plaxico Burress (00-04, 12-13), Limas Sweed (10), Cedrick Wilson (05-07), Matt Cushing (99), Jahine Arnold (96-98), Johnnie Barnes (95), Charles Davenport (92-94), Mark Stock (89), Theo Young (87), Russell Hairston (87r), Warren Seitz (86), Frank Pokorny (85), Wayne Capers (83-84), Joe Fowlkes (60), Jack Butler (51-59), George Hays (51)

81 Zach Gentry (19-22), Jesse James (15-18), David Paulson (12-13), Arnaz Battle (10-11), Dallas Baker (08), Sean Morey (04-06), Freddie Milons (03), Marco Battaglia (02), Dan O'Leary (02), Troy Edwards (99-01), Charles Johnson (94-98), Jeff Graham (91-93), Mike Hinnant (88), Lyneal Alston (87), Darrell Nelson (84-85), Paul Skansi (83), Elbie Nickel (48-49, 51-57)

82 Dez Fitzpatrick (23), Steven Sims (22), David Johnson (16) Michael Palmer (13-14), Jamie McCoy (12), Weslye Saunders (11), Antwaan Randle El (02-05, 10), Bobby Shaw (99-01), Henry Bailey (98), Yancey Thigpen (92-97), Derek Hill (89-90), John Stallworth (74-87), Dave Williams (73), Dennis Hughes (70-71), John Hilton (65-69), Chuck Logan (64), Tom Miner (58), Bob Gunderman (57), Don Fritz (56), Ed Meadows (55), Pat Brady (55), Joe Zombek (44), Ernie Cheatham (54), Bill Pearman (54), George Hays (52), Henry Minarik (51), Bill Long (49-50)

83 Connor Heyward (22-23), Cobi Hamilton (16) Heath Miller (05-15), Chris Doering (03-04), Lenzie Jackson (01-02), Kamil Loud (00), Malcolm Johnson (99-00), David Dunn (98), Andre Coleman (98), Corey Holiday (95-97), Louis Lipps (84-91), Melvin Anderson (87), Willie Sydnor (82), Theo Bell (76-80), Barry Pearson (72-73), Don Alley (69), Mike Clark (64-67), John Brown (61), Buddy Dial (59), Dick Lucas (59), Ed Bernet (58), John Nisby (57), Leo Bigbie (57), Fred Glatz (56), Ed Bernet (55), Dewey Brundage (54), Kirk Hinderlider (54), Roger Bradford (54)

84 Antonio Brown (10-18), Joey Galloway (09), Jerame Tuman (99-07), Harold Bishop (98), Kirk Botkin (96-97), Tracey Greene (95), Walter Rasby (94), Tim Jordan (92-93), Mike Mularkey (89-91), Jeff Markland (88), Danzell Lee (87), Glenn McCombs (86-87), Chris Kolodziejcki (84), Randy Grossman (74-80), Chuck Dicus (73), Tony Jeter (66-68), Lee Folkens (65), Buddy Dial (60-63), Gern Nagler (59), R.K. Brown (59), Bill McPeak (51-52, 54-57), Larry Cabrelli (43)

Steelers All-Time Jersey Numbers

85 Eric Ebron (20), Xavier Grimble (16-19) Darrius Heyward-Bey (14), David Johnson (09-13), Nate Washington (05-08), Jay Riemersma (03-04), John Allred (02), Cory Geason (00-01), Mitch Lyons (97-99), Jonathan Hayes (94-96), Craig Keith (93), Russ Campbell (92), Terry O’Shea (89-90), Troy Johnson (88), Calvin Sweeney (80-87), Ernie Pough (76-77), Dave Davis (73), Bob Adams (69-71), Jerry Marion (67), Gary Ballman (63-66), Bob Schnelker (62), Clayton Tave (60), Don Bishop (58-59), Bill Michael (57), Joe O’Malley (55-56), Joe Zombek (54-55), Dick Hensley (52), Val Jansante (51), Fred Smith (51), Tony Bova (43)

86 Hines Ward (98-11), John Farquhar (96), Damon Mays (95), Eric Green (90-94), Preston Gothard (85-88), Ralph Britt (87r), Gregg Garrity (83-84), Jim Smith (77-82), Reggie Garrett (74-75), Glenn Scolnick (73), J.R. Wilburn (66-70), John Burrell (62-64), Len Burnett (61), Jimmie Orr (58-60), Jon Evans (58), Perry Richards (57), Bob O’Neil (56-57), Ed Meadows (55), Pat O’Donohue (55), Don Fritz (54), Tom Jelley (51-52), Charles Mehelich (51), Carl Samuelson (49,51)

87 Rodney Williams (23), Kevin Rader (20-21), Matt Spaeth (13), Tim Euhus (06), Walter Rasby (04), Mark Bruener (95-03), Craig Keith (94), Adrian Cooper (91-93), Weegie Thompson (84-89), John Rodgers (82-83), Johnny Dirden (81), Jim Mandich (78), Larry Brown (71-76), Roy Jefferson (65-69), Don Larose (64), Glen Glass (62), Harlon Hill (62), John Simko (61), Jack McClairan (55-60), Leo Davis (54)



T.J. WATT

88 Pat Freiermuth (21-23), Nick Vannett (19), Darrius Heyward-Bey (15-18), Emmanuel Sanders (10-13), Jon Dekker (07-08), Matt Kranchick (04), Terance Mathis (02), Tim Baker (01), Courtney Hawkins (97-00), Andre Hastings (93-96), Mark Didio (92), Chris Calloway (90-91), Jason Johnson (89), Joey Clinkscales (87-88), Jessie Britt (86), John Rodgers (84), Craig Dunaway (83), Lynn Swann (74-82), Dave Smith (70-72), Dick Kotite (68), Steve Smith (66), John Powers (61-65), Bob Schnelker (61), Steve Meilinger (61), Gary Chestang (61), Pete Brewster (59-60), Tom Miner (58-59), Hal Smith (58), John Stock (56), George Sulima (52, 54, 56), George Nicksich (51)

89 Gunner Olszewski (22-23), Vance McDonald (17-20), Ladarius Green (16), Matt Spaeth (14-15), Jerricho Cotchery (11-13), Matt Spaeth (07-10), Lee Mays (02-06), Will Blackwell (97-01), Ernie Mills (91-96), Charles Lockett (87-88), Bennie Cunningham (76-85), John McMakin (72-74), Marsh Cropper (67-69), Jim Kelly (64), Bobby Joe Green (60-61), Tom Barnett (59-60), Dick Lasse (58-59), Perry Richards (57), Jack O’Brien (54-57), Pat Smithwick (52), Ernie Stautner (51), Pete Barbolak (49), Tom Miller (43)

90 T.J. Watt (17-23), Ricardo Mathews (16), Steve McLendon (11-15), Thaddeus Gibson (10), Travis Kirschke (04-09), Erik Flowers (03), Justin Kurpeikis (01-02), Donnel Thompson (00), Reggie Lowe (99), Bill Johnson (95-96), Jeff Zgonina (93-94), Huey Richardson (91-92), Tyrone Stowe (87-90), Steve Apke (87), Bob Kohrs (81-85), George Webster (72-73), Dick Lasse (58), Leon Jamison (58), John Howie (56)

91 Jonathan Marshall (22), Delontae Scott (22), Stephon Tuitt (14-20), Nick Williams (13), Brandon Johnson (12), Aaron Smith (99-11), Israel Raybon (96), Kevin Greene (93-95), Craig Veasey (91), Jerrol Williams (89), Gregg Carr (85-88), Dan McBride (56)

92 Isaiahh Loudermilk (21-23), Olasunkanmi Adeniyi (18-20), James Harrison (04-12, 14-17), Hebron Fangupo (13), Jason Gildon (94-03), Elnardo Webster (92), Jerry Olsavsky (89), Michael Minter (87r), Keith Gary (83-88), Larry Aldrich (58), Dom Penza (56)



93 Mark Robinson (22-23), Joe Schobert (21), Daniel McCullers (16-19), Cam Thomas (15), Jason Worilds (11-14), Nick Eason (07-10), Rodney Bailey (06), James Harrison (02), Joel Steed (92-99), Keith Willis (81-87, 89-91), John Stock (56)

94 Armon Watts (23), Tyson Alualu (17-22), Lawrence Timmons (07-16), Chad Brown (93-96, 06), Andre Frazier (05), Rodney Bailey (01-03), Jeremy Staat (98-00), Jeff Brady (91), Albert Williams (87r), Terry Echols (84), Dick Murley (56)

95 Keanuu Benton (23), Chris Wormley (20-22), Jarvis Jones (13-16), Alameda Ta'amu (12), Corbin Bryant (11), Donovan Woods (08-09), Ryan McBean (07), Richard Siegler (06), Marquis Cooper (06), Alonzo Jackson (03-04), Mike Jones (02), Greg Lloyd (88-97), Jackie Cline (87), Xavier Warren (87), John Goodman (81-85)

96 Isaiah Buggs (19-21), L.T. Walton (15-18), Cam Thomas (14), Ziggy Hood (09-13), Orpheus Roye (08), Shaun Nua (05), Kendrick Clancy (00-04), Mike Vrabel (97), Brentson Buckner (94-96), Ricky Sutton (93), Jackie Cline (87), Anthony Henton (86, 88)

97 Cameron Heyward (11-23), Jason Worilds (10), Arnold Harrison (06-09), Kendrell Bell (01-04), Chad Kelsay (99), Rod Manuel (97-98), Ray Seals (94-96), Aaron Jones (88-92), Joe Williams (87)

98 DeMarvin Leal (22-23), Taco Charlton (21), Vince Williams (14-20), Casey Hampton (01-12), Ernie Brown (99), Oliver Gibson (95-98), Gerald Williams (86-94)

99 Larry Ogunjobi (22-23), Henry Mondeaux (20-21), Caushaud Lyons (15), Brett Keisel (02-14), Levon Kirkland (92-00), A.J. Jenkins (89-90), Darryl Sims (85-86), Avon Riley (87r), Michael Minter (87)

Steelers All-Time Draft Picks

2024 20TH OVERALL (4 OFFENSIVE, 3 DEFENSIVE)

Rd	Player	School	Pk(Overall)
1.	Troy Fautanu (OT)	Washington	20
2.	Zach Frazier (C)	West Virginia	51
3a.	Roman Wilson (WR)	Michigan	84
3b.*	Payton Wilson (LB)	North Carolina State	98
4.	Mason McCormick (G)	South Dakota State	119
6a.**	Logan Lee (DE)	Iowa	178
6b.	Ryan Watts (DB)	Texas	195

* From Philadelphia Eagles (Kenny Pickett trade)
 ** From Arizona Cardinals (Chosen Anderson trade) from Carolina Panthers (Diontae Johnson trade)

2023 14TH OVERALL (3 OFFENSIVE, 4 DEFENSIVE)

Rd	Player	School	Pk(Overall)
1.*	Broderick Jones (OT)	Georgia	14
2a.**	Joey Porter Jr. (CB)	Penn State	32
2b.	Keanuu Benton (DT)	Wisconsin	49
3.***	Darnell Washington (TE)	Georgia	93
4.****	Nick Herbig (LB)	Wisconsin	132
7a.*****	Cory Trice Jr. (DB)	Purdue	241
7b.*****	Spencer Anderson (OL)	Maryland	251

* From New England Patriots (acquired 14th pick for 17th and 120th picks)
 ** From Chicago Bears (Chase Claypool Trade)
 *** From Carolina Panthers (acquired 93rd and 132nd picks for 80th pick)
 **** From San Francisco 49ers through Carolina Panthers (acquired 93rd and 132nd picks for 80th pick)
 ***** From Minnesota Vikings (Jesse Davis Trade)
 ***** From L.A. Rams (Allen Robinson II Trade)

2022 20TH OVERALL (5 OFFENSIVE, 2 DEFENSIVE)

Rd	Player	School	Pk(Overall)
1.	Kenny Pickett (QB)	Pittsburgh	20
2.	George Pickens (WR)	Georgia	52
3.	DeMarvin Leal (DE)	Texas A&M	84
4. *	Calvin Austin III (WR)	Memphis	138
6. **	Connor Heyward (TE/FB)	Michigan State	208
	(Compensatory selection)		
7a. ***	Mark Robinson (LB)	Mississippi	156
7b.	Chris Oladokun (QB)	South Dakota State	216

* Compensatory pick
 ** Acquired via trade with Kansas City Chiefs
 *** Acquired via trade with N.Y. Jets

2021 24TH OVERALL (4 OFFENSIVE, 4 DEFENSIVE, 1 PUNTER)

Rd	Player	School	Pk(Overall)
1.	Najee Harris (RB)	Alabama	24
2.	Pat Freiermuth (TE)	Penn State	55
3.	Kendrick Green (C)	Illinois	87
4a.	Dan Moore Jr. (OT)	Texas A&M	128
4b.	Buddy Johnson (LB)	Texas A&M	140
	(Compensatory selection)		
5. *	Isaiahh Loudermilk (DE)	Wisconsin	156
6.	Quincy Roche (LB)	Miami (Fla.)	216
7a. **	Tre Norwood (DB)	Oklahoma	245
7b.***	Pressley Harvin III (P)	Georgia Tech	254

* Acquired via trade with Dallas Cowboys
 ** Acquired via trade with Miami Dolphins
 *** Acquired via trade with Baltimore Ravens

2020 49TH OVERALL (3 OFFENSIVE, 3 DEFENSIVE)

Rd	Player	School	Pk(Overall)
2.	Chase Claypool (WR)	Notre Dame	49
3.	Alex Highsmith (LB)	Charlotte	102
	(Compensatory selection)		
4a.	Anthony McFarland Jr. (RB)	Maryland	124
4b.	Kevin Dotson (OL)	Louisiana**	135
6.	Antoine Brooks (DB)	Maryland	198
7.	Carlos Davis (DT)	Nebraska	232

** Acquired via trade with Miami Dolphins

2019 20TH OVERALL (4 OFFENSIVE, 5 DEFENSIVE)

Rd	Player	School	Pk(Overall)
1.	Devin Bush (LB)	Michigan*	10
3a.	Diontae Johnson (WR)	Toledo	66
3b.	Justin Layne (CB)	Michigan State	83
4.	Benjamin Snell (RB)	Kentucky	122
5.	Zach Gentry (TE)	Michigan	141
6a.	Sutton Smith (LB)	Northern Illinois	175
6b.	Isaiah Buggs (DE)	Alabama	192
6c.	Ulysees Gilbert (LB)	Akron	207
7.	Derwin Gray (OT)	Maryland	219

* Acquired 10th pick in the first round via trade with Denver Broncos. The Steelers traded the 20th pick, second-round selection (52nd overall) and their third-round pick in 2020.

2018 28TH OVERALL (4 OFFENSIVE, 3 DEFENSIVE)

Rd	Player	School	Pk(Overall)
1.	Terrell Edmunds (S)	Virginia Tech	28
2.	James Washington (WR)	Oklahoma State	60
3a.	Mason Rudolph (QB)	Oklahoma State	76
3b.	Chuks Okorfori (OT)	Western Michigan	92
5a.	Marcus Allen (S)	Penn State	148
5b.	Jaylen Samuels (RB)	North Carolina	165
7.	Joshua Frazier (DL)	Alabama	246

2017 30TH OVERALL (4 OFFENSIVE, 4 DEFENSIVE)

Rd	Player	School	Pk(Overall)
1.	T.J. Watt (OLB)	Wisconsin	30
2.	JuJu Smith-Schuster (WR)	USC	62
3a.	Cameron Sutton (CB)	Tennessee	94
3b.	James Conner (RB)	Pittsburgh	105
	(Compensatory selection)		
4.	Joshua Dobbs (QB)	Tennessee	135
5.	Brian Allen (CB)	Utah	173
6.	Colin Holba (LS)	Louisville	213
7.	Keion Adams (LB)	Western Michigan	248

2016 25TH OVERALL (2 OFFENSIVE, 5 DEFENSIVE)

Rd	Player	School	Pk(Overall)
1.	Artie Burns (CB)	Miami (Fla.)	25
2.	Sean Davis (S)	Maryland	58
3.	Jason Hargrave (NT)	S. Carolina State	89
4.	Jerald Hawkins (OT)	LSU	123
6.	Travis Feeney (LB)	Washington	220
	(Compensatory selection)		
7a.	Demarcus Ayers (WR)	Houston	229
7b.	Tyler Matakevich (LB)	Temple	246

Steelers All-Time Draft Picks

2015 22ND OVERALL (2 OFFENSIVE, 6 DEFENSIVE)

Rd	Player	School	Pk(Overall)
1.	Bud Dupree (LB)	Kentucky	22
2.	Senquez Golson (CB)	Mississippi	56
3.	Sammie Coates (WR)	Auburn	87
4.	Doran Grant (CB)	Ohio State	121
5.	Jesse James (TE)	Penn State	160
6a.	Leterrius Walton (DE)	Central Michigan	199
6b.	Anthony Chickillo (LB)	Miami	212
<i>(Compensatory selection)</i>			
7.	Gerod Holliman (S)	Louisville	218

2014 15TH OVERALL (4 OFFENSIVE, 5 DEFENSIVE)

Rd	Player	School	Pk(Overall)
1.	Ryan Shazier (LB)	Ohio State	15
2.	Stephon Tuitt (DE)	Notre Dame	46
3.	Dri Archer (WR/RB)	Kent State	97
<i>(Compensatory selection)</i>			
4.	Martavis Bryant (WR)	Clemson	118
5a.	Shaquille Richardson (CB)	Arizona	157
5b.	Wesley Johnson (OL)	Vanderbilt	173
<i>(Compensatory selection)</i>			
6a.	Jordan Zumwalt (LB)	UCLA	192
6b.	Daniel McCullers (DL)	Tennessee	215
<i>(Compensatory selection)</i>			
7.	Rob Blanchflower (TE)	Massachusetts	230

2013 17TH OVERALL (4 OFFENSIVE, 5 DEFENSIVE)

Rd	Player	School	Pk(Overall)
1.	Jarvis Jones (LB)	Georgia	17
2.	Le'Veon Bell (RB)	Michigan State	48
3.	Markus Wheaton (WR)	Oregon State	79
4a.	Shamarko Thomas (S)	Syracuse*	111
4b.	Landry Jones (QB)	Oklahoma	115
5.	Terry Hawthorne (CB)	Illinois	150
6a.	Justin Brown (WR)	Oklahoma	186
6b.	Vince Williams (LB)	Florida State	206
<i>(Compensatory selection)</i>			
7.	Nick Williams (DT)	Samford	223

* Acquired 14th pick in the fourth round (111th overall) via a trade with Cleveland. The Steelers traded their 2014 third-round selection to Cleveland in return.

2012 24TH OVERALL (6 OFFENSIVE, 3 DEFENSIVE)

Rd	Player	School	Pk(Overall)
1.	DeCastro, David (OG)	Stanford	24
2.	Adams, Mike (OT)	Ohio State	56
3.	Spence, Sean (LB)	Miami (Fla.)	86
4.	Ta'amu, Alameda (DT)	Washington *	109
5.	Rainey, Chris (RB)	Florida	159
7a.	Clemons, Toney (WR)	Colorado	231
7b.	Paulson, David (TE)	Oregon	240
<i>(Compensatory selection)</i>			
7c.	Frederick, Terrence (CB)	Texas A&M	246
<i>(Compensatory selection)</i>			
7d.	Beachum, Kelvin (OG)	SMU	248
<i>(Compensatory selection)</i>			

* Traded original fourth-round selection (119th overall) and sixth-round selection (193rd overall) to Washington in return for the 109th overall pick

2011 31ST OVERALL (3 OFFENSIVE, 4 DEFENSIVE)

Rd	Player	School	Pk(Overall)
1.	Heyward, Cameron (DT)	Ohio State	31
2.	Gilbert, Marcus (OT)	Florida	63
3.	Brown, Curtis (CB)	Texas	95
4.	Allen, Cortez (CB)	The Citadel	128
5.	Carter, Chris (LB)	Fresno State	162
6.	Williams, Keith (OG)	Nebraska	196
7.	Batch, Baron (RB)	Texas Tech	232

2010 18TH OVERALL (5 OFFENSIVE, 5 DEFENSIVE)

Rd	Player	School	Pk(Overall)
1.	Pouncey, Maurkice (C)	Florida	18
2.	Worldis, Jason (LB)	Virginia Tech	52
3.	Sanders, Emmanuel (WR)	Southern Methodist	82
4.	Gibson, Thaddeus (DE)	Ohio State	116
5a.	Scott, Chris (OT)	Tennessee	151
5b.	Butler, Crezdon (CB)	Clemson	164
<i>(Compensatory selection)</i>			
5c.	Sylvester, Stevenson (LB)	Utah	166
<i>(Compensatory selection)</i>			
6a.	Dwyer, Jonathan (RB)	Georgia Tech	188
6b.	Brown, Antonio (WR)*	Central Michigan	195
7.	Worthington, Doug (DT)	Ohio State	242
<i>(Compensatory selection)</i>			

* Acquired the 195th selection and CB Bryant McFadden from Arizona in exchange for the Steelers' 155th overall selection.

** Pittsburgh traded its seventh-round pick (225th overall) to Tampa Bay for QB Byron Leftwich.

2009 32ND OVERALL (5 OFFENSIVE, 4 DEFENSIVE)

Rd	Player	School	Pk(Overall)
1.	Hood, Evander "Ziggy" (DE/DT)	Missouri	32
2.	Choice to Denver		
3a.	Urbik, Kraig (OG)	Wisconsin	79
<i>(Choice from Denver)</i>			
3b.	Wallace, Mike (WR)	Mississippi	84
<i>(Choice from Denver)</i>			
3c.	Lewis, Keenan (CB)	Oregon State	96
4.	Choice to Denver		
5a.	Burnett, Joe (CB)	Central Florida	168
5b.	Summers, Frank (RB/FB)	UNLV	169
<i>(Compensatory selection)</i>			
6.	Harris, Ra'Shon "Sunny" (DT)	Oregon	205
7a.	Shiple, A.Q. (C)	Penn State	226
<i>(Choice from Tampa Bay)</i>			
7b.	Johnson, David (TE)	Arkansas State	241

2008 23RD OVERALL (4 OFFENSIVE, 3 DEFENSIVE)

Rd	Player	School	Pk(Overall)
1.	Mendenhall, Rashard (RB)	Illinois	23
2.	Sweed, Limas (WR)	Texas	53
3.	Davis, Bruce (LB)	UCLA	88
4.	Hills, Tony (OL)	Texas*	130
5.	Dixon, Dennis (QB)	Oregon	156
6a.	Humpal, Mike (LB)	Iowa	188
6b.	Mundy, Ryan (S)	West Virginia	194
7.	Choice to Atlanta		

* Traded from 123rd to 130th with the N.Y. Giants. Received Giants' 6th round choice

Steelers All-Time Draft Picks

2007 15TH OVERALL (3 OFFENSIVE, 4 DEFENSIVE, 1 PUNTER)

Rd	Player	School	Pk(Overall)
1.	Timmons, Lawrence (LB)	Florida State	15
2.	Woodley, LaMarr (LB)	Michigan	46
3.	Spaeth, Matt (TE)	Minnesota	77
4a.	Sepulveda, Daniel (P)	Baylor*	112
4b.	McBean, Ryan (DE)	Oklahoma State	132
		(Compensatory selection)	
5a.	Stephenson, Cameron (OG)	Rutgers	156
5b.	Gay, William (CB)	Louisville	170
		(Compensatory selection)	
6.	Choice to Green Bay		
7.	Baker, Dallas (WR)	Florida	277

* Acquired via a trade with Green Bay for Steelers' 4th and 6th round picks.

2006 32ND OVERALL (7 OFFENSIVE, 2 DEFENSIVE)

Rd	Player	School	Pk(Overall)
1.	Holmes, Santonio (WR)	Ohio State *	25
2.	Choice to Minnesota		
3a.	Smith, Anthony (FS)	Syracuse	83
		(Choice from Minnesota)	
3b.	Reid, Willie (WR)	Florida State	95
		(Choice from Minnesota)	
4a.	Colon, Willie (OT)	Hofstra	131
		(Compensatory selection)	
4b.	Harris, Orien (DE)	Miami (Fla.)	133
		(Compensatory selection)	
5a.	Jacobs, Omar (QB)	Bowling Green	164
5b.	Davis, Charles (TE)	Purdue	167
		(Compensatory selection)	
6.	Philip, Marvin (C)	California	201
7.	Humes, Cedric (RB)	Virginia Tech	240

* Traded up to 25th from 32nd with N.Y. Giants

2005 30TH OVERALL (5 OFFENSIVE, 3 DEFENSIVE)

Rd	Player	School	Pk(Overall)
1.	Miller, Heath (TE)	Virginia	30
2.	McFadden, Bryant (CB)	Florida State	62
3.	Essex, Trai (OT)	Northwestern	93
4.	Gibson, Fred (WR)	Georgia	131
5.	Wallace, Rian (LB)	Temple	166
6.	Kemoatu, Chris (OG)	Utah	204
7a.	Nua, Shaun (DE)	Brigham Young	228
		(Choice from Carolina)	
7b.	Herron, Noah (RB)	Northwestern	244

2004 11TH OVERALL (5 OFFENSIVE, 3 DEFENSIVE)

Rd	Player	School	Pk(Overall)
1.	Roethlisberger, Ben (QB)	Miami (OH)	11
2.	Colclough, Ricardo (CB)	Tusculum *	38
3.	Starks, Max (OT)	Florida	75
4.	Choice to Indianapolis		
5.	Adibi, Nathaniel (LB)	Virginia Tech	145
6a.	Lacy, Bo (OT)	Arkansas	177
6b.	Kranichick, Matt (TE)	Penn State	194
		(Choice from St. Louis)	
6c.	Caylor, Drew (C/LS)	Stanford	197
		(Choice from New England)	
7.	Taylor, Eric (DE)	Memphis	212

* Traded up to 38th from 44th with Indianapolis

2003 27TH OVERALL (2 OFFENSIVE, 3 DEFENSIVE)

Rd	Player	School	Pk(Overall)
1.	Polamalu, Troy (S)	USC *	16
2.	Jackson, Alonzo (LB)	Florida State	59
3.	Choice to Kansas City		
4.	Taylor, Ivan "Ike" (CB)	Louisiana-Lafayette	125
5.	St. Pierre, Brian (QB)	Boston College	163
6.	Choice to Kansas City		
7.	Wall, J.T. (FB)	Georgia	242

* Traded up to 16th from 27th with Kansas City

2002 30TH OVERALL (4 OFFENSIVE, 4 DEFENSIVE)

Rd	Player	School	Pk(Overall)
1.	Simmons, Kendall (OG)	Auburn	30
2.	Randle El, Antwan (WR)	Indiana	62
3.	Hope, Chris (S)	Florida State	94
4.	Foote, Larry (LB)	Michigan	128
5.	Haynes, Verron (FB)	Georgia	166
6.	Mays, Lee (WR)	UTEP	202
7a.	Glover, LaVar (CB)	Cincinnati	212
		(Compensatory selection)	
7b.	Keisel, Brett (DE)	Brigham Young	242

2001 19TH OVERALL (3 OFFENSIVE, 4 DEFENSIVE)

Rd	Player	School	Pk(Overall)
1.	Hampton, Casey (DT)	Texas *	19
2.	Bell, Kendrick (LB)	Georgia **	39
		(Choice from New England)	
3.	Forfeited		
4.	Nkwenti, Mathias (OT)	Temple *	111
		(Choice from N.Y. Jets)	
5.	Okobi, Chukky (C/OG)	Purdue	146
6a.	Bailey, Rodney (DE)	Ohio State *	181
		(Choice from N.Y. Jets)	
6b.	Knight, Roger (LB)	Wisconsin	182
7.	Taylor, Chris (WR)	Texas A&M	218

* Traded from 16th to 19th with N.Y. Jets. Also received Jets' 4th and 6th round choices.

** Traded 50th and 112th picks to New England for their 39th pick.

2000 8TH OVERALL (4 OFFENSIVE, 5 DEFENSIVE)

Rd	Player	School	Pk(Overall)
1.	Burruss, Plaxico (WR)	Michigan State	8
2.	Smith, Marvel (DT)	Arizona State	38
3a.	Clancy, Kendrick (DE)	Mississippi	72
3b.	Poteat, Hank (CB)	Pittsburgh	77
		(Choice from Oakland)	
4.	Farmer, Danny (WR)	UCLA	103
5a.	Haggans, Clark (LB)	Colorado State	137
5b.	Martin, Tee (QB)	Tennessee	163
		(Compensatory selection)	
6a.	Combs, Chris (DT)	Duke	173
6b.	Gavadza, Jason (TE)	Kent State	204
		(Compensatory selection)	
7.	Choice to Washington		

Steelers All-Time Draft Picks

1999 13TH OVERALL (5 OFFENSIVE, 5 DEFENSIVE, 1 KICKER)

Rd	Player	School	Pk(Overall)
1.	Edwards, Troy (WR)	Louisiana Tech	13
2a.	<i>Choice to Minnesota</i>		
2b.	Shields, Scott (S)	Weber State	59
		<i>(Choice from Minnesota)</i>	
3a.	Porter, Joey (LB)	Colorado State	73
		<i>(Choice from Washington)</i>	
3b.	Farris, Kris (T)	UCLA	74
3c.	Zereoue, Amos (RB)	West Virginia	95
		<i>(Compensatory selection)</i>	
4.	Smith, Aaron (DE)	Northern Colorado	109
5a.	Tuman, Jerome (TE)	Michigan	136
		<i>(Choice from Indianapolis)</i>	
5b.	<i>Choice to Oakland</i>		
5c.	Johnson, Malcolm (WR)	Notre Dame	166
		<i>(Compensatory selection)</i>	
6.	<i>Choice to N.Y. Jets</i>		
7a.	Dingle, Antonio (DT)	Virginia	214
		<i>(Choice from San Diego)</i>	
7b.	Kelsay, Chad (LB)	Nebraska	219
7c.	Brown, Kris (K)	Nebraska	228
		<i>(Choice from Arizona)</i>	

1998 26TH OVERALL (5 OFFENSIVE, 5 DEFENSIVE)

Rd	Player	School	Pk(Overall)
1.	Faneca, Alan (G)	LSU	26
2a.	Staat, Jeremy (DE)	Arizona State	41
		<i>(Choice from Philadelphia)</i>	
2a.	<i>Choice to N.Y. Jets</i>		
3a.	Conrad, Chris (T)	Fresno State	66
		<i>(Choice from San Diego)</i>	
3b.	<i>Choice to N.Y. Jets</i>		
3c.	Ward, Hines (WR)	Georgia	92
		<i>(Compensatory selection)</i>	
4a.	Townsend, Deshea (CB)	Alabama	117
4b.	King, Carlos (RB)	North Carolina State	123
		<i>(Compensatory selection)</i>	
5a.	Simmons, Jason (CB)	Arizona State	137
5b.	<i>Choice to N.Y. Jets</i>		
6a.	Fuamatu-Ma'afala, Chris (RB)	Utah	178
6b.	Olson, Ryan (LB)	Colorado	186
		<i>(Compensatory selection)</i>	
7a.	<i>Choice to San Francisco</i>		
7b.	Rubio, Angel (DE)	Southeast Missouri State	221
		<i>(Compensatory selection)</i>	

1997 24TH OVERALL (4 OFFENSIVE, 4 DEFENSIVE)

Rd	Player	School	Pk(Overall)
1.	Scott, Chad (DB)	Maryland	24
2.	Blackwell, Will (WR)	San Diego State	53
3a.	Wiggins, Paul (T)	Oregon	82
3b.	Vrabel, Mike (DE)	Ohio State	91
		<i>(Compensatory selection)</i>	
4.	<i>Choice to Miami</i>		
5.	Jones, George (RB)	San Diego State	154
6a.	Porter, Daryl (DB)	Boston College	186
6b.	Manuel, Rod (DE)	Oklahoma	199
		<i>(Compensatory selection)</i>	
7.	Adams, Michael (WR)	Texas	223

1996 29TH OVERALL (4 OFFENSIVE, 5 DEFENSIVE)

Rd	Player	School	Pk(Overall)
1.	Stephens, Jamain (T)	North Carolina A&T	29
2.	<i>Choice to St. Louis</i>		
3a.	Conley, Steve (LB)	Arkansas	72
		<i>(Choice from St. Louis)</i>	
3b.	Witman, Jon (RB)	Penn State	92
4a.	Holmes, Earl (LB)	Florida A&M	126
4b.	Arnold, Jahine (WR)	Fresno State	132
		<i>(Compensatory selection)</i>	
5.	Raybon, Israel (DE)	North Alabama	163
6a.	Roye, Orpheus (DE)	Florida State	200
6b.	Fischer, Spence (QB)	Duke	203
		<i>(Compensatory selection)</i>	
7.	Emmons, Carlos (LB)	Arkansas State	242

1995 27TH OVERALL (4 OFFENSIVE, 5 DEFENSIVE, 1 KICKER)

Rd	Player	School	Pk(Overall)
1.	Bruener, Mark (TE)	Washington	27
2.	Stewart, Kordell (QB)	Colorado	60
3.	Stai, Brenden (G)	Nebraska	91
4a.	Gibson, Oliver (DE)	Notre Dame	120
		<i>(Choice from New England)</i>	
4b.	Jones, Donta (LB)	Nebraska	125
5a.	Flowers, Lethon (DB)	Georgia Tech	151
		<i>(Choice from Chicago)</i>	
5b.	Brown, Lance (DB)	Indiana	161
6.	Miles, Barron (DB)	Nebraska	199
7a.	Bailey, Henry (WR)	UNLV	235
7b.	Ford, Cole (K)	USC	247
		<i>(Compensatory selection)</i>	

1994 17TH OVERALL (5 OFFENSIVE, 5 DEFENSIVE)

Rd	Player	School	Pk(Overall)
1.	Johnson, Charles (WR)	Colorado	17
2.	Buckner, Brentson (DE)	Clemson	50
3a.	Gildon, Jason (LB)	Oklahoma State	88
		<i>(Choice from Minnesota)</i>	
3b.	Morris, Bam (RB)	Texas Tech	91
4.	Faumui, Ta'ase (DE)	Hawaii	122
5a.	Bell, Myron (DB)	Michigan State	140
		<i>(Choice from Chicago)</i>	
5b.	Brown, Gary (T)	Georgia Tech	148
6a.	Miller, Jim (QB)	Michigan State	178
6b.	Ravotti, Eric (LB)	Penn State	180
		<i>(Choice from Minnesota)</i>	
7.	Abrams, Brice (RB)	Michigan State	209

1993 23RD OVERALL (4 OFFENSIVE, 6 DEFENSIVE)

Rd	Player	School	Pk(Overall)
1.	Figures, Deon (DB)	Colorado	23
2a.	Brown, Chad (LB)	Colorado	44
		<i>(Choice from Indianapolis)</i>	
2b.	<i>Choice to Indianapolis</i>		
3.	Hastings, Andre (WR)	Georgia	76
4.	Henry, Kevin (DE)	Mississippi State	108
5a.	Palelei, Lonnie (G)	UNLV	135
5b.	Woodard, Marc (LB)	Mississippi State	140
		<i>(Choice from Dallas)</i>	
6.	Williams, Willie (DB)	Western Carolina	162
7a.	Zgonina, Jeff (DT)	Purdue	185
		<i>(Choice from Washington)</i>	
7b.	Keith, Craig (TE)	Lenoir-Rhyne	189
8.	Van Pelt, Alex (QB)	Pittsburgh	216

Steelers All-Time Draft Picks

1992 11TH OVERALL (8 OFFENSIVE, 6 DEFENSIVE)

Rd	Player	School	Pk(Overall)
1.	Searcy, Leon (T)	Miami (FL)	11
2.	Kirkland, Levon (LB)	Clemson	38
3.	Steed, Joel (NT)	Colorado	67
4.	Davenport, Charles (WR)	North Carolina State	94
5.	Haller, Alan (DB)	Michigan State	123
6.	<i>Choice to San Francisco</i>		
7a.	Campbell, Russ (TE)	Kansas State	179
7b.	Graham, Scottie (RB)	Ohio State	188
		<i>(Choice from San Francisco)</i>	
8a.	Perry, Darren (DB)	Penn State	203
		<i>(Choice from Green Bay)</i>	
8b.	Ismail, Hesham (G)	Florida	206
8c.	Williams, Nate (DT)	Mississippi State	215
		<i>(Choice from San Francisco)</i>	
9.	Webster, Elnardo (LB)	Rutgers	235
10.	Saunders, Mike (RB)	Iowa	262
11.	Gammon, Kendall (G)	Pittsburg State	291
12.	Benton, Cornelius (QB)	Connecticut	318

1991 15TH OVERALL (7 OFFENSIVE, 5 DEFENSIVE)

Rd	Player	School	Pk(Overall)
1.	Richardson, Huey (DE)	Florida	15
2.	Graham, Jeff (WR)	Ohio State	46
3.	Mills, Ernie (WR)	Florida	73
4a.	Walker, Sammy (DB)	Texas Tech	88
		<i>(Choice from Denver)</i>	
4b.	<i>Choice to L.A. Raiders</i>		
4c.	Cooper, Adrian (TE)	Oklahoma	103
		<i>(Choice from Washington)</i>	
5.	<i>Choice to San Diego</i>		
6.	Thompson, Leroy (RB)	Penn State	158
7.	Jones, Andre (LB)	Notre Dame	185
8.	Dingman, Dean (G)	Michigan	212
9.	McGonnigal, Bruce (TE)	Virginia	238
10.	Solomon, Ariel (T)	Colorado	269
11.	Thomas, Efrum (DB)	Alabama	296
12.	Brady, Jeff (LB)	Kentucky	323

1990 21ST OVERALL (7 OFFENSIVE, 6 DEFENSIVE)

Rd	Player	School	Pk(Overall)
1a.	<i>Choice to Dallas</i>		
1b.	Green, Eric (TE)	Liberty	21
		<i>(Choice from Minnesota)</i>	
2.	Davidson, Kenny (DE)	LSU	43
3a.	O'Donnell, Neil (QB)	Maryland	70
3b.	Veasey, Craig (DT)	Houston	81
		<i>(Choice from San Francisco)</i>	
4.	Calloway, Chris (WR)	Michigan	97
5.	Foster, Barry (RB)	Arkansas	128
6.	Heard, Ron (WR)	Bowling Green	155
7.	Grayson, Dan (LB)	Washington State	182
8.	Dunbar, Karl (DT)	LSU	209
9.	Jones, Gary (DB)	Texas A&M	239
10.	Miles, Eddie (LB)	Minnesota	266
11.	Strzelczyk, Justin (T)	Maine	293
12.	Bell, Richard (RB)	Nebraska	319

1989 7TH OVERALL (5 OFFENSIVE, 8 DEFENSIVE)

Rd	Player	School	Pk(Overall)
1a.	Worley, Tim (RB)	Georgia	7
1b.	Ricketts, Tom (T)	Pittsburgh	24
		<i>(Choice from Minnesota)</i>	
2.	Lake, Carnell (S)	UCLA	34
3.	Hill, Derek (WR)	Arizona	61
4.	Williams, Jerrol (LB)	Purdue	91
5.	Arnold, David (S)	Michigan	118
6.	Stock, Mark (WR)	Virginia Military	144
7.	Johnson, D.J. (CB)	Kentucky	174
8.	Asbeck, Chris (NT)	Cincinnati	201
9.	Jenkins, A.J. (DE)	Cal State Fullerton	228
10.	Olsavsky, Jerry (LB)	Pittsburgh	258
11.	Slater, Brian (WR)	Washington	285
12.	Haselrig, Carlton (DE)	Pitt.-Johnstown	312

1988 18TH OVERALL (7 OFFENSIVE, 6 DEFENSIVE)

Rd	Player	School	Pk(Overall)
1.	Jones, Aaron (DE)	Eastern Kentucky	18
2.	Dawson, Dermonti (G)	Kentucky	44
3.	Lanza, Chuck (C)	Notre Dame	70
4.	<i>Choice to Kansas</i>		
5a.	Jordan, Darin (LB)	Northeastern	121
		<i>(Choice from Phoenix)</i>	
5b.	Reese, Jerry (NT)	Kentucky	128
6.	Williams, Warren (RB)	Miami (FL)	155
7.	Zeno, Marc (WR)	Tulane	182
8a.	Nichols, Mark (NT)	Michigan State	209
8b.	Hinnant, Mike (TE)	Temple	211
		<i>(Choice from San Diego)</i>	
9.	Lockbaum, Gordie (RB)	Holy Cross	236
10.	Jackson, John (T)	Eastern Kentucky	252
11.	Dawson, Bobby (DB)	Illinois	295
12.	Earle, James (LB)	Clemson	322

1987 10TH OVERALL (6 OFFENSIVE, 7 DEFENSIVE)

Rd	Player	School	Pk(Overall)
1.	Woodson, Rod (DB)	Purdue	10
2.	Hall, Delton (DB)	Clemson	38
3.	Lockett, Charles (WR)	Long Beach State	66
4.	Everett, Thomas (DB)	Baylor	94
5.	Nickerson, Hardy (LB)	California	122
6a.	Johnson, Tim (NT)	Penn State	141
		<i>(Choice from Tampa Bay)</i>	
6b.	Lloyd, Greg (LB)	Fort Valley State	150
7.	Kelley, Chris (TE)	Akron	178
8.	Buchanan, Charles (DE)	Tennessee State	205
9.	Clinkscales, Joey (WR)	Tennessee	233
10.	Hoge, Merrill (RB)	Idaho State	261
11.	Oswald, Paul (C)	Kansas	289
12.	Young, Theo (TE)	Arkansas	317

Steelers All-Time Draft Picks

1986 9TH OVERALL (6 OFFENSIVE, 7 DEFENSIVE)

Rd	Player	School	Pk(Overall)
1.	Rienstra, John (G)	Temple	9
2.	Williams, Gerald (DE)	Auburn	36
3.	Brister, Bubby (QB)	Louisiana-Monroe	67
4.	Callahan, Bill (DB)	Pittsburgh	94
5a.	Tucker, Erroll (DB)	Utah	122
5b.	Jones, Brent (TE)	Santa Clara <i>(Choice from L.A. Raiders)</i>	135
6.	Bryant, Domingo (DB)	Texas A&M	148
7.	Carter, Rodney (RB)	Purdue	175
8.	Boso, Cap (TE)	Illinois	207
9.	Henton, Anthony (LB)	Troy	234
10.	Seitz, Warren (WR)	Missouri	260
11.	Station, Larry (LB)	Iowa	287
12.	Williams, Mike (LB)	Tulsa	314

1985 20TH OVERALL (4 OFFENSIVE, 8 DEFENSIVE, 1 PUNTER)

Rd	Player	School	Pk(Overall)
1.	Sims, Darryl (DE)	Wisconsin	20
2.	Behning, Mark (T)	Nebraska	47
3.	Hobley, Liffort (DB)	LSU	74
4.	Turk, Dan (C)	Wisconsin	101
5a.	<i>Choice to Seattle</i>		
5b.	Jacobs, Cam (LB)	Kentucky <i>(Choice from Washington)</i>	136
6.	Carr, Gregg (LB)	Auburn	160
7.	Andrews, Alan (TE)	Rutgers	187
8.	Newsome, Harry (P)	Wake Forest	214
9a.	Small, Fred (LB)	Washington	241
9b.	Harris, Andre (DB)	Minnesota	242
	<i>(Choice from New England)</i>		
10.	White, Oliver (TE)	Kentucky	268
11.	Matchak, Terry (DB)	Missouri	300
12.	Sanchez, Jeff (DB)	Georgia	327

1984 23RD OVERALL (10 OFFENSIVE, 2 DEFENSIVE)

Rd	Player	School	Pk(Overall)
1.	Lipps, Louis (WR)	Southern Miss	23
2.	Kolodziejski, Chris (TE)	Wyoming	52
3.	<i>Choice to Buffalo through Miami</i>		
4a.	Thompson, Weegie (WR)	Florida State	108
4b.	Long, Terry (G)	East Carolina <i>(Choice from Washington)</i>	111
5.	Hughes, Van (DT)	Texas State	135
6.	Brown, Chris (DB)	Notre Dame	164
7.	Campbell, Scott (QB)	Purdue	191
8.	Rasmussen, Randy (C)	Minnesota	220
9.	Erenberg, Rich (RB)	Colgate	247
10.	McJunkin, Kirk (T)	Texas	276
11.	Veals, Elton (RB)	Tulane	303
12.	Gillespie, Fernandars (RB)	William Jewell	332

1983 21ST OVERALL (9 OFFENSIVE, 5 DEFENSIVE)

Rd	Player	School	Pk(Overall)
1.	Rivera, Gabe (DT)	Texas Tech	21
2.	Capers, Wayne (WR)	Kansas	52
3.	Seabaugh, Todd (LB)	San Diego State	79
4.	Metcalfe, Bo (DB)	Baylor	106
5a.	Skansi, Paul (WR)	Washington	133
5b.	Garrity, Gregg (WR)	Penn State <i>(Choice from Washington)</i>	140
6.	Williams, Eric (DB)	North Carolina State	164
7.	Kirchner, Mark (G)	Baylor	191
8a.	Odom, Henry (RB)	South Carolina State <i>(Choice from Denver)</i>	199
8b.	Dunaway, Craig (TE)	Michigan	218
9.	Wingle, Blake (G)	UCLA	244
10.	Straughter, Roosevelt (DB)	Louisiana-Monroe	275
11.	Raugh, Mark (TE)	West Virginia	302
12.	Wiley, Roger (RB)	Sam Houston State	330

1982 12TH OVERALL (6 OFFENSIVE, 7 DEFENSIVE, 1 KICKER)

Rd	Player	School	Pk(Overall)
1.	Abercrombie, Walter (RB)	Baylor	12
2.	Meyer, John (T)	Arizona State	43
3.	Merriweather, Mike (LB)	Pacific	70
4.	Woods, Rick (DB)	Boise State	97
5.	Dallafor, Ken (T)	Minnesota	124
6a.	Perko, Mike (DT)	Utah State	155
6b.	Bingham, Craig (LB)	Syracuse <i>(Choice from San Francisco)</i>	167
7a.	Nelson, Edmund (DT)	Auburn	172
7b.	Bouers, Emil (C)	Pittsburgh	182
8.	Goodson, John (P)	Texas	209
9.	Hirn, Mike (TE)	Central Michigan	236
10.	Sunseri, Sal (LB)	Pittsburgh	267
11.	Abdul-Saboor, Mikal (G)	Morgan State	293
12.	Hughes, Al (DE)	Western Michigan	320

1981 17TH OVERALL (6 OFFENSIVE, 5 DEFENSIVE)

Rd	Player	School	Pk(Overall)
1.	Gary, Keith (DE)	Oklahoma	17
2.	Washington, Anthony (DB)	Fresno State	44
3.	Donnalley, Rick (C)	North Carolina	73
4.	Martin, Robbie (WR)	Cal Poly	100
5.	Martin, Ricky (WR)	New Mexico	127
6.	Hinkle, Bryan (LB)	Oregon	156
7.	Little, David (LB)	Florida	183
8.	Wilson, Frank (RB)	Rice	209
9.	Hunter, James (T)	USC	239
10.	Mayock, Mike (DB)	Boston College	265
11.	Troceno, Rick (QB)	Pittsburgh	292
12.	<i>Choice to San Francisco</i>		

Steelers All-Time Draft Picks

1980 28TH OVERALL (10 OFFENSIVE, 5 DEFENSIVE)

Rd	Player	School	Pk(Overall)
1.	Malone, Mark (QB)	Arizona State	28
2a.	Kohrs, Bob (LB)	Arizona State	35
		<i>(Choice from N.Y. Giants)</i>	
2b.	Goodman, John (DE)	Oklahoma	56
3.	Sydnor, Ray (TE)	Wisconsin	83
4.	Hurley, Bill (QB)	Syracuse	110
5.	Woffley, Craig (G)	Syracuse	138
6.	Ilkin, Tunch (C)	Indiana State	165
7.	Johnson, Nate (WR)	Hillsdale	193
8.	Walton, Ted (DB)	Connecticut	221
9.	McCall, Ron (WR)	Arkansas-Pine Bluff	249
10a.	Wilson, Woodrow (DB)	North Carolina State	250
		<i>(Choice from San Francisco)</i>	
10b.	Fritz, Ken (G)	Ohio State	277
11.	Pollard, Frank (RB)	Baylor	305
12a.	Vaclavik, Charles (DB)	Texas	306
		<i>(Choice from San Francisco)</i>	
12b.	McGriff, Tyrone (G)	Florida A&M	333

1979 28TH OVERALL (8 OFFENSIVE, 6 DEFENSIVE, 1 KICKER)

Rd	Player	School	Pk(Overall)
1.	Hawthorne, Greg (RB)	Baylor	28
2.	Valentine, Zack (LB)	East Carolina	56
3.	<i>Forfeited</i>		
4a.	Davis, Russell (RB)	Michigan	86
		<i>(Choice from Tampa Bay)</i>	
4b.	Sweeney, Calvin (WR)	USC	110
5.	Board, Dwaine (DE)	North Carolina A&T	137
6a.	Murrell, Bill (TE)	Winston-Salem	157
		<i>(Choice from San Diego)</i>	
6b.	Woodruff, Dwayne (DB)	Louisville	161
		<i>(Choice from New England)</i>	
6c.	Bahr, Matt (K)	Penn State	165
7.	Kimball, Bruce (G)	Massachusetts	192
8.	Graves, Tom (LB)	Michigan State	220
9.	Kirk, Richard (DE)	Denison	248
10.	Thompson, Tod (TE)	Brigham Young	275
11.	Moore, Charlie (C)	Wichita State	303
12a.	Smith, Ed (LB)	Vanderbilt	322
		<i>(Choice from Philadelphia)</i>	
12b.	Almond, Mike (WR)	Northwestern State	330

1978 22ND OVERALL (6 OFFENSIVE, 6 DEFENSIVE, 2 KICKER)

Rd	Player	School	Pk(Overall)
1.	Johnson, Ron (DB)	Eastern Michigan	22
2.	Fry, Willie (DE)	Notre Dame	49
3.	Colquitt, Craig (P)	Tennessee	76
4.	Anderson, Larry (DB)	Louisiana Tech	101
5.	<i>Choice to Green Bay</i>		
6.	Reutershan, Randy (WR)	Pittsburgh	160
7.	Dufresne, Mike (TE)	Nebraska	187
8a.	Moser, Rick (RB)	Rhode Island	208
		<i>(Choice from St. Louis)</i>	
8b.	Keys, Andre (WR)	Cal Poly	214
9.	Reynolds, Lance (T)	Brigham Young	241
10a.	Becker, Doug (LB)	Notre Dame	268
10b.	Jurich, Tom (K)	Northern Arizona	276
		<i>(Choice from Oakland)</i>	
11a.	Terry, Nat (DB)	Florida State	279
		<i>(Choice from Tampa Bay)</i>	
11b.	Brzozza, Tom (C)	Pittsburgh	300
12.	Carr, Brad (LB)	Maryland	327

1977 21ST OVERALL (10 OFFENSIVE, 8 DEFENSIVE)

Rd	Player	School	Pk(Overall)
1.	Cole, Robin (LB)	New Mexico	21
2.	Thornton, Sidney (RB)	Northwestern State	48
3a.	Beasley, Tom (DT)	Virginia Tech	60
		<i>(Choice from N.Y. Jets)</i>	
3b.	Smith, Jim (WR)	Michigan	75
4a.	Petersen, Ted (C)	Eastern Illinois	93
		<i>(Choice from Green Bay)</i>	
4b.	Smith, Laverne (RB)	Kansas	99
		<i>(Choice from Chicago)</i>	
4c.	Audick, Dan (G)	Hawaii	106
5a.	Stoudt, Cliff (QB)	Youngstown State	121
		<i>(Choice from Kansas City)</i>	
5b.	Courson, Steve (G)	South Carolina	125
		<i>(Choice from Detroit)</i>	
5c.	Winston, Dennis (LB)	Arkansas	132
6.	Harris, Paul (LB)	Alabama	159
7.	Frisch, Randy (DT)	Missouri	186
8.	August, Phil (WR)	Miami (FL)	217
9.	Kelly, Roosevelt (TE)	Eastern Kentucky	244
10a.	Cowans, Alvin (DB)	Florida	253
		<i>(Choice from Buffalo)</i>	
10b.	LaCrosse, Dave (LB)	Wake Forest	271
11.	West, Lou (DB)	Cincinnati	298
12.	Stephens, Jimmy (TE)	Florida	310
		<i>(Choice from Seattle)</i>	

1976 28TH OVERALL (13 OFFENSIVE, 9 DEFENSIVE)

Rd	Player	School	Pk(Overall)
1.	Cunningham, Bennie (TE)	Clemson	28
2a.	Pinney, Ray (C)	Washington	37
		<i>(Choice from Chicago)</i>	
2b.	Kruczek, Mike (QB)	Boston College	47
		<i>(Choice from Baltimore)</i>	
2c.	Files, James (C)	McNeese State	56
3a.	Coder, Ron (DT)	Penn State	70
		<i>(Choice from Green Bay)</i>	
3b.	Pough, Ernest (WR)	Texas Southern	88
4a.	Monds, Wonder (DB)	Nebraska	112
		<i>(Choice from Baltimore)</i>	
4b.	Bell, Theo (WR)	Arizona	120
5.	Norton, Rodney (LB)	Rice	152
6a.	Dunn, Gary (DT)	Miami (FL)	159
		<i>(Choice from San Diego)</i>	
6b.	Deloplaine, Jack (RB)	None	182
7.	Burton, Barry (TE)	Vanderbilt	209
8.	McAleney, Ed (DT)	Massachusetts	237
9.	Gains, Wentford (DB)	Cincinnati	265
10.	Campbell, Gary (LB)	Colorado	291
11.	Fuchs, Rolland (RB)	Arkansas	319
12.	Carroll, Bill (WR)	Texas A&M-Commerce	347
13.	Kain, Larry (TE)	Ohio State	375
14.	Fields, Wayne (DB)	Florida	403
15.	Davis, Mel (DE)	North Texas	431
16.	Butts, Randy (RB)	Nebraska-Kearney	459
17.	Kirk, Kelvin (WR)	Dayton	487

Steelers All-Time Draft Picks

1975 26TH OVERALL (12 OFFENSIVE, 9 DEFENSIVE)

Rd	Player	School	Pk(Overall)
1.	Brown, Dave (DB)	Michigan	26
2.	Barber, Bob (DE)	Grambling State	51
3.	White, Walter (TE)	Maryland	78
4.	Evans, Harold (LB)	Houston	104
5.	Sexton, Brent (DB)	Elon	130
6.	Crenshaw, Marvin (T)	Nebraska	156
7.	Mattingly, Wayne (T)	Colorado	182
8a.	Kropp, Tom (LB)	Nebraska-Kearney	190
		<i>(Choice from Kansas City)</i>	
8b.	Humphrey, Al (DE)	Tulsa	208
9a.	Clark, Eugene (G)	UCLA	222
		<i>(Choice from New England)</i>	
9b.	Reimer, Bruce (RB)	North Dakota State	234
10a.	Heyer, Kirt (DT)	Nebraska-Kearney	247
		<i>(Choice from New England)</i>	
10b.	Gray, Archie (WR)	Wyoming	260
11.	Little, Randy (TE)	West Liberty State	286
12.	Murphy, Greg (DE)	Penn State	312
13.	Gaddis, Robert (WR)	Mississippi Valley State	337
14.	Collier, Mike (RB)	Morgan State	364
15a.	Thatcher, James (WR)	Langston	371
		<i>(Choice from Kansas City)</i>	
15b.	Smith, Marty (DT)	Louisville	390
16.	Bassler, Miller (TE)	Houston	415
17.	Hegener, Stan (G)	Nebraska	442

1974 21ST OVERALL (11 OFFENSIVE, 10 DEFENSIVE)

Rd	Player	School	Pk(Overall)
1.	Swann, Lynn (WR)	USC	21
2.	Lambert, Jack (LB)	Kent State	46
3.		<i>Choice to Oakland</i>	
4a.	Stallworth, John (WR)	Alabama A&M	82
		<i>(Choice from Chicago)</i>	
4b.	Allen, Jim (DB)	UCLA	100
5.	Webster, Mike (C)	Wisconsin	125
6a.	Wolfe, Jim (DE)	Prairie View A&M	149
		<i>(Choice from Cleveland)</i>	
6b.	Druschel, Rick (G)	North Carolina State	150
7a.	Sitterle, Allen (T)	North Carolina State	165
		<i>(Choice from New England)</i>	
7b.	Garske, Scott (TE)	Eastern Washington	179
8.	Gefert, Mark (LB)	Purdue	204
9a.	Reamon, Tommy (RB)	Missouri	223
		<i>(Choice from Denver)</i>	
9b.	Davis, Charles (T)	TCU	229
10a.	Kregel, Jim (G)	Ohio State	243
		<i>(Choice from New England)</i>	
10b.	Atkinson, Dave (DB)	Brigham Young	254
11.	Morton, Dick (RB)	Arkansas	283
12.	Lickiss, Hugh (LB)	Simpson	308
13.	Kolch, Frank (QB)	Eastern Michigan	333
14.	Henley, Bruce (DB)	Rice	358
15.	Hunt, Larry (DT)	Iowa State	387
16.	Morgan, Octavus (LB)	Illinois	412
17.	Moore, Larry (DE)	Angelo State	437

1973 24TH OVERALL (7 OFFENSIVE, 13 DEFENSIVE)

Rd	Player	School	Pk(Overall)
1.	Thomas, J.T. (DB)	Florida State	24
2.	Phares, Ken (DB)	Mississippi State	50
3.	Bernhardt, Roger (G)	Kansas	76
4.	Clark, Gail (LB)	Michigan State	102
5a.	Reavis, Dave (DE)	Arkansas	106
		<i>(Choice from New Orleans)</i>	
5b.	Clark, Larry (LB)	Northern Illinois	128
6a.	Bell, Ron (RB)	Illinois State	140
		<i>(Choice from Denver)</i>	
6b.	Scolnik, Glenn (WR)	Indiana	154
7.	Dorsey, Nate (DE)	Mississippi Valley State	180
8a.	Toews, Loren (LB)	California	192
		<i>(Choice from Denver)</i>	
8b.	Janssen, Bill (T)	Nebraska	206
9.	Bonham, Bracey (G)	North Carolina Central	232
10.	Wunderly, Don (DT)	Arkansas	258
11.	White, Bob (DB)	Arizona	284
12.	Lee, Willie (RB)	Indiana State	310
13.	Ferguson, Rick (WR)	Kansas State	336
14.	Cowse, Roger (DE)	Stanford	362
15.	Cross, Charles (DB)	Iowa	388
16.	Nardi, Glen (DT)	Navy	414
17.	Shannon, Mike (DT)	Oregon State	440

1972 13TH OVERALL (11 OFFENSIVE, 9 DEFENSIVE)

Rd	Player	School	Pk(Overall)
1.	Harris, Franco (RB)	Penn State	13
2.	Gravelle, Gordon (T)	Brigham Young	38
3.	McMakin, John (TE)	Clemson	63
4a.	Brinkley, Lorenzo (DB)	Missouri	80
		<i>(Choice from N.Y. Giants)</i>	
4b.	Bradley, Ed (LB)	Wake Forest	88
5.	Furness, Steve (DE)	Rhode Island	113
6.	Meyer, Dennis (DB)	Arkansas State	143
7a.	Colquitt, Joe (DE)	Kansas State	159
		<i>(Choice from N.Y. Giants)</i>	
7b.	Kelly, Robert (DB)	Jackson State	168
8.	Vincent, Stahl (RB)	Rice	193
9.	Kelley, Don (DB)	Clemson	217
10.	Brown, Bob (DT)	Tampa	243
11.	Gilliam, Joe (QB)	Tennessee State	273
12.	Curl, Ron (T)	Michigan State	298
13.	Messmer, Ernie (T)	Villanova	323
14.	Durrance, Tom (RB)	Florida	348
15a.	Hulecki, John (G)	Massachusetts	368
		<i>(Choice from Houston)</i>	
15b.	Harrington, Charles (G)	Wichita State	373
16.	Hawkins, Nate (WR)	UNLV	403
17.	Linehan, Ron (LB)	Idaho	428

Steelers All-Time Draft Picks

1971 8TH OVERALL (12 OFFENSIVE, 9 DEFENSIVE, 1 KICKER)

Rd	Player	School	Pk(Overall)
1.	Lewis, Frank (WR)	Grambling State	8
2.	Ham, Jack (LB)	Penn State	34
3.	Davis, Steve (RB)	Delaware State	60
4a.	Mullins, Gerry (TE)	USC	86
4b.	White, Dwight (DE)	Texas A&M-Commerce	104
		<i>(Choice from Baltimore)</i>	
5a.	Brown, Larry (TE)	Kansas	106
		<i>(Choice from New Orleans)</i>	
5b.	Holmes, Mel (T)	North Carolina A&T	112
5c.	Anderson, Ralph (DB)	West Texas A&M	126
		<i>(Choice from Miami)</i>	
5d.	Brister, Fred (LB)	Mississippi	128
		<i>(Choice from Minnesota)</i>	
6.	Hanneman, Craig (T)	Oregon State	138
7.	McClure, Worthy (T)	Mississippi	164
8a.	Crowe, Larry (RB)	Texas Southern	184
		<i>(Choice from New Orleans)</i>	
8b.	Rogers, Paul (K)	Nebraska	190
8c.	Holmes, Ernie (DT)	Texas Southern	203
		<i>(Choice from Miami)</i>	
9.	Anderson, Mike (LB)	LSU	216
10.	O'Shea, Jim (TE)	Boston College	242
11.	Wagner, Mike (DB)	Western Illinois	268
12.		<i>Choice to Baltimore</i>	
13.	Young, Al (WR)	South Carolina State	320
14.	Evans, McKinney (DB)	New Mexico Highlands	346
15.	Makin, Ray (G)	Kentucky	372
16.	Huntley, Walter (DB)	Trinity (TX)	398
17.	Ehle, Dan (RB)	Howard Payne	424

1970 1ST OVERALL (10 OFFENSIVE, 9 DEFENSIVE)

Rd	Player	School	Pk(Overall)
1.	Bradshaw, Terry (QB)	Louisiana Tech	1
2.	Shanklin, Ron (WR)	North Texas	28
3.	Blount, Mel (DB)	Southern University	53
4a.	George, Ed (T)	Wake Forest	80
4b.	Evenson, Jim (RB)	Oregon	93
5.	Staggers, Jon (DB)	Missouri	105
6a.	Barrera, Manuel (LB)	Kansas State	132
6b.	Kegler, Clarence (T)	South Carolina State	155
		<i>(Choice from Minnesota)</i>	
7.	Griffin, Danny (RB)	Texas-Arlington	157
8.	Smith, Dave (WR)	Indiana (PA)	184
9.	Crennel, Carl (LB)	West Virginia	209
10.	Brown, Isaiah (DB)	Stanford	236
11.	Hunt, Calvin (C)	Baylor	261
12.	Sharp, Rick (DT)	Washington	288
13.	Main, Billy (RB)	Oregon State	313
14.	Askon, Bert (LB)	Texas Southern	340
15.	Keppy, Glen (DT)	Wisconsin-Platteville	365
16.	Yanossy, Frank (DT)	Tennessee	392
17.	Key, Harry (TE)	Mississippi Valley State	417

1969 4TH OVERALL (9 OFFENSIVE, 7 DEFENSIVE, 1 KICKER)

Rd	Player	School
1.	Greene, Joe (DT)	North Texas State
2a.	Hanratty, Terry (QB)	Notre Dame
2b.	Bankston, Warren (RB)	Tulane
		<i>(choice from San Francisco)</i>
3.	Kolb, Jon (C)	Oklahoma State
4.	Campbell, Bob (RB)	Penn State
5.		<i>Choice to St.Louis</i>
		<i>Choice to Green Bay</i>
7a.	Beatty, Charles (DB)	North Texas State
7b.	Brown, Chadwick (OT)	East Texas State
8.	Cooper, Joe (WR)	Tennessee State
9.	Sodaski, John (DB)	Villanova
10.	Greenwood, L.C.(DE)	Arkansas AM & N
11.	Washington, Clarence (DT)	Arkansas AM & N
12.	Fisher, Doug (LB)	San Diego State
13.	Lynch, John (LB)	Drake
14.	Houmard, Bob (RB)	Ohio U
15.	Liberto, Ken (WR)	Louisiana Tech
16.	Mosley, Dock (WR)	Alcorn A & M
17.	Eppring, Bill (K)	Kent State

1968 10TH OVERALL (8 OFFENSIVE, 6 DEFENSIVE, 1 KICKER)

Rd	Player	School
1.	Taylor, Mike (OT)	Southern California
2.	Ruple, Ernie (OT)	Arkansas
3a.		<i>Choice to Cleveland</i>
3b.	Henderson, Jon (WR)	Colorado State
		<i>(choice from Minnesota)</i>
3c.	Herbert, Ken (K)	Houston
		<i>(choice from Los Angeles)</i>
4.		<i>Choice to Green Bay</i>
5.		<i>Choice to Green Bay</i>
6.		<i>Choice to Atlanta</i>
7a.	Dalton, Doug (RB)	New Mexico State
7b.	Glennon, Bill (DT)	Washington
		<i>(choice from Los Angeles)</i>
8.	Holman, Danny (QB)	San Jose State
9.	Knight, John (DE)	Weber State
10.		<i>Choice to Cleveland</i>
11.	King, Kim (RB)	Georgia Tech
12.	Wheeler, Sam (LB)	Wisconsin
13.	Roundy, Joe (G)	Puget Sound
14.	Harris, Lou (DB)	Kent State
15.	Lanning, Bob (DE)	North Montana
16.	Bleier, Rocky (RB)	Notre Dame
17.	Cole, Bob (LB)	South Carolina

Steelers All-Time Draft Picks

1967 9TH OVERALL (11 OFFENSIVE, 3 DEFENSIVE)

Rd	Player	School
1.	<i>Choice to Green Bay</i>	—
2.	Shy, Don (RB)	San Diego State
3a.	<i>Choice to San Francisco</i>	—
3b.	Freitas, Rockne (C), <i>(choice from Philadelphia)</i>	Oregon
4.	May, Ray (LB)	Southern California
5.	<i>Choice to Green Bay</i>	—
6.	<i>Choice to Atlanta</i>	—
6a.	Haggerty, Mikey (OT)	Miami (Fla.)
7.	<i>Choice to Washington</i>	—
8a.	Barnes, Mike (OT)	Purdue
8b.	Foruria, John (QB) <i>(choice from Minnesota)</i>	Idaho
9.	Otis, Paul (DT)	Houston
10.	Wiley, Bill (LB)	Fresno State
11.	Whitcomb, Jim (WR)	Emporia State(Kan.)
12.	<i>Choice to Baltimore</i>	—
13.	Homan, Jim (G)	Southern California
14.	Anderson, Chet (TE)	Minnesota
15.	Love, Mike (RB)	Abilene Christian
16.	Smith, Bill (C)	Oregon
17.	Davenport, Mike (RB)	Wyoming

1966 3RD OVERALL (14 OFFENSIVE, 1 DEFENSIVE)

Rd	Player	School
1.	Leftridge, Dick (RB)	West Virginia
2.	Gagner, Larry (G)	Florida
3.	Killorin, Pat (C)	Syracuse
4.	<i>Choice to Chicago</i>	—
5.	<i>Choice to Detroit</i>	—
6.	<i>Choice to Minnesota</i>	—
7.	Boozler, Emerson (RB)	Maryland State
8.	<i>Choice to New York</i>	—
9.	Stewart, Dale (WR)	Pittsburgh
10.	Marion, Jerry (RB)	Wyoming
11.	Washington, Charley (RB)	Grambling
12.	<i>Choice to Dallas</i>	—
13.	Dial, Benjy (QB)	Eastern New Mexico
14.	Novogratz, Joe (LB)	Pittsburgh
15.	Dobson, Joe (OT)	Idaho
16.	Long, Jim (WR)	Purdue
17.	Brundage, Mike (QB)	Oregon
18.	Lucas, Kenny (QB)	Pittsburgh
19.	Neilson, Dave (QB)	Albion
20.	Springer, Ron (OT)	Albion

1965 3RD OVERALL

Rd	Player	School
1.	<i>Choice to Chicago</i>	—
2.	Jefferson, Roy (WR)	Utah
3.	<i>Choice to New York</i>	—
4.	<i>Choice to Detroit</i>	—
5.	<i>Choice to Green Bay</i>	—
6.	<i>Choice to Green Bay</i>	—
7.	Browning, Charlie (RB)	Washington
8.	Howley, Bill (E)	Pittsburgh
9.	Neville, Tom (T)	Mississippi State
10.	Tobey, Dave (C)	Oregon
11.	Molden, Frank (T)	Jackson State
12.	Lofquist, Craig (B)	Minnesota
13.	Wilburn, J.R.(B)	South Carolina
14.	Butler, Jim (B)	Edward Waters
15.	Carrell, John (T)	Texas Tech
16.	Dusenbury, Doug (K)	Kansas State
17.	Canale, Whit (B)	Tennessee
18.	Howard, Bob (B)	Stanford
19.	Price, Lonnie (B)	Southwestern Louisiana
20.	Fertig, Craig (QB)	South Carolina

1964 10TH OVERALL

Rd	Player	School
1.	Martha, Paul (B)	Pittsburgh
2a.	<i>Choice to Chicago</i>	—
2b.	Kelly, Jim (E)	Notre Dame
	<i>(Choice from Chicago)</i>	—
3.	Baker, Ralph (LB)	Penn State
4.	McGee, Ben (T)	Jackson State
5.	Alley, T. W.(T)	William & Mary
6.	Gibson, Tom (G)	South Carolina
7.	Smith, Bobby (B)	North Texas State
8.	Currington, Bob (B)	North Carolina College
9.	Nichols, Bob (T)	Stanford
10.	<i>Choice to Cleveland</i>	—
11.	Soleau, Bob (G)	William & Mary
12.	Sherman, Bob (B)	Iowa
13.	Baker, Glenn (T)	Washington State
14.	Jenkins, Tom (G)	Ohio State
15.	Brown, Barry (E)	Florida
16.	Kesler, Ed (B)	North Carolina
17.	Shaw, Dennis (C)	Detroit
18.	Dobbins, Oliver (B)	Morgan State
19.	Marshall, Don (T)	Lehigh
20.	Generalovich, Brian (E)	Pittsburgh

1963 11TH OVERALL

Rd	Player	School
1.	<i>Choice to Chicago</i>	—
2.	<i>Choice to Baltimore</i>	—
3.	<i>Choice to Green Bay</i>	—
4.	<i>Choice to Chicago</i>	—
5.	<i>Choice to Los Angeles</i>	—
6.	<i>Choice to Chicago</i>	—
7.	<i>Choice to Green Bay</i>	—
8.	Atkinson, Frank (T)	Stanford
9.	Carrington, Gene (T)	Boston College
10.	Nelsen, Bill (QB)	Southern California
11.	Dixon, Hewitt (B)	Florida A & M
12.	Curry, Roy (B)	Jackson State
13.	Gray, Hal (LB)	Los Angeles State
14.	Dickerson, Bob (E)	Bethune-Cookman
15.	Szykowny, Matt (QB)	Iowa
16.	Russell, Andy (LB)	Missouri
17.	Stein, Tim (C)	Miami (Ohio)
18.	Bradshaw, Jim (B)	Chattanooga
19.	Berg, Roger (T)	St. Thomas (Minn.)
20.	Traficant, Jim (QB)	Pittsburgh

1962 5TH OVERALL

Rd	Player	School
1.	Ferguson, Bob (B)	Ohio State
2.	<i>Choice to Chicago</i>	—
3.	<i>Choice to Los Angeles</i>	—
4.	<i>Choice to Detroit</i>	—
5.	<i>Choice to Baltimore</i>	—
6.	<i>Choice to San Francisco</i>	—
7.	Collins, Jack (B)	Texas
8.	Ballman, Gary (B)	Michigan State
9.	Powers, John (E)	Notre Dame
10.	Vignali, Larry (G)	Pitt
11.	Willis, Bob (E)	California
12.	Mudie, Sam (QB)	Rutgers
13.	Woodward, Dave (T)	Auburn
14.	Whittaker, Jim (E)	Nevada
15.	Hatch, Vern (E)	North Carolina College
16.	Ply, Bobby (QB)	Baylor
17.	Tucker, Nat (B)	Florida A & M
18.	Yarbrough, Darrell (T)	Northwest Louisiana State
19.	Kuprok, John (E)	Pittsburgh
20.	Knight, John (B)	Valparaiso

Steelers All-Time Draft Picks

1961 6TH OVERALL

Rd	Player	School
1.	Choice to San Francisco	—
2.	Pottios, Myron (LB)	Notre Dame
3.	Choice to Detroit	—
4.	Choice to San Francisco	—
5.	Choice to Baltimore	—
6.	Choice to Los Angeles	—
7.	Hoak, Dick (B)	Penn State
8.	Balthazar, George (T)	Tennessee A & I
9.	Choice to San Francisco	—
10.	Mack, Bill (B)	Notre Dame
11.	Clement, Henry (B)	North Carolina
12.	Jackunas, Frank (T)	Detroit
13.	Choice to San Francisco	—
14.	Schmitz, Bob (LB)	Montana State
15.	McCown, Ray (B)	West Texas State
16.	Scott, Wilbert (B)	Indiana
17.	Nofsinger, Terry (QB)	Utah
18.	Simko, John (E)	Augustana (S.D.)
19.	Wyatt, Bernie (B)	Iowa
20.	Jones, Mike (B)	San Jose State

1960 6TH OVERALL

Rd	Player	School
1.	Spikes, Jack (B)	TCU
2.	Choice to Cleveland	—
3.	Choice to Los Angeles	—
4.	Choice to Detroit	—
5.	Choice to Chicago Cardinals	—
6.	Choice to Los Angeles	—
7.	Dennis, Lonnie (G)	Brigham Young
8.	Lanphear, Dan (G)	Wisconsin
9.	Harris, Marshall (B)	TCU
10.	Kapele, John (T)	Brigham Young
11.	Choice to San Francisco	—
12.	Butler, Earl (T)	North Carolina
13.	Womack, Joe (B)	Los Angeles State
14.	Keys, Brady (B)	Colorado State
15.	Essenmacker, Larry (T)	Alma
16.	Ames, Dave (B)	Richmond
17.	Chamberlain, Dale (B)	Miami (Ohio)
18.	Lee, Charley (T)	Iowa
19.	Turlley, Howard (E)	Louisville
20.	Harschberger, George (T)	Wichita

1959 5TH OVERALL

Rd	Player	School
1.	Choice to San Francisco	—
2.	Choice to Detroit	—
3.	Choice to Los Angeles	—
4.	Choice to Los Angeles	—
5.	Choice to Green Bay	—
6.	Choice to Detroit	—
7.	Choice to Washington	—
8.	Barnett, Tom (B)	Purdue
9.	Davis, Hal (G)	Houston
10.	Gunnels, Riley (T)	Georgia
11.	Curtis, Overton (B)	Utah State
12.	Paviska, Bill (B)	Baylor
13.	Bohling, Dewey (B)	Hardin-Simmons
14.	Peppercorn, John (E)	Kansas
15.	Brodnax, John (B)	LSU
16.	Carrico, Bill (G)	North Texas State
17.	Leeka, Bill (T)	UCLA
18.	Seinturier, John (T)	Southern California
19.	Kocourek, Dave (E)	Wisconsin
20.	Hayes, Rudy (B)	Clemson
21.	Green, Johnny (QB)	Chattanooga
22.	Polk, Burley (T)	Hardin-Simmons
23.	Davie, Ernye (B)	McMurry (Tex.)
24.	Farmer, Wayne (T)	Purdue
25.	Miller, Ron (E)	Vanderbilt
26.	Scott, John (T)	Ohio State
27.	Tolar, Charley (B)	Northwestern Louisiana
28.	Hall, Ronnie (B)	Missouri Valley
29.	Loncar, Dick (T)	Notre Dame
30.	Fjerstad, Willus (B)	Minnesota

1958 9TH OVERALL

Rd	Player	School
1.	Choice to San Francisco	—
2.	Krutko, Larry (B)	West Virginia
3.	Krisher, Bill (G)	Oklahoma
4.	Choice to Los Angeles	—
5.	Choice to Los Angeles	—
6.	Lasse, Dick (E)	Syracuse
7.	Choice to Baltimore	—
8.	Choice to Detroit	—
9.	Choice to Detroit	—
10.	Campbell, Dick (D)	Marquette
11.	Aldrich, Larry (E)	Idaho
12.	Reed, Leroy (B)	Mississippi
13.	Choice to San Francisco	—
14.	Jennings, Doyle (T)	Oklahoma
15.	Sears, Ed (B)	Florida
16.	Perkins, John (T)	Mississippi Southern
17.	Lewis, Joe (T)	Compton JC (Calif.)
18.	Choice to Detroit	—
19.	Keady, Gene (B)	Kansas State
20.	Johnson, George (T)	Wake Forest
21.	Jones, Everett (G)	Utah
22.	Thompson, Bill (E)	Duke
23.	Trowbridge, Ken (B)	North Carolina State
24.	Roberts, Norm (E)	East Texas State
25.	Groce, Bill (B)	North Texas State
26.	Evans, Jon (E)	Oklahoma A & M
27.	Dellinger, Floyd (B)	Texas Tech
28.	Akin, Dean (E)	Jacksonville State (Ala.)
29.	Fuquay, Mert (E)	Baylor
30.	Scherer, Dick (E)	Pittsburgh

Steelers All-Time Draft Picks

1957 5TH OVERALL

Rd	Player	School
1.	Dawson, Lenny (QB)	Purdue
2.	Michael, Bill (T)	Ohio State
3.	Owens, Don (T)	Mississippi Southern
4.	<i>Choice to Washington</i>	—
5.	Richards, Perry (E)	Detroit
6.	Volkert, George (B)	Georgia Tech
7.	Johnson, Curley (B)	Houston
8.	<i>Choice to Chicago Bears</i>	—
9.	Hutchings, Charley (T)	Miami (Fla.)
10.	Jelic, Ralph (B)	Pittsburgh
11.	Hughes, Dick (B)	Tulsa
12.	Ellison, Vern (G)	Oregon State
13.	Underwood, Dwaine (T)	Oklahoma A & M
14.	Crawford, Jim (B)	Wyoming
15.	Canil, Herman (T)	Pittsburgh
16.	<i>Choice to Baltimore</i>	—
17.	Salvaterra, Corny (B)	Pittsburgh
18.	Bigbee, Len (E)	East Texas State
19.	Bennett, Phil (E)	Miami (Fla.)
20.	Szuchan, John (T)	North Carolina State
21.	Cichowski, Gene (QB)	Indiana
22.	Thomas, Aurelius (G)	Ohio State
23.	Pollock, Bob (T)	Pittsburgh
24.	Francis, Gary (E)	Illinois
25.	Hinesley, Jim (E)	Michigan State
26.	Swann, Bob (T)	Vanderbilt
27.	Konkoly, Bob (B)	Xavier
28.	Kolinsky, Frank (T)	Tennessee
29.	Ramage, Tom (G)	Utah State
30.	Serier, Don (E)	Arkansas State

1956 5TH OVERALL

Rd	Player	School
<i>Bonus Choice:</i>	Glick, Gary (B)	Colorado State
1.	Davis, Art (B)	Mississippi State
2.	Krupa, Joe (T)	Purdue
3.	Taylor, Jim (C)	Baylor
4.	Murley, Dick (G)	Purdue
5.	Murakowski, Bill (B)	Purdue
6.	Taylor, Ray (B)	TCU
7.	Gaspari, Dick (C)	George Washington
8.	Wellman, Vere (G)	Wichita
9.	Edmonds, Wayne (G)	Notre Dame
10.	Baldacci, Lou (B)	Michigan
11.	<i>Choice to Detroit</i>	—
12.	Tarasovic, Phil (E)	Yale
13.	Holley, Weldon (B)	Baylor
14.	Emmons, Jim (T)	Alabama
15.	<i>Choice to San Francisco</i>	—
16.	Reed, Lionel (B)	Central Oklahoma State
17.	Schmitt, Bill (G)	Pittsburgh
18.	Stephans, John (B)	Holy Cross
19.	Jacobs, Jerry (G)	Florida State
20.	Glatz, Fred (E)	Pittsburgh
21.	Martell, Gene (T)	Notre Dame
22.	DiPasquale, Ray (B)	Pittsburgh
23.	Neft, Pete (QB)	Pittsburgh
24.	Ingram, Bryan (E)	TCU
25.	O'Dell, Bill (B)	Clemson
26.	Sweeney, Frank (G)	Xavier
27.	Benson, Buddy (B)	Arkansas
28.	DeGraaf, Bill (B)	Cornell
29.	Thompson, Wes (T)	Alabama

1955 6TH OVERALL

Rd	Player	School
1.	Varrichione, Frank (T)	Notre Dame
2.	<i>Choice to Los Angeles</i>	—
3.	Bernet, Ed (E)	SMU
4.	Broussard, Fred (C)	Texas A & M & Northwestern Louisiana
5.	Mason, George (T)	Alabama
6.	Harkey, Lem (B)	Emporia
7.	Reeve, Hal (T)	Oregon
8.	<i>Choice to Detroit</i>	—
9.	Unitas, John (QB)	Louisville
10.	Boyle, Terry (T)	Cincinnati
11.	Eaton, Vic (QB)	Missouri
12.	Cooke, Jim (E)	Lincoln (Pa.)
13.	Whitmer, Jim (B)	Purdue
14.	Byrne, John (G)	John Carroll
15.	Duckett, Ellis (B)	Michigan State
16.	Vincent, Frank (C)	Glenville State (W. Va.)
17.	Merchant, Ed (B)	Miami (Ohio)
18.	Maier, George (G)	Marshall
19.	Smith Ed (B)	Texas Southern
20.	Matykiewicz, Lou (E)	Iowa
21.	Phenix, Rees (T)	Georgia Tech
22.	McCabe, Richie (B)	Pittsburgh
23.	Holz, Gordy (T)	Minnesota
24.	Mayock, Mike (E)	Villanova
25.	Bull, Charlie (G)	Missouri
26.	Soltau, Jim (E)	Minnesota
27.	Sanford, Bill (B)	Hofstra
28.	Williams, Dave (G)	Ohio State
29.	Sinclair, Bernie (E)	Texas A & M
30.	Caruzzi, Jim (B)	Marquette

1954 7TH OVERALL

Rd	Player	School
1.	Lattner, John (B)	Notre Dame
2.	Stark, Pat (B)	Syracuse
3.	Miner, Tom (E)	Tulsa
4.	<i>Choice to Los Angeles</i>	—
5.	<i>Choice to San Francisco</i>	—
6.	Pepper, Laurin (B)	Mississippi Southern
7.	O'Brien, Jack (E)	Florida
8.	Cameron, Paul (B)	UCLA
9.	Zombeck, Joe (E)	Pittsburgh
10.	Fisher, Bob (T)	Tennessee
11.	Cimarolli, Lou (B)	Pittsburgh
12.	Fritz, Don (E)	Cincinnati
13.	Lattimer, Charley (C)	Maryland
14.	Bradford, Roger (E)	Waynesburg & Duquesne
15.	Drake, Tom (G)	Chattanooga
16.	Krol, Cas (T)	Detroit
17.	Fulwyler, Joe (C)	Oregon State
18.	Penza, Don (E)	Notre Dame
19.	Rydalch, Don (B)	Utah
20.	Prender, Fred (B)	West Chester State
21.	Tassotti, Dan (T)	Miami (Fla.)
22.	Lapsley, John (G)	Northeastern
23.	Pascarella, Joe (T)	Penn State
24.	Flangagan, Jack (E)	Detroit
25.	Barron, Jim (T)	Mississippi State & Tulsa
26.	Varaitis, Joe (B)	Penn
27.	Yewcic, Tom (B)	Michigan State
28.	Bush Joe (G)	Notre Dame
29.	Fagan, Joe (T)	John Carroll
30.	Sweatte, Juel (B)	Oklahoma

Steelers All-Time Draft Picks

1953 5TH OVERALL

Rd	Player	School
1.	Marchibroda, Ted (QB)	Detroit & St. Bonaventure
2.	Johnson, John Henry (B)	St. Marys (Cal.) & Arizona State
3.	Matuszak, Marv (LB)	Tulsa
4.	Coleryann, Lloyd (E)	Maryland
5.	Gaona, Bob (T)	Wake Forest
6.	Barton, Tom (G)	Clemson
7.	Alderton, John (E)	Maryland
8.	Perry, Lowell (E)	Michigan
9.	Sarnese, Pat (T)	Temple
10.	Holohan, Frank (T)	Tennessee
11.	<i>Choice to Chicago Bears</i>	—
12.	Robertson, Jerry (B)	Kansas
13.	Davis, Leo (E)	Bradley
14.	Montgomery, Charley (T)	Mississippi
15.	O'Neill, Bob (E)	Notre Dame
16.	Zachary, John (B)	Miami (Ohio)
17.	Quinn, Reed, (B)	Florida
18.	Holben, Carl (T)	Duke
19.	Williams, John (B)	Louisville
20.	Hayley, Will Lee (E)	Auburn
21.	Earley, Don (G)	South Carolina
22.	O'Connor, Ed (T)	Maryland
23.	Correll, Ray (G)	Kentucky
24.	Schneidenbach, Bob (B)	Miami (Fla.)
25.	Hampel, Vic (E)	Houston
26.	McLairn, Jack (E)	Bethune-Cookman
27.	Delaney, Jack (B)	Cincinnati
28.	Cimini, Joe (T)	Mississippi State
29.	Massaro, Art (B)	W & J
30.	Tepe, Lou (C)	Duke

1952 6TH OVERALL

Rd	Player	School
1.	Modzelewski, Ed (B)	Maryland
2.	Tarasovic, George (C)	LSU
3.	Wadiak, Steve (B)	South Carolina
4.	Gearding, Jack (T)	Xavier
5.	<i>Choice to Chicago Bears</i>	—
6.	<i>Choice to Los Angeles</i>	—
7.	Hipps, Claude (B)	Georgia
8.	<i>Choice to Chicago Bears</i>	—
9.	Payne, Herky (B)	Tennessee
10.	Gilmartin, George (B)	Xavier
11.	Spinks, Jack (B)	Alcorn A & M
12.	McFadden, Marv (T)	Michigan State
13.	Flood, Dave (B)	Notre Dame
14.	Davis, June (G)	Texas
15.	Pivrotto, Dick (B)	Princeton
16.	Ladygo, Pete (G)	Maryland
17.	Smithwick, Pat (E)	St. Norberts
18.	MacDonald, Andy (B)	Cent. Michigan
19.	Kerkorian, Gary (QB)	Stanford
20.	Simeone, Dan (T)	Villanova
21.	Babcock, Harry (E)	Georgia
22.	Byrne, Bob (B)	Montana State
23.	Pollock, Vic (B)	Army
24.	Bestwick, Bob (QB)	Pittsburgh
25.	Robinson, Bill (B)	Lincoln (Mo.)
26.	Wilson, Bobby (B)	Alabama
27.	Doyle, Skip (B)	Ohio State
28.	Hanifan, Jerry (B)	St. Bonaventure
29.	Warriner, Chris (E)	Pittsburgh
30.	Kissell, Ed (B)	Wake Forest

1951 9TH OVERALL

Rd	Player	School
1.	Avinger, Clarence (B)	Alabama
2.	Ortmann, Chuck (B)	Michigan
3.	Sulima, George (E)	Boston University
4.	French, Barry (T)	Purdue
5.	Sampson, Floyd (B)	McMurry
6.	Dodril, Dale (G)	Colorado A & M
7.	Mathews, Ray (B)	Clemson
8.	Minarik, Hank (E)	Michigan State
9.	Schweder, John (G)	Penn
10.	Salata, Paul (E)	Southern California
11.	McCutcheon, Joe (G)	Washington & Lee
12.	Brandt, Jim (B)	St. Thomas (Minn.)
13.	Szabo, Bill (T)	Bucknell
14.	Mizerany, Mike (G)	Alabama
15.	Webb, Clay (B)	Kentucky
16.	Oberg, Lambert (C)	Trinity (Conn.)
17.	Ghelmann, Ted (T)	William & Mary
18.	Field, Pat (B)	Georgia
19.	Pavilkowski, Bill (B)	Boston University
20.	Donnelly, Tom (T)	Holy Cross
21.	Cheatham, Ernie (T)	Loyola (Cal.)
22.	Hendley, Dick (B)	Clemson
23.	Minor, Joe (E)	John Carroll
24.	Alois, Art (C)	San Francisco
25.	Calvin, Tommy (B)	Alabama
26.	Pearman, Bill (G)	Tennessee
27.	Radcliffe, Bob (B)	Wisconsin
28.	Hansen, Howie (B)	UCLA
29.	Smith, Fred (E)	Tulsa
30.	Gruble, John (E)	Tennessee

1950 8TH OVERALL

Rd	Player	School
1.	Chandnois, Lynn (B)	Michigan State
2.	Stautner, Ernie (T)	Boston College
3.	Hughes, George (G)	William & Mary
4.	<i>Choice to Chicago Bears</i>	—
5.	Allen, Lou (T)	Duke
6.	Mattson, Ed (B)	Trinity (Texas)
7.	Smith, Truett (B)	Mississippi State & Wyoming
8.	Rogel, Fran (B)	Penn State
9.	Druen, Max (T)	Tulane
10.	<i>Choice to Chicago Cards</i>	—
11.	Williams, Charley (E)	Sam Houston State
12.	<i>Choice to Chicago Cards</i>	—
13.	Norton, Negley (T)	Penn State
14.	Kynes, Jim (C)	Florida
15.	Russell, Harry (B)	San Jose State
16.	Barkouskie, Bernie (G)	Pittsburgh
17.	Bodine, Al (B)	Georgia
18.	Powell, Kenneth (E)	North Carolina
19.	Gaul, Frank (T)	Notre Dame
20.	DeNoia, Mike (B)	Scranton
21.	Tomlinson, Dick (G)	Kansas
22.	Burak, Stan (B)	George Washington
23.	Kersulis, Walt (E)	Illinois
24.	Weaver, John (G)	Miami (Ohio)
25.	Numbers, Bob (C)	Lehigh
26.	Vaccaro, Nick (B)	Florida
27.	Kreiser, Elmer (E)	Bloomsburg State
28.	Diehl, Jerry (B)	Idaho
29.	DePasqua, Carl (B)	Pittsburgh
30.	Hudak, Ed (T)	Notre Dame

Steelers All-Time Draft Picks

1949 6TH OVERALL

Rd	Player	School
1.	Gage, Bobby (B)	Clemson
2.	Davis, Harper (B)	Mississippi State
3.	Walsh, Bill (C)	Notre Dame
4.	Geri, Joe (B)	Georgia
5.	Long, Bill (E)	Oklahoma A & M
6.	Brightwell, Doug (C)	TCU
7.	Talarico, Bill (B)	Penn
8.	Brown, George (G)	TCU
9.	Breenan, Tom (T)	Boston College
10.	Hood, Bob (E)	Alabama
11.	Sanders, Al (C)	Mississippi Southern
12.	Finks, Jimmy (B)	Tulsa
13.	Walston, R.R.(G)	North Texas State
14.	Moon, Dave (B)	SMU
15.	Sobczak, Ed (E)	Michigan
16.	Snell, Denvard (T)	Auburn
17.	Kissell, Veto (B)	Holy Cross
18.	Shipman, Clint (T)	East Texas State
19.	McBridge, Jack (E)	Rice
20.	Mann, Ben (G)	Mississippi
21.	Jackura, Joe (C)	Georgia
22.	Johnson, Lloyd (B)	West Texas State
23.	Owens, Jim (E)	Oklahoma
24.	Snowden, Ivan (T)	Texas A & I
25.	Goff, Bobby (B)	Texas A & M

1948 9TH OVERALL

Rd	Player	School
1.	Edwards, Dan (E)	Georgia
2.	Nuzum, Jerry (B)	New Mexico A & M
3.	Wozniak, John (G)	Alabama
4.	Gasparella, Joe (QB)	Notre Dame
5.	Luongo, Bill (B)	Penn
6.	Cooper, Jim (C)	North Texas State
7.	Ryan, Ed (E)	St. Mary's (Cal.)
8.	Deranek, Dick (B)	Indiana
9.	Redfield, Paul (T)	Colgate
10.	Papach, George (B)	Purdue
11.	Finical, Tom (E)	Princeton
12.	Lane, Clayton (T)	New Hampshire
13.	Mazuca, Dick (G)	Canisius
14.	McPeak, Bill (E)	Pittsburgh
15.	Messoline, Frank (B)	Scranton
16.	Lane, Tom (T)	Muhlenburg
17.	Barbolak, Pete (T)	Purdue
18.	Folger, Fred (B)	Duke
19.	Snyder, Charley (T)	Marshall
20.	Stevens, Tally (E)	Utah
21.	Norman, Dike (C)	Washington & Lee
22.	Simmons, Floyd (B)	Notre Dame
23.	Hausser, Paul (T)	Wichita
24.	Ramsay, Bob (B)	SMU
25.	Whitlow, Felton (T)	North Texas State
26.	Bowen, Dinky (B)	Georgia Tech
27.	Gibron, Abe (G)	Purdue
28.	Hilkene, Bruce (T)	Michigan
29.	Zuchowski, Ted (T)	Toledo
30.	DeMatteo, Tony (B)	Pittsburgh

1947 5TH OVERALL

Rd	Player	School
1.	Bechtol, Hub (E)	Texas
2.	Mastrangelo, John (G)	Notre Dame
3.	Wydo, Frank (T)	Cornell
4.	Aschtenbrenner, Frank (B)	Northwestern
5.	Meeks, Bryant (C)	South Carolina
6.	Shipkey, Jerry (B)	UCLA
7.	Vander Clute, Bert (G)	Wesleyan
8.	Gibson, Paul (E)	North Carolina State
9.	Medd, Jack (C)	Wesleyan
10.	Fitch, Jack (B)	North Carolina
11.	Parseghian, Ara (B)	Miami (Ohio)
12.	Moore, Bill (T)	Penn State
13.	Bruno, Larry (B)	Geneva
14.	Jenkins, Ralph (C)	Clemson
15.	Nickel, Elbie (E)	Cincinnati
16.	Cregar, Bill (C)	Holy Cross
17.	Mulready, Jerry (B)	North Dakota State
18.	Smith, Warren (T)	Kansas Wesleyan
19.	Hamilton, Fred (T)	Vanderbilt
20.	Taylor, Fred (E)	TCU
21.	Bushmaier, Binks (B)	Vanderbilt
22.	Davis, Paul (B)	Otterbein
23.	Kalminar, Tommy (B)	Pitt & Nevada
24.	Mohr, Don (E)	Baldwin-Wallace
25.	Young, Art (G)	Dartmouth
26.	Sazio, Ralph (T)	William & Mary
27.	Pitzer, Dick (E)	Army
28.	Stalloni, Tom (T)	Delaware
29.	DiFrancesca, Vince (G)	Northwestern
30.	Lahr, Warren (B)	Western Reserve

1946 3RD OVERALL

Rd	Player	School
1.	Blanchard, Doc (B)	Army
2.	Clark, George (B)	Duke
3.	Rowe, Harmon (B)	Baylor & San Francisco
4.	Tepsic, Joe (B)	Penn State
5.	Seiferling, Jack (B)	Utah State
6.	Woods, Marion (G)	Clemson
7.	Reinhardt, Tom (T)	Minnesota
8.	Ponsetto, Joe (B)	Michigan
9.	Evans, Bob (B)	Penn
10.	Bonwell, Mel (B)	Central Iowa
11.	Holloway, Doc (G)	William & Mary
12.	Owen, Carroll (B)	Catawba
13.	Poppin, George (T)	New Mexico
14.	McCain, Bob (E)	Mississippi
15.	Tallchief, Tom (T)	Oklahoma
16.	Perl, Al (B)	Youngstown & Georgia
17.	Lopez, Russ (C)	West Virginia
18.	Garrison, Charles (G)	Wake Forest
19.	Cloud, Bill (T)	Temple
20.	Garbinski, Mike. (B)	Penn State
21.	Loiacoano, Charley (C)	Lafayette
22.	Johnson, George (T)	Pittsburgh
23.	Leitheiser, Bill (G)	Duke
24.	Adams, Roger (C)	Florida
25.	Verkins, Bob (B)	Tulsa
26.	Castle Clarence (B)	Mississippi
27.	Marino, Marchi (T)	Penn State
28.	Hansen, Bob (E)	UCLA
29.	Graves, Larry (T)	Newberry
30.	Bruce, Gall (E)	Washington

Steelers All-Time Draft Picks

1945 2ND OVERALL

Rd	Player	School
1.	Duhart, Paul (B)	Florida
2.	Dugger, Jack (E)	Ohio State
3.	Dellastatious, Bill (B)	Missouri
4.	Adamas, Roger (C)	Florida
5.	Mehelich, Chuck (E)	Duquesne
6.	Browning, Greg (E)	Denver
7.	Wolak, Mike (B)	Duquesne
8.	Hughes, Tom (T)	Purdue & Missouri
9.	Pense, Leon (B)	Arkansas
10.	Brandau, Art (C)	Tennessee
11.	Ball, Ray (B)	Holy Cross
12.	Basilone, Frank (B)	Duquesne
13.	Monahan, John (E)	Dartmouth
14.	Odelli, Mel (B)	Duquesne
15.	<i>Choice to Chicago Bears</i>	—
16.	Ungles, Jim (B)	Kansas State
17.	Itzel, John (B)	Pittsburgh
18.	Wizbicki, Alex (B)	Holy Cross
19.	Landrigan, Jim (T)	Holy Cross & Dartmouth
20.	Lilienthal, Bill (T)	Villanova
21.	Price, Art (B)	Rutgers
22.	Malmberg, Don (B)	UCLA
23.	Hartwell, Everette (E)	Auburn
24.	Cain, Ed (B)	Rice
25.	Carliaccini, Angelo (B)	Pittsburgh
26.	Burns, Ed (B)	Boston College
27.	Stough, Glen (T)	Duke
28.	Marsh, Jim (T)	Oklahoma A & M
29.	Grant, Ralph (B)	Bucknell
30.	Kondria, John (T)	St. Vincent

1944 10TH OVERALL

Rd	Player	School
1.	Podesto, Johnny (B)	St. Mary's (Cal.)
2.	Odell, Bob (B)	Penn
3.	Gantt, Bob (E)	Duke
4.	McCaffray, Art (T)	Santa Clara & College of Pacific
5.	Owen, George (G)	Wake Forest
6.	Savage, Dan (B)	Brown
7.	Freitas, Jesse (B)	Santa Clara
8.	Titus, George (C)	Holy Cross
9.	Stofko, Ed (B)	St. Francis
10.	Jansante, Val (E)	Duquesne
11.	Buda, Carl (G)	Tulsa
12.	Gray, Sam (E)	Tulsa
13.	Longacre, Bob (B)	William & Mary
14.	Zetty, Les (E)	Muhlenberg
15.	Myers, Jim (G)	Tennessee
16.	Gottlieb, Joe (B)	Duquesne
17.	Davis, Hugh (B)	Michigan State
18.	Sullivan, Bill (E)	Villanova
19.	Woodside, Jimmy (C)	Temple
20.	Miller, Bill (B)	Penn
21.	Lawson, Bob (E)	Holy Cross
22.	Caver, Hank (B)	Presbyterian
23.	Carter, Paul (T)	Michigan State
24.	Holben, Dick (T)	Muhlenberg
25.	Tippee, Howard (B)	Iowa State
26.	Malmberg, Charley (T)	Rice
27.	Ashbaugh, Russ (B)	Notre Dame
28.	Petroski, Pat (G)	Miami (Fla.)
29.	Tosti, Joe (E)	Scranton
30.	Seelinger, Len (B)	Wisconsin

1943 7TH OVERALL

Rd	Player	School
1.	Daley, Bill (B)	Minnesota
2.	Russell, Jack (E)	Baylor
3.	Connolly, Harry (B)	Boston College
4.	Sossamon, Lou (C)	South Carolina
5.	Ratto, Al (C)	St. Mary's (Cal.)
6.	Curry, Ray (E)	St. Mary's (Cal.)
7.	Murphy, Ed (E)	Holy Cross
8.	Dwelle, Dick (B)	Rice
9.	Wukits, Al (C)	Duquesne
10.	Repko, Joe (T)	Boston College
11.	Boltrek, Pete (T)	North Carolina State
12.	Shiekman, Mort (G)	Penn
13.	Crain, Milt (B)	Baylor
14.	Kielbasa, Max (B)	Duquesne
15.	Skorich, Nick (G)	Cincinnati
16.	Field, Jackie (B)	Texas
17.	Bucek, Felix (G)	Texas A & M
18.	Welsh, Johnny (B)	Penn
19.	Compagno, Tony (B)	St. Mary's (Cal.)
20.	Zapalac, Willie (B)	Texas A & M
21.	Bain, George (T)	Oregon State
22.	Wynne, Clay (T)	Arkansas
23.	Cibulas, Joe (T)	Duquesne
24.	Yambrick, Bill (C)	Western Michigan
25.	Freeman, Jack (G)	Texas
26.	Goode, Joe (B)	Duquesne
27.	Durishan, Jack (T)	Pittsburgh
28.	Lobpries, Fritz (G)	Texas
29.	Jones, Art (B)	Haverford
30.	Ruman, Bob (B)	Arizona

1942 1ST OVERALL

Rd	Player	School
1.	Dudley, Bill (B)	Virginia
2.	Martin, Vern (B)	Texas
3.	Casaneaga, Ken (B)	Santa Clara
4.	Kutner, Mal (E)	Texas
5.	Sandig, Curt (B)	St. Mary's (Tex.)
6.	Greene, Charley (T)	Tulsa
7.	Butler, Johnny (B)	Tennessee
8.	Spendlove, Floyd (T)	Utah
9.	Chase, Rayburn (B)	Missouri
10.	Steele, Ernie (B)	Washington
11.	Wood, Thornley (B)	Columbia
12.	Roach, Bill (E)	TCU
13.	Holt, Wayne (G)	Tulsa
14.	Mosher, Clure (C)	Louisville
15.	Law, Hubbard (B)	Sam Houston
16.	Tomasic, Andy (B)	Temple
17.	Chamberlain, Garth (T)	Brigham Young
18.	Rokisky, John (E)	Duquesne
19.	Jenkins, Ray (B)	Colorado
20.	Kapriva, Frank (G)	Wake Forest

Steelers All-Time Draft Picks

1941 3RD OVERALL

Rd	Player	School
1.	Gladchuk, Chet (C)	Boston College
2.	Knolla, Johnny (B)	Creighton
3.	Ringold, Jim (B)	Wake Forest
4.	Sears, Vic (T)	Oregon State
5.	Suffridge, Bob (G)	Tennessee
6.	Robert, Jim (C)	Marshall
7.	Eirod, Ervin (E)	Mississippi State
8.	Fritz, Ralph (G)	Michigan
9.	Uremovich, Emil (T)	Indiana
10.	Severin, Paul (E)	North Carolina
11.	Cotton, Russ (B)	Texas Mines
12.	Goree, J.W. (G)	LSU
13.	Eibner, John (T)	Kentucky
14.	McAfee, Wes (B)	Duke
15.	Fox, Terry (B)	Miami (Fla.)
16.	Cornwall, Bill (T)	Furman
17.	Kerr, George (G)	Boston College
18.	Bjorcklund, Bob (E)	Minnesota
19.	Castiglia, Jim (B)	Georgetown
20.	Landsberg, Mort (B)	Cornell

1940 3RD OVERALL

Rd	Player	School
1.	Eakin, Kay (B)	Arkansas
2.	Wenzel, Ralph (E)	Tulane
3.	Kiick, George (B)	Bucknell
4.	Ivy, Frank (E)	Oklahoma
5.	Goff, Clark (T)	Florida
6.	Bykowski, Frank (G)	Purdue
7.	Cignetti, Pete (B)	Boston College
8.	Nery, Carl (G)	Duquesne
9.	Boisseau, Dick (T)	Washington & Lee
10.	Shu, Paul (B)	VMI
11.	Cox, Cary (C)	Alabama
12.	Pirro, Rocco (B)	Catholic
13.	Noppenberg, John (B)	Miami (Fla.)
14.	Stublar, Nick (T)	Santa Clara
15.	McCarthy, Ray (B)	Santa Clara
16.	Gajeccki, Leon (C)	Penn State
17.	Sullivan, Mike (E)	North Carolina State
18.	Daly, Seaton (T)	Gonzaga
19.	Harvey, Thad (T)	Notre Dame
20.	Katzenstein, Marvin (T)	Colorado Mines

1939 2ND OVERALL

Rd	Player	School
1.	<i>Choice to Chicago Bears</i>	—
2.	<i>Choice to Brooklyn</i>	—
3.	Patterson, Bill (B)	Baylor
4.	McCullough, Hugh (B)	Oklahoma
5.	Wheeler, Ernie (B)	North Dakota State
6.	Boyd, Sam (E)	Baylor
7.	Palumbo, Eddie (B)	Detroit
8.	Nelson, Ole (E)	Michigan State
9.	Petro, Steve (G)	Pittsburgh
10.	Lee, Jack (B)	Carnegie Tech
11.	Tomasetti, Lou (B)	Bucknell
12.	Cochran, Denny (B)	St. Louis
13.	Hoffman, Fabian (E)	Pittsburgh
14.	Clary, Ed (B)	South Carolina
15.	Tosi, John (C)	Niagara
16.	Lezouski, Al (G)	Pittsburgh
17.	Longhi, Ed (C)	Notre Dame
18.	Shrik, Dave (E)	Kansas
19.	Peters, Frank (E)	Washington
20.	Sheldrake, Tom (E)	Washington

1938 4TH OVERALL

Rd	Player	School
1a.	White, Byron (B)	Colorado
1b.	Filchock, Frankie (B)	Indiana
2a.	<i>Choice to New York</i>	—
2b.	<i>Choice to Detroit</i>	—
3.	Midler, Lou (T)	Minnesota
4.	Platukis, George (E)	Duquesne
5.	King, Ray (E)	Minnesota
6.	Burnette, Tom (B)	North Carolina
7.	McDonough, Paul (E)	Utah
8.	McCarty, Pat (C)	Notre Dame
9.	<i>Choice to Cleveland</i>	—
10.	<i>Choice to Chicago Cards</i>	—

1937 5TH OVERALL

Rd	Player	School
1.	Basrak, Mike (C)	Duquesne
2.	Finley, Bob (B)	SMU
3.	Breedon, Bill (E)	Oklahoma
4.	Hewes, Bo (B)	Oklahoma
5.	Frye, Jack (B)	Missouri
6.	Roach, Walt (E)	TCU
7.	Haines, Byron (E)	Washington
8.	Kordick, Marty (G)	St. Mary's (Cal.)
9.	Patanelli, Matt (E)	Michigan
10.	Nevers, Stan (T)	Kentucky

1936 3RD OVERALL

Rd	Player	School
1.	Shakespeare, Bill (B)	Notre Dame
2.	Barnum, Len (B)	West Virginia Wesleyan
3.	Grayson, Bobby (B)	Stanford
4.	Spain, Truman(T)	SMU
5.	Sandefur, Wayne (B)	Purdue
6.	Orr, Maurice (T)	SMU
7.	Peters, Marty (E)	Notre Dame
8.	Karpowich, Ed (T)	Catholic
9.	Meglen, Joe (B)	Georgetown

Steelers All-Time Draft Picks

BY SCHOOL (281)							
School	Players	School	Players	School	Players	School	Players
Pittsburgh	46	St. Mary's (CA)	6	Hofstra	2	Gonzaga	1
Notre Dame	36	Texas A&M-Commerce	6	Indiana State	2	Haverford College	1
Penn State	28	Texas Tech	6	Iowa State	2	Hillsdale	1
Florida	24	Villanova	6	Lehigh	2	Howard Payne	1
Purdue	24	Arizona	5	Los Angeles State	2	Idaho State	1
Michigan	22	Fresno State	5	Louisiana-Lafayette	2	Illinois State	1
Ohio State	22	Idaho	5	Louisiana-Monroe	2	Indiana (PA)	1
Michigan State	21	Kent State	5	Marquette	2	Jacksonville State	1
Georgia	20	Rutgers	5	McMurry (TX)	2	Kansas-Wesleyan	1
Tennessee	19	San Diego State	5	Memphis	2	Lafayette	1
Baylor	17	Santa Clara	5	Montana State	2	Langston	1
Clemson	17	Southern Mississippi	5	Nevada	2	Lenoir-Rhyne	1
Miami (FL)	17	Texas Southern	5	New Mexico State	2	Liberty	1
Texas	17	Tulane	5	Northeastern	2	Lincoln (MO)	1
Alabama	16	Virginia Tech	5	Northern Illinois	2	Lincoln (PA)	1
Oklahoma	16	Wichita State	5	Northwestern State (LA)	2	Long Beach State	1
Washington	16	Wyoming	5	Princeton	2	Loyola Marymount	1
Maryland	15	Arkansas State	4	Rhode Island	2	Maine	1
Wisconsin	15	Bucknell	4	San Francisco	2	Maryland East. Shore	1
Minnesota	15	California	4	St. Bonaventure	2	McNeese State	1
Nebraska	15	Central Michigan	4	St. Thomas	2	Missouri Valley	1
Arkansas	14	Florida A&M	4	Texas-El Paso	2	Navy	1
Boston College	14	Jackson State	4	Toledo	2	New Hampshire	1
Duquesne	14	Louisiana Tech	4	Trinity (TX)	2	New Mexico Highlands	1
Missouri	14	Massachusetts	4	University of Pacific	2	Newberry	1
UCLA	14	Nevada-Las Vegas	4	Virginia Military Inst.	2	Niagara	1
Kentucky	13	Northwestern	4	Washington State	2	North Alabama	1
North Carolina State	13	South Carolina State	4	Waynesburg	2	Northern Arizona	1
USC	13	Tennessee State	4	Weber State	2	Northern Colorado	1
Colorado	12	Utah State	4	Wesleyan	2	Northern Montana State	1
Duke	12	Virginia	4	Youngstown State	2	Ohio University	1
Mississippi	12	Western Michigan	4	Abilene Christian	1	Otterbein	1
Texas A&M	12	Xavier (OH)	4	Alabama A&M	1	Pittsburg State	1
Tulsa	12	Arkansas-Pine Bluff	3	Alma	1	Pittsburgh-Johnstown	1
Utah	12	Army	3	Angelo State	1	Prairie View A&M	1
Florida State	11	Cornell	3	Augustana (S.D.)	1	Presbyterian	1
Mississippi State	11	Eastern Kentucky	3	Baldwin-Wallace	1	Puget Sound	1
Oregon	11	Grambling State	3	Bloomsburg	1	Richmond	1
Wake Forest	11	John Carroll	3	Boise State	1	Salem (WV)	1
Holy Cross	10	Marshall	3	Bradley	1	Samford	1
Iowa	10	Mississippi Valley State	3	Brown	1	Simpson (IA)	1
North Texas	10	Morgan State	3	Cal State-Fullerton	1	South Dakota State	1
South Carolina	10	Muhlenberg	3	Canisius	1	Southeast Missouri State	1
Texas Christian	10	Nebraska-Kearney	3	Carnegie Mellon	1	Southern University	1
Auburn	9	New Mexico	3	Case Western Reserve	1	St. Francis (PA)	1
Brigham Young	9	North Carolina A&T	3	Catawba	1	St. Louis	1
Cincinnati	9	North Carolina Central	3	Central Coll. (IA)	1	St. Mary's (TX)	1
Houston	9	North Dakota State	3	Central Florida	1	St. Norbert	1
Kansas	9	Sam Houston State	3	Central Oklahoma	1	St. Vincent	1
LSU	9	San Jose State	3	Charlotte	1	Tampa	1
Oklahoma State	9	Scranton	3	Coll. of Emporia	1	Texas A&M - Kingsville	1
Oregon State	9	Tennessee-Chattanooga	3	Colorado Mines	1	Texas State	1
Pennsylvania	9	Washington & Lee	3	Columbia	1	Texas-Arlington	1
Stanford	9	West Texas A&M	3	Compton CC CA	1	The Citadel	1
Temple	9	Akron	2	Creighton	1	Trinity (CT)	1
Georgia Tech	8	Albion	2	Dayton	1	Troy	1
Illinois	8	Alcorn State	2	Delaware	1	Tusculum	1
Indiana	8	Bethune-Cookman	2	Delaware State	1	Valparaiso	1
Louisville	8	Boston University	2	Denison	1	Washington & Jefferson	1
North Carolina	8	Bowling Green State	2	Denver	1	West Chester	1
Rice	8	Cal Poly-S.L.O.	2	Drake	1	West Liberty State	1
Southern Methodist	8	Catholic	2	Eastern Illinois	1	West Virginia Wesleyan	1
Syracuse	8	Colgate	2	Eastern New Mexico	1	Western Carolina	1
West Virginia	8	Connecticut	2	Eastern Washington	1	Western Illinois	1
Arizona State	7	Dartmouth	2	Edward Waters	1	William Jewell	1
Detroit Mercy	7	East Carolina	2	Elon	1	Winston-Salem State	1
Kansas State	7	Eastern Michigan	2	Emporia State	1	Wis.-Platteville	1
Miami (OH)	7	George Washington	2	Fort Valley State	1	Yale	1
Vanderbilt	7	Georgetown	2	Furman	1		
William & Mary	7	Hardin-Simmons	2	Geneva	1		
Colorado State	6	Hawaii	2	Glenville State	1		

Steelers Trades Since 1970 AFL-NFL Merger

2023 5 TRADES

April 18: Traded 2023 7th round pick (Jason Taylor II) to L.A. Rams for Allen Robinson II and 2023 7th round pick (Spencer Anderson)

April 27: Traded 2023 1st round pick (17th overall, Christian Gonzalez) and 2023 4th round pick to Patriots for 2023 1st round pick (14th overall, Broderick Jones)

April 28: Traded 2023 3rd round pick (80th overall, D.J. Johnson) to Panthers for 2023 3rd round pick (93rd overall, Darnell Washington) and 2023 4th round pick

August 28: Traded Kevin Dotson, 2024 5th round pick and 2025 6th round pick to L.A. Rams for 2024 4th round pick and 2025 5th round pick

August 29: Traded Kendrick Green to Texans for 2025 6th round pick

2022 4 TRADES

August 30: Traded 2023 6th round pick to Broncos for Malik Reed and 2023 7th round pick

August 30: Traded conditional 2025 7th round pick to Vikings for Jesse Davis

November 1: Traded conditional 2025 6th round pick to Commanders for William Jackson III and conditional 2025 7th round pick

November 1: Traded Chase Claypool to Bears for 2023 2nd round pick (32nd overall, Joey Porter Jr.)

2021 3 TRADES

August 12: Traded 2022 6th round pick (197th overall, Gregory Junior) to Jaguars for Joe Schobert

September 3: Traded 2023 5th round pick to Seahawks for Ahkello Witherspoon

November 2: Traded Melvin Ingram III to Chiefs for 2022 6th round pick (208th overall, Connor Heyward)

2019 6 TRADES

March 13: Traded Marcus Gilbert to Cardinals for 2019 6th round pick (207th overall, Ulysees Gilbert)

March 13: Traded Antonio Brown to Raiders for 2019 3rd round pick (66th overall, Diontae Johnson) and 2019 5th round pick (141st overall, Zach Gentry)

April 25: Traded 2019 1st round pick (20th overall, Noah Fant), 2019 2nd round pick (52nd overall subsequently traded, Drew Sample) and a 2020 3rd round pick (83rd overall, Lloyd Cushenberry) to Broncos for 2019 1st round pick (10th overall, Devin Bush)

September 9: Traded Joshua Dobbs to Jaguars for a 2020 5th round pick (subsequently traded, Nick Vannett)

September 16: Traded a 2020 1st round pick, a 2021 5th round pick and a 2021 6th round pick to (18th overall, Austin Jackson) Dolphins for Minkah Fitzpatrick, a 2020 4th round pick (135th overall, Kevin Dotson) and a 2021 7th round pick

September 25: Traded a 2020 5th round pick (subsequently traded, Quinton Dunbar) to Seahawks for Nick Vannett



**BRODERICK
JONES**

2018 3 TRADES

April 26: Traded Martavis Bryant to Raiders for 2018 3rd round pick (79th overall subsequently traded, Rasheem Green)

April 27: Traded 2018 3rd round pick (79th overall, Rasheem Green) and 2018 7th round pick (220th overall, Alex McGough) to Seahawks for 2018 3rd round pick (76th overall, Mason Rudolph)

August 27: Traded 2019 5th round pick (158th overall subsequently traded, Michael Jackson) to Raiders for Ryan Switzer and 2019 6th round pick (175th overall, Sutton Smith)

2017 3 TRADES

August 24: Traded Lucas Crowley to Washington for Dashaun Phillips

September 2: Traded Sammie Coates and 2019 7th round pick (234th overall subsequently traded, Myles Gaskin) to Browns for 2018 6th round pick (202nd overall subsequently traded, Jack Cichy)

September 2: Traded Ross Cockrell to Giants for 2018 7th round pick (220th overall subsequently traded, Alex McGough) (conditional pick)

2016 1 TRADE

September 2: Traded 2018 6th round pick (202nd overall subsequently traded, Jack Cichy) to Browns for Justin Gilbert

2015 3 TRADES

August 1: Traded 2016 5th round pick (164th overall, Halapoulivaati Vaitai) to Eagles for Brandon Boykin

August 31: Traded 2016 6th round pick (201st overall, Brandon Allen) to Jaguars for Josh Scobee

September 4: Traded Brad Wing to Giants for 2016 7th round pick (229th overall, Demarcus Ayers)

2013 3 TRADES

April 27: Traded 2014 3rd round pick (83rd overall subsequently traded, Louis Nix) to Browns for 2013 4th round pick (111th overall, Shamarko Thomas)

August 23: Traded Adrian Robinson to Eagles for Felix Jones
October 2: Traded a conditional 2014 pick (Not exercised) to Cardinals for Levi Brown

Steelers Trades Since 1970 AFL-NFL Merger

2012 1 TRADE

April 28: Traded 2012 4th round pick (119th overall, Keenan Robinson) and 2012 6th round pick (193rd overall, Tom Compton) to Washington for 2012 4th round pick (109th overall, Alameda Ta'amu)

2010 3 TRADES

April 12: Traded Santonio Holmes to Jets for 2010 5th round pick (155th overall subsequently traded, John Skelton)

April 21: Traded 2010 7th round pick (225th overall subsequently traded, Syd'Quan Thompson) to Buccaneers for Byron Leftwich

April 24: Traded 2010 5th round pick (155th overall, John Skelton) to Cardinals for Bryant McFadden and 2010 6th round pick (195th overall, Antonio Brown)

2009 1 TRADE

April 25: Traded 2009 2nd round pick (64th overall, Richard Quinn) and 2009 4th round pick (132nd overall, Seth Olsen) to Broncos for 2009 3rd round pick (79th overall, Kraig Urbik) and 2009 3rd round pick (84th overall, Mike Wallace)

2008 2 TRADES

April 27: Traded 2008 4th round pick (123rd overall, Bryan Kehl) to Giants for 2008 4th round pick (130th overall, Tony Hills) and 2008 6th round pick (194th overall, Ryan Mundy)

September 2: Traded Sean Mahan to Buccaneers for an undisclosed 2008 draft pick

2007 2 TRADES

April 29: Traded 2007 4th round pick (119th overall, Allen Barbre) and 2007 6th round pick (193rd overall, Mason Crosby) to Packers for 2007 4th round pick (112th overall, Daniel Sepulveda)

September 1: Traded an undisclosed 2007 draft pick to Falcons for Allen Rossum

2006 3 TRADES

April 29: Traded 2006 2nd round pick (64th overall, Tarvaris Jackson) to Vikings for 2006 3rd round pick (83rd overall, Anthony Smith) and 2006 3rd round pick (95th overall, Willie Reid)

April 29: Traded 2006 1st round pick (32nd overall, Mathias Kiwanuka), 2006 3rd round pick (96th overall, Gerris Wilkinson) and 2006 4th round pick (129th overall, Guy Whimper) to Giants for 2006 1st round pick (25th overall, Santonio Holmes)

September 1: Traded 2007 5th round pick to Patriots for Patrick Cobbs

2004 2 TRADES

April 24: Traded 2004 2nd round pick (44th overall, Bob Sanders) and 2004 4th round pick (107th overall, Kendyll Pope) to Colts for 2004 2nd round pick (38th overall, Ricardo Colclough)

September 4: Traded Todd Fordham to Panthers for an undisclosed 2004 draft pick

2003 2 TRADES

April 26: Traded 2003 1st round pick (27th overall, Larry Johnson), 2003 3rd round pick (92nd overall, Julian Battle) and 2003 6th round pick (200th overall subsequently traded, Brooks Bollinger) to Chiefs for 2003 1st round pick (16th overall, Troy Polamalu)

August 30: Traded an undisclosed 2004 draft pick to Eagles for Freddie Milons

2002 1 TRADE

August 31: Traded Troy Edwards to Rams for 2004 6th round pick (194th overall, Matt Kranchick)

2001 2 TRADES

April 21: Traded 2001 2nd round pick (50th overall subsequently traded, Dominic Raiola) and 2001 4th round pick (112th overall subsequently traded, Carlos Polk) to Patriots for 2001 2nd round pick (39th overall, Kendrick Bell)

April 21: Traded 2001 1st round pick (16th overall, Santana Moss) to Jets for 2001 1st round pick (19th overall, Casey Hampton), 2001 4th round pick (111th overall, Mathias Nkenti) and 2001 6th round pick (181st overall, Rodney Bailey)

1999 5 TRADES

March 25: Traded 1999 6th round pick (183rd overall, Marc Megna) to Jets for Alex Van Dyke

April 6: Traded Jahine Arnold to Packers for (past considerations)

April 17: Traded 1999 2nd round pick (44th overall, Jim Kleinsasser) to Vikings for 1999 2nd round pick (59th overall, Scott Shields), 1999 3rd round pick (73rd overall, Joey Porter) and 1999 5th round pick (163rd overall subsequently traded, Craig Heimbarger)

April 18: Traded 1999 5th round pick (146th overall, Eric Barton) and 1999 5th round pick (163rd overall subsequently traded, Craig Heimbarger) to Raiders for 2000 3rd round pick (77th overall, Hank Poteat)

August 13: Traded 2000 7th round pick (216th overall, Delbert Cowsette) to Washington for Shar Pourdanesh

1998 8 TRADES

April 18: Traded 1998 2nd round pick (56th overall, Dorian Boose), 1998 3rd round pick (87th overall, Kevin Williams) and 1998 5th round pick (149th overall, Eric Bateman) to Jets for 1998 2nd round pick (41st overall, Jeremy Staat)

April 18: Traded 1998 7th round pick (199th overall, Ephraim Salaam), 1998 7th round pick (203rd overall, Henry Slay) and 1998 7th round pick (215th overall subsequently traded, Ryan Thelwell) to Falcons for 1998 5th round pick (137th overall, Jason Simmons)

July 2: Traded Eric Pegram to Chargers for 1999 7th round pick (214th overall, Antonio Dingle)

August 24: Traded Angel Rubio to 49ers for (past considerations)

August 24: Traded Bernard Dafney to Ravens for 1998 7th round pick (199th overall subsequently traded, Ephraim Salaam)

August 24: Traded Israel Raybon to Panthers for 1998 7th round pick (203rd overall subsequently traded, Henry Slay)

August 25: Traded J.B. Brown to Cardinals for 1999 7th round pick (228th overall, Kris Brown)

August 30: Traded Steve Conley to Colts for 1999 5th round pick (136th overall, Jerame Tuman)

Steelers Trades Since 1970 AFL-NFL Merger

1997 1 TRADE

April 4: Traded Brentson Buckner to Chargers for 1997 7th round pick (218th overall subsequently traded, Toran James)

1996 2 TRADES

April 20: Traded 1996 2nd round pick (59th overall, Ernie Conwell) and 1997 4th round pick (121st overall subsequently traded, Jerome Daniels) to Rams for Jerome Bettis and 1996 3rd round pick (72nd overall, Steve Conley)

April 21: Traded 1997 5th round pick (146th overall, Paul Bradford) and 1997 7th round pick (218th overall, Toran James) to Chargers for 1996 6th round pick (192nd overall subsequently traded, Bryan Stoltzenberg)

1995 1 TRADE

May 30: Traded Barry Foster to Panthers for 1996 6th round pick (192nd overall subsequently traded, Bryan Stoltzenberg)

1994 2 TRADES

April 29: Traded Jeff Graham to Bears for 1995 5th round pick (151st overall, Lee Flowers)

August 10: Traded Leroy Thompson to Patriots for 1995 4th round pick (120th overall, Oliver Gibson)

1993 2 TRADES

April 25: Traded 1993 2nd round pick (49th overall, Roosevelt Potts) and 1993 4th round pick (107th overall, Devon McDonald) to Colts for 1993 2nd round pick (44th overall, Chad Brown)

October 19: Traded Tim Worley to Bears for 1994 5th round pick (140th overall, Myron Bell)

1992 3 TRADES

April 26: Traded 1992 6th round pick (151st overall, Damien Russell) to 49ers for 1992 7th round pick (188th overall, Scottie Graham), 1992 8th round pick (203rd overall, Darren Perry) and 1992 8th round pick (215th overall, Nate Williams)

September 2: Traded Huey Richardson to Washington for 1993 7th round pick (185th overall, Jeff Zgonina)

September 19: Traded Thomas Everett to Cowboys for 1993 5th round pick (140th overall, Marc Woodard)

1991 1 TRADE

April 21: Traded 1991 4th round pick (100th overall, Raghib Ismail) and 1991 5th round pick (127th overall, Floyd Fields) to Patriots for 1991 4th round pick (88th overall, Sammy Walker)

1990 2 TRADES

April 21: Traded 1990 1st round pick (17th overall, Emmitt Smith) to Cowboys for 1990 1st round pick (21st overall, Eric Green) and 1990 3rd round pick (81st overall, Craig Veasey)

August 23: Traded Tim Johnson to Washington for 1991 4th round pick (103rd overall, Adrian Cooper)

1989 1 TRADE

April 21: Traded Mike Merriweather to Vikings for 1989 1st round pick (24th overall, Tom Ricketts)

1988 3 TRADES

January 1: Traded Rick Woods to Buccaneers for 1988 10th round pick (252nd overall, John Jackson)

March 29: Traded 1988 4th round pick (96th overall, J.R. Ambrose) to Chiefs for Todd Blackledge

April 12: Traded Mark Malone to Chargers for 1988 8th round pick (211th overall, Mike Hinnant)

1987 3 TRADES

April 13: Traded Dan Turk to Buccaneers for 1987 6th round pick (141st overall, Tim Johnson)

August 27: Traded 1988 10th round pick (268th overall, Channing Williams) to Broncos for Ken Woodard

September 1: Traded Rick Woods to Buccaneers for 1988 10th round pick (252nd overall, John Jackson)

1986 1 TRADE

September 1: Traded rights to Cliff Stoudt to Cardinals for 1988 5th round pick (121st overall, Darin Jordan)

1985 1 TRADE

August 31: Traded Jim Smith to Raiders for 1986 5th round pick (135th overall, Brent Jones)

1984 5 TRADES

February 21: Traded 1984 third round pick (79th overall, Sean McNanie) to Dolphins for David Woodley

July 30: Traded Steve Courson to Buccaneers for Ray Snell
August 20: Traded Rick Donnalley to Washington for 1985 fifth round pick (136th overall, Cam Jacobs)

August 21: Traded Greg Hawthorne to Patriots for 1985 ninth round pick (242nd overall, Andre Harris)

October 9: Traded 1985 fifth round pick (128th overall, Arnold Brown) to Seahawks for Steve August

1983 2 TRADES

August 10: Traded Isaac Metcalf to Washington for an undisclosed draft pick

August 17: Traded Anthony Washington to Washington for 1984 fourth round pick (111th overall, Terry Long)

1982 2 TRADES

August 18: Traded J.T. Thomas to Broncos for 1983 eighth round pick (199th overall, Henry Odom)

August 31: Traded Zack Valentine to Colts for 1983 conditional 12th round pick (not exercised)

1981 1 TRADE

August 18: Traded Steve Furness to Buccaneers for an undisclosed future draft choice

1980 2 TRADES

April 30: Traded Willie Fry to 49ers for 1980 12th round pick (306th overall, Charles Vaclavik)

July 28: Traded Mike Kruczek to Washington for 1982 seventh round pick (172nd overall, Edmund Nelson) and 1983 fifth round pick (140th overall, Gregg Garrity)

1979 1 TRADE

August 21: Traded Tony Dungy to 49ers for 1980 10th round pick (250th overall, Woodrow Wilson)

Steelers Trades Since 1970 AFL-NFL Merger

1978 9 TRADES

April 17: Traded Jim Clark and Ernie Pough to Giants for John Hicks

May 2: Traded 1978 fifth round pick (128th overall, Willie Wilder) to Packers for Dave Purefoy

May 3: Traded Ernie Holmes to Buccaneers for 1978 10th round pick (276th overall, Tom Jurich) and 1978 11th round pick (279th overall, Nat Terry)

July 20: Traded Jimmy Allen to Lions for 1979 fourth round pick (86th overall, Russell Davis)

July 22: Traded Rick Engles to Eagles for 1979 12th round pick (322nd overall, Ed Smith)

August 15: Traded Frank Lewis to Bills for Paul Seymour

August 22: Traded Glen Edwards to Chargers for 1979 sixth round pick (157th overall, Bill Murrell)

August 22: Traded Dave Purefoy to Patriots for 1979 sixth round pick (161st overall, Dwayne Woodruff)

September 5: Traded past consideration to Bears for Alvin Maxson

1977 3 TRADES

August 30: Traded Gordon Gravelle to Giants for 1980 second round pick (35th overall, Bob Kohrs)

September 11: Traded Marv Kellum to Cardinals for 1978 eighth round pick (208th overall, Rick Moser)

September 20: Traded Ron Schock to Bills for Brian Spencer

1976 4 TRADES

August 18: Traded Bob Barber to Packers for 1977 fourth round pick (93rd overall, Ted Petersen)

August 27: Traded Tommy Reamon to Chiefs for 1977 fifth round pick (121st overall, Cliff Stoudt)

September 6: Traded Bob Gaddis to Bills for 1977 10th round pick (253rd overall, Alvin Cowans)

September 6: Traded 1977 12th round pick (329th overall, I.V. Wilson) to Seahawks for 1977 10th round pick (310th overall, Jimmy Stephens)

1975 5 TRADES

April 14: Traded rights to Ed George to Colts for 1976 second round pick (47th overall, Mike Kruczek) and 1976 fourth round pick (112th overall, Wonder Monks)

August 12: Traded Steve Davis to Jets for 1977 third round pick (60th overall, Tom Beasley)

August 21: Traded John McMakin to Lions for 1977 fifth round pick (125th overall, Steve Courson)

August 25: Traded Ron Shanklin to Bears for 1976 second round pick (37th overall, Ray Pinney) and 1977 fourth round pick (99th overall, Laverne Smith)

September 15: Traded Charlie Davis to Cardinals for 1976 sixth round pick (159th overall, Gary Dunn)

1974 7 TRADES

April 14: Traded John Rowser to Broncos for 1974 sixth round pick (149th overall, Jim Wolfe) and 1974 ninth round pick (223rd overall, Tommy Reamon)

July 24: Traded Doug Kotar to Giants for Leo Gasienica

August 10: Traded Barry Pearson to Chiefs for 1975 eighth round pick (190th overall, Tom Kropp)

August 16: Traded George Webster to Patriots for 1975 10th round pick (247th overall, Kirt Heyer)

September 5: Traded Tom Keating to Chiefs for 1975 15th round pick (371st overall, James Thatcher)

September 10: Traded Bruce Van Dyke to Packers for 1976 third round pick (70th overall, Ron Coder)

September 11: Traded Craig Hanneman to Patriots for 1975 ninth round pick (222nd overall, Eugene Clark)

1973 7 TRADES

May 16: Traded Bob Adams to Patriots for 1974 seventh round pick (165th overall, Allen Sitterle)

July 23: Traded 1974 third round pick to Raiders for Tom Keating

August 1: Traded Roger Bernhardt to Jets for Mike Haggard

August 29: Traded 1974 third round pick (75th overall, Mark Van Eeghen) and 1974 sixth round pick (150th overall, Rick Druschel) to Raiders for Glen Ray Hines

September 3: Traded Ralph Anderson to Patriots for 1974 fourth round pick (82nd overall, John Stallworth)

September 10: Traded Warren Bankston to Raiders for 1974 fourth round pick (100th overall, Jim Allen) and 1974 sixth round pick (150th overall, Rick Druschel)

September 10: Traded Brian Stenger to Patriots for 1974 10th round pick (243rd overall, Jim Kregel)

1972 7 TRADES

August 2: Traded Dennis Ferris to Giants for cash

August 3: Traded Dennis Onkotz to Broncos for cash

August 7: Traded cash to Patriots for Ernie Holmes

August 31: Traded Bobby Maples to Broncos for 1973 sixth round pick (140th overall, Ron Bell)

September 6: Traded Lloyd Voss to Broncos for 1973 fifth round pick (106th overall, Dave Reavis)

September 20: Traded Rick Sharp to Broncos for 1973 eighth round pick (192 overall, Loren Toews)

October 25: Traded Dave Smith to Oilers for George Webster

1971 7 TRADES

March 12: Traded Mike Haggerty to Patriots for Marty Schottheimer

July 27: Traded Worthy McClure to Oilers for 1972 15th round pick (368th overall, John Hulecki)

July 31: Traded Larry Gagner to Giants for 1972 fourth round pick (80th overall, Lorenzo Brinkley) and 1972 seventh round pick (159th overall, Joe Colquitt)

1970 9 TRADES

February 10: Traded Don Alley to Chargers for Chuck Allen

February 28: Traded John Hilton to Packers for John Rowser

April 30: Traded Dick Shiner to Giants for Henry Davis and Frenchy Fuqua

May 30: Traded Ray May and 1971 12th round pick (294th overall, Bob Wuensch) to Colts for Preston Pearson and Ocie Austin

June 23: Traded Paul Martha to Broncos for Walter Highsmith and Wallace Dickey

August 20: Traded Roy Jefferson to Colts for Willie Richardson and 1971 fourth round pick (104th overall, Dwight White)

August 31: Traded Bob DeMarco to Dolphins for 1971 eighth round pick (203rd overall, Ernie Holmes)

September 1: Traded Earl Gros to Saints for 1971 fifth round pick (106th overall, Larry Brown) and 1971 eighth round pick (184th overall, Larry Crowne)



**TYSON
ALUALU**

2024

Players Signed (10):

P Cameron Johnston (from Houston)
LB Patrick Queen (from Baltimore)
QB Russell Wilson (from Denver)
S DeShon Elliott (from Miami)
WR Van Jefferson (from L.A. Rams)
WR Quez Watkins (from Philadelphia)
QB Kyle Allen (from Buffalo)
DT Dean Lowry (from Minnesota)
RB Cordarrelle Patterson (from Atlanta)
TE MyCole Pruitt (from Atlanta)
Players Lost (3):
QB Mason Rudolph (to Tennessee)
DL Armon Watts (to New England)
WR Miles Boykin (to N.Y. Giants)

2023

Players Signed (11):

OT Le'Raven Clark (from Tennessee)
DT Breiden Fehoko (from L.A. Chargers)
G Nate Herbig (from N.Y. Jets)
LB Cole Holcomb (from Washington)
LB Tanner Muse (from Seattle)
S Keanu Neal (from Tampa Bay)
CB Patrick Peterson (from Minnesota)
LB Elandon Roberts (from Miami)
G Isaac Seumalo (from Philadelphia)
CB Chandon Sullivan (from Minnesota)
DL Armon Watts (from Chicago)

Players Lost (8):

LB Devin Bush (to Seattle)
S Terrell Edmunds (to Philadelphia)
OL J.C. Hassenauer (to N.Y. Giants)
LB Malik Reed (to Miami)
WR Steven Sims (to Houston)
OT Trent Scott (to Washington)
LB Robert Spillane (to Las Vegas)
CB Cameron Sutton (to Detroit)

2022

Players Signed (7):

OL Mason Cole (from Minnesota)
OL James Daniels (from Chicago)
LB Myles Jack (from Jacksonville)
S Damontae Kazee (from Dallas)
WR Gunner Olszewski (from New England)
QB Mitch Trubisky (from Buffalo)
CB Levi Wallace (from Buffalo)

Players Lost (6):

WR Ray-Ray McCloud (to San Francisco)
WR Juju Smith-Schuster (to Kansas City)
WR James Washington (to Dallas)
G Trai Turner (to Washington)
LB Taco Charlton (to New Orleans)

2021

Players Signed (4):

RB Kalen Ballage (from L.A. Chargers)
OL B.J. Finney (from Cincinnati)
OL Joe Haeg (from Tampa Bay)
S Miles Killebrew (from Detroit)

Players Lost (6):

CB Mike Hilton (to Cincinnati)
RB James Conner (to Arizona)
OL Alejandro Villanueva (to Baltimore)
LB Olasunkanmi Adeniyi (to Tennessee)
LB Bud Dupree (to Tennessee)
G Matt Feiler (to L.A. Chargers)

2020

Players Signed (3):

TE Eric Ebron (from Indianapolis)
FB Derek Watt (from L.A. Chargers)
OL Stefan Wisniewski (from Kansas City)

Players Lost (6):

CB Artie Burns (to Chicago)
S Sean Davis (to Washington)
OL B.J. Finney (to Seattle)
DL Javon Hargrave (to Philadelphia)
LB Tyler Matakevich (to Buffalo)
TE Nick Vannett (to Denver)

2019

Players Signed (3):

LB Mark Barron (from L.A. Rams)
WR Donte Moncrief (from Jacksonville)
CB Steven Nelson (from Kansas City)

Players Lost (5):

RB Le'Veon Bell (to N.Y. Jets)
LB Jon Bostic (to Washington)
SS Morgan Burnett (to Cleveland)
TE Jesse James (to Detroit)
CB Coty Sensabaugh (to Denver)

2018

Players Signed (3):

CB Nat Berhe (from Kansas City)
LB Jon Bostic (from Indianapolis)
WR Morgan Burnett (from Jacksonville)

Players Lost (6):

OT Chris Hubbard (to Cleveland)
S J.J. Wilcox (to N.Y. Jets)
S Mike Mitchell (to Indianapolis)
LB Arthur Moats (to Arizona)
S Robert Golden (to Kansas City)
CB William Gay (to N.Y. Giants)

2017

Players Signed (5):

CB Joe Haden (from Cleveland)
DE Tyson Alualu (from Jacksonville)
CB Coty Sensabaugh (from N.Y. Giants)
WR Justin Hunter (from Buffalo)
RB Knile Davis (from Kansas City)

Players Lost (4):

LB Lawrence Timmons (to Miami)
WR Markus Wheaton (to Chicago)
LB Jarvis Jones (to Arizona)
S Shamarko Thomas (to N.Y. Jets)

2016

Players Signed (5):

TE Ladarious Green (from San Diego)
OT Ryan Harris (from Denver)
LB Steven Johnson (from Tennessee)
TE David Johnson (from San Diego)
DL Ricardo Mathews (from San Diego)

Players Lost (10):

OT Kelvin Beachum (to Jacksonville)
DT Steve McLendon (to N.Y. Jets)
LB Sean Spence (to Tennessee)
FB Will Johnson (to N.Y. Giants)
CB Antwon Blake (to Tennessee)
OT Byron Stingily (to N.Y. Giants)
OT Mike Adams (to Chicago)
DT Cam Thomas (to L.A. Rams)
RB Jordan Todman (to Indianapolis)
LB Terence Garvin (to Washington)

Steelers Free Agency

2015

Players Signed (7):

- RB DeAngelo Williams (from Carolina)
- K Chris Boswell (from N.Y. Giants)
- QB Michael Vick (from N.Y. Jets)
- K Garret Hartley (from Cleveland)
- RB Jordan Todman (from Carolina)
- C Doug Legursky (from San Diego)
- RB Isaiah Pead (from St. Louis)

Players Lost (2):

- CB Brice McCain (to Miami)
- WR Lance Moore (to Detroit)

2014

Players Signed (8):

- S Mike Mitchell (from Carolina)
- DT Cam Thomas (from San Diego)
- RB LeGarrette Blount (from New England)
- WR Lance Moore (from New Orleans)
- P Adam Podlesh (from Chicago)
- WR Darius Heyward-Bey (from Indianapolis)

- CB Brice McCain (from Houston)
- LB Arthur Moats (from Buffalo)

Players Lost (14):

- DT Evander Hood (to Jacksonville)
- WR Emmanuel Sanders (to Denver)
- LB LaMarr Woodley (to Oakland)
- WR Jericho Cotchery (to Carolina)
- DT Al Woods (to Tennessee)
- TE David Johnson (to San Diego)
- S Ryan Clark (to Washington)
- LB Larry Foote (to Arizona)
- G Fernando Velasco (to Carolina)
- RB Jonathan Dwyer (to Arizona)
- LB Jamaal Westerman (to Cleveland)
- LB Stevenson Sylvester (to Buffalo)
- LB Chris Carter (to Indianapolis)
- C Eric Olsen (to Tennessee)

2013

Players Signed (7):

- QB Bruce Gradkowski (from Cincinnati)
- TE Matt Spaeth (from Chicago)
- G D'Anthony Batiste (from Arizona)
- RB LaRod Stephens-Howling (from Arizona)
- G Fernando Velasco (from Tennessee)
- G Guy Whimper (from Jacksonville)
- K Shayne Graham (from Cleveland)

Players Lost (10):

- WR Mike Wallace (to Miami)
- CB Keenan Lewis (to New Orleans)
- LB James Harrison (to Cincinnati)
- RB Rashard Mendenhall (to Arizona)
- C Doug Legursky (to Buffalo)
- G Willie Colon (to N.Y. Jets)
- P Brian Moorman (to Buffalo)
- S Will Allen (to Dallas)
- S Ryan Mundy (to N.Y. Giants)
- TE Leonard Pope (to Chicago)

2012

Players Signed (4):

- WR Plaxico Burress (from N.Y. Jets)
- TE Leonard Pope (from Kansas City)
- LB Brandon Johnson (from Cincinnati)
- C Matt Katula (from Minnesota)

Players Lost (4):

- CB William Gay (to Arizona)
- WR Weslye Saunders (to Indianapolis)
- RB Mewelde Moore (to Indianapolis)
- OT Jamon Meredith (to Tampa Bay)

2011

Players Signed (2):

- WR Jericho Cotchery (from N.Y. Jets)
- *TE John Gilmore (from Tampa Bay, DNP)

Players Lost (2):

- TE Matt Spaeth (to Chicago)
- DE Nick Eason (to Arizona)

2010

Players Signed (11):

- S Will Allen (from Tampa Bay)
- WR Arnaz Battle (from San Francisco)
- P Piotr Czech (out of football)
- LB Derrick Doggett (from CFL)
- LB Larry Foote (from Detroit)
- P Adam Graessle (out of football)
- WR Brandon London (out of football)
- CB Bryant McFadden (to Arizona)
- CB David Pittman (out of football)
- WR Antwaan Randle El (from Washington)
- OT Jonathan Scott (from Buffalo)

Players Lost (3):

- CB Deshea Townsend (to Indianapolis)
- RB Willie Parker (not resigned)
- RB Carey Davis (not resigned)

2009

Players Signed (4):

- WR Stefan Logan (from CFL)
- WR Shaun McDonald (from Detroit)
- CB Keiwan Ratliff (from Indianapolis)
- *WR Brandon Williams (out of football, DNP)

Players Lost (9):

- QB Byron Leftwich (to Tampa Bay)
- RB Gary Russell (to Oakland)
- WR Nate Washington (to Tennessee)
- OT Marvel Smith (not resigned)
- G Kendall Simmons (to Buffalo)
- DL Orpheus Roye (not resigned)
- LB Larry Foote (to Detroit)
- CB Bryant McFadden (to Arizona)
- S Anthony Smith (to Jacksonville)

2008

Players Signed (9):

- P Mitch Berger (from Arizona)
- TE Sean McHugh (from New England)
- P Paul Erster (from Cleveland)
- LB Keyaron Fox (from Kansas City)
- C Justin Hartwig (from Carolina)
- QB Byron Leftwich (from Atlanta)
- TE Sean McHugh (from Detroit)
- RB Mewelde Moore (from Minnesota)
- DE Orpheus Roye (from Cleveland)

Players Lost (6):

- LB Marquis Cooper (UFA to Oakland)
- G Alan Faneca (UFA to N.Y. Jets)
- LB Clark Haggans (UFA to Arizona)
- RB Verron Haynes (UFA/not resigned)
- QB Dan Kreider (UFA to St. Louis)
- QB Brian St. Pierre (UFA to Arizona)

2007

Players Signed (6):

- *RB Kevan Barlow (from N.Y. Jets)
- DE Nick Eason (from Cleveland)
- LB Andre Frazier (from Cincinnati)
- C Sean Mahan (from Tampa Bay)
- OT Jeremy Parquet (from St. Louis)
- KR Allen Rossum (from Atlanta)

Players Lost (7):

- DE Rodney Bailey (UFA/not resigned)
- LB Chad Brown (UFA/not resigned)
- CB Chidi Iwuoma (UFA/not resigned)
- S Andre Lott (UFA/not resigned)
- WR Lee Mays (UFA/not resigned)
- WR Sean Morey (UFA to Arizona)
- LB Rian Wallace (UFA/not resigned)

2006

Players Signed (8):

- DE Rodney Bailey (from Seattle)
- LB Chad Brown (from Seattle)
- S Ryan Clark (from Washington)
- LB Marquis Cooper (from Seattle)
- RB Najeh Davenport (from Green Bay)
- FB Carey Davis (from Miami)
- TE Tim Euhus (from New Orleans)
- WR Quincy Morgan (from Dallas)

Players Lost (3):

- S Chris Hope (UFA to Tennessee)
- WR Antwaan Randle El (UFA to Washington)
- DE Kimo von Oelhoffen (UFA to N.Y. Jets)

2005

Players Signed (3):

- LB Richard Seigler (from San Francisco)
- WR Cedrick Wilson (from San Francisco)
- WR Walter Young (from Carolina)

Players Lost (5):

- LB Kendrell Bell (UFA to Kansas City)
- WR Plaxico Burress (UFA to N.Y. Giants)
- DT Kendrick Clancy (UFA to N.Y. Giants)
- OT Oliver Ross (UFA to Arizona)
- G Keydrick Vincent (UFA to Baltimore)

Steelers Free Agency

2004

Players Signed (9):

CB Ainsley Battle (from Jacksonville)
S Tyrone Carter (from N.Y. Jets)
P Chris Gardocki (from Cleveland)
DE Travis Kirschke (from San Francisco)
WR Sean Morey (from Philadelphia)
TE Walter Rasby (from Washington)
***LB Adrian Ross** (from Cincinnati, DNP)
RB Duce Staley (from Philadelphia)
CB Willie Williams (from Seattle)

Players Lost (2):

DE Rodney Bailey (RFA to New England)
OT Mathias Nkweni (RFA/not resigned/
offer withdrawn)

2003

Players Signed (5):

OT Barrett Brooks (out of football)
RB Dee Brown (from Carolina)
WR Chris Doering (from Washington)
OT Todd Fordham (from Jacksonville)
LB Clint Kriedwaltd (from Detroit)

Players Lost (7):

TE John Allred (UFA/not resigned)
TE Marco Battaglia (UFA to Miami)
S Myron Bell (UFA/not resigned)
S Lee Flowers (UFA to Denver)
OT Wayne Gandy (UFA to New Orleans)
WR Terance Mathis (UFA/not resigned)
P Tom Rouen (UFA to Seattle)

2002

Players Signed (8):

TE John Allred (out of football)
QB Charlie Batch (from Detroit)
TE Marco Battaglia (from Tampa Bay)
LB James Farris (from N.Y. Jets)
CB Chidi Iwuoma (from Detroit)
WR Terance Mathis (from Atlanta)
K Todd Peterson (from Kansas City)
P Tom Rouen (from N.Y. Giants)

Players Lost (6):

WR Will Blackwell (UFA to St. Louis)
K Kris Brown (RFA to Houston)
LB Earl Holmes (UFA to Cleveland)
WR Bobby Shaw (UFA to Buffalo)
CB Jason Simmons (RFA to Houston)
FB Jon Witman (UFA/not resigned)

2001

Players Signed (5):

C Jeff Hartings (from Detroit)
WR Lenzie Jackson (from Cleveland)
LB Mike Jones (from St. Louis)
S Mike Logan (from Jacksonville)
QB Tommy Maddox (out of football)

Players Lost (3):

OT Shar Pourdanes (UFA to Oakland)
DL Jeremy Stata (RFA/Offer withdrawn to
New Orleans)
LB Mike Vrabel (UFA to New England)

2000

Players Signed (9):

S Brent Alexander (from Carolina)
S Myron Bell (from Cincinnati)
QB Kent Graham (from N.Y. Giants)
WR Kamil Loud (from New Orleans)
***LB Gabe Northern** (from Buffalo, DNP)
OT Oliver Ross (from Philadelphia)
DE Chris Sullivan (from New England)
G Rich Tylski (from Jacksonville)
DE Kim von Oelhoffen (from Cincinnati)

Players Lost (4):

LB Carlos Emmons (to Philadelphia)
S Chris Oldham (to New Orleans)
DE Orpheus Roye (to Cleveland)
QB Mike Tomczak (not re-signed)

1999

Players Signed (4):

OT Anthony Brown (from Cincinnati)
TE Tony Cline (from San Francisco)
S Travis Davis (from Jacksonville)
OT Wayne Gandy (from L.A. Rams)

Players Lost (5):

DT Oliver Gibson (to Cincinnati)
WR Charles Johnson (to Philadelphia)
LB Donta Jones (to Carolina)
S Carnell Lake (to Jacksonville)
S Darren Perry (to San Diego)

1998

Players Signed (9):

TE Harold Bishop (out of football)
G Roger Duffy (from N.Y. Jets)
WR David Dunn (from Cincinnati)
RB Richard Huntley (out of football)
S Bo Orlando (from Cincinnati)
WR Bobby Shaw (from Seattle)
CB Dewayne Washington (from Minnesota)

Players Lost (6):

LB Myron Bell (to Cincinnati)
CB Randy Fuller (to Atlanta)
WR John Jackson (to San Diego)
WR Tom Myslinski (to Indianapolis)
DE Jerry Olsavsky (to Baltimore)
CB Yancey Thigpen (to Tennessee)

1997

Players Signed (9):

WR Henry Bailey (from N.Y. Jets)
CB J.B. Brown (from Miami)
WR Andre Coleman (from Seattle)
DE Nolan Harrison (from Oakland)
WR Courtney Hawkins (from Tampa Bay)
TE Mitch Lyons (from Atlanta)
WR Curtis Marsh (from Jacksonville)
TE Troy Sadowski (from Cincinnati)
CB Donnell Woolford (from Chicago)

Players Lost (7):

LB Chad Brown (to Seattle)
CB Deon Figures (to Jacksonville)
WR Andre Hastings (to New Orleans)
WR Ernie Mills (to Carolina)
DE Ray Seals (to Carolina)
CB Willie Williams (to Seattle)
CB Rod Woodson (to San Francisco)

1996

Players Signed (5):

TE Kirk Botkin (from San Diego)
OL Bernard Dafney (from Denver)
OL Tom Myslinski (from Cleveland)
G Jim Sweeney (from Atlanta)
OT Will Wolford (from L.A. Rams)

Players Lost (7):

LS Kendall Gammon (to New Orleans)
LB Kevin Greene (to Carolina)
G Tom Newberry (not re-signed)
QB Neil O'Donnell (to N.Y. Jets)
OT Leon Searcy (to Jacksonville)
G Ariel Solomon (to Minnesota)
FB John L. Williams (not re-signed)

1995

Players Signed (11):

WR Johnnie Barnes (from San Diego)
CB Randy Fuller (from Denver)
DT Bill Johnson (from Cleveland)
K Norm Johnson (from Atlanta)
FB Tim Lester (from L.A. Rams)
CB Alvoid Mays (from Washington)
G Tom Newberry (from L.A. Rams)
CB Chris Oldham (from Arizona)
OT James Parrish (out of football)
RB Eric Pegrum (from Atlanta)
P Rohn Stark (from Indianapolis)

Players Lost (4):

K Gary Anderson (to Philadelphia)
TE Eric Green (to Miami)
S Gary Jones (to N.Y. Jets)
OG Duval Love (to Arizona)

1994

Players Signed (8):

RB Steve Avery (out of football)
K Dean Biasucci (from Indianapolis)
TE Jonathan Hayes (from Kansas City)
G Todd Kalis (from Minnesota)
RB Fred McAfee (from Arizona)
CB Tim McKyer (from Detroit)
DE Ray Seals (from Tampa Bay)
FB John L. Williams (from Seattle)

Players Lost (6):

DE Kenny Davidson (to Houston)
DE Donald Evans (to N.Y. Jets)
WR Jeff Graham (to Chicago)
S Larry Griffin (not re-signed)
RB Merrill Hoge (to Chicago)
CB DJ Johnson (to Atlanta)

1993

Players Signed (8):

LB Greg Clark (from Seattle)
OL Dan Fike (from Cleveland)

HERE WE GO



RECORDS

STEELERS All-Time Service

Most Seasons, Head Coach

1.	Chuck Noll (1969-91)	23
2.	Mike Tomlin (2007-)	17
3.	Bill Cowher (1992-2006)	15
4.	Raymond "Buddy" Parker (1957-64)	8
5.	Walt Kiesling (1939-42, 1954-56)	7

Most Seasons

1.	Ben Roethlisberger (2004-21)	18
2.	Mike Webster (1974-88)	15
3.	James Harrison (2002, 04-12, 14-17)	14
	Hines Ward (1998-2011)	14
	Donnie Shell (1974-87)	14
	John Stallworth (1974-87)	14
	Larry Brown (1971-84)	14
	Mel Blount (1970-83)	14
	Terry Bradshaw (1970-83)	14
	Ernie Stautner (1950-63)	14
11.	Cameron Heyward (2011-)	13
	Brett Keisel (2002-14)	13
	Aaron Smith (1999-2011)	13
	Dermontti Dawson (1988-2000)	13
	Gary Anderson (1982-94)	13
	Tunch Ilkin (1980-92)	13
	Jon Kolb (1969-81)	13
	L.C. Greenwood (1969-81)	13
	Joe Greene (1969-81)	13
	Sam Davis (1967-79)	13
	Ray Mansfield (1964-76)	13

Most Games

1.	Ben Roethlisberger (2004-21)	249
2.	Mike Webster (1974-88)	220
3.	Hines Ward (1998-2011)	217
4.	Donnie Shell (1974-87)	201
5.	Mel Blount (1970-83)	200
6.	Gary Anderson (1982-94)	197
7.	Cameron Heyward (2011-)	194
8.	Dermontti Dawson (1988-2000)	184
9.	Deshaea Townsend (1998-2009)	183
10.	Ray Mansfield (1964-76)	182

Most Games Started

1.	Ben Roethlisberger (2014-21)	247
2.	Mike Webster (1974-88)	194
3.	Hines Ward (1998-2011)	190
4.	Mel Blount (1970-83)	189
5.	Dermontti Dawson (1988-2000)	181
6.	Joe Greene (1969-81)	172
7.	Heath Miller (2005-15)	167
8.	Casey Hampton (2001-12)	164
9.	Donnie Shell (1974-87)	162
10.	Jack Ham (1971-82)	160

Most Consecutive Games Played

1.	Ray Mansfield (1964-76)	182
2.	Mike Webster (1974-88)	177
3.	Dermontti Dawson (1988-99)	170
4.	Andy Russell (1966-76)	154
5.	Levon Kirkland (1952-00)	144
6.	Ernie Stautner (1953-63)	137
7.	Ike Taylor (2004-12)	135
8.	Mel Blount (1975-83)	131
9.	Jeff Reed (2002-10)	127
10.	Justin Strzelczyk (1990-97)	126

Most Consecutive Games Started (Since 1970)

1.	Dermontti Dawson (1988-99)	170
2.	Mike Webster (1975-85)	150
3.	Jason Gildon (1996-2003)	120
4.	Levon Kirkland (1994-2000)	107
5.	Lawrence Timmons (2010-17)	101
6.	Darren Perry (1992-98)	99
7.	Alan Faneca (2002-07)	96
8.	James Rarrior (2005-11)	93
9.	Alejandro Villanueva (2015-20)	90
10.	Dewayne Washington (1998-2003)	88

STEELERS All-Time Scoring

Most Total Points

Career		
1.	Gary Anderson (1982-94), 416 PATs, 309 FGs	1,343
2.	Chris Boswell (2015-), 276 PATs, 231 FGs	969
3.	Jeff Reed (2002-10), 307 PATs, 207 FGs	919
4.	Roy Gerela (1971-78), 293 PATs, 146 FGs	731
5.	Franco Harris (1972-83), 100 TDs	600
6.	Shaun Suisham (2010-14), 173 PATs, 124 FGs	545
7.	Hines Ward (1998-2011), 86 TDs, 5 2-PTs	526
8.	Jerome Bettis (1996-2005), 80 TDs, 1 2-PTs	482
	Antonio Brown (2010-18), 80 TDs, 4 2-PTs	482

10.	Norm Johnson (1995-98), 137 PATs, 105 FGs	452
Season		
1.	Chris Boswell (2017), 37 PATs, 35 FGs	142
2.	Norm Johnson (1995), 39 PATs, 34 FGs	141
3.	Gary Anderson (1985), 40 PATs, 33 FGs	139
4.	Chris Boswell (2021), 27 PATs, 36 FGs	135
5.	Shaun Suisham (2014), 45 PATs, 29 FGs	132
6.	Shaun Suisham (2013), 39 PATs, 30 FGs	129
7.	Jeff Reed (2004), 40 PATs, 28 FGs	124
	Kris Brown (2001) 34 PATs, 30 FGs	124
9.	Roy Gerela (1973), 36 PATs, 29 FGs	123
10.	Jeff Reed (2009), 41 PATs, 27 FGs	122

Game		
1.	Chase Claypool (10/11/2020 vs. Philadelphia), 4 TDs	24
	Roy Jefferson (11/03/1968 at Atlanta), 4 TDs	24
	Ray Mathews (10/17/1954 vs. Cleveland), 4 TDs	24
4.	Charles Johnson (11/01/1998 vs. Tennessee), 3 TDs, 2 2-PTs	22
5.	Gary Anderson (10/23/1988 vs. Denver), 6 FGs, 3 PATs	21
6.	Jeff Reed (12/01/2002 at Jacksonville), 6 FGs, 1 PATs	19
7.	40 times, last time by Le'Veon Bell (12/10/2017 vs. Baltimore), 3 TDs	18

Most Touchdowns

Career		
1.	Franco Harris (1972-83)	100
2.	Hines Ward (1998-2011)	86
3.	Jerome Bettis (1996-2005)	80
4.	Antonio Brown (2010-18)	79
5.	John Stallworth (1974-87)	64
6.	Lynn Swann (1974-82)	53
7.	Louis Lipps (1984-91)	46
8.	Heath Miller (2005-15)	45
9.	Ray Mathews (1951-59)	43
10.	Le'Veon Bell (2013-17)	42
	Buddy Dial (1959-63)	42

Season		
1.	Willie Parker (2006)	16
2.	Antonio Brown (2018)	15
	Louis Lipps (1985)	15
4.	Antonio Brown (2014)	14
	Franco Harris (1976)	14
6.	James Conner (2018)	13
	Rashard Mendenhall (2010)	13
	Jerome Bettis (2004)	13
9.	Antonio Brown (2016)	12
	Hines Ward (2002)	12
	Franco Harris (1979)	12
	Roy Jefferson (1968)	12
	Buddy Dial (1961)	12

Game		
1.	Chase Claypool (10/11/2020 vs. Philadelphia)	4
	Roy Jefferson (11/03/1968 at Atlanta)	4
	Ray Mathews (10/17/1954 vs. Cleveland)	4
4.	Le'Veon Bell (12/10/2017 vs. Baltimore)	3
	Antonio Brown (11/16/2017 vs. Tennessee)	3
	Le'Veon Bell (12/11/2016 at Buffalo)	3
	Antonio Brown (11/24/2016 at Indianapolis)	3
	Antonio Brown (12/06/2015 vs. Indianapolis)	3
	DeAngelo Williams (09/20/2015 vs. San Francisco)	3
	Le'Veon Bell (12/07/2014 at Cincinnati)	3
	Jerricho Cotchery (11/03/2013 at New England)	3
	Mewelde Moore (09/19/2008 at Cincinnati)	3
	Willie Parker (09/07/2008 vs. Houston)	3
	Hines Ward (10/22/2008 at Atlanta)	3
	Jerome Bettis (01/01/2006 vs. Detroit)	3
	Jerome Bettis (09/12/2004 vs. Oakland)	3
	Richard Huntley (09/12/1999 at Cleveland)	3
	Charles Johnson (11/01/1998 vs. Tennessee)	3
	Yancey Thigpen (12/07/1997 vs. Denver)	3
	Jerome Bettis (11/30/1997 at Arizona, OT)	3
	Bam Morris (11/19/1995 at Cincinnati)	3
	Eric Pegram (11/05/1995 at Chicago)	3
	Barry Foster (09/27/1993 at Atlanta)	3
	Merill Hoge (10/29/1990 vs. L.A. Rams)	3
	Eric Green (10/14/1990 at Denver)	3
	Merill Hoge (11/26/1989 at Miami)	3
	Walter Abercrombie (12/13/1986 at N.Y. Jets)	3
	Weegie Thompson (11/02/1986 vs. Green Bay)	3
	Louis Lipps (09/08/1985 vs. Indianapolis)	3
	John Stallworth (11/25/1984 vs. San Diego)	3
	John Stallworth (11/04/1984 vs. Houston)	3
	Jim Smith (09/28/1979 vs. Chicago)	3
	Franco Harris (11/25/1979 vs. Cleveland)	3
	Rocky Bleier (12/05/1976 vs. Tampa Bay)	3
	Steve Davis (09/22/1974 at Denver)	3
	Franco Harris (10/29/1972 at Buffalo)	3
	Earl Gros (12/21/1969 vs. New Orleans)	3
	Roy Jefferson (11/03/1968 at Atlanta)	3

John Henry Johnson (10/10/1964 at Cleveland)	3
Buddy Dial (10/27/1963 vs. Dallas)	3
Jimmy Orr (12/13/1958 vs. Chicago Cardinals)	3
Tom Tracy (11/09/1958 at Philadelphia)	3
Lynn Chandrois (09/30/1956 vs. Washington)	3

Most Field Goals

Career

1. Gary Anderson (1982-94)	309
2. Chris Boswell (2015-)	231
3. Jeff Reed (2002-10)	204
4. Roy Gerela (1971-78)	146
5. Shaun Suisham (2010-14)	124
6. Norm Johnson (1995-98)	105
7. Kris Brown (1999-2001)	80
8. Lou Michaels (1961-63)	62
9. Mike Clark (1964-67)	57
10. Matt Bahr (1979-80)	37

Season

1. Chris Boswell (2021)	36
2. Chris Boswell (2017)	35
3. Norm Johnson (1995)	34
4. Gary Anderson (1985)	33
5. Shaun Suisham (2013)	30
6. Kris Brown (2001)	30
7. Chris Boswell (2019)	29
Chris Boswell (2015)	29
Shaun Suisham (2014)	29
Roy Gerela (1973)	29
Chris Boswell (2023)	29

Game

1. Chris Boswell (12/18/2016 at Cincinnati)	6
Jeff Reed (12/01/2002 at Jacksonville)	6
Gary Anderson (10/23/1988 vs. Denver)	6
4. Gary Anderson (11/10/1985 at Kansas City)	6
Chris Boswell (10/22/2017 vs. Cincinnati)	5
Kris Brown (10/22/2000 vs. Cleveland)	5
Kris Brown (11/11/2001 at Cleveland)	5
Norm Johnson (12/10/1995 at Oakland)	5
Jeff Reed (01/02/2005 at Buffalo)	5
10. 35 times, last time by Chris Boswell (01/03/2022 vs. Cleveland)	4

Most Field Goal Attempts

Career

1. Gary Anderson (1982-94)	395
2. Chris Boswell (2015-)	265
3. Jeff Reed (2002-10)	249
4. Roy Gerela (1971-78)	227
5. Shaun Suisham (2010-14)	141
6. Norm Johnson (1995-98)	127
7. Lou Michaels (1961-63)	109
8. Kris Brown (1999-2001)	103
9. Mike Clark (1964-67)	98
10. Matt Bahr (1979-80)	58

Season

1. Kris Brown (2001)	44
2. Roy Gerela (1973)	43
3. Gary Anderson (1985)	42
Lou Michaels (1962)	42
5. Norm Johnson (1995)	41
Roy Gerela (1972)	41
Lou Michaels (1963)	41
8. Chris Boswell (2021)	40
Chris Boswell (2017)	38
10. Gary Anderson (1988)	36
Gary Anderson (1992)	36

Game

1. Lou Michaels (12/02/1962 at St. Louis)	8
2. Chris Boswell (12/18/2016 at Cincinnati)	8
Jeff Reed (12/01/2002 at Jacksonville)	6
Kris Brown (12/09/2001 vs. N.Y. Jets)	6
Kris Brown (11/11/2001 at Cleveland)	6
Gary Anderson (10/23/1988 vs. Denver)	6
Gary Anderson (09/06/1984 at N.Y. Jets)	6
Roy Gerela (12/09/1973 vs. Houston)	6
Roy Gerela (10/21/1973 vs. N.Y. Jets)	6
Roy Gerela (11/07/1971 vs. Cleveland)	6

Longest Field Goals (50-Plus Yards)

1. Chris Boswell (11/08/2020 at Dallas)	59
Chris Boswell (10/02/2022 vs. N.Y. Jets)	59
3. Chris Boswell (9/24/2023 at Las Vegas)	57
4. Chris Boswell (09/19/2021 vs. Las Vegas)	56
Chris Boswell (12/07/2023 vs. New England)	56
6. Chris Boswell (10/16/2022 vs. Tampa Bay)	55
Kris Brown (10/14/2001 at Kansas City)	55
Gary Anderson (11/25/1984 vs. San Diego)	55
9. Chris Boswell (11/08/2021 vs. Chicago)	54
Gary Anderson (12/08/1991 at Houston)	54
11. Chris Boswell (10/22/2023 at LA Rams)	53
Chris Boswell (09/11/2022 at Cincinnati)	53
Chris Boswell (12/05/2021 vs. Baltimore)	53
Chris Boswell (11/26/2017 vs. Green Bay)	53

Shaun Suisham (11/09/2014 at N.Y. Jets)	53
Jeff Reed (11/08/2010 at Cincinnati)	53
Jeff Reed (09/21/2008 at Philadelphia)	53
Gary Anderson (10/21/1984 at Indianapolis)	53
19. Chris Boswell (09/18/2022 vs. New England)	52
Matthew Wright (11/28/2022 at Indianapolis)	52
Chris Boswell (11/08/2021 vs. Chicago)	52
Chris Boswell (10/17/2021 vs. Seattle)	52
Chris Boswell (10/03/2021 at Green Bay)	52
Chris Boswell (12/10/2017 vs. Baltimore)	52
Shaun Suisham (10/11/2012 at Tennessee)	52
Jeff Reed (09/12/2010 vs. Atlanta)	52
Kris Brown (09/30/2001 at Buffalo)	52
Kris Brown (11/12/2000 vs. Philadelphia)	52
Norm Johnson (11/09/1997 at Baltimore)	52
Gary Anderson (11/13/1988 vs. Philadelphia)	52
Gary Anderson (11/22/1987 at Cincinnati)	52
Gary Anderson (11/17/1985 at Houston)	52
33. Chris Boswell (01/01/2023 at Baltimore)	51
Chris Boswell (10/2/2022 vs. N.Y. Jets)	51
Chris Boswell (11/14/2021 vs. Detroit)	51
Chris Boswell (11/3/2019 vs. Indianapolis)	51
Chris Boswell (12/17/2017 vs. New England)	51
Chris Boswell (12/6/2015 vs. Indianapolis)	51
Chris Boswell (10/18/2015 vs. Arizona)	51
Shaun Suisham (12/19/2011 at San Francisco)	51
Jeff Reed (10/17/2004 at Dallas)	51
Jeff Reed (9/26/2004 at Miami)	51
Jeff Reed (9/14/2003 at Kansas City)	51
Kris Brown (10/25/1999 vs. Atlanta)	51
45. Chris Boswell (12/23/23 vs. Cincinnati)	50
Chris Boswell (12/18/2022 at Carolina)	50
Chris Boswell (01/03/2021 vs. Cleveland)	50
Chris Boswell (11/8/2018 vs. Carolina)	50
Chris Boswell (11/16/2017 vs. Tennessee)	50
Jeff Reed (12/03/2006 vs. Tampa Bay)	50
Jeff Reed (12/01/2002 at Jacksonville)	50
Norm Johnson (11/19/1995 at Cincinnati)	50
Gary Anderson (11/06/1994 at Houston)	50
Gary Anderson (09/13/1987 vs. San Francisco)	50
Lou Michaels (09/15/1963 at Philadelphia)	50

Highest Field Goal Percentage

Career (Min. 45 Att.)

1. Shaun Suisham (2010-14)	87.9 (124-141)
2. Chris Boswell (2015-)	87.2 (231-265)
3. Norm Johnson (1995-98)	82.7 (105-127)
4. Jeff Reed (2002-10)	81.9 (204-249)
5. Gary Anderson (1982-94)	78.2 (309-395)
6. Kris Brown (1999-01)	77.7 (80-103)
7. Roy Gerela (1971-78)	64.3 (146-227)
8. Matt Bahr (1979-80)	63.8 (37-58)
9. Mike Clark (1964-67)	58.2 (57-98)
10. Lou Michaels (1961-63)	56.9 (62-109)

Season (Min. 15 Att.)

1. Chris Boswell (2020)	95.0 (19-20)
2. Shaun Suisham (2013)	93.8 (30-32)
3. Chris Boswell (2019)	93.5 (29-31)
Chris Boswell (2023)	93.5 (29-31)
5. Shaun Suisham (2010)	93.3 (14-15)
Gary Anderson (1993)	93.3 (28-30)
7. Chris Boswell (2017)	92.1 (35-38)
8. Jeff Reed (2007)	92.0 (23-25)
9. Chris Boswell (2015)	90.6 (29-32)
11. Shaun Suisham (2014)	90.6 (29-32)
Shaun Suisham (2012)	90.3 (28-31)

Most Consecutive Field Goals Made

1. Chris Boswell (2019-20)	25
2. Shaun Suisham (2013-14)	24
3. Jeff Reed (2004-05)	22
4. Chris Boswell (2021)	20
5. Gary Anderson (1994)	19
Jeff Reed (2007-08)	19
7. Gary Anderson (1985)	18
8. Norm Johnson (1997)	17
Chris Boswell (2016-17)	17
10. Shaun Suisham (2012-13)	16
Chris Boswell (2017)	16

Most Extra Points

Career

1. Gary Anderson (1982-94)	416
2. Jeff Reed (2002-10)	307
3. Roy Gerela (1971-78)	293
4. Chris Boswell (2015-)	276
5. Shaun Suisham (2010-14)	173
6. Norm Johnson (1995-98)	137
7. Mike Clark (1964-67)	116
8. Kris Brown (1999-2001)	96
9. Lou Michaels (1961-63)	91
10. Matt Bahr (1979-80)	89

Season

1. Matt Bahr (1979)	50
---------------------	----

2.	Shaun Suisham (2014)	45
	Jeff Reed (2005)	45
	Gary Anderson (1984)	45
5.	Jeff Reed (2007)	44
	Roy Gerela (1978)	44
	Roy Gerela (1975)	44
8.	Chris Boswell (2018)	43
9.	Jeff Reed (2009)	41
	Jeff Reed (2006)	41

Game		
1.	Gary Kerkerian (10/30/1952 vs. N.Y. Giants)	8
2.	Chris Boswell (11/08/2018 vs. Carolina)	7
	Shaun Suisham (10/26/2014 vs. Indianapolis)	7
	Gary Anderson (11/25/1984 vs. San Diego)	7
	Paul Held (10/17/1954 vs. Cleveland)	7
6.	13 times, last time by Jeff Reed (10/15/2016 vs. Kansas City)	6

Most Extra Point Attempts

Career		
1.	Gary Anderson (1982-94)	420
2.	Jeff Reed (2002-10)	310
3.	Roy Gerela (1971-78)	306
4.	Chris Boswell (2015-)	291
5.	Shaun Suisham (2010-14)	173
6.	Norm Johnson (1995-98)	137
7.	Mike Clark (1964-67)	124
8.	Kris Brown (1999-2001)	101
9.	Lou Michaels (1961-63)	97
10.	Matt Bahr (1979-80)	94

Season		
1.	Matt Bahr (1979)	52
2.	Chris Boswell (2018)	48
3.	Roy Gerela (1975)	46
4.	David Trout (1981)	46
5.	Gary Anderson (1984)	45
6.	Roy Gerela (1978)	45
7.	Jeff Reed (2005)	45
8.	Shaun Suisham (2014)	45
9.	Jeff Reed (2007)	44
10.	Roy Gerela (1976)	43

Game		
1.	Gary Kerkerian (11/30/1952 vs. N.Y. Giants)	8
2.	Chris Boswell (11/08/2018 vs. Carolina)	7
	Shaun Suisham (10/26/2014 vs. Indianapolis)	7
	Gary Anderson (11/25/1984 vs. San Diego)	7
	Matt Bahr (10/07/1979 at Cleveland)	7
6.	13 times, last time by Chris Boswell (10/07/2018 vs. Atlanta)	6

Most Consecutive Extra Points Made

Career		
1.	Gary Anderson (09/11/1983 at Green Bay; 12/04/1988 at Houston)	202
2.	Jeff Reed (12/28/2003 at Baltimore; 11/03/2008 at Washington)	189
3.	Shaun Suisham (11/21/2010 vs. Oakland; 12/28/2014 vs. Cincinnati)	173
4.	Norm Johnson (09/03/1995 vs. Detroit; 12/20/1998 vs. Cincinnati)	137
5.	Gary Anderson (12/04/1988 at Houston; 09/06/1992 at Houston)	98
6.	Gary Anderson (09/20/1992 at San Diego; 12/24/1994 at San Diego)	87
7.	Jeff Reed (11/03/2008 at Washington; 11/14/2010 vs. New England)	78
8.	Mike Clark (1965-67)	71
9.	Chris Boswell (11/29/2015 at Seattle; 11/12/2017 at Indianapolis)	67
10.	Armand Niccolai (1934-41)	57

STEELERS All-Time Rushing

Most Yards Rushing

Career		
1.	Franco Harris (1972-83)	11,950
2.	Jerome Bettis (1996-2005)	10,571
3.	Willie Parker (2004-09)	5,378
4.	Le'Veon Bell (2013-17)	5,336
5.	John Henry Johnson (1960-65)	4,381
6.	Frank Pollard (1980-88)	3,989
7.	Dick Hoak (1961-70)	3,965
8.	Barry Foster (1990-94)	3,943
9.	Rocky Bleier (1968, 1970-80)	3,865
10.	Rashard Mendenhall (2008-12)	3,549

Season		
1.	Barry Foster (1992)	1,690
2.	Jerome Bettis (1997)	1,665
3.	Willie Parker (2006)	1,494
4.	Jerome Bettis (1996)	1,431
5.	Le'Veon Bell (2014)	1,361
6.	Jerome Bettis (2000)	1,341
7.	Willie Parker (2007)	1,316

8.	Le'Veon Bell (2017)	1,291
9.	Rashard Mendenhall (2010)	1,273
10.	Le'Veon Bell (2016)	1,268

Game		
1.	Le'Veon Bell (12/11/2016 at Buffalo)	236
2.	Willie Parker (12/07/2006 vs. Cleveland)	223
3.	John Fuqua (12/20/1970 at Philadelphia)	218
4.	Willie Parker (11/12/2006 vs. New Orleans)	213
5.	Le'Veon Bell (11/17/2014 at Tennessee)	204
6.	John Henry Johnson (10/10/1964 at Cleveland)	200
7.	Barry Foster (09/13/1992 vs. N.Y. Jets)	190
8.	Najee Harris (01/03/2021 vs. Cleveland)	188
9.	Le'Veon Bell (12/07/2014 at Cincinnati)	185
10.	John Henry Johnson (12/11/1960 vs. Philadelphia)	182

Most 100-Yard Rushing Games

Career		
1.	Jerome Bettis (1996-2005)	50
2.	Franco Harris (1972-83)	47
3.	Willie Parker (2004-09)	25
4.	Barry Foster (1990-94)	20
5.	Le'Veon Bell (2013-17)	18
6.	John Henry Johnson (1960-64)	15
7.	James Conner (2017-20)	9
8.	Rashard Mendenhall (2009-11)	8
9.	John Fuqua (1970-73)	7
	Earnest Jackson (1986-87)	7

Season		
1.	Barry Foster (1992)	12
2.	Jerome Bettis (1997)	10
	Jerome Bettis (1996)	10
4.	Willie Parker (2007)	8
5.	Willie Parker (2006)	7
	Jerome Bettis (2000)	7
	Franco Harris (1972)	7
8.	Le'Veon Bell (2016)	6
	Jerome Bettis (1998)	6
	Jerome Bettis (2004)	6
	Franco Harris (1975)	6
	Franco Harris (1976)	6

Most Rushing Attempts

Career		
1.	Franco Harris (1972-83)	2,881
2.	Jerome Bettis (1996-2005)	2,683
3.	Willie Parker (2004-09)	1,253
4.	Le'Veon Bell (2013-17)	1,229
5.	Dick Hoak (1961-70)	1,132
6.	John Henry Johnson (1960-65)	1,006
7.	Frank Pollard (1980-88)	953
8.	Rocky Bleier (1968, 1970-80)	928
9.	Barry Foster (1990-94)	915
10.	Fran Rogel (1950-57)	900

Season		
1.	Barry Foster (1992)	390
2.	Jerome Bettis (1997)	375
3.	Jerome Bettis (2000)	355
4.	Willie Parker (2006)	337
5.	Rashard Mendenhall (2010)	324
6.	Le'Veon Bell (2017)	321
	Willie Parker (2007)	321
8.	Jerome Bettis (1996)	320
9.	Jerome Bettis (1998)	316
10.	Franco Harris (1978)	310

Game		
1.	Franco Harris (10/17/1976 vs. Cincinnati)	41
2.	Le'Veon Bell (12/11/2016 at Buffalo)	38
3.	Willie Parker (12/31/2006 at Cincinnati)	37
	Amos Zereoue (11/10/2002 vs. Atlanta)	37
5.	Rashard Mendenhall (11/28/2010 at Buffalo)	36
	Jerome Bettis (12/18/2004 at N.Y. Giants)	36
	Jerome Bettis (11/30/1997 at Arizona)	36
8.	Le'Veon Bell (10/22/2017 vs. Cincinnati)	35
	Le'Veon Bell (10/01/2017 at Baltimore)	35
	Rocky Bleier (10/26/1975 at Green Bay)	35

Most Rushing Touchdowns

Career		
1.	Franco Harris (1972-83)	91
2.	Jerome Bettis (1996-2005)	78
3.	Le'Veon Bell (2013-17)	35
	Kordell Stewart (1995-02)	35
5.	Terry Bradshaw (1970-83)	32
6.	Rashard Mendenhall (2008-12)	29
7.	Barry Foster (1990-94)	26
	John Henry Johnson (1960-65)	26
9.	Dick Hoak (1961-70)	25
10.	Willie Parker (2004-09)	24

Season		
1.	Franco Harris (1976)	14
	Rashard Mendenhall (2010)	13
	Willie Parker (2006)	13
	Jerome Bettis (2004)	13

5.	James Conner (2018)	12
6.	DeAngelo Williams (2015)	11
	Kordell Stewart (1997)	11
	Jerome Bettis (1996)	11
	Barry Foster (1992)	11
	Franco Harris (1979)	11
	Franco Harris (1977)	11
12.	Franco Harris (1975)	10
	Franco Harris (1972)	10

Game		
1.	Le'Veon Bell (12/11/2016 at Buffalo)	3
	DeAngelo Williams (09/20/2015 vs. San Francisco)	3
	Willie Parker (09/07/2008 vs. Houston)	3
	Jerome Bettis (01/01/2006 vs. Detroit)	3
	Jerome Bettis (09/12/2004 vs. Oakland)	3
	Jerome Bettis (11/30/1997 at Arizona)	3
	Bam Morris (11/19/1995 at Cincinnati)	3
	Barry Foster (09/27/1983 at Atlanta)	3
	Merril Hoge (11/26/1989 at Miami)	3
	Rocky Bleier (12/05/1976 at Tampa Bay)	3
	Earl Gros (12/21/1969 at New Orleans)	3
	John Henry Johnson (10/10/1964 at Cleveland)	3

Highest Rushing Average

Career (Min. 1,500 Yards)		
1.	Kordell Stewart (1995-2002)	5.14
2.	Terry Bradshaw (1970-83)	5.08
3.	John Henry Johnson (1960-65)	4.35
4.	Le'Veon Bell (2013-17)	4.34
5.	James Conner (2017-20)	4.33
6.	Barry Foster (1990-94)	4.31
7.	Willie Parker (2004-09)	4.29
8.	Sidney Thornton (1977-82)	4.25
9.	John Fugus (1970-76)	4.21
10.	Frank Pollard (1980-88)	4.19
11.	Franco Harris (1972-83)	4.15
	Rocky Bleier (1968, 1970-80)	4.15

Season (Min. 115 Att.)		
1.	Franco Harris (1972)	5.61
2.	Jaylen Warren (2023)	5.30
3.	John Henry Johnson (1960)	5.26
4.	Johnny Clement (1947)	5.19
5.	Frenchy Fuqua (1970)	5.01
6.	Sidney Thornton (1979)	4.91
7.	Dick Hoak (1968)	4.90
8.	Le'Veon Bell (2016)	4.86
9.	Franco Harris (1974)	4.84
10.	Jerome Bettis (2001)	4.76
	Franco Harris (1975)	4.76
11.	Willie Parker (2005)	4.71
	Rocky Bleier (1976)	4.71

STEELERS All-Time Yards from Scrimmage

Total Yards from Scrimmage

Career		
1.	Franco Harris (1972-83)	14,234
2.	Hines Ward (1998-11)	12,511
3.	Jerome Bettis (1996-05)	11,377
4.	Antonio Brown (2010-18)	11,326
5.	John Stallworth (1974-87)	8,834
6.	Le'Veon Bell (2013-17)	7,996
7.	Heath Miller (2005-15) (TE)	6,577
8.	Louis Lipps (1984-91)	6,406
9.	Willie Parker (2004-09)	6,075
10.	Lynn Swann (1974-82)	5,534

Season		
1.	Le'Veon Bell (2014)	2,215
2.	Barry Foster (1992)	2,034
3.	Le'Veon Bell (2017)	1,946
4.	Le'Veon Bell (2016)	1,884
5.	Antonio Brown (2015)	1,862
6.	Jerome Bettis (1997)	1,775
7.	Willie Parker (2006)	1,716
8.	Antonio Brown (2014)	1,711
9.	Najee Harris (2021)	1,667
10.	Jerome Bettis (1996)	1,553

STEELERS All-Time Passing

Most Yards Passing

Career		
1.	Ben Roethlisberger (2004-21)	64,088
2.	Terry Bradshaw (1970-83)	27,989
3.	Kordell Stewart (1995-2002)	13,328
4.	Neil O'Donnell (1990-95)	12,867
5.	Bubby Brister (1986-92)	10,104
6.	Bobby Layne (1958-62)	9,030
7.	Jim Finks (1949-55)	8,622

8.	Mark Malone (1980-87)	8,582
9.	Tommy Maddox (2001-05)	7,139
10.	Mike Tomczak (1993-99)	6,649

Season

1.	Ben Roethlisberger (2018)	5,129
2.	Ben Roethlisberger (2014)	4,952
3.	Ben Roethlisberger (2009)	4,328
4.	Ben Roethlisberger (2013)	4,261
5.	Ben Roethlisberger (2017)	4,251
6.	Ben Roethlisberger (2011)	4,077
7.	Ben Roethlisberger (2015)	3,938
8.	Ben Roethlisberger (2016)	3,819
9.	Ben Roethlisberger (2020)	3,803
10.	Ben Roethlisberger (2021)	3,740

Game

1.	Ben Roethlisberger (10/26/2014 vs. Indianapolis)	522
2.	Ben Roethlisberger (12/10/2017 vs. Baltimore)	506
3.	Ben Roethlisberger (12/20/2009 vs. Green Bay)	503
4.	Tommy Maddox (11/10/2002 vs. Atlanta)	473
5.	Ben Roethlisberger (11/25/2018 at Denver)	462
6.	Ben Roethlisberger (11/29/2015 at Seattle)	456
7.	Ben Roethlisberger (09/16/2018 vs. Kansas City)	452
8.	Ben Roethlisberger (11/30/2014 vs. New Orleans)	435
9.	Ben Roethlisberger (11/05/2006 vs. Denver)	433
10.	Ben Roethlisberger (10/18/2009 vs. Cleveland)	417
11.	Bobby Layne (12/13/1958 vs. Chicago Cards)	409
12.	Ben Roethlisberger (11/13/2016 vs. Dallas)	408
13.	Ben Roethlisberger (09/22/2013 vs. Chicago)	406
14.	Ben Roethlisberger (11/03/2013 at New England)	400
15.	Ben Roethlisberger (11/22/2009 at Kansas City)	398
16.	Ben Roethlisberger (11/14/2010 vs. New England)	387
17.	Ben Roethlisberger (12/04/2005 vs. Cincinnati)	386
18.	Ben Roethlisberger (09/23/2012 at Oakland)	384
19.	Ben Roethlisberger (09/29/2013 at Minnesota)	383
20.	Ben Roethlisberger (12/20/2015 vs. Denver)	380
	Ben Roethlisberger (12/23/2018 at New Orleans)	380
	Ben Roethlisberger (10/09/2016 vs. N.Y. Jets)	380

Most 300-Yard Passing Games

Career		
1.	Ben Roethlisberger (2004-21)	68
2.	Tommy Maddox (2001-05)	6
	Neil O'Donnell (1990-95)	6
4.	Terry Bradshaw (1970-83)	4
5.	Kordell Stewart (1995-02)	3
	Mike Tomczak (1993-99)	3
	Bubby Brister (1986-92)	3
	Bobby Layne (1959-62)	3
	Jim Finks (1949-55)	3
10.	Mark Malone (1980-87)	2
	Bill Nelsen (1963-67)	2

Season

1.	Ben Roethlisberger (2014)	9
2.	Ben Roethlisberger (2018)	8
	Ben Roethlisberger (2015)	8
4.	Ben Roethlisberger (2020)	5
	Ben Roethlisberger (2013)	5
	Ben Roethlisberger (2011)	5
	Ben Roethlisberger (2009)	5
8.	Ben Roethlisberger (2017)	4
	Ben Roethlisberger (2016)	4
	Tommy Maddox (2003)	4
	Neil O'Donnell (1995)	4
12.	Ben Roethlisberger (2012)	3
	Ben Roethlisberger (2010)	3
	Ben Roethlisberger (2008)	3
	Terry Bradshaw (1979)	3

Most Passing Attempts

Career		
1.	Ben Roethlisberger (2004-21)	8,443
2.	Terry Bradshaw (1970-83)	3,901
3.	Kordell Stewart (1995-2002)	2,107
4.	Neil O'Donnell (1990-95)	1,871
5.	Bubby Brister (1986-92)	1,477
6.	Jim Finks (1949-55)	1,382
7.	Mark Malone (1980-87)	1,374
8.	Bobby Layne (1958-62)	1,156
9.	Tommy Maddox (2001-05)	1,036
10.	Mike Tomczak (1993-99)	973

Season

1.	Ben Roethlisberger (2018)	675
2.	Ben Roethlisberger (2020)	608
	Ben Roethlisberger (2014)	608
4.	Ben Roethlisberger (2021)	605
5.	Ben Roethlisberger (2013)	584
6.	Ben Roethlisberger (2017)	561
7.	Tommy Maddox (2003)	519
8.	Ben Roethlisberger (2011)	513
9.	Ben Roethlisberger (2016)	509

10.	Ben Roethlisberger (2009)	506
Game		
1.	Ben Roethlisberger (12/10/2017 vs. Baltimore)	66
2.	Ben Roethlisberger (09/16/2018 vs. Kansas City)	60
3.	Ben Roethlisberger (09/26/2021 vs. Cincinnati)	58
	Ben Roethlisberger (11/30/2014 vs. New Orleans)	58
5.	Tommy Maddox (12/08/2002 vs. Houston)	57
6.	Ben Roethlisberger (11/25/2018 at Denver)	56
7.	Ben Roethlisberger (10/08/2017 vs. Jacksonville)	55
	Ben Roethlisberger (12/20/2015 vs. Denver)	55
	Ben Roethlisberger (11/29/2015 at Seattle)	55
	Neil O'Donnell (12/24/1995 at Green Bay)	55
11.	Ben Roethlisberger (11/05/2006 vs. Denver)	54
12.	Ben Roethlisberger (12/07/2020 vs. Washington)	53
13.	Kenny Pickett (10/11/2022 at Buffalo)	52
	Neil O'Donnell (11/05/1995 at Chicago)	52
	Neil O'Donnell (10/19/1995 vs. Cincinnati)	52
16.	Ben Roethlisberger (12/02/2020 vs. Baltimore)	51
	Ben Roethlisberger (09/29/2013 at Minnesota)	51
18.	Mason Rudolph (11/14/2021 vs. Detroit)	50
	Ben Roethlisberger (12/23/2018 at New Orleans)	50
	Ben Roethlisberger (10/30/2011 vs. New England)	50
	Joe Gilliam (09/22/1974 at Denver)	50

Most Passes Completed

Career		
1.	Ben Roethlisberger (2004-21)	5,440
2.	Terry Bradshaw (1970-83)	2,025
3.	Kordell Stewart (1995-2002)	1,190
4.	Neil O'Donnell (1990-95)	1,069
5.	Bubby Brister (1986-92)	776
6.	Mark Malone (1980-87)	690
7.	Jim Finks (1949-55)	661
8.	Tommy Maddox (2001-05)	603
9.	Bobby Layne (1958-62)	569
10.	Mike Tomczak (1993-99)	546

Season

1.	Ben Roethlisberger (2018)	452
2.	Ben Roethlisberger (2014)	408
3.	Ben Roethlisberger (2020)	399
4.	Ben Roethlisberger (2021)	390
5.	Ben Roethlisberger (2013)	375
6.	Ben Roethlisberger (2017)	360
7.	Ben Roethlisberger (2009)	337
8.	Ben Roethlisberger (2016)	328
9.	Ben Roethlisberger (2011)	324
10.	Ben Roethlisberger (2015)	319

Game

1.	Ben Roethlisberger (12/10/2017 vs. Baltimore)	44
2.	Ben Roethlisberger (11/25/2018 at Denver)	41
3.	Ben Roethlisberger (12/20/2015 vs. Denver)	40
	Ben Roethlisberger (10/26/2014 vs. Indianapolis)	40
5.	Ben Roethlisberger (09/16/2018 vs. Kansas City)	39
6.	Ben Roethlisberger (09/26/2021 vs. Cincinnati)	38
	Ben Roethlisberger (11/05/2006 vs. Denver)	38
8.	Ben Roethlisberger (11/13/2016 vs. Dallas)	37
9.	Ben Roethlisberger (12/02/2020 vs. Baltimore)	36
	Ben Roethlisberger (11/29/2015 at Seattle)	36
	Ben Roethlisberger (09/29/2013 at Minnesota)	36
	Ben Roethlisberger (09/23/2012 at Oakland)	36
	Ben Roethlisberger (10/30/2011 vs. New England)	36
14.	Kenny Pickett (10/09/2022 at Buffalo)	34
	Ben Roethlisberger (12/27/2020 vs. Indianapolis)	34
	Ben Roethlisberger (10/19/2016 vs. NY Jets)	34
	Neil O'Donnell (11/05/1995 at Chicago)	34
18.	Ben Roethlisberger (12/07/2020 vs. Washington)	33
	Ben Roethlisberger (12/23/2018 at New Orleans)	33
	Ben Roethlisberger (11/26/2017 vs. Green Bay)	33
	Ben Roethlisberger (10/08/2017 vs. Jacksonville)	33
	Ben Roethlisberger (09/10/2009 vs. Tennessee)	33
	Neil O'Donnell (12/24/1995 at Green Bay)	33

Most Consecutive Passes Completed

1.	Ben Roethlisberger (11/13/2016 vs. Dallas, 15; 11/20/2016 at Cleveland, 7)	16
	Ben Roethlisberger (11/26/2007 vs. Miami)	15
	Ben Roethlisberger (11/26/2018 at Denver)	15
	Bubby Brister (10/01/1989 at Detroit)	15
5.	Mike Tomczak (09/08/1996 vs. Baltimore)	14
	Ben Roethlisberger (12/08/2013 vs. Miami, 2; 12/15/2013 vs. Cincinnati, 12)	14
	Ben Roethlisberger (09/28/2014 vs. Tampa Bay)	14
	Ben Roethlisberger (10/09/2016 vs. N.Y. Jets)	14
9.	Mike Tomczak (11/01/1998 vs. Tennessee)	13
	Ben Roethlisberger (10/07/2007 vs. Seattle)	13
	Ben Roethlisberger (10/11/2009 at Detroit)	13
	Ben Roethlisberger (10/05/2014 at Jacksonville, 10; 10/12/2014 at Cleveland, 3)	13

	Ben Roethlisberger (10/02/2016 vs. Kansas City)	13
	Mason Rudolph (09/30/2019 vs. Cincinnati, 4; 10/06/2019 vs. Baltimore, 9)	13
	Bill Nelson (12/18/1966 at Atlanta, 11; 09/17/1967 vs. Chicago, 2)	13

Highest Completion Percentage

Career (Min. 500 Att.)		
1.	Ben Roethlisberger (5,440-8,443, 2004-21)	64.4%
2.	Kenny Pickett (446-713, 2022)	62.6%
3.	Tommy Maddox (603-1,036, 2001-05)	58.2%
4.	Neil O'Donnell (1,069-1,871, 1990-95)	57.1%
5.	Kordell Stewart (1,190-2,107, 1995-02)	56.5%
6.	Mike Tomczak (546-973, 1993-99)	56.1%
7.	Bubby Brister (776-1,477, 1986-92)	52.5%
8.	Terry Bradshaw (2,025-3,901, 1970-83)	51.9%
9.	Mark Malone (690-1,374, 1980-87)	50.2%
10.	Bobby Layne (569-1,156, 1958-62)	49.2%
11.	Jim Finks (661-1,382, 1949-55)	47.8%
	Dick Shiner (245-513, 1968-69)	47.8%

Season (Min. 250 Att.)

1.	Ben Roethlisberger (319-469, 2015)	68.0%
2.	Ben Roethlisberger (408-608, 2014)	67.1%
3.	Ben Roethlisberger (452-675, 2018)	67.0%
4.	Ben Roethlisberger (337-506, 2009)	66.6%
5.	Ben Roethlisberger (196-295, 2004)	66.4%
6.	Ben Roethlisberger (399-608, 2020)	65.6%
7.	Ben Roethlisberger (264-404, 2007)	65.3%
8.	Ben Roethlisberger (390-605, 2021)	64.5%
9.	Ben Roethlisberger (328-509, 2016)	64.4%
10.	Ben Roethlisberger (360-561, 2017)	64.2%
	Ben Roethlisberger (375-584, 2013)	64.2%

Game (Min. 20 Att.)

1.	Mason Rudolph (18-20, 1/06/2023 at Baltimore)	90.0%
2.	Ben Roethlisberger (22-25, 11/08/2018 vs. Carolina)	88.0%
3.	Ben Roethlisberger (25-29, 12/09/2018 vs. Oakland)	86.2%
4.	Mason Rudolph (24-28, 09/30/2019 vs. Cincinnati)	85.7%
	Ben Roethlisberger (18-21, 11/26/2007 vs. Miami)	85.7%
6.	Landry Jones (23-27, 12/31/2017 vs. Cleveland)	85.2%
7.	Kordell Stewart (22-26, 11/24/2002 vs. Cincinnati)	84.6%
8.	Ben Roethlisberger (21-25, 10/17/2004 at Dallas)	84.0%
	Neil O'Donnell (21-25, 09/19/1993 vs. Cincinnati)	84.0%
10.	Ben Roethlisberger (20-24, 09/27/2015 at St. Louis)	83.3%
11.	Ben Roethlisberger (18-22, 10/07/2007 vs. Seattle)	81.8%
	Mark Malone (18-22, 11/25/1984 vs. San Diego)	81.8%
13.	Ben Roethlisberger (40-49, 10/26/2014 vs. Indianapolis)	81.6%
14.	Mike Tomczak (22-27, 10/27/1996 at Atlanta)	81.5%
	Ben Roethlisberger (40-49, 10/02/2016 vs. Kansas City)	81.5%
16.	Ben Roethlisberger (37-46, 11/13/2016 vs. Dallas)	80.4%
17.	Ben Roethlisberger (20-25, 12/15/2013 vs. Cincinnati)	80.0%
	Ben Roethlisberger (16-20, 12/20/2007 at St. Louis Rams)	80.0%
19.	Ben Roethlisberger (27-34, 10/11/2020 vs. Philadelphia)	79.4%
20.	Ben Roethlisberger (30-38, 09/24/2018 at Tampa Bay)	78.9%

Most Touchdown Passes

Career		
1.	Ben Roethlisberger (2004-21)	418
2.	Terry Bradshaw (1970-83)	212
3.	Kordell Stewart (1995-02)	70
4.	Neil O'Donnell (1990-95)	68
5.	Bobby Layne (1958-62)	66
6.	Jim Finks (1949-55)	55
7.	Mark Malone (1980-87)	54
8.	Bubby Brister (1986-92)	51
9.	Tommy Maddox (2001-05)	42
10.	Ed Brown (1962-65)	38

Season

1.	Ben Roethlisberger (2018)	34
2.	Ben Roethlisberger (2020)	33
3.	Ben Roethlisberger (2014)	32
	Ben Roethlisberger (2007)	32
5.	Ben Roethlisberger (2016)	29
6.	Ben Roethlisberger (2017)	28
	Ben Roethlisberger (2013)	28
	Terry Bradshaw (1978)	28
9.	Ben Roethlisberger (2012)	26
	Ben Roethlisberger (2009)	26
	Terry Bradshaw (1979)	26

Game		
1.	Ben Roethlisberger (11/02/2014 vs. Baltimore)	6
	Ben Roethlisberger (10/26/2014 vs. Indianapolis)	6
3.	Ben Roethlisberger (11/08/2018 vs. Carolina)	5
	Ben Roethlisberger (10/02/2016 vs. Kansas City)	5
	Ben Roethlisberger (10/09/2011 vs. Tennessee)	5
	Ben Roethlisberger (11/05/2007 vs. Baltimore)	5
	Mark Malone (09/08/1985 vs. Indianapolis)	5
	Terry Bradshaw (11/15/1981 at Atlanta)	5
9.	Ben Roethlisberger (11/15/2020 vs. Cincinnati)	4
	Ben Roethlisberger (11/26/2017 vs. Green Bay)	4
	Ben Roethlisberger (11/16/2017 vs. Tennessee)	4
	Ben Roethlisberger (10/09/2016 vs. NY Jets)	4
	Ben Roethlisberger (12/06/2015 vs. Indianapolis)	4
	Ben Roethlisberger (11/17/2013 vs. Detroit)	4
	Ben Roethlisberger (11/03/2013 at New England)	4
	Ben Roethlisberger (09/23/2012 at Oakland)	4
	Ben Roethlisberger (10/21/2007 at Denver)	4
	Ben Roethlisberger (09/09/2007 at Cleveland)	4
	Tommy Maddox (11/10/2002 vs. Atlanta)	4
	Bobby Brister (12/23/1990 vs. Cleveland)	4
	Bobby Brister (10/29/1990 vs. L.A. Rams)	4
	Bobby Brister (10/14/1990 at Denver)	4
	Mark Malone (11/25/1984 vs. San Diego)	4
	Terry Bradshaw (09/28/1980 vs. Chicago)	4
	Terry Bradshaw (11/04/1979 vs. Washington)	4
	Dick Shiner (11/24/1968 vs. San Francisco)	4
	Ed Brown (10/27/1963 vs. Dallas)	4
	Bobby Layne (12/10/1961 at Washington)	4
	Bobby Layne (09/24/1960 at Dallas)	4
	Bobby Layne (12/13/1959 vs. Chicago Cardinals)	4
	Bobby Layne (11/29/1959 vs. Philadelphia)	4
	Bobby Layne (11/09/1958 at Philadelphia)	4
	Jim Finks (10/17/1954 vs. Cleveland)	4
	Jim Finks (11/30/1952 vs. N.Y. Giants)	4
	Jim Finks (11/16/1952 at Cleveland)	4

Most Passes Had Intercepted

Career		
1.	Ben Roethlisberger (2004-21)	211
2.	Terry Bradshaw (1970-83)	210
3.	Jim Finks (1949-55)	88
4.	Bobby Layne (1958-62)	81
5.	Kordell Stewart (1995-2002)	72
6.	Mark Malone (1980-87)	68
7.	Bobby Prister (1986-92)	57
8.	Ed Brown (1962-65)	50
9.	Mike Tomczak (1993-99)	43
10.	Tommy Maddox (2001-05)	40

Season

1.	Jim Finks (1955)	26
2.	Terry Bradshaw (1979)	25
3.	Terry Bradshaw (1970)	24
4.	Ben Roethlisberger (2006)	23
5.	Terry Bradshaw (1980)	22
	Terry Bradshaw (1971)	22
7.	Bobby Layne (1959)	21
	Cliff Stoudt (1983)	21
9.	Terry Bradshaw (1978)	20
	Ed Brown (1963)	20
	Johnny Gildea (1935)	20

Game

1.	Tommy Wade (12/12/1965 vs. Philadelphia)	7
2.	Ben Roethlisberger (10/08/2017 vs. Jacksonville)	5
	Mark Malone (09/20/1987 at Cleveland)	5
	Terry Bradshaw (11/18/1979 at San Diego)	5
	Terry Bradshaw (10/30/1977 at Baltimore)	5
	Dick Shiner (11/24/1968 vs. San Francisco)	5
	Dick Shiner (11/17/1968 vs. Cleveland)	5
	John Gildea (12/01/1935 at Boston)	5
9.	31 times, last time by Devin Hodges (12/15/2019 vs. Buffalo)	4

Highest Passer Rating

Career (Min. 800 Att.)		
1.	Ben Roethlisberger (2004-21)	93.5
2.	Neil O'Donnell (1990-95)	81.8
3.	Tommy Maddox (2001-05)	76.7
4.	Kordell Stewart (1995-2002)	72.3
5.	Mike Tomczak (1993-99)	71.6
6.	Terry Bradshaw (1970-83)	70.9
7.	Bobby Brister (1986-92)	69.8
8.	Bobby Layne (1958-62)	65.5
9.	Mark Malone (1980-87)	62.4
10.	Jim Finks (1949-55)	54.7

Season (Min. 20 Att./Game)

1.	Bill Nelsen (1966)	107.8
2.	Ben Roethlisberger (2007)	104.1
3.	Ben Roethlisberger (2014)	103.3

4.	Ben Roethlisberger (2009)	100.5
5.	Ben Roethlisberger (2005)	98.6
6.	Ben Roethlisberger (2004)	98.1
7.	Ben Roethlisberger (2012)	97.0
	Ben Roethlisberger (2010)	97.0
9.	Ben Roethlisberger (2018)	96.5
10.	Ben Roethlisberger (2016)	95.4

Game (Min. 20 Att./Game)

1.	Ben Roethlisberger (22-25, 328, 5 TD, 0 INT; 11/08/2018 vs. Carolina)	158.3
	Ben Roethlisberger (16-20, 261, 3 TD, 0 INT; 12/20/2007 at St. Louis Rams)	158.3
3.	Bobby Brister (21-28, 353, 4 TD, 0 INT; 10/14/1990 at Denver)	156.3
4.	Ben Roethlisberger (21-27, 369, 3 TD, 0 INT; 09/20/2015 vs. San Francisco)	155.8
5.	Mark Malone (18-22, 253, 4 TD, 0 INT; 11/25/1984 vs. San Diego)	154.2
6.	Ben Roethlisberger (22-27, 300, 5 TD, 0 INT; 10/02/2016 vs. Kansas City)	152.5
7.	Ben Roethlisberger (40-49, 522, 6 TD, 0 INT; 10/26/2014 vs. Indianapolis)	150.6
8.	Neil O'Donnell (24-31, 377, 3 TD, 0 INT; 11/19/1995 at Cincinnati)	149.5
9.	Ben Roethlisberger (16-22, 238, 3 TD, 0 INT; 10/22/2006 at Atlanta)	147.3
10.	Ben Roethlisberger (14-20, 221, 3 TD, 0 INT; 11/24/2016 at Indianapolis)	146.0

STEELERS All-Time Receiving

Most Receptions

Career		
1.	Hines Ward (1998-2011)	1,000
2.	Antonio Brown (2010-18)	837
3.	Heath Miller (2005-15) (TE)	592
4.	John Stallworth (1974-87)	537
5.	Diontae Johnson (2019-)	391
6.	Louis Lipps (1984-91)	358
7.	Lynn Swann (1974-82)	336
8.	Elbie Nickel (1947-57) (TE)	329
9.	JuJu Smith-Schuster (2017-21)	323
10.	Le'Veon Bell (2013-17) (RB)	312

Season

1.	Antonio Brown (2015)	136
2.	Antonio Brown (2014)	129
3.	Hines Ward (2002)	112
4.	JuJu Smith-Schuster (2018)	111
5.	Antonio Brown (2013)	110
6.	Diontae Johnson (2021)	107
7.	Antonio Brown (2016)	106
8.	Antonio Brown (2018)	104
9.	Antonio Brown (2017)	101
10.	JuJu Smith-Schuster (2020)	97

Game

1.	Antonio Brown (11/08/2015 vs. Oakland)	17
2.	Antonio Brown (12/20/2015 vs. Denver)	16
3.	Najee Harris (09/26/2021 vs. Cincinnati) (RB)	14
	Antonio Brown (12/23/2018 at New Orleans)	14
	Antonio Brown (11/13/2016 vs. Dallas)	14
4.	Courtney Hawkins (11/01/1998 vs. Tennessee)	14
7.	Jaylen Samuels (11/03/2019 vs. Indianapolis) (RB)	13
	JuJu Smith-Schuster (11/25/2018 at Denver)	13
	JuJu Smith-Schuster (09/16/2018 vs. Kansas City)	13
	Antonio Brown (01/03/2016 at Cleveland)	13
	Hines Ward (11/30/2003 vs. Cincinnati)	13
12.	Diontae Johnson (01/22/2020 at Jacksonville)	12
	Le'Veon Bell (11/26/2017 vs. Green Bay) (RB)	12
	Antonio Brown (09/25/2016 at Philadelphia)	12
	Antonio Brown (09/29/2013 at Minnesota)	12
	J.R. Wilburn (10/22/1967 vs. Dallas)	12
17.	JuJu Smith-Schuster (12/23/2018 at New Orleans)	11
	Antonio Brown (12/10/2017 vs. Baltimore)	11
	Antonio Brown (09/10/2017 vs. Cleveland)	11
	Antonio Brown (09/27/2015 at St. Louis)	11
	Antonio Brown (11/02/2014 vs. Baltimore)	11
	Hines Ward (11/16/2008 vs. San Diego)	11
	Hines Ward (12/02/2007 vs. Cincinnati)	11
	Hines Ward (11/10/2002 vs. Atlanta)	11
	Yancey Thigpen (10/26/1997 vs. Jacksonville)	11
	John Stallworth (09/30/1985 vs. Cincinnati)	11
	Franco Harris (09/19/1982 vs. Cincinnati) (RB)	11
	Roy Jefferson (11/03/1968 at Atlanta)	11
29.	Diontae Johnson (12/18/2022 at Carolina)	10
	Jesse James (12/10/2017 vs. Baltimore) (TE)	10
	Antonio Brown (11/26/2017 vs. Green Bay)	10
	Antonio Brown (11/16/2017 vs. Tennessee)	10
	Le'Veon Bell (10/08/2017 vs. Jacksonville) (RB)	10

Antonio Brown (10/08/2017 vs. Jacksonville)	10
Antonio Brown (09/24/2017 at Chicago)	10
Antonio Brown (12/25/2016 vs. Baltimore)	10
Le'Veon Bell (10/23/2016 vs. New England) (RB)	10
Martavis Bryant (12/20/2015 vs. Denver)	10
Heath Miller (12/13/2015 at Cincinnati) (TE)	10
Antonio Brown (11/15/2015 vs. Cleveland)	10
Heath Miller (11/01/2015 vs. Cincinnati) (TE)	10
Antonio Brown (12/14/2014 at Atlanta)	10
Antonio Brown (10/26/2014 vs. Indianapolis)	10
Heath Miller (09/28/2014 vs. Tampa Bay) (TE)	10
Antonio Brown (09/21/2014 at Carolina)	10
Hines Ward (11/22/2009 at Kansas City)	10
Hines Ward (11/17/2002 at Tennessee)	10
Hines Ward (12/09/2001 vs. N.Y. Jets)	10
Yancey Thigpen (09/24/1995 vs. Minnesota)	10
Yancey Thigpen (11/05/1995 at Chicago)	10
Andre Hastings (09/18/1995 at Miami)	10
Dick Compton (10/07/1967 at Cleveland)	10
Elbie Nickel (12/14/1952 at Los Angeles) (TE)	10
Val Jansante (10/30/1949 vs. Philadelphia)	10

Most Yards Receiving

Career	
1. Hines Ward (1998-2011)	12,083
2. Antonio Brown (2010-18)	11,207
3. John Stallworth (1974-87)	8,723
4. Heath Miller (2005-15) (TE)	6,569
5. Louis Lipps (1984-91)	6,018
6. Lynn Swann (1974-82)	5,462
7. Elbie Nickel (1947-57) (TE)	5,131
8. Buddy Dial (1959-63)	4,723
9. Diontae Johnson (2019-)	4,363
10. Plaxico Burress (2000-04, 12-13)	4,216

Season	
1. Antonio Brown (2015)	1,834
2. Antonio Brown (2014)	1,698
3. Antonio Brown (2017)	1,533
4. Antonio Brown (2013)	1,499
5. JuJu Smith-Schuster (2018)	1,426
6. Yancey Thigpen (1997)	1,398
7. John Stallworth (1984)	1,395
8. Hines Ward (2002)	1,329
9. Plaxico Burress (2002)	1,325
10. Yancey Thigpen (1995)	1,307

Game	
1. Antonio Brown (11/08/2015 vs. Oakland)	284
2. Plaxico Burress (11/10/2002 vs. Atlanta)	253
3. Buddy Dial (10/22/1961 vs. Cleveland)	235
4. Antonio Brown (12/10/2017 vs. Baltimore)	213
5. Jimmy Orr (12/13/1958 vs. Chicago Cardinals)	205
6. Elbie Nickel (12/14/1952 at L.A. Rams) (TE)	202
7. Markus Wheaton (11/29/2015 at Seattle)	201
8. Roy Jefferson (11/03/1968 at Atlanta)	199
9. Antonio Brown (09/22/2013 vs. Chicago)	196
10. Yancey Thigpen (10/26/1997 vs. Jacksonville)	196
11. George Pickens (12/23/2023 vs. Cincinnati)	195
12. Antonio Brown (09/20/2015 vs. San Francisco)	195
13. JuJu Smith-Schuster (10/29/2017 at Detroit)	193
14. Jeff Graham (12/19/1993 vs. Houston Oilers)	192
15. Lynn Swann (12/2/1979 vs. Cincinnati)	192
16. JuJu Smith-Schuster (11/25/2018 at Denver)	189
17. Antonio Brown (12/20/2015 vs. Denver)	189
18. Antonio Brown (01/03/2016 at Cleveland)	187
19. Antonio Brown (12/23/2018 at New Orleans)	185
20. Louis Lipps (09/02/1984 vs. Kansas City)	183
21. Antonio Brown (09/10/2017 at Cleveland)	182

Most 100-Yard Receiving Games

Career	
1. Antonio Brown (2010-18)	42
2. Hines Ward (1998-11)	29
3. John Stallworth (1974-87)	25
4. Buddy Dial (1959-63)	18
5. Louis Lipps (1984-91)	16
6. Mike Wallace (2009-12)	14
7. Roy Jefferson (1965-69)	13
8. JuJu Smith-Schuster (2017-21)	12
9. Plaxico Burress (2000-04, 12-13)	12
10. Lynn Swann (1974-82)	11
11. Gary Ballman (1962-66)	11

Season	
1. Antonio Brown (2015)	9
2. JuJu Smith-Schuster (2018)	8
Antonio Brown (2017)	8
Antonio Brown (2014)	8
5. Mike Wallace (2010)	7
John Stallworth (1984)	7
7. Yancey Thigpen (1997)	6
Buddy Dial (1963)	6
9. Antonio Brown (2018)	5
Antonio Brown (2013)	5
Hines Ward (2009)	5

Louis Lipps (1989)	5
Roy Jefferson (1969)	5
Jimmy Orr (1958)	5
George Pickens (2023)	5
16. Antonio Brown (2016)	4
Mike Wallace (2011)	4
Hines Ward (2010)	4
Hines Ward (2008)	4
Hines Ward (2005)	4
Hines Ward (2002)	4
Plaxico Burress (2002)	4
Plaxico Burress (2001)	4
Charles Johnson (1996)	4
Yancey Thigpen (1995)	4
Louis Lipps (1985)	4
John Stallworth (1981)	4
Theo Bell (1980)	4
Roy Jefferson (1968)	4
Buddy Dial (1962)	4
Buddy Dial (1961)	4

Most Touchdowns Receiving

Career	
1. Hines Ward (1998-2011)	85
2. Antonio Brown (2010-18)	74
3. John Stallworth (1974-87)	63
4. Lynn Swann (1974-82)	51
5. Heath Miller (2005-15) (TE)	45
6. Buddy Dial (1959-63)	42
7. Louis Lipps (1984-91)	39
8. Elbie Nickel (1947-57) (TE)	37
9. Ray Mathews (1951-59)	34
10. Mike Wallace (2009-12)	32

Season	
1. Antonio Brown (2018)	15
2. Antonio Brown (2014)	13
3. Antonio Brown (2016)	12
Hines Ward (2002)	12
Louis Lipps (1985)	12
Buddy Dial (1961)	12
7. Hines Ward (2005)	11
John Stallworth (1984)	11
Lynn Swann (1978)	11
Lynn Swann (1975)	11
Roy Jefferson (1968)	11

Game	
1. Roy Jefferson (11/03/1968 at Atlanta)	4
2. Chase Claypool (10/11/2020 vs. Philadelphia)	3
Antonio Brown (11/16/2017 vs. Tennessee)	3
Antonio Brown (11/24/2016 at Indianapolis)	3
Jerriehio Gotchery (11/03/2013 at New England)	3
Hines Ward (10/22/2006 at Atlanta)	3
Charles Johnson (11/01/1998 vs. Tennessee)	3
Yancey Thigpen (12/07/1997 vs. Denver)	3
Eric Green (10/14/1990 at Denver) (TE)	3
Weegie Thompson (11/02/1996 vs. Green Bay)	3
Louis Lipps (09/08/1985 vs. Indianapolis)	3
John Stallworth (11/25/1984 vs. San Diego)	3
John Stallworth (11/04/1984 vs. Houston)	3
Jim Smith (09/28/1980 vs. Chicago)	3
Buddy Dial (10/27/1963 vs. Dallas)	3
Jimmy Orr (12/13/1958 vs. Chicago Cardinals)	3
Tom Tracy (11/09/1958 at Philadelphia)	3
Ray Mathews (10/17/1954 vs. Cleveland)	3

Most Consecutive Games Played with at Least One Reception

1. Hines Ward (11/09/1998 vs. Green Bay; 11/08/2010 at Cincinnati)	186
2. Antonio Brown (10/03/2010 vs. Baltimore; 12/23/2018 at New Orleans)	128
3. Heath Miller (11/20/2008 vs. Cincinnati; 10/18/2015 vs. Arizona)	103
4. Elbie Nickel (10/14/1951 vs. San Francisco; 12/22/1957 at Chicago Cardinals)	68
5. John Stallworth (10/09/1977 at Houston; 12/05/1982 vs. Kansas City)	67
6. JuJu Smith-Schuster (09/17/2017 vs. Minnesota; 10/03/2021 at Green Bay)	61
7. Santonio Holmes (09/07/2006 vs. Miami; 01/03/2010 at Miami)	60
8. Plaxico Burress (09/09/2001 at Jacksonville; 12/26/2004 vs. Baltimore)	59
9. Buddy Dial (10/25/1959 vs. New York Giants; 12/15/1963 at New York Giants)	57
10. Mike Wallace (12/06/2009 vs. Oakland; 12/23/2012 vs. Cincinnati)	52

STEELERS All-Time Punting

Most Punts	
Career	
1. Bobby Walden (1968-77)	711
2. Josh Miller (1996-2003)	572

3.	Craig Colquitt (1978-81, 1983-84)	429
4.	Jordan Berry (2015-20)	385
5.	Harry Newsome (1985-89)	375
6.	Mark Royals (1992-94)	259
7.	Pat Brady (1952-54)	223
8.	Daniel Sepulveda (2007-11)	221
9.	Pressley Harvin III (2021-)	217
10.	Chris Gardocki (2004-06)	199

Season

1.	Mark Royals (1994)	97
2.	Josh Miller (2000)	90
3.	Mark Royals (1993)	89
4.	Harry Newsome (1986)	86
5.	Josh Miller (2003)	84
	Josh Miller (1999)	84
	Craig Colquitt (1981)	84
8.	Harry Newsome (1989)	82
9.	Josh Miller (1998)	81
10.	Craig Colquitt (1983)	80
	Pat Brady (1953)	80

Game

1.	Josh Miller (10/15/2000 vs. Cincinnati)	12
2.	Mark Royals (11/06/1994 at Houston)	11
	Mark Royals (12/05/1993 vs. New England)	11
4.	Harry Newsome (11/09/1986 at Buffalo)	10
	Harry Newsome (09/16/1985 at Cleveland)	10
6.	19 times, last time by Pressley Harvin (11/19/2023 at Cleveland)	9

Highest Punting Average

Career (Min. 100 Punts)

1.	Bobby Joe Green (1960-61)	45.7
2.	Pat Brady (1952-54)	44.5
3.	Jordan Berry (2015-20)	44.4
4.	Frank Lambert (1965-66)	43.9
5.	Pressley Harvin (2020-)	43.7
	Daniel Sepulveda (2007-11)	43.7
7.	Josh Miller (1996-2003)	42.9
8.	Chris Gardocki (2004-06)	42.1
9.	Mark Royals (1992-94)	41.5
10.	Harry Newsome (1985-89)	41.4

Season (Min. 50 Punts)

1.	Bobby Joe Green (1961)	47.0
2.	Pat Brady (1953)	46.9
3.	Jordan Berry (2020)	45.8
4.	Jordan Berry (2016)	45.6
5.	Daniel Sepulveda (2010)	45.5
	Jordan Berry (2019)	45.5
7.	Harry Newsome (1988)	45.4
8.	Bobby Walden (1970)	45.2
	Josh Miller (1999)	45.2
10.	Frank Lambert (1965)	45.1

Longest Punt

1.	Joe Geri (11/20/1949 at Green Bay)	82
2.	Jordan Berry (10/18/2015 vs. Arizona)	79
	Drew Butler (12/09/2012 vs. San Diego)	79
4.	Josh Miller (12/02/1999 at Jacksonville)	75
	Bobby Joe Green (1960)	75
6.	Brad Wing (12/07/2014 at Cincinnati)	74
	Craig Colquitt (12/07/1981 at Oakland)	74
	Bob Cifers (1947)	74
9.	Josh Miller (09/20/1998 at Miami)	73
10.	Josh Miller (11/30/2003 vs. Cincinnati)	72
	Josh Miller (10/26/1997 vs. Jacksonville)	72

STEELERS All-Time Punt Returns

Most Punt Returns

Career

1.	Rod Woodson (1987-96)	257
2.	Antonio Brown (2010-18)	186
3.	Antwaan Randle El (2002-05, 10)	182
4.	Theo Bell (1976, 1978-80)	139
5.	Louis Lipps (1984-91)	107
6.	Glen Edwards (1971-77)	99
7.	Jim Smith (1977-82)	98
8.	Andre Hastings (1993-96)	87
9.	Hank Poteat (2000-02)	74
10.	Rick Woods (1982-86)	70

Season

1.	Louis Lipps (1984)	53
2.	Andre Hastings (1995)	48
3.	Antwaan Randle El (2003)	45
	Theo Bell (1979)	45
5.	Antwaan Randle El (2005)	44
6.	Paul Skansi (1983)	43
7.	Antwaan Randle El (2004)	42
	Rod Woodson (1993)	42
9.	Lynn Swann (1974)	41
10.	Rod Woodson (1994)	39
	Theo Bell (1976)	39

Game

1.	Theo Bell (12/16/1979 vs. Buffalo)	10
2.	Andre Hastings (11/13/1995 vs. Cleveland)	9
3.	Jim Smith (09/09/1979 vs. Houston)	8
	Willie Sydnor (12/26/1982 vs. New England)	8
	Paul Skansi (10/30/1983 vs. Tampa Bay)	8
6.	Jon Stagers (09/26/1971 vs. Cincinnati)	7
	Lynn Swann (10/28/1974 vs. Atlanta)	7
	Antwaan Randle El (11/21/2004 at Cincinnati)	7
	Antonio Brown (11/21/2010 vs. Oakland)	7
10.	27 times, last time by Ray-Ray McCloud (11/14/2021 vs. Detroit)	6

Most Yards Punt Returns

Career

1.	Rod Woodson (1987-96)	2,362
2.	Antonio Brown (2010-18)	1,759
3.	Antwaan Randle El (2002-05, 10)	1,650
4.	Theo Bell (1976, 1978-80)	1,259
5.	Louis Lipps (1984-91)	1,212
6.	Glen Edwards (1971-77)	941
7.	Bill Dudley (1942, 1945-46)	838
8.	Ray Mathews (1951-59)	779
9.	Hank Poteat (2000-02)	744
10.	Lynn Swann (1974-82)	739

Season

1.	Louis Lipps (1984)	656
2.	Lynn Swann (1974)	577
3.	Antwaan Randle El (2003)	542
4.	Andre Hastings (1995)	474
5.	Antwaan Randle El (2005)	448
6.	Louis Lipps (1985)	437
7.	Walt Slater (1947)	435
8.	Hank Poteat (2000)	423
9.	Antonio Brown (2013)	409
10.	Rod Woodson (1990)	398

Game

1.	Antwaan Randle El (12/07/2003 vs. Oakland)	132
2.	Andre Hastings (11/13/1995 vs. Cleveland)	131
3.	Louis Lipps (11/19/1984 at Kansas City)	128
	Louis Lipps (11/10/1985 at New Orleans)	128
5.	Lynn Swann (12/14/1974 vs. Cincinnati)	122
6.	Antwaan Randle El (11/28/2004 vs. Washington)	111
7.	Lynn Swann (11/25/1974 at New Orleans)	106
8.	Theo Bell (12/16/1979 vs. Buffalo)	105
9.	Lynn Swann (10/28/1974 vs. Atlanta)	102
10.	Paul Skansi (10/30/1983 vs. Tampa Bay)	100

Most Touchdowns Punt Returns

Career

1.	Antonio Brown (2010-18)	4
	Antwaan Randle El (2002-05, 10)	4
3.	Louis Lipps (1984-91)	3
	Ray Mathews (1951-59)	3
5.	Rod Woodson (1987-96)	2
	12 times, last time by Dontae Johnson (12/08/19 at Arizona)	1

Season

1.	Antwaan Randle El (2005)	2
	Antwaan Randle El (2003)	2
	Louis Lipps (1985)	2
	Ray Mathews (1952)	2
5.	20 times, last time by Dontae Johnson (12/08/2019 at Arizona)	1

Game

1.	27 times, last time by Dontae Johnson (12/08/2019 at Arizona)	1
----	---	---

Highest Punt Return Average

Career (Min. 75 Ret.)

1.	Louis Lipps (1984-91)	11.33
2.	Hank Poteat (2000-02)	10.36
3.	Glen Edwards (1971-77)	9.51
4.	Antonio Brown (2010-18)	9.46
5.	Rod Woodson (1987-96)	9.19
6.	Antwaan Randle El (2002-05, 2010)	9.07
7.	Theo Bell (1976, 1978-80)	9.06
8.	Andre Hastings (1993-96)	8.40
9.	Jim Smith (1977-82)	7.52

Season (Min. 1.25 Ret./Gm.)

1.	Art Jones (1941)	16.6
2.	Bobby Gage (1949)	15.9
3.	Walt Slater (1947)	15.5
4.	Ray Mathews (1951)	15.4
5.	Ray Mathews (1952)	15.3
6.	Bill Dudley (1946)	14.3
7.	Lynn Swann (1974)	14.1
8.	Bill Dudley (1942)	13.6
9.	Hank Poteat (2000)	13.0
10.	Buss Warren (1945)	12.9

Game (Min. 3 Ret.)

1.	Lynn Swann (3-112; 12/14/1974 vs. Cincinnati)	37.33
2.	Louis Lipps (4-128; 11/19/1984 at New Orleans)	32.00
3.	Ray-Ray McCloud (3-83; 10/25/2020 at Tennessee)	27.67

	Andre Hastings (3-83; 09/10/1995 at Houston Oilers)	27.67
5.	Antwaan Randle El (5-132; 12/07/2003 vs. Oakland)	26.40
6.	Santonio Holmes (3-78; 12/17/2006 at Carolina)	26.00
7.	Emmanuel Sanders (3-76; 11/04/2012 at N.Y. Giants)	25.33
8.	Antwaan Randle El (4-92; 10/26/2003 vs. St. Louis Rams)	23.00
9.	Antonio Brown (3-65; 12/04/2011 vs. Cincinnati)	21.67
10.	Antwaan Randle El (3-64; 11/09/2003 vs. Arizona)	21.33
	Louis Lipps (6-128; 11/10/1985 at Kansas City)	21.33

STEELERS All-Time Kickoff Returns

Most Kickoff Returns

Career		
1.	Rod Woodson (1987-96)	220
2.	Larry Anderson (1978-81)	122
3.	Dwight Stone (1987-94)	109
4.	Lynn Chandoins (1950-56)	92
5.	Antwaan Randle El (2002-05, 10)	78
	Will Blackwell (1997-01)	78
7.	Ernie Mills (1991-96)	76
8.	Gary Ballman (1962-66)	64
9.	Ray-Ray McCloud III (2020-21)	63
10.	Ike Taylor (2003-14)	55
	Stefan Logan (2009)	55
Season		
1.	Stefan Logan (2009)	55
2.	Ernie Mills (1995)	54
3.	Rod Woodson (1991)	44
4.	Chris Rainey (2012)	39
	Henry Odom (1983)	39
6.	Allen Rossum (2007)	38
7.	Ike Taylor (2003)	37
	Rod Woodson (1988)	37
	Larry Anderson (1981)	37
	Larry Anderson (1978)	37
Game		
1.	Rich Erenberg (09/02/1984 vs. Kansas City)	7
	Jack Delopaine (09/26/1976 vs. New England)	7
	Steven Sims (11/20/2022 vs. Cincinnati)	7
4.	17 times, last time by Emmanuel Sanders (11/14/2010 vs. New England)	6

Most Yards Kickoff Returns

Career		
1.	Rod Woodson (1987-96)	4,894
2.	Larry Anderson (1978-81)	2,866
3.	Lynn Chandoins (1950-56)	2,720
4.	Dwight Stone (1987-94)	2,086
5.	Will Blackwell (1997-2001)	1,772
6.	Ernie Mills (1991-96)	1,753
7.	Antwaan Randle El (2002-05,10)	1,742
8.	Gary Ballman (1962-66)	1,711
9.	Stefan Logan (2009)	1,466
10.	Ray-Ray McCloud (2020-21)	1,422
Season		
1.	Stefan Logan (2009)	1,466
2.	Ernie Mills (1995)	1,306
3.	Chris Rainey (2012)	1,035
4.	Rod Woodson (1989)	982
5.	Larry Anderson (1978)	930
6.	Allen Rossum (2007)	885
7.	Rod Woodson (1991)	880
8.	Rod Woodson (1988)	850
9.	Ike Taylor (2003)	831
10.	Larry Anderson (1981)	825
Game		
1.	Don Shy (11/17/1968 vs. Cleveland)	190
2.	Jack Delopaine (09/26/1976 vs. New England)	189
3.	Brady Keys (09/30/1962 vs. N.Y. Giants)	184
4.	Rich Erenberg (09/02/1984 vs. Kansas City)	174
5.	Chris Rainey (11/04/2012 at N.Y. Giants)	173
6.	David Dunn (12/20/1998 vs. Cincinnati)	168
	Clarence Peaks (11/21/1965 vs. Washington)	168
8.	Rod Woodson (09/17/1989 at Cincinnati)	165
9.	Gary Ballman (11/17/1963 at Washington)	159
10.	Rod Woodson (11/18/1990 at Cincinnati)	158

Highest Kickoff Return Average

Career (Min. 75 Ret.)		
1.	Lynn Chandoins (1950-56)	29.6
2.	Larry Anderson (1978-81)	23.5
3.	Ernie Mills (1991-1996)	23.1
4.	Will Blackwell (1997-2001)	22.7
5.	Antwaan Randle El (2002-05, 2010)	22.3
6.	Rod Woodson (1987-96)	22.2
7.	Dwight Stone (1987-94)	19.1
Season (Min. 1-25 Ret./Game)		
1.	Lynn Chandoins (1952)	35.2

2.	Gary Ballman (1963)	31.7
3.	Mel Blount (1970)	29.7
4.	Lynn Chandoins (1953)	29.0
5.	Antonio Brown (2011)	27.3
	Rod Woodson (1989)	27.3
7.	Stefan Logan (2009)	26.7
8.	Chris Rainey (2012)	26.5
	Sid Watson (1955)	26.5
10.	Johnny Lattner (1954)	25.8

Game (Min. 3 KR)

1.	Troy Edwards (3-145; 11/25/2001 at Tennessee)	48.3
2.	Will Blackwell (3-140; 12/24/2000 at San Diego Chargers)	46.7
3.	Stefan Logan (3-135; 12/06/2009 vs. Oakland)	45.0
4.	Dwight Stone (3-130; 12/04/1988 at Houston Oilers)	43.3
5.	Will Blackwell (3-129; 10/05/1997 at Baltimore)	43.0
6.	Rod Woodson (3-125; 11/19/1989 vs. San Diego)	41.7
7.	Rod Woodson (4-165; 09/17/1989 at Cincinnati)	41.3
8.	Jim Butler (10/30/1966 at Dallas)	40.0
9.	Gary Ballman (11/17/1963 at Washington)	39.8
10.	Larry Anderson (3-115; 10/15/1978 at Cleveland)	38.3
Longest Kickoff Returns		
1.	Don McCall (11/23/1969 at Minnesota)	101T
2.	Antwaan Randle El (10/13/2002 at Cincinnati)	99T
3.	Allen Rossum (09/23/2007 vs. San Francisco)	98T
	Will Blackwell (12/24/2000 at San Diego)	98T
5.	Will Blackwell (10/09/1997 at Baltimore)	97T
	Juju Smith-Schuster (12/31/2017 vs. Cleveland)	96T
	Billy Wells (10/13/1957 vs. Chicago Cardinals)	96T
8.	Larry Anderson (11/25/1979 vs. Cleveland)	95T
9.	Mike Collier (10/26/1975 at Green Bay)	94T
10.	Jim Butler (10/30/1966 at Dallas)	93T
	Gary Ballman (11/17/1963 at Washington)	93
	Lynn Chandoins (10/03/1953 vs. N.Y. Giants)	93T
	Lynn Chandoins (10/12/1952 at Philadelphia)	93T

STEELERS All-Time Interceptions

Most Interceptions

Career		
1.	Mel Blount (1970-83)	57
2.	Jack Butler (1951-59)	52
3.	Donnie Shell (1974-87)	51
4.	Rod Woodson (1987-96)	38
5.	Dwayne Woodruff (1979-85, 1987-90)	37
6.	Mike Wagner (1971-80)	36
7.	Troy Polamalu (2003-14)	32
	Darren Perry (1992-98)	32
	Jack Ham (1971-82)	32
10.	Jack Lambert (1974-84)	28
Season		
1.	Mel Blount (1975)	11
2.	Jack Butler (1957)	10
	Howard Hartley (1951)	10
	Bill Dudley (1946)	10
5.	Jack Butler (1958)	9
	Jack Butler (1953)	9
7.	Rod Woodson (1993)	8
	Mike Wagner (1973)	8
	Clendon Thomas (1963)	8
	Johnny Sample (1961)	8
Game		
1.	Jack Butler (12/13/1953 at Washington)	4
2.	Darren Perry (09/11/1994 at Cleveland)	4
	Richard Shelton (12/22/1991 vs. Cleveland)	3
	Donnie Shell (11/22/1981 at Cleveland)	3
	Mike Wagner (09/28/1980 vs. Chicago)	3
	Mike Wagner (10/28/1973 vs. Cincinnati)	3
	Jim Bradshaw (10/24/1965 at Philadelphia)	3
	Johnny Sample (10/08/1961 at Philadelphia)	3
	Dicky Moegele (10/09/1960 vs. N.Y. Giants)	3
	Dean Derby (12/13/1958 vs. Chicago Cardinals)	3
	Dick Alban (11/02/1958 vs. Washington)	3
	Jack Butler (11/03/1957 at Baltimore)	3
	Claude Hippy (11/30/1952 vs. New York Giants)	3
	Ed Kissell (10/04/1952 vs. Cleveland)	3
	Tony Compagno (10/10/1948 vs. Washington)	3
16.	Many, last time by Levi Wallace (09/25/2023 at Las Vegas)	2

Most Interception Return Yards

Career		
1.	Jack Butler (1951-59)	827
2.	Rod Woodson (1987-96)	779
3.	Mel Blount (1970-83)	736
4.	Dwayne Woodruff (1979-85, 1987-90)	689
5.	Glen Edwards (1971-78)	652
6.	Darren Perry (1992-98)	574
7.	Mike Wagner (1971-80)	491
8.	Donnie Shell (1974-87)	490

9.	Troy Polamalu (2003-14)	398
10.	Tony Compagno (1946-48)	382

Season

1.	Bill Dudley (1946)	242
2.	Chad Scott (2001)	204
3.	Glen Edwards (1973)	186
4.	Tony Compagno (1948)	179
5.	Dewayne Washington (1998)	178
6.	Jack Butler (1952)	168
7.	Tony Compagno (1947)	163
8.	Glen Edwards (1974)	153
	Joey Porter (2002)	153
10.	Jack Butler (1953)	147

Game

1.	Dewayne Washington (11/22/1998 vs. Jacksonville)	130
2.	Joey Porter (9/15/2002 vs. Oakland)	114
3.	Jim Bradshaw (10/24/1965 at Philadelphia)	101
4.	Minkah Fitzpatrick (11/3/2019 vs. Indianapolis)	96
5.	Lawrence Timmons (11/30/2008 at New England)	89
6.	Glen Edwards (9/30/1973 at Houston Oilers)	86
7.	John Rowser (12/15/1973 at San Francisco)	84
8.	Mike Wagner (11/2/1975 at Cincinnati)	83
9.	Keyaron Fox (10/25/2009 vs. Minnesota)	82
10.	Brett Keisel (9/26/2010 at Tampa Bay)	79
	Dwayne Woodruff (10/16/1983 vs. Cleveland)	79

Most Touchdowns on Interceptions

Career

1.	William Gay (2007-11, 13-17)	5
	Rod Woodson (1987-96)	5
3.	Chad Scott (1997-04)	4
	Jack Butler (1951-59)	4
5.	Troy Polamalu (2003-14)	3
	Deshea Townsend (1998-09)	3
	Carnell Lake (1989-98)	3
	Dwayne Woodruff (1979-85, 1987-90)	3
	Tony Compagno (1946-48)	3
10.	Minkah Fitzpatrick (2019-20)	2
	Tyrone Carter (2004-09)	2
	Dewayne Washington (1998-03)	2
	Bryan Hinkle (1982-93)	2
	Mike Merriweather (1982-87)	2
	Donnie Shell (1974-87)	2
	Sam Washington (1982-85)	2
	Mel Blount (1970-83)	2
	Glen Edwards (1971-77)	2
	John Rowser (1970-73)	2
	Marv Woodson (1964-69)	2
	Jim Bradshaw (1963-67)	2

Season

1.	William Gay (2014)	3
2.	Chad Scott (2001)	2
	Dewayne Washington (1998)	2
	Rod Woodson (1994)	2
	Sam Washington (1984)	2
	Jack Butler (1954)	2
	Tony Compagno (1947)	2

Game

1.	Dewayne Washington (11/22/98 vs. Jacksonville; 78, 52)	2
2.	Many, last time by Alex Highsmith (09/18/23 vs. Cleveland)	1

Most Consecutive Games Intercepting Pass

1.	Mel Blount (1975)	6
2.	Sam Washington (1984)	4
	Troy Polamalu (2008)	4
4.	19 times, last time by Minkah Fitzpatrick (2019)	3

Longest Interception Returns

1.	Martin Kottler (9/27/33 vs. Chicago Cardinals)	99ft
2.	Minkah Fitzpatrick (11/3/19 vs. Indianapolis)	96ft
3.	Jack Hinkle (10/9/43 vs. N.Y. Giants)	91
4.	Lawrence Timmons (11/30/08 at New England)	89
5.	Glen Edwards (9/30/73 at Houston)	86ft
6.	Joey Porter (9/15/02 vs. Oakland)	84
7.	Keyaron Fox (10/25/09 vs. Minnesota)	82t
	Jim Bradshaw (10/24/65 at Philadelphia)	82t
	Tony Compagno (11/7/48 vs. Green Bay)	82t
10.	Russ Craft (10/17/54 vs. Cleveland)	81t

STEELERS All-Time Sacks

Most Quarterback Sacks

Career

1.	T.J. Watt (2017-)	96.5
2.	James Harrison (2002, 2004-12, 2014-17)	80.5
	Cameron Heyward (2011-)	80.5
4.	Jason Gildon (1994-03)	77.0
5.	L.C. Greenwood (1969-81)	73.5
6.	Joe Greene (1969-81)	66.0

7.	Joey Porter (1999-06)	60.0
8.	Keith Willis (1982-87; 89-91)	59.0
9.	LaMarr Woodley (2007-13)	57.0
10.	Greg Lloyd (1988-97)	53.5

Season

1.	T.J. Watt (2021)	22.5
2.	T.J. Watt (2023)	19.0
3.	James Harrison (2008)	16.0
4.	T.J. Watt (2020)	15.0
	Mike Merriweather (1984)	15.0
6.	Alex Highsmith (2022)	14.5
	T.J. Watt (2019)	14.5
8.	Kevin Greene (1994)	14.0
	Keith Willis (1983)	14.0
	T.J. Watt (2023)	14.0
11.	LaMarr Woodley (2009)	13.5
	Jason Gildon (2000)	13.5

Game

1.	Joe Greene (12/10/1972 at Houston)	5.0
2.	Chad Brown (10/13/1996 vs. Cincinnati)	4.5
	L.C. Greenwood (11/25/1979 vs. Cleveland)	4.5
4.	T.J. Watt (01/03/2022 vs. Cleveland)	4.0
	Joey Porter (10/14/2001 at Tampa Bay)	4.0
	Jerrold Williams (12/22/1991 vs. Cleveland)	4.0
	Edmund Nelson (09/16/1984 vs. L.A. Rams)	4.0
8.	T.J. Watt (12/05/2021 vs. Baltimore)	3.5
	James Harrison (11/05/2007 vs. Baltimore)	3.5
	Keith Willis (10/23/1983 at Seattle)	3.5

Most Consecutive Games with at Least a Half-Sack

1.	LaMarr Woodley (2009-10)	10
2.	T.J. Watt (2019)	9
3.	Greg Lloyd (1994)	6
	Joe Greene (1974)	6
	Ernie Holmes (1974)	6
	T.J. Watt (2023-24)	6
7.	T.J. Watt (2020-21)	5
	Jason Gildon (1998)	5
	Chad Brown (1994)	5
	Kevin Greene (1993)	5
	Keith Willis (1983)	5
	Dwight White (1972)	5

STEELERS All-Time Fumble Recoveries

Most Fumble Recoveries

Career

1.	Ernie Stautner (1950-63)	23
2.	Jack Ham (1971-82)	21
3.	Donnie Shell (1974-87)	19
4.	John Reger (1955-63)	17
	Jack Lambert (1974-84)	17
6.	Joe Greene (1969-81)	16
7.	Carnell Lake (1989-98)	15
	Greg Lloyd (1988-97)	15
9.	Robin Cole (1977-87)	14
	L.C. Greenwood (1969-81)	14
	George Tarasovic (1952-63)	14

Season

1.	Jack Lambert (1976)	8
2.	Carnell Lake (1989)	5
	Donnie Shell (1978)	5
	Joe Greene (1978)	5
	L.C. Greenwood (1971)	5
	Gary Glick (1957)	5
	John Reger (1957)	5
	John Reger (1955)	5
9.	15 times, last time by T.J. Watt (2019) and Devin Bush (2019)	4

Game

1.	Devin Bush (09/22/2019 at San Francisco)	2
	Ryan Clark (11/12/2006 vs. New Orleans)	2
	Donald Evans (09/13/1992 vs. N.Y. Jets)	2
	James Farrior (09/26/2004 at Miami)	2
	Lee Flowers (12/03/2000 vs. Oakland)	2
	Larry Foote (10/07/2012 vs. Philadelphia)	2
	Kevin Greene (10/03/1994 vs. Houston Oilers)	2
	Levon Kirkland (09/24/1995 vs. Minnesota)	2
	Chris Oldham (11/26/1998 at Detroit)	2
	Darren Perry (11/05/1995 at Chicago)	2
	Troy Polamalu (11/06/2005 at Green Bay)	2
	Kimo von Oelhoffen (11/18/2001 vs. Jacksonville)	2

STEELERS Forced Fumbles (since 1994)

Forced Fumbles (since 1994)

Career

1.	James Harrison (2002-12, 2014-17)	32
2.	Greg Lloyd (1988-97)	*30

3.	T.J. Watt (2017-)	27
4.	Jason Gildon (1994-2003)	18
	Joey Porter (1999-2006)	18
6.	Levon Kirkland (1992-2000)	14
7.	Troy Polamalu (2003-14)	13
8.	James Farrior (2002-11)	12
	Lawrence Timmons (2007-16)	12
10.	Carnell Lake (1989-98)	*11
* Incomplete Data (stat was not tracked during some included years)		
Season		
1.	T.J. Watt (2019)	8
2.	James Harrison (2008)	7
3.	James Harrison (2010)	6
	James Harrison (2007)	6
	Greg Lloyd (1991)	6
	Greg Lloyd (1995)	6
	T.J. Watt (2018)	6
8.	Alex Highsmith (2022)	5
	T.J. Watt (2021)	5
	Troy Polamalu (2013)	5
	James Harrison (2009)	5
	Greg Lloyd (1994)	5
	Greg Lloyd (1993)	5
	Greg Lloyd (1992)	5
Game		
1.	James Farrior (10/17/2004 at Dallas)	3

2.	Cortez Allen (12/30/2012 vs. Cleveland)	2
	Jason Gildon (11/26/2000 at Cincinnati)	2
	Kevin Greene (09/27/1993 at Atlanta)	2
	Clark Haggans (09/25/2005 vs. New England)	2
	Clark Haggans (09/12/2004 vs. Oakland)	2
	Casey Hampton (12/23/2002 at Tampa Bay)	2
	James Harrison (09/19/2010 at Tennessee)	2
	James Harrison (11/30/2008 at New England)	2
	James Harrison (11/05/2007 vs. Baltimore)	2
	James Harrison (11/11/2007 vs. Cleveland)	2
	Levon Kirkland (01/02/1994 vs. Cleveland)	2
	Levon Kirkland (12/26/1999 vs. Carolina)	2
	Greg Lloyd (10/10/1993 vs. San Diego)	2
	Greg Lloyd (01/02/1994 vs. Cleveland)	2
	Chris Oldham (10/05/1997 at Baltimore)	2
	Darren Perry (12/22/1996 at Carolina)	2
	Troy Polamalu (11/24/2013 at Cleveland)	2
	Joey Porter (10/31/2004 vs. New England)	2
	Ryan Shazier (09/24/2017 at Chicago)	2
	Lawrence Timmons (10/18/2009 vs. Cleveland)	2
	Stephon Tuitt (10/02/2016 vs. Kansas City)	2
	T.J. Watt (10/28/2019 vs. Miami)	2
	T.J. Watt (11/18/2018 at Jacksonville)	2
	T.J. Watt (12/30/2018 vs. Cincinnati)	2
	T.J. Watt (09/10/2023) vs. San Francisco	2

STEELERS Games Won

Games Won

Season	15 (2004 - 16 games)
	14 (1978 - 16 games)
	13 (2001 - 16 games)
	13 (2017 - 16 games)
Most Consecutive	16 (2004-05)
Most Consecutive (One Season)	14 (2004)

STEELERS Games Lost

Games Lost

Season	13 (1969 - 14 games)
	12 (1965 - 14 games)
	11 (1988 - 16 games)
	11 (1968 - 14 games)
Most Consecutive	16 (1969-70)
Most Consecutive (One Season)	13 (1969)

STEELERS Scoring

Most Points

Game	63 (11/30/1952 vs. N.Y. Giants)
	57 (12/18/1966 at Atlanta)
	55 (10/17/1954 vs. Cleveland)
Season	436 (2014 - 16 games)
	428 (2018 - 16 games)
	423 (2015 - 16 games)

Most Points Allowed

Game	55 (11/03/2013 at New England)
	54 (12/08/1985 at San Diego)
	54 (11/23/1941 vs. Green Bay)
Season	421 (1988 - 16 games)
	404 (1969 - 14 games)
	398 (2021 - 17 games)

Fewest Points

Game	0 (many times, last time 11/26/2006 at Baltimore)
Season	51 (1934 - 12 games)
	60 (1940 - 11 games)
	67 (1933 - 11 games)

Fewest Points Allowed

Game	0 (many times, last time 12/24/2011 vs. St. Louis)
Season	117 (1946 - 11 games)
	119 (1942 - 11 games)
	138 (1976 - 14 games)

Most Points, Combined

Game	98 (12/08/1985, San Diego 54, Pittsburgh 44)
	90 (12/18/1966, Pittsburgh 57, Atlanta 33)
	86 (11/03/2013, New England 55, Pittsburgh 31)
	86 (09/08/1991, Buffalo 52, Pittsburgh 34)
Season	804 (2014 - 16 games)
	788 (2018 - 16 games)
	757 (1988 - 16 games)

Fewest Points, Combined

Game	0 (10/22/1933, Pittsburgh 0, Cincinnati 0)
	3 (11/26/2007, Pittsburgh 3, Miami 0)
Season	6 (seven times, last 12/14/2003, N.Y. Jets 6, Pittsburgh 0)
	238 (1940 - 11 games)
	248 (1938 - 11 games)
	253 (1946 - 11 games)

Most Touchdowns

Game	9 (11/30/1952 vs. N.Y. Giants)
	8 (10/17/1954 vs. Cleveland)
	7 (five times, last 11/08/2018 vs. Carolina)
Season	54 (2018 - 16 games)
	52 (1979 - 16 games)
	50 (2020 - 16 games)

Fewest Touchdowns

Game	0 (many times, last time 10/01/2023 at Houston)
Season	6 (1934 - 12 games)
	6 (1940 - 11 games)
	8 (1933 - 11 games)

Most Touchdowns Allowed

Game	8 (12/08/1985 vs. San Diego)
	8 (11/23/1941 vs. Green Bay)
	7 (nine times, last 11/03/2013 at New England)
Season	53 (1965 - 14 games)
	50 (1968 - 14 games)
	50 (1969 - 14 games)

Fewest Touchdowns Allowed

Game	0 (several times, last time 11/22/2020 at Jacksonville)
Season	14 (1976 - 14 games)
	16 (1946 - 11 games)
	17 (1937 - 11 games)

	17 (1942 - 11 games)
	17 (1982 - 9 games)

Most Rushing Touchdowns

Game	5 (11/03/1996 vs. St. Louis Rams)
	5 (09/20/1981 vs. N.Y. Jets)
	5 (11/07/1976 at Kansas City)
Season	33 (1976 - 14 games)
	25 (1979 - 16 games)
	22 (1972 - 14 games)
	22 (1975 - 14 games)

Fewest Rushing Touchdowns

Game	0 (many times, last time 12/03/2023 vs Arizona)
Season	2 (1940 - 11 games)
	2 (1934 - 12 games)
	4 (1936 - 12 games)
	4 (1935 - 12 games)
	4 (1933 - 11 games)

Most Rushing Touchdowns Allowed

Game	6 (10/24/1953 vs. Green Bay)
	6 (10/14/1934 at Boston)
	5 (10/15/1939 at Washington)
	5 (12/12/1954 at Cleveland)
Season	20 (1988 - 16 games)
	19 (1985 - 16 games)
	19 (1965 - 14 games)

Fewest Rushing Touchdowns Allowed

Game	0 (many times, last time 01/06/2023 at Baltimore)
Season	5 (2010, 1997, 2001 - 16 games)
	5 (1976 - 14 games)
	5 (*1982 - 9 games)

Most Passing Touchdowns

Game	6 (11/21/2014 vs. Baltimore)
	6 (10/26/2014 vs. Indianapolis)
	5 (10 times, last 11/08/2018 vs. Carolina)
Season	35 (2020 - 16 games)
	35 (2018 - 16 games)
	34 (2007 - 16 games)

Fewest Passing Touchdowns

Game	0 (many times, last time 12/31/2023 at Seahawks)
Season	0 (1945 - 10 games)
	2 (1942 - 11 games)
	3 (1933 - 11 games)

Most Passing Touchdowns Allowed

Game	6 (09/08/1991 vs. Buffalo)
	6 (10/16/2018 vs. Kansas City)
	5 (seven times, last 11/29/2015 at Seattle)
Season	34 (1962 - 14 games)
	30 (2014 - 16 games)
	29 (2022 - 17 games)
	29 (2015 - 16 games)
	29 (1968 - 14 games)

Fewest Passing Touchdowns Allowed

Game	0 (many times, last time 11/19/2023 at Cleveland)
Season	6 (1946 - 11 games)
	8 (1933 - 11 games)
	9 (1990 - 16 games)
	9 (1972, 1976, 1975 - 14 games)
	9 (1949 - 12 games)
	9 (1937, 1940, 1942 - 11 games)

Most Defensive Touchdowns

Game	3 (10/10/1983 vs. Cincinnati)
Season	7 (1987 - 15 games)
	7 (1983 - 16 games)
	6 (1984 - 16 games)

Most Points After Touchdown

Game	9 (11/30/1952 vs. N.Y. Giants)
	7 (11/08/2018 vs. Carolina)
	7 (10/26/2014 vs. Indianapolis)
	7 (11/25/1984 vs. San Diego)
	7 (10/17/1954 vs. Cleveland)
Season	50 (1979 - 16 games)
	45 (2014 - 16 games)
	45 (2005 - 16 games)
	45 (1984 - 16 games)

Most Points After Touchdown Allowed

Game	7 (11/03/2013 at New England)
	7 (09/08/1991 at Buffalo)
	7 (11/23/1969 at Minnesota)
	7 (10/30/1966 at Dallas)
	7 (11/23/1947 at Chicago)
Season	49 (1969 - 14 games)
	49 (1968 - 14 games)
	49 (1965 - 14 games)

Most Field Goals

Game	6 (12/18/2016 at Cincinnati)
	6 (12/11/2002 at Jacksonville)
	6 (10/23/1988 vs. Denver)
Season	36 (2021 - 17 games)

	35 (2015 - 16 games)
	35 (2017 - 16 games)

Most Field Goals Allowed

Game	7 (09/24/1967 vs. St. Louis Cardinals)
	5 (six times, last 10/29/2017 at Detroit)
Season	34 (2021 - 17 games)
	32 (1998 - 16 games)
	32 (2023 - 17 games)
	30 (2022 - 17 games)
	30 (2014 - 16 games)

STEELERS First Downs (since 1970 AFL-NFL Merger)

Most First Downs

Game	36 (11/30/2014 vs. New Orleans)
	36 (11/25/1979 vs. Cleveland)
Season	35 (12/13/1958 vs. Chicago Cardinals)
	379 (2014 - 16 games)
	378 (2018 - 16 games)
	348 (2017 - 16 games)

Most First Downs by Opponent

Game	35 (11/23/1986 at Cleveland)
	33 (11/21/2021 at L.A. Chargers)
	33 (11/03/2013 at NewEngland)
Season	354 (2021 - 17 games)
	327 (2015 - 16 games)
	323 (1989 - 16 games)
	323 (1981 - 16 games)

Most First Downs, Combined

Game	60 (10/26/2014; Pittsburgh 34, Indianapolis 26)
	58 (11/25/1979; Pittsburgh 36, Cleveland 22)
	57 (11/03/2013; New England 33, Pittsburgh 24)
	57 (09/16/2018; Pittsburgh 33, Kansas City 24)
	57 (12/10/2017; Pittsburgh 31, Baltimore 26)
Season	695 (2018 - 16 games)
	693 (2014 - 16 games)
	677 (2021 - 17 games)

Most Rushing First Downs

Game	21 (11/07/1976 at Kansas City)
	20 (09/20/1981 vs. N.Y. Jets)
	18 (09/16/1973 vs. Detroit)
	18 (12/22/1974 vs. Buffalo)
Season	168 (1997 - 16 games)
	163 (2001 - 16 games)
	163 (1976 - 14 games)

Most Rushing First Downs by Opponent

Game	18 (11/9/1969 vs. Chicago Bears)
Season	144 (2021 - 17 games)
	114 (1981 - 16 games)
	112 (1989 - 16 games)

Most Passing First Downs

Game	25 (09/16/2018 vs. Kansas City)
	25 (11/30/2014 vs. New Orleans)
	25 (10/26/2014 vs. Indianapolis)
Season	251 (2018 - 16 games)
	243 (2014 - 16 games)
	221 (2011 - 16 games)

Most Passing First Downs by Opponent

Game	22 (09/11/2022 at Cincinnati)
	22 (9/24/2018 at Tampa Bay)
	22 (12/30/2001 at Cincinnati)
Season	231 (2015 - 16 games)
	200 (2018 - 16 games)
	196 (2022 - 17 games)

Most First Downs by Penalties

Game	7 (12/18/2016 at Cincinnati)
	7 (09/17/1989 at Cincinnati)
	6 (11/13/2022 vs. New Orleans)
	6 (10/06/2019 vs. Baltimore)
	6 (11/18/2018 at Jacksonville)
	6 (09/16/2018 vs. Kansas City)
	6 (10/16/2005 vs. Jacksonville)
	6 (11/16/1986 vs. Houston Oilers)
	6 (09/25/1970 vs. Oakland)
Season	43 (2019 - 16 games)
	39 (2018 - 16 games)
	38 (2014 - 16 games)

Most First Downs by Penalties by Opponent

Game	9 (10/30/1977 at Baltimore)
	7 (09/24/1978 vs. Cleveland)
	7 (09/14/1980 at Baltimore)
	7 (09/17/1989 at Cincinnati)
Season	40 (1978 - 16 games)
	36 (1977 - 14 games)
	34 (2016 - 16 games)
	34 (1989 - 16 games)

STEELERS Total Net Yards

Most Net Yards Gained

Game	692 (12/13/1958 vs. Chicago Cardinals)
	645 (11/10/2002 vs. Atlanta)
	639 (10/26/2014 vs. Indianapolis)
Season	6,577 (2014 - 16 games)
	6,453 (2018 - 16 games)
	6,327 (2015 - 16 games)

Fewest Net Yards Gained

Game	32 (11/29/1936 at Boston)
	47 (11/02/1941 at Washington)
	53 (9/10/89 vs. Cleveland)
Season	254 (1935 - 12 games)
	499 (1937 - 11 games)
	605 (1936 - 12 games)

Most Net Yards Gained by Opponent

Game	610 (11/03/2013 at New England)
	559 (11/06/1988 at Cincinnati)
	552 (10/09/2022 at Buffalo)
Season	6,139 (2021 - 17 games)
	5,816 (2023 - 17 games)
	5,809 (2015 - 16 games)
	5,805 (1988 - 16 games)

Fewest Net Yards Gained by Opponent

Game	40 (09/12/1999 at Cleveland)
	47 (12/08/2002 vs. Houston)
	70 (10/27/1957 vs. Philadelphia)
Season	507 (1935 - 12 games)
	522 (1937 - 11 games)
	972 (1936 - 12 games)

STEELERS Rushing

Most Yards Gained Rushing

Game	361 (10/07/1979 at Cleveland)
	354 (10/10/1964 at Cleveland)
	343 (09/20/1981 vs. N.Y. Jets)
Season	2,971 (1976 - 14 games)
	2,774 (2001 - 16 games)
	2,633 (1975 - 14 games)

Fewest Yards Gained Rushing

Game	-3 (11/09/1952 vs. Detroit)
	-2 (11/29/1936 at Boston)
	7 (10/30/1966 at Dallas)
Season	515 (1935 - 12 games)
	914 (1933 - 11 games)
	961 (1945 - 10 games)

Most Yards Rushing (Per Game)

Season	212.2 (1976 - 14 games)
	188.1 (1975 - 14 games)
	184.1 (1949 - 12 games)

Fewest Yards Rushing (Per Game)

Season	42.9 (1935 - 12 games)
	78.0 (1966 - 14 games)
	83.1 (1933 - 11 games)

Most Yards Gained Rushing by Opponents

Game	426 (11/04/1934 at Detroit)
	351 (11/06/1938 vs. Washington)
	338 (10/29/1950 vs. Cleveland)
Season	2,569 (1934 - 12 games)
	2,483 (2021 - 17 games)
	2,193 (1954 - 12 games)

Fewest Yards Gained Rushing by Opponents

Game	-33 (10/02/1943 vs. Brooklyn)
	5 (10/31/2004 vs. New England)
	8 (10/15/1955 vs. Philadelphia)
Season	762 (1982 - 9 games)
	1,004 (2010 - 16 games)
	1,125 (1953 - 12 games)

Most Yards Rushing Allowed (Per Game)

Season	214.1 (1934 - 12 games)
	182.8 (1954 - 12 games)
	179.2 (1936 - 12 games)

Fewest Yards Rushing Allowed (Per Game)

Season	62.8 (2010 - 16 games)
	74.7 (2001 - 16 games)
	80.3 (2008 - 16 games)

Most Rushing Attempts

Game	64 (10/10/1964 at Cleveland)
	60 (09/16/1973 vs. Detroit)
	60 (10/23/1983 at Seattle)
Season	653 (1976 - 14 games)
	641 (1978 - 16 games)

618 (2004 - 16 games)

Fewest Rushing Attempts

Game	10 (09/10/23 vs. San Francisco) 10 (09/25/2016 at Philadelphia) 11 (09/30/2018 vs. Baltimore) 11 (11/18/2018 at Jacksonville) 11 (11/26/2006 vs. Baltimore)
Season	289 (1982 - 9 games) 326 (1935 - 12 games) 338 (1933 - 11 games)

Most Rushing Attempts by Opponents

Game	64 (11/18/1951 vs. Washington) 64 (10/18/1936 at Chicago Bears) 62 (11/27/1955 vs. Washington)
Season	543 (1935 - 12 games) 543 (1936 - 12 games) 517 (1934 - 12 games)

Fewest Rushing Attempts by Opponents

Game	6 (10/31/2004 vs. New England) 8 (10/04/2009 vs. San Diego) 9 (12/09/2007 at New England) 9 (11/07/2004 vs. Philadelphia) 9 (09/12/1999 at Cleveland)
Season	236 (1982 - 9 games) 333 (2010 - 16 games) 336 (1942 - 11 games)

Highest Rushing Avg. (Per Carry)

Game (min. 20 carries)	8.35 (11/12/2006 vs. New Orleans) 8.02 (10/07/1979 at Cleveland) 7.76 (09/21/2014 at Carolina)
Season	5.07 (1972 - 14 games) 4.78 (2001 - 16 games) 4.64 (1979 - 16 games)

Lowest Rushing Avg. (Per Carry)

Game (min. 20 carries)	-0.16 (11/09/1952 vs. Detroit) 0.50 (11/03/1957 at Baltimore) 0.58 (10/30/1966 at Dallas)
Season	1.58 (1935 - 12 games) 2.33 (1936 - 12 games) 2.61 (1945 - 10 games)

Highest Rushing Avg. Allowed (Per Carry)

Game (min. 20 carries)	7.68 (10/29/1950 at Cleveland) 7.33 (10/19/1958 at Cleveland) 7.24 (12/08/2013 vs. Miami)
Season	4.99 (2021 - 17 games) 4.97 (1934 - 12 games) 4.51 (1954 - 12 games)

Lowest Rushing Avg. Allowed (Per Carry)

Game (min. 20 carries)	0.26 (10/15/1955 vs. Philadelphia) 0.75 (11/30/1952 vs. Philadelphia) 0.95 (10/10/1993 vs. San Diego)
Season	3.02 (2010 - 16 games) 3.07 (1953 - 12 games) 3.22 (1938 - 11 games) 3.22 (1976 - 1714 games)

STEELERS Passing

Most Net Yards Gained Passing

Game	522 (10/26/2014 vs. Indianapolis) 486 (12/10/2017 vs. Baltimore)
Season	480 (11/29/2015 at Seattle) 5,008 (2018 - 16 games) 4,825 (2014 - 16 games) 4,603 (2015 - 16 games)

Fewest Net Yards Gained Passing

Game	-16 (10/17/1965 vs. St. Louis Cardinals) -2 (12/12/1982 at Buffalo) 9 (12/01/1974 vs. Houston Oilers)
Season	652 (1945 - 10 games) 654 (1941 - 11 games) 686 (1942 - 11 games)

Most Net Yards Gained Passing by Opponents

Game	432 (10/09/2022 at Buffalo) 422 (09/11/1988 at Washington) 414 (11/23/1986 at Cleveland) 414 (10/18/2015 vs. Arizona)
Season	4,350 (2015 - 16 games) 4,049 (2014 - 16 games) 3,941 (1988 - 16 games)

Fewest Net Yards Gained Passing by Opponents

Game	-32 (11/27/1955 vs. Washington) -28 (12/07/1958 at Washington) -14 (10/23/1977 vs. Houston Oilers)
Season	610 (1934 - 12 games) 902 (1937 - 11 games) 907 (1936 - 12 games)

Most Passes Attempted

Game	66 (12/10/2017 vs. Baltimore) 60 (09/16/2018 vs. Kansas City) 59 (11/29/2015 at Seattle)
Season	689 (2018 - 16 games) 664 (2021 - 17 games) 656 (2020 - 16 games)

Fewest Passes Attempted

Game	0 (11/16/1941 vs. Brooklyn) 0 (11/13/1949 vs. Los Angeles)
Season	161 (1942 - 11 games) 161 (1946 - 11 games) 164 (1937 - 11 games)

Most Passes Attempted by Opponent

Game	68 (12/30/2001 at Cincinnati/OT) 65 (09/15/2002 vs. Oakland) 60 (12/16/1995 vs. New England)
Season	625 (2015 - 16 games) 593 (2010 - 16 games) 590 (2016 - 16 games)

Fewest Passes Attempted by Opponent

Game	8 (12/01/1957 at Philadelphia) 8 (12/14/1974 vs. Cincinnati) 9 (11/11/1956 at Philadelphia) 9 (11/27/1955 vs. Washington)
Season	133 (1934 - 12 games) 142 (1933 - 11 games) 162 (1946 - 11 games)

Most Passes Attempted, Combined

Game	103 (12/30/2001; Cincinnati 68, Pittsburgh 35) 101 (12/10/2017; Pittsburgh 66, Baltimore 35) 99 (12/07/2002; Pittsburgh 53, Washington 46) 99 (12/20/2015; Pittsburgh 55, Denver 44) 99 (09/15/2002; Oakland 65, Pittsburgh 34)
Season	1,255 (2018 - 16 games) 1,227 (2021 - 17 games) 1,215 (2015 - 16 games)

Most Passes Completed

Game	44 (12/10/2017 vs. Baltimore) 42 (11/25/2018 at Denver) 40 (10/26/2014 vs. Indianapolis) 40 (12/20/2015 vs. Denver)
Season	459 (2018 - 16 games) 428 (2020 - 16 games) 425 (2021 - 17 games)

Fewest Passes Completed

Game	0 (11/16/1941 vs. Brooklyn) 0 (11/13/1949 vs. L.A. Rams) 1 (11/05/1950 at Philadelphia)
Season	42 (1941 - 11 games) 51 (1942 - 11 games) 57 (1937 - 11 games)

Most Passes Completed by Opponents

Game	43 (09/15/2002 vs. Oakland) 39 (12/16/1995 vs. New England) 35 (12/30/2001 at Cincinnati) 35 (10/12/2015 at San Diego)
Season	402 (2015 - 16 games) 381 (2016 - 16 games) 363 (2010 - 16 games)

Fewest Passes Completed by Opponents

Game	1 (11/27/1955 vs. Washington) 2 (10/26/1958 at N.Y. Giants) 3 (six times, last 12/08/2002 vs. Houston)
Season	45 (1934 - 12 games) 52 (1936 - 12 games) 57 (1933 - 11 games)

Highest Passing Yards/Attempt

Game (min. 15 att.)	16.17 (10/05/1975 at Cleveland) 15.65 (11/29/1970 vs. Cleveland) 15.12 (10/17/1954 vs. Cleveland)
Season	8.81 (1960 - 12 games) 8.62 (1958 - 12 games) 8.39 (2009 - 16 games)

Lowest Passing Yards/Attempt

Game (min. 15 att.)	1.39 (12/12/1982 at Buffalo) 2.05 (11/18/1951 vs. Washington) 2.27 (10/11/1970 vs. Buffalo)
Season	3.89 (1941 - 11 games) 3.95 (1945 - 10 games) 4.26 (1935 - 12 games) 4.26 (1942 - 11 games)

Highest Passing Yards/Attempt by Opponents

Game (min. 15 att.)	15.17 (09/11/1966 vs. N.Y. Giants) 14.80 (09/25/1983 vs. New England) 14.52 (09/11/1983 at Green Bay)
Season	8.85 (1963 - 14 games) 8.52 (1960 - 12 games)

8.47 (1945 - 10 games)

Lowest Passing Yards/Attempt by Opponents

Game (min. 15 att.)	1.44 (10/18/1959 at Washington)
	1.44 (12/28/2008 vs. Cleveland)
	1.82 (10/15/1972 vs. Houston Oilers)
Season	4.59 (1934 - 12 games)
	4.88 (1937 - 11 games)
	5.36 (1973 - 14 games)

Highest Passing Yards/Completion

Game (min. 10 comp.)	26.60 (11/29/1970 vs. Cleveland)
	26.36 (11/09/1958 at Philadelphia)
	25.13 (10/27/1963 vs. Dallas)
Season	18.56 (1958 - 12 games)
	18.06 (1960 - 12 games)
	17.81 (1963 - 14 games)

Lowest Passing Yards/Completion

Game (min. 10 comp.)	5.13 (01/03/2022 vs. Cleveland)
	6.00 (12/17/1967 at Green Bay)
	6.25 (11/21/1971 vs. N.Y. Giants)
Season	9.45 (2021 - 17 games)
	9.65 (2020 - 16 games)
	10.06 (2022 - 17 games)

Highest Passing Yards/Completion by Opponents

Game (min. 10 comp.)	30.80 (10/02/1960 at Cleveland)
	27.30 (09/11/1966 vs. N.Y. Giants)
	23.77 (10/20/1963 vs. Washington)
Season	18.85 (1947 - 12 games)
	17.80 (1963 - 14 games)
	17.76 (1935 - 12 games)

Lowest Passing Yards/Completion by Opponents

Game (min. 10 comp.)	4.00 (10/15/1972 vs. Houston Oilers)
	5.00 (11/17/1985 at Houston Oilers)
	5.25 (11/05/2007 vs. Baltimore)
Season	9.50 (2008 - 16 games)
	10.30 (1996 - 16 games)
	10.31 (2010 - 16 games)
	10.31 (2011 - 16 games)

STEELERS Sacks

Most Sacks

Game	10.0 (10/21/2001 at Tampa Bay)
	10.0 (11/30/1997 at Arizona)
	10.0 (10/13/1996 vs. Cincinnati)
	10.0 (11/29/1992 at Cincinnati)
Season	56.0 (2020 - 16 games)
	56.0 (2017 - 16 games)
	55.0 (2021 - 17 games)
	55.0 (1994 - 16 games)
	55.0 (2001 - 16 games)

Most Sacks Allowed

Game	12.0 (11/20/1966 vs. Dallas)*
	10.0 (10/28/1963 vs. Cleveland)*
	9.0 (09/21/2008 at Philadelphia)
	9.0 (11/26/2006 at Baltimore)
	9.0 (09/04/1994 vs. Dallas)
	9.0 (11/27/1966 at St. Louis Cardinals)*
Season	66.0 (1966 - 14 games)*
	62.0 (1965 - 14 games)*
	52.0 (1983 - 16 games)
	52.0 (1969 - 14 games)*

* Sacks did not become an official NFL stat until 1982.

STEELERS Interceptions

Most Interceptions

Game	7 (10/13/1974 at Kansas City)
	7 (11/30/1952 vs. N.Y. Giants)
	7 (11/02/1941 at Washington)
Season	37 (1973 - 14 games)
	31 (1984 - 16 games)
	31 (1977 - 14 games)

Fewest Interceptions

Game	0 (many times, last time 01/06/2023 at Baltimore)
Season	8 (2018 - 16 games)
	8 (1940 - 11 games)
	10 (1955 - 12 games)
	10 (2012 - 16 games)
	10 (2013 - 16 games)

Most Interceptions by Opponents

Game	9 (12/12/1965 vs. Philadelphia)
	7 (12/03/1950 vs. Washington)
	6 (eight times, last 09/24/1995 vs. Minnesota)
Season	40 (1933 - 11 games)
	40 (1935 - 12 games)

35 (1965 - 14 games)

Fewest Interceptions by Opponents

Game	0 (many times, last 01/06/2023 at Baltimore)
Season	9 (2010 - 16 games)
	9 (1994 - 16 games)
	9 (2023 - 17 games)
	10 (2014 - 16 games)
	10 (2000 - 16 games)

Most Interception Return Yards

Game	147 (10/17/1954 vs. Cleveland)
	142 (10/16/1983 vs. Cleveland)
	140 (09/06/1992 at Houston Oilers)
Season	673 (1973 - 14 games)
	569 (1954 - 12 games)
	498 (1961 - 14 games)

Fewest Interception Return Yards

Game	-3 (12/27/2020 vs. Indianapolis)
	-3 (12/23/2010 vs. Carolina)
	-3 (10/13/1985 at Dallas)
Season	62 (1940 - 11 games)
	85 (1955 - 12 games)
	89 (2018 - 16 games)

Most Interception Return Yards by Opponents

Game	172 (12/12/1965 vs. Philadelphia)
	171 (11/18/1979 at San Diego)
	161 (09/26/1955 vs. Chicago Cardinals)
Season	646 (1965 - 14 games)
	596 (1941 - 11 games)
	535 (1969 - 14 games)

Fewest Interception Return Yards by Opponents

Game	-4 (11/05/1978 vs. New Orleans)
	-3 (10/17/1976 vs. Cincinnati)
	-3 (11/03/1991 at Denver)
Season	29 (2014 - 16 games)
	47 (1975 - 14 games)
	101 (2001 - 16 games)

Most Touchdowns by Interception

Game	2 (8 times, last 12/12/2010 vs. Cincinnati)
Season	5 (1987 - 15 games)
	4 (1984 - 16 games)
	4 (1983 - 16 games)
	4 (1947 - 12 games)
	4 (2014 - 16 games)

Most Touchdowns by Opponent Interception

Game	3 (09/29/1968 vs. Baltimore)
	3 (12/12/1965 vs. Philadelphia)
	2 (nine times, last 10/08/2017 at Jacksonville)
Season	6 (1965 - 14 games)
	6 (1964 - 14 games)
	5 (1985 - 16 games)
	5 (1955 - 12 games)
	5 (1968 - 14 games)

STEELERS Punting

Most Punts

Game	12 (10/15/2000 vs. Cincinnati)
	11 (10/04/1952 vs. Cleveland)
	11 (11/06/1994 at Houston Oilers)
	11 (12/16/1956 at Washington)
	11 (12/11/1955 at Washington)
	11 (12/05/1993 vs. New England)
Season	97 (1994 - 16 games)
	91 (2000 - 16 games)
	89 (1993 - 16 games)
	89 (1986 - 16 games)
	89 (2023 - 17 games)

Fewest Punts

Game	0 (12/26/2004 vs. Baltimore)
	0 (12/18/2004 at N.Y. Giants)
	0 (11/07/2004 vs. Philadelphia)
	1 (12/31/2023 at Seattle)
Season	33 (1945 - 10 games)
	49 (1982 - 9 games)
	51 (1958 - 12 games)

Most Punts by Opponents

Game	12 (09/09/2018 at Cleveland)
	11 (11/06/1994 at Houston Oilers)
	11 (09/13/1964 vs. L.A. Rams)
	11 (10/24/1953 vs. Green Bay)
	11 (12/11/1976 at Houston Oilers)
	11 (12/03/1995 vs. Houston Oilers)
Season	100 (1979 - 16 games)
	97 (1994 - 16 games)
	94 (1976 - 14 games)

Fewest Punts by Opponents

Game	0 (09/17/1989 at Cincinnati)
	1 (many times, last 11/21/2021 at L.A. Chargers)
Season	48 (1945 - 10 games)
	53 (1982 - 9 games)
	54 (1960 - 12 games)
	54 (1954 - 12 games)

Highest Punting Average

Game (min. 3 punts)	58.3 (09/18/2011 vs. Seattle)
	57.5 (11/20/1960 vs. Cleveland)
	56.0 (09/26/1999 vs. Seattle)
Season	47.0 (1961 - 14 games)
	46.9 (1953 - 12 games)
	45.5 (2019 - 16 games)

Highest Punting Average by Opponents

Game (min. 3 punts)	60.5 (10/25/2020 at Tennessee)
	59.5 (10/01/1995 vs. San Diego)
	57.2 (09/23/2007 vs. San Francisco)
	57.0 (11/02/2023 vs. Tennessee)
Season	46.1 (2023 - 17 games)
	46.1 (2022 - 17 games)
	46.1 (2019 - 16 games)
	45.8 (1998 - 16 games)

Highest Net Punting Average

Game (min. 3 punts)	53.0 (11/08/1981 at Seattle)
	49.7 (09/20/2009 at Chicago)
	49.7 (09/25/2016 at Philadelphia)
Season	41.1 (2022 - 17 games)
	40.9 (2019 - 16 games)
	39.8 (1972 - 14 games)

Highest Net Punting Average by Opponents

Game (min. 3 punts)	54.0 (10/25/2015 at Kansas City)
	52.8 (09/14/2008 at Cleveland)
	52.7 (11/02/2023 vs. Tennessee)
Season	41.8 (2017 - 16 games)
	41.1 (2022 - 17 games)
	41.0 (2020 - 16 games)

STEELERS Punt Returns

Most Punt Returns

Game	10 (12/16/1979 vs. Buffalo)
	9 (09/17/1978 at Cincinnati)
	9 (11/13/1995 vs. Cleveland)
Season	71 (1976 - 14 games)
	67 (1974 - 14 games)
	63 (1979 - 16 games)

Most Punt Returns by Opponents

Game	10 (12/05/1993 vs. New England)
	9 (12/12/1982 at Buffalo)
	8 (12/11/1955 at Washington)
	8 (12/13/1959 vs. Chicago Cardinals)
Season	51 (1970 - 14 games)
	50 (1993 - 16 games)
	50 (1953 - 12 games)
	50 (1952 - 12 games)

Most Yardage by Punt Returns

Game	178 (11/29/1942 vs. Brooklyn)
	132 (12/07/2003 vs. Oakland)
	131 (10/26/1952 at Chicago Cardinals)
	131 (11/13/1955 vs. Cleveland)
Season	774 (1974 - 14 games)
	696 (1984 - 16 games)
	662 (1942 - 11 games)

Most Yardage by Punt Returns by Opponents

Game	167 (11/06/1977 at Denver)
	166 (10/24/1993 at Cleveland)
	155 (11/01/1959 at Chicago Cardinals)
Season	678 (1993 - 16 games)
	504 (1950 - 12 games)
	483 (1952 - 12 games)

Most Touchdowns by Punt Returns

Game	1 (many times, last 12/08/2019 at Arizona)
Season	3 (1952 - 12 games)
	2 (1985 - 16 games)
	2 (2005 - 16 games)
	2 (2003 - 16 games)
	2 (1942 - 11 games)

Most Touchdowns by Punt Returns by Opponents

Game	2 (10/24/1993 at Cleveland)
	2 (11/01/1959 at Chicago Cardinals)
Season	3 (1993 - 16 games)
	3 (1959 - 12 games)
	2 (1968 - 14 games)
	2 (1981 - 16 games)
	2 (1965 - 14 games)

STEELERS Kickoff Returns

Most Kickoff Returns

Game	9 (09/25/1988 at Buffalo)
	8 (11/17/1968 vs. Cleveland)
	8 (09/29/1968 vs. Baltimore)
	8 (12/08/1985 at San Diego)
	8 (09/10/1989 vs. Cleveland)
	8 (09/08/1991 at Buffalo)
Season	74 (1988 - 16 games)
	72 (2002 - 16 games)
	70 (1968 - 14 games)

Most Kickoff Returns by Opponents

Game	10 (12/18/66 at Atlanta)
	9 (11/19/1995 at Cincinnati)
	9 (10/17/1954 vs. Cleveland)
	9 (11/30/1952 vs. N.Y. Giants)
	9 (12/08/1985 at San Diego)
	9 (11/10/1985 at Kansas City)
	9 (10/07/1979 at Cleveland)
Season	88 (1995 - 16 games)
	81 (1979 - 16 games)
	78 (2002 - 16 games)

Most Kickoff Return Yards

Game	226 (11/17/1968 vs. Cleveland)
	221 (11/08/1964 at St. Louis Cardinals)
	209 (09/27/1953 at Detroit)
Season	1,581 (2009 - 16 games)
	1,575 (1988 - 16 games)
	1,544 (2002 - 16 games)

Most Kickoff Return Yards by Opponents

Game	259 (12/18/2004 at N.Y. Giants)
	251 (09/17/1967 vs. Chicago)
	249 (09/27/1993 at Atlanta)
Season	1,795 (2009 - 16 games)
	1,685 (2005 - 16 games)
	1,671 (2002 - 16 games)

Highest Kickoff Return Average

Game (min. 3 ret.)	46.7 (10/03/1953 vs. N.Y. Giants)
	45.7 (09/30/1956 vs. Washington)
	44.3 (11/30/1952 vs. N.Y. Giants)
Season	28.9 (1952 - 12 games)
	26.8 (1963 - 14 games)
	26.3 (1955 - 12 games)

Highest Kickoff Return Average by Opponents

Game (min. 3 ret.)	52.0 (10/31/1954 at Chicago Cardinals)
	48.7 (09/14/2003 at Kansas City)
	48.0 (09/15/2002 vs. Oakland)
Season	26.4 (2023 - 17 games)
	25.5 (1941 - 11 games)
	24.7 (1964 - 14 games)
	24.7 (2016 - 16 games)

Most Touchdowns by Kickoff Returns

Game	1 (many times, last 12/31/2017 vs. Cleveland)
Season	2 (1988 - 16 games)
	2 (1952 - 12 games)

Most Touchdowns by Kickoff Returns by Opponents

Game	1 (many times, last 11/02/2014 vs. Baltimore)
Season	4 (2009 - 16 games)
	3 (1986 - 16 games)
	2 (1958 - 12 games)
	2 (1952 - 12 games)
	2 (1994 - 16 games)

STEELERS Penalties (since 1970 AFL-NFL Merger)

Most Penalties

Game	17 (10/30/1977 at Baltimore)
	15 (10/24/1976 at N.Y. Giants)
	15 (09/11/1994 at Cleveland)
	15 (11/09/1986 at Buffalo)
Season	122 (1977 - 14 games)
	119 (1999 - 16 games)
	119 (1994 - 16 games)

Most Penalties by Opponents

Game	14 (12/16/2018 vs. New England)
	14 (11/05/2000 at Tennessee)
	14 (09/16/1990 vs. Houston Oilers)
	14 (11/20/1954 vs. San Francisco)
Season	136 (2018 - 16 games)
	123 (2021 - 17 games)
	121 (2015 - 16 games)

Fewest Penalties

Game	0 (9 times, last time 12/16/2012 at Dallas)
Season	40 (1965 - 14 games)
	44 (1941 - 11 games)

45 (1962 - 14 games)

Fewest Penalties by Opponents

Game	0 (3 times, last 12/1/2002 at Jacksonville)
Season	45 (1982 - 9 games)
	53 (1962 - 14 games)
	57 (1961 - 14 games)

Most Penalties Combined, Both Teams

Game	26 (09/16/1990 vs. Houston Oilers)
	25 (12/18/2005 at Minnesota)
	24 (09/16/2018 vs. Kansas City)
	24 (11/28/1993 at Houston Oilers)
Season	247 (2018 - 16 games)
	229 (2021 - 17 games)
	226 (2019 - 16 games)

Fewest Penalties Combined, Both Teams

Game	0 (11/10/1940 vs. Philadelphia)
	0 (10/28/1934 at Brooklyn)
Season	36 (1940 - 11 games)
	37 (1941 - 11 games)
	53 (1945 - 10 games)

Most Penalty Yards

Game	163 (11/21/2010 vs. Oakland)
	155 (09/24/2018 at Tampa Bay)
	154 (09/17/1989 at Cincinnati)
Season	1,068 (2016 - 16 games)
	1,026 (2018 - 16 games)
	1,005 (2003 - 16 games)

Most Penalty Yards by Opponents

Game	188 (11/15/2015 vs. Cleveland)
	173 (12/04/2017 at Cincinnati)
	145 (12/01/1963 vs. Philadelphia)
Season	1,170 (2018 - 16 games)
	1,149 (2015 - 16 games)
	1,118 (2019 - 16 games)

Fewest Penalty Yards

Game	0 (9 times, last 12/16/2012 at Dallas)
Season	201 (1935 - 12 games)
	225 (1938 - 11 games)
	279 (1939 - 11 games)

Fewest Penalty Yards by Opponent

Game	0 (12/01/2002 at Jacksonville)
	0 (12/06/1987 vs. Seattle)
	0 (09/29/1957 vs. Washington)
Season	355 (1982 - 9 games)
	533 (1961 - 14 games)
	556 (2007 - 16 games)

Most Penalty Yards Combined, Both Teams

Game	240 (10/27/1968 vs. Philadelphia)
	239 (12/04/2017 at Cincinnati)
	239 (10/25/1970 at Oakland)
Season	2,196 (2018 - 16 games)
	2,067 (2015 - 16 games)
	2,011 (2019 - 16 games)

Fewest Penalty Yards Combined, Both Teams

Game	0 (11/10/1940 vs. Philadelphia)
	0 (10/28/1934 at Brooklyn)
	5 (10/24/1965 at Philadelphia)
Season	713 (1940 - 11 games)
	775 (1957 - 12 games)
	814 (1982 - 9 games)

STEELERS Fumbles

Most Fumbles

Game	10 (10/09/1943 vs. N.Y. Giants)
	9 (10/14/1979 at Cincinnati)
	8 (11/25/2012 at Cleveland)
	8 (11/25/1990 at N.Y. Jets)
	8 (09/06/1981 vs. Kansas City)
	8 (10/05/1958 vs. Cleveland)

8 (10/07/1950 vs. Cleveland)

Season	47 (1979 - 16 games)
	43 (1948 - 12 games)
	42 (1965 - 14 games)
	42 (1983 - 16 games)

Most Fumbles by Opponents

Game	9 (12/23/1990 vs. Cleveland)
	8 (11/26/2000 at Cincinnati)
	8 (12/09/1973 vs. Houston Oilers)
	8 (11/26/1961 vs. St. Louis Cardinals)
Season	42 (1976 - 14 games)
	41 (1973 - 14 games)
	41 (1987 - 15 games)

Most Fumbles Lost

Game	7 (10/14/1979 at Cincinnati)
	6 (09/26/1976 vs. New England)
	6 (09/17/1950 vs. N.Y. Giants)
Season	29 (1950 - 12 games)
	28 (1977 - 14 games)
	26 (1979 - 16 games)

Most Fumbles Lost by Opponents

Game	8 (12/23/1990 vs. Cleveland)
	5 (12/09/1973 vs. Houston Oilers)
	4 (many times, last 09/19/2010 at Tennessee)
Season	24 (1976 - 14 games)
	23 (1957 - 12 games)
	22 (1974 - 14 games)
	22 (1956 - 12 games)

STEELERS Miscellaneous

Most Shutouts

Season	5 (1976 - 14 games)
	3 (1942 - 11 games)
	3 (1936 - 12 games)

Most Shutouts Against

Season	6 (1934 - 12 games)
	3 (1989 - 16 games)
	3 (1951 - 12 games)
	3 (1940 - 11 games)
	3 (1938 - 11 games)
	3 (1937 - 11 games)
	3 (1933 - 11 games)

Consecutive Quarters Without Scoring a TD

9 (09/23/1990 at L.A. Raiders - 10/07/1990 vs. San Diego)

Consecutive Quarters Without Allowing a TD

22 (10/10/1976 at Cleveland - 11/21/1976 vs. Houston Oilers)
21 (10/01/2000 at Jacksonville - 11/12/2000 vs. Philadelphia)

STEELERS By The Half Records

By The Half

Scoring	35 points (1st half vs. Indianapolis, 10/26/2014)
	35 points (1st half vs. Baltimore, 11/05/2007)
Total Net Yards	372 (1st half vs. Kansas City, 10/15/2006)
Turnovers	7 (2nd half vs. Philadelphia, 12/12/1965)
Sacks	8.0 (2nd half at Tampa Bay, 10/21/2001)
Lead	56 points (2nd half vs. N.Y. Giants, 11/30/1952)
Deficit	51 points (2nd half vs. Cleveland, 09/10/1989)

STEELERS By The Quarter Records

By The Quarter

Scoring	28 points (2nd quarter vs. Indianapolis, 10/26/2014)
	28 points (2nd quarter vs. Cincinnati, 12/04/2011)
Total Net Yards	261 (4th quarter vs. New England, 11/14/2010)
Turnovers	5 (3rd quarter vs. Minnesota, 09/24/1995)
Sacks	6.0 (4th quarter at Tampa Bay, 10/21/2001)

STEELERS First Downs

Year-by-Year First Downs

YEAR		G	Tot.	Run	Pass	Pen.
1969	OFF.	14	210	81	115	14
	DEF.	14	260	101	142	17
1970	OFF.	14	206	84	97	25
	DEF.	14	225	91	120	14
1971	OFF.	14	226	98	111	17
	DEF.	14	225	81	132	12
1972	OFF.	14	228	131	79	18
	DEF.	14	228	79	116	24
1973	OFF.	14	217	111	89	17
	DEF.	14	210	95	91	24
1974	OFF.	14	251	136	98	17
	DEF.	14	200	87	83	30
1975	OFF.	14	288	149	125	14
	DEF.	14	214	91	97	26
1976	OFF.	14	271	163	94	14
	DEF.	14	182	69	96	17
1977	OFF.	14	266	122	124	20
	DEF.	14	228	80	112	36
1978	OFF.	16	316	133	149	34
	DEF.	16	264	105	119	40
1979	OFF.	16	337	141	179	17
	DEF.	16	260	95	135	30
1980	OFF.	16	308	111	177	20
	DEF.	16	302	101	171	30
1981	OFF.	16	318	137	156	25
	DEF.	16	323	114	181	28
1982	OFF.	9	171	69	91	11
	DEF.	9	174	49	111	14
1983	OFF.	16	312	156	141	15
	DEF.	16	278	100	151	27
1984	OFF.	16	302	117	167	18
	DEF.	16	282	87	167	28
1985	OFF.	16	315	125	165	25
	DEF.	16	273	105	144	24
1986	OFF.	16	292	125	140	27
	DEF.	16	303	97	176	30
1987	OFF.	15	263	114	126	23
	DEF.	15	289	94	170	25
1988	OFF.	16	292	125	140	27
	DEF.	16	319	110	181	28
1989	OFF.	16	244	106	117	21
	DEF.	16	323	112	177	34
1990	OFF.	16	263	93	150	20
	DEF.	16	257	102	130	25
1991	OFF.	16	254	82	158	14
	DEF.	16	320	98	194	28
1992	OFF.	16	284	119	143	22
	DEF.	16	266	99	146	21
1993	OFF.	16	307	116	180	11
	DEF.	16	267	74	163	30
1994	OFF.	16	307	138	148	21
	DEF.	16	262	76	156	30
1995	OFF.	16	344	117	193	34
	DEF.	16	272	67	181	24
1996	OFF.	16	296	138	146	12
	DEF.	16	286	80	174	32
1997	OFF.	16	326	154	157	15
	DEF.	16	286	80	174	32
1998	OFF.	16	268	106	135	27
	DEF.	16	266	88	155	23
1999	OFF.	16	295	111	159	25
	DEF.	16	260	92	142	26
2000	OFF.	16	283	124	128	31
	DEF.	16	252	82	153	17
2001	OFF.	16	314	148	150	16
	DEF.	16	254	70	160	24
2002	OFF.	16	343	119	200	24
	DEF.	16	279	77	178	24
2003	OFF.	16	275	77	174	24
	DEF.	16	270	89	155	26
2004	OFF.	16	310	134	147	29
	DEF.	16	248	79	146	23
2005	OFF.	16	297	120	144	33
	DEF.	16	275	75	179	21
2006	OFF.	16	327	100	201	26
	DEF.	16	269	72	176	21
2007	OFF.	16	298	108	179	11
	DEF.	16	249	74	158	17
2008	OFF.	16	290	93	179	18
	DEF.	16	240	73	149	18
2009	OFF.	16	331	96	210	25
	DEF.	16	274	70	186	18
2010	OFF.	16	295	106	175	14
	DEF.	16	272	61	182	29
2011	OFF.	16	341	96	221	24
	DEF.	16	264	82	156	26

2012	OFF.	16	307	80	202	25
	DEF.	16	273	78	169	26
2013	OFF.	16	312	81	207	24
	DEF.	16	303	106	174	23
2014	OFF.	16	379	98	243	38
	DEF.	16	314	88	193	33
2015	OFF.	16	331	91	207	33
	DEF.	16	327	71	231	25
2016	OFF.	16	336	97	210	29
	DEF.	16	313	95	184	34
2017	OFF.	16	348	96	217	35
	DEF.	16	270	89	157	24
2018	OFF.	16	378	88	251	39
	DEF.	16	317	84	200	33
2019	OFF.	16	265	75	147	43
	DEF.	16	304	110	164	30
2020	OFF.	16	322	81	206	35
	DEF.	16	281	94	163	24
2021	OFF.	17	323	85	204	34
	DEF.	17	354	144	186	24
2022	OFF.	17	345	129	189	27
	DEF.	17	314	95	126	23
2023	OFF.	17	287	115	153	19
	DEF.	17	311	95	186	30

STEELERS Offensive & Defensive Statistics

Year-by-Year Offensive & Defensive Statistics

		Total Offense			Rushing			Net	Sacks	Passing			Pct.
		Yards	Plays	Avg.	Yards	Att.	Avg.			Gross	Att/Cmp/Int		
1969	OFF.	3,626	843	4.3	1,542	400	3.9	2,084	52/374	2,458	391/176/29	45.0	
	DEF.	4,401	898	4.9	1,732	455	3.8	2,669	33/304	2,973	410/227/25	55.4	
1970	OFF.	3,752	844	4.4	1,715	432	4.0	2,037	28/275	2,312	384/150/32	39.1	
	DEF.	3,396	906	4.4	1,679	487	3.4	2,317	26/238	2,555	393/191/23	48.6	
1971	OFF.	3,882	867	4.5	1,758	416	4.2	2,124	37/322	2,446	414/214/26	51.7	
	DEF.	4,248	881	4.8	1,482	440	3.4	2,766	33/294	3,060	408/235/17	57.6	
1972	OFF.	4,231	853	5.0	2,520	497	5.1	1,711	32/247	1,958	324/156/12	48.1	
	DEF.	3,771	896	4.2	1,715	445	3.9	2,056	40/337	2,393	411/206/28	50.1	
1973	OFF.	4,070	894	4.6	2,143	555	3.9	1,927	30/230	2,157	309/140/26	43.3	
	DEF.	3,324	880	3.8	1,652	488	3.8	1,672	33/251	1,923	359/164/37	45.7	
1974	OFF.	4,375	950	4.6	2,417	546	4.4	1,958	18/196	2,154	386/166/21	43.0	
	DEF.	3,074	863	3.6	1,608	472	3.4	1,466	52/406	1,872	339/147/25	43.4	
1975	OFF.	4,887	949	5.1	2,633	581	4.5	2,254	31/290	2,544	337/191/12	56.7	
	DEF.	3,661	870	4.2	1,825	431	4.2	1,836	43/358	2,194	396/183/27	46.2	
1976	OFF.	4,637	957	4.8	2,971	653	4.5	1,666	27/269	1,935	277/143/12	51.6	
	DEF.	3,322	866	3.8	1,457	452	3.2	1,865	41/313	2,178	373/158/22	42.4	
1977	OFF.	4,645	949	4.9	2,258	581	3.9	2,387	27/245	2,632	341/173/21	50.7	
	DEF.	3,692	882	4.2	1,723	493	3.5	1,969	32/285	2,254	357/157/31	44.0	
1978	OFF.	4,987	1,046	4.8	2,297	641	3.6	2,690	25/271	2,961	380/212/22	55.8	
	DEF.	4,168	999	4.2	1,774	513	3.5	2,394	44/361	2,755	442/221/27	50.0	
1979	OFF.	6,258	1,080	5.8	2,603	561	4.6	3,655	27/222	3,877	492/272/26	55.3	
	DEF.	4,270	1,035	4.1	1,709	506	3.4	2,561	49/351	2,912	480/226/27	47.1	
1980	OFF.	5,554	1,033	5.4	1,986	512	3.9	3,568	37/264	3,832	484/250/24	51.7	
	DEF.	5,134	1,036	5.0	1,762	486	3.6	3,372	18/145	3,517	532/280/26	52.6	
1981	OFF.	5,598	1,042	5.4	2,372	554	4.3	3,226	27/231	3,457	461/247/19	53.6	
	DEF.	5,652	1,084	5.2	1,869	500	3.7	3,783	40/325	4,107	542/302/30	55.7	
1982	OFF.	2,970	583	5.1	1,187	289	4.1	1,783	19/139	1,922	275/141/16	51.3	
	DEF.	2,874	599	4.8	762	236	3.2	2,112	34/273	2,385	329/176/17	53.5	
1983	OFF.	5,014	1,075	4.7	2,610	614	4.3	2,404	52/350	2,754	409/211/23	51.6	
	DEF.	4,728	1,006	4.7	1,833	509	3.6	2,895	50/361	3,256	447/238/28	53.2	
1984	OFF.	5,420	1,052	5.2	2,179	574	3.8	3,241	35/278	3,519	443/240/25	54.2	
	DEF.	4,916	1,016	4.8	1,617	454	3.6	3,299	47/390	3,689	515/299/31	58.1	
1985	OFF.	5,350	1,085	4.9	2,177	541	4.0	3,173	33/224	3,397	512/254/27	49.6	
	DEF.	4,659	989	4.7	1,876	470	4.0	2,783	36/305	3,088	484/287/20	59.3	
1986	OFF.	4,811	1,075	4.5	2,223	564	3.9	2,588	20/159	2,747	491/238/20	48.5	
	DEF.	5,252	1,049	5.0	1,872	470	4.0	3,380	43/289	3,669	536/311/20	58.0	
1987	OFF.	4,410	973	4.5	2,144	517	4.1	2,266	27/198	2,464	429/198/25	46.2	
	DEF.	4,920	962	5.1	1,610	455	3.5	3,310	26/196	3,506	481/290/27	60.3	
1988	OFF.	5,204	1,030	5.1	2,228	499	4.5	2,976	42/331	3,307	489/226/20	46.2	
	DEF.	5,805	1,067	5.4	1,864	516	3.6	3,941	19/145	4,086	532/309/20	58.1	
1989	OFF.	3,996	955	4.2	1,818	500	3.6	2,178	51/484	2,662	404/210/13	52.0	
	DEF.	5,549	1,077	5.2	2,008	498	4.0	3,541	31/180	3,721	548/290/21	52.9	
1990	OFF.	4,525	897	5.0	1,880	456	4.1	2,645	33/242	2,887	408/237/15	58.1	
	DEF.	4,115	940	4.4	1,615	446	3.6	2,500	32/228	2,728	460/236/24	51.3	
1991	OFF.	4,581	915	5.0	1,627	394	4.1	2,954	45/359	3,313	476/259/16	54.4	
	DEF.	5,168	1,039	5.0	1,582	466	3.4	3,586	38/257	3,843	535/334/19	62.4	
1992	OFF.	4,906	989	5.0	2,156	518	4.2	2,750	40/296	3,046	431/249/14	57.8	
	DEF.	4,658	949	4.9	1,841	435	4.2	2,817	36/248	3,065	478/252/22	52.7	
1993	OFF.	5,235	1,079	4.9	2,003	491	4.1	3,232	48/374	3,606	540/299/12	55.4	
	DEF.	4,531	962	4.7	1,368	399	3.4	3,163	42/277	3,440	521/277/24	53.2	
1994	OFF.	5,144	1,048	4.9	2,180	546	4.0	2,964	2,964	3,247	463/266/9	57.5	
	DEF.	4,326	1,008	4.3	1,452	421	3.5	2,874	53/382	3,256	532/280/17	52.6	
1995	OFF.	5,769	1,110	5.2	1,852	494	3.7	3,917	24/176	4,093	592/348/21	58.8	
	DEF.	4,561	943	4.8	1,321	370	3.6	3,240	42/272	3,512	531/314/22	59.1	
1996	OFF.	5,140	1,002	5.1	2,299	525	4.4	2,841	21/149	2,990	456/246/19	53.9	
	DEF.	4,362	1,009	4.3	1,415	411	3.4	2,947	51/369	3,316	547/322/23	58.9	
1997	OFF.	5,542	1,058	5.2	2,479	572	4.3	3,063	20/152	3,215	466/253/19	54.3	
	DEF.	4,705	1,005	4.7	1,318	403	3.3	3,387	48/294	3,681	554/295/20	53.2	
1998	OFF.	4,586	1,014	4.5	2,034	490	4.2	2,552	35/229	2,781	489/274/20	56.0	
	DEF.	4,963	1,002	5.0	1,642	479	3.4	3,321	41/238	3,559	482/268/16	55.6	

1999	OFF.	4,874	1,067	4.6	1,991	495	4.0	2,883	37/235	3,118	535/301/18	56.3
	DEF.	4,878	953	5.1	1,958	450	4.4	2,920	40/247	3,167	463/245/14	52.9
2000	OFF.	4,766	1,009	4.7	2,248	527	4.3	2,518	43/220	2,738	439/217/10	49.4
	DEF.	4,713	985	4.8	1,693	425	4.0	3,020	39/229	3,249	521/280/17	53.7
2001	OFF.	5,887	1,065	5.5	2,774	580	4.8	3,113	31/182	3,295	442/274/12	60.4
	DEF.	4,137	919	4.5	1,195	339	3.5	2,942	55/367	3,309	525/295/16	56.2
2002	OFF.	5,952	1,097	5.4	2,120	512	4.1	3,832	34/204	4,036	551/350/22	63.5
	DEF.	4,835	982	4.9	1,375	359	3.8	3,460	50/313	3,773	573/336/19	58.6
2003	OFF.	4,792	1,020	4.7	1,488	446	3.3	3,304	42/244	3,548	532/306/17	57.5
	DEF.	4,783	968	4.9	1,741	449	3.9	3,042	35/203	3,245	484/294/14	60.7
2004	OFF.	5,184	1,012	5.1	2,464	618	4.0	2,720	36/250	2,970	295/196/11	66.4
	DEF.	4,134	882	4.7	1,229	357	3.6	2,835	41/225	3,060	484/269/19	55.6
2005	OFF.	5,149	960	5.4	2,223	549	4.0	2,926	32/178	2,969	379/228/14	60.2
	DEF.	4,544	998	4.6	1,376	402	3.4	3,168	47/312	3,480	549/312/15	57.4
2006	OFF.	5,725	1,041	5.5	1,992	469	4.2	2,969	49/293	4,026	523/312/23	59.7
	DEF.	4,805	998	4.9	1,412	408	3.5	3,393	39/226	3,480	529/319/20	60.3
2007	OFF.	5,239	1,000	5.2	2,168	511	4.2	3,071	47/347	3,418	442/282/14	63.8
	DEF.	4,262	933	4.6	1,438	361	4.0	2,824	36/243	3,067	536/292/11	54.5
2008	OFF.	4,991	1,015	4.9	1,690	460	3.7	3,301	49/306	3,607	442/282/14	63.8
	DEF.	3,795	974	3.9	1,284	390	3.3	2,511	51/350	2,861	522/301/20	56.5
2009	OFF.	5,941	1,014	5.9	1,793	428	4.2	4,148	50/348	4,148	536/351/14	65.5
	DEF.	4,885	967	5.1	1,438	372	3.9	3,447	47/314	3,761	548/319/12	58.2
2010	OFF.	5,525	993	5.6	1,924	471	4.1	2,601	43/289	3,890	479/298/9	62.2
	DEF.	4,429	974	4.5	1,004	333	3.0	3,425	48/319	3,744	593/363/21	61.2
2011	OFF.	5,957	1,015	5.9	1,903	434	4.4	4,054	42/279	4,333	539/341/15	63.3
	DEF.	4,348	964	4.5	1,597	399	4.0	2,751	35/230	2,981	530/289/11	54.5
2012	OFF.	5,324	1,023	5.2	1,537	412	3.7	3,787	37/225	4,012	574/354/14	61.7
	DEF.	4,413	951	4.6	1,450	391	3.7	2,963	37/196	3,159	523/299/10	57.2
2013	OFF.	5,400	1,023	5.3	1,383	394	3.5	4,017	43/289	4,306	586/377/14	64.3
	DEF.	5,402	1,036	5.2	1,849	433	4.3	3,553	34/198	3,751	569/329/10	57.8
2014	OFF.	6,577	1,068	6.2	1,752	423	4.1	4,825	33/172	4,997	612/411/10	67.2
	DEF.	5,654	944	6.0	1,605	368	4.4	4,049	33/194	4,243	543/350/11	64.5
2015	OFF.	6,327	1,011	6.3	1,724	388	4.4	4,603	33/219	4,822	590/391/21	66.3
	DEF.	5,809	1,055	5.5	1,459	382	3.8	4,350	48/311	4,661	625/402/17	64.3
2016	OFF.	5,962	1,026	5.8	1,760	409	4.3	4,202	21/175	4,377	596/381/15	63.9
	DEF.	5,482	997	5.5	1,600	369	4.3	3,882	38/259	4,141	590/381/13	64.6
2017	OFF.	6,047	1,051	5.8	1,667	437	3.8	4,380	24/154	4,534	590/384/15	65.1
	DEF.	4,910	940	5.2	1,693	385	4.4	3,271	56/393	3,610	499/297/16	59.5
2018	OFF.	6,453	1,058	6.1	1,445	345	4.2	5,008	24/166	5,174	689/459/17	66.6
	DEF.	5,235	987	5.3	1,538	369	4.2	3,697	52/347	4,044	566/362/8	64.0
2019	OFF.	4,428	937	4.7	1,447	395	3.7	2,981	32/233	3,214	510/315/19	61.8
	DEF.	4,866	1,030	4.7	1,753	462	3.8	3,113	54/342	3,455	514/314/20	61.1
2020	OFF.	5,354	1,043	5.1	1,351	373	3.6	4,129	14/126	4,003	656/428/11	65.2
	DEF.	4,893	996	4.9	1,783	414	4.3	3,494	56/384	3,110	526/298/18	56.7
2021	OFF.	5,361	1,113	4.8	1,583	411	3.9	3,778	38/239	4,017	664/425/11	64.0
	DEF.	6,139	1,116	5.5	2,483	498	5.0	3,656	55/321	3,977	563/355/13	63.1
2022	OFF.	5,484	1,109	4.9	2,073	500	4.1	3,411	38/250	3,661	571/365/14	63.7
	DEF.	5,167	1,024	5.5	1,838	442	4.2	3,779	40/287	4,066	542/332/20	61.3
2023	OFF.	5,573	1,029	5.0	2,010	487	4.1	3,163	36/258	3,421	506/323/9	63.8
	DEF.	5,816	1,074	5.4	1,956	454	4.3	3,860	47/304	4,164	573/348/16	60.7

STEELERS *Miscellaneous*

Year-by-Year Miscellaneous Offense and Defense Statistics

Year		Punt/ Avg	Pen/ Yds.	Fum/ Lost	Tot Pts.	TD	Run	Pass	Ret.	PATs	FGs	T.O.P.
1969	OFF.	65/40.1	67/659	36/20	218	26	8	17	1	26/26	12/25	
	DEF.	65/40.1	74/772	25/16	404	50	17	27	6	49/50	17/25	
1970	OFF.	78/44.2	82/835	30/16	210	26	13	12	1	24/26	10/28	
	DEF.	85/41.9	76/790	29/15	272	32	8	21	3	29/32	15/32	
1971	OFF.	79/43.9	88/898	37/16	246	28	10	15	3	27/28	17/27	
	DEF.	77/41.5	81/784	27/18	292	32	13	16	3	30/32	22/35	
1972	OFF.	66/43.6	81/728	27/14	343	37	22	12	3	35/37	28/41	
	DEF.	74/40.3	77/712	37/20	175	18	6	9	3	17/18	15/27	
1973	OFF.	62/41.1	84/817	36/14	347	37	12	20	5	36/37	29/43	
	DEF.	75/42.4	86/757	41/18	210	22	8	11	3	21/21	19/29	
1974	OFF.	78/39.0	104/978	33/19	305	35	19	12	4	33/35	20/29	
	DEF.	91/41.2	76/575	38/22	189	22	7	14	1	21/22	12/17	
1975	OFF.	69/39.4	89/756	34/23	373	46	22	21	3	44/46	17/21	
	DEF.	90/40.1	85/700	22/10	162	19	8	9	2	15/19	11/18	
1976	OFF.	76/39.2	111/836	40/19	342	43	33	10	0	40/43	14/26	
	DEF.	94/37.4	80/637	42/24	138	14	5	9	0	13/14	14/24	
1977	OFF.	73/36.3	122/973	41/28	283	27	20	17	0	34/37	9/14	
	DEF.	79/40.3	82/784	28/13	243	29	9	16	4	27/29	14/21	
1978	OFF.	66/40.0	108/943	35/17	356	46	16	28	2	44/45	12/26	
	DEF.	82/39.4	106/954	33/21	195	22	11	10	1	21/22	14/26	
1979	OFF.	68/40.2	108/866	47/26	416	52	25	26	1	50/52	18/30	
	DEF.	100/40.0	95/744	32/15	262	31	9	19	3	28/31	16/26	
1980	OFF.	66/40.2	111/933	38/18	352	42	15	26	1	39/42	19/28	
	DEF.	73/40.7	93/806	23/14	313	37	9	25	3	34/37	19/29	
1981	OFF.	84/43.3	97/840	39/22	356	47	21	25	1	38/46	12/17	
	DEF.	78/42.1	112/960	31/16	297	35	10	22	3	33/35	18/33	
1982	OFF.	49/40.4	59/459	18/9	204	25	7	17	1	22/23	10/12	
	DEF.	53/38.1	44/345	17/8	146	17	5	12	0	17/17	9/14	
1983	OFF.	80/41.9	99/836	42/20	355	39	17	15	7	38/39	27/31	
	DEF.	88/41.1	96/782	34/17	303	37	14	19	4	36/37	15/20	
1984	OFF.	70/41.2	112/948	40/15	387	45	13	25	7	45/45	24/32	30:33
	DEF.	90/42.4	107/945	30/11	310	35	12	19	4	34/35	22/28	29:27
1985	OFF.	79/39.1	85/665	31/9	379	40	14	23	3	40/40	33/42	30:52
	DEF.	86/40.9	89/679	34/15	355	43	19	18	6	40/41	19/25	29:08

1986	OFF.	89/38.7	105/876	28/16	307	35	18	16	1	32/34	21/32	29:45
	DEF.	82/39.0	107/876	31/13	336	39	10	22	7	36/38	22/39	30:15
1987	OFF.	82/40.2	105/801	37/8	285	31	11	13	7	31/31	22/29	29:44
	DEF.	70/39.2	95/771	41/17	299	34	8	22	4	31/34	20/26	30:16
1988	OFF.	71/41.5	99/803	40/19	336	36	17	15	4	34/36	28/36	28:31
	DEF.	67/40.7	79/705	35/13	421	49	20	25	4	47/49	26/32	31:29
1989	OFF.	83/40.6	116/986	32/18	265	29	17	10	2	28/29	21/30	28:50
	DEF.	69/40.5	96/785	40/21	326	38	16	17	5	37/38	19/27	31:10
1990	OFF.	66/37.2	110/928	40/17	292	33	11	20	2	32/33	20/25	30:06
	DEF.	64/40.9	89/719	33/18	240	26	13	9	4	26/26	18/28	29:54
1991	OFF.	75/39.9	116/933	37/14	292	32	8	20	4	31/31	23/33	27:05
	DEF.	65/41.6	84/685	27/11	344	38	14	21	3	38/38	26/41	32:55
1992	OFF.	74/42.1	106/941	28/18	299	31	13	15	3	29/31	28/36	32:05
	DEF.	74/42.0	104/814	34/21	225	24	5	15	3	24/24	19/28	27:55
1993	OFF.	89/42.5	100/861	28/15	308	32	13	16	3	32/32	28/30	32:15
	DEF.	82/43.9	77/652	37/14	281	30	6	16	8	29/30	24/29	27:45
1994	OFF.	97/39.7	119/974	18/8	316	35	15	17	3	32/32	24/29	31:58
	DEF.	97/42.2	91/763	31/13	234	23	7	12	4	22/22	24/29	28:02
1995	OFF.	59/40.1	109/839	24/13	407	44	17	21	6	39/39	34/41	32:26
	DEF.	85/43.3	101/931	30/12	327	37	9	24	4	34/34	23/25	27:24
1996	OFF.	72/40.7	84/665	27/14	344	39	18	15	6	37/37	23/30	30:08
	DEF.	86/43.8	97/746	28/17	257	27	7	17	3	26/26	21/26	29:52
1997	OFF.	64/42.6	95/861	25/14	372	44	19	22	3	40/40	22/25	32:05
	DEF.	66/42.5	90/708	26/14	307	31	5	24	1	26/26	21/26	27:55
1998	OFF.	82/43.5	79/690	18/12	263	26	8	13	5	23/23	26/32	30:20
	DEF.	76/45.8	106/854	28/13	303	30	8	17	5	23/24	32/41	29:40
1999	OFF.	84/45.2	119/945	19/7	317	35	14	19	2	30/31	25/29	31:28
	DEF.	92/40.6	101/813	29/14	320	36	10	20	6	34/35	20/26	28:32
2000	OFF.	91/43.3	81/667	24/11	321	35	19	12	4	32/33	25/30	31:27
	DEF.	81/43.3	105/876	25/18	255	24	9	13	2	24/24	29/34	28:33
2001	OFF.	63/41.4	86/737	28/9	352	38	17	16	5	34/37	30/44	34:10
	DEF.	82/47.3	71/585	27/12	212	26	5	19	2	23/24	9/20	25:50
2002	OFF.	63/41.0	90/712	26/14	390	43	15	26	2	35/37	29/40	32:47
	DEF.	77/40.3	106/927	22/17	345	41	16	19	6	37/38	20/26	27:13
2003	OFF.	84/41.4	111/1,005	24/11	300	33	10	19	4	31/32	23/32	30:42
	DEF.	91/40.6	96/709	24/11	327	38	14	20	4	32/25	21/24	29:18
2004	OFF.	67/43.0	99/837	20/8	372	41	16	20	5	40/40	28/33	34:00
	DEF.	79/42.7	104/875	28/13	251	26	8	14	4	24/24	23/27	26:01
2005	OFF.	69/41.7	99/876	22/9	389	45	21	21	3	45/45	24/29	31:16
	DEF.	80/43.3	120/1,031	30/15	258	27	10	15	2	24/25	24/30	28:44
2006	OFF.	66/41.3	69/611	27/14	353	42	16	23	3	41/41	20/27	31:13
	DEF.	86/43.8	104/862	16/9	315	36	9	21	6	36/36	21/27	28:47
2007	OFF.	68/42.4	80/651	21/8	393	46	9	34	3	44/44	23/25	33:18
	DEF.	82/43.0	73/556	30/14	269	31	6	22	3	29/30	18/22	26:42
2008	OFF.	78/39.8	95/812	28/10	347	38	16	19	3	36/37	27/31	31:29
	DEF.	91/42.5	91/801	22/9	223	21	7	12	2	21/21	24/27	28:31
2009	OFF.	72/42.7	85/769	21/11	368	41	10	28	3	41/41	27/31	32:13
	DEF.	86/42.8	102/903	21/10	324	37	7	22	8	32/32	22/29	27:47
2010	OFF.	74/44.3	100/903	22/9	375	41	15	22	4	38/38	29/37	31:53
	DEF.	81/40.4	86/716	28/14	232	22	5	15	2	18/19	26/30	28:07
2011	OFF.	60/44.7	101/854	16/13	325	36	13	21	2	36/36	23/31	32:33
	DEF.	87/43.6	96/777	13/4	227	23	7	15	1	21/21	22/27	27:27
2012	OFF.	78/43.6	92/938	33/16	336	36	8	27	1	34/34	28/31	32:07
	DEF.	88/45.2	100/882	19/10	314	33	9	19	5	30/31	28/33	27:53
2013	OFF.	75/41.1	80/677	16/10	379	41	9	28	4	39/39	30/32	30:53
	DEF.	79/43.0	92/798	21/10	370	41	18	21	2	38/39	28/31	29:07
2014	OFF.	62/43.0	103/834	16/11	436	49	10	33	6	45/45	29/32	32:24
	DEF.	68/45.3	97/835	20/10	368	40	9	30	1	38/38	30/32	27:36
2015	OFF.	59/42.6	94/868	16/7	423	45	16	26	3	32/34	35/42	29:24
	DEF.	70/43.8	121/1,149	27/13	319	35	6	29	0	29/32	26/31	30:36
2016	OFF.	69/44.9	113/1,068	10/3	399	47	13	33	1	37/37	24/28	30:22
	DEF.	70/43.4	109/920	21/10	327	36	15	20	1	29/32	26/31	29:38
2017	OFF.	64/43.2	101/896	15/5	406	43	12	29	2	37/39	35/38	31:56
	DEF.	77/45.1	110/1,041	19/6	308	36	14	20	2	28/31	20/24	28:04
2018	OFF.	64/43.4	111/1,026	21/9	428	54	16	35	2	44/49	16/23	30:41
	DEF.	82/44.0	136/1,170	16/7	360	42	13	27	2	38/39	22/26	29:19
2019	OFF.	74/45.5	111/893	30/11	289	29	7	18	4	28/28	29/31	28:42
	DEF.	73/46.1	115/1,118	33/18	303	32	7	23	2	30/31	25/31	31:18
2020	OFF.	77/45.1	81/691	22/7	416	50	12	35	3	41/45	23/24	30:49
	DEF.	81/45.7	103/980	18/9	312	36	13	22	1	32/33	20/24	29:11
2021	OFF.	77/43.5	106/831	19/9	343	34	10	23	1	27/29	36/40	29:17
	DEF.	78/44.5	123/1,017	23/9	398	43	17	24	2	38/41	34/38	30:43
2022	OFF.	69/44.5	94/711	16/5	308	29	16	12	1	26/26	34/44	31:13
	DEF.	68/46.3	96/717	14/3	346	37	7	29	1	32/34	30/34	28:47
2023	OFF.	89/44.0	86/753	21/7	304	31	16	13	2	27/28	29/31	29:39
	DEF.	78/46.1	90/741	26/11	324	32	9	23	0	24/26	32/37	30:21

STEELERS Leaders

Year-by-Year Rushing Leaders

Year	Player	Att.	Yards	Avg.	LG	TD
1934	Warren Heller	132	528	4.0		1
1935	Art Strutt	92	323	3.5		1
1936	Warren Heller	106	332	3.1		0
1937	John Karcis	127	513	4.0		3
1938	Byron "Whizzer" White (Rookie)	152	567&	3.7		4
1939	Boyd Brumbaugh	86	282	3.3		2
1940	Lou Tomasetti	68	246	3.6		1
1941	Dick Riffle	109	388	3.6	54	1
1942	Bill Dudley (Rookie)	162	696&	4.3	66	5

1943	Jack Hinkle	116	571	4.9	4
1944	John Grigas	185	610	3.2	3
1945	Buist Warren	96	285	3.0	75 2
1946	Bill Dudley	146	6048	4.1	42 3
1947	Johnny Clement	129	670	5.2	43 4
1948	Bob Cifers	112	361	3.2	21 1
1949	Jerry Nuzum	139	611	4.4	64t 5
1950	Joe Geri	188	705	3.8	47 2
1951	Fran Rogel	109	385	3.5	51 3
1952	Ray Mathews	66	315	4.8	36 0
1953	Fran Rogel	137	527	3.8	58 2
1954	Fran Rogel	111	415	3.7	16 1
1955	Fran Rogel	168	588	3.5	19 2
1956	Fran Rogel	131	476	3.6	40 2
1957	Billy Wells	154	532	3.5	51 0
1958	Tom Tracy	169	714	4.2	64 5
1959	Tom Tracy	199	794	4.0	51 3
1960	Tom Tracy	192	680	3.5	28t 5
1961	John Henry Johnson	213	787	3.7	44 6
1962	John Henry Johnson	251	1,141	4.5	40 7
1963	John Henry Johnson	186	773	4.2	48 4
1964	John Henry Johnson	235	1,048	4.5	45t 7
1965	Dick Hoak	131	426	3.3	42t 5
1966	Bill Asbury	169	544	3.2	45 7
1967	Don Shy (Rookie)	99	341	3.4	33t 4
1968	Dick Hoak	175	858	4.9	77t 3
1969	Dick Hoak	151	531	3.5	13 2
1970	John "Frenchy" Fuqua	138	691	5.0	85t 7
1971	John "Frenchy" Fuqua	155	625	4.0	30t 4
1972	Franco Harris (Rookie)	188	1,055	5.6*	75t 10
1973	Franco Harris	188	698	3.7	35 3
1974	Franco Harris	208	1,006	4.8	54 5
1975	Franco Harris	262	1,246	4.8	36 10
1976	Franco Harris	289	1,128	3.9	30 14*&
	Rocky Bleier	220	1,036	4.7	28 5
1977	Franco Harris	300	1,162	3.9	61t 11
1978	Franco Harris	310	1,082	3.5	37 8
1979	Franco Harris	267	1,186	4.4	71t 11
1980	Franco Harris	208	789	3.8	26 4
1981	Franco Harris	242	987	4.1	50 8
1982	Franco Harris	140	604	4.3	21 2
1983	Franco Harris	279	1,007	3.6	19 5
1984	Frank Pollard	213	851	4.0	52 6
1985	Frank Pollard	233	991	4.3	56 3
1986	Earnest Jackson	216	910	4.2	31 5
1987	Earnest Jackson	180	696	3.9	39 1
1988	Merril Hoge	170	705	4.1	20 3
1989	Tim Worley (Rookie)	195	770	3.9	38 5
1990	Merril Hoge	203	772	3.8	41t 7
1991	Merril Hoge	165	610	3.7	24 2
1992	Barry Foster	390*&	1,690**	4.3	69 11*
1993	Leroy Thompson	205	763	3.7	36 3
1994	Barry Foster	216	851	3.9	29t 5
1995	Eric Pegrum	213	813	3.8	38 5
1996	Jerome Bettis	320	1,431	4.5	50t 11
1997	Jerome Bettis	375	1,665	4.4	34 7
1998	Jerome Bettis	316	1,185	3.8	42 3
1999	Jerome Bettis	299	1,091	3.6	35 7
2000	Jerome Bettis	355	1,341	3.8	30 8
2001	Jerome Bettis	225	1,072	4.8	48 4
2002	Amos Zereoue	193	762	3.9	42 4
2003	Jerome Bettis	246	811	3.3	21 7
2004	Jerome Bettis	250	941	3.8	29 13
2005	Willie Parker	255	1,202	4.7	80t 4
2006	Willie Parker	337	1,494	4.4	76 13
2007	Willie Parker	321	1,316	4.1	32 2
2008	Willie Parker	210	791	3.7	34t 5
2009	Rashard Mendenhall	242	1,108	4.6	60 7
2010	Rashard Mendenhall	324	1,273	3.9	50t 13
2011	Rashard Mendenhall	228	928	4.1	68 9
2012	Jonathan Dwyer	156	623	4.0	34 2
2013	Le'Veon Bell (Rookie)	244	860	3.5	43 8
2014	Le'Veon Bell	290*	1,361*	4.7	81 8
2015	DeAngelo Williams	200	907	4.5	55 11
2016	Le'Veon Bell	261	1,268	4.9	44 7
2017	Le'Veon Bell	321	1,291	4.0	27 9
2018	James Conner	215	973	4.5	30 12
2019	James Conner	116	464	4.0	25 4
2020	James Conner	169	721	4.3	59 6
2021	Najee Harris (Rookie)	307	1,200	3.9	37t 7
2022	Najee Harris	272	1,034	3.8	36 7
2023	Najee Harris	255	1,035	4.1	25 8

* AFC Leader

* Team Record

& NFL Leader

% Tied for NFL Lead

Year-by-Year Total Yards from Scrimmage Leaders

Year	Player	Total Yards	Rush Yards	Rec. Yards
1947	Johnny Clement	676	670	6
1948	Val Jansante	620	-3	623
1949	Jerry Nuzum	692	611	81

1950	Joe Geri	738	705	33
1951	Lynn Chandnois	772	332	440
1952	Elbie Nickel (TE)	884	0	884
1953	Lynn Chandnois	882	470	412
1954	Ray Mathews	894	242	652
1955	Ray Mathews	949	187	762
1956	Fran Rogel	564	476	88
1957	Jack McClairn	630	0	630
1958	Tom Tracy	1,249	714	535
1959	Tom Tracy	1,067	794	273
1960	Tom Tracy	1,029	680	349
1961	Buddy Dial	1,053	6	1,047
1962	John Henry Johnson	1,367	1,141	226
1963	Buddy Dial	1,295	0	1,295
1964	John Henry Johnson	1,117	1,048	69
1965	Gary Ballman	905	46	859
1966	Roy Jefferson	808	36	772
1967	J. R. Wilburn	767	0	767
1968	Roy Jefferson	1,131	57	1,074
1969	Roy Jefferson	1,125	46	1,079
1970	John "Frenchy" Fuqua	980	691	289
1971	John "Frenchy" Fuqua	1,052	625	427
1972	Franco Harris (Rookie)	1,235	1,055	180
1973	Franco Harris	767	698	69
1974	Franco Harris	1,206	1,006	200
1975	Franco Harris	1,460	1,246	214
1976	Rocky Bleier	1,330	1,036	294
1977	Franco Harris	1,224	1,162	62
1978	Franco Harris	1,226	1,082	144
1979	Franco Harris	1,477	1,186	291
1980	Franco Harris	985	789	196
1981	Franco Harris	1,237	987	250
1982	Franco Harris	853	604	249
1983	Franco Harris	1,285	1,007	278
1984	John Stallworth	1,395	0	1,395
1985	Frank Pollard	1,241	991	250
1986	Walter Abercrombie	1,272	977	395
1987	Earnest Jackson	748	696	52
1988	Merril Hoge	1,192	705	487
1989	Louis Lipps	1,124	180	944
1990	Merril Hoge	1,114	772	342
1991	Merril Hoge	989	610	379
1992	Barry Foster	2,034	1,690*	344
1993	Leroy Thompson	1,022	763	259
1994	Byron "Bam" Morris (Rookie)	1,040	836	204
1995	Yancey Thigpen	1,308	1	1,307
1996	Jerome Bettis	1,553	1,431	122
1997	Jerome Bettis	1,775	1,665	110
1998	Jerome Bettis	1,275	1,185	90
1999	Jerome Bettis	1,201	1,091	110
2000	Jerome Bettis	1,438	1,341	97
2001	Jerome Bettis	1,120	1,072	48
2002	Hines Ward	1,471	142	1,329
2003	Hines Ward	1,224	61	1,163
2004	Hines Ward	1,029	25	1,004
2005	Willie Parker	1,420	1,202	218
2006	Willie Parker	1,716	1,494	222
2007	Willie Parker	1,480	1,316	164
2008	Hines Ward	1,047	4	1,043
2009	Rashard Mendenhall	1,369	1,108	261
2010	Rashard Mendenhall	1,440	1,273	167
2011	Mike Wallace	1,250	57	1,193
2012	Mike Wallace	843	7	836
2013	Antonio Brown	1,503	4	1,499
2014	Le'Veon Bell	2,215**	1,361*	854
2015	Antonio Brown	1,862^	28	1,834^
2016	Le'Veon Bell	1,884^	1,268	616
2017	Le'Veon Bell	1,946^	1,291	655
2018	James Conner	1,470^	973	497
2019	James Washington	735	0	735
2020	Diontae Johnson	938	15	923
2021	Najee Harris (Rookie)	1,667	1,200	467
2022	Najee Harris	1,263	1,034	272
2023	Najee Harris	1,205	1,035	170

^ AFC Leader

* Team Record

& NFL Leader

% Tied for NFL Lead

Year-by-Year Passing Leaders

Year	Player	Att.	Comp.	Yards	TDs	Ints	Rtg.
1934	Warren Heller	112	31	511	2	15	12.5
1935	Warren Heller	41	9	88	0	8	0.0
1936	Ed Matesic	138	64	850	4	16	36.5
1937	Max Fiske	43	17	318	4	4	58.1
1938	Frank Filchock (Rookie)	101	41	469	3	11	25.6
1939	Hugh McCullough (Rookie)	100	32	443	2	12	14.3
1940	Bill Peterson	117	34	529	3	15	14.9
1941	Boyd Brumbaugh	41	13	260	2	8	31.6
1942	Bill Dudley (Rookie)	94	35	438	2	5	37.5
1943	Roy Zimmerman	124	43	846	9	17	44.0
1944	Johnny Grigas	131	50	690	6	21	31.5

1945	Buist Warren	92	36	368	0	10	11.8
1946	Bill Dudley	90	32	452	2	9	20.5
1947	Johnny Clement	123	52	1,004	7	9	59.8
1948	Ray Evans	137	64	924	5	17	41.7
1949	Joe Geri (Rookie)	77	31	554	5	5	60.2
1950	Joe Geri	113	41	866	6	15	42.4
1951	Chuck Ortmann (Rookie)	139	56	671	3	13	24.0
1952	Jim Finks	336	158	2,307	20&	19	66.2
1953	Jim Finks	292	131	1,484	8	14	49.8
1954	Jim Finks	306	164	2,003	14	19	63.4
1955	Jim Finks	344	165	2,270	10	26*	47.7
1956	Ted Marchibroda	275	124	1,585	12	19	49.4
1957	Earl Morrall	289	139	1,900	11	12	64.9
1958	Bobby Layne	268	133	2,339	14	12	78.4
1959	Bobby Layne	297	142	1,986	20	21	62.8
1960	Bobby Layne	209	103	1,814	13	17	66.2
1961	Rudy Bukich	156	89	1,253	11	16	67.2
1962	Bobby Layne	233	116	1,686	9	17	56.2
1963	Ed Brown	362	168	2,982	21	20	71.4
1964	Ed Brown	272	121	1,990	12	19	55.2
1965	Bill Nelsen	270	121	1,917	8	17	52.7
1966	Ron Smith	181	79	1,249	8	12	54.3
1967	Kent Nix	268	136	1,587	8	19	49.5
1968	Dick Shiner	304	148	1,856	18	17	64.5
1969	Dick Shiner	209	97	1,422	7	10	60.3
1970	Terry Bradshaw (Rookie)	218	83	1,410	6	24	30.4
1971	Terry Bradshaw	373	203	2,259	13	22	59.8
1972	Terry Bradshaw	308	147	1,887	12	12	64.1
1973	Terry Bradshaw	180	89	1,183	10	15	54.5
1974	Joe Gilliam	212	96	1,274	4	8	55.4
1975	Terry Bradshaw	286	165	2,055	18	9	88.0
1976	Terry Bradshaw	192	92	1,177	10	9	65.4
1977	Terry Bradshaw	314	162	2,523	17	19	71.4
1978	Terry Bradshaw	368	207	2,915*	28	20	84.7
1979	Terry Bradshaw	472	259	3,724	25	25	77.0
1980	Terry Bradshaw	424	218	3,339	24	22	75.0
1981	Terry Bradshaw	370	201	2,887	22	14	83.9
1982	Terry Bradshaw	240	127	1,768	17	11	81.4
1983	Cliff Stoudt	381	197	2,553	12	21	60.6
1984	Mark Malone	272	147	2,137	16	17	73.4
1985	Mark Malone	233	117	1,428	13	7	75.5
1986	Mark Malone	425	216	2,444	15	18	62.5
1987	Mark Malone	336	156	1,896	6	19	46.7
1988	Bubby Brister	370	175	2,634	11	14	65.3
1989	Bubby Brister	342	187	2,365	9	10	73.1
1990	Bubby Brister	387	223	2,725	20	14	81.6
1991	Neil O'Donnell	286	156	1,963	11	7	78.8
1992	Neil O'Donnell	313	185	2,283	13	9	83.6
1993	Neil O'Donnell	486	270	3,208	14	7	79.5
1994	Neil O'Donnell	370	212	2,443	13	9	78.9
1995	Neil O'Donnell	416	246	2,970	17	7	87.7
1996	Mike Tomczak	401	222	2,767	15	17	71.8
1997	Kordell Stewart	440	236	3,020	21	17	75.2
1998	Kordell Stewart	458	252	2,560	11	18	62.9
1999	Mike Tomczak	258	139	1,526	12	8	75.8
2000	Kordell Stewart	289	151	1,860	11	8	73.6
2001	Kordell Stewart	442	266	3,106	14	11	81.7
2002	Tommy Maddox	377	234	2,836	20	16	85.2
2003	Tommy Maddox	519	298	3,414	18	17	75.3
2004	Ben Roethlisberger (Rookie)	295	196	2,621	17	11	98.1
2005	Ben Roethlisberger	268	168	2,385	17	9	98.6
2006	Ben Roethlisberger	469	280	3,513	18	23	75.4
2007	Ben Roethlisberger	404	264	3,154	32	11	104.1*
2008	Ben Roethlisberger	469	281	3,301	17	15	80.1
2009	Ben Roethlisberger	506	337	4,328	26	12	100.5
2010	Ben Roethlisberger	389	240	3,200	17	5	97.0
2011	Ben Roethlisberger	513	324	4,077	21	14	90.1
2012	Ben Roethlisberger	449	284	3,265	26	8	97.0
2013	Ben Roethlisberger	584	375	4,261	28	14	92.0
2014	Ben Roethlisberger	608	408*	4,952%	32	9	103.3
2015	Ben Roethlisberger	469	319	3,938	21	16	94.5
2016	Ben Roethlisberger	509	328	3,819	29	13	95.4
2017	Ben Roethlisberger	561	360	4,251	28	14	93.4
2018	Ben Roethlisberger	675*&	452*&	5,129*&	34*	16	96.5
2019	Mason Rudolph	283	176	1,765	13	9	82.0
2020	Ben Roethlisberger	608	399	3,803	33	10	94.1
2021	Ben Roethlisberger	605	390	3,740	22	10	86.8
2022	Kenny Pickett	389	245	2,404	7	9	76.7
2023	Kenny Pickett	324	201	2,070	6	4	81.4

^ AFC Leader

*Team Record

& NFL Leader

%Tied for NFL Lead

Year-by-Year Pass Receptions Leaders

Year	Player	No.	Yards	Avg.	LG	TDs
1934	Ben Smith	14	218	15.6		0
1935	Jim Levey	7	112	16		2
1936	Wilbur Sortet	14	197	14.1		1
1937	John "Blood" McNally	10	168	16.8		4
1938	Bill Davidson	12	229	19.1		0
1939	Sam Boyd (Rookie)	21	423	20.1		2

1940	George Platukis	15	290	19.3	2	
1941	Don Looney	10	186	18.6	66	1
1942	Walt Kichefski	15	189	12.6	26	0
1943	Tony Bova	17	419	24.6	51	5
1944	Ed Rucinski	22	284	12.9	40t	1
1945	Tony Bova	15	215	14.3	52	0
1946	Val Jansante	10	136	13.6	34	1
1947	Val Jansante	35	599	17.1	46	5
1948	Val Jansante	39	623	16	66t	3
1949	Val Jansante	29	445	15.3	47t	4
1950	Val Jansante	26	353	13.6	40	0
1951	Hank Minarik (Rookie)	35	459	13.1	37	1
1952	Elbie Nickel (TE)	55	884	16.1	54t	9
1953	Elbie Nickel (TE)	62	743	12	40	4
1954	Ray Mathews (RB)	44	652	14.8	78t	6
1955	Ray Mathews (RB)	42	762	18.1	61t	6
1956	Ray Mathews (RB)	31	540	17.4	64t	5
1957	Jack McClairan	46	630	13.7	48t	2
1958	Jimmy Orr	33	910	27.6	78t	7
1959	Jimmy Orr	35	604	17.3	43	5
1960	Buddy Dial	40	972	24.3	70t	9
1961	Buddy Dial	53	1,047	19.8	88t	12
1962	Buddy Dial	50	981	19.6	62	6
1963	Buddy Dial	60	1,295	21.6	83t	9
1964	Gary Ballman	47	935	19.9	47t	7
1965	Gary Ballman	40	859	21.5	87t	5
1966	John Hilton (TE)	46	603	13.1	32t	4
1967	J.R. Wilburn	51	767	15	66t	5
1968	Roy Jefferson	58	1,074	18.5	62	11
1969	Roy Jefferson	67	1,079	16.1	63	9
1970	Ron Shanklin (Rookie)	30	691	23	81t	4
1971	Ron Shanklin	49	652	13.3	42	6
	John "Frenchy" Fuqua (RB)	49	427	8.7	40t	1
1972	Ron Shanklin	38	669	17.6	57	3
1973	Ron Shanklin	30	711	23.7	67	10
1974	Frank Lewis	30	365	12.2	31t	4
1975	Lynn Swann	49	781	15.9	43t	11
1976	Lynn Swann	28	516	18.4	47	3
1977	Lynn Swann	50	789	15.8	46	7
1978	Lynn Swann	61	880	14.4	62	11
1979	John Stallworth	70	1,183	16.9	65t	8
1980	Lynn Swann	44	710	16.1	68t	7
1981	John Stallworth	63	1,098	17.4	55	5
1982	Franco Harris (RB)	31	249	8	20	0
1983	Calvin Sweeney	39	577	14.8	42	5
1984	John Stallworth	80	1,395	17.4	51	11
1985	John Stallworth	75	937	12.5	41	5
1986	Walter Abercrombie (RB)	47	395	8.4	27	2
1987	John Stallworth	41	521	12.7	45	2
1988	Louis Lipps	50	973	19.5	89t	5
	Merril Hoge (RB)	50	487	9.7	40	3
1989	Louis Lipps	50	944	18.9	79t	5
1990	Louis Lipps	50	682	13.6	37	3
1991	Louis Lipps	55	671	12.2	35	2
1992	Jeff Graham	49	711	14.5	51	1
1993	Eric Green (TE)	61	942#	15	71t	5
1994	John L. Williams (RB)	51	378	7.4	23	2
1995	Yancey Thigpen	85	1,307	15.4	43	5
1996	Andre Hastings	72	739	10.3	38	6
1997	Yancey Thigpen	79	1,398	17.7	69t	7
1998	Courtney Hawkins	66	751	11.4	53	1
1999	Troy Edwards (Rookie)	61	714	11.7	41	5
	Hines Ward	61	638	10.5	42	7
2000	Hines Ward	48	672	14	77t	4
2001	Hines Ward	94	1,003	10.7	34	4
2002	Hines Ward	112	1,329	11.9	72t	12
2003	Hines Ward	95	1,163	12.2	50	10
2004	Hines Ward	80	1,004	12.6	58	4
2005	Hines Ward	69	975	14.1	85t	11
2006	Hines Ward	74	975	13.2	70t	6
2007	Hines Ward	71	732	10.3	25	7
2008	Hines Ward	81	1,043	12.9	49	7
2009	Hines Ward	95	1,167	12.3	54	6
2010	Mike Wallace	60	1,257	21	56t	10
2011	Mike Wallace	72	1,193	16.6	95t	8
2012	Heath Miller (TE)	71	816	11.5	43	8
2013	Antonio Brown	110	1,499	13.6	56	8
2014	Antonio Brown	129&	1,698&	13.2	63t	13**
2015	Antonio Brown	136**%	1,834**	13.5	59	10
2016	Antonio Brown	106^	1,284	12.1	51	12^
2017	Antonio Brown	101	1,533&	15.2	57	9
2018	JuJu Smith-Schuster	111	1,426	12.8	97t^	7
2019	Diontae Johnson (Rookie)	59	680	11.5	45	5
2020	JuJu Smith-Schuster	97	831	8.6	31t	9
2021	Diontae Johnson	107	1,161	10.9	50t	8
2022	Diontae Johnson	86	882	10.3	37	0
2023	George Pickens	63	1,140	18.1	86t	5

^ AFC Leader

*Team Record

& NFL Leader

%Tied for NFL Lead

#Team Record for TE

Year-by-Year Scoring

Year	Player	TDs	PATs	FGs	TP
1935	Armand Niccolai	0	10	6	28
1936	Armand Niccolai	0	7	7	30
1937	John "Blood" McNally	5	0	0	24
1938	Byron "Whizzer" White (Rookie)/Bill Sortet	4	0	0	24
1939	Armand Niccolai	0	15	3	24
1940	Armand Niccolai	5	6	6	24
1941	Art Jones	5	0	0	30
1942	Bill Dudley (Rookie)	6	0	0	36
1943	Ernie Steele/Bob Thurbon	6	0	0	36
1944	Bob Thurbon	5	0	0	30
1945	Bill Dudley	3	2	0	20
1946	Bill Dudley	5	12	2	48
1947	Steve Lach	9	0	0	54
1948	Joe Glamp	3	26	4	56
1949	Joe Geri (Rookie)	5	12	1	45
1950	Joe Geri	3	22	8	64
1951	Joe Geri	4	22	7	67
1952	Elbie Nickel (TE)	9	0	0	54
1953	Nick Bolkovac	1	27	4	45
1954	Ray Mathews	8	0	0	48
1955	Ray Mathews	7	0	0	42
1956	Sid Watson	4	10	1	37
1957	Earl Girard	4	2	1	29
1958	Tom Miner	0	31	14	73
1959	Bobby Layne	2	32	11	77
1960	Tom Tracy	9	0	3	63
1961	Buddy Dial	12	0	0	72
	Lou Michaels	0	27	15	72
1962	Lou Michaels	0	32	26	110
1963	Lou Michaels	0	32	21	95
1964	Mike Clark	0	28	13	67
1965	Mike Clark	0	19	11	52
1966	Mike Clark	0	34	21	97
1967	Mike Clark	0	35	12	71
1968	Roy Jefferson	12	0	0	72
1969	Gene Mingo	0	26	12	62
1970	John "Frenchy" Fuqua	9	0	0	54
1971	Roy Gerela	0	27	17	78
1972	Roy Gerela	0	35	28	119
1973	Roy Gerela	0	36	29	123
1974	Roy Gerela	0	33	20	93
1975	Roy Gerela	0	44	17	95
1976	Franco Harris	14	0	0	84
1977	Franco Harris	11	0	0	66
1978	Roy Gerela	0	44	12	80
1979	Matt Bahr (Rookie)	0	50*	18	104
1980	Matt Bahr	0	39	19	96
1981	Dave Trout (Rookie)	0	38	12	74
1982	Gary Anderson (Rookie)	0	22	10	52
1983	Gary Anderson	0	38	27	119*
1984	Gary Anderson	0	45	24	117*
1985	Gary Anderson	0	40	33&	139*
1986	Gary Anderson	0	32	21	95
1987	Gary Anderson	0	21	22	87
1988	Gary Anderson	0	34	28	118
1989	Gary Anderson	0	28	21	91
1990	Gary Anderson	0	32	20	92
1991	Gary Anderson	0	31	23	100
1992	Gary Anderson	0	29	28	113
1993	Gary Anderson	0	32	28	116
1994	Gary Anderson	0	32	24	104
1995	Norm Johnson	0	39	34	141*
1996	Norm Johnson	0	37	23	106
1997	Norm Johnson	0	40	22	106
1998	Norm Johnson	0	21	26	99
1999	Kris Brown (Rookie)	0	30	25	105
2000	Kris Brown	0	32	25	107
2001	Kris Brown	0	34	30	124
2002	Hines Ward	12	0	0	78
2003	Jeff Reed	0	31	23	100
2004	Jeff Reed	0	40	28	124
2005	Jeff Reed	0	45	24	117
2006	Jeff Reed	0	41	20	101
2007	Jeff Reed	0	44	24	113
2008	Jeff Reed	0	36	27	117
2009	Jeff Reed	0	41	27	122
2010	Rashard Mendenhall	13	0	0	78
2011	Shaun Suisham	0	36	23	105
2012	Shaun Suisham	0	34	28	118
2013	Shaun Suisham	0	39	30	129
2014	Shaun Suisham	0	45	29	132
2015	Chris Boswell	0	26	29	113
2016	Chris Boswell	0	36	21	99
2017	Chris Boswell	0	37	35*	142*
2018	Antonio Brown	15*	0	0	90
2019	Chris Boswell	0	28	29	115
2020	Chris Boswell	0	34	19	91
2021	Chris Boswell	0	27	36	135
2022	Chris Boswell	0	20	18	78

2023	Chris Boswell	0	27	29	114
------	---------------	---	----	----	-----

^ AFC Leader

*Team Record

& NFL Leader

%Tied for NFL Lead

#Team Record for TE

Year-by-Year Interceptions

Year	Player	No.	Yards	LG	TDs
1946	Bill Dudley	10&	242*	80t	1
1947	Tony Compagno	4	163	64t	2
	Walt Slater	4	38	38	0
1948	Tony Compagno	7	79	82t	1
1949	Howard Hartley	6	63	41	0
1950	Howard Hartley	5	84	38	0
1951	Howard Hartley	10	69	23	0
1952	Jack Butler	7	168	41	0
1953	Jack Butler	9	147	28	1
1954	Paul Cameron (Rookie)	7	118	32	0
1955	Richie McCabe (Rookie)	3	29	25	0
1956	Jack Butler	6	113	34	0
1957	Jack Butler	10	85	20	0
1958	Jack Butler	9	81	19	0
1959	Dean Derby	7	127	24	0
1960	Dick Moegle	6	49	31	0
1961	John Sample	8	141	42	1
1962	Clendon Thomas	7	48	15	0
1963	Clendon Thomas	8	122	32	0
1964	Brady Keys	2	11	11	0
	Dick Haley	2	11	8	0
	Willie Daniel	2	4	4	0
1965	Jim Bradshaw	5	117	82t	1
1966	Jim Bradshaw	4	82	28	1
	Marv Woodson	4	91	56t	1
	Brady Keys	4	0	0	0
1967	Marv Woodson	7	49	24	0
1968	Paul Marth	3	43	23	0
	Ray May	3	31	25t	1
	Marv Woodson	3	23	12	0
	Clendon Thomas	3	0	0	0
1969	Bob Hohn	5	64	24	0
	Paul Marth	5	37	15	0
1970	Lee Calland	7	38	21	0
1971	John Rowser	4	94	70t	1
1972	Jack Ham	7	83	32t	1
1973	Mike Wagner	8%	134	38	0
1974	Glen Edwards	5	153	59	1
	J.T. Thomas	5	22	14	0
	Jack Ham	5	13	10	0
1975	Mel Blount	11*&	121	47	0
1976	Glen Edwards	6	95	55	0
	Mel Blount	6	75	28	0
1977	Mel Blount	6	65	37	0
1978	Tony Duny	6	95	65	0
1979	Jack Lambert	6	29	23	0
1980	Donnie Shell	7	135	67	0
1981	Mel Blount	6	106	50t	1
	Jack Lambert	6	76	31	0
1982	Dwayne Woodruff	5*	53	30	0
	Donnie Shell	5*	27	18	0
1983	Rick Woods	5	53	31	0
	Donnie Shell	5	18	18	0
1984	Donnie Shell	7	71	52t	1
1985	Dwayne Woodruff	5	80	33	0
1986	Lupe Sanchez	3	71	67t	1
	Eric Williams	3	44	25	0
	Donnie Shell	3	29	17	0
	Rick Woods	3	26	23	0
	Harvey Clayton	3	18	14	0
	Bryan Hinkle	3	7	6	0
1987	Dwayne Woodruff	5	91	33t	1
1988	Dwayne Woodruff	4	109	78t	1
	Rod Woodson	4	98	29	0
1989	Dwayne Woodruff	4	57	35	0
1990	Rod Woodson	5	67	34	0
1991	Thomas Everett	4	53	27	0
1992	Darren Perry (Rookie)	6	69	34	0
1993	Rod Woodson	8	138	63t	1
1994	Darren Perry	7	112	42	0
1995	Willie Williams	7*	122	63t	1
1996	Rod Woodson	6	121	43t	1
1997	Donnell Woolford	4	91	34	0
	Darren Perry	4	77	42	0
1998	Dewayne Washington	5	178	78t	2
1999	Scott Shields (Rookie)	4	75	25	0
	Dewayne Washington	4	1	1	0
2000	Dewayne Washington	5	59	31	0
	Chad Scott	5	49	33	0
2001	Chad Scott	5	204	62	2
2002	Joey Porter	4	153	84	0
	Brent Alexander	4	37	25	0
2003	Brent Alexander	4	63	34	0

2004	Troy Polamalu	5	58	26t	1
2005	Chris Hope	3	60	55	0
2006	Troy Polamalu	3	51	49	0
	Bryant McFadden	3	39	39	0
2007	Ike Taylor	3	56	51t	1
2008	Troy Polamalu	7	59	23	0
2009	Troy Polamalu	3	17	16	0
	Ryan Clark	3	0	0	0
2010	Troy Polamalu	7	101	45t	1
2011	Troy Polamalu	2	33	33	0
	Ike Taylor	2	29	29	0
	William Gay	2	12	12	0
2012	Lawrence Timmons	3	80	53t	1
2013	Ryan Clark	2	50	37	0
	Cortez Allen	2	43	40t	1
	Troy Polamalu	2	36	19t	1
	Lawrence Timmons	2	26	23	0
2014	William Gay	3	113	52t	3*
	Brice McCain	3	56	31	1
2015	Mike Mitchell	3	16	9	0
2016	Artie Burns	3	13	9	0
	Ryan Shazier	3	0	0	0
2017	Sean Davis	3	76	41	0
	Ryan Shazier	3	2	2	0
2018	Joe Haden	2	0	0	0
2019	Joe Haden	5	20	16	0
	Minkah Fitzpatrick	5	130	96t	1
2020	Minkah Fitzpatrick	4	77	37t	1
2021	Ahkello Witherspoon	3	45	41	0
2022	Minkah Fitzpatrick	6%	94	34	1
2023	Damontae Kazee	2	37	30	0
	Alex Highsmith	2	30	30t	1
	Patrick Peterson	2	0	0	0
	Levi Wallace	2	0	0	0

^ AFC Leader

* Team Record

& NFL Leader

% Tied for NFL Lead

Year-by-Year Sacks

Year	Player	No.
1972	Joe Greene	11
1973	L.C. Greenwood	8.5
1974	Ernie Holmes	11.5
1975	Ernie Holmes	8.5
1976	Joe Greene	6
1977	Steve Furness	8.5
1978	L.C. Greenwood	9
1979	L.C. Greenwood	7
	Steve Furness	7
1980	L.C. Greenwood	5
1981	Gary Dunn	8
1982	Tom Beasley	6
	Gary Dunn	6
1983	Keith Willis	14
1984	Mike Merrweather	15
1985	Keith Willis	5.5
1986	Keith Willis	12
1987	Mike Merrweather	5.5
1988	Tim Johnson	4
1989	Greg Lloyd	7
1990	Gerald Williams	6
1991	Jerrold Williams	9
1992	Greg Lloyd	6.5
1993	Kevin Greene	12.5
1994	Kevin Greene	14
1995	Kevin Greene	9
1996	Kevin Greene	13
1997	Carnell Lake	6
1998	Jason Gildon	11
1999	Jason Gildon	8.5
2000	Jason Gildon	13.5
2001	Jason Gildon	12
2002	Jason Gildon	9
	Joey Porter	9
2003	Kimo von Oelhoffen	8
2004	Aaron Smith	8
2005	Joey Porter	10.5
2006	Joey Porter	7
2007	James Harrison	8.5
2008	James Harrison	16*
2009	LaMarr Woodley	13.5
2010	James Harrison	10.5
2011	James Harrison	9
	LaMarr Woodley	9
2012	James Harrison	6
	Lawrence Timmons	6
2013	Jason Worilds	8
2014	Cameron Heyward	7.5
	Jason Worilds	7.5
2015	Cameron Heyward	7
2016	James Harrison	5

2017	Cameron Heyward	12
2018	T.J. Watt	13
2019	T.J. Watt	14.5*
2020	T.J. Watt	15&
2021	T.J. Watt	22.5&@
2022	Alex Highsmith	14.5
2023	T.J. Watt	19.0&^

^ AFC Leader

* Team Record

& NFL Leader

@ tied NFL record

STEELERS 300-Yard Passing Games

300-Yard Passing Games by Steelers

Before 1970 NFL Merger						
Date	Opponent	Score	Player	Yards	TDs	
11/16/1952	at Cleveland	[L 29-28]	Jim Finks	306	4	
09/26/1954	at Green Bay	[W 21-20]	Jim Finks	327	N/A	
11/05/1955	at Chicago Cards	[L 27-13]	Jim Finks	337	N/A	
12/13/1958	Chicago Cards	[W 38-21]	Bobby Layne	409	2	
12/18/1966	at Atlanta	[W 57-33]	Bill Nelsen	334	N/A	
Since 1970 NFL Merger						
Date	Opponent	Score	Player	Att.-Comp.-Yards	TDs	Int.
09/22/1974	at Denver (ot)	[T 35-35]	Joe Gilliam	50-31-348	1	1
01/21/1979***	vs. Dallas	[W 35-31]	Terry Bradshaw	30-17-318	4	1
11/04/1979	Washington	[W 38-7]	Terry Bradshaw	27-15-311	4	1
11/25/1979	Cleveland	[W 33-30]	Terry Bradshaw	44-30-364	1	1
12/02/1979	Cincinnati	[W 37-17]	Terry Bradshaw	29-17-339	2	1
01/20/1980***	vs. L.A. Rams	[W 31-19]	Terry Bradshaw	21-14-309	2	3
10/26/1980	at Cleveland	[L 27-26]	Cliff Stoudt	37-18-310	0	1
09/06/1981	Kansas City	[L 37-33]	Terry Bradshaw	36-21-319	2	2
01/09/1983*	San Diego	[L 31-28]	Terry Bradshaw	39-28-335	2	2
01/06/1985*	at Miami	[L 45-28]	Mark Malone	36-20-312	3	3
09/30/1985	Cincinnati	[L 37-24]	Mark Malone	44-26-374	3	2
12/21/1986	Kansas City	[L 24-19]	Mark Malone	43-22-351	0	1
09/25/1988	at Buffalo	[L 36-28]	Bubby Brister	36-22-330	2	3
12/04/1988	at Houston	[W 37-34]	Bubby Brister	36-17-311	3	0
10/14/1990	at Denver	[W 34-17]	Bubby Brister	28-21-353	4	0
11/10/1990	at Cincinnati (ot)	[W 33-27]	Neil O'Donnell	39-24-309	3	0
10/24/1993	at Cleveland	[L 28-23]	Neil O'Donnell	39-25-355	0	1
11/20/1994	Miami (ot)	[W 16-13]	Mike Tomczak	42-26-348	0	0
01/15/1995**	San Diego	[L 17-13]	Neil O'Donnell	54-32-349	1	0
10/19/1995	Cincinnati	[L 27-9]	Neil O'Donnell	52-30-359	0	1
11/05/1995	at Chicago (ot)	[W 37-34]	Neil O'Donnell	52-34-341	2	2
11/19/1995	at Cincinnati	[W 49-31]	Neil O'Donnell	31-24-377	3	0
12/24/1995	at Green Bay	[L 24-19]	Neil O'Donnell	55-33-318	1	0
10/07/1996	at Kansas City	[W 17-7]	Mike Tomczak	32-20-338	0	1
10/26/1997	Jacksonville	[W 23-17]	Kordell Stewart	42-25-317	2	1
12/07/1997	Denver	[W 35-24]	Kordell Stewart	29-18-303	3	1
01/02/2000	Tennessee	[L 47-36]	Mike Tomczak	39-21-309	2	1
12/16/2001	at Baltimore	[W 26-21]	Kordell Stewart	31-20-333	2	0
11/10/2002	Atlanta (ot)	[T 34-34]	Tommy Maddox	41-28-473	4	1
12/08/2002	Houston	[L 24-6]	Tommy Maddox	57-30-325	0	2
01/05/2003*	Cleveland	[W 36-33]	Tommy Maddox	38-30-367	3	2
09/14/2003	at Kansas City	[L 41-20]	Tommy Maddox	47-28-336	1	3
09/28/2003	Tennessee	[L 30-13]	Tommy Maddox	47-31-332	0	2
11/17/2003	at San Francisco	[L 30-14]	Tommy Maddox	44-25-327	1	1
11/30/2003	Cincinnati	[L 24-20]	Tommy Maddox	42-28-313	1	1
12/18/2004	at N.Y. Giants	[W 33-30]	Ben Roethlisberger	28-18-316	1	2
12/04/2005	Cincinnati	[L 38-31]	Ben Roethlisberger	41-29-386	3	3
10/29/2006	at Oakland	[L 20-13]	Ben Roethlisberger	37-25-301	1	4
11/05/2006	Denver	[L 31-20]	Ben Roethlisberger	54-38-433	1	3
01/05/2008*	Jacksonville	[L 31-29]	Ben Roethlisberger	42-29-337	2	3
10/05/2008	at Jacksonville	[W 26-21]	Ben Roethlisberger	41-26-309	3	1
11/16/2008	San Diego	[W 11-10]	Ben Roethlisberger	41-31-308	0	1
12/21/2008	Tennessee	[L 31-14]	Ben Roethlisberger	39-25-329	2	2
09/10/2009	Tennessee	[W 13-10]	Ben Roethlisberger	43-33-363	1	2
10/04/2009	San Diego	[W 38-28]	Ben Roethlisberger	33-26-338	2	0
10/19/2009	Cleveland	[W 27-14]	Ben Roethlisberger	35-23-417	3	0
11/22/2009	at Kansas City	[L 27-24]	Ben Roethlisberger	42-32-398	3	2
12/20/2009	Green Bay	[W 37-36]	Ben Roethlisberger	46-29-503	3	0
10/24/2010	at Miami	[W 23-22]	Ben Roethlisberger	27-19-302	2	0
11/14/2010	New England	[L 39-26]	Ben Roethlisberger	49-30-387	3	1
12/23/2010	Carolina	[W 27-3]	Ben Roethlisberger	32-22-320	1	0
09/25/2011	at Indianapolis	[W 23-20]	Ben Roethlisberger	37-25-364	1	0
10/23/2011	at Arizona	[W 32-20]	Ben Roethlisberger	39-26-361	3	0
10/30/2011	New England	[W 25-17]	Ben Roethlisberger	50-36-365	2	1
11/06/2011	Baltimore	[L 23-20]	Ben Roethlisberger	37-20-330	1	1
12/19/2011	at San Francisco	[L 30-3]	Ben Roethlisberger	44-25-330	0	3
09/23/2012	at Oakland	[L 34-31]	Ben Roethlisberger	49-36-384	4	0
10/11/2012	at Tennessee	[L 26-23]	Ben Roethlisberger	40-24-363	1	0
12/16/2012	at Dallas (ot)	[L 27-24]	Ben Roethlisberger	40-24-339	2	1
09/22/2013	Chicago	[L 40-23]	Ben Roethlisberger	41-26-406	2	2
09/29/2013†	vs. Minnesota	[L 34-27]	Ben Roethlisberger	51-36-383	1	1
11/03/2013	at New England	[L 55-31]	Ben Roethlisberger	48-28-400	4	2
11/17/2013	Detroit	[W 37-27]	Ben Roethlisberger	45-29-367	4	0
12/08/2013	Miami	[L 34-28]	Ben Roethlisberger	39-23-349	3	0
09/07/2014	Cleveland	[W 30-27]	Ben Roethlisberger	34-23-365	1	1
09/07/2014	Tampa Bay	[W 27-24]	Ben Roethlisberger	40-29-314	3	0
10/26/2014	Indianapolis	[W 51-34]	Ben Roethlisberger	49-40-522†	6†	0
11/02/2014	Baltimore	[W 33-23]	Ben Roethlisberger	37-25-340	6†	0
11/09/2014	at N.Y. Jets	[L 20-13]	Ben Roethlisberger	43-30-343	1	2
11/30/2014	New Orleans	[L 35-32]	Ben Roethlisberger	58-39-435	2	2
12/07/2014	at Atlanta	[W 42-21]	Ben Roethlisberger	39-25-350	3	0
12/14/2014	at Cincinnati	[W 27-20]	Ben Roethlisberger	35-27-360	0	0
12/28/2014	Cincinnati	[W 27-17]	Ben Roethlisberger	38-21-317	2	1
01/03/2015	Baltimore	[L 30-17]	Ben Roethlisberger	45-31-334	1	2
09/10/2015	at New England	[L 28-21]	Ben Roethlisberger	39-26-351	1	1
09/20/2015	San Francisco	[W 43-18]	Ben Roethlisberger	27-21-369	3	0
11/08/2015	Oakland	[W 38-35]	Ben Roethlisberger	44-24-334	2	1
11/15/2015	Cleveland	[W 30-9]	Ben Roethlisberger	33-22-379	3	1

11/29/2015	at Seattle	[L 39-30]	Ben Roethlisberger	55-36-456	1	2
12/06/2015	Indianapolis	[W 45-10]	Ben Roethlisberger	39-24-364	4	0
12/20/2015	Denver	[W 34-27]	Ben Roethlisberger	55-40-380	3	2
01/03/2016	at Cleveland	[W 28-12]	Ben Roethlisberger	36-24-349	3	2
01/17/2016*	at Denver	[L 23-16]	Ben Roethlisberger	37-24-339	0	0
09/12/2016	at Washington	[W 38-16]	Ben Roethlisberger	37-27-300	3	1
10/02/2016	Kansas City	[W 43-14]	Ben Roethlisberger	27-22-300	5	0
10/09/2016	NY Jets	[W 31-13]	Ben Roethlisberger	47-34-380	4	0
11/13/2016	Dallas	[L 35-30]	Ben Roethlisberger	46-37-408	3	0
01/22/2017*	at New England	[L 36-17]	Ben Roethlisberger	47-31-314	1	1
10/08/2017	Jacksonville	[L 30-9]	Ben Roethlisberger	55-33-312	0	5
10/29/2017	at Detroit	[W 20-15]	Ben Roethlisberger	31-17-317	1	1
11/26/2017	Green Bay	[W 31-28]	Ben Roethlisberger	45-33-351	4	2
12/10/2017	Baltimore	[W 33-38]	Ben Roethlisberger	66-44-506	2	0
01/14/2018*	Jacksonville	[L 45-42]	Ben Roethlisberger	58-37-469	5	1
09/09/2018	at Cleveland	[T 21-21 OT]	Ben Roethlisberger	41-23-335	1	3
09/16/2018	Kansas City	[L 42-37]	Ben Roethlisberger	60-39-452	3	0
09/24/2018	at Tampa Bay	[W 30-27]	Ben Roethlisberger	30-27-353	3	1
10/14/2018	at Cincinnati	[W 28-21]	Ben Roethlisberger	46-32-369	1	0
11/08/2018	Carolina	[W 52-21]	Ben Roethlisberger	25-22-328	5	0
11/18/2018	at Jacksonville	[W 20-16]	Ben Roethlisberger	47-27-314	2	3
11/25/2018	at Denver	[L 24-17]	Ben Roethlisberger	56-41-462	1	2
12/23/2018	at New Orleans	[L 31-28]	Ben Roethlisberger	50-33-380	3	0
09/20/2020	Denver	[W 26-21]	Ben Roethlisberger	41-29-311	2	1
11/08/2020	at Dallas	[W 24-19]	Ben Roethlisberger	42-29-306	3	0
11/15/2020	Cincinnati	[W 36-10]	Ben Roethlisberger	46-27-333	4	0
12/07/2020	Washington	[L 23-17]	Ben Roethlisberger	53-33-305	2	1
12/27/2020	Indianapolis	[W 28-24]	Ben Roethlisberger	49-34-341	3	0
01/03/2021	at Cleveland	[L 24-22]	Mason Rudolph	39-22-315	2	1
01/10/2021*	Cleveland	[L 48-37]	Ben Roethlisberger	68&48-501	4	4
09/26/2021	Cincinnati	[L 24-10]	Ben Roethlisberger	58-38-318	1	2
12/09/2021	at Minnesota	[L 36-28]	Ben Roethlisberger	28-40-308	3	1
10/09/2022	at Buffalo	[L 38-3]	Kenny Pickett	34-52-327	0	1

Since 1970 NFL Merger

Total Games with 300-Yards Passing: 112 Wins: 55 Losses: 54 Ties: 3

Total Home Games with 300-Yards Passing: 60 Wins: 32 Losses: 27 Ties: 1

Total Away Games with 300-Yards Passing: 49 Wins: 21 Losses: 26 Ties: 2

Total Neutral Games with 300-Yards Passing: 3 Wins: 2 Losses: 1

*AFC Playoff Game

**AFC Championship Game

***Super Bowl

! Game at Wembley Stadium (London)

& Team Record

300-Yard Passing Games by Opponents

Date	Opponent	Before 1970 NFL Merger		Att.-Comp.-Yards	TDs	Int.
		Score	Player			
09/28/1969	at Philadelphia	[L 41-27]	Norm Snead	30-22-335	5	1
Since 1970 NFL Merger						
Date	Opponent	Score	Player	Att.-Comp.-Yards	TDs	Int.
12/21/1971	N.Y. Giants	[W 17-13]	Fran Tarkenton	41-27-302	1	2
11/02/1975	at Cincinnati	[W 30-24]	Ken Anderson	42-19-331	3	3
09/12/1976	at Oakland	[L 31-28]	Ken Stabler	38-21-342	3	4
12/10/1977	at Cincinnati	[L 17-10]	Ken Anderson	33-15-303	1	1
11/05/1978	New Orleans	[W 20-14]	Archie Manning	32-22-344	1	1
10/07/1979	at Cleveland	[W 51-35]	Brian Sipe	41-22-365	5	3
11/25/1979	Cleveland	[W 33-30]	Brian Sipe	38-23-333	3	1
10/26/1980	at Cleveland	[L 27-26]	Brian Sipe	46-28-349	4	1
11/09/1980	at Tampa Bay	[W 24-21]	Doug Williams	45-21-302	3	0
12/22/1980	at San Diego	[L 26-17]	Dan Fouts	37-21-308	0	0
09/27/1981	New England	[W 27-21]	Matt Cavanaugh	42-22-325	1	1
10/18/1981	at Cincinnati	[L 34-7]	Ken Anderson	28-16-346	2	0
11/15/1981	at Atlanta	[W 34-20]	Steve Bartkowski	50-33-416	2	2
12/20/1981	at Houston	[L 21-20]	Gifford Nielsen	37-24-377	3	2
09/13/1982	at Dallas	[W 36-28]	Danny White	36-25-347	4	2
09/19/1982	Cincinnati	[W 26-20]	Ken Anderson	38-27-323	0	3
01/02/1983	Cleveland	[W 37-21]	Paul McDonald	47-22-313	3	4
01/09/1983*	San Diego	[L 31-28]	Dan Fouts	42-27-333	3	0
09/18/1983	at Houston	[W 40-28]	Archie Manning	35-16-300	1	4
10/16/1983	Cleveland	[W 44-17]	Brian Sipe	49-27-310	0	6
12/02/1984	at Houston	[L 23-20]	Warren Moon	45-27-303	1	3
01/06/1985	at Miami	[L 45-28]	Dan Marino	32-21-421	4	1
12/08/1985	at San Diego	[L 54-44]	Dan Fouts	33-21-372	3	3
11/23/1986	at Cleveland (ot)	[L 37-31]	Bernie Kosar	46-28-414	2	1
09/13/1987	San Francisco	[W 30-17]	Joe Montana	49-34-316	2	3
10/25/1987	Cincinnati	[W 23-20]	Boomer Esiason	32-20-303	2	2
11/01/1987**	at Miami	[L 35-24]	Dan Marino	31-25-322	4	2
11/22/1987	at Cincinnati	[W 30-16]	Boomer Esiason	53-30-409	0	3
12/13/1987	at San Diego	[W 20-16]	Dan Fouts	52-29-334	1	1
09/11/1988	at Washington	[L 30-29]	Doug Williams	52-30-430	2	1
11/06/1988	at Cincinnati	[L 42-7]	Boomer Esiason	23-16-318	3	2
09/17/1989	at Cincinnati	[L 41-10]	Boomer Esiason	27-16-328	2	0
10/29/1989	Kansas City	[W 23-17]	Steve DeBerg	36-24-338	1	2
12/31/1989	at Houston (ot)	[W 26-23]	Warren Moon	48-29-315	2	0
09/08/1991	at Buffalo	[L 52-34]	Jim Kelly	43-31-363	6	2
11/10/1991	at Cincinnati (ot)	[W 33-27]	Boomer Esiason	43-32-361	1	1
11/17/1991	Washington	[L 41-14]	Mark Rypien	28-21-325	2	0
11/24/1991	Houston	[W 26-14]	Warren Moon	48-24-324	2	5
12/22/1991	Cleveland	[W 17-10]	Bernie Kosar	49-28-335	1	3
09/06/1992	at Houston	[W 29-24]	Warren Moon	45-29-330	2	5
11/15/1992	Detroit	[W 17-14]	Erik Kramer	37-20-304	1	1
12/13/1993	at Miami	[W 21-20]	Steve DeBerg	44-27-344	1	2
11/20/1994	Miami	[L 16-14]	Dan Marino	45-31-312	1	1

12/16/1995	New England	[L 41-27]	Drew Bledsoe	60-39-336	3	1
12/24/1995	at Green Bay	[W 24-19]	Brett Favre	32-23-301	2	0
09/22/1997	at Jacksonville	[L 30-21]	Mark Brunell	42-24-306	1	0
12/06/1998	New England	[L 23-9]	Drew Bledsoe	34-21-327	1	3
12/20/1998	Cincinnati	[L 25-24]	Jeff Blake	36-20-367	1	1
12/02/1999	at Jacksonville	[L 20-6]	Mark Brunell	37-25-308	1	0
09/17/2000	at Cleveland	[L 23-20]	Tim Couch	31-23-316	2	0
12/10/2000	at N.Y. Giants	[L 30-10]	Kerry Collins	35-24-333	2	1
11/25/2001	at Tennessee	[W 34-24]	Steve McNair	37-23-334	2	2
12/30/2001	at Cincinnati	[L 26-23]	John Kitna	68-35-411	2	1
09/15/2002	Oakland	[L 30-17]	Rich Gannon	64-43-403	1	2
10/21/2002	Indianapolis	[W 28-10]	Peyton Manning	48-32-304	1	3
12/29/2002	Baltimore	[W 34-31]	Jeff Blake	26-19-336	2	2
01/05/2003	Cleveland	[W 36-33]	Kelly Holcomb	43-26-429	3	1
01/11/2003	at Tennessee	[L 34-31]	Steve McNair	44-27-338	2	2
10/26/2003	St. Louis	[L 33-21]	Marc Bulger	37-22-375	1	0
11/09/2003	Arizona	[W 28-15]	Jeff Blake	43-23-307	2	0
09/12/2004	Oakland	[W 24-21]	Rich Gannon	37-20-305	2	2
09/25/2005	New England	[L 23-20]	Tom Brady	41-31-372	0	1
11/12/2006	New Orleans	[W 38-31]	Drew Brees	47-31-398	1	0
12/09/2007	at New England	[L 34-13]	Tom Brady	46-32-399	4	0
01/11/2009*	San Diego	[W 35-24]	Philip Rivers	35-21-377	3	1
02/01/2009***	vs. Arizona	[W 27-23]	Kurt Warner	43-31-377	3	1
10/25/2009	Minnesota	[W 27-17]	Brett Favre	50-33-334	0	1
12/06/2009	Oakland	[L 27-24]	Bruce Gradkowski	33-20-308	3	0
12/20/2009	Green Bay	[W 37-36]	Aaron Rodgers	48-26-383	3	0
10/31/2010	at New Orleans	[L 20-10]	Drew Brees	44-34-305	2	1
11/14/2010	New England	[L 39-26]	Tom Brady	43-30-350	3	0
02/06/2011***	vs. Green Bay	[L 31-25]	Aaron Rodgers	39-24-304	3	0
11/06/2011	Baltimore	[L 23-20]	Joe Flacco	47-28-300	1	0
01/09/2012	at Denver (ot)	[L 29-23]	Tim Tebow	21-10-316	2	0
12/16/2012	at Dallas (ot)	[L 27-24]	Tony Romo	42-30-341	2	0
11/03/2013	at New England	[L 55-31]	Tom Brady	33-23-432	4	0
11/17/2013	Detroit	[L 37-27]	Matthew Stafford	46-19-362	2	1
09/28/2014	Tampa Bay	[L 27-24]	Mike Glennon	42-21-302	2	1
10/26/2014	Indianapolis	[W 51-34]	Andrew Luck	45-26-400	3	2
11/02/2014	Baltimore	[W 43-23]	Joe Flacco	45-30-303	2	1
12/07/2014	at Cincinnati	[W 42-21]	Andy Dalton	29-21-302	2	0
12/14/2014	at Atlanta	[W 27-20]	Matt Ryan	37-26-310	2	1
12/21/2014	Kansas City	[W 20-12]	Alex Smith	45-31-311	0	0
09/20/2015	San Francisco	[W 43-18]	Colin Kaepernick	46-33-335	2	0
10/12/2015	at San Diego	[W 24-20]	Philip Rivers	48-35-365	2	1
10/18/2015	Arizona	[W 25-13]	Carson Palmer	45-29-421	1	2
11/08/2015	Oakland	[W 38-35]	Derek Carr	44-24-301	4	1
11/15/2015	Cleveland	[W 30-9]	Johnny Manziel	45-33-372	1	1
11/29/2015	at Seattle	[L 39-30]	Russell Wilson	30-21-345	5	0
09/12/2016	at Washington	[W 38-16]	Kirk Cousins	43-30-329	0	2
09/18/2016	Cincinnati	[W 24-16]	Andy Dalton	54-31-366	1	0
09/25/2016	at Philadelphia	[L 34-3]	Carson Wentz	31-23-301	2	0
11/13/2016	Dallas	[L 35-30]	Dak Prescott	32-22-319	2	0
01/22/2017***	at New England	[L 36-17]	Tom Brady	42-32-384	3	0
10/29/2017	at Detroit	[W 20-15]	Matthew Stafford	45-27-432	0	0
11/16/2017	Tennessee	[W 40-17]	Marcus Mariota	33-22-306	1	4
12/31/2017	Cleveland	[W 28-24]	DeShone Kizer	30-16-314	2	1
09/24/2018	at Tampa Bay	[W 30-27]	Ryan Fitzpatrick	50-30-411	3	3
09/30/2018	Baltimore	[L 26-14]	Joe Flacco	42-28-363	2	0
09/16/2018	Kansas City	[L 42-37]	Patrick Mahomes	28-23-326	6	0
12/09/2018	at Oakland	[L 24-21]	Derek Carr	34-25-322	2	0
12/23/2018	at New Orleans	[L 31-28]	Drew Brees	39-27-326	1	0
09/08/2019	at New England	[L 33-3]	Tom Brady	36-24-341	3	0
09/15/2019	Seattle	[L 28-26]	Russell Wilson	35-29-300	3	0
10/13/2019	at L.A. Chargers	[W 24-17]	Philip Rivers	44-26-320	2	2
09/19/2021	Las Vegas	[L 26-17]	Derek Carr	37-28-382	2	0
11/21/2021	at L.A. Chargers	[L 41-37]	Justin Herbert	30-49-382	3	1
01/16/2022*	at Kansas City	[L 42-21]	Patrick Mahomes	30-39-404	5	1
09/11/2022	at Cincinnati	[W 23-20]	Joe Burrow	33-53-338	2	4
10/09/2022	at Buffalo	[L 38-3]	Josh Allen	20-31-424	4	1
11/20/2022	vs. Cincinnati	[L 37-30]	Joe Burrow	24-39-355	4	2
09/24/2023	at Las Vegas	[W 23-18]	Jimmy Garoppolo	28-44-324	2	3
10/01/2023	at Houston	[L 30-6]	C.J. Stroud	16-30-306	2	0
12/23/2023	vs. Cincinnati	[W 34-11]	Jake Browning	28-42-335	1	3

Total Games with Opponent 300-Yards Passing: 111 Wins: 56 Losses: 55

Total Home Games with Opponent 300-Yards Passing: 52 Wins: 35 Losses: 17

Total Away Games with Opponent 300-Yards Passing: 57 Wins: 20 Losses: 37

Total Neutral Games with Opponent 300-Yards Passing: 2 Wins: 1 Losses: 1

*AFC Playoff Game

**AFC Championship Game

***Super Bowl

STEELERS 100-Yard Rushing Games

100-Yard Rushing Games by Steelers

Date	Opponent	Before 1970 NFL Merger			Att./Yards	TDs
		Score	Player			
11/20/1938	at Philadelphia	[L 14-7]	Whizzer White	11-133	1	
09/13/1942	Philadelphia	[L 24-14]	Bill Dudley	13-107	1	
11/01/1942	at N.Y. Giants	[W 17-9]	Bill Dudley	24-135	1	
11/22/1942	Chicago Cardinals	[W 19-3]	Dick Riffe	14-104	1	
10/13/1946	Boston	[W 16-7]	Bill Dudley	16-112	0	
10/20/1946	at Green Bay	[L 17-7]	Bill Dudley	17-133	1	

09/26/1948	at Washington	[L 17-14]	Johnny Clement	19-127	1
12/05/1948	N.Y. Giants	[W 38-28]	George Papach	17-148	0
10/23/1949	N.Y. Bulldogs	[W 24-13]	Jerry Nuzum	16-117	2
		[W 24-13]	George Papach	15-113	0
11/20/1949	at Green Bay	[W 30-7]	Jerry Nuzum	20-168	1
10/07/1950	Cleveland	[L 30-17]	Joe Geri	23-145	0
11/05/1950	at Philadelphia	[W 9-7]	Joe Geri	25-113	0
11/23/1950	at Chicago Cardinals	[W 28-17]	Joe Geri	24-105	2
10/24/1953	Green Bay	[W 31-14]	Fran Rogel	19-168	0
11/28/1954	Chicago Cardinals	[W 20-17]	Fran Rogel	22-102	0
11/18/1956	Chicago Cardinals	[W 14-7]	Lou Baldacci	16-110	0
		[W 14-7]	Fran Rogel	18-112	1
11/30/1958	Chicago Bears	[W 24-10]	Tom Tracy	17-156	2
12/13/1958	Chicago Cardinals	[W 38-21]	Tank Younger	13-106	0
11/29/1959	Philadelphia	[W 31-0]	Tom Tracy	23-122	0
12/06/1959	at Chicago Bears	[L 27-21]	Tom Tracy	14-109	1
11/27/1960	Washington	[W 22-10]	John Henry Johnson	18-109	0
12/11/1960	Philadelphia	[W 27-21]	John Henry Johnson	19-182	1
10/29/1961	San Francisco	[W 20-10]	John Henry Johnson	15-103	1
11/05/1961	at Cleveland	[W 17-13]	John Henry Johnson	22-105	0
09/30/1962	N.Y. Giants	[L 31-27]	John Henry Johnson	20-113	1
10/06/1962	Philadelphia	[W 13-7]	John Henry Johnson	22-128	0
10/14/1962	at N.Y. Giants	[W 20-17]	John Henry Johnson	22-123	0
11/11/1962	at St. Louis	[W 26-17]	John Henry Johnson	25-138	1
09/22/1963	N.Y. Giants	[W 31-0]	John Henry Johnson	24-123	1
11/10/1963	Cleveland	[W 9-7]	John Henry Johnson	27-131	0
11/17/1963	at Washington	[W 34-28]	John Henry Johnson	34-105	2
12/08/1963	at Dallas	[W 24-19]	Theron Sapp	20-119	1
12/15/1963	at N.Y. Giants	[L 33-17]	John Henry Johnson	14-104	0
10/10/1964	at Cleveland	[W 23-7]	John Henry Johnson	30-200	3
10/25/1964	Philadelphia	[L 34-10]	Clarence Peaks	11-101	1
11/01/1964	Cleveland	[L 30-17]	John Henry Johnson	16-100	1
11/22/1964	at N.Y. Giants	[W 44-17]	John Henry Johnson	23-106	2
10/09/1965	at Cleveland	[L 24-19]	Dick Hoak	15-107	2
09/17/1967	Chicago	[W 41-13]	Willie Asbury	12-107	2
10/29/1967	at New Orleans	[W 14-10]	Don Shy	10-108	1
10/13/1968	at Washington	[L 16-13]	Dick Hoak	12-115	0
10/20/1968	New Orleans	[L 16-12]	Dick Hoak	16-166	1
11/17/1968	Cleveland	[L 45-24]	Earl Gros	13-109	0
12/08/1968	at Dallas	[L 28-7]	Dick Hoak	17-114	0

Before 1970 NFL Merger

Total number of 100-yard rushers: 46

Total games: 44 Wins: 29 Losses: 15 Ties: 0

Total Home games: 24 Wins: 17 Losses: 7 Ties: 0

Total Away games: 20 Wins: 12 Losses: 8 Ties: 0

Total Neutral games: 0 Wins: 0 Losses: 0

Since 1970 NFL Merger

Date	Opponent	Score	Player	Att./Yards	TDs
11/22/1970	at Cincinnati	[L 34-7]	John Fuqua	17-119	1
12/20/1970	at Philadelphia	[L 30-20]	John Fuqua	20-218	2
09/19/1971	at Chicago	[L 17-15]	John Fuqua	17-114	0
10/24/1971	Houston	[W 23-16]	John Fuqua	16-113	1
11/07/1971	Cleveland	[W 26-9]	John Fuqua	30-131	0
10/15/1972	Houston	[W 24-7]	Franco Harris	19-115	1
10/22/1972	New England	[W 33-3]	John Fuqua	17-111	0
10/29/1972	at Buffalo	[W 38-21]	Franco Harris	15-138	2
11/05/1972	Cincinnati	[W 40-17]	Franco Harris	15-101	1
11/12/1972	Kansas City	[W 16-7]	Franco Harris	17-134	1
11/19/1972	at Cleveland	[L 26-24]	Franco Harris	12-136	1
11/26/1972	Minnesota	[W 23-10]	Franco Harris	17-128	1
12/03/1972	Cleveland	[W 30-0]	Franco Harris	20-102	2
09/16/1973	Detroit	[W 24-10]	John Fuqua	26-100	0
10/21/1973	N.Y. Jets	[W 26-14]	Franco Harris	25-102	1
12/03/1973	at Miami	[L 30-26]	Franco Harris	15-105	1
10/06/1974	at Houston	[W 13-7]	Preston Pearson	15-117	1
10/28/1974	Atlanta	[W 24-17]	Franco Harris	28-141	1
11/17/1974	at Cleveland	[W 26-16]	Franco Harris	23-156	0
11/25/1974	at New Orleans	[W 28-7]	Franco Harris	19-114	0
12/08/1974	at New England	[W 21-17]	Franco Harris	29-136	1
12/29/1974**	at Oakland	[W 24-13]	Franco Harris	29-111	2
01/12/1975***	at Minnesota	[W 16-6]	Franco Harris	34-158	1
10/26/1975	at Green Bay	[W 16-13]	Rocky Bleier	35-163	0
11/02/1975	at Cincinnati	[W 30-24]	Franco Harris	27-157	0
11/16/1975	Kansas City	[W 28-3]	Franco Harris	17-119	0
11/24/1975	at Houston	[W 32-9]	Franco Harris	21-149	2
12/07/1975	Cleveland	[W 31-17]	Franco Harris	25-103	2
12/13/1975	Cincinnati	[W 35-14]	Franco Harris	20-118	2
12/20/1975	at L.A. Rams	[L 10-3]	Franco Harris	21-126	0
12/27/1975*	Baltimore	[W 28-10]	Franco Harris	27-153	1
09/19/1976	Cleveland	[W 31-14]	Franco Harris	25-118	1
10/17/1976	Cincinnati	[W 23-6]	Franco Harris	41-143	2
10/24/1976	at N.Y. Giants	[W 27-0]	Franco Harris	27-106	2
10/31/1976	San Diego	[W 23-0]	Reggie Harrison	13-108	0
11/07/1976	at Kansas City	[W 45-0]	Franco Harris	23-117	2
		[W 45-0]	Rocky Bleier	15-102	0
11/14/1976	Miami	[W 14-3]	Franco Harris	22-110	1
		[W 14-3]	Rocky Bleier	20-110	0
12/05/1976	Tampa Bay	[W 42-0]	Rocky Bleier	29-118	3
12/11/1976	at Houston	[W 21-0]	Franco Harris	23-104	1
		[W 21-0]	Rocky Bleier	22-107	0
12/19/1976*	at Baltimore	[W 40-14]	Franco Harris	18-132	0
09/19/1977	San Francisco	[W 27-0]	Franco Harris	27-100	2

11/20/1977	Dallas	[W 28-13]	Franco Harris	29-179	2
12/04/1977	Seattle	[W 30-20]	Franco Harris	23-103	0
10/08/1978	Atlanta	[W 31-7]	Franco Harris	20-104	0
12/03/1978	at Houston	[W 13-3]	Franco Harris	27-102	0
12/30/1978*	Denver	[W 33-10]	Franco Harris	24-105	2
09/23/1979	Baltimore	[W 17-13]	Sidney Thornton	13-129	0
10/07/1979	at Cleveland	[W 51-35]	Franco Harris	19-153	2
10/22/1979	Denver	[W 42-7]	Franco Harris	17-121	2
10/28/1979	Dallas	[W 14-3]	Franco Harris	18-102	2
11/25/1979	Cleveland	[W 33-30]	Franco Harris	32-151	2
12/16/1979	Buffalo	[W 28-0]	Franco Harris	21-100	2
10/05/1980	at Minnesota	[W 23-17]	Franco Harris	22-102	1
11/30/1980	Miami	[W 23-10]	Franco Harris	28-116	1
09/20/1981	N.Y. Jets	[W 38-10]	Russell Davis	13-100	1
11/01/1981	San Francisco	[L 17-14]	Franco Harris	17-104	0
11/29/1981	L.A. Rams	[W 24-0]	Franco Harris	18-114	1
09/13/1982	at Dallas	[W 36-28]	Franco Harris	24-103	0
12/26/1982	New England	[W 37-14]	Franco Harris	23-101	0
01/02/1983	Cleveland	[W 37-21]	Franco Harris	23-120	1
09/11/1983	at Green Bay	[W 25-21]	Franco Harris	22-118	1
09/18/1983	at Houston	[W 40-28]	Franco Harris	26-115	1
09/25/1983	New England	[L 28-23]	Franco Harris	25-106	0
10/23/1983	at Seattle	[W 27-21]	Franco Harris	31-132	1
12/10/1983	at N.Y. Jets	[W 34-7]	Franco Harris	26-103	0
10/14/1984	at San Francisco	[W 20-17]	Frank Pollard	24-105	0
10/28/1984	Atlanta	[W 35-10]	Frank Pollard	14-111	1
11/25/1984	San Diego	[W 52-24]	Walter Abercrombie	19-109	0
12/16/1984	at L.A. Raiders	[W 13-7]	Walter Abercrombie	28-111	0
11/17/1985	at Houston	[W 30-7]	Frank Pollard	23-123	1
		[W 30-7]	Walter Abercrombie	23-107	1
10/26/1986	Cincinnati	[W 30-9]	Ernest Jackson	21-132	1
		[W 30-9]	Walter Abercrombie	22-109	0
12/07/1986	Detroit	[W 27-17]	Ernest Jackson	28-147	1
12/13/1986	at N.Y. Jets	[W 45-24]	Ernest Jackson	23-101	0
09/13/1987	San Francisco	[W 30-17]	Ernest Jackson	25-103	0
10/04/1987	at Atlanta	[W 28-12]	Ernest Jackson	29-104	1
10/18/1987	Indianapolis	[W 21-7]	Ernest Jackson	24-134	0
11/08/1987	at Kansas City	[W 17-16]	Ernest Jackson	23-125	0
12/06/1987	Seattle	[W 13-9]	Frank Pollard	22-106	1
10/23/1988	Denver	[W 39-21]	Rodney Carter	11-105	1
11/13/1988	Philadelphia	[L 27-26]	Merrill Hoge	21-102	0
12/18/1988	Miami	[W 40-24]	Warren Williams	16-117	0
12/03/1989	Houston	[L 23-16]	Tim Worley	18-103	0
12/17/1989	New England	[W 28-10]	Tim Worley	19-104	1
12/31/1989*	at Houston	[W 26-23]	Merrill Hoge	17-100	1
01/07/1990*	at Denver	[L 24-23]	Merrill Hoge	16-120	1
12/09/1990	New England	[W 24-3]	Merrill Hoge	19-117	2
12/23/1990	Cleveland	[W 35-0]	Barry Foster	16-100	0
09/08/1991	at Buffalo	[L 52-34]	Barry Foster	9-121	1
09/06/1992	at Houston	[W 29-24]	Barry Foster	26-107	1
09/13/1992	N.Y. Jets	[W 27-10]	Barry Foster	33-190	2
09/27/1992	at Green Bay	[L 17-3]	Barry Foster	12-117	0
10/19/1992	Cincinnati	[W 20-0]	Barry Foster	24-108	0
10/25/1992	at Kansas City	[W 27-3]	Barry Foster	24-105	1
11/01/1992	Houston	[W 21-20]	Barry Foster	31-118	1
11/15/1992	Detroit	[W 17-14]	Barry Foster	25-106	10
11/22/1992	Indianapolis	[W 30-14]	Barry Foster	28-168	2
11/29/1992	at Cincinnati	[W 21-9]	Barry Foster	25-102	2
12/06/1992	Seattle	[W 20-14]	Barry Foster	33-125	1
12/20/1992	Minnesota	[L 6-3]	Barry Foster	24-118	1
12/27/1992	Cleveland	[W 23-13]	Barry Foster	26-103	1
01/09/1993*	Buffalo	[L 24-3]	Barry Foster	20-104	0
09/19/1993	Cincinnati	[W 34-7]	Barry Foster	23-103	0
10/10/1993	San Diego	[W 16-3]	Barry Foster	23-110	0
10/17/1993	New Orleans	[W 37-14]	Leroy Thompson	16-101	0
11/07/1993	at Cincinnati	[W 24-16]	Barry Foster	25-120	1
11/15/1993	Buffalo	[W 23-0]	Leroy Thompson	30-108	1
09/18/1994	Indianapolis	[W 31-21]	Barry Foster	31-179	1
10/03/1994	Houston	[W 30-14]	Barry Foster	21-115	1
10/23/1994	at N.Y. Giants	[W 10-6]	Bam Morris	29-146	1
12/04/1994	at Cincinnati	[W 38-15]	Bam Morris	24-108	2
12/18/1994	Cleveland	[W 17-7]	Barry Foster	32-106	1
01/07/1995*	Cleveland	[W 29-9]	Barry Foster	24-133	0
11/13/1995	Cleveland	[W 20-3]	Eric Pegram	26-112	0
11/19/1995	at Cincinnati	[W 49-31]	Barry Foster	16-101	3
12/03/1995	Houston	[W 21-7]	Barry Foster	18-102	1
12/10/1995	at Oakland	[W 29-10]	Eric Pegram	26-122	0
01/06/1996	Buffalo	[W 40-21]	Bam Morris	25-106	2
09/08/1996	Baltimore	[W 31-17]	Jerome Bettis	21-116	1
09/16/1996	Buffalo	[W 24-6]	Jerome Bettis	20-133	2
09/29/1996	Houston	[W 30-16]	Jerome Bettis	29-115	0
10/07/1996	at Kansas City	[W 17-7]	Jerome Bettis	27-103	1
10/13/1996	Cincinnati	[W 20-10]	Jerome Bettis	28-109	0
10/27/1996	at Atlanta	[W 20-17]	Jerome Bettis	26-126	1
11/03/1996	St. Louis	[W 42-6]	Jerome Bettis	19-129	2
11/10/1996	at Cincinnati	[L 34-24]	Jerome Bettis	21-111	2
11/25/1996	at Miami	[W 24-17]	Jerome Bettis	27-119	0
12/01/1996	at Baltimore	[L 31-17]	Jerome Bettis	24-105	0
12/15/1996	San Francisco	[L 25-15]	Eric Pegram	20-103	0
12/22/1996	at Carolina	[L 18-14]	Kordell Stewart	7-102	1
12/29/1996*	Indianapolis	[W 42-14]	Jerome Bettis	25-102	2
09/07/1997	Washington	[W 14-13]	Jerome Bettis	27-134	1

09/22/1997	at Jacksonville	[L 30-21]	Jerome Bettis	21-114	0
10/05/1997	at Baltimore	[W 42-34]	Jerome Bettis	28-137	0
10/12/1997	Indianapolis	[W 24-22]	Jerome Bettis	30-164	1
10/19/1997	at Cincinnati	[W 26-10]	Jerome Bettis	34-135	1
11/03/1997	at Kansas City	[L 13-10]	Jerome Bettis	17-103	0
11/09/1997	Baltimore	[W 37-0]	Jerome Bettis	24-114	1
11/16/1997	Cincinnati	[W 20-3]	Jerome Bettis	25-101	0
11/30/1997	at Arizona	[W 26-20]	Jerome Bettis	36-142	3
12/07/1997	Denver	[W 35-24]	Jerome Bettis	24-125	0
01/11/1998**	Denver	[L 24-21]	Jerome Bettis	23-105	1
09/13/1998	Chicago	[W 17-12]	Jerome Bettis	21-131	1
09/27/1998	Seattle	[W 13-10]	Jerome Bettis	28-138	0
10/11/1998	at Cincinnati	[L 25-20]	Kordell Stewart	7-103	0
10/26/1998	at Kansas City	[W 20-13]	Jerome Bettis	33-119	0
11/09/1998	Green Bay	[W 27-20]	Jerome Bettis	34-100	0
12/20/1998	Cincinnati	[L 25-24]	Jerome Bettis	21-104	1
12/28/1998	at Jacksonville	[L 21-3]	Jerome Bettis	26-139	0
10/17/1999	at Cincinnati	[W 17-3]	Jerome Bettis	26-111	2
12/26/1999	Carolina	[W 30-20]	Jerome Bettis	33-137	1
09/17/2000	at Cleveland	[L 23-20]	Jerome Bettis	24-133	1
10/08/2000	at N.Y. Jets	[W 20-3]	Jerome Bettis	25-107	1
10/15/2000	Cincinnati	[W 15-0]	Jerome Bettis	29-101	0
10/22/2000	Cleveland	[W 22-0]	Jerome Bettis	33-105	1
11/12/2000	Philadelphia	[L 26-23]	Jerome Bettis	30-134	1
12/03/2000	Oakland	[W 21-20]	Jerome Bettis	24-128	0
12/16/2000	Washington	[W 24-3]	Jerome Bettis	25-104	0
09/30/2001	at Buffalo	[W 20-3]	Jerome Bettis	22-114	0
10/07/2001	Cincinnati	[W 16-7]	Jerome Bettis	23-153	0
10/14/2001	at Kansas City	[W 20-17]	Jerome Bettis	19-112	0
10/21/2001	at Tampa Bay	[W 17-10]	Jerome Bettis	17-143	1
11/11/2001	at Cleveland	[W 15-12]	Jerome Bettis	29-163	0
12/23/2001	Detroit	[W 47-14]	Chris Fuamatu-Ma'afala	26-126	0
10/13/2002	at Cincinnati	[W 34-7]	Jerome Bettis	21-109	2
11/03/2002	at Cleveland	[W 23-20]	Amos Zereoue	29-111	0
11/10/2002	Atlanta	[T 34-34]	Amos Zereoue	37-123	0
12/29/2002	Baltimore	[W 34-31]	Amos Zereoue	26-104	2
12/07/2003	Oakland	[W 27-7]	Jerome Bettis	27-106	1
12/21/2003	San Diego	[W 40-24]	Jerome Bettis	32-115	1
09/26/2004	at Miami	[W 13-3]	Duce Staley	22-101	0
10/03/2004	Cincinnati	[W 28-17]	Duce Staley	25-123	0
10/10/2004	Cleveland	[W 34-23]	Duce Staley	21-117	1
10/31/2004	New England	[W 34-20]	Duce Staley	25-125	0
11/07/2004	Philadelphia	[W 27-3]	Jerome Bettis	33-149	0
11/14/2004	at Cleveland	[W 24-10]	Jerome Bettis	29-103	2
11/21/2004	at Cincinnati	[W 19-14]	Jerome Bettis	29-129	0
11/28/2004	Washington	[W 16-7]	Jerome Bettis	31-100	1
12/18/2004	at N.Y. Giants	[W 33-30]	Jerome Bettis	36-140	1
12/26/2004	Baltimore	[W 20-7]	Jerome Bettis	27-117	0
12/26/2004	Buffalo	[W 29-24]	Willie Parker	19-102	0
01/15/2005*	N.Y. Jets	[W 20-17]	Jerome Bettis	27-101	1
09/11/2005	Tennessee	[W 34-7]	Willie Parker	22-161	1
09/18/2005	at Houston	[W 27-7]	Willie Parker	25-111	1
10/23/2005	at Cincinnati	[W 27-13]	Willie Parker	18-131	1
12/11/2005	Chicago	[W 21-9]	Jerome Bettis	17-101	2
12/24/2005	at Cleveland	[W 41-0]	Willie Parker	17-130	1
01/01/2006	Detroit	[W 35-21]	Willie Parker	26-135	0
09/07/2006	Miami	[W 28-17]	Willie Parker	29-115	0
09/24/2006	Cincinnati	[L 28-20]	Willie Parker	31-133	2
10/15/2006	Kansas City	[W 45-7]	Willie Parker	21-109	2
11/12/2006	New Orleans	[W 38-31]	Willie Parker	22-213	2
12/07/2006	Cleveland	[W 27-7]	Willie Parker	32-223	1
12/17/2006	at Carolina	[W 37-3]	Willie Parker	23-132	1
12/31/2006	at Cincinnati	[W 23-17]	Willie Parker	37-134	2
09/09/2007	at Cleveland	[W 34-7]	Willie Parker	27-109	0
09/16/2007	Buffalo	[W 26-3]	Willie Parker	23-126	1
09/23/2007	San Francisco	[W 37-16]	Willie Parker	24-133	0
10/07/2007	Seattle	[W 21-0]	Willie Parker	28-102	0
10/28/2007	at Cincinnati	[W 24-13]	Willie Parker	22-126	1
11/11/2007	Cleveland	[W 31-28]	Willie Parker	25-105	0
12/09/2007	at New England	[L 34-13]	Willie Parker	21-124	0
12/16/2007	Jacksonville	[L 29-22]	Willie Parker	14-100	0
12/20/2007	at St. Louis	[W 41-24]	Najeh Davenport	24-123	1
09/07/2008	Houston	[W 38-17]	Willie Parker	25-138	3
09/14/2008	at Cleveland	[W 10-6]	Willie Parker	28-105	0
10/19/2008	at Cincinnati	[W 38-10]	Mewelde Moore	20-120	2
11/16/2008	San Diego	[W 11-10]	Willie Parker	25-115	0
12/28/2008	Cleveland	[W 31-0]	Willie Parker	23-116	1
01/11/2009*	San Diego	[W 35-24]	Willie Parker	27-146	2
10/04/2009	San Diego	[W 38-28]	Rashard Mendenhall	29-165	2
11/09/2009	at Denver	[W 28-10]	Rashard Mendenhall	22-155	0
12/06/2009	Oakland	[L 27-24]	Rashard Mendenhall	20-103	1
09/12/2010	Atlanta	[W 15-9]	Rashard Mendenhall	22-120	1
09/26/2010	at Tampa Bay	[W 38-13]	Rashard Mendenhall	19-143	1
11/28/2010	at Buffalo	[W 19-16]	Rashard Mendenhall	36-151	1
01/23/2011*	N.Y. Jets	[W 24-19]	Rashard Mendenhall	27-121	1
10/09/2011	Tennessee	[W 38-17]	Jonathan Dwyer	11-107	0
10/16/2011	Jacksonville	[W 17-13]	Rashard Mendenhall	23-146	1
12/24/2011	St. Louis	[W 27-0]	Rashard Mendenhall	18-116	1
01/08/2012*	at Denver	[L 29-23]	Isaac Redman	17-121	0
10/21/2012	at Cincinnati	[W 24-17]	Jonathan Dwyer	17-122	0
10/28/2012	Washington	[W 27-12]	Jonathan Dwyer	17-107	0
11/04/2012	at N.Y. Giants	[W 24-20]	Isaac Redman	26-147	1

12/22/2013	at Green Bay	[W 38-31]	Le'Veon Bell	26-124	1
09/07/2014	Cleveland	[W 30-27]	Le'Veon Bell	21-109	1
09/21/2014	at Carolina	[W 37-19]	Le'Veon Bell	21-147	0
			LeGarrette Blount	10-118	1
11/17/2014	at Tennessee	[W 27-24]	Le'Veon Bell	33-204	1
12/07/2014	at Cincinnati	[W 42-21]	Le'Veon Bell	26-185	2
09/10/2015	at New England	[L 28-21]	DeAngelo Williams	21-127	0
10/01/2015	Baltimore	[L 23-20 OT]	Le'Veon Bell	22-129	1
10/12/2015	at San Diego	[W 24-20]	Le'Veon Bell	21-111	1
10/25/2015	at Kansas City	[L 23-13]	Le'Veon Bell	17-121	0
11/08/2015	Oakland	[W 38-35]	DeAngelo Williams	27-170	2
12/06/2015	Indianapolis	[W 45-10]	DeAngelo Williams	26-134	0
12/27/2015	at Baltimore	[L 20-17]	DeAngelo Williams	17-100	2
09/12/2016	at Washington	[W 38-16]	DeAngelo Williams	26-143	2
10/02/2016	Kansas City	[W 43-14]	Le'Veon Bell	18-144	0
11/20/2016	at Cleveland	[W 24-9]	Le'Veon Bell	28-146	1
11/24/2016	at Indianapolis	[W 28-7]	Le'Veon Bell	23-120	1
12/04/2016	N.Y. Giants	[W 24-14]	Le'Veon Bell	29-118	0
12/11/2016	at Buffalo	[W 27-20]	Le'Veon Bell	33-236	3
12/25/2016	Baltimore	[W 31-27]	Le'Veon Bell	20-122	1
01/08/2017*	Miami	[W 30-12]	Le'Veon Bell	29-167	2
01/15/2017*	at Kansas City	[W 18-16]	Le'Veon Bell	30-170	0
10/01/2017	at Baltimore	[W 26-9]	Le'Veon Bell	35-144	2
10/15/2017	at Kansas City	[W 19-13]	Le'Veon Bell	32-179	1
10/22/2017	Cincinnati	[W 29-14]	Le'Veon Bell	35-134	0
12/17/2017	New England	[L 27-24]	Le'Veon Bell	24-117	0
09/09/2018	at Cleveland	[T 21-21 OT]	James Conner	31-135	2
10/07/2018	Atlanta	[W 41-17]	James Conner	21-110	2
10/14/2018	at Cincinnati	[W 28-21]	James Conner	19-111	2
10/28/2018	Cleveland	[W 33-18]	James Conner	24-146	2
11/04/2018	at Baltimore	[W 23-16]	James Conner	24-107	0
12/16/2018	New England	[W 17-10]	Jaylen Samuels	19-142	0
10/28/2019	Miami	[W 27-14]	James Conner	23-145	1
09/14/2020	at New York Giants	[W 26-16]	Benny Snell Jr.	19-113	0
09/20/2020	Denver	[W 26-21]	James Conner	16-106	1
09/27/2020	Houston	[W 28-21]	James Conner	18-109	1
10/18/2020	Cleveland	[W 38-7]	James Conner	20-101	1
10/10/2021	Denver	[W 27-19]	Najee Harris	23-122	1
11/14/2021	Detroit	[T 16-16]	Najee Harris	26-105	0
01/03/2022	Cleveland	[W 26-14]	Najee Harris	28-188	1
01/01/2023	Baltimore	[W 16-13]	Najee Harris	22-111	0
11/12/2023	Green Bay	[W 23-18]	Jaylen Warren	15-101	1
11/19/2023	Cleveland	[L 13-10]	Jaylen Warren	9-129	1
12/3/2023	Seattle	[W 30-23]	Najee Harris	27-122	2
01/06/2023	Baltimore	[W 17-10]	Najee Harris	26-112	1

Total Number of 100-yard Rushers: 269

Total Games: 263 Wins: 223 Losses: 37 Ties: 3

Total Home Games: 152 Wins: 135 Losses: 15 Ties: 2

Total Away Games: 110 Wins: 87 Losses: 22 Ties: 1

Total Neutral Games: 1 Wins: 1 Losses: 0

*AFC Playoff Game

**AFC Championship Game

***Super Bowl

100-Yard Rushing Games by Opponents

Date	Opponent	Before 1970 NFL Merger			
		Score	Player	Att./Yards	TDs
10/31/1948	Philadelphia	[L 34-7]	Steve Van Buren	22-109	1
10/30/1949	Philadelphia	[L 38-7]	Steve Van Buren	17-103	2
11/06/1949	at Washington	[L 27-14]	Pete Stout	7-107	2
11/13/1949	L.A. Rams	[T 7-7]	Dick Hoerner	22-100	0
11/20/1949	at Green Bay	[W 30-7]	Tony Canadeo	21-116	0
11/27/1949	at Philadelphia	[L 34-17]	Steve Van Buren	27-205	0
09/24/1950	at Detroit	[L 10-7]	Bobby Layne	15-118	0
10/29/1950	at Cleveland	[L 45-7]	Marion Motley	11-188	1
10/21/1951	at Cleveland	[L 17-0]	Emerson Cole	17-126	0
11/18/1951	Washington	[W 22-7]	Rob Goode	22-108	2
12/16/1951	at Washington	[W 20-10]	Rob Goode	22-107	0
11/09/1952	Detroit	[L 31-6]	Bob Hoernschemeyer	20-107	0
11/20/1954	San Francisco	[L 31-3]	Joe Perry	21-122	1
			John Henry-Johnson	17-124	1
11/28/1954	Chicago Cardinals	[W 20-17]	Ollie Matson	10-115	0
11/05/1955	at Chicago Cardinals	[L 27-13]	Ollie Matson	13-130	0
11/20/1955	at Cleveland	[L 41-14]	Fred Morrison	17-140	0
11/27/1955	Washington	[L 23-14]	Leo Elter	19-136	2
12/04/1955	Cleveland	[L 30-7]	Fred Morrison	13-104	0
12/11/1955	at Washington	[L 28-17]	Jim Monachino	15-104	0
11/25/1956	at Chicago Cardinals	[L 38-27]	Ollie Matson	16-159	2
10/05/1958	Cleveland	[L 45-12]	Jim Brown	17-129	3
10/19/1958	at Cleveland	[L 27-10]	Jim Brown	19-153	1
			Bobby Mitchell	13-108	0
12/07/1958	at Washington	[T 14-14]	Don Bosseler	25-145	2
10/18/1959	at Washington	[W 27-6]	Don Bosseler	18-136	0
11/22/1959	at Cleveland	[W 21-20]	Jim Brown	15-111	0
10/30/1960	Green Bay	[L 19-13]	Jim Taylor	25-105	1
12/18/1960	at St. Louis	[L 38-7]	John David Crow	24-203	0
10/22/1961	Cleveland	[L 30-28]	Bobby Mitchell	14-119	3
			Jim Brown	29-114	0
11/05/1961	at Cleveland	[W 17-13]	Jim Brown	18-110	1
09/23/1962	at Dallas	[W 30-28]	Don Perkins	20-108	2
11/25/1962	at Cleveland	[L 35-14]	Jim Brown	19-110	2
10/05/1963	at Cleveland	[L 35-23]	Jim Brown	21-175	1

11/03/1963	at Green Bay	[L 33-14]	Jim Taylor	30-141	1
10/04/1964	at Philadelphia	[L 21-7]	Timmy Brown	16-116	0
			Earl Gros	19-129	0
10/18/1964	at Minnesota	[L 30-10]	Tommy Mason	14-114	0
11/01/1964	Cleveland	[L 30-17]	Jim Brown	23-149	0
10/09/1965	at Cleveland	[L 24-19]	Jim Brown	29-168	1
11/28/1965	Cleveland	[L 42-21]	Jim Brown	20-146	3
10/08/1966	at Cleveland	[L 41-20]	Leroy Kelly	19-113	2
			Ernie Green	16-103	0
12/04/1966	at Philadelphia	[L 27-23]	Jack Concannon	15-129	1
10/07/1967	at Cleveland	[L 21-10]	Ernie Green	11-108	0
10/05/1968	at Cleveland	[L 31-24]	Leroy Kelly	25-128	1
11/24/1968	San Francisco	[L 45-28]	Ken Willard	21-110	2
11/09/1969	at Chicago	[L 38-7]	Gale Sayers	28-112	2
11/30/1969	at St. Louis	[L 47-10]	Cleophus Edwards	13-128	1

*AFC Playoff Game

Before 1970 NFL Merger

Total Number of Opponent 100-Yard rushers: 50

Total Games with Opponent 100-Yard Rusher: 45 Wins: 7 Losses: 36 Ties: 2

Total Home Games with Opponent 100-Yard Rusher: 15 Wins: 1 Losses: 13 Ties: 1

Total Away Games with Opponent 100-Yard Rusher: 30 Wins: 6 Losses: 23 Ties: 1

Since 1970 NFL Merger

Date	Opponent	Score	Player	Att./Yards	TDs
10/25/1970	at Oakland	[L 31-14]	Hewitt Dixon	19-106	0
11/22/1970	at Cincinnati	[L 34-7]	Paul Robinson	18-119	1
11/07/1971	Cleveland	[W 26-9]	Leroy Kelly	22-102	1
10/08/1972	at Dallas	[L 17-13]	Calvin Hill	23-108	1
10/29/1972	at Buffalo	[W 38-21]	O. J. Simpson	22-189	1
11/19/1972	at Cleveland	[L 26-24]	Leroy Kelly	21-107	0
10/14/1973	at Cincinnati	[L 19-7]	Boobie Clark	28-112	1
09/22/1974	at Denver	[T 35-35 OT]	Otis Armstrong	19-131	0
09/28/1975	Buffalo	[L 30-21]	O. J. Simpson	23-227	1
10/19/1975	Chicago	[W 34-3]	Mike Adame	17-110	0
10/04/1976	at Minnesota	[L 17-6]	Chuck Foreman	27-148	2
10/23/1977	Houston	[W 27-10]	Ronnie Coleman	26-114	0
11/13/1977	Cleveland	[W 35-31]	Greg Pruitt	19-108	0
11/27/1977	at N.Y. Jets	[W 23-20]	Scott Dierking	23-107	0
11/12/1978	at L.A. Rams	[L 10-7]	John Capeletti	20-106	0
12/10/1979	at Houston	[L 20-17]	Earl Campbell	33-109	0
11/23/1980	at Buffalo	[L 28-13]	Joe Cribbs	24-110	0
12/22/1980	at San Diego	[L 26-17]	Chuck Muncie	26-114	1
12/07/1981	at Oakland	[L 30-27]	Kenny King	11-102	0
12/12/1982	at Buffalo	[L 13-0]	Joe Cribbs	30-143	0
01/09/1983*	San Diego	[L 31-28]	Chuck Muncie	25-126	0
10/16/1983	Cleveland	[W 44-17]	Boyce Green	28-137	2
10/30/1983	Tampa Bay	[W 17-12]	James Wilder	42-126	0
11/24/1983	at Detroit	[L 45-3]	Billy Sims	26-106	2
12/04/1983	Cincinnati	[L 23-10]	Pete Johnson	38-126	2
01/01/1984*	at L.A. Raiders	[L 38-10]	Marcus Allen	13-121	2
12/09/1984	Cleveland	[W 23-20]	Earnest Byner	15-103	0
09/30/1985	Cincinnati	[L 37-24]	James Brooks	18-133	2
10/13/1985	at Dallas	[L 27-13]	Tony Dorsett	21-113	1
12/15/1985	Buffalo	[W 30-24]	Greg Bell	19-123	1
12/21/1985	at N.Y. Giants	[L 28-10]	Joe Morris	36-202	3
09/07/1986	at Seattle	[L 30-0]	Curt Warner	21-114	0
11/09/1986	at Buffalo	[L 16-12]	Robb Riddick	25-108	1
11/23/1986	at Cleveland	[L 37-31 OT]	Kevin Mack	24-106	1
12/13/1986	at N.Y. Jets	[W 45-24]	Freeman McNeil	23-137	0
10/11/1987	at L.A. Rams	[L 31-21]	Charles White	33-166	1
11/01/1987	at Miami	[L 35-24]	Troy Stradford	19-110	1
11/15/1987	Houston	[L 23-3]	Mike Rozier	29-112	0
11/06/1988	at Cincinnati	[L 42-7]	Ickey Woods	10-110	3
12/11/1988	at San Diego	[L 20-14]	Gary Anderson	26-170	0
09/17/1989	at Cincinnati	[L 41-10]	James Brooks	20-113	1
10/08/1989	Cincinnati	[L 26-16]	James Brooks	17-127	2
10/29/1989	Kansas City	[W 23-17]	Christian Okoye	23-101	0
11/05/1989	at Denver	[L 34-7]	Bobby Humphrey	25-105	2
12/03/1989	Houston	[L 23-16]	Lorenzo White	23-115	1
11/18/1990	at Cincinnati	[L 27-3]	James Brooks	20-105	0
09/08/1991	at Buffalo	[L 52-34]	Thurman Thomas	15-107	0
11/03/1991	at Denver	[L 20-13]	Greg Lewis	19-111	1
11/28/1991	at Dallas	[L 20-10]	Emmitt Smith	32-109	1
09/06/1992	at Houston	[W 29-24]	Lorenzo White	13-100	0
11/08/1992	at Buffalo	[L 28-20]	Thurman Thomas	37-155	1
11/29/1992	at Cincinnati	[W 21-9]	Harold Green	16-116	0
12/20/1992	Minnesota	[L 6-3]	Terry Allen	33-172	0
01/09/1993*	Buffalo	[L 24-3]	Kenneth Davis	10-104	0
12/19/1993	Houston	[L 26-17]	Gary Brown	20-100	0
12/26/1993	at Seattle	[L 16-6]	Jon Vaughn	26-131	0
09/04/1994	Dallas	[W 26-9]	Emmitt Smith	31-179	1
09/25/1994	at Seattle	[W 30-13]	Chris Warren	26-126	1
09/03/1995	Detroit	[L 23-20]	Barry Sanders	21-108	0
09/24/1995	Minnesota	[W 44-24]	Robert Smith	15-115	1
12/16/1995	New England	[L 41-27]	Curtis Martin	20-120	0
12/10/1996	at Baltimore	[L 31-17]	Bam Morris	28-100	0
01/05/1997	at New England	[L 28-3]	Curtis Martin	19-166	3
01/11/1998*	Denver	[L 24-21]	Terrell Davis	26-139	1
09/20/1998	at Miami	[L 21-0]	Karim Abdul-Jabbar	33-108	1
11/01/1998	Tennessee	[L 41-31]	Eddie George	34-153	1
09/19/1999	at Baltimore	[W 23-20]	Erict Rhett	35-101	1
11/07/1999	at San Francisco	[W 27-6]	Charlie Garner	20-166	0
11/28/1999	Cincinnati	[L 27-20]	Corey Dillon	23-120	0

12/02/1999	at Jacksonville	[L 20-6]	James Stewart	30-145	1
12/12/1999	Baltimore	[L 31-24]	Priest Holmes	18-130	1
09/03/2000	Baltimore	[L 16-0]	Priest Holmes	29-119	0
11/19/2000	Jacksonville	[L 34-24]	Fred Taylor	30-234	3
11/26/2000	Cincinnati	[W 48-28]	Corey Dillon	23-128	2
10/14/2001	at Kansas City	[W 20-17]	Priest Holmes	20-150	2
09/29/2002	Cleveland	[W 16-13]	Jamel White	16-105	1
10/06/2002	at New Orleans	[L 32-29]	Deuce McAllister	23-123	2
11/10/2002	Atlanta	[T 34-34]	Warrick Dunn	20-129	1
09/14/2003	at Kansas City	[L 41-20]	Priest Holmes	26-122	3
10/05/2003	Cleveland	[L 33-13]	William Green	33-115	0
12/14/2003	at N.Y. Jets	[L 6-0]	Curtis Martin	30-174	0
12/28/2003	at Baltimore	[L 13-10]	Jamal Lewis	27-114	1
10/03/2004	Cincinnati	[W 28-17]	Rudi Johnson	24-123	1
11/28/2005	at Indianapolis	[L 26-7]	Egerrin James	29-124	1
11/18/2007	at N.Y. Jets	[L 19-16]	Thomas Jones	30-117	0
12/16/2007	Jacksonville	[L 29-22]	Fred Taylor	25-147	1
12/27/2009	Baltimore	[W 23-20]	Ray Rice	30-141	0
09/11/2011	at Baltimore	[L 35-7]	Ray Rice	19-107	1
10/02/2011	at Houston	[L 17-10]	Arian Foster	30-155	1
12/24/2011	St. Louis	[W 27-0]	Steven Jackson	24-103	0
09/23/2012	at Oakland	[L 34-31]	Darren McFadden	18-113	1
11/12/2012	Kansas City	[W 16-13]	Jamaal Charles	23-100	1
09/29/2013*	at Minnesota	[L 34-27]	Adrian Peterson	23-140	2
10/27/2013	at Oakland	[L 21-18]	Terrelle Pryor	9-106	1
11/03/2013	at New England	[L 55-31]	Stevan Ridley	26-115	2
12/08/2013	Miami	[L 34-28]	Daniel Thomas	16-105	1
09/07/2014	Cleveland	[W 30-27]	Terrance West	16-100	0
10/20/2014	Houston	[W 30-23]	Arian Foster	20-102	0
11/30/2014	New Orleans	[L 35-32]	Mark Ingram	23-122	0
12/28/2014	Cincinnati	[W 27-17]	Jeremy Hill	23-100	0
10/01/2015	Baltimore	[L 23-20 OT]	Justin Forsett	27-150	0
10/25/2015	at Kansas City	[L 23-13]	Charcandrick West	22-110	1
10/16/2016	at Miami	[L 30-15]	Jay Ajayi	25-204	2
10/23/2016	New England	[L 27-16]	LeGarrette Blount	24-127	2
11/13/2016	Dallas	[L 35-30]	Ezekiel Elliott	21-114	2
01/01/2017	Cleveland	[W 27-24]	Isaiah Crowell	19-152	0
09/24/2017	at Chicago	[L 23-17 OT]	Jordan Howard	23-140	2
10/08/2017	Jacksonville	[L 30-9]	Leonard Fournette	28-181	2
12/10/2017	Baltimore	[W 39-38]	Alex Collins	18-120	1
12/25/2017	at Houston	[W 34-6]	Alfred Blue	16-108	0
01/14/2018*	Jacksonville	[L 45-42]	Leonard Fournette	25-109	3
11/25/2018	at Denver	[L 24-17]	Phillip Lindsay	14-110	1
12/30/2018	Cincinnati	[W 16-13]	Joe Mixon	13-105	0
12/29/2019	at Baltimore	[L 28-10]	Gus Edwards	21-130	0
11/01/2020	at Baltimore	[W 28-24]	J.K. Dobbins	15-113	0
01/03/2021	at Cleveland	[L 24-22]	Nick Chubb	14-108	1
10/17/2021	vs. Seattle	[W 23-20, ot]	Alex Collins	20-101	1
11/14/2021	vs. Detroit	[T 16-16]	D'Andre Swift	33-130	0
11/28/2021	at Cincinnati	[L 41-10]	Joe Mixon	28-165	2
12/09/2021	at Minnesota	[L 36-28]	Dalvin Cook	27-205	2
12/19/2021	vs. Tennessee	[W 19-13]	D'Onta Foreman	22-108	0
09/22/2022	at Cleveland	[L 29-17]	Nick Chubb	23-113	1
12/11/2022	vs. Baltimore	[L 16-14]	J.K. Dobbins	15-120	1
09/10/2023	vs. San Francisco	[L 30-7]	Christian McCaffrey	22-152	1
09/18/2023	vs. Cleveland	[W 26-22]	Jerome Ford	16-106	0
12/03/2023	vs. Arizona	[L 24-10]	James Conner	25-105	2

*AFC Playoff Game

*Game at Wembley Stadium (London)

Total number of Opponent 100-yard rushers: 123

Total Games with Opponent 100-Yard Rushers: 123 Wins: 34 Losses: 31 Ties: 3

Total Home Games with Opponent 100-Yard Rushers: 54 Wins: 24 Losses: 28 Ties: 2

Total Away Games with Opponent 100-Yard Rushers: 68 Wins: 11 Losses: 56 Ties: 1

Total Neutral Games with Opponent 100-Yard Rushers: 1 Wins: 0 Losses: 1 Ties: 0

STEELERS 100-Yard Receiving Games

100-Yard Receiving Games by Steelers

Date	Opponent	Before 1970 NFL Merger			
		Score	Player	Rec./Yards	TDs
10/10/1948	Washington	[W 10-7]	Val Jansante	6-104	0
12/12/1948	at L.A. Rams	[L 31-14]	Val Jansante	6-104	0
09/25/1949	N.Y. Giants	[W 28-7]	Elbie Nickel	4-107	1
10/30/1949	Philadelphia	[L 38-7]	Val Jansante	8-110	1
12/04/1949	at Chicago Bears	[L 30-21]	Elbie Nickel	7-192	1
10/01/1951	N.Y. Giants	[T 13-13]	Lynn Chandnois	3-104	0
10/14/1951	San Francisco	[L 28-24]	Elbie Nickel	5-149	2
12/16/1951	at Washington	[W 20-10]	Henry Minarik	8-121	0
11/09/1952	Detroit	[L 31-6]	Lynn Chandnois	8-109	0
11/16/1952	at Cleveland	[L 29-28]	Ray Mathews	5-126	2
		[L 29-28]	Elbie Nickel	9-120	1
11/30/1952	N.Y. Giants	[W 63-7]	Dick Hensley	7-154	2
12/14/1952	at L.A. Rams	[L 28-14]	Elbie Nickel	10-202	1
09/27/1953	at Detroit	[L 38-21]	Elbie Nickel	6-107	2
10/11/1953	Chicago Cardinals	[W 31-28]	Lynn Chandnois	6-110	0
11/08/1953	at Cleveland	[L 34-16]	Ray Mathews	4-113	1
10/17/1954	Cleveland	[W 55-27]	Ray Mathews	5-152	3
11/05/1955	at Chicago Cardinals	[L 27-13]	Ray Mathews	6-156	1
11/13/1955	Detroit	[L 31-28]	Lynn Chandnois	8-108	0
11/27/1955	Washington	[L 23-14]	Sid Watson	7-128	1

10/28/1956	at Cleveland	[W 24-16]	Lowell Perry	2-112	1
11/25/1956	at Chicago Cardinals	[L 38-27]	Ray Mathews	7-119	1
11/03/1957	at Baltimore	[W 19-13]	Ray Mathews	6-165	2
10/26/1958	at N.Y. Giants	[L 17-6]	Tank Younger	6-165	0
11/02/1958	Washington	[W 24-16]	Jimmy Orr	5-133	1
11/09/1958	at Philadelphia	[W 31-24]	Ray Mathews	3-115	1
		[W 31-24]	Tom Tracy	5-116	3
11/23/1958	at Chicago Cardinals	[W 27-20]	Jimmy Orr	3-116	1
		[W 27-20]	Tom Tracy	5-125	0
11/30/1958	Chicago Bears	[W 24-10]	Jimmy Orr	5-163	1
12/07/1958	at Washington	[T 14-14]	Jimmy Orr	4-123	1
12/13/1958	Chicago Cardinals	[W 38-21]	Tom Tracy	7-106	0
		[W 38-21]	Jack McClairien	9-139	0
		[W 38-21]	Jimmy Orr	6-205	3
10/04/1959	Washington	[L 23-17]	Pete Brewster	8-123	1
10/25/1959	N.Y. Giants	[L 21-16]	Buddy Dial	4-146	1
12/06/1959	at Chicago Bears	[L 27-21]	Buddy Dial	4-106	1
09/24/1960	at Dallas	[W 35-28]	Preston Carpenter	5-116	2
10/02/1960	at Cleveland	[L 28-20]	Preston Carpenter	3-100	0
10/23/1960	at Washington	[T 27-27]	Buddy Dial	7-187	1
11/13/1960	at N.Y. Giants	[L 27-24]	Buddy Dial	4-121	1
09/17/1961	at Dallas	[L 27-24]	Buddy Dial	5-137	1
10/22/1961	Cleveland	[L 30-28]	Buddy Dial	9-235	2
11/05/1961	at Cleveland	[W 17-13]	Bob Schnelker	7-160	1
11/12/1961	Dallas	[W 37-7]	Buddy Dial	6-148	2
11/19/1961	at N.Y. Giants	[L 42-21]	Buddy Dial	7-117	2
12/17/1961	at St. Louis	[L 20-0]	Red Mack	5-101	0
10/21/1962	Dallas	[L 42-27]	Buddy Dial	9-157	2
11/04/1962	Minnesota	[W 39-31]	Buddy Dial	6-103	0
12/02/1962	St. Louis	[W 19-7]	Buddy Dial	7-186	0
12/16/1962	at Washington	[W 27-24]	Buddy Dial	2-101	1
09/15/1963	at Philadelphia	[T 21-21]	Buddy Dial	7-116	0
10/05/1963	at Cleveland	[L 35-23]	Red Mack	6-130	0
		[L 35-23]	Buddy Dial	7-144	2
10/13/1963	at St. Louis	[L 24-23]	Red Mack	3-124	1
10/20/1963	Washington	[W 38-27]	Buddy Dial	6-155	1
10/27/1963	Dallas	[W 27-21]	Red Mack	3-129	1
		[W 27-21]	Buddy Dial	7-162	3
11/10/1963	Cleveland	[W 9-7]	Buddy Dial	5-114	0
11/17/1963	at Washington	[W 34-28]	Gary Ballman	8-161	1
12/01/1963	Philadelphia	[T 20-20]	Gary Ballman	7-128	2
12/08/1963	at Dallas	[W 24-19]	Buddy Dial	2-103	1
12/15/1963	at N.Y. Giants	[L 33-17]	Gary Ballman	6-104	1
09/27/1964	Dallas	[W 23-17]	Gary Ballman	5-135	1
11/08/1964	at St. Louis	[L 34-30]	Gary Ballman	6-125	2
11/22/1964	at N.Y. Giants	[W 44-17]	Gary Ballman	5-117	1
11/29/1964	St. Louis	[L 21-20]	Clendon Thomas	4-113	0
10/31/1965	Dallas	[W 22-13]	Gary Ballman	3-120	2
11/14/1965	at Dallas	[L 24-17]	Roy Jefferson	4-108	0
11/28/1965	Cleveland	[L 42-21]	Gary Ballman	3-118	1
12/12/1965	Philadelphia	[L 47-13]	Gary Ballman	9-163	1
09/11/1966	N.Y. Giants	[T 34-34]	Gary Ballman	5-114	1
09/25/1966	Washington	[L 33-27]	Gary Ballman	2-128	2
11/13/1966	St. Louis	[W 30-9]	Roy Jefferson	4-105	1
12/18/1966	at Atlanta	[W 57-33]	Roy Jefferson	5-142	1
10/07/1967	at Cleveland	[L 21-10]	Dick Compton	10-108	0
10/22/1967	Dallas	[L 24-21]	J.R. Wilburn	12-142	1
11/19/1967	at N.Y. Giants	[L 28-20]	Roy Jefferson	5-129	1
12/03/1967	at Detroit	[W 24-14]	J.R. Wilburn	6-135	1
12/10/1967	Washington	[L 15-10]	J.R. Wilburn	9-133	0
09/15/1968	N.Y. Giants	[L 34-20]	Roy Jefferson	5-113	0
11/03/1968	at Atlanta	[W 41-21]	Roy Jefferson	11-199	4
11/10/1968	at St. Louis	[T 28-28]	J.R. Wilburn	6-117	0
11/24/1968	San Francisco	[L 45-28]	Roy Jefferson	8-132	2
12/15/1968	at New Orleans	[L 24-14]	Roy Jefferson	6-139	1
09/28/1969	at Philadelphia	[L 41-27]	Roy Jefferson	7-123	1
10/05/1969	St. Louis	[L 27-14]	Roy Jefferson	9-115	2
10/18/1969	at Cleveland	[L 42-31]	Roy Jefferson	7-110	2
11/02/1969	Green Bay	[L 38-34]	Roy Jefferson	7-164	2
12/14/1969	N.Y. Giants	[L 21-17]	Roy Jefferson	5-112	2

Before 1970 NFL Merger

Total number of 100-yard receivers: 90

Total games: 83 Wins: 31 Losses: 45 Ties: 7

Total Home games: 40 Wins: 17 Losses: 20 Ties: 3

Total Away games: 43 Wins: 14 Losses: 25 Ties: 4

Since 1970 NFL Merger

Date	Opponent	Score	Player	Rec./Yards	TDs
09/27/1970	at Denver	[L 16-13]	Ron Shanklin	6-123	0
11/29/1970	Cleveland	[W 28-9]	John Fuqua	4-116	1
		[W 28-9]	Ron Shanklin	3-121	2
12/06/1970	Green Bay	[L 20-12]	Dave Smith	3-111	1
09/19/1971	at Chicago	[L 17-15]	Ron Shanklin	6-113	0
09/26/1971	Cincinnati	[W 21-10]	Dave Smith	8-162	1
10/22/1972	New England	[W 33-3]	Ron Shanklin	5-111	1
11/19/1972	at Cleveland	[L 26-24]	Ron Shanklin	5-108	0
12/03/1972	Cleveland	[W 30-0]	John McMakin	3-113	1
10/28/1973	Cincinnati	[W 20-13]	Ron Shanklin	3-104	1
12/14/1974	Cincinnati	[W 27-3]	John Stallworth	6-105	1
09/28/1975	Buffalo	[L 30-21]	John Stallworth	3-103	0
10/05/1975	at Cleveland	[W 42-6]	Lynn Swann	5-126	1
		[W 42-6]	John Stallworth	4-109	1
11/02/1975	at Cincinnati	[W 30-24]	Lynn Swann	6-116	2

01/18/1976***	Dallas	[W 21-17]	Lynn Swann	4-161	1
12/19/1976*	at Baltimore	[W 40-14]	Frank Lewis	2-103	1
10/09/1977	at Houston	[L 27-10]	Lynn Swann	6-102	0
11/13/1977	Cleveland	[W 35-31]	John Stallworth	6-126	2
		[W 35-31]	Lynn Swann	5-129	1
09/17/1978	at Cincinnati	[W 28-3]	Bennie Cunningham	4-107	1
10/01/1978	at N.Y. Jets	[W 28-17]	Lynn Swann	7-100	2
10/08/1978	Atlanta	[W 31-7]	John Stallworth	6-114	1
10/23/1978	Houston	[L 24-17]	Randy Grossman	9-116	0
11/27/1978	at San Francisco	[W 24-7]	Lynn Swann	8-134	2
12/30/1978*	Denver	[W 33-10]	John Stallworth	10-156	
01/21/1979***	at Dallas	[W 35-31]	John Stallworth	3-115	2
		[W 35-31]	Lynn Swann	7-124	1
09/30/1979	at Philadelphia	[L 17-14]	John Stallworth	5-102	1
10/14/1979	at Cincinnati	[L 34-10]	John Stallworth	6-126	1
11/04/1979	Washington	[W 38-7]	Lynn Swann	5-106	0
		[W 38-7]	John Stallworth	6-126	2
12/02/1979	Cincinnati	[W 37-17]	Lynn Swann	5-192	2
01/20/1980***	L.A. Rams	[W 31-19]	John Stallworth	3-121	1
09/07/1980	Houston	[W 31-17]	John Stallworth	5-125	1
09/28/1980	Chicago	[W 38-3]	Jim Smith	6-131	3
10/05/1980	at Minnesota	[W 23-17]	Lynn Swann	6-107	0
10/20/1980	Oakland	[L 45-34]	Jim Smith	6-102	2
		[L 45-34]	Theo Bell	5-114	1
10/26/1980	at Cleveland	[L 27-26]	Theo Bell	4-125	0
11/16/1980	Cleveland	[W 16-13]	Lynn Swann	9-138	1
11/30/1980	Miami	[W 23-10]	Theo Bell	4-173	0
12/22/1980	at San Diego	[L 26-17]	Theo Bell	5-127	0
09/06/1981	Kansas City	[L 37-33]	John Stallworth	6-107	0
09/20/1981	N.Y. Jets	[W 38-10]	John Stallworth	8-134	0
10/04/1981	at New Orleans	[W 20-6]	John Stallworth	7-158	1
10/26/1981	Houston	[W 26-13]	Jim Smith	5-100	1
11/15/1981	at Atlanta	[W 34-20]	John Stallworth	6-127	2
09/13/1982	at Dallas	[W 36-28]	John Stallworth	7-137	1
12/05/1982	Kansas City	[W 35-14]	John Stallworth	4-107	2
01/02/1983	Cleveland	[W 37-21]	Lynn Swann	5-114	0
01/09/1983*	San Diego	[L 31-28]	John Stallworth	8-116	1
11/13/1983	at Baltimore	[W 24-13]	Calvin Sweeney	6-104	1
09/02/1984	Kansas City	[L 37-27]	John Stallworth	8-167	1
		[L 37-27]	Louis Lipps	6-183	2
09/16/1984	L.A. Rams	[W 24-14]	John Stallworth	6-100	0
10/01/1984	Cincinnati	[W 38-17]	John Stallworth	6-119	0
10/21/1984	at Indianapolis	[L 17-16]	John Stallworth	5-101	0
11/04/1984	Houston	[W 35-7]	John Stallworth	4-109	3
11/25/1984	San Diego	[W 52-24]	John Stallworth	7-116	3
	San Diego	[W 52-24]	Louis Lipps	7-118	1
12/02/1984	at Houston	[L 23-20]	John Stallworth	6-113	0
01/06/1985**	at Miami	[L 45-28]	John Stallworth	4-111	2
09/08/1985	Indianapolis	[W 45-3]	Louis Lipps	9-154	3
09/30/1985	Cincinnati	[L 37-24]	John Stallworth	11-151	1
		[L 37-24]	Louis Lipps	5-100	1
11/10/1985	at Kansas City	[W 36-28]	John Stallworth	7-126	1
11/24/1985	Washington	[L 30-23]	Louis Lipps	5-121	1
12/01/1985	Denver	[L 31-23]	Calvin Sweeney	8-119	0
12/15/1985	Buffalo	[W 30-24]	Louis Lipps	4-116	1
12/07/1986	Detroit	[W 27-17]	Louis Lipps	8-150	2
10/04/1987	at Atlanta	[W 28-12]	Joey Clinkscales	6-150	1
10/25/1987	Cincinnati	[W 23-20]	John Stallworth	7-100	1
09/25/1988	at Buffalo	[L 36-28]	Weegie Thompson	4-118	1
10/16/1988	Houston	[L 34-14]	Louis Lipps	8-109	0
11/13/1988	Philadelphia	[L 27-26]	Louis Lipps	6-171	1
12/04/1988	at Houston	[W 37-34]	Louis Lipps	4-166	2
09/17/1989	at Cincinnati	[L 41-10]	Louis Lipps	5-122	0
10/01/1989	at Detroit	[W 23-3]	Louis Lipps	7-126	1
10/29/1989	Kansas City	[W 23-17]	Louis Lipps	7-130	2
11/12/1989	Chicago	[L 20-0]	Louis Lipps	4-112	0
12/24/1989	at Tampa Bay	[W 31-22]	Louis Lipps	4-137	2
10/14/1990	at Denver	[W 34-17]	Louis Lipps	9-141	1
12/30/1990	at Houston	[L 34-14]	Eric Green (TE)	7-105	0
09/01/1991	San Diego	[W 26-20]	Dwight Stone	4-124	1
09/22/1991	at Philadelphia	[L 23-14]	Eric Green (TE)	8-158	1
09/13/1992	N.Y. Jets	[W 27-10]	Jeff Graham	6-146	0
09/27/1992	at Green Bay	[L 17-3]	Dwight Stone	5-101	0
10/19/1992	Cincinnati	[W 20-0]	Jeff Graham	7-115	0
10/24/1993	at Cleveland	[L 28-23]	Eric Green (TE)	6-108	0
11/28/1993	at Houston	[L 23-3]	Jeff Graham	8-102	0
12/19/1993	Houston	[L 26-17]	Jeff Graham	7-192	0
12/26/1993	at Seattle	[L 16-6]	Eric Green (TE)	7-119	0
12/26/1993	at Seattle	[L 16-6]	Dwight Stone	4-100	0
12/24/1994	at San Diego	[L 37-34]	Charles Johnson	4-165	2
01/07/1995*	Cleveland	[W 29-9]	Ernie Mills	5-117	0
01/15/1995**	San Diego	[L 17-13]	Ernie Mills	8-106	0
09/24/1995	Minnesota	[L 44-24]	Yancey Thigpen	10-141	1
10/08/1995	at Jacksonville	[L 20-16]	Yancey Thigpen	6-160	0
11/05/1995	at Chicago	[W 37-34]	Yancey Thigpen	10-108	0
11/26/1995	at Cleveland	[W 20-17]	Yancey Thigpen	5-106	0
10/07/1996	at Kansas City	[W 17-7]	Charles Johnson	6-125	0
10/20/1996	at Houston	[L 23-13]	Charles Johnson	5-155	1
10/27/1996	at Atlanta	[W 20-17]	Charles Johnson	8-110	0
12/01/1996	at Baltimore	[L 31-17]	Charles Johnson	8-117	0
12/29/1996*	Indianapolis	[W 42-14]	Charles Johnson	5-109	0
10/05/1997	at Baltimore	[W 42-34]	Yancey Thigpen	7-162	0

10/19/1997		at Cincinnati	[W 26-10]	Yancey Thigpen	6-120	1
10/26/1997		Jacksonville	[W 23-17]	Yancey Thigpen	11-196	0
11/09/1997		Baltimore	[W 37-0]	Yancey Thigpen	6-130	1
11/16/1997		Cincinnati	[W 20-3]	Yancey Thigpen	5-101	1
11/23/1997		at Philadelphia	[L 23-20]	Charles Johnson	7-106	0
12/07/1997		Denver	[W 35-24]	Yancey Thigpen	6-175	3
11/01/1998		Tennessee	[L 41-31]	Courtney Hawkins	14-147	1
			[L 41-31]	Charles Johnson	9-115	3
01/02/2000		Tennessee	[L 47-36]	Bobby Shaw	7-131	1
10/29/2001		Tennessee	[W 34-7]	Plaxico Burress	6-151	0
11/18/2001		Jacksonville	[W 20-7]	Hines Ward	9-112	1
11/25/2001		at Tennessee	[W 34-24]	Plaxico Burress	8-114	1
12/09/2001		N.Y. Jets	[W 18-7]	Hines Ward	10-124	0
12/16/2001		at Baltimore	[W 26-21]	Plaxico Burress	8-164	1
			[W 26-21]	Bobby Shaw	2-100	1
12/30/2001		at Cincinnati	[L 26-23]	Plaxico Burress	6-102	2
09/29/2002		Cleveland	[W 16-13]	Hines Ward	9-104	0
10/13/2002		at Cincinnati	[W 34-7]	Plaxico Burress	8-149	0
11/10/2002		Atlanta	[T 34-34]	Plaxico Burress	9-253	2
			[T 34-34]	Hines Ward	11-139	1
11/17/2002		at Tennessee	[L 31-23]	Hines Ward	10-168	2
11/24/2002		Cincinnati	[W 29-21]	Hines Ward	5-125	1
12/15/2002		Carolina	[W 30-14]	Plaxico Burress	6-120	1
12/23/2002		at Tampa Bay	[W 17-7]	Plaxico Burress	5-127	0
01/05/2003*		Cleveland	[W 36-33]	Plaxico Burress	6-100	1
			[W 36-33]	Hines Ward	11-104	1
09/07/2003		Baltimore	[W 34-15]	Plaxico Burress	6-116	0
09/14/2003		at Kansas City	[L 41-20]	Plaxico Burress	7-115	1
			[L 41-20]	Hines Ward	9-146	0
11/30/2003		Cincinnati	[L 24-20]	Plaxico Burress	8-112	0
			[L 24-20]	Hines Ward	13-149	1
09/19/2004		at Baltimore	[L 30-13]	Hines Ward	6-151	1
10/10/2004		Cleveland	[W 34-23]	Plaxico Burress	6-136	1
12/18/2004		at N.Y. Giants	[W 33-30]	Antwaan Randle El	5-149	1
			[W 33-30]	Hines Ward	9-134	0
01/15/2005*		N.Y. Jets	[W 20-17]	Hines Ward	10-105	1
01/23/2005**		New England	[L 41-27]	Hines Ward	5-109	1
09/25/2005		New England	[L 23-20]	Hines Ward	4-110	2
11/13/2005		Cleveland	[W 34-21]	Hines Ward	8-124	1
12/04/2005		Cincinnati	[L 38-31]	Hines Ward	9-135	2
12/24/2005		at Cleveland	[W 41-0]	Hines Ward	7-105	1
01/08/2006*		at Cincinnati	[W 31-17]	Cedrick Wilson	3-104	1
02/05/2006***		Seattle	[W 21-10]	Hines Ward	5-123	1
09/07/2006		Miami	[W 28-17]	Heath Miller (TE)	3-101	1
10/22/2006		at Atlanta	[L 41-38]	Hines Ward	8-171	3
11/05/2006		Denver	[L 31-20]	Hines Ward	7-127	0
12/31/2006		at Cincinnati	[W 23-17]	Santonio Holmes	4-124	1
09/30/2007		at Arizona	[L 21-14]	Santonio Holmes	6-128	2
11/05/2007		Baltimore	[W 38-7]	Santonio Holmes	4-110	2
12/20/2007		at St. Louis	[W 41-24]	Santonio Holmes	4-133	0
01/05/2008*		Jacksonville	[L 31-29]	Hines Ward	10-135	0
11/09/2008		Indianapolis	[L 24-20]	Hines Ward	8-112	0
11/16/2008		San Diego	[W 11-10]	Hines Ward	11-124	0
12/14/2008		at Baltimore	[W 13-9]	Hines Ward	8-107	0
12/21/2008		at Tennessee	[L 31-14]	Hines Ward	7-109	1
02/01/2009***		at Arizona	[W 27-23]	Santonio Holmes	9-131	1
09/10/2009		Tennessee	[W 13-10]	Santonio Holmes	9-131	1
			[W 13-10]	Hines Ward	8-103	0
09/27/2009		at Cincinnati	[L 23-20]	Mike Wallace	7-102	0
10/04/2009		San Diego	[W 38-28]	Hines Ward	8-113	0
10/18/2009		Cleveland	[W 27-14]	Santonio Holmes	5-104	0
			[W 27-14]	Hines Ward	8-159	1
11/22/2009		at Kansas City	[L 27-24]	Hines Ward	10-128	1
12/06/2009		Oakland	[L 27-24]	Santonio Holmes	8-149	1
12/20/2009		Green Bay	[W 37-36]	Heath Miller (TE)	7-118	0
			[W 37-36]	Hines Ward	7-126	0
09/12/2010		Atlanta	[W 15-9]	Hines Ward	6-108	0
09/26/2010		at Tampa Bay	[W 38-13]	Mike Wallace	3-100	2
10/24/2010		at Miami	[W 23-22]	Hines Ward	7-131	1
11/08/2010		at Cincinnati	[W 27-21]	Mike Wallace	5-110	1
11/14/2010		New England	[L 39-26]	Mike Wallace	8-136	2
11/21/2010		Oakland	[W 35-3]	Mike Wallace	3-116	1
11/28/2010		at Buffalo	[W 19-16]	Hines Ward	7-107	0
12/12/2010		Cincinnati	[W 23-7]	Hines Ward	8-115	0
12/19/2010		N.Y. Jets	[L 22-17]	Mike Wallace	7-102	0
12/23/2010		Carolina	[W 27-3]	Mike Wallace	4-104	1
01/02/2011		at Cleveland	[W 41-9]	Mike Wallace	3-105	1
09/11/2011		at Baltimore	[L 35-7]	Mike Wallace	8-107	0
09/18/2011		Seattle	[W 24-0]	Mike Wallace	8-126	1
09/25/2011		at Indianapolis	[W 23-20]	Mike Wallace	5-144	1
10/23/2011		at Arizona	[W 32-20]	Antonio Brown	7-102	0
			[W 32-20]	Mike Wallace	3-118	1
11/06/2011		Baltimore	[L 23-20]	Antonio Brown	5-109	0
12/08/2011		Cleveland	[W 14-3]	Antonio Brown	5-151	1
09/23/2012		at Oakland	[L 34-31]	Mike Wallace	8-123	1
10/11/2012		at Tennessee	[L 26-23]	Isaac Redman (RB)	4-105	0
12/09/2012		San Diego	[L 34-24]	Mike Wallace	7-112	2
09/22/2013		Chicago	[L 40-23]	Antonio Brown	9-196	2
09/29/2013*		at Minnesota	[L 34-27]	Jerricho Cotchery	5-103	1
11/10/2013		Buffalo	[W 23-10]	Antonio Brown	6-104	0
11/17/2013		Oakland	[W 37-27]	Antonio Brown	7-147	2
12/08/2013		Miami	[L 34-28]	Antonio Brown	5-138	1

12/22/2013	at Green Bay	[W 38-31]	Antonio Brown	6-105	0
09/07/2014	Cleveland	[W 30-27]	Antonio Brown	5-116	1
09/28/2014	Tampa Bay	[L 27-24]	Antonio Brown	7-131	2
10/12/2014	at Cleveland	[L 31-10]	Antonio Brown	7-118	0
10/26/2014	Indianapolis	[W 51-34]	Antonio Brown	10-133	2
		[W 51-34]	Heath Miller (TE)	7-112	1
11/02/2014	Baltimore	[W 43-23]	Antonio Brown	11-144	1
11/09/2014	at N.Y. Jets	[L 20-13]	Martavis Bryant	4-143	1
11/30/2014	New Orleans	[L 35-32]	Le'Veon Bell (RB)	8-159	0
12/07/2014	at Cincinnati	[W 42-21]	Antonio Brown	9-117	0
		[W 42-21]	Martavis Bryant	4-109	1
12/14/2014	at Atlanta	[W 27-20]	Antonio Brown	10-123	0
12/28/2014	Cincinnati	[W 27-17]	Antonio Brown	7-128	1
01/03/2015*	Baltimore	[L 30-17]	Antonio Brown	9-117	0
09/10/2015	at New England	[L 28-21]	Antonio Brown	9-133	1
09/20/2015	San Francisco	[W 43-18]	Antonio Brown	9-195	1
09/27/2015	at St. Louis	[W 12-6]	Antonio Brown	11-108	0
10/18/2015	Arizona	[W 25-13]	Martavis Bryant	6-137	2
10/25/2015	at Kansas City	[L 23-13]	Antonio Brown	6-124	0
11/01/2015	Cincinnati	[L 16-10]	Heath Miller (TE)	10-105	0
11/08/2015	Oakland	[W 38-35]	Antonio Brown	178-284&	0
11/15/2015	Cleveland	[W 30-9]	Antonio Brown	10-139	2
		[W 30-9]	Martavis Bryant	6-178	1
11/29/2015	at Seattle	[L 39-30]	Markus Wheaton	9-201	1
12/06/2015	Indianapolis	[W 45-10]	Antonio Brown	8-118	2
		[W 45-10]	Martavis Bryant	4-114	1
12/20/2015	Denver	[W 34-27]	Antonio Brown	16-189	2
01/03/2016	at Cleveland	[W 28-12]	Antonio Brown	13-187	1
01/09/2016*	at Cincinnati	[W 18-16]	Antonio Brown	7-119	0
01/17/2016*	at Denver	[L 23-16]	Martavis Bryant	9-154	0
09/12/2016	at Washington	[W 38-16]	Antonio Brown	8-126	2
09/25/2016	at Philadelphia	[L 34-3]	Antonio Brown	12-140	0
10/09/2016	N.Y. Jets	[W 31-13]	Sammie Coates	6-139	2
10/23/2016	New England	[L 27-16]	Antonio Brown	7-106	0
11/06/2016	at Baltimore	[L 21-14]	Eli Rogers	6-103	0
11/13/2016	Dallas	[L 35-30]	Antonio Brown	14-154	1
12/04/2016	N.Y. Giants	[W 24-14]	Ladarius Green (TE)	6-110	1
01/08/2017*	Miami	[W 30-12]	Antonio Brown	5-124	2
01/15/2017*	at Kansas City	[W 18-16]	Antonio Brown	6-108	0
09/10/2017	at Cleveland	[W 21-18]	Antonio Brown	11-182	0
09/24/2017	at Chicago	[L 23-17 OT]	Antonio Brown	10-110	1
10/08/2017	Jacksonville	[L 30-9]	Antonio Brown	10-157	0
10/15/2017	at Kansas City	[W 19-13]	Antonio Brown	8-155	1
10/29/2017	at Detroit	[W 20-15]	JuJu Smith-Schuster	7-193	1
11/16/2017	Tennessee	[W 40-17]	Antonio Brown	10-144	3
11/26/2017	Green Bay	[W 31-28]	Antonio Brown	10-169	2
12/04/2017	at Cincinnati	[W 23-20]	Le'Veon Bell (RB)	5-106	1
			Antonio Brown	8-101	1
12/10/2017	Baltimore	[W 39-38]	Antonio Brown	11-213	0
12/17/2017	New England	[L 27-24]	JuJu Smith-Schuster	6-114	0
12/31/2017	Cleveland	[W 28-24]	JuJu Smith-Schuster	9-143	1
01/14/2018*	Jacksonville	[L 45-42]	Antonio Brown	7-132	2
			Vance McDonald (TE)	10-112	0
09/09/2018	at Cleveland	[T 21-21 OT]	JuJu Smith-Schuster	5-119	0
09/16/2018	Kansas City	[L 42-37]	Jesse James (TE)	5-138	1
			JuJu Smith-Schuster	13-121	1
09/24/2018	at Tampa Bay	[W 30-27]	JuJu Smith-Schuster	9-116	0
			Vance McDonald (TE)	4-112	1
10/07/2018	Atlanta	[W 41-17]	Antonio Brown	6-101	2
10/14/2018	at Cincinnati	[W 28-21]	JuJu Smith-Schuster	7-111	0
			Antonio Brown	5-105	1
11/18/2018	at Jacksonville	[W 20-16]	Antonio Brown	5-117	1
			JuJu Smith-Schuster	8-104	0
11/25/2018	at Denver	[L 24-17]	JuJu Smith-Schuster	13-189	1
12/02/2018	LA Charger	[W 33-30]	Antonio Brown	10-154	1
12/09/2018	at Oakland	[L 24-21]	JuJu Smith-Schuster	8-130	2
12/23/2018	at New Orleans	[L 31-28]	Antonio Brown	14-185	2
			JuJu Smith-Schuster	11-115	0
10/28/2019	Miami	[W 27-14]	JuJu Smith-Schuster	5-103	1
12/01/2019	Cleveland	[W 20-13]	James Washington	4-111	1
10/11/2020	Philadelphia	[W 38-29]	Chase Claypool	7-110	3
11/15/2020	Cincinnati	[W 36-10]	Diontae Johnson	6-116	1
11/22/2020	at Jacksonville	[W 27-3]	Diontae Johnson	12-111	0
01/03/2021	at Cleveland	[L 24-22]	Chase Claypool	5-101	1
01/10/2021*	Cleveland	[L 48-37]	JuJu Smith-Schuster	13-157	1
		[L 48-37]	Diontae Johnson	11-117	0
09/19/2021	Las Vegas	[L 26-17]	Diontae Johnson	9-105	0
09/26/2021	Cincinnati	[L 24-10]	Najee Harris	14-104	0
10/10/2021	Denver	[W 27-19]	Chase Claypool	5-130	1
10/02/2022	N.Y. Jets	[L 24-20]	George Pickens	6-102	0
09/18/2023	Cleveland	[W 26-22]	George Pickens	4-127	1
10/08/2023	Baltimore	[W 17-10]	George Pickens	6-130	1
10/22/2023	LA Rams	[W 24-17]	George Pickens	5-107	0
11/26/2023	Cincinnati	[W 16-10]	Pat Freiermuth	9-120	0
12/23/2023	Cincinnati	[W 34-11]	George Pickens	4-195	2
12/31/2023	Seattle	[W 30-23]	George Pickens	7-131	0

*AFC Playoff Game

**AFC Championship Game

***Super Bowl

^Game at Wembley Stadium (London)

&Team Record

Since 1970 NFL Merger

Total number of 100-yard receivers: 277

Total games: 246 Wins: 148 Losses: 96 Ties: 2

Total Home games: 134 Wins: 87 Losses: 46 Ties: 1

Total Away games: 106 Wins: 56 Losses: 49 Ties: 1

Neutral games: 6 Wins: 5 Losses: 1

100-Yard Receiving Games by Opponents

Date	Opponent	Before 1970 NFL Merger		Rec./Yards	TDs
		Score	Player		
09/26/1948	at Washington	[L 17-14]	Hal Crisler	6-130	0
11/14/1948	Chicago Cardinals	[L 24-7]	Mal Kutner	6-126	1
11/28/1948	at Philadelphia	[L 17-0]	Pete Pihos	7-112	1
10/03/1949	Washington	[L 27-14]	Hugh Taylor	5-111	2
10/23/1949	N.Y. Bulldogs	[W 24-13]	Bill Chipley		
10/01/1950	at Washington	[W 26-7]	Hugh Taylor		
10/22/1950	Philadelphia	[L 17-10]	Jack Ferrante	5-118	0
12/10/1950	Chicago Cardinals	[W 28-7]	Bob Shaw	7-128	1
10/14/1951	San Francisco	[W 24-7]	J.R. Boone	5-101	0
09/28/1952	Philadelphia	[L 31-25]	Bud Grant	4-135	1
10/12/1952	at Philadelphia	[L 26-21]	Bud Grant	5-111	1
10/19/1952	Washington	[L 28-24]	Hugh Taylor	3-111	2
10/26/1952	at Chicago Cardinals	[W 34-28]	Ollie Matson	3-121	3
11/02/1952	at Washington	[W 24-23]	Hugh Taylor	4-139	1
11/16/1952	at Cleveland	[L 29-28]	Dante Lavelli	6-107	2
12/07/1952	at San Francisco	[W 24-7]	J.R. Boone	5-101	0
12/14/1952	at L.A. Rams	[L 28-14]	Elroy Hirsch	4-108	1
		[L 28-14]	Tom Fears	10-122	2
09/27/1953	at Detroit	[L 38-21]	Cloyce Box	5-143	0
11/15/1953	at N.Y. Giants	[W 14-10]	Cliff Anderson	7-128	0
10/02/1954	Washington	[W 37-7]	Hugh Taylor	8-111	0
10/17/1954	Cleveland	[W 55-27]	Dante Lavelli	7-134	2
10/23/1954	Philadelphia	[W 17-7]	Pete Pihos	7-111	1
11/28/1954	Chicago Cardinals	[W 20-17]	Ollie Matson	5-161	1
12/05/1954	at N.Y. Giants	[L 24-3]	Kyle Rote	5-147	1
10/02/1955	at L.A. Rams	[L 27-26]	Bob Boyd	3-114	1
10/09/1955	N.Y. Giants	[W 30-23]	Kyle Rote	3-114	2
11/13/1955	Detroit	[L 31-28]	Dave Middleton	5-102	1
10/14/1956	Philadelphia	[L 35-21]	Bobby Walston	4-108	1
10/21/1956	at N.Y. Giants	[L 38-10]	Frank Gifford	7-100	0
09/28/1958	at San Francisco	[L 23-20]	R.C. Owens	9-103	0
10/05/1958	Cleveland	[L 45-12]	Preston Carpenter	7-131	1
11/02/1958	Washington	[W 24-16]	Joe Walton	4-106	1
12/13/1958	Chicago Cardinals	[W 38-21]	Joe Childress	8-118	0
10/04/1959	Washington	[L 23-17]	Bill Anderson	3-106	1
10/25/1959	N.Y. Giants	[L 21-16]	Frank Gifford	4-135	2
11/22/1959	at Cleveland	[W 21-20]	Ray Renfro	5-161	3
09/24/1960	at Dallas	[W 35-28]	Jim Doran	4-154	2
10/02/1960	at Cleveland	[L 28-20]	Rich Kretting	3-157	1
10/09/1960	N.Y. Giants	[L 19-17]	Kyle Rote	7-116	1
11/06/1960	at Philadelphia	[L 34-7]	Tommy McDonald	8-141	3
11/20/1960	Cleveland	[W 14-10]	Gern Nagler	10-177	0
12/11/1960	Philadelphia	[W 27-21]	Timmy Brown	3-112	1
12/18/1960	at St. Louis Cardinals	[L 38-7]	Sonny Randle	5-115	3
09/17/1961	at Dallas	[L 27-24]	Billy Howton	6-138	1
10/29/1961	San Francisco	[W 20-10]	R.C. Owens	6-122	0
11/19/1961	at N.Y. Giants	[L 42-21]	Kyle Rote	6-129	2
11/26/1961	St. Louis Cardinals	[W 30-27]	Sonny Randle	7-113	1
09/30/1962	N.Y. Giants	[L 31-27]	Alex Webster	5-101	1
10/21/1962	Dallas	[L 42-27]	Lee Folkins	5-123	1
11/04/1962	Minnesota	[W 39-31]	Charley Ferguson	4-106	2
11/11/1962	at St. Louis Cardinals	[W 26-17]	Bobby Joe Conrad	4-101	0
12/02/1962	St. Louis Cardinals	[W 19-7]	Bobby Joe Conrad	7-106	0
12/09/1962	at Philadelphia	[W 26-17]	Pete Retzlaff	7-122	2
12/16/1962	at Washington	[W 27-24]	Dick James	5-140	2
09/15/1963	at Philadelphia	[T 21-21]	Tommy McDonald	7-179	2
10/13/1963	at St. Louis Cardinals	[L 24-23]	Jackie Smith	9-212	2
10/20/1963	Washington	[W 38-27]	Bobby Mitchell	4-173	0
10/27/1963	Dallas	[W 27-21]	Billy Howton	7-103	1
11/17/1963	at Washington	[W 34-28]	Gary Ballman	8-161	1
11/24/1963	Chicago	[T 17-17]	Mike Ditka	7-146	0
12/15/1963	at N.Y. Giants	[L 33-17]	Del Shofner	3-110	1
09/27/1964	Dallas	[W 23-17]	Frank Clarke	7-110	1
10/04/1964	at Philadelphia	[L 21-7]	Timmy Brown	2-110	2
10/25/1964	Philadelphia	[L 34-10]	Red Mack	3-104	1
12/13/1964	at Dallas	[L 17-14]	Buddy Dial	5-100	0
09/19/1965	Green Bay	[L 41-9]	Boyd Dowler	6-104	0
11/07/1965	at St. Louis Cardinals	[L 21-17]	Billy Gambrell	3-100	1
09/11/1966	N.Y. Giants	[T 34-34]	Homer Jones	2-173	2
10/02/1966	at Washington	[L 24-10]	Bobby Mitchell	6-150	2
11/13/1966	St. Louis Cardinals	[W 30-9]	Jackie Smith	5-106	0
12/11/1966	at N.Y. Giants	[W 47-28]	Homer Jones	3-111	1
12/18/1966	at Atlanta	[W 57-33]	Alex Hawkins	5-104	0
10/01/1967	at Philadelphia	[L 34-24]	Ben Hawkins	8-187	2
10/15/1967	N.Y. Giants	[L 27-24]	Joe Morrison	6-125	2
10/22/1967	Dallas	[L 24-21]	Bob Hayes	7-170	2
10/29/1967	at New Orleans	[W 14-10]	Danny Abramowicz	12-156	0
09/15/1968	N.Y. Giants	[L 34-20]	Homer Jones	3-101	0
09/22/1968	at L.A. Rams	[L 45-10]	Bernie Casey	3-108	2
10/27/1968	Philadelphia	[W 6-3]	Ben Hawkins	7-108	0
11/10/1968	at St. Louis Cardinals	[T 28-28]	Bobby Joe Conrad	5-133	1
		[T 28-28]	Dave Williams	5-114	2
		[T 28-28]	Jackie Smith	5-105	0

11/17/1968	Cleveland	[L 45-24]	Milt Morin	5-103	1
11/24/1968	San Francisco	[L 45-28]	John David Crow	4-144	1
12/08/1968	at Dallas	[L 28-7]	Lance Rentzel	2-100	1
12/15/1968	at New Orleans	[L 24-14]	Dave Parks	6-103	0
09/28/1969	at Philadelphia	[L 41-27]	Ben Hawkins	7-145	4
10/05/1969	St. Louis Cardinals	[L 27-14]	John Gilliam	10-197	1
10/18/1969	at Cleveland	[L 42-31]	Gary Collins	7-103	2
11/02/1969	Green Bay	[L 38-34]	Carroll Dale	7-134	1
11/16/1969	Cleveland	[L 24-3]	Paul Warfield	5-132	1
12/21/1969	at New Orleans	[L 27-24]	Danny Abramowicz	8-129	0

Before 1970 NFL Merger (Since 1948)

Total number of Opponent 100-yard receivers: 93

Total Games with Opponents 100-Yards Receiving: 90 Wins: 50 Losses: 34 Ties: 6

Total Home Games with Opponents 100-Yards Receiving: 46 Wins: 24 Losses: 20 Ties: 2

Total Away Games with Opponents 100-Yards Receiving: 44 Wins: 26 Losses: 14 Ties: 4

Since 1970 NFL Merger

Date	Opponent	Score	Player	Rec./Yards	TDs
10/11/1970	Buffalo	[W 23-10]	Haven Moses	4-122	0
10/25/1970	at Oakland	[L 31-14]	Raymond Chester	5-107	3
10/03/1971	San Diego	[W 21-17]	Billy Parks	8-111	1
10/10/1971	at Cleveland	[L 27-17]	Milt Morin	8-126	1
10/18/1971	at Kansas City	[L 38-16]	Otis Taylor	6-190	2
10/31/1971	at Baltimore	[L 34-21]	Ray Perkins	2-124	1
			Willie Richardson	4-100	2
11/14/1971	at Miami	[L 24-21]	Paul Warfield	3-158	3
11/21/1971	N.Y. Giants	[W 17-13]	Bob Tucker	5-108	0
09/17/1972	Oakland	[W 34-28]	Mike Siani	4-111	2
09/16/1973	Detroit	[W 24-10]	Ron Jessie	3-31	1
11/11/1973	at Oakland	[W 17-9]	Fred Biletnikoff	4-105	1
12/29/1974*	at Oakland	[W 24-13]	Cliff Branch	9-186	1
11/02/1975	at Cincinnati	[W 30-24]	Charlie Joiner	5-114	1
09/12/1976	at Oakland	[L 31-28]	Dave Casper (TE)	7-124	2
09/26/1976	New England	[L 30-27]	Russ Francis	6-139	1
11/07/1976	at Kansas City	[W 45-0]	Walter White	6-105	0
11/13/1977	Cleveland	[W 35-31]	Reggie Pucker	4-104	0
12/10/1977	at Cincinnati	[L 17-10]	Billy Brooks	6-166	0
12/16/1978	at Denver	[W 21-17]	Haven Moses	5-116	1
10/22/1979	Denver	[W 42-7]	Haven Moses	5-133	1
11/18/1979	at San Diego	[L 35-7]	John Jefferson	5-106	1
11/25/1979	Cleveland	[W 33-0 OT]	Dave Logan	7-135	1
12/02/1979	Cincinnati	[W 37-17]	Isaac Curtis	5-119	2
09/14/1980	at Baltimore	[W 20-17]	Roger Carr	6-108	0
10/20/1980	Oakland	[L 45-34]	Cliff Branch	5-123	2
10/26/1980	at Cleveland	[L 27-26]	Dave Logan	8-131	0
11/02/1980	Green Bay	[W 22-20]	Aundra Thompson	7-106	2
11/09/1980	at Tampa Bay	[W 24-21]	Jimmie Giles	6-128	1
12/22/1980	at San Diego	[L 26-17]	Kellen Winslow (TE)	10-171	0
09/27/1981	at New England	[W 27-21 OT]	Harold Jackson	5-126	0
10/11/1981	Cleveland	[W 13-7]	Ozzie Newsome (TE)	5-120	1
11/15/1981	at Atlanta	[W 34-20]	William Andrews	15-124	0
		[W 34-20]	Alfred Jackson	5-109	1
12/20/1981	at Houston	[L 21-20]	Dave Casper (TE)	6-139	3
		[L 21-20]	Mike Holston	5-128	0
09/13/1982	at Dallas	[W 36-28]	Tony Hill	6-130	1
		[W 36-28]	Doug Cosbie	5-102	1
09/19/1982	Cincinnati	[W 26-20 OT]	Cris Collinsworth	9-144	0
11/28/1982	at Seattle	[L 16-0]	Steve Largent	5-109	2
12/26/1982	New England	[W 37-14]	Stanley Morgan	4-127	1
01/02/1983	Cleveland	[W 37-21]	Ozzie Newsome (TE)	9-123	0
		[W 37-21]	Ricky Feacher	7-109	2
01/09/1983*	San Diego	[L 31-28]	Wes Chandler	9-124	0
		[L 31-28]	Kellen Winslow (TE)	7-102	2
09/11/1983	at Green Bay	[W 25-21]	James Lofton	5-169	3
09/25/1983	New England	[L 28-23]	Stephen Starrng	2-108	1
10/16/1983	Cleveland	[W 44-17]	Ozzie Newsome (TE)	9-103	0
10/23/1983	at Seattle	[W 27-21]	Paul Jones	6-118	1
12/10/1983	at N.Y. Jets	[W 34-7]	Lam Jones	7-146	1
09/16/1984	L.A. Rams	[L 24-14]	Drew Hill	4-152	1
10/07/1984	Miami	[L 31-7]	Mark Clayton	5-110	0
11/25/1984	San Diego	[W 52-24]	Wes Chandler	4-105	1
12/02/1984	at Houston	[L 23-20]	Tim Smith	7-108	0
12/30/1984*	at Denver	[W 24-17]	Steve Watson	11-177	1
01/06/1985*	at Miami	[L 45-28]	Mark Duper	5-148	2
		[L 45-28]	Tony Nathan	8-114	0
12/08/1985	at San Diego	[L 54-44]	Wes Chandler	5-154	2
		[L 54-44]	Charlie Joiner	6-110	0
09/21/1986	at Minnesota	[L 31-7]	Hassan Jones	6-140	2
10/05/1986	Cleveland	[L 27-24]	Reggie Langhorne	4-108	0
11/16/1986	Houston	[W 21-10]	Ernest Givins	8-156	1
11/23/1986	at Cleveland	[L 37-31 OT]	Webster Slaughter	6-134	1
09/13/1987	San Francisco	[W 30-17]	Jerry Rice	8-106	1
11/01/1987	Miami	[L 35-24]	Mark Duper	5-100	1
11/15/1987	Houston	[L 23-3]	Drew Hill	4-107	1
12/13/1987	at San Diego	[W 20-16]	Wes Chandler	7-116	
12/20/1987	at Houston	[L 24-16]	Drew Hill	4-109	2
09/11/1988	at Washington	[L 30-29]	Ricky Sanders	5-145	1
10/09/1988	at Phoenix	[L 31-14]	Roy Green	4-119	0
10/16/1988	Houston	[L 35-14]	Ernest Givins	5-104	1
10/23/1988	Denver	[W 39-21]	Ricky Nattiel	3-102	1
11/06/1988	at Cincinnati	[L 42-7]	Eddie Brown	7-216	2
12/18/1988	Miami	[W 40-24]	Scott Schwedes	4-110	0
09/17/1989	at Cincinnati	[L 41-10]	Tim McGee	6-100	0

10/01/1989	at Detroit	[W 23-3]	Robert Clark	6-124	0
10/15/1989	at Cleveland	[W 17-7]	Webster Slaughter	7-106	0
10/29/1989	Kansas City	[W 23-17]	Stephone Paige	7-163	0
11/19/1989	San Diego	[W 20-17]	Anthony Miller	7-104	2
12/17/1989	New England	[W 28-10]	Hart Lee Dykes	10-130	0
12/24/1989	at Tampa Bay	[W 31-22]	Mark Carrier	6-101	2
12/31/1989*	at Houston	[W 26-23]	Ernest Givins	11-136	2
01/07/1990*	at Denver	[L 24-23]	Mark Jackson	5-111	0
09/23/1990	at L.A. Rams	[L 20-3]	Mervin Fernandez	5-130	1
09/08/1991	at Buffalo	[L 52-34]	Don Beebe	10-112	4
		[L 52-34]	Andre Reed	9-118	1
09/22/1991	at Philadelphia	[L 23-14]	Roy Green	6-114	0
10/20/1991	Seattle	[L 27-7]	Tom Kane	6-102	0
11/10/1991	at Cincinnati	[W 33-27]	Tim McGee	3-101	0
11/17/1991	Washington	[L 41-14]	Art Monk	8-130	1
11/24/1991	Houston	[W 26-14]	Haywood Jeffries	8-122	1
11/28/1991	at Dallas	[L 20-10]	Michael Irvin	8-157	1
12/22/1991	Cleveland	[W 17-10]	Webster Slaughter	11-138	0
09/06/1992	at Houston	[W 29-24]	Haywood Jeffries	7-117	0
11/08/1992	at Buffalo	[L 28-21]	Don Beebe	8-101	0
11/15/1992	Detroit	[W 17-14]	Willie Green	6-115	1
09/12/1993	at L.A. Rams	[L 27-0]	Henry Ellard	9-127	0
10/24/1993	at Cleveland	[L 28-23]	Michael Jackson	2-106	1
11/28/1993	at Houston	[L 23-3]	Haywood Jeffries	7-139	1
12/13/1993	at Miami	[W 21-20]	Terry Kirby (RB)	7-107	0
01/02/1994	Cleveland	[L 16-9]	Mark Carrier	4-118	0
09/04/1994	Dallas	[L 26-9]	Michael Irvin	8-139	0
11/20/1994	Miami	[W 16-13 OT]	Irving Fryar	6-113	0
12/04/1994	at Cincinnati	[W 38-15]	Carl Pickens	4-105	1
09/03/1995	Detroit	[W 23-30]	Herman Moore	10-131	1
10/19/1995	Cincinnati	[L 27-9]	Carl Pickens	8-108	1
11/05/1995	at Chicago	[W 37-34 OT]	Jeff Graham	5-111	0
11/19/1995	at Cincinnati	[W 49-31]	Carl Pickens	8-129	1
12/24/1995	at Green Bay	[L 24-19]	Robert Brooks	11-137	1
11/03/1996	St. Louis	[W 42-6]	Isaac Bruce	7-108	0
11/10/1996	at Cincinnati	[L 34-24]	Carl Pickens	12-103	0
12/01/1996	Baltimore	[L 31-17]	Derrick Alexander	7-198	1
08/31/1997	Dallas	[L 37-7]	Michael Irvin	7-153	2
09/22/1997	at Jacksonville	[L 30-21]	Jimmy Smith	10-164	1
11/23/1997	at Philadelphia	[L 23-20]	Irving Fryar	7-116	1
11/30/1997	at Arizona	[W 26-20 OT]	Rob Moore	8-188	0
12/07/1997	Denver	[W 35-24]	Rod Smith	4-115	2
01/03/1998*	New England	[W 7-6]	Shawn Jefferson	9-104	0
09/27/1998	Seattle	[W 13-10]	Joey Galloway	7-139	0
10/11/1998	at Cincinnati	[L 25-20]	Carl Pickens	13-204	1
11/26/1998	at Detroit	[L 19-16 OT]	Herman Moore	8-148	1
12/06/1998	New England	[L 23-9]	Terry Glenn	9-193	1
12/20/1998	Cincinnati	[L 25-24]	Darnay Scott	7-152	1
		[L 25-24]	Brandon Bennett (RB)	3-119	0
09/26/1999	Seattle	[L 26-10]	Sean Dawkins	5-105	0
10/10/1999	at Buffalo	[L 24-21]	Eric Moulds	6-122	1
10/25/1999	Atlanta	[W 13-9]	Terance Mathis	12-166	1
11/28/1999	Cincinnati	[L 27-20]	Darnay Scott	4-123	1
12/02/1999	at Jacksonville	[L 20-6]	Jimmy Smith	10-124	1
		[L 20-6]	Keenan McCardell	5-113	0
12/12/1999	Baltimore	[L 31-24]	Qadry Ismail	6-258	3
12/26/1999	Carolina	[W 30-20]	Patrick Jeffers	5-160	1
09/03/2000	Baltimore	[L 16-0]	Qadry Ismail	7-102	1
09/24/2000	Tennessee	[L 23-20]	Carl Pickens	2-105	0
10/01/2000	at Jacksonville	[W 24-13]	Keenan McCardell	11-137	1
12/10/2000	at N.Y. Giants	[L 30-10]	Amani Toomer	9-136	1
12/24/2000	at San Diego	[W 34-21]	Jeff Graham	5-113	1
09/09/2001	at Jacksonville	[L 21-3]	Jimmy Smith	8-126	2
10/21/2001	at Tampa Bay	[W 17-10]	Keyshawn Johnson	10-159	0
11/25/2001	at Tennessee	[W 34-24]	Derrick Mason	7-114	0
		[W 34-24]	Kevin Dyson	4-112	1
12/02/2001	Minnesota	[W 21-16]	Randy Moss	8-144	1
12/30/2001	at Cincinnati	[L 26-23]	Darnay Scott	7-113	0
		[L 26-23]	Peter Warrick	10-109	0
01/27/2002	New England	[L 24-17]	Troy Brown	8-121	0
11/10/2002	Atlanta	[T 34-34 OT]	Shawn Jefferson	9-131	1
11/24/2002	Cincinnati	[W 29-21]	Chad Johnson	7-152	0
12/23/2002	at Tampa Bay	[W 17-7]	Keyshawn Johnson	8-132	1
12/29/2002	Baltimore	[W 34-31]	Todd Heap (TE)	7-146	1
01/05/2003	Cleveland	[W 36-33]	Kevin Johnson	4-140	0
01/11/2003	at Tennessee	[L 34-31]	Frank Wycheck (TE)	10-123	1
10/26/2003	St. Louis	[L 33-21]	Torry Holt	7-174	1
11/09/2003	Arizona	[W 28-15]	Anquan Bolden	8-118	1
11/17/2003	at San Francisco	[L 30-14]	Terrell Owens	8-155	1
11/30/2003	Cincinnati	[L 24-20]	Chad Johnson	6-117	1
12/21/2003	San Diego	[W 40-24]	Kassim Ospood	4-102	1
12/28/2003	at Baltimore	[L 13-10 OT]	Marcus Robinson	6-102	0
10/10/2004	Cleveland	[W 34-23]	Andre' Davis	5-101	1
10/17/2004	at Dallas	[W 24-20]	Terry Glenn	7-140	0
10/31/2004	New England	[W 34-20]	David Givens	8-101	2
01/23/2005	New England	[L 41-27]	Deion Branch	4-116	1
09/25/2005	New England	[L 23-20]	David Givens	9-130	0
11/28/2005	at Indianapolis	[L 26-7]	Marvin Harrison	4-128	1
10/22/2006	at Atlanta	[L 41-38 OT]	Alge Crumpler (TE)	6-117	3
11/05/2006	Denver	[L 31-20]	Javon Walker	6-134	2
11/12/2006	New Orleans	[W 38-31]	Marques Colston	10-169	0
11/19/2006	at Cleveland	[W 24-20]	Braylon Edwards	7-137	0

12/07/2006	Cleveland	[W 27-7]	Joe Jurevicius	7-111	0
12/24/2006	Baltimore	[L 31-7]	Mark Clayton	7-108	1
12/31/2006	at Cincinnati	[W 23-17 OT]	Chris Henry	4-124	1
09/30/2007	at Arizona	[L 21-14]	Larry Fitzgerald	11-123	0
12/09/2007	at New England	[L 34-13]	Randy Moss	7-135	2
		[L 34-13]	Jabar Gaffney	7-122	1
09/07/2008	Houston	[W 38-17]	Andre Johnson	10-112	0
09/29/2008	Baltimore	[W 23-20 OT]	Derrick Mason	8-137	0
10/05/2008	at Jacksonville	[W 26-21]	Mike Walker	6-107	0
11/09/2008	Indianapolis	[L 24-20]	Reggie Wayne	6-114	1
12/21/2008	at Tennessee	[L 31-14]	Justin Gage	5-104	1
02/01/2009	Arizona	[W 27-23]	Larry Fitzgerald	7-127	2
10/04/2009	San Diego	[W 38-28]	Antonio Gates (TE)	9-124	2
10/25/2009	Minnesota	[W 27-17]	Sidney Rice	10-136	0
11/09/2009	at Denver	[W 28-10]	Brandon Marshall	11-112	0
11/22/2009	at Kansas City	[L 27-24 OT]	Chris Chambers	4-119	0
11/29/2009	at Baltimore	[L 20-17 OT]	Mark Clayton	7-129	0
12/06/2009	Oakland	[L 27-24]	Louis Murphy	4-128	1
12/20/2009	Green Bay	[W 37-36]	Greg Jennings	5-118	1
09/12/2010	Atlanta	[W 15-9 OT]	Roddy White	13-111	0
11/08/2010	at Cincinnati	[W 27-21]	Terrell Owens	10-141	2
11/28/2010	at Buffalo	[W 19-16 OT]	Fred Jackson (RB)	5-104	1
12/05/2010	at Baltimore	[W 13-10]	Anquan Boldin	5-118	1
12/19/2010	N.Y. Jets	[L 22-17]	Braylon Edwards	8-100	0
02/06/2011***	vs. Green Bay	[L 31-25]	Jordy Nelson	9-140	1
01/08/2012*	at Denver	[L 29-23 OT]	Demaryius Thomas	4-204	1
09/09/2012	at Denver	[L 31-19]	Demaryius Thomas	5-110	1
12/23/2012	Cincinnati	[L 13-10]	A.J. Green	10-116	0
09/29/2013*	at Minnesota	[L 34-27]	Jerome Simpson	7-124	0
11/03/2013	at New England	[L 55-31]	Rob Gronkowski (TE)	9-143	1
		[L 55-31]	Aaron Dobson	5-130	2
		[L 55-31]	Danny Amendola	4-122	1
11/17/2013	Detroit	[W 37-27]	Calvin Johnson	6-179	2
11/24/2013	at Cleveland	[W 27-11]	Josh Gordon	14-237	1
09/21/2014	at Carolina	[W 37-19]	Kelvin Benjamin	8-115	1
10/12/2014	at Cleveland	[L 31-10]	Jordan Cameron (TE)	3-102	1
10/20/2014	Houston	[W 30-23]	DeAndre Hopkins	6-108	0
10/26/2014	Indianapolis	[W 51-34]	T. Y. Hilton	6-155	1
		[W 51-34]	Donte Moncrief	7-113	1
11/30/2014	New Orleans	[L 35-32]	Kenny Stills	5-162	1
12/07/2014	at Cincinnati	[W 42-21]	A.J. Green	11-224	1
12/14/2014	at Atlanta	[W 27-20]	Harry Douglas	10-131	0
01/03/2015*	Baltimore	[L 30-17]	Steve Smith, Sr.	5-101	0
09/20/2015	San Francisco	[W 43-18]	Torrey Smith	6-120	2
09/27/2015	at St. Louis	[W 12-6]	Kenny Britt	7-102	0
10/18/2015	Arizona	[W 25-13]	John Brown	10-196	0
11/01/2015	Cincinnati	[L 16-10]	A.J. Green	11-118	1
11/08/2015	Oakland	[W 38-35]	Michael Crabtree	7-108	2
11/15/2015	Cleveland	[W 30-9]	Travis Benjamin	7-113	0
11/29/2015	at Seattle	[L 39-30]	Doug Baldwin	6-145	3
12/13/2015	at Cincinnati	[W 33-20]	A.J. Green	6-132	1
12/20/2015	Denver	[W 34-27]	Emmanuel Sanders	10-181	1
09/12/2016	at Washington	[W 38-16]	DeSean Jackson	6-102	0
09/18/2016	Cincinnati	[W 24-16]	Giovani Bernard (RB)	9-100	1
09/25/2016	at Philadelphia	[L 34-3]	Darren Sproles (RB)	6-128	1
10/09/2016	N.Y. Jets	[W 31-13]	Brandon Marshall	8-114	1
11/06/2016	at Baltimore	[L 21-14]	Mike Wallace	4-124	1
11/13/2016	Dallas	[L 35-30]	Dez Bryant	6-116	1
12/04/2016	N.Y. Giants	[W 24-14]	Odell Beckham Jr.	10-100	0
01/08/2017*	Miami	[W 30-12]	Jarvis Landry	11-102	0
01/22/2017*	at New England	[L 36-17]	Chris Hogan	9-180	2
		[L 36-17]	Julian Edelman	8-118	1
10/29/2017	at Detroit	[W 20-15]	Marvin Jones Jr.	6-128	0
11/12/2017	at Indianapolis	[W 20-17]	Chester Rogers	6-104	1
11/16/2017	Tennessee	[W 40-17]	Richard Matthews	5-113	1
12/17/2017	New England	[L 27-24]	Rob Gronkowski (TE)	9-168	0
12/31/2017	Cleveland	[W 28-24]	Josh Gordon	4-115	0
09/09/2018	at Cleveland	[T 21-21 OT]	Jarvis Landry	7-106	0
09/16/2018	Kansas City	[L 42-37]	Travis Kelce (TE)	7-109	2
		[L 42-37]	Sammy Watkins	6-100	0
09/24/2018	at Tampa Bay	[W 30-27]	Mike Evans	6-137	1
09/30/2018	Baltimore	[L 26-14]	John Brown	3-116	1
12/02/2018	L.A. Chargers	[W 33-30]	Keenan Allen	14-148	1
12/09/2018	at Oakland	[L 24-21]	Jared Cook (TE)	7-116	0
12/23/2018	at New Orleans	[L 31-28]	Michael Thomas	11-109	1
10/13/2019	at L.A. Chargers	[W 24-17]	Hunter Henry (TE)	8-100	2
12/24/2019	at Cincinnati	[W 16-10]	Tyler Boyd	5-101	1
09/14/2020	at N.Y. Giants	[W 26-16]	Darius Slayton	6-102	2
10/11/2020	Philadelphia	[W 38-29]	Travis Fulgham	10-152	1
10/25/2020	at Tennessee	[W 27-24]	A.J. Brown	6-153	1
11/01/2020	at Baltimore	[W 28-24]	Willie Snead	5-106	0
11/15/2020	Cincinnati	[W 36-10]	Tee Higgins	7-115	1
12/13/2020	at Buffalo	[L 26-15]	Stefon Diggs	10-130	1
09/19/21	Las Vegas	[L 26-17]	Henry Ruggs III	5-113	1
10/10/2021	Denver	[W 27-19]	Courtland Sutton	7-120	1
*01/16/2022	at Kansas City	[L 42-21]	Travis Kelce (TE)	5-108	1
01/01/2023	at Baltimore	[W 16-13]	Mark Andrews (TE)	9-100	0
11/20/2022	Cincinnati	[L 37-30]	Tee Higgins	9-148	0
10/30/2022	at Philadelphia	[L 35-13]	A.J. Brown	6-156	3
10/09/2022	at Buffalo	[L 38-3]	Stefon Diggs	8-102	1
			Gabe Davis	3-171	2
09/22/2022	at Cleveland	[L 29-17]	Amari Cooper	7-101	1

09/18/2022	New England	[L 17-14]	Nelson Agholor	6-110	1
09/11/2022	at Cincinnati	[W 23-20]	Ja'Marr Chase	10-129	1
09/10/2023	vs. San Francisco	[L 30-7]	Brandon Aiyuk	8-129	2
09/24/2023	at Las Vegas	[W 23-18]	Davante Adams	13-172	2
10/01/2023	at Houston	[L 30-6]	Nico Collins	7-168	2
10/22/2023	at LA Rams	[W 24-17]	Puka Nacua	8-154	0
12/23/2023	vs. Cincinnati	[W 34-11]	Tee Higgins	5-140	1
12/31/2023	at Seattle	[W 30-23]	DK Metcalf	5-106	0

*AFC Playoff Game

*** Super Bowl

^ Game at Wembley Stadium (London)

Since 1970 NFL Merger

Total number of Opponent 100-yard receivers: 262

Total Games with Opponents 100-Yards Receiving: 246 Wins: 128 Losses: 115 Ties: 2

Total Home Games with Opponents 100-Yards Receiving: 114 Wins: 71 Losses: 42 Ties: 1

Total Away Games with Opponents 100-Yards Receiving: 126 Wins: 55 Losses: 70 Ties: 1

Total Neutral Games with Opponents 100-Yards Receiving: 5 Wins: 2 Losses: 3

STEELERS Opponent Performances (Single Game)

Top 10 Rushing Performances

Game	Att.	Yds.	TDs
1. Fred Taylor (11/19/2000 vs. Jacksonville)	30	234-3	
2. O.J. Simpson (09/28/1975 vs. Buffalo)	23	227-1	
3. Steve Van Buren (11/27/1949 at Philadelphia)	27	205-0	
Dalvin Cook (12/09/2023 at Minnesota)	27	205-2	
5. Jay Ajayi (10/16/2016 at Miami)	25	204-2	
6. John David Crow (12/18/1960 at St. Louis)	24	203-0	
7. Joe Morris (12/21/1985 at N.Y. Giants)	36	202-3	
8. O.J. Simpson (10/29/1972 at Buffalo)	22	199-1	
9. Marion Motley (10/29/1950 at Cleveland)	11	188-1	
10. Leonard Fournette (10/08/2017 vs. Jacksonville)	28	181-2	

Top 10 Receiving Performances

Game	Rec.	Yds.	TDs
1. Qadry Ismail (12/12/1999 vs. Baltimore)	6	258-3	
2. Josh Gordon (11/24/2013 at Cleveland)	14	237-1	
3. A.J. Green (12/17/2014 at Cincinnati)	11	224-1	
4. Bobby Mitchell (11/17/1963 at Washington)	11	218-2	
5. Eddie Brown (11/06/1988 at Cincinnati)	7	216-2	
6. Jackie Smith (10/13/1963 at St. Louis)	9	212-2	
7. Carl Pickens (10/11/1993 at Cincinnati)	13	206-1	
8. Derrick Alexander (12/01/1996 at Baltimore)	7	198-1	
9. John Gilliam (10/05/1969 vs. St. Louis)	10	197-1	
10. John Brown (10/18/2015 vs. Arizona)	10	196-0	

Top 10 Passing Performances

Game	Att.	Comp.	Yds.	TDs	INTs
1. Tom Brady (11/03/2013 at New England)	39	23	452	4-0	
2. Doug Williams (09/11/1988 at Washington)	52	30	430	2-1	
3. Charley Johnson (10/13/1963 at St. Louis)	41	20	428	2-1	
4. Josh Allen (10/09/2022 at Buffalo)	31	20	424	4-1	
Norm Sneed (11/17/1963 at Washington)	40	23	424	2-2	
6. Matthew Stafford (10/29/2017 at Detroit)	45	27	423	0-0	
7. Carson Palmer (10/18/2015 vs. Arizona)	45	29	421	1-2	
8. Steve Bartkowski (11/15/1981 at Atlanta)	50	33	416	2-2	
9. Bernie Kosar (11/23/1986 at Cleveland)	46	28	414	2-1	
10. Ryan Fitzpatrick (09/24/2018 at Tampa Bay)	50	34	411	3-3	
Jon Kitna (12/30/2001 at Cincinnati)	68	35	411	2-1	

STEELERS Opponent Performances (Career)

Top 10 Rushing Performances

Career	Att.	Yds.	TDs
1. Jim Brown (1957-65)	3421	1,985-14	
2. Leroy Kelly (1964-73)	2821	1,096-7	
3. James Brooks (1963-91)	221	989-10	
4. Jamal Lewis (2000-09)	282	955-7	
5. Corey Dillon (1997-2005)	239	954-7	
6. Fred Taylor (1998-2008)	215	934-7	
7. Ollie Matson (1952-66)	189	926-5	
8. Eddie George (1996-2004)	287	884-5	
9. Joe Mixon (2017-23)	170	808-3	
10. Nick Chubb (2018-23)	151	717-2	

Top 10 Receiving Performances

Career	Rec.	Yds.	TDs
1. Carl Pickens (1992-2000)	91	1,289-6	
2. Ozzie Newsome (1978-90)	94	1,219-6	
3. A.J. Green (2011-20)	90	1,218-8	
4. Derrick Mason (1997-2010)	100	1,214-1	
5. Chad Johnson (2001-11)	87	1,198-3	
6. Ernest Gwinn (1986-95)	75	1,144-8	
7. Frank Gifford (1953-64)	65	1,107-9	
8. Bobby Mitchell (1958-68)	63	1,087-7	
9. Jimmy Smith (1955-2005)	78	1,037-6	
10. Drew Hill (1981-93)	57	1,006-7	

Top 10 Passing Performances

Game	Att.	Comp.	Yds.	TDs	INTs
1. Joe Flacco (2008-18)	744	454	4,860	25-12	
2. Warren Moon (1984-98)	648	364	4,604	25-30	
3. Tom Brady (2002-22)	489	334	3,987	30-5	
4. Ken Anderson (1971-86)	559	306	3,928	15-24	
5. Boomer Esiason (1984-92)	437	261	3,589	18-17	
6. Andy Dalton (2011-22)	575	337	3,505	20-16	
7. Jeff Blake (1994-03)	371	228	3,037	16-14	
8. Carson Palmer (2004-15)	489	287	3,032	21-14	
9. Brian Sipe (1974-83)	463	237	3,022	25-28	
10. Sonny Jurgensen (1957-73)	413	203	2,971	27-23	

STEELERS 2023 (Won 10, Lost 7)

Schedule

Date	W-L	Score	Opponent	Attendance
9/10	L	7-30	San Francisco	67,679
9/18	W	26-22	Cleveland	67,576
9/24	W	23-18	at Las Vegas	62,541
10/1	L	6-30	at Houston	71,399
10/8	W	17-10	Baltimore	67,272
10/22	W	24-17	at L.A. Rams	73,471
10/29	L	10-20	Jacksonville	67,225
11/2	W	20-16	Tennessee	65,969
11/12	W	23-19	Green Bay	67,617
11/19	L	10-13	at Cleveland	67,919
11/26	W	16-10	at Cincinnati	65,090
12/3	L	10-24	Arizona	66,436
12/7	L	18-21	New England	66,376
12/16	L	13-30	at Indianapolis	64,171
12/23	W	34-11	Cincinnati	66,646
12/31	W	30-23	at Seattle	68,735
1/6	W	17-10	at Baltimore	70,355

Team Statistics

	Pittsburgh	Opponent
Total First Downs	287	311
Rushing	115	95
Passing	153	186
Penalty	19	30
3rd Down: Made/Att	85/232	91/233
3rd Down Pct.	36.6%	39.1%
4th Down: Made/Att	9/19	8/18
4th Down Pct.	47.4%	44.4%
Possession Avg.	29:39	30:21
Total Net Yards	5173	5816
Avg. Per Game	304.3	342.1
Total Plays	1029	1074
Avg. Per Play	5.0	5.4
Net Yards Rushing	2010	1956
Avg. Per Game	118.2	115.1
Total Rushes	487	454
Net Yards Passing	3163	3860
Avg. Per Game	186.1	227.1
Sacked/Yards Lost	36/258	47/304
Gross Yards	3421	4164
Attempts/Completions	506/323	573/348
Completion Pct.	63.8%	60.7%
Had Intercepted	9	16
Punts/Average	89/44.0	78/46.1
Net Punting Avg.	39.2	39.7
Penalties/Yards	86/573	90/741
Fumbles/Ball Lost	21/7	26/11
Touchdowns	31	32
Rushing	16	9
Passing	13	23
Returns	2	0

Score By Period

	Q1	Q2	Q3	Q4	OT	Pts
Steelers	61	88	67	88	0	304
Opponents	70	124	71	59	0	324

Passing

	Att	Cmp	Yds	Cmp%	TD	Int	Lg	Sack/Lost	Rating
Pickett	324	201	2070	62.0%	6	4	721	23/173	81.4
Rudolph	74	55	719	74.3%	3	0	861	6/43	118.0
Trubisky	107	67	632	62.6%	4	5	26	7/42	71.9
C. Heyward	1	0	0	0.0%	0	0	0	0/0	39.6
Steelers	506	323	3421	63.8%	13	9	861	36/258	84.6
Opponents	573	348	4164	60.7%	23	16	801	47/304	84.7

Scoring

	TD	Ru	Pa	Rt	PAT	FG	2Pt	Pts
Boswell	0	0	0	0	27/28	29/31	0	114
Harris	8	8	0	0	0/0	0/0	0	48
Johnson	5	0	5	0	0/0	0/0	0	30
Pickens	5	0	5	0	0/0	0/0	0	30
Warren	4	4	0	0	0/0	0/0	0	24
Freiermuth	2	0	2	0	0/0	0/0	1	14
Austin	2	1	1	0	0/0	0/0	0	12
Trubisky	2	2	0	0	0/0	0/0	0	12
Highsmith	1	0	0	1	0/0	0/0	0	6
Pickett	1	1	0	0	0/0	0/0	0	6
Watt	1	0	0	1	0/0	0/0	0	6
Killebrew	0	0	0	0	0/0	0/0	0	2
Steelers	31	16	13	2	27/28	29/31	1	304
Opponents	32	9	23	0	24/26	32/37	6	324

2Pt: Conversions: Steelers 1/3, Opponents: 6/6
 Sacks: T. Watt 19.0, Highsmith 7.0, Golden 4.0, Herbig 3.0, Ogunjimi 3.0, Roberts 2.5, Heyward 2.0, Jack 1.0, Benton 1.0, Robinson 1.0, Alexander 1.0, Leal 1.0, Riley 1.0, Watts 0.5

Steelers: 47.0, Opponents: 36.0

Rushing

	No.	Yds	Avg	Long	TD
Harris	255	1035	4.1	25	8
Warren	149	784	5.3	74	4
Austin	11	57	5.2	12	1
Pickett	42	54	1.3	11	1
Trubisky	16	54	3.4	15	2
Pickens	3	18	6.0	16	0
Rudolph	10	8	0.8	7	0
C. Heyward	1	0	0.0	0	0
Steelers	487	2010	4.1	74	16
Opponents	454	1956	4.3	69	9

Receiving

	No.	Yds	Avg	Long	TD
Pickens	63	1140	18.1	86t	5
Warren	61	370	6.1	30	0
Johnson	51	717	14.1	71t	5
Robinson	34	280	8.2	31	0
Freiermuth	32	308	9.6	29	2
Harris	29	170	5.9	32	0
C. Heyward	23	167	7.3	13	0
Austin	17	180	10.6	72t	1
Washington	7	61	8.7	12	0
Boykin	3	17	5.7	6	0
McFarland	2	11	5.5	6	0
Olshzewski	1	0	0.0	0	0
R. Williams	0	0	0.0	0	0
Steelers	323	3421	10.6	86t	13
Opponents	348	4164	12.0	80t	23

Interceptions

	No.	Yds	Avg	Long	TD
Kazee	2	37	18.5	30	0
Highsmith	2	30	15.0	30t	1
Peterson	2	0	0.0	0	0
Wallace	2	0	0.0	0	0
Neal	1	32	32.0	32	0
Walker	1	30	30.0	30	0
Rowe	1	25	25.0	25	0
Watt	1	24	24.0	24	0
Thompson	1	6	6.0	6	0
Alexander	1	0	0.0	0	0
Porter	1	0	0.0	0	0
Sullivan	1	0	0.0	0	0
Steelers	16	184	11.5	32	1
Opponents	9	168	18.7	33	0

Punting

	No.	Yds	Avg	Net	TB	In	Lg	B
Harvin	78	3419	43.8	39.2	6	30	63	0
Wing	11	495	45.0	38.9	2	3	52	0
Steelers	89	3914	44.0	39.2	8	33	63	0
Opponents	78	3594	46.1	39.7	12	30	68	2

Punt Returns

	Ret	FC	Yds	Avg	Long	TD
Austin	29	12	249	8.6	34	0
Olshzewski	1	1	8	8.0	8	0
Steelers	30	13	257	8.6	34	0
Opponents	29	30	269	9.3	21	0

Kick Returns

	No.	Yds	Avg	Long	TD
Igwebuike	11	282	25.6	36	0
McFarland	6	164	27.3	37	0
King	4	88	22.0	27	0
Olshzewski	2	24	12.0	24	0
Pickens	1	7	7.0	7	0
Steelers	24	565	23.5	37	0
Opponents	18	476	26.4	49	0

Field Goals

	1-19	20-29	30-39	40-49	50+
Boswell	0/0	9/9	7/7	7/8	6/7
Steelers	0/0	9/9	7/7	7/8	6/7
Opponents	0/0	6/6	13/13	9/11	4/7

STEELERS 2021 (Won 9, Lost 7, Tied 1)

Schedule

Date	W-L	Score	Opponent	Attendance
9/12	W	23-16	at Buffalo	69,787
9/19	L	26-17	Las Vegas	63,707
9/26	L	24-10	Cincinnati	58,076
10/3	L	27-17	at Green Bay	78,281
10/10	W	27-19	Denver	59,841
10/17	W	23-20	Seattle	60,821
11/31	W	15-10	at Cleveland	67,431
11/8	W	29-27	Chicago	60,788
11/14	T	16-16	Detroit	58,716
11/21	L	41-37	at L.A. Chargers	70,240
11/28	L	41-10	at Cincinnati	63,238
12/5	W	20-19	Baltimore	59,303
12/9	L	36-28	at Minnesota	66,718
12/19	W	19-13	Tennessee	59,521
12/26	L	36-10	at Kansas City	73,371
1/3	W	26-14	Cleveland	63,624
1/9	W	16-13	at Baltimore	70,453

Team Statistics

	Pittsburgh	Opponent
Total First Downs	323	354
Rushing	85	144
Passing	204	186
Penalty	34	24
3rd Down: Made/Att	93/239	86/232
3rd Down Pct.	38.9%	37.1%
4th Down: Made/Att	10/21	13/24
4th Down Pct.	47.6%	54.2%
Possession Avg.	29:17	30:43
Total Net Yards	5361	6139
Avg. Per Game	315.4	361.1
Total Plays	1113	1116
Avg. Per Play	4.8	5.5
Net Yards Rushing	1583	2483
Avg. Per Game	93.1	146.1
Total Rushes	411	498
Net Yards Passing	3778	3656
Avg. Per Game	222.2	215.1
Sacked/Yards Lost	38/239	55/321
Gross Yards	4017	3977
Attempts/Completions	664/425	563/355
Completion Pct.	64.0%	63.1%
Had Intercepted	11	13
Punts/Average	77/43.5	78/44.5
Net Punting Avg.	38.4	38.0
Penalties/Yards	106/831	123/1017
Fumbles/Ball Lost	19/9	23/9
Touchdowns	34	43
Rushing	10	17
Passing	23	24
Returns	1	2

Score by Period

	Q1	Q2	Q3	Q4	OT	Pts
Steelers	37	77	54	169	6	343
Opponents	66	123	100	109	0	398

Passing

	Att	Cmp	Yds	Cmp%	TD	Int	Lg	Sack/Lost	Rating
Roethlisberger	605	390	3740	64.5%	22	10	59	38/239	86.8
Rudolph	58	35	277	60.3%	1	1	36	0/0	70.8
Boswell	1	0	0	0.0%	0	0	0	0/0	39.6
Steelers	664	425	4017	64.0%	23	11	59	38/239	85.3
Opponents	563	355	3977	63.1%	24	13	62t	55/321	88.7

Scoring

	TD	Ru	Pa	Rt	PAT	FG	2Pt	Pts
Boswell	0	0	0	0	27/29	36/40	0	135
Harris	10	7	3	0	0/0	0/0	0	60
Johnson	8	0	8	0	0/0	0/0	1	50
Freiermuth	7	0	7	0	0/0	0/0	1	44
Ebron	2	1	1	0	0/0	0/0	0	12
Washington	2	0	2	0	0/0	0/0	0	12
Claypool	2	0	2	0	0/0	0/0	0	12
Roethlisberger	1	1	0	0	0/0	0/0	0	6
Smith-Schuster	1	1	0	0	0/0	0/0	0	6
Gilbert	1	0	0	1	0/0	0/0	0	6
Steelers	34	10	23	1	27/29	36/40	2	343
Opponents	43	17	24	2	38/41	34/38	0	398

2-Pt. Conversions: Steelers 2/5, Opponents: 0/2

Sacks:Watt 22.5, Heyward 10.0, Wormley 7.0, Highsmith 6.0, Bush 2.0, Tuszka 2.0, Mondeaux 2.0, Edmunds 1.0, Ingram 1.0, Loudermilk 1.0, Charlton 0.5

Steelers: 55.0, Opponents: 37.0

Rushing

	No.	Yds	Avg	Long	TD
Harris	307	1200	3.9	37t	7
Snell	36	98	2.7	9	0
Claypool	14	96	6.9	25	0
Rudolph	5	53	10.6	26	0
Johnson	5	53	10.6	25	0
Ballage	12	36	3.0	13	0
McCloud	2	15	7.5	10	0
Washington	2	13	6.5	12	0
Smith-Schuster	3	9	3.0	3t	1
Roethlisberger	20	5	0.3	8	1
McFarland	3	3	1.0	3	0
Ebron	1	1	1.0	1t	1
Watt	1	1	1.0	1	0
Steelers	411	1583	3.9	37t	10
Opponents	498	2483	5.0	49	17

Receiving

	No.	Yds	Avg	Long	TD
Johnson	107	1161	10.9	50t	8
Harris	74	467	6.3	25t	3
Freiermuth	60	497	8.3	24	7
Claypool	59	860	14.6	59	2
McCloud	39	277	7.1	24	0
Washington	24	285	11.9	42	2
Gentry	19	167	8.8	25	0
Smith-Schuster	15	129	8.6	24	0
Ebron	12	84	7.0	19	1
White	5	33	6.6	11	0
Watt	3	15	5.0	9	0
Snell	2	13	6.5	7	0
Ballage	2	8	4.0	6	0
Rader	2	8	4.0	7	0
McFarland	1	11	11.0	11	0
Miller	1	2	2.0	2	0
Steelers	425	4017	9.5	59	23
Opponents	355	3977	11.2	62t	24

Interceptions

	No.	Yds	Avg	Long	TD
Witherspoon	3	45	15.0	41	0
Fitzpatrick	2	19	9.0	18	0
Edmunds	2	15	7.5	15	0
Sutton	2	4	2.0	4	0
Schobert	1	23	23.0	23	0
Heyward	1	0	0.0	0	0
Pierre	1	0	0.0	0	0
Norwood	1	0	0.0	0	0
Steelers	13	105	8.1	41	0
Opponents	11	133	12.1	50	1

Punting

	No.	Yds	Avg	Net	TB	In	Lg	B
Harvin III	70	2982	42.6	38.0	3	25	64	0
Waltman	7	365	52.1	42.6	1	1	63	0
Steelers	77	3347	43.5	38.4	4	26	64	0
Opponents	78	3473	44.5	38.0	7	25	65	2

Punt Returns

	Ret	FC	Yds	Avg	Long	TD
McCloud	38	12	367	9.7	23	0
Sutton	2	0	3	1.5	3	0
Steelers	40	12	370	9.3	23	0
Opponents	32	19	308	9.6	55	0

Kick Returns

	No.	Yds	Avg	Long	TD
McCloud	35	776	22.2	40	0
McFarland	3	73	24.3	25	0
Steelers	38	849	22.3	40	0
Opponents	46	1100	23.9	75	0

Field Goals

	1-19	20-29	30-39	40-49	50+
Boswell	0/0	9/9	8/9	11/13	8/9
Steelers	0/0	9/9	8/9	11/13	8/9
Opponents	0/0	10/10	12/13	11/12	1/3

Boswell: (24G, 20G, 45G) (56G) (42WL, 26G) (52G) (46G, 43G) (27G, 52G, 37G) (31G) (54G, 52G, 40G) (20G, 23G, 51G) (36G, 36G, 45G) (40G) (53G, 43G) (49WL) (36G, 56SH, 28G, 46G, 48G) (36WL, 34G) (22G, 30G, 50G, 48G) (28G, 40G, 36G)

Opponent: (37G, 25G, 42G) (46G, 33G, 41G, 45G) (43G) (26G, 29G) (39G, 29G) (40G, 43G) (30G) (30G, 22G, 65SH) (20G, 48SH) (30G, 41G) (31G, 51G) (35G, 28G) (53WL, 38G, 42G, 25G) (26G, 32G) (44G, 39WL, 34G, 30G) (24G, 46G)

STEELERS 2020 (Won 12, Lost 4)

Schedule

Date	W-L	Score	Opponent	Attendance
9/14	W	26-16	at N.Y. Giants	-
9/20	W	26-21	Denver	-
9/27	W	28-21	Houston	-
10/11	W	38-29	Philadelphia	4,708
10/18	W	38-7	Cleveland	5,260
10/25	W	27-24	at Tennessee	10,355
11/01	W	28-24	at Baltimore	4,345
11/08	W	24-19	at Dallas	31,700
11/15	W	36-10	Cincinnati	5,909
11/22	W	27-3	at Jacksonville	17,244
12/02	W	19-14	Baltimore	-
12/07	L	23-17	Washington	-
12/13	L	26-15	at Buffalo	-
12/21	L	27-17	at Cincinnati	10,249
12/27	W	28-24	Indianapolis	-
01/03	L	24-22	at Cleveland	11,989

Team Statistics

	Pittsburgh	Opponent
Total First Downs	322	281
Rushing	81	94
Passing	206	163
Penalty	35	24
3rd Down: Made/Att	97/230	83/222
3rd Down Pct.	42.2%	37.4%
4th Down: Made/Att	10/19	5/20
4th Down Pct.	52.6%	25.0%
Possession Avg.	30:49	29:11
Total Net Yards	5354	4893
Avg. Per Game	334.6	305.8
Total Plays	1043	996
Avg. Per Play	5.1	4.9
Net Yards Rushing	1351	1783
Avg. Per Game	84.4	111.4
Total Rushes	373	414
Net Yards Passing	4003	3110
Avg. Per Game	250.2	194.4
Sacked/Yards Lost	14/126	56/384
Gross Yards	4129	3494
Attempts/Completions	656/428	526/298
Completion Pct.	65.2%	56.7%
Had Intercepted	11	18
Punts/Average	77/45.1	81/45.7
Net Punting Avg.	39.6	41
Penalties/Yards	81/691	103/980
Fumbles/Ball Lost	22/7	18/9
Touchdowns	50	36
Rushing	12	13
Passing	35	22
Returns	3	1

Score by Period

	Q1	Q2	Q3	Q4	OT	Pts
Steelers	62	154	68	132	0	416
Opponents	54	115	66	77	0	312

Passing

	Att	Cmp	Yds	Cmp%	TD	Int	Lg	Sack/Lost	Rating
Roethlisberger	608	399	3803	65.6%	33	10	84t	13/118	94.1
Rudolph	43	25	324	58.1%	2	1	47	1/8	87.8
Dobbs	5	4	2	80.0%	0	0	3	0/0	79.2
Steelers	656	428	4129	65.2%	35	11	84t	14/126	93.5
Opponents	526	298	3494	56.7%	22	18	73t	56/384	76.7

Scoring

	TD	Ru	Pa	Rt	PAT	FG	2Pt	Pts
Boswell	0	0	0	0	34/38	19/20	0	91
Claypool	11	2	9	0	0/0	0	0	66
Smith-Schuster	9	0	0	0	0/0	0	1	56
Johnson	7	0	7	0	0/0	0	0	42
Conner	6	6	0	0	0/0	0	0	36
Ebron	5	0	5	0	0/0	0	1	32
Washington	5	0	5	0	0/0	0	0	30
Snell	4	4	0	0	0/0	0	0	24
Wright	0	0	0	0	7/7	4/4	0	19
Spillane	1	0	0	1	0/0	0	0	6
Fitzpatrick	1	0	0	1	0/0	0	0	6
Haden	1	0	0	1	0/0	0	0	6
Watt	0	0	0	0	0/0	0	0	2
Steelers	50	12	35	3	41/45	23/24	2	416
Opponents	36	13	22	1	32/33	20/24	2	312

2Pt. Conversions: Steelers: 2/5, Opponents: 2/3

Sacks: Watt 15.0, Tuitt 11.0, Dupree 8.0, Heyward 4.0, Hilton 3.0, Williams 3.0, Alualu 2.0, Highsmith 2.0, Spillane 2.0, Edmunds 1.0, Wormley 1.0, Williamson 1.0, Elliott 1.0, Bush 1.0, Sutton 1.0

Steelers: 56.0, Opponents: 14.0

Rushing

	No.	Yds	Avg	Long	TD
Conner	169	721	4.3	59	6
Snell	111	368	3.3	30	4
McFarland	33	113	3.4	20	0
McCloud	4	65	16.3	58	0
Samuels	9	28	3.1	6	0
Dobbs	2	20	10.0	13	0
Claypool	10	16	1.6	8	2
Johnson	3	15	5.0	9	0
Roethlisberger	25	11	0.4	11	0
Rudolph	7	-6	-0.9	1	0
Steelers	373	1351	3.6	59	12
Opponents	414	1783	4.3	74t	13

Receiving

	No.	Yds	Avg	Long	TD
Smith-Schuster	97	831	8.6	31t	9
Johnson	88	923	10.5	47	7
Claypool	62	873	14.1	84t	9
Ebron	56	558	10.0	27	5
Conner	35	215	6.1	18	0
Washington	30	392	13.1	50t	5
McCloud	20	77	3.9	13	0
McDonald	15	99	6.6	15	0
Snell	10	61	6.1	14	0
Samuels	9	46	5.1	12	0
McFarland	6	54	9.0	17	0
Rader	0	0	0.0	0	0
Hawkins	0	0	0.0	0	0
Steelers	428	4129	9.6	84t	35
Opponents	298	3494	11.7	73t	22

Interceptions

	No.	Yds	Avg	Long	TD
Fitzpatrick	4	77	19.3	37	1
Hilton	3	5	1.7	8	0
Haden	2	38	19.0	24	1
Edmunds	2	11	5.5	7	0
Nelson	2	3	1.5	3	0
Spillane	1	33	33.0	33t	1
Highsmith	1	2	2.0	2	0
Heyward	1	0	0.0	0	0
Watt	1	0	0.0	0	0
Sutton	1	0	0.0	0	0
Steelers	18	169	9.4	37	3
Opponents	11	221	20.1	53	1

Punting

	No.	Yds	Avg	Net	TB	In	Lg	B
Berry	57	2609	45.8	40.5	3	23	62	0
Colquitt	20	861	43.1	37.1	2	6	59	0
Steelers	77	3470	45.1	39.6	5	29	62	0
Opponents	81	3701	45.7	41	1	24	67	0

Punt Returns

	Ret	FC	Yds	Avg	Long	TD
McCloud	29	19	298	10.3	57	0
Johnson	8	2	58	7.3	18	0
Haden	0	1	0	0.0	0	0
Steelers	37	22	356	9.6	57	0
Opponents	32	27	320	10.0	73	0

Kickoff Returns

	No.	Yds	Avg	Long	TD
McCloud	28	646	23.1	49	0
Johnson	1	24	24.0	24	0
Steelers	29	670	23.1	49	0
Opponents	41	908	22.1	64	0

Field Goals

	1-19	20-29	30-39	40-49	50+
Boswell	0/0	5/5	6/6	7/8	1/1
Wright	0/0	1/1	1/1	2/2	0/0
Steelers	0/0	6/6	7/7	9/10	1/1
Opponents	0/0	5/5	6/6	7/8	2/5

Boswell: (41G,36G)(21G)(33G,26G)(41G) (35G) (38G,30G)(59G,43G)(41G,30G,45G) (45N,44G,47G)(25G,27G)(25G)

Wright: (37G)(29G,46G,46G)

Opponent: (21G)(49G,58N,28G)(57N) (51G,45N)(51G)(38G,44G,45G,39G)(37G) (41G)(49G,45G,45G)(34G,23G)(34G,55N,33G) (28G)(23G)

STEELERS 2019 (Won 8, Lost 8)

Schedule

Date	W-L	Score	Opponent	Attendance
9/8	L	33-3	at New England	65,878
9/15	L	28-26	Seattle	65,063
9/22	L	24-20	at San Francisco	69,439
9/30	W	27-3	Cincinnati	57,959
10/6	L	26-23/OT	Baltimore	64,037
10/13	W	24-17	at L.A. Chargers	25,425
10/28	W	27-14	Miami	59,244
11/3	W	26-24	Indianapolis	61,115
11/10	W	17-12	L.A. Rams	63,627
11/14	L	21-7	at Cleveland	67,431
11/24	W	16-10	at Cincinnati	47,423
12/1	W	20-13	Cleveland	62,157
12/08	W	23-17	at Arizona	63,880
12/15	L	17-10	Buffalo	64,694
12/22	L	16-10	at N.Y. Jets	78,523
12/29	L	28-10	at Baltimore	70,695

Team Statistics

	Pittsburgh	Opponent
Total First Downs	265	304
Rushing	75	110
Passing	147	164
Penalty	43	30
3rd Down: Made/Att	67/195	76/209
3rd Down Pct.	34.4%	36.4%
4th Down: Made/Att	2/15	10/21
4th Down Pct.	13.3%	47.6%
Possession Avg.	28:42	31:18
Total Net Yards	4428	4866
Avg. Per Game	276.8	304.1
Total Plays	937	1030
Avg. Per Play	4.7	4.7
Net Yards Rushing	1447	1753
Avg. Per Game	90.4	109.6
Total Rushes	395	462
Net Yards Passing	2981	3113
Avg. Per Game	186.3	194.6
Sacked/Yards Lost	32/233	54/342
Gross Yards	3214	3455
Attempts/Completions	510/315	514/314
Completion Pct.	61.8%	61.1%
Had Intercepted	19	20
Punts/Average	74/45.5	73/46.1
Net Punting Avg.	40.9	40.0
Penalties/Yards	111/893	115/1118
Fumbles/Ball Lost	30/11	33/18
Touchdowns	29	32
Rushing	7	7
Passing	18	23
Returns	4	2

Score by Period

	Q1	Q2	Q3	Q4	OT	Pts
Steelers	47	96	89	57	0	289
Opponents	67	94	49	90	3	303

Passing

	Att	Cmp	Yds	Cmp%	TD	Int	Long	Sack/Lost	Rating
Rudolph	283	176	1765	62.2%	13	9	76t	15/124	82.0
Hodges	160	100	1063	62.5%	5	8	79t	15/102	71.4
Roethlisberger	62	35	351	56.5%	0	1	45	2/7	66.0
Samuels	5	4	35	80.0%	0	1	21	0/0	56.3
Steelers	510	315	3214	61.8%	18	19	79t	32/233	76.1
Opponents	514	314	3455	61.1%	23	20	58t	54/342	79.2

Scoring

	TD	Ru	Pa	Rt	PAT	FG	2Pt	Pts
Boswell	0	0	0	0	28/28		29/31	0
Conner	7	4	3	0	0/0		0/0	42
Johnson	6	0	5	1	0/0		0/0	36
Washington	3	0	3	0	0/0		0/0	18
Smith-Schuster	3	0	3	0	0/0		0/0	18
McDonald	3	0	3	0	0/0		0/0	18
Samuels	2	1	1	0	0/0		0/0	12
Fitzpatrick	2	0	0	2	0/0		0/0	12
Snell Jr.	2	2	0	0	0/0		0/0	12
Bush	1	0	0	1	0/0		0/0	6
Steelers	29	7	18	4	28/28		29/31	0
Opponents	32	7	23	2	30/31		25/31	0

2Pt. Conversions: Steelers 0/1, Opponents 0/1

Sacks: Watt 14.5, Dupree 11.5, Heyward 9.0, Hargrave 4.0, Tuiti 3.5, Barron 3.0, Williams 2.5, Hilton 1.5, Bush 1.0, Berry 1.0, Sutton 1.0, Chickillo 0.5

Steelers: 53.0, Opponents: 32/0

Rushing

	No.	Yds	Avg	Long	TD
Conner	116	464	4.0	25	4
Snell Jr.	108	426	3.9	23	2
Samuels	66	175	2.7	13	1
Whyte	24	122	5.1	21	0
Edmunds	22	92	4.2	45	0
Hodges	21	68	3.2	22	0
Rudolph	21	42	2.0	13	0
Johnson	4	41	10.3	17	0
Holton	1	9	9.0	9	0
Brooks-James	8	7	0.9	8	0
Roethlisberger	1	7	7.0	7	0
McDonald	1	2	2.0	2	0
Berry	2	-48	-4.0	0	0
Steelers	395	1447	3.7	45	7
Opponents	462	1753	3.8	38	7

Receiving

	No.	Yds	Avg	Long	TD
Johnson	59	680	11.5	45t	5
Samuels	47	305	6.5	27	1
Washington	44	735	16.7	79t	3
Smith-Schuster	42	552	13.1	76t	3
McDonald	38	273	7.2	22	3
Conner	34	251	7.4	26t	3
Vannett	13	128	9.8	18	0
Switzer	8	27	3.4	8	0
Edmunds	6	48	8.0	11	0
Cain	5	72	14.4	35	0
Jones	4	61	15.3	28	0
Moncrief	4	18	4.5	11	0
Snell Jr.	3	23	7.7	14	0
Holton	3	21	7.0	18	0
Nix	2	4	2.0	4	0
Whyte	1	9	9.0	9	0
Gentry	1	4	4.0	4	0
Grimble	1	3	3.0	3	0
Steelers	315	3214	10.2	79t	79t
Opponents	314	3455	11.0	58t	58t

Interceptions

	No.	Yds	Avg	Long	TD
Fitzpatrick	5	130	26.0	96t	1
Haden	5	20	4.0	16	0
Watt	2	7	3.5	7	0
Bush	2	6	3.0	6	0
Nelson	1	33	33.0	33	0
Sutton	1	26	26.0	26	0
Kelly	1	10	10.0	10	0
Edmunds	1	2	2.0	2	0
Hilton	1	1	1.0	1	0
Barron	1	0	0.0	0	0
Steelers	20	235	11.8	96t	1
Opponents	19	228	12.0	49	0

Punting

	No.	Yds	Avg	Net	TB	In	Lg	B
Berry	74	3368	45.5	40.9	4	24	69	0
Steelers	74	3368	45.5	40.9	4	24	69	0
Opponents	73	3366	46.1	40	8	29	63	0

Punt Returns

	Ret	FC	Yds	Avg	Long	TD
Johnson	20	7	248	12.4	85t	1
Switzer	8	11	29	3.6	13	0
Sutton	1	1	8	8.0	8	0
Steelers	29	19	285	9.8	85t	1
Opponents	29	24	265	9.1	29	0

Kickoff Returns

	No.	Yds	Avg	Long	TD
Whyte	14	264	18.9	34	0
Switzer	9	166	18.4	26	0
Holton	3	55	18.3	21	0
Brooks-James	2	32	16.0	16	0
Snell Jr.	1	8	8.0	8	0
Steelers	29	525	18.1	34	0
Opponents	44	946	21.5	46	0

Field Goals

	1-19	20-29	30-39	40-49	50+
Boswell	1/1	11/11	7/7	9/10	1/2
Steelers	1/1	11/11	7/7	9/10	1/2
Opponents	0/0	8/8	9/9	7/10	1/4

Boswell: (19G)(41G,33G)(46G,26G) (29G,49G)(41G,29G,33G)(20G) (42G,54N,41G)(21G,51G,33G,26G) (33G)(44N)(26G,47G,26G)(39G,29G) (30G,37G,25G)(49G)(49G)(26G)

Opponent: (25G,41G,35G,39G)(58N)(24G) (28G)(27G,26G,48G,46G)(43N,38G) (25G,43N)(56N,30G)(45N,50N)(27G) (31G,34G)(30G)(36G)(54G,37G,42G)(45G,22G,42G,47G)

STEELERS 2018 (Won 9, Lost 6, Tied 1)

Schedule

Date	W-L	Score	Opponent	Attendance
9/9	T	21-21	at Cleveland	67,431
9/16	L	42-37	Kansas City	63,956
9/24	W	30-27	at Tampa Bay	62,571
9/30	L	26-14	Baltimore	62,030
10/7	W	41-17	Atlanta	64,781
10/14	W	28-21	at Cincinnati	60,594
10/28	W	33-18	Cleveland	63,780
11/4	W	23-16	at Baltimore	70,997
11/8	W	52-21	Carolina	62,881
11/18	W	20-16	at Jacksonville	67,683
11/25	L	24-17	at Denver	76,536
12/2	L	33-30	Los Angeles	61,069
12/9	L	24-21	at Oakland	53,960
12/16	W	17-10	New England	65,280
12/23	L	31-28	at New Orleans	73,086
12/30	W	16-13	Cincinnati	63,874

Team Statistics

	Pittsburgh	Opponent
Total First Downs	378	317
Rushing	88	84
Passing	251	200
Penalty	39	33
3rd Down: Made/Att	88/198	72/197
3rd Down Pct.	44.4%	36.5%
4th Down: Made/Att	9/14	7/13
4th Down Pct.	64.3%	53.8%
Possession Avg.	30:41	29:19
Total Net Yards	6453	5235
Avg. Per Game	403.3	327.2
Total Plays	1058	987
Avg. Per Play	6.1	5.3
Net Yards Rushing	1445	1538
Avg. Per Game	90.3	96.1
Total Rushes	345	369
Net Yards Passing	5008	3697
Avg. Per Game	313.0	231.1
Sacked/Yards Lost	24/166	52/347
Gross Yards	5174	4044
Attempts/Completions	689/459	566/362
Completion Pct.	66.6%	64.0%
Had Intercepted	17	8
Punts/Average	64/43.4	82/44.0
Net Punting Avg.	38.4	39.5
Penalties/Yards	111/2016	136/1170
Fumbles/Ball Lost	21/9	16/7
Touchdowns	54	42
Rushing	16	13
Passing	35	27
Returns	3	2

Score by Period

	Q1	Q2	Q3	Q4	OT	Pts
Steelers	70	166	101	91	0	428
Opponents	96	69	72	123	0	360

Passing

	Att	Cmp	Yds	Cmp%	TD	Int	Long	Sack/Lost	Rating
Roethlisberger	675	452	5129	67.0%	34	16	97t	24/166	96.5
Dobbs	12	6	43	50.0%	0	1	22	0/0	24.0
Boswell	1	1	2	100.0%	1	0	2t	0/0	118.8
Brown	1	0	0	0.0%	0	0	0	0/0	39.6
Steelers	689	459	5174	66.6%	35	17	97t	24/166	95.5
Opponents	566	362	4044	64.0%	27	8	71	52/347	95.2

Scoring

	TD	Ru	Pa	Rt	PAT	FG	2Pt	Pts
Brown	15	0	15	0	0/0	0/0	0	90
Boswell	0	0	0	0	43/48	13/20	0	82
Conner	13	12	1	0	0/0	0/0	2	82
Smith-Schuster	7	0	7	0	0/0	0/0	1	44
McDonald	4	0	4	0	0/0	0/0	0	24
Samuels	3	0	3	0	0/0	0/0	0	18
Roethlisberger	3	3	0	0	0/0	0/0	0	18
James	2	0	2	0	0/0	0/0	0	12
McCrane	0	0	0	0	1/1	3/3	0	10
Washington	1	0	1	0	0/0	0/0	0	6
Dupree	1	0	1	0	0/0	0/0	0	6
Switzer	1	0	1	0	0/0	0/0	0	6
Villanueva	1	0	1	0	0/0	0/0	0	6
Ridley	1	1	0	0	0/0	0/0	0	6
Fort	1	0	0	1	0/0	0/0	0	6
Williams	1	0	0	1	0/0	0/0	0	6
Rogers	0	0	0	0	0/0	0/0	1	2
Burns	0	0	0	0	0/0	0/0	0	2
Steelers	54	16	35	3	44/49	16/23	4	428
Opponents	42	13	27	2	38/39	22/26	2	360

2-Pt. Conversions: Steelers 4/5, Opponents: 2/3

Sacks: Watt 13.0, C.Heyward 8.0, Hargrave 6.5, Tuitt 5.5, Dupree 5.5, Williams 4.5, Bostic 2.5, Chickillo 1.5, Edmunds 1.0, Fort 1.0, Hilton 1.0, McCullers 1.0

Steelers: 51.0, Opponents: 24.0

Rushing

	No.	Yds	Avg	Long	TD
Conner	215	973	4.5	30	12
Samuels	56	256	4.6	25	0
Roethlisberger	31	98	3.2	18	3
Ridley	29	80	2.8	12	1
Switzer	6	21	3.5	8	0
Smith-Schuster	1	13	13.0	13	0
Dobbs	4	11	2.8	10	0
Nix	1	4	4.0	4	0
Rogers	1	-4	-4.0	-4	0
Heyward-Bey	1	-7	-7.0	-7	0
Steelers	345	1445	4.2	30	1
Opponents	369	1538	4.2	51	13

Receiving

	No.	Yds	Avg	Long	TD
Smith-Schuster	111	1426	12.8	97t	7
Brown	104	1297	12.5	78t	15
Conner	55	497	9.0	29	1
McDonald	50	610	12.2	75t	4
Switzer	36	253	7.0	24	1
James	30	423	14.1	51	2
Samuels	26	199	7.7	23	3
Washington	16	217	13.6	47	1
Rogers	12	79	6.6	17	0
Grimble	6	86	14.3	23	0
Nix	4	38	9.5	19	0
Hunter	3	21	7.0	12	0
Ridley	3	18	6.0	10	0
Heyward-Bey	1	9	9.0	9	0
Villanueva	1	2	2.0	2t	1
Roethlisberger	1	-1	-1.0	-1	0
Steelers	459	5174	11.3	97t	35
Opponents	362	4044	11.2	71	27

Interceptions

	No.	Yds	Avg	Long	TD
Haden	2	0	0.0	0	0
Edmunds	1	35	35.0	35	0
Davis	1	27	27.0	27	0
Williams	1	17	17.0	17t	1
Dupree	1	10	10.0	10t	1
Hilton	1	0	0.0	0	0
Sutton	1	0	0.0	0	0
Steelers	8	89	11.1	35	2
Opponents	17	147	8.6	58t	1

Punting

	No.	Yds	Avg	Net	TB	In	Lg	B
Berry	63	2753	43.7	38.8	4	28	69	0
Roethlisberger	1	27	27.0	9.0	0	0	27	0
Steelers	64	2780	43.4	38.4	4	28	69	0
Opponents	82	3610	44.0	39.5	6	28	64	1

Punt Returns

	Ret	FC	Yds	Avg	Long	TD
Switzer	30	26	252	8.4	23	0
Samuels	1	0	0	0.0	0	0
Team	31	26	252	8.1	23	0
Opponents	17	25	245	14.4	73t	1

Kickoff Returns

	No.	Yds	Avg	Long	TD
Switzer	30	607	20.2	35	0
Nix	1	12	12.0	12	0
Samuels	1	0	0.0	0	0
Steelers	32	619	19.3	35	0
Opponents	35	727	20.8	51	0

Field Goals

	1-19	20-29	30-39	40-49	50+
Boswell	0/0	3/3	4/6	5/10	1/1
McCrane	0/0	0/0	2/2	1/1	0/0
Steelers	0/0	3/3	6/8	6/11	1/1
Opponents	0/0	6/6	6/6	10/12	0/2

Boswell: (42N)(49N)(38G, 47N)(34G, 39G)() (21G, 24G)(42G)(29G)(50G)() (48B, 41G)(48G) (39N, 40N)(32N, 48G)(49G, 30G)

McCrane: (42N)(49N)(38G, 47N)(34G, 39G)() (21G, 24G)(42G)(29G)(50G)() (48B, 41G)(48G) (39N, 40N)(32N, 48G)(49G, 30G)(39G, 47G, 35G)

Opp: (43B)() (21G, 28G)(47G, 49G, 28G, 31G) (47G)() (34G, 45G, 41N)(23G, 23G, 37G)() (48G, 38G, 43G)(41G)(52G, 29G)(44G)(33G)(43G, 50B)(49G, 32G)

STEELERS 2017 (Won 13, Lost 3)

Schedule

Date	W-L	Score	Opponent	Attendance
9/10	W	21-18	at Cleveland	67,431
9/17	W	26-9	Minnesota	65,971
9/24	L	23-17	at Chicago	61,172
10/1	W	26-9	at Baltimore	71,126
10/8	L	30-9	Jacksonville	66,237
10/15	W	19-13	at Kansas City	76,994
10/22	W	29-14	Cincinnati	65,363
10/29	W	20-15	at Detroit	64,983
11/12	W	20-17	at Indianapolis	66,146
11/16	W	40-17	Tennessee	60,703
11/26	W	31-28	Green Bay	62,147
12/4	W	23-20	at Cincinnati	56,029
12/10	W	39-38	Baltimore	60,069
12/17	L	27-24	New England	68,574
12/25	W	34-6	at Houston	71,842
12/31	W	28-24	Cleveland	50,704

Team Statistics

	Pittsburgh	Opponent
Total First Downs	348	270
Rushing	96	89
Passing	217	157
Penalty	35	34
3rd Down: Made/Att	92/209	72/199
3rd Down Pct.	44.0%	36.2%
4th Down: Made/Att	3/8	6/19
4th Down Pct.	37.5%	31.6%
Possession Avg.	31:56	28:04
Total Net Yards	6047	4910
Avg. Per Game	377.9	306.9
Total Plays	1051	940
Avg. Per Play	5.8	5.2
Net Yards Rushing	1667	1693
Avg. Per Game	104.2	105.8
Total Rushes	437	385
Net Yards Passing	4380	321.7
Avg. Per Game	273.8	201.1
Sacked/Yards Lost	24/154	56/393
Gross Yards	4534	3610
Attempts/Completions	590/384	499/297
Completion Pct.	65.1%	59.5%
Had Intercepted	15	16
Punts/Average	64/43.2	77/45.1
Net Punting Avg.	39.8	42.4
Penalties/Yards	101/896	110/1041
Fumbles/Ball Lost	15/5	19/6
Touchdowns	43	36
Rushing	12	14
Passing	29	20
Returns	2	2

Score by Period

	Q1	Q2	Q3	Q4	OT	Pts
Steelers	79	137	87	103	0	406
Opponents	65	84	91	62	6	308

Passing

	Att	Cmp	Yds	Cmp%	TD	Int	Long	Sack/Lost	Rating
Roethlisberger	561	360	4251	64.2%	28	14	97t	21/139	93.4
Jones	28	23	239	82.1%	1	1	46	3/15	99.3
Golden	1	1	44	100.0%	0	0	44	0/0	118.8
Steelers	590	384	4534	65.1%	29	15	97t	24/154	94.1
Opponents	499	297	3610	59.5%	20	16	75t	56/393	81.8

Scoring

	TD	Ru	Pa	Rt	PAT	FG	2Pt	Pts
Boswell	0	0	0	0	37/39	35/38	0	142
Bell	11	9	2	0	0/0	0/0	0	66
Brown	9	0	9	0	0/0	0/0	1	56
Smith-Schuster	8	0	7	1	0/0	0/0	0	48
Bryant	3	0	3	0	0/0	0/0	1	20
James	3	0	3	0	0/0	0/0	0	18
Nix	2	1	1	0	0/0	0/0	0	12
Grimble	1	1	0	0	0/0	0/0	0	6
Heyward-Bey	1	1	0	0	0/0	0/0	0	6
Rogers	1	0	1	0	0/0	0/0	0	6
Chickillo	1	0	0	1	0/0	0/0	0	6
Ridley	1	1	0	0	0/0	0/0	0	6
McDonald	1	0	1	0	0/0	0/0	0	6
Hunter	1	0	1	0	0/0	0/0	0	6
Steelers	43	12	29	2	37/39	35/38	2	406
Opponents	36	14	20	2	28/31	20/24	2	308

2Pt. Conversions: Steelers: 5/7N, Opponents: 2/4
 Sacks: Heyward 12.0, Williams 8.0, Watt 7.0, Dupree 6.0, Hilton 4.0, Alualu 4.0, Chickillo 3.0, Tuitt 3.0, Hargrave 2.0, Walton 2.0, Davis 1.0, Harrison 1.0, Fort 1.0, Spence 1.0, Haden 1.0
 Steelers: 56.0, Opponents: 24.0

Rushing

	No.	Yds	Avg	Long	TD
Bell	321	1291	4.0	27	9
Conner	32	144	4.5	23	0
Ridley	26	108	4.2	21	0
Roethlisberger	28	47	1.7	14	1
Heyward-Bey	2	32	16.0	29t	1
Toussaint	6	25	4.2	7	0
Bryant	6	22	3.7	13	0
Watson	5	8	1.6	3	0
Nix	3	0	0.0	1t	1
Jones	8	-10	-1.3	0	0
Steelers	437	1667	3.8	29t	12
Opponents	385	1693	4.4	90t	14

Receiving

	No.	Yds	Avg	Long	TD
Brown	101	1533	15.2	57	9
Bell	85	655	7.7	42	2
Smith-Schuster	58	917	15.8	97t	7
Bryant	50	603	12.1	51	3
James	43	372	8.7	32	3
Rogers	18	149	8.3	18t	1
McDonald	14	188	13.4	28	1
Grimble	5	32	6.4	12	1
Hunter	4	23	5.8	7	1
Heyward-Bey	2	47	23.5	44	0
Toussaint	2	9	4.5	7	0
Nix	2	6	3.0	5	1
Conner	0	0	0.0	0	0
Steelers	384	4534	11.8	97t	29
Opponents	297	3610	12.2	75t	20

Interceptions

	No.	Yds	Avg	Long	TD
Davis	3	76	25.3	41	0
Shazier	3	2	0.7	2	0
Hilton	2	45	22.5	26	0
Sensabaugh	1	32	32.0	32	0
Watt	1	17	17.0	17	0
Williams	1	13	13.0	13	0
Haden	1	1	1.0	1	0
Wilcox	1	0	0.0	0	0
Burns	1	0	0.0	0	0
Golden	1	-1	-1.0	-1	0
Gay	1	-1	-1.0	-1	0
Steelers	16	184	11.5	41	0
Opponents	15	152	10.1	61t	2

Punting

	No.	Yds	Avg	Net	TB	In	Lg	B
Berry	64	2763	43.2	39.8	2	26	62	0
Steelers	64	2763	43.2	39.8	2	26	62	0
Opponents	77	3469	45.1	42.4	0	30	62	1

Punt Returns

	Ret	FC	Yds	Avg	Long	TD
Rogers	19	10	146	7.7	27	0
Brown	11	10	61	5.5	16	0
Steelers	30	20	207	6.9	27	0
Opponents	23	24	177	7.7	32	0

Kickoff Returns

	No.	Yds	Avg	Long	TD
Smith-Schuster	9	240	26.7	96t	1
Bryant	9	151	16.8	38	0
Watson	7	140	20.0	25	0
Toussaint	6	94	15.7	23	0
Golden	1	5	5.0	5	0
Grimble	1	0	0.0	0	0
Steelers	33	630	19.1	96t	1
Opponents	43	906	21.1	40	0

Field Goals

	1-19	20-29	30-39	40-49	50+
Boswell	0/0	10/10	12/14	9/10	4/4
Steelers	0/0	10/10	12/14	9/10	4/4
Opponents	1/1	2/2	5/5	10/12	2/4

Boswell: (1)(46G, 29G, 37G, 43G)(35B, 32G)(31G, 49G, 44N)(29G, 34G, 20G)(24G)(22G, 24G, 41G, 49G, 25G)(34G, 38G)
 (41G, 37N, 33G)(41G, 28G, 50G, 26G)(53G)(30G, 37G, 38G)(52G, 43G, 24G, 46G)(51G)(34G, 36G)
 TM: (1)(46G, 29G, 37G, 43G)(35B, 32G)(31G, 49G, 44N)(29G, 34G, 20G)(24G)(22G, 24G, 41G, 49G, 25G)(34G, 38G)(41G, 37N, 33G)(41G, 28G, 50G, 26G)(53G)(30G, 37G, 38G)(52G, 43G, 24G, 46G)(51G)(34G, 36G)
 OPP: (24G)(42G)(47N, 24G, 32G)(62N, 42G)(47G)(46G, 33G)(1)(48G, 37G, 51G, 34G, 19G)(48G)(48B, 44G)(57N)(35G, 41G)(47G)(46G)(1)(51G)

STEELERS 2016 (Won 11, Lost 5)

Schedule

Date	W-L	Score	Opponent	Attendance
9/12	W	38-16	at Washington	79,124
9/18	W	24-16	Cincinnati	65,072
9/25	L	34-3	at Philadelphia	69,596
10/2	W	43-14	Kansas City	61,278
10/9	W	31-13	N.Y. Jets	66,385
10/16	L	30-15	at Miami	65,351
10/23	L	27-16	New England	66,009
11/6	L	21-14	at Baltimore	71,286
11/13	L	35-30	Dallas	67,737
11/20	W	24-9	at Cleveland	67,431
11/24	W	28-7	at Indianapolis	66,583
12/4	W	24-14	N.Y. Giants	65,825
12/11	W	27-20	at Buffalo	69,657
12/18	W	24-20	at Cincinnati	62,096
12/25	W	31-27	Baltimore	66,276
1/1	W	27-24	Cleveland	55,921

Team Statistics

	Pittsburgh	Opponent
Total First Downs	336	313
Rushing	97	95
Passing	210	184
Penalty	29	34
3rd Down: Made/Att	83/202	88/214
3rd Down Pct.	41.1%	41.1%
4th Down: Made/Att	9/16	11/21
4th Down Pct.	56.3%	52.4%
Possession Avg.	30:22	29:38
Total Net Yards	5962	5482
Avg. Per Game	372.6	342.6
Total Plays	1026	997
Avg. Per Play	5.8	5.5
Net Yards Rushing	1760	1600
Avg. Per Game	110.0	100.0
Total Rushes	409	269
Net Yards Passing	4202	3882
Avg. Per Game	262.2	242.6
Sacked/Yards Lost	21/175	38/259
Gross Yards	4377	4141
Attempts/Completions	596/381	590/381
Completion Pct.	63.9%	64.6%
Had Intercepted	15	13
Punts/Average	69/44.9	70/43.4
Net Punting Avg.	40.2	38.8
Penalties/Yards	113/1068	109/920
Fumbles/Ball Lost	16/3	21/10
Touchdowns	47	36
Rushing	13	15
Passing	33	20
Returns	1	1

Score by Period

	Q1	Q2	Q3	Q4	OT	Pts
Steelers	95	94	59	145	6	399
Opponents	62	83	74	105	3	327

Passing

	Att	Cmp	Yds	Cmp%	TD	Int	Long	Sack/Lost	Rating
Roethlisberger	509	328	3819	64.4%	29	13	72t	17/141	95.4
Jones	86	53	558	61.6%	4	2	51	4/34	86.3
Bell	1	0	0	0.0%	0	0	0/0		39.6
Steelers	596	381	4377	63.9%	33	15	72t	21/175	93.9
Opponents	590	381	4141	64.6%	20	13	95t	38/259	87.3

Scoring

	TD	Ru	Pa	Rt	PAT	FG	2Pt	Pts
Boswell	0	0	0	0	36/36	21/25	0	99
Brown	12	0	12	0	0/0	0/0	0	72
Bell	9	7	2	0	0/0	0/0	1	56
D. Williams	6	4	2	0	0/0	0/0	0	36
Heyward-Bey	3	1	2	0	0/0	0/0	0	18
Rogers	3	0	3	0	0/0	0/0	0	18
James	3	0	3	0	0/0	0/0	0	18
Coates	2	0	2	0	0/0	0/0	0	12
Grimble	2	0	2	0	0/0	0/0	0	12
Hamilton	2	0	2	0	0/0	0/0	0	12
Bullock	0	0	0	0	1/1	3/3	0	10
Wheaton	1	0	1	0	0/0	0/0	1	8
Green	1	0	1	0	0/0	0/0	0	6
Roethlisberger	1	1	0	0	0/0	0/0	0	6
Ayers	1	0	1	0	0/0	0/0	0	6
Hargrave	1	0	0	1	0/0	0/0	0	6
D. Johnson	0	0	0	0	0/0	0/0	1	2
Steelers	47	13	33	1	37/37	24/28	3	399
Opponents	36	15	20	1	29/32	26/31	2	327

2-Pt. Conversions: Steelers 3/9, Opponents: 2/4

Sacks: Harrison 5.0, Dupree 4.5, Tuitt 4.0, Shazier 3.5, Moats 3.5, Heyward 3.0, Timmons 2.5, Chickillo 2.5, Hargrave 2.0, V. Williams 2.0, Davis 1.5, Gay 1.0, Mathews 1.0, McCullers 1.0, J. Jones 1.0

Steelers: 38.0, Opponents: 21.0

Rushing

	No.	Yds	Avg	Long	TD
Bell	261	1268	4.9	44	7
D. Williams	98	343	3.5	17	4
Heyward-Bey	1	60	60.0	60t	1
Toussaint	14	58	4.1	16	0
Roethlisberger	16	14	0.9	14	1
Coates	4	14	3.5	15	0
Brown	3	9	3.0	13	0
Richardson	2	7	3.5	6	0
Rogers	1	6	6.0	6	0
Berry	1	-3	-3.0	-3	0
L. Jones	6	-4	-0.7	0	0
Ayers	2	-12	-6.0	0	0
Steelers	409	1760	4.3	60t	13
Opponents	369	1600	4.3	67	15

Receiving

	No.	Yds	Avg	Long	TD
Brown	106	1284	12.1	51	12
Bell	75	616	8.2	32	2
Rogers	48	594	12.4	39	2
James	39	338	8.7	24	3
Coates	21	435	20.7	72t	2
Green	18	304	16.9	37	1
D. Williams	18	118	6.6	20	2
Hamilton	17	234	13.8	39	2
Grimble	11	118	10.7	20t	2
Johnson	7	80	11.4	26	0
Heyward-Bey	6	114	19.0	46	2
Ayers	6	53	8.8	15	1
Wheaton	4	51	12.8	30t	1
Toussaint	3	33	11.0	15	0
Nix	2	5	2.5	3	0
Steelers	381	4377	11.5	72t	33
Opponents	381	4141	10.9	95t	20

Interceptions

	No.	Yds	Avg	Long	TD
Burns	3	13	4.3	9	0
Shazier	3	0	0.0	0	0
Timmons	2	74	37.0	58	0
Mitchell	1	26	26.0	26	0
J. Jones	1	20	20.0	20	0
Gay	1	0	0.0	0	0
Davis	1	0	0.0	0	0
Harrison	1	0	0.0	0	0
Steelers	13	133	10.2	58	0
Opponents	15	220	14.7	67	0

Punting

	No.	Yds	Avg	Net	TB	In	Lg	B
Berry	68	3100	45.6	40.2	3	25	64	1
Steelers	68	3100	45.6	40.2	3	25	64	1
Opponents	70	3039	43.4	38.8	7	23	58	0

Punt Returns

	Ret	FC	Yds	Avg	Long	TD
Brown	15	15	140	9.3	33	0
Rogers	7	4	45	6.4	15	0
Steelers	22	19	185	8.4	33	0
Opponents	28	17	269	9.6	39	0

Kickoff Returns

	No.	Yds	Avg	Long	TD
Toussaint	13	278	21.4	33	0
Coates	6	150	25.0	44	0
Hamilton	5	83	16.6	20	0
J. Gilbert	3	69	23.0	32	0
Brown	1	23	23.0	23	0
Steelers	28	603	21.5	44	0
Opponents	29	717	24.7	72	0

Field Goals

	1-19	20-29	30-39	40-49	50+
Boswell	0/0	2/2	8/9	11/12	0/2
Bullock	0/0	0/0	2/2	1/1	0/0
Steelers	0/0	2/2	10/11	12/13	0/2
Opponents	0/0	8/9	10/10	7/9	1/3

Boswell: (46G)(49G)(36B,40G)() (47G)() (42N,32G,46G,44G,54N)() (39G,55N,25G)(32G,33G,22G)() (37G,39G) (45G,49G,49G,40G,49G,30G)(36G)()
 TM: (46G)(49G)(36B,40G)() (47G)() (42N,32G,46G,44G,54N)() (39G,55N,25G) (32G,33G,22G)() (44G,34G,38G)(37G,39G) (45G,49G,49G,40G,49G,30G)(36G)()
 OPP: (31G,40G,34G)(25G,33G,21G)(29G,38G) (49N)(35G,48G)(30G,23G,30G,24G,50N) () (49G,42G)(37G,53G,46G)(24G)(52N)() (23G,22G)(41G,38G,46G,23G)(49N,34G)

STEELERS 2015 (Won 10, Lost 6)

Schedule

Date	W-L	Score	Opponent	Attendance
9/10	L	28-21	at New England	66,829
9/20	W	43-18	San Francisco	66,472
9/27	W	12-6	at St. Louis	52,433
10/1	L	23-20/OT	Baltimore	66,929
10/12	W	24-20	at San Diego	67,658
10/18	W	25-13	Arizona	63,846
10/25	L	23-13	at Kansas City	76,365
11/1	L	16-10	Cincinnati	64,750
11/8	W	38-35	Oakland	65,520
11/15	W	30-9	Cleveland	64,402
11/29	L	39-30	at Seattle	69,055
12/6	W	45-10	Indianapolis	58,701
12/13	W	33-20	at Cincinnati	65,564
12/20	W	34-27	Denver	67,234
12/27	L	20-17	at Baltimore	71,261
1/3	W	28-12	at Cleveland	66,693

Team Statistics

	Pittsburgh	Opponent
Total First Downs	331	327
Rushing	91	71
Passing	207	231
Penalty	33	25
3rd Down: Made/Att	75/193	90/225
3rd Down Pct.	38.9%	40.0%
4th Down: Made/Att	4/12	7/24
4th Down Pct.	33.3%	29.2%
Possession Avg.	29:24	30:36
Total Net Yards	6327	5809
Avg. Per Game	395.4	363.1
Total Plays	1011	1055
Avg. Per Play	6.3	5.5
Net Yards Rushing	1724	1459
Avg. Per Game	107.8	91.2
Total Rushes	388	382
Net Yards Passing	4603	4350
Avg. Per Game	287.7	271.9
Sacked/Yards Lost	33/219	48/311
Gross Yards	4822	4661
Attempts/Completions	590/391	625/402
Completion Pct.	66.3%	64.3%
Had Intercepted	21	17
Punts/Average	59/42.6	70/43.8
Net Punting Avg.	39.1	38.8
Penalties/Yards	94/868	121/1149
Fumbles/Ball Lost	16/7	27/13
Touchdowns	45	35
Rushing	16	5
Passing	26	29
Returns	3	0

Score by Period

	Q1	Q2	Q3	Q4	OT	Pts
Steelers	63	134	81	145	0	423
Opponents	64	92	37	123	3	319

Passing

	Att	Cmp	Yds	Cmp%	TD	Int	Long	Sack/Lost	Rating
Roethlisberger	469	319	3938	68.0%	21	16	69t	20/141	94.1
Jones	55	32	513	58.2%	3	4	88t	2/17	77.3
Vick	66	40	371	60.6%	2	1	72t	10/53	79.8
A. Brown	0	0	0	0.0%	0	0	1/8	0	0.0
Steelers	590	391	4822	66.3%	26	21	88t	33/219	91.2
Opponents	625	402	4661	64.3%	29	17	80t	48/311	90.9

Scoring

	TD	Ru	Pa	Rt	PAT	FG	2Pt	Pts
Boswell	0	0	0	0	26/27	0	0	113
A. Brown	11	0	10	1	0/0	2	2	70
Williams	11	11	0	0	0/0	1	1	68
Bryant	7	1	6	0	0/0	0	0	42
Wheaton	5	0	5	0	0/0	1	1	32
Scobee	0	0	0	0	6/10	0	0	24
Bell	3	3	0	0	0/0	0	0	18
Miller	2	0	2	0	0/0	1	1	14
Heyward-Bey	2	0	2	0	0/0	0	0	12
James	1	1	0	0	0/0	1	1	8
Johnson	1	1	0	0	0/0	1	1	8
Blake	1	0	0	0	0/0	0	0	6
Gay	1	0	0	1	0/0	0	0	6
Toussaint	0	0	0	0	0/0	1	1	2
Steelers	45	16	26	3	35/42	8	8	423
Opponents	35	6	29	0	26/31	1	1	319

2Pt. Conversions: Steelers 8/11, Opponents: 1/3
 Sacks: Heyward 7.0, Tuitt 6.5, Harrison 5.0, Timmons 5.0, Moats 4.0, Allen 4.0, Dupree 4.0, Shazier 3.5, J. Jones 2.0, Blake 1.0, Boykin 1.0, McLendon 1.0, Spence 1.0, Gay 1.0, Williams 0.5, McCullers 0.5
 Steelers: 47.0, Opponents: 33.0

Rushing

	No.	Yds	Avg	Long	TD
Williams	200	907	4.5	55	11
Bell	113	556	4.9	42	3
Vick	20	99	5.0	24	0
Toussaint	18	42	2.3	7	0
Bryant	5	37	7.4	13	1
Roethlisberger	15	29	1.9	13	0
A. Brown	3	28	9.3	16	0
Todman	4	22	5.5	11	0
Johnson	4	7	1.8	6	1
Miller	1	2	2.0	2	0
Jac. Jones	5	-5	-1.0	0	0
Steelers	388	1724	4.4	55	16
Opponents	382	1459	3.8	44	6

Receiving

	No.	Yds	Avg	Long	TD
A. Brown	136&	1834&	13.5	59	10
Miller	60	535	8.9	27	2
Bryant	50	765	15.3	88t	6
Wheaton	44	749	17.0	72t	5
Williams	40	367	9.2	34	0
Bell	24	136	5.7	20	0
Heyward-Bey	21	314	15.0	66	2
James	8	56	7.0	20	1
Johnson	2	16	8.0	11	0
Nix	2	16	8.0	10	0
Spaeth	2	10	5.0	6	0
Murphy	1	16	16.0	16	0
Coates	1	11	11.0	11	0
Toussaint	0	0	0.0	0	0
Villanueva	0	0	0.0	0	0
Todman	0	0	0.0	0	0
Roethlisberger	0	-3	0.0	-3	0
Steelers	391	4822	12.3	88t	26
Opponents	402	4661	11.6	80t	29

Interceptions

	No.	Yds	Avg	Long	TD
Mitchell	3	16	5.3	9	0
Blake	2	112	56.0&	70t	1
Cockrell	2	62	31.0	37	0
Gay	2	30	15.0	23t	1
Golden	1	27	27.0	27	0
W. Allen	1	20	20.0	20	0
Harrison	1	6	6.0	6	0
J. Jones	1	5	5.0	5	0
Tuitt	1	3	3.0	3	0
Boykin	1	1	1.0	1	0
Timmons	1	0	0.0	0	0
Shazier	1	0	0.0	0	0
Steelers	17	282	16.6	70t	2
Opponents	21	241	11.5	54	0

Punting

	No.	Yds	Avg	Net	TB	In	Lg	B
Berry	59	2511	42.6	39.1	2	28	79	0
Steelers	59	2511	42.6	39.1	2	28	79	0
Opponents	70	3066	43.8	38.8	6	23	67	0

Punt Returns

	Ret	FC	Yds	Avg	Long	TD
Brown	22	13	212	9.6	71t	1
Jac. Jones	6	4	19	3.2	14	0
Steelers	28	17	231	8.3	71t	1
Opponents	19	21	165	8.7	25	0

Kickoff Returns

	No.	Yds	Avg	Long	TD
Archer	14	354	25.3	38	0
Jac. Jones	9	220	24.4	36	0
Wheaton	5	105	21.0	28	0
Todman	1	22	22.0	22	0
Steelers	29	701	24.2	38	0
Opponents	54	1200	22.2	60	0

Field Goals

	1-19	20-29	30-39	40-49	50+
Boswell	1/1	9/9	8/8	9/12	2/2
Scobee	0/0	2/2	1/1	3/7	0/0
Steelers	1/1	11/11	9/9	12/19	2/2
Opponents	0/0	7/7	7/7	9/11	3/6

Scobee: [44N, 46N, 44G, 24G] [1] [21G, 41G] [45G, 36G, 49N, 41N]
 Boswell: [47G] [47G, 48G, 51G, 28G] [24G, 36G] [32G] [34G, 38G, 41N, 18G] [24G, 34G, 25G] [44G, 25G, 22G] [29G, 51G, 47N, 42G] [42G, 47G, 45G, 31G] [24G, 41G] [34G] [48N, 39G, 21G]
 Opponents: [1] [47G] [49G, 27G] [40G, 42G, 52G] [60N, 40G, 54G] [47N, 31G, 39G] [30G, 22G, 27G, 54N] [44G, 45G, 42N, 44G] [1] [23G] [1] [35G] [54N, 46G, 27G] [1] [37G, 50G] [29G, 39G, 33G, 29G]

STEELERS 2014 (Won 11, Lost 5)

Schedule

Date	W-L	Score	Opponent	Attendance
9/7	W	30-27	Cleveland	64,598
9/11	L	26-6	at Baltimore	71,181
9/21	W	37-19	at Carolina	73,945
9/28	L	27-24	Tampa Bay	62,910
10/5	W	17-9	at Jacksonville	66,198
10/12	L	31-10	at Cleveland	67,431
10/20	W	30-23	Houston	56,375
10/26	W	51-34	Indianapolis	62,479
11/2	W	43-23	Baltimore	63,971
11/9	L	20-13	at N.Y. Jets	78,160
11/17	W	27-24	at Tennessee	69,143
11/30	L	35-52	New Orleans	61,916
12/7	W	42-21	at Cincinnati	65,512
12/14	W	27-20	at Atlanta	71,161
12/21	W	20-12	Kansas City	60,865
12/28	W	27-17	Cincinnati	64,697

Team Statistics

	Pittsburgh	Opponent
Total First Downs	379&	314
Rushing	98	88
Passing	243	193
Penalty	38	33
3rd Down: Made/Att	93/208	71/189
3rd Down Pct.	44.7%	37.6%
4th Down: Made/Att	5/10	10/14
4th Down Pct.	50.0%	71.4%
Possession Avg.	32:24	27:36
Total Net Yards	6577&	5654
Avg. Per Game	411.1	353.4
Total Plays	1068	944
Avg. Per Play	6.2	6.0
Net Yards Rushing	1752	1605
Avg. Per Game	109.5	100.3
Total Rushes	423	368
Net Yards Passing	4825	4049
Avg. Per Game	301.6&	253.1
Sacked/Yards Lost	33/172	33/194
Gross Yards	4997	4243
Attempts/Completions	612/411	543/350
Completion Pct.	67.2%	64.5%
Had Intercepted	10	11
Punts/Average	62/43.0	68/45.3
Net Punting Avg.	38.2	39.7
Penalties/Yards	103/834	97/835
Fumbles/Ball Lost	16/11	20/10
Touchdowns	49	40
Rushing	10	9
Passing	33	30
Returns	6	1

Score by Period

	Q1	Q2	Q3	Q4	OT	Pts
Steelers	65	167	52	152	0	426&
Opponents	77	104	88	99	0	368

Passing

	Att	Cmp	Yds	Cmp%	TD	Int	Long	Sack/Lost	Rating
Roethlisberger	608&	408&	4952&	67.1%	32&	9	94	33/172	103.3
Golden	1	1	25	100.0%	0	25	0/0	0	118.8
A. Brown	2	2	20	100.0%	1	0	17	0/0	147.9
Wing	1	0	0	0.0%	0	1	0	0/0	0.0
Steelers	612	411	4997	67.2%	33	10	94	33/172	103.2
Opponents	543	350	4243	64.5%	30	11	81	33/194	98.3

Scoring

&Team Record	TD	Ru	Pa	Rt	PAT	FG	2Pt	Pts
Suisham	0	0	0	0	45/45	29/32	0	132
A. Brown	14	0	13	1	0/0	0/0	1	86
Bell	11	8	3	0	0/0	0/0	0	66
Bryant	8	0	8	0	0/0	0/0	0	48
Miller	3	0	3	0	0/0	0/0	1	20
Gay	3	0	0	3&	0/0	0/0	0	18
Moore	2	0	2	0	0/0	0/0	1	14
Blount	2	2	0	0	0/0	0/0	0	12
Wheaton	2	0	2	0	0/0	0/0	0	12
Spaeth	1	0	1	0	0/0	0/0	1	8
McCain	1	0	0	1	0/0	0/0	0	6
Palmer	1	0	1	0	0/0	0/0	0	6
Golden	1	0	0	1	0/0	0/0	0	6
Steelers	49	10	33	6	45/45	29/32	4	436
Opponents	40	9	30	1	38/38	30/32	0	368

Sacks: Heyward 7.5, Moats 4.0, Jones 2.0, Timmons 2.0, McLendon 1.0, Spence 1.0, Tuitt 1.0, Keisel 1.0, Thomas 0.5

Steelers: 33.0, Opponents: 33.0

2-Pt. Conversions: Steelers 4/4, Opponents: 27/36 0/2

Rushing

	No.	Yds	Avg	Long	TD
Bell	290	1361	4.7	81	8
Blount	65	266	4.1	50	2
Archer	10	40	4.0	15	0
Roethlisberger	33	27	0.8	8	0
Wheaton	4	19	4.8	12	0
Harris	9	16	1.8	4	0
A. Brown	4	13	3.3	9	0
Bryant	3	12	4.0	9	0
Johnson	2	0	0.0	0	0
Wing	1	0	0.0	0	0
Gradkowski	2	-2	-1.0	-1	0
Steelers	423	1752	4.1	81	10
Opponents	368	1605	4.4	41	9

Receiving

	No.	Yds	Avg	Long	TD
A. Brown	129	1698	13.2	63t	13&
Bell	83	854	10.3	48	3
Miller	66	761	11.5	49	3
Wheaton	53	644	12.2	47t	2
Bryant	26	549	21.1	94t	8
Moore	14	198	14.1	29	2
J. Brown	12	94	7.8	18	0
Archer	7	23	3.3	15	0
Johnson	6	41	6.8	18	0
Blount	6	36	6.0	13	0
Spaeth	3	46	15.3	33t	1
Heyward-Bey	3	33	11.0	17	0
Blake	1	25	25.0	25	1
Palmer	1	1	1.0	1t	0
Pouncey	1	0	0.0	0	0
Roethlisberger	0	-6	0.0	-6	0
Steelers	411	4997	12.2	94t	33
Opponents	350	4243	12.1	81t	30

&Team Record

Interceptions

	No.	Yds	Avg	Long	TD
Gay	3	113	37.7	52t	3&
McCain	3	56	18.7	31	1
C. Allen	2	27	13.5	27	0
Worldis	1	30	30.0	30	0
Keisel	1	16	16.0	16	0
Blake	1	0	0.0	0	0
Steelers	11	242	22.0	52t	4
Opponents	10	29	2.9	13	0

&Team Record

Punting

	No.	Yds	Avg	Net	TB	In	Lg	B
Wing	61	2668	43.7	38.8	4	20	74	0
Steelers	62	2668	43	38.2	4	20	74	1
Opponents	68	3078	45.3	39.7	3	20	69	0

Punt Returns

	Ret	FC	Yds	Avg	Long	TD
A. Brown	30	16	319	10.6	71t	1
Archer	1	0	2	2.0	2	0
Williams	1	0	0	0.0	0	0
Steelers	32	16	321	10.0	71t	1
Opponents	27	18	221	8.2	33	0

Kickoff Returns

	No.	Yds	Avg	Long	TD
Wheaton	20	494	24.7	41	0
Archer	9	161	17.9	23	0
Blount	5	103	20.6	29	0
A. Brown	1	0	0.0	0	0
Steelers	35	758	21.7	41	0
Opponents	54	1249	23.1	108t	1

Field Goals

	1-19	20-29	30-39	40-49	50+
Suisham	0/0	12/13	6/6	10/10	1/3
Steelers	0/0	12/13	6/6	10/10	1/3
Opponents	0/0	12/12	11/11	6/7	1/2

Suisham: (36G,34G,41G)(25G,43G)(42G,24G,45G) (25G,50N)(24G)(20G)

(44G,30G,40G)(0)(53G,23N,27G)(49G,23G)

(49G,31G,54N,47G)(22G,44G)(38G,38G) (23G,23G) (29G,25G)

Opponents: (39G,25G)(30G,23G,22G,20G)

(40G,40G)(50G,27G)(43G,35G,36G)(40G)

(39G,38G,31G)(31G,23G)(46G)(23G,45N,30G)

(20G)(0)(28G,22G)(35G,25G,45G,23G) (39G,50N)

STEELERS 2013 (Won 8, Lost 8)

Schedule

Date	W-L	Score	Opponent	Attendance
9/8	L	16-9	Tennessee	61,585
9/16	L	20-10	at Cincinnati	64,585
9/22	L	40-23	Chicago	61,575
9/29	L	34-27	at Minnesota	83,518
10/13	W	19-6	at N.Y. Jets	76,957
10/20	W	19-16	Baltimore	62,295
10/27	L	21-18	at Oakland	52,950
11/3	L	55-31	at New England	68,756
11/10	W	23-10	Buffalo	60,406
11/17	W	37-27	Detroit	57,905
11/24	W	27-11	at Cleveland	71,513
11/28	L	22-20	at Baltimore	71,005
12/8	L	34-28	Miami	52,489
12/15	W	30-20	Cincinnati	45,873
12/22	W	38-31	at Green Bay	77,999
12/29	W	20-7	Cleveland	56,361

Team Statistics

	Pittsburgh	Opponent
Total First Downs	312	303
Rushing	81	106
Passing	207	174
Penalty	24	23
3rd Down: Made/Att	82/216	91/230
3rd Down Pct.	38.0%	39.6%
4th Down: Made/Att	9/15	9/20
4th Down Pct.	60.0%	45.0%
Possession Avg.	30:53	29:07
Total Net Yards	5400	5402
Avg. Per Game	337.5	337.6
Total Plays	1023	1036
Avg. Per Play	5.3	5.2
Net Yards Rushing	1383	1849
Avg. Per Game	86.4	115.6
Total Rushes	394	433
Net Yards Passing	4017	3553
Avg. Per Game	251.1	222.1
Sacked/Yards Lost	43/289	34/198
Gross Yards	4306	3751
Attempts/Completions	586/377	569/329
Completion Pct.	64.3%	57.8%
Had Intercepted	14	10
Punts/Average	76/41.1	79/43.0
Net Punting Avg.	35.2	35.8
Penalties/Yards	80/677	92/798
Fumbles/Ball Lost	16/10	21/10
Touchdowns	41	41
Rushing	9	18
Passing	28	21
Returns	4	2

Score by Period

	Q1	Q2	Q3	Q4	OT	Pts
Steelers	78	87	106	108	0	379
Opponents	84	108	57	121	0	370

Passing

	Att	Cmp	Yds	Cmp%	TD	Int	Long	Sack/Lost	Rating
Roethlisberger	584	375	4261	64.2%	28	14	67	42/282	92.0
McBriar	1	1	30	100.0%	0	0	30	0/0	118.8
Brown	1	1	15	100.0%	0	0	15	1/7	118.8
Steelers	586	377	4306	64.3%	28	14	67	43/289	92.3
Opponents	569	329	3751	57.8%	21	10	81t	34/198	92.7

Scoring

	TD	Ru	Pa	Rt	PAT	FG	2Pt	Pts
Suisham	0	0	0	0	39/39	30/32	0	129
Cotchery	10	0	0	0	0/0	0/0	0	60
Brown	9	0	8	1	0/0	0/0	0	54
Bell	8	8	0	0	0/0	0/0	0	48
Sanders	6	0	6	0	0/0	0/0	1	38
Polamalu	1	0	0	0	0/0	0/0	0	6
Roethlisberger	1	1	0	0	0/0	0/0	0	6
Miller	1	0	1	0	0/0	0/0	0	6
Spaeth	1	0	1	0	0/0	0/0	0	6
Gay	1	0	0	1	0/0	0/0	0	6
Allen	1	0	0	1	0/0	0/0	0	6
Johnson	1	0	1	0	0/0	0/0	0	6
Moye	1	0	1	0	0/0	0/0	0	6
Steelers	41	9	28	4	39/39	30/32	1	379
Opponents	41	18	21	2	38/39	28/31	1	370

Sacks: Werhli 8.0, Heyward 5.0, Woodley 5.0, Keisel 4.0, Timmons 3.0, Hood 3.0, Woods 2.0, Polamalu 2.0, Gay 1.0, Jones 1.0
Steelers: 34.0, Opponents: 43.0

2-PT. Conversions: Steelers 1-2, Opponents: 1-2

Rushing

	No.	Yds	Avg	Long	TD
Bell	244	860	3.5	43	8
Dwyer	49	197	4.0	30	0
Jones	48	184	3.8	14	0
Roethlisberger	27	99	3.7	19	1
Sanders	1	25	25.0	25	0
Stephens-Howling	6	19	3.2	5	0
Redman	10	12	1.2	8	0
Brown	7	4	0.6	10	0
Cotchery	1	-5	-5.0	-5	0
Suisham	1	-12	-12.0	-12	0
Steelers	394	1383	3.5	43	9
Opponents	433	1849	4.3	93t	18

Receiving

	No.	Yds	Avg	Long	TD
Brown	110	1499	13.6	56	8
Sanders	67	740	11.0	55t	6
Miller	58	593	10.2	31	1
Cotchery	46	602	13.1	36	10
Bell	45	399	8.9	43	0
Jones	9	63	7.0	15	0
Dwyer	8	64	8.0	23	0
Johnson	8	41	5.1	9	1
Paulson	6	102	17.0	34	0
Wheaton	6	64	10.7	21	0
Johnson	4	70	17.5	32	0
Redman	4	14	3.5	7	0
Moye	2	20	10.0	19	1
Stephens-Howling	2	11	5.5	7	0
Spaeth	1	11	11.0	11t	1
Palmer	1	8	8.0	8	0
Roethlisberger	0	5	0.0	5	0
Gilbert	0	0	0.0	0	0
Steelers	377	4306	11.4	56	28
Opponents	329	3751	11.4	81t	21

Interceptions

	No.	Yds	Avg	Long	TD
Clark	2	50	25.0	37	0
Allen	2	43	21.5	40t	1
Polamalu	2	36	18.0	19t	1
Timmons	2	26	13.0	23	0
Allen	1	27	27.0	27	0
Gay	1	21	21.0	21t	1
Steelers	10	203	20.3	40t	3
Opponents	14	170	12.1	57	1

Punting

	No.	Yds	Avg	Net	TB	In	Lg	B
McBriar	40	1652	41.3	3	3	13	70	1
Mesko	34	1445	42.5	2	2	3	65	0
Roethlisberger	1	28	28.0	0	0	1	28	0
Steelers	75	3125	35.7	5	5	17	70	1
Opponents	79	3397	35.8	8	8	22	61	0

Punt Returns

	Ret	FC	Yds	Avg	Long	TD
Brown	32	23	409	12.8	67t	1
Steelers	32	23	409	12.8	67t	1
Opponents	35	16	313	8.9	43	0

Kickoff Returns

	No.	Yds	Avg	Long	TD
Jones	23	510	22.2	42	0
Sanders	10	268	26.8	46	0
Dwyer	4	90	22.5	27	0
Wheaton	2	37	18.5	25	0
Stephens-Howling	1	25	25.0	25	0
Brown	1	16	16.0	16	0
Heyward	1	11	11.0	11	0
Palmer	1	5	5.0	5	0
Steelers	43	962	22.4	46	0
Opponents	55	1225	22.3	73	0

Field Goals

	1-19	20-29	30-39	40-49	50+
Suisham	0/0	9/9	13/15	8/8	0/0
Steelers	0/0	9/9	13/15	8/8	0/0
Opponents	1/1	8/8	10/10	8/10	1/2

Suisham: (21G,35G)(45G,45G)(33G)(20G,34G,34G)(29G,28G,52G,54N)

(42G,47G,42G)(48G,27G)(30G)(35G,31G,23G)

(22G)() (46G,41G,42G)(49G)(32G)(24N,40G,53N) (41G)

Opponents: (26G)(38G)(32G,43G)() (22G,38G,47G,40G)(48G)(48G,45G)

(51N,50G,23G)(22G,33N,46G)(26G,41N,39G)

(28G,32G)(45G,23G)(51G,39G)(50G,21G) (41G,56N,43G)(39N,51G)

STEELERS 2012 (Won 8, Lost 8)

Schedule

Date	W-L	Score	Opponent	Attendance
9/9	L	31-19	at Denver	76,823
9/16	W	27-10	N.Y. Jets	64,511
9/23	L	34-31	at Oakland	62,373
10/7	W	16-14	Philadelphia	64,737
10/11	L	26-23	at Tennessee	69,143
10/21	W	24-17	at Cincinnati	63,411
10/28	W	27-12	Washington	62,371
11/4	W	24-20	at N.Y. Giants	80,991
11/12	W	16-13/OT	Kansas City	57,644
11/18	L	13-10	Baltimore	63,446
11/25	L	20-14	at Cleveland	69,661
12/2	W	23-20	at Baltimore	71,442
12/9	L	34-24	San Diego	61,359
12/16	L	27-24/OT	at Dallas	95,595
12/23	L	13-10	Cincinnati	63,236
12/30	W	24-10	Cleveland	51,831

Team Statistics

	Pittsburgh	Opponent
Total First Downs	307	273
Rushing	80	78
Passing	202	169
Penalty	25	26
3rd Down: Made/Att	94/224	73/206
3rd Down Pct.	42.0%	35.4%
4th Down: Made/Att	6/13	8/11
4th Down Pct.	46.2%	72.7%
Possession Avg.	32:07	27:53
Total Net Yards	5324	4413
Avg. Per Game	332.8	275.8
Total Plays	1023	951
Avg. Per Play	5.2	4.6
Net Yards Rushing	1537	1450
Avg. Per Game	96.1	90.6
Total Rushes	412	391
Net Yards Passing	3787	2963
Avg. Per Game	236.7	185.2
Sacked/Yards Lost	37/225	37/196
Gross Yards	4012	3159
Attempts/Completions	574/354	523/299
Completion Pct.	61.7%	57.2%
Had Intercepted	14	10
Punts/Average	79/43.0	88/45.2
Net Punting Avg.	37.2	40.0
Penalties/Yards	92/938	100/882
Fumbles/Ball Lost	33/16	19/10
Touchdowns	36	33
Rushing	8	9
Passing	27	19
Returns	1	5

Score by Period

	Q1	Q2	Q3	Q4	OT	Pts
Steelers	57	114	71	91	3	336
Opponents	60	103	78	70	3	314

Passing

	Att	Cmp	Yds	Cmp%	Td	Int	Long	Sack/Lost	Rating
Roethlisberger	449	284	3265	63.3%	26	8	82t	30/182	97.0
Batch	70	45	475	64.3%	1	4	43	3/12	64.9
Leftwich	53	25	272	47.2%	0	1	37	3/24	54.9
Brown	2	0	0	0.0%	0	1	0	0/0	0.0
Sanders	0	0	0	0.0%	0	0	0	1/7	0.0
Steelers	574	354	4012	27	14	82t	37/225		88.1
Opponents	523	299	3159	19	19	10	71t	37/196	79.0

Scoring

	TD	Ru	Pa	Rt	PAT	FG	2Pt	Pts
Suisham	0	0	0	0	34/34	28/31	0	118
Miller	8	0	8	0	0/0	0/0	1	50
Wallace	8	0	8	0	0/0	0/0	0	48
Brown	5	0	5	0	0/0	0/0	0	30
Redman	2	2	0	0	0/0	0/0	0	12
Dwyer	2	2	0	0	0/0	0/0	0	12
Rainey	2	2	0	0	0/0	0/0	0	12
Pope	2	0	2	0	0/0	0/0	0	12
Timmons	1	0	0	1	0/0	0/0	0	6
Mendenhall	1	0	1	0	0/0	0/0	0	6
Sanders	1	0	1	0	0/0	0/0	0	6
Burress	1	0	1	0	0/0	0/0	0	6
Leftwich	1	1	0	0	0/0	0/0	0	6
Batch	1	1	0	0	0/0	0/0	0	6
Johnson	1	0	1	0	0/0	0/0	0	6
Steelers	36	8	27	10	34/34	28/31	1	336
Opponents	33	9	19	5	30/31	28/33	1	314

Sacks: Timmons 6.0, Harrison 6.0, Worlids 5.0, Keisel 4.5, Foote 4.0, Woodley 4.0, Hood 3.0, McLendon 2.0, Heyward 1.5, Polamalu 1.0

Steelers: 37.0, Opponents: 37.0

2-PT. Conversions: Steelers 1-2, Opponents: 1-2

Rushing

	No.	Yds	Avg	Long	TD
Dwyer	156	623	4.0	34	2
Redman	110	410	3.7	28	2
Mendenhall	51	182	3.6	20	0
Rainey	26	102	3.9	19	2
Roethlisberger	26	92	3.5	14	0
Batch	25	49	2.0	10	1
Leftwich	1	31	31.0	31t	1
Brown	7	24	3.4	13	0
Wallace	5	7	1.4	13	0
Johnson	2	7	3.5	5	0
Gilreath	1	7	7.0	7	0
Sanders	1	4	4.0	4	0
Suisham	1	-1	-1.0	-1	0
Steelers	412	1537	3.7	34	8
Opponents	391	1450	3.7	64t	9

Receiving

	No.	Yds	Avg	Long	TD
Miller	71	816	11.5	43	8
Brown	66	787	11.9	60t	5
Wallace	64	836	13.1	82t	8
Sanders	44	626	14.2	37	1
Redman	19	244	12.8	55	0
Dwyer	18	106	5.9	15	0
Cotchery	17	205	12.1	24	0
Johnson	15	137	9.1	26	1
Rainey	14	60	4.3	14	0
Mendenhall	9	62	6.9	15	1
Paulson	7	51	7.3	9	0
Batch	4	32	7.8	15	0
Burress	3	42	14.0	18	1
Pope	3	9	3.0	7	2
Starks	0	0	0.0	0	0
Colon	0	0	0.0	0	0
Gilreath	0	0	0.0	0	0
Steelers	354	4012	11.3	82t	27
Opponents	299	3159	10.6	71t	19

Interceptions

	No.	Yds	Avg	Long	TD
Timmons	3	80	26.7	53t	1
Clark	2	26	13.0	26	0
Allen	2	6	3.0	6	0
Woodley	1	11	11.0	11	0
Taylor	1	3	3.0	3	0
Polamalu	1	1	1.0	1	0
Steelers	10	127	12.7	53t	1
Opponents	14	168	12.0	43	2

Punting

	No.	Yds	Avg	Net	TB	In	Lg	B
Butler	77	3374	43.8	37.8	6	26	79	1
Roethlisberger	1	26	26.0	26.0	0	1	26	0
Steelers	78	3400	43.0	37.6	6	27	79	1
Opponents	88	3979	45.2	40.0	8	35	64	0

Punt Returns

	Ret	FC	Yds	Avg	Long	TD
Brown	27	8	183	6.8	29	0
Sanders	9	9	93	10.3	63	0
Rainey	3	0	16	5.3	13	0
Gilreath	2	2	8	4.0	5	0
Steelers	41	19	300	7.3	63	0
Opponents	30	20	306	10.2	63t	1

Kickoff Returns

	No.	Yds	Avg	Long	TD
Rainey	39	1035	26.5	68	0
Sanders	1	27	27.0	27	0
Paulson	1	16	16.0	16	0
Johnson	1	8	8.0	8	0
Pope	1	0	0.0	0	0
Steelers	43	1086	25.3	68	0
Opponents	46	1103	24.0	51	0

Field Goals

	1-19	20-29	30-39	40-49	50+
Suisham	0/0	7/8	8/8	12/12	1/3
Steelers	0/0	7/8	8/8	12/12	1/3
Opponents	0/0	8/8	6/8	10/11	4/6

Suisham: (21G,35G)(45G,45G)(33G)(20G,34G,34G)(29G,28G,52G,54N)(42G,47G,42G)(48G,27G)(30G)(35G,31G,23G)

(22G)(146G,41G,42G)(49G)(32G)(24N,40G,53N) (41G)

Opponents: (26G)(38G)(32G,43G)(22G,38G,47G,40G)(48G)(48G,45G)

(51N,50G,23G)(22G,33N,46G)(26G,41N,39G)

(28G,32G)(45G,23G)(51G,39G)(50G,21G) (41G,56N,43G)(39N,51G)

STEELERS 2011 (Won 12, Lost 4)

Schedule

Date	W-L	Score	Opponent	Attendance
9/11	L	35-7	at Baltimore	71,434
9/18	W	24-0	Seattle	63,663
9/25	W	23-20	at Indianapolis	66,309
10/2	L	17-10	at Houston	71,585
10/9	W	38-17	Tennessee	63,875
10/16	W	17-13	Jacksonville	62,934
10/23	W	32-20	at Arizona	62,475
10/30	W	25-17	New England	64,424
11/6	L	23-20	Baltimore	64,851
11/13	W	14-17	at Cincinnati	63,262
11/27	W	13-9	at Kansas City	72,173
12/4	W	35-7	Cincinnati	63,697
12/8	W	14-3	Cleveland	60,754
12/19	L	20-3	at San Francisco	69,732
12/24	W	27-0	St. Louis	60,081
1/1	W	13-9	at Cleveland	68,266

Team Statistics

	Pittsburgh	Opponent
Total First Downs	341	264
Rushing	96	82
Passing	221	156
Penalty	24	26
3rd Down: Made/Att	90/196	86/221
3rd Down Pct.	45.9%	38.9%
4th Down: Made/Att	3/8	8/13
4th Down Pct.	37.5%	61.5%
Possession Avg.	32:33	27:27
Total Net Yards	5957	4348
Avg. Per Game	372.3	271.8
Total Plays	1015	964
Avg. Per Play	5.9	4.5
Net Yards Rushing	1903	1597
Avg. Per Game	118.9	99.8
Total Rushes	434	399
Net Yards Passing	4054	2751
Avg. Per Game	253.4	171.9
Sacked/Yards Lost	42/279	35/230
Gross Yards	4333	2981
Attempts/Completions	539/341	530/289
Completion Pct.	63.3%	54.5%
Had Intercepted	15	11
Punts/Average	60/44.7	87/43.6
Net Punting Avg.	38.6	38.9
Penalties/Yards	101/854	96/777
Fumbles/Ball Lost	16/13	13/4
Touchdowns	36	23
Rushing	13	7
Passing	21	15
Returns	2	1

Score by Period

	Q1	Q2	Q3	Q4	OT	Pts
Steelers	69	121	63	72	0	325
Opponents	43	71	56	57	0	227

Passing

	Att	Cmp	Yds	Cmp%	TD	Int	Long	Sack/Lost	Rating
Roethlisberger	513	324	4077	63.2%	21	14	95t	40/269	90.1
Batch	24	15	208	62.5%	0	1	46	2/10	72.9
Sepulveda	1	1	33	100.0%	0	0	33	0/0	118.8
Sanders	1	1	15	100.0%	0	0	15	0/0	118.8
Steelers	539	341	4333	63.3%	21	15	95t	42/279	89.7
Opponents	530	289	2981	54.5%	15	11	73t	35/230	71.7

Scoring

	TD	Ru	Pa	RT	PAT	FG	2Pt	Pts
Suisham	0	0	0	0	36/36	23/31	0	105
Mendenhall	9	9	0	0	0/0	0/0	0	54
Wallace	8	0	8	0	0/0	0/0	0	48
Brown	3	0	2	1	0/0	0/0	0	18
Redman	3	3	0	0	0/0	0/0	0	18
Cotchery	2	0	2	0	0/0	0/0	0	12
Miller	2	0	2	0	0/0	0/0	0	12
Sanders	2	0	2	0	0/0	0/0	0	12
Ward	2	0	2	0	0/0	0/0	0	12
Clay	1	1	0	0	0/0	0/0	0	6
Johnson	1	0	1	0	0/0	0/0	0	6
Moore	1	0	1	0	0/0	0/0	0	6
Polamalu	1	0	1	0	0/0	0/0	0	6
Saunders	1	0	1	0	0/0	0/0	0	6
Steelers	36	13	21	2	36/36	23/31	0	325
Opponents	23	7	15	1	29/21	22/27	1	227

Sacks: Harrison 9.0, Woodley 9.0, Keisel 3.0, Worlds 3.0, Farris 2.0, Timmons 2.0, Foote 1.5, Hood 1.5, Clark 1.0, Heyward 1.0, McLendon 1.0, Polamalu 1.0
Steelers: 35.0, Opponents: 42.0

2-PT. Conversions: Steelers 0-0, Opponents: 1-2

Rushing

	No.	Yds	Avg	Long	TD
Mendenhall	228	928	4.1	68	9
Redman	110	479	4.4	27	3
Moore	22	157	7.1	21	0
Dwyer	16	123	7.7	76	0
Roethlisberger	31	70	2.3	11	0
Wallace	5	57	11.4	21	0
Brown	7	41	5.9	10	0
Clay	10	41	4.1	10t	1
Miller	1	6	6.0	6	0
Cotchery	1	3	3.0	3	0
Batch	3	-2	-0.7	0	0
Steelers	434	1903	4.4	76	13
Opponents	399	1597	4.0	42t	7

Receiving

	No.	Yds	Avg	Long	TD
Wallace	72	1193	16.6	95t	8
Brown	69	1108	16.1	79t	2
Miller	51	631	12.4	39	2
Ward	46	381	8.3	31	2
Sanders	22	288	13.1	32	2
Mendenhall	18	154	8.6	35	0
Redman	18	78	4.3	12	0
Cotchery	16	237	14.8	36	2
Johnson	12	91	7.6	25	1
Moore	11	104	9.5	24	1
Saunders	4	29	7.3	14	1
Mundy	1	33	33.0	33	0
Dwyer	1	6	6.0	6	0
Steelers	341	4333	12.7	95t	21
Opponents	289	2981	10.3	73t	15

Interceptions

	No.	Yds	Avg	Long	TD
Polamalu	2	33	16.5	33	0
Taylor	2	29	14.5	29	0
Gay	2	12	6.0	12	0
Clark	1	10	10.0	10	0
Lewis	1	9	9.0	9	0
Mundy	1	5	5.0	5	0
Woodley	1	1	1.0	1	0
Timmons	1	0	0.0	0	0
Steelers	11	99	9.0	33	0
Opponents	15	201	13.4	31	0

Punting

	No.	Yds	Avg	Net	TB	In	Lg	B
Kapinos	34	1530	45.0	38.3	1	10	59	0
Sepulveda	25	1153	46.1	39.1	5	8	66	1
Steelers	60	2683	44.7	38.6	6	18	66	1
Opponents	87	3789	43.6	38.9	3	30	63	0

Punt Returns

	Ret	FC	325	Avg	Long	TD
Brown	30	26&	325	10.8	60t	1
Sanders	3	0	22	7.3	10	0
Steelers	33	26&	347	10.5	60t	1
Opponents	29	13	245	8.4	20	0

& Team Record

Kickoff Returns

	No.	Yds	Avg	Long	TD
Brown	27	737	27.3	52	0
Saunders	5	93	18.6	25	0
Cotchery	1	19	19.0	19	0
Moore	1	10	10.0	10	0
Redman	1	18	18.0	18	0
Steelers	35	877	25.1	52	0
Opponents	43	1018	23.7	45	0

Field Goals

	1-19	20-29	30-39	40-49	50+
Suisham	2/2	8/8	6/8	6/11	1/2
Steelers	2/2	8/8	6/8	6/11	1/2
Opponents	1/1	8/8	2/4	10/12	1/2

Suisham: (1)(20G,41N)(48G,36N,44G,38G) (30B,26G)(19G)(21G,46N)(41G,42G,39G) (33G,21G,23G,44N) (36G,30G)(39G)(21G,49G) (50N)(1)(51G,48N)(21G,49G)(45N,19G,29G)
Opponent: (29G,30G)(1)(21G,25G)(25G)(29G) (46G,45G)(0) (46G,42N)(18G,40N,43G,51G)(43G) (41G,49G,40G) (33B)(20G)(22G,38G)(52N,33N) (26G,45G,49G)

STEELERS 2010 (Won 12, Lost 4)

Schedule

Date	W-L	Score	Opponent	Attendance
9/12	W	15-9/OT	Atlanta	63,609
9/19	W	19-11	at Tennessee	69,143
9/26	W	38-13	at Tampa Bay	61,036
10/3	L	17-14	Baltimore	64,729
10/17	W	28-10	Cleveland	65,168
10/24	W	23-22	at Miami	69,867
10/31	L	20-10	at New Orleans	70,011
11/8	W	27-21	at Cincinnati	65,626
11/14	L	39-26	New England	64,359
11/21	W	35-3	Oakland	64,987
11/28	W	19-16/OT	at Buffalo	69,642
12/5	W	13-10	at Baltimore	71,418
12/12	W	23-7	Cincinnati	57,501
12/19	L	22-17	N.Y. Jets	62,568
12/23	W	27-3	Carolina	61,748
1/2	W	41-9	at Cleveland	68,303

Team Statistics

	Pittsburgh	Opponent
Total First Downs	295	272
Rushing	106	61
Passing	175	182
Penalty	14	29
3rd Down: Made/Att	94/218	70/209
3rd Down Pct.	43.1%	33.5%
4th Down: Made/Att	2/5	10/16
4th Down Pct.	40.0%	62.5%
Possession Avg.	31:53	28:07
Total Net Yards	5525	4429
Avg. Per Game	345.3	276.8
Total Plays	993	974
Avg. Per Play	5.6	4.5
Net Yards Rushing	1924	1004
Avg. Per Game	120.3	62.8
Total Rushes	471	333
Net Yards Passing	3601	3425
Avg. Per Game	225.1	214.1
Sacked/Yards Lost	43/289	48/319
Gross Yards	3890	3744
Attempts/Completions	479/298	593/363
Completion Pct.	62.2%	61.2%
Had Intercepted	9	21
Punts/Average	74/44.3	81/40.4
Net Punting Avg.	37.3	36.4
Penalties/Yards	100/903	86/716
Fumbles/Ball Lost	22/9	28/14
Touchdowns	41	22
Rushing	15	5
Passing	22	15
Returns	4	2

Score by Period

	Q1	Q2	Q3	Q4	OT	Pts
Steelers	58	148	43	117	9	375
Opponents	49	42	39	102	0	232

Passing

	Att	Cmp	Yds	Cmp%	TD	Int	Long	Sack/Lost	Rating
Roethlisberger	389	240	3200	61.7%	17	561	561	32/220	97.0
Batch	49	29	352	59.2%	3	461	461	4/21	76.2
Dixon	32	22	254	68.8%	1	52	52	5/41	79.4
Leftwich	7	5	42	71.4%	0	14	14	2/7	86.6
Randle El	2	2	42	100.0%	0	391	391	0/0	158.3
Steelers	479	298	3890	62.2%	9	561	561	43/289	95.3
Opponents	593	363	3744	61.2%	21	67	67	48/319	73.1

Scoring

	TD	Ru	Pa	Rt	PAT	FG	2Pt	Pts
Mendenhall	13	13	0	0	0/0	0/0	0	78
Reed	0	0	0	0	19/19	15/22	0	64
Suisham	0	0	0	0	19/19	14/15	0	61
Wallace	10	0	10	0	0/0	0/0	0	60
Ward	5	0	5	0	0/0	0/0	0	30
Miller	2	0	2	0	0/0	0/0	0	12
Redman	2	0	2	0	0/0	0/0	0	12
Roethlisberger	2	1	0	0	0/0	0/0	0	12
Sanders	2	0	2	0	0/0	0/0	0	12
Woodley	1	0	1	0	0/0	0/0	0	6
Spaeth	1	0	1	0	0/0	0/0	0	6
Keisel	1	0	1	0	0/0	0/0	0	6
Polamalu	1	0	1	0	0/0	0/0	0	6
Brown	1	0	1	0	0/0	0/0	0	6
Moore	0	0	0	0	0/0	0/0	2	4
Steelers	41	15	22	4	38/38	29/37	2	375
Opponents	22	5	15	2	18/19	26/30	1	232

Sacks: Harrison 10.5, Woodley 10.0, Farnior 6.0, Hood 3.0, Keisel 3.0, Timmons 3.0, Gay 2.0, McFadden 2.0, Worlds 2.0, Eason 1.5, Foote 1.0, Hampton 1.0, Madison 1.0, Polamalu 1.0, Taylor 1.0

Steelers: 48.0, Opponents: 43.0

2-Pt. Conversions: Steelers 2-2, Opponents: 1-3

Rushing

	No.	Yds	Avg	Long	TD
Mendenhall	324	1273	3.9	50t	13
Redman	52	247	4.8	23	0
Roethlisberger	34	176	5.2	31	2
Moore	33	99	3.0	18	0
Wallace	5	39	7.8	19	0
Dixon	5	32	6.4	21	0
Batch	7	30	4.3	24	0
Dwyer	9	28	3.1	7	0
Randle El	1	2	2.0	2	0
Ward	1	-2	-2.0	-2	0
Steelers	471	1924	4.1	50t	15
Opponents	333	1004	3.0	24	5

Receiving

	No.	Yds	Avg	Long	TD
Wallace	60	1257	21.0	56t	10
Ward	59	755	12.8	43	5
Miller	42	512	12.2	36	2
Sanders	28	376	13.4	35	2
Moore	26	205	7.9	29	0
Mendenhall	23	167	7.3	24	0
Randle El	22	253	11.5	34	0
Brown	16	167	10.4	26	0
Spaeth	9	80	8.9	13	1
Redman	9	72	8.0	16t	2
Johnson	4	46	11.5	25	0
Battle	0	0	0.0	0	0
Steelers	298	3890	13.1	56t	22
Opponents	363	3744	10.3	67	15

Interceptions

	No.	Yds	Avg	Long	TD
Polamalu	7	101	14.4	45t	1
Clark	2	34	17.0	23	0
Harrison	2	2	1.0	2	0
McFadden	2	-3	-1.5	0	0
Taylor	2	9	4.5	9	0
Timmons	2	5	2.5	5	0
Woodley	2	22	11.0	14t	1
Keisel	1	79	79.0	79t	1
Madison	1	-1	-1.0	-1	0
Steelers	21	248	11.8	79t	3
Opponents	9	122	13.6	62	1

Punting

	No.	Yds	Avg	Net	TB	In	Lo	B
Sepulveda	56	2550	45.5	39.18	8	16	62	0
Kapinos	14	576	41.1	32.3	2	5	59	0
Suisham	3	115	38.3	34.3	0	1	39	0
Roethlisberger	1	35	35.0	15.0	1	0	35	0
Steelers	74	3276	44.3	37.3	11	22	62	0
Opponents	80	3275	40.4	36.4	5	36	67	1

&Team Record

Punt Returns

	Ret	FC	Yds	Avg	Long	TD
Brown	19	1	110	5.8	21	0
Randle El	14	17	56	4.0	15	0
Sanders	4	1	60	15.0	38	0
Steelers	37	19	226	6.1	38	0
Opponents	32	25	294	9.2	38	0

Kickoff Returns

	No.	Yds	Avg	Long	TD
Sanders	25	628	25.1	48	0
Brown	17	397	23.4	89t	1
Redman	4	81	20.3	21	0
Moore	3	47	15.7	17	0
Steelers	49	1153	23.5	89t	1
Opponents	77	1540	20.0	97t	1

Field Goals

	1-19	20-29	30-39	40-49	50+
Reed	2/2	6/7	5/5	0/4	2/4
Suisham	1/1	4/4	1/1	8/9	0/0
Steelers	3/3	10/11	6/6	8/13	2/4
Opponents	1/1	10/11	10/10	5/8	0/1

Opponent: (46N,49G,39G,23G)(21G)(40G,24G)(46N,33G)(39G)(39G,23G,22G,37G,40G)(31G,23G)(51N,45N)(31G,36G)(41G)(29G,32G,49G)(24G)(25G,34G)(27G)(19G)

Steelers: (52G,55N,36G,34G,40N)(36G,34G,25G,27G)(24G)(49N,45N)(22G,39G,18G)(19G,51N)(25G,53G,46N)(22G,26N)(45G,46G,48G,41G)(45G,19G)(23G,35G,41G)(42G)(26G,29G,41N)(41G,24G)

STEELERS 2009 (Won 9, Lost 7)

Schedule

Date	W-L	Score	Opponent	Attendance
9/10	W	13-10/OT	Tennessee	65,110
9/20	L	17-14	at Chicago	62,231
9/27	L	23-20	at Cincinnati	64,538
10/4	W	38-28	San Diego	64,045
10/11	W	28-20	at Detroit	59,333
10/18	W	27-14	Cleveland	64,398
10/25	W	27-17	Minnesota	65,597
11/9	W	28-10	at Denver	76,716
11/15	L	18-12	Cincinnati	65,392
11/22	L	27-24/OT	at Kansas City	70,261
11/29	L	20-17/OT	at Baltimore	71,314
12/6	L	27-24	Oakland	61,820
12/10	L	13-6	at Cleveland	69,009
12/20	W	37-36	Green Bay	57,452
12/27	W	23-20	Baltimore	64,068
1/3	W	30-24	at Miami	70,102

Team Statistics

	Pittsburgh	Opponent
Total First Downs	331	274
Rushing	96	70
Passing	210	186
Penalty	25	18
3rd Down: Made/Att	80/203	96/227
3rd Down Pct.	39.4%	42.3%
4th Down: Made/Att	8/12	7/10
4th Down Pct.	66.7%	70.0%
Possession Avg.	32:13	27:47
Total Net Yards	5941	4885
Avg. Per Game	371.3	305.3
Total Plays	1014	967
Avg. Per Play	5.9	5.1
Net Yards Rushing	1793	1438
Avg. Per Game	112.1	89.9
Total Rushes	428	372
Net Yards Passing	4148	3447
Avg. Per Game	259.3	215.4
Sacked/Yards Lost	50/348	47/314
Gross Yards	4496	3761
Attempts/Completions	536/351	548/319
Completion Pct.	65.5%	58.2%
Had Intercepted	14	12
Punts/Average	72/42.7	86/42.8
Net Punting Avg.	37.1	37.8
Penalties/Yards	85/769	102/903
Fumbles/Ball Lost	21/11	21/10
Touchdowns	41	37
Rushing	10	7
Passing	28	22
Returns	3	8

Score by Period

	Q1	Q2	Q3	Q4	OT	Pts
Steelers	81	126	61	97	3	368
Opponents	52	75	56	135	6	324

Passing

	Att	Cmp	Yds	Cmp%	TD	Int	Long	Sack/Lost	Rating
Roethlisberger	506	337	4328	66.6%	26	12	60t	50/348	100.5
Dixon	26	12	145	46.2%	1	1	33t	0/0	60.6
Batch	2	1	17	50.0%	0	0	17	0/0	79.2
Moore	1	1	6	100.0%	0	0	6t	0/0	131.3
Holmes	1	0	0	0.0%	0	0	0	0/0	0.0
Steelers	536	351	4496	65.5%	28	14	60t	50/348	98.1
Opponents	548	319	3761	58.2%	22	12	83t	47/314	83.5

Scoring

Reed	TD	Ru	Pa	Rt	PAT	FG	2Pt	Pts
Mendenhall	8	7	1	0	41/41	27/31	0	122
Miller	6	0	6	0	0/0	0/0	0	48
Wallace	6	0	6	0	0/0	0/0	0	36
Ward	6	0	6	0	0/0	0/0	0	36
Holmes	5	0	5	0	0/0	0/0	0	30
Moore	2	0	2	0	0/0	0/0	0	12
Roethlisberger	2	2	0	0	0/0	0/0	0	12
Carter	1	0	1	0	0/0	0/0	0	6
Dixon	1	1	0	0	0/0	0/0	0	6
Fox	1	0	0	1	0/0	0/0	0	6
Parker	1	0	1	0	0/0	0/0	0	6
Spaeth	1	0	1	0	0/0	0/0	0	6
Woodley	1	0	0	1	0/0	0/0	0	6
Steelers	41	10	28	3	41/41	27/31	0	368
Opponents	37	7	22	8	32/32	22/29	2	324

Sacks: Woodley 13.5, Harrison 10.0, Timmons 7.0, Keisel 3.0, Farris 3.0, Hampton 2.5, Smith 2.0, Carter 1.0, Gay 1.0, Hood 1.0, Kirschke 1.0, Taylor 1.0
Steelers: 46.0, Opponents: 50.0

2-Pt. Conversions: Steelers 0-0, Opponents: 2-5

Rushing

	No.	Yds	Avg	Long	TD
Mendenhall	242	1108	4.6	60	7
Parker	98	389	4.0	34	0
Moore	35	118	3.4	15	0
Roethlisberger	40	82	2.1	15	2
Wallace	5	48	9.6	21	0
Dixon	3	27	9.0	24t	1
Davis	2	15	7.5	14	0
Holmes	3	6	2.0	7	0
Steelers	428	1793	4.2	60	7
Opponents	372	1438	3.9	37	7

Receiving

	No.	Yds	Avg	Long	TD
Ward	95	1167	12.3	54	6
Holmes	79	1248	15.8	57	5
Miller	76	789	10.4	41	6
Wallace	39	756	19.4	60t	6
Mendenhall	25	261	10.4	26	1
Moore	21	153	7.3	19t	2
Parker	6	64	10.7	27t	1
Spaeth	5	25	5.0	9	1
Johnson	2	9	4.5	5	0
Grisham	1	14	14.0	14	0
Sweed	1	5	5.0	5	0
Logan	1	5	5.0	5	0
Steelers	351	4496	12.8	60t	28
Opponents	319	3761	11.8	83t	22

Interceptions

	No.	Yds	Avg	Long	TD
Polamalu	3	17	5.7	16	0
Clark	3	0	0.0	0	0
Carter	2	53	26.5	48t	1
Farris	1	18	18.0	18	0
Fox	1	82	82.0	82t	1
Taylor	1	20	20.0	20	0
Townsend	1	-1	-1.0	-1	0
Steelers	12	189	15.8	82t	2
Opponents	14	398	28.4	94	2

Punting

	No.	Yds	Avg	Net	TB	In	Lg	B
Sepulveda	72	3074	42.7	37.1	4	29	60	0
Steelers	72	3074	42.7	37.1	4	29	60	0
Opponents	86	3684	42.8	37.8	7	28	63	0

Punt Returns

	Ret	FC	Yds	Avg	Long	TD
Logan	30	15	280	9.3	25	0
Moore	3	9	3	1.0	2	0
Holmes	2	1	6	3.0	3	0
Harrison	1	0	1	1.0	1	0
Steelers	36	25	290t	8.1	25	0
Opponents	33	18	325	9.8	55	0

Kickoff Returns

	No.	Yds	Avg	Long	TD
Logan	55&	1466&	26.7	83	0
Moore	4	44	11.0	13	0
Burnett	3	23	7.7	13	0
Wallace	1	26	26.0	26	0
Davis	1	13	13.0	13	0
Mendenhall	1	8	8.0	8	0
Spaeth	1	1	1.0	1	0
Steelers	66	1581	24.0	83	0
Opponents	74	1795	24.3	98t	4

Field Goals

	1-19	20-29	30-39	40-49	50+
Reed	1/1	7/7	15/16	4/5	0/2
Steelers	1/1	7/7	15/16	4/5	0/2
Opponents	1/1	9/9	4/7	8/9	0/3

Reed: (32G,33G)(38N,43N)(19G,24G,52N)(46G)(32G,39G)(39G,27G)(28G,33G,35G,34G)(36G)(44G)(33G,53N)(27G,42G)(37G,34G,43G)(26G,39G,38G)(22G,21G,33G)
Opponents: (37N,31B,45G)(44G)(34G,52N)(46G,46G,49N)(18G)(40G)(51N,23G,32G,32G,43G)(27G,22G)(24G,56N,29G)(48G,43G)(29G,29G)(34N)(27G,35G)(25G)

STEELERS 2008 (Won 12, Lost 4)

Schedule

Date	W-L	Score	Opponent	Attendance
9/7	W	38-17	Houston	64,001
9/14	W	10-6	at Cleveland	73,048
9/21	L	15-6	at Philadelphia	69,144
9/29	W	23-20/OT	Baltimore	64,038
10/5	W	26-21	at Jacksonville	65,908
10/19	W	38-10	at Cincinnati	65,860
10/26	L	21-14	N.Y. Giants	64,991
11/3	W	23-6	at Washington	90,512
11/9	L	24-20	Indianapolis	64,043
11/16	W	11-10	San Diego	62,051
11/20	W	27-10	Cincinnati	59,854
11/30	W	33-10	at New England	68,756
12/7	W	20-13	Dallas	60,594
12/14	W	13-9	at Baltimore	71,502
12/21	L	31-14	at Tennessee	69,143
12/28	W	31-0	Cleveland	63,553

Team Statistics

	Pittsburgh	Opponent
Total First Downs	290	240
Rushing	93	73
Passing	179	149
Penalty	18	18
3rd Down: Made/Att	92/224	71/226
3rd Down Pct.	41.1%	31.4%
4th Down: Made/Att	3/12	10/21
4th Down Pct.	25.0%	47.6%
Possession Avg.	31:29	28:31
Total Net Yards	4991	3795
Avg. Per Game	311.9	237.2
Total Plays	101.5	97.4
Avg. Per Play	4.9	3.9
Net Yards Rushing	1690	1284
Avg. Per Game	105.6	80.3
Total Rushes	460	390
Net Yards Passing	3301	2511
Avg. Per Game	206.3	156.9
Sacked/Yards Lost	49/306	51/350
Gross Yards	3607	2861
Attempts/Completions	506/503	533/301
Completion Pct.	59.9%	56.5%
Had Intercepted	15	20
Punts/Average	78/39.8	91/42.5
Net Punting Avg.	35.6	38.5
Penalties/Yards	95/812	91/801
Fumbles/Ball Lost	28/10	22/9
Touchdowns	38	21
Rushing	16	7
Passing	19	12
Returns	3	2

Score by Period

	Q1	Q2	Q3	Q4	OT	Pts
Steelers	47	106	87	104	3	347
Opponents	54	65	29	75	0	223

Passing

	Att	Cmp	Yds	Cmp%	TD	Int	Long	Sack/Lost	Rating
Roethlisberger	469	281	3301	59.9%	17	15	65t	46/284	80.1
Leftwich	36	21	303	58.3%	2	0	50	3/22	104.3
Dixon	1	1	3	100.0%	0	0	3	0/0	79.2
Steelers	506	303	3607	59.9%	19	15	65t	49/306	81.8
Opponents	533	301	2861	56.5%	12	20	65t	51/350	63.4

Scoring

	TD	Ru	Pa	Rt	PAT	FG	2Pt	Pts
Reed	0	0	0	0	36/37	27/31	0	117
Ward	7	0	0	0	0/0	0/0	0	42
Moore	6	5	1	0	0/0	0/0	0	36
Holmes	5	0	5	0	0/0	0/0	0	30
Parker	5	5	0	0	0/0	0/0	0	30
Russell	3	3	0	0	0/0	0/0	0	18
Washington	3	0	3	0	0/0	0/0	0	18
Miller	3	0	3	0	0/0	0/0	0	18
Roethlisberger	2	2	0	0	0/0	0/0	0	12
Carter	1	0	0	1	0/0	0/0	0	6
Leftwich	1	1	0	0	0/0	0/0	0	6
Woodley	1	0	0	1	0/0	0/0	0	6
Townsend	1	0	0	1	0/0	0/0	0	6
J. Harrison	1	0	0	0	0/0	0/0	0	6
Steelers	38	16	19	3	36/37	27/31	0	347
Opponents	21	7	12	2	21/21	24/27	0	223

Sacks: J. Harrison 16.0, Woodley 11.5, Aa. Smith 3.5, Timmons 5.0, Farrior 3.5, Kirschke 2.0, Foote 1.5, Eason 1.5, Keisel 1.0, Hampton 1.0, Frazier 1.0, McFadden 1.0, Hoke 0.5

Steelers: 51.0, Opponents: 49.0

2-Pt. Conversions: Steelers 0-1, Opponents: 0-0

Rushing

	No.	Yds	Avg	Long	TD
Parker	210	771	3.8	34t	5
Moore	140	588	4.2	32t	5
Roethlisberger	34	101	3.0	17	2
Russell	28	77	2.8	15	3
Mendenhall	19	58	3.1	12	0
C. Davis	12	35	2.9	11	0
Washington	5	18	3.6	8	0
Holmes	2	9	4.5	10	0
Leftwich	2	7	1.8	8t	1
Davenport	2	5	2.5	3	0
Ward	1	4	4.0	4	0
Berger	1	0	0.0	0	0
Dixon	2	-3	-1.5	-1	0
Steelers	460	1690	3.7	34t	16
Opponents	390	1284	3.3	41	7

Receiving

	No.	Yds	Avg	Long	TD
Ward	81	1043	12.9	49	7
Holmes	55	821	14.9	48	5
Miller	48	514	10.7	22	3
Washington	40	631	15.8	65t	3
Moore	40	320	8.0	25	1
Spaeth	17	136	8.0	13	0
Sweed	6	64	10.7	17	0
C. Davis	5	27	5.4	14	0
McHugh	3	24	8.0	15	0
Parker	3	13	4.3	5	0
Mendenhall	2	17	8.5	11	0
Baker	1	6	6.0	6	0
Russell	1	-2	-2.0	-2	0
Roethlisberger	1	-7	-7.0	-7	0
Steelers	303	3607	11.9	65t	19
Opponents	301	2861	9.5	65t	12

Interceptions

	No.	Yds	Avg	Long	TD
Polamalu	7	59	8.4	23	0
Carter	3	64	21.3	32t	1
Townsend	2	27	13.5	25t	1
McFadden	2	0	0.0	0	0
Timmons	1	89	89.0	89	0
J. Harrison	1	33	33.0	33	0
Gay	1	12	12.0	12	0
Woodley	1	6	6.0	6	0
Clark	1	0	0.0	0	0
Taylor	1	0	0.0	0	0
Steelers	20	290	14.5	89	2
Opponents	15	234	15.6	83t	2

Punting

	No.	Yds	Avg	Net	TB	In	Lg	B
Berger	66	2728	41.3	36.4	4	19	61	0
Ernster	12	379	31.6	31.3	0	4	43	0
Steelers	78	3107	39.8	35.6	4	23	61	0
Opponents	90	3868	42.5	38.5	6	28	64	1

Punt Returns

	Ret	FC	Yds	Avg	Long	TD
Holmes	34	7	226	6.6	35	0
Moore	6	12	21	3.5	12	0
Sweed	1	0	0	0.0	0	0
Steelers	41	19	247	6.0	35	0
Opponents	40	17	247	6.2	46	0

Kickoff Returns

	No.	Yds	Avg	Long	TD
Russell	16	371	23.2	43	0
Davenport	10	217	21.7	27	0
Moore	10	185	18.5	24	0
Mendenhall	6	115	115.0	27	0
C. Davis	6	106	106.0	24	0
Carter	1	16	16.0	16	0
Spaeth	1	3	3.0	3	0
Steelers	50	1013	1013.0	43	0
Opponents	71	1357	1357	40	0

Field Goals

	1-19	20-29	30-39	40-49	50+
Reed	1/1	9/9	8/9	8/10	1/2
Steelers	1/1	9/9	8/9	8/10	1/2
Opponents	0/0	11/12	9/9	4/5	0/1

Reed: (44G)(48G)(37G,53G)(49G,19G,46G) (38G,23G)(21G)(35G) (42G,24G)(51N,21G,41G,32G)(37G,38G) (20G,25G,20G,40N,45G)(45N,24G,41G) (31G,30G)(33N)(22G)

Opponents: (34G)(31G,38G)(31G,31G) (33G,20G)(1)(26G)(26G,35G,25G,24G)(44G,43G) (36G)(42N,22G)(26G)(29G,27N)(44G,33G) (28G,26G,28G)(42G)(53N)

STEELERS 2007 (Won 10, Lost 6)

Schedule

Date	W-L	Score	Opponent	Attendance
9/9	W	34-7	at Cleveland	73,089
9/16	W	26-3	Buffalo	64,307
9/23	W	37-16	San Francisco	64,313
9/30	L	21-14	at Arizona	64,844
10/7	W	21-0	Seattle	64,478
10/21	L	31-28	at Denver	77,098
10/28	W	24-13	at Cincinnati	66,188
11/5	W	38-7	Baltimore	63,457
11/11	W	31-28	Cleveland	64,781
11/18	L	19-16/OT	at N.Y. Jets	77,659
11/26	W	3-0	Miami	57,704
12/2	W	24-10	Cincinnati	58,842
12/9	L	34-13	at New England	68,756
12/16	L	29-22	Jacksonville	58,793
12/20	W	41-24	at St. Louis	65,705
12/30	L	27-21	at Baltimore	71,353

Team Statistics

	Pittsburgh	Opponent
Total First Downs	298	249
Rushing	108	74
Passing	179	158
Penalty	11	17
3rd Down: Made/Att	103/220	87/215
3rd Down Pct.	46.8%	40.5%
4th Down: Made/Att	7/13	6/19
4th Down Pct.	53.8%	31.6%
Possession Avg.	33:18	26:42
Total Net Yards	5239	4262
Avg. Per Game	327.4	266.4
Total Plays	1000	933
Avg. Per Play	5.2	4.6
Net Yards Rushing	2168	1438
Avg. Per Game	135.5	89.9
Total Rushes	511	361
Net Yards Passing	3071	2824
Avg. Per Game	191.9	176.5
Sacked/Yards Lost	47/347	36/243
Gross Yards	3418	3067
Attempts/Completions	442/282	536/292
Completion Pct.	63.8%	54.5%
Had Intercepted	14	11
Punts/Average	68/42.4	82/43.0
Net Punting Avg.	37.9	38.6
Penalties/Yards	80/651	73/556
Fumbles/Ball Lost	21/8	30/14
Touchdowns	46	31
Rushing	9	6
Passing	34	22
Returns	3	3

Score by Period

	Q1	Q2	Q3	Q4	OT	Pts
Steelers	75	129	68	121	0	393
Opponents	67	78	70	51	3	269

Passing

	Att	Cmp	Yds	Cmp%	TD	Int	Long	Sack/Lost	Rating
Roethlisberger	404	264	3154	65.3%	32	11	83	47/347	104.1
Batch	36	17	232	47.2%	2	3	59t	0/0	52.1
Sepulveda	1	1	32	100.0%	0	0	32	0/0	118.8
Parker	1	0	0	0.0%	0	0	0	0/0	39.6
Wilson	0	0	0	0.0%	0	0	0	0/0	0.0
Steelers	442	282	3418	63.8%	34	14	83	47/347	99.9
Opponents	536	292	3067	54.5%	22	11	63t	36/243	76.5

Scoring

	TD	Ru	Pa	Rt	PAT	FG	2Pt	Pts
Reed	0	0	0	0	44/44	23/25	0	113
Holmes	8	0	8	0	0/0	0/0	1	50
Ward	7	0	7	0	0/0	0/0	1	44
Davenport	7	5	2	0	0/0	0/0	0	42
Miller	7	0	7	0	0/0	0/0	0	42
Washington	5	0	5	0	0/0	0/0	0	30
Spaeth	3	0	3	0	0/0	0/0	0	18
Parker	2	2	0	0	0/0	0/0	0	12
Roethlisberger	2	2	0	0	0/0	0/0	0	12
Taylor	1	0	0	1	0/0	0/0	0	6
Wilson	1	0	1	0	0/0	0/0	0	6
Rossum	1	0	0	1	0/0	0/0	0	6
Tuman	1	0	1	0	0/0	0/0	0	6
McFadden	1	0	0	1	0/0	0/0	0	6
Steelers	46	9	34	3	44/44	23/25	2	393
Opponents	31	6	22	3	29/30	18/22	0	269

Sacks: J. Harrison 8.5, Farrior 6.5, Woodley 4.0, Haggans 4.0, Foote 3.0, Aa. Smith 2.5, Kirschke 2.0, Keisel 2.0, Clark 1.0, Taylor 1.0, Hampton 0.5, Hoke 0.5, Carter 0.5

Steelers: 36.0, Op-ponents: 47.0
2-Pt. Conversions: Steelers 2-2, Opponents: 0-1

Rushing

	No.	Yds	Avg	Long	TD
Parker	321	1316	4.1	32	2
Davenport	107	499	4.7	45	5
Roethlisberger	35	204	5.8	30t	2
Davis	17	68	4.0	12	0
Wilson	2	37	18.5	37	0
Russell	7	21	3.0	8	0
Holmes	5	17	3.4	11	0
Ward	3	11	3.7	7	0
Kreider	1	2	2.0	2	0
Washington	1	0	0.0	0	0
Batch	12	-7	-0.6	0	0
Steelers	511	2168	4.2	45	9
Opponents	361	1438	4.0	38	6

Receiving

	No.	Yds	Avg	Long	TD
Ward	71	732	10.3	25	7
Holmes	52	942	18.1	83	8
Miller	47	566	12.0	29	7
Washington	29	450	15.5	40	5
Parker	23	164	7.1	22	0
Wilson	18	207	11.5	18	1
Davenport	18	184	10.2	32t	2
Davis	12	49	4.1	10	0
Spaeth	5	34	6.8	13t	3
Reid	4	54	13.5	25	0
Kreider	1	15	15.0	15	0
Haynes	1	12	12.0	12	0
Tuman	1	9	9.0	9t	1
Steelers	282	3418	12.1	83	34
Opponents	292	3067	10.5	63t	22

Interceptions

	No.	Yds	Avg	Long	TD
Taylor	3	56	18.7	51t	1
An. Smith	2	50	25.0	50	0
Townsend	2	44	22.0	23	0
McFadden	1	50	50.0	50t	1
Harrison	1	20	20.0	20	0
Foote	1	14	14.0	14	0
Farrior	1	0	0.0	0	0
Steelers	11	234	21.3	51t	2
Opponents	14	110	7.9	29	0

Punting

	No.	Yds	Avg	Net	TB	In	Lg	B
Sepulveda	68	2880	42.4	37.9	2	28	59	0
Steelers	68	2880	42.4	37.9	2	28	59	0
Opponents	82	3525	43.0	38.6	6	25	66	0

Punt Returns

	Ret	FC	Yds	Avg	Long	TD
Rossum	36	8	232	6.4	49	0
Wilson	2	1	6	3.0	6	0
Gay	1	0	0	0.0	0	0
Steelers	39	9	238	6.1	49	0
Opponents	31	14	266	8.6	73t	1

Kickoff Returns

	No.	Yds	Avg	Long	TD
Rossum	38	885	23.3	98t	1
Davenport	7	123	17.6	29	0
Reid	6	127	21.2	30	0
Eason	1	10	10.0	10	0
Steelers	52	1145	22.0	98t	1
Opponents	73	1647	22.6	100t	1

Field Goals

	1-19	20-29	30-39	40-49	50+
Reed	0/0	9/9	10/10	4/5	0/1
Steelers	0/0	9/9	10/10	4/5	0/1
Opponents	1/1	8/8	5/5	2/4	2/4

Reed: (26G,31G)(34G,28G,39G,31G)(36G,49G,35G)(65N)
(40G)(22G)(28G,35G,30G)(37G,33G,48G)(44N,24G) (21G)(23G,44G)(21G,29G)
Opponents: (24G)(32G,22G,50G)(52N)(49G)(31G,20G)
(52N)(25G,19G,28G,38G)(43N,24G)(48N,42G,26G) (36G)(52G)(28G,31G)

STEELERS 2006 (Won 8, Lost 8)

Schedule

Date	W-L	Score	Opponent	Attendance
9/7	W	28-17	Miami	64,927
9/18	L	9-0	at Jacksonville	67,164
9/24	L	28-20	Cincinnati	64,922
10/8	L	23-13	at San Diego	67,837
10/15	W	45-7	Kansas City	64,727
10/22	L	41-38/OT	at Atlanta	71,151
10/29	L	20-13	at Oakland	62,385
11/5	L	31-20	Denver	64,661
11/12	W	38-31	New Orleans	61,911
11/19	W	24-20	at Cleveland	73,296
11/26	L	27-0	at Baltimore	70,946
12/3	W	20-3	Tampa Bay	59,843
12/7	W	27-7	Cleveland	55,246
12/17	W	37-3	at Carolina	73,798
12/24	L	31-7	Baltimore	63,224
12/31	W	23-17/OT	at Cincinnati	66,049

Team Statistics

	Pittsburgh	Opponent
Total First Downs	327	269
Rushing	100	72
Passing	201	176
Penalty	26	21
3rd Down: Made/Att	93/217	86/219
3rd Down Pct.	42.9%	39.3
4th Down: Made/Att	10/21	6/12
4th Down Pct.	47.6%	50.0%
Possession Avg.	31:13	28:47
Total Net Yards	5725	4805
Avg. Per Game	357.8	300.3
Total Plays	1041	976
Avg. Per Play	5.5	4.9
Net Yards Rushing	1992	1412
Avg. Per Game	124.5	88.3
Total Rushes	469	408
Net Yards Passing	3733	3393
Avg. Per Game	233.3	212.1
Sacked/Yards Lost	49/293	39/226
Gross Yards	4026	3619
Attempts/Completions	523/312	529/319
Completion Pct.	59.7%	60.3%
Had Intercepted	23	20
Punts/Average	65/41.3	86/43.8
Net Punting Avg.	65/36.7	86/38.0
Penalties/Yards	69/611	104/862
Fumbles/Ball Lost	27/14	16/9
Touchdowns	42	36
Rushing	16	9
Passing	23	21
Returns	3	6

Score by Period

	Q1	Q2	Q3	Q4	OT	Pts
Steelers	66	107	58	116	6	353
Opponents	49	98	65	100	3	315

Passing

	Att	Cmp	Yds	Cmp%	TD	Int	Long	Sack/Lost	Rating
Roethlisberger	469	280	3513	59.7%	18	23	671	46/280	75.4
Batch	53	31	492	58.5%	5	0	871	3/13	121.0
Wilson	1	1	21	100.0%	0	0	21	0/0	118.8
Steelers	523	312	4026	59.7%	23	23	871	49/293	80.2
Opponents	529	319	3619	60.3%	21	20	661	39/226	78.3

Scoring

	TD	Ru	Pa	Rt	PAT	FG	2Pt	Pts
Reed	0	0	0	0	41/41	20/27	0	101
Parker	16&	13	3	0	0/0	0/0	0	96
Ward	6	0	6	0	0/0	0/0	0	36
Miller	5	0	5	0	0/0	0/0	0	30
Washington	4	0	4	0	0/0	0/0	0	24
Holmes	3	0	2	1	0/0	0/0	0	18
Davenport	2	1	1	0	0/0	0/0	0	12
Roethlisberger	2	2	0	0	0/0	0/0	0	12
Porter	1	0	1	0	0/0	0/0	0	6
Tuman	1	0	1	0	0/0	0/0	0	6
Wallace	1	0	1	0	0/0	0/0	0	6
Wilson	1	0	1	0	0/0	0/0	0	6
Steelers	42	16	23	3	41/41	20/27	0	353
Opponents	36	9	21	6	36/36	21/27	0	315

Sacks: Porter 7.0, Haggans 6.0, Keisel 5.5, Aa. Smith 4.5, Fariior 4.0, Foote 4.0, Carter 2.0, Kirschke 2.0, Townsend 2.0, Brown 1.0, Polamalu 1.0

Steelers: 39.0, Opponents: 49.0

2-Pt. Conversions: Steelers 0-0, Opponents: 0-0

&Team Record

Rushing

	No.	Yds	Avg	Long	TD
Parker	337	1494	4.4	76	13
Davenport	60	221	3.7	48	1
Roethlisberger	32	98	3.1	20	0
Haynes	15	79	5.2	13	0
Ward	2	30	15.0	21	0
Kuhn	2	18	9.0	16	0
Batch	13	15	1.2	12	0
Wilson	2	14	7.0	14	0
Holmes	1	13	13.0	13	0
Washington	3	8	2.7	8	0
Kreider	1	5	5.0	5	0
McFadden	1	-2	-2.0	-2	0
Steelers	469	1992	4.2	76	16
Opponents	408	1412	3.5	72	9

Receiving

	No.	Yds	Avg	Long	TD
Ward	74	975	13.2	70t	6
Holmes	49	824	16.8	67t	2
Wilson	37	504	13.6	38t	1
Washington	35	624	17.8	48t	4
Miller	34	393	11.6	87t	5
Parker	31	222	7.2	25t	3
Haynes	18	95	5.3	16	0
Davenport	15	193	12.9	32	1
Kreider	8	62	7.8	15	0
Tuman	7	73	10.4	21	1
Morey	2	29	14.5	15	0
Young	1	17	17.0	17	0
Kuhn	1	15	15.0	15	0
Steelers	312	4026	12.9	87t	23
Opponents	319	3619	11.3	66t	21

Interceptions

	No.	Yds	Avg	Long	TD
Polamalu	3	51	17.0	49	0
McFadden	3	39	13.0	39	0
Porter	2	49	24.5	42t	1
An. Smith	2	40	20.0	20	0
Taylor	2	34	17.0	34	0
Townsend	2	6	3.0	6	0
Wallace	1	30	30.0	30t	1
Kriewaldt	1	12	12.0	12	0
Foote	1	11	11.0	11	0
Fariior	1	1	1.0	1	0
Haggans	1	0	0.0	0	0
Clark	1	-1	-1.0	-1	0
Steelers	20	272	13.6	49	2
Opponents	23	441	19.2	100t	3

Punting

	No.	Yds	Avg	TD	In	Lg	B	
Gardocki	65	2687	41.3	36.7	4	11	56	0
Steelers	65	2687	41.3	36.7	4	11	56	0
Opponents	86	3769	43.8	38	11	31	67	1

Punt Returns

	Ret	FC	Yds	Avg	Long	TD
Holmes	26	21	264	10.2	65t	1
Colclough	4	0	6	1.5	3	0
Wilson	2	1	4	2.0	3	0
Reid	1	0	11	11.0	11	0
Taylor	1	0	0	0.0	0	0
Steelers	34	22	285	8.4	65t	1
Opponents	38	10	219	5.8	47	0

Kickoff Returns

	No.	Yds	Avg	Long	TD
Davenport	21	448	21.3	40	0
Holmes	18	436	24.2	42	0
Morey	8	202	25.3	76	0
Taylor	4	72	18.0	23	0
Colclough	1	26	26.0	26	0
Kirschke	1	0	0.0	0	0
Reid	1	19	19.0	19	0
Wilson	1	11	11.0	11	0
Steelers	55	1214	22.1	76	0
Opponents	70	1570	22.4	92t	1

Field Goals

	1/19	20-29	30-39	40-49	50+
Reed	1/1	6/7	8/11	4/7	1/1
Steelers	1/1	6/7	8/11	4/7	1/1
Opponents	1/1	8/8	9/11	3/5	0/2

Reed: (44N) (48B, 37G, 36G) (39G, 44G) (32G, 28N) (28G) (29G, 39G) (40N, 46G, 29G) (32G, 35N) (43G) (50G, 32N, 39G) (23G, 35B, 28G) (19G, 45G, 26G) (35G) (32G) (26G) (31G, 32G, 42G) (28G, 33G, 22G) (25G, 52N, 32G) (19G, 41G) (32G) (20G, 32N) (44N, 23G, 35G) (37G, 40G) (27G) (40N) (50N, 37G) (26G) (34G, 39N)

STEELERS 2005 (Won 11, Lost 5)

Schedule

Date	W-L	Score	Opponent	Attendance
9/11	W	34-7	Tennessee	62,931
9/18	W	27-7	at Houston	70,742
9/25	L	23-20	New England	64,868
10/10	W	24-22	at San Diego	68,537
10/16	L	23-17/OT	Jacksonville	63,891
10/23	W	27-13	at Cincinnati	66,104
10/31	W	20-19	Baltimore	64,178
11/6	W	20-10	at Green Bay	70,607
11/13	W	34-21	Cleveland	63,491
11/20	L	16-13/OT	at Baltimore	70,601
11/28	L	26-7	at Indianapolis	57,442
12/4	L	38-31	Cincinnati	63,044
12/11	W	21-9	Chicago	61,237
12/18	W	18-3	at Minnesota	64,136
12/24	W	41-0	at Cleveland	73,136
1/1	W	35-21	Detroit	63,794

Team Statistics

	Pittsburgh	Opponent
Total First Downs	297	275
Rushing	120	75
Passing	144	179
Penalty	33	21
3rd Down: Made/Att	68/192	92/232
3rd Down Pct.	35.4%	39.7%
4th Down: Made/Att	5/12	6/17
4th Down Pct.	41.7%	35.3%
Possession Avg.	31:16	28:44
Total Net Yards	5149	4544
Avg. Per Game	321.8	284.0
Total Plays	960	998
Avg. Per Play	5.4	4.6
Net Yards Rushing	2223	1376
Avg. Per Game	138.9	86.0
Total Rushes	549	402
Net Yards Passing	2926	3168
Avg. Per Game	182.9	198.0
Sacked/Yards Lost	32/178	47/312
Gross Yards	3104	3480
Attempts/Completions	379/228	549/315
Completion Pct.	60.2%	57.4%
Had Intercepted	14	15
Punts/Average	69/41.7	80/43.3
Net Punting Avg.	34.5	34.7
Penalties/Yards	99/876	120/1031
Fumbles/Ball Lost	22/9	30/15
Touchdowns	45	27
Rushing	21	10
Passing	21	15
Returns	3	2

Score by Period

	Q1	Q2	Q3	Q4	OT	Pts
Steelers	99	121	103	66	0	389
Opponents	78	49	54	68	9	258

Passing

	Att	Cmp	Yds	Cmp%	TD	Int	Long	Sack/Lost	Rating
Roethlisberger	268	168	2385	62.7%	17	9	85t	23/129	98.6
Maddox	71	34	406	47.9%	2	4	32	8/43	51.7
Batch	36	23	246	63.9%	1	1	43	1/6	81.5
Randle El	3	3	67	100.0%	1	0	51t	0/0	158.3
Gardocki	1	0	0	0.0%	0	0	0	0/0	39.6
Steelers	379	228	3104	60.2%	21	14	85t	32/178	89.4
Opponents	549	315	3480	57.4%	15	15	80t	47/312	74.0

Scoring

	TD	Ru	Pa	Rt	PAT	FG	2Pt	Pts
Reed	0	0	0	0	45/45	24/29	0	117
Ward	11	0	11	0	0/0	0/0	0	66
Bettis	9	9	0	0	0/0	0/0	0	54
Miller	6	0	6	0	0/0	0/0	0	36
Parker	5	4	1	0	0/0	0/0	0	30
Randle El	3	0	1	2	0/0	0/0	0	18
Roethlisberger	3	3	0	0	0/0	0/0	0	18
Haynes	3	3	0	0	0/0	0/0	0	18
Morgan	2	0	2	0	0/0	0/0	0	12
Staley	1	1	0	0	0/0	0/0	0	6
Polamalu	1	0	0	1	0/0	0/0	0	6
Batch	1	1	0	0	0/0	0/0	0	6
Footo	0	0	0	0	0/0	0/0	0	2
Steelers	45	21	21	3	45/45	24/29	0	389
Opponents	27	10	15	2	24/25	24/30	0	258

Sacks: Porter 10.5, Haggans 9.0, Von Oelhoffen 3.5, Polamalu 3.0, Townsend 3.0, Foote 3.0, Keisel 3.0, Harrison 3.0, Frazier 2.0, A.Smith 2.0, McFadden 1.0, Kirschke 1.0, Carter 1.0, Frazier 1.0, Colclough 1.0

Steelers: 47.0, Opponents: 32.0

2-Pt. Conversions: Steelers 0-0, Opponents: 0-1

Rushing

	No.	Yds	Avg	Long	TD
Parker	255	1202	4.7	80t	4
Bettis	110	368	3.3	39	9
Haynes	74	274	3.7	20	3
Staley	38	148	3.9	17	1
Randle El	12	73	6.1	43	0
Roethlisberger	31	69	2.2	13	3
Batch	11	30	2.7	15	0
Maddox	8	26	3.3	16	1
Kreider	3	21	7.0	12	0
Ward	3	10	3.3	7	0
Herron	3	2	0.7	1	0
Wilson	1	0	0.0	0	0
Steelers	549	2223	4.0	80t	21
Opponents	402	1376	3.4	36	10

Receiving

	No.	Yds	Avg	Long	TD
Ward	69	975	14.1	85t	11
Miller	39	459	11.8	50	6
Randle El	35	558	15.9	63t	1
Wilson	26	451	17.3	46	0
Parker	18	218	12.1	48	1
Haynes	11	113	10.3	18	0
Morgan	9	150	16.7	31t	2
Kreider	7	43	6.1	9	0
Staley	6	34	5.7	9	0
Bettis	4	40	10.0	16	0
Tuman	3	57	19.0	27	0
Kranichick	1	6	6.0	6	0
Steelers	228	3104	13.6	85t	21
Opponents	315	3480	11.0	80t	15

Interceptions

	No.	Yds	Avg	Long	TD
Hope	3	60	20.0	55	0
Polamalu	2	42	21.0	36	0
Townsend	2	26	13.0	26	0
Porter	2	9	4.5	9	0
Harrison	1	25	25.0	25	0
Colclough	1	14	14.0	14	0
Carter	1	3	3.0	3	0
Smith	1	0	0.0	0	0
McFadden	1	0	0.0	0	0
Taylor	1	0	0.0	0	0
Steelers	15	179	11.9	55	0
Opponents	14	194	13.9	41t	1

Punting

	No.	Yds	Avg	Net	TB	In	Lg	B
Gardocki	67	2803	41.8	34.7	7	22	65	0
Roethlisberger	2	72	36.0	26	1	1	39	0
Steelers	69	2875	41.7	34.5	8	23	65	0
Opponents	80	3463	43.3	34.7	11	19	58	0

Punt Returns

	Ret	FC	Yds	Avg	Long	TD
Randle El	44	12	448	10.2	81t	2&
Taylor	1	0	19	19.0	19	0
Iwuoma	1	0	3	3.0	3	0
Harrison	0	1	0	0.0	0	0
Steelers	46	13	470	10.2	81t	2
Opponents	37	12	336	9.1	36	0

& Team Record

Kickoff Returns

	No.	Yds	Avg	Long	TD
Morgan	23	583	25.3	74	0
Colclough	22	473	21.3	63	0
Taylor	3	59	19.7	24	0
Wilson	3	53	17.7	29	0
Keisel	2	23	11.5	12	0
Randle El	1	16	16.0	16	0
Kreider	1	3	3.0	3	0
Harrison	1	-2	-2.0	-2	0
Steelers	56	1208	21.6	74	0
Opponents	77	1685	21.9	94	0

Field Goals

	1/19	20-29	30-39	40-49	50+
Reed	0/0	9/9	9/9	6/9	0/2
Steelers	0/0	9/9	9/9	6/9	0/2
Opponents	0/0	8/8	5/8	11/13	0/1

Reed: (44G, 27G) (37G, 35G) (33G, 52N, 24G)(40G)(29G, 46N) (27G, 39G) (42G, 37G) (32G, 24G, 51B) (42G, 33G, 44B) (44G, 37G) (41N)(23G) (21G, 41G, 26G) (26G, 31G)

Opponents: (47N) () (5N, 48G, 35G, 43G)(34G, 32G, 41G) (23G) (30N, 26G, 39G) (22G, 43N, 40G, 49G, 47G), (40G, 31N) (47G, 25G, 44G) (29G, 48G, 44G, 28G) (30G) (29G) (20G, 32B)

STEELERS 2004 (Won 15, Lost 1)

Schedule

Date	W-L	Score	Opponent	Attendance
9/12	W	24-21	Oakland	60,147
9/19	L	30-13	at Baltimore	69,859
9/26	W	13-3	at Miami	72,225
10/3	W	28-17	Cincinnati	62,402
10/10	W	34-23	Cleveland	63,609
10/17	W	24-20	at Dallas	64,162
10/31	W	34-20	New England	64,737
11/7	W	27-3	Philadelphia	64,975
11/14	W	24-10	at Cleveland	73,703
11/21	W	19-14	at Cincinnati	65,780
11/28	W	16-7	Washington	63,707
12/5	W	17-16	at Jacksonville	76,877
12/12	W	17-6	N.Y. Jets	63,581
12/18	W	33-30	at N.Y. Giants	78,836
12/26	W	20-7	Baltimore	64,227
1/2	W	29-24	at Buffalo	73,414

Team Statistics

	Pittsburgh	Opponent
Total First Downs	310	248
Rushing	134	79
Passing	147	146
Penalty	29	23
3rd Down: Made/Att	94/219	63/193
3rd Down Pct.	42.9	32.6
4th Down: Made/Att	7/12	7/13
4th Down Pct.	58.3%	53.8%
Possession Avg.	34:00	26:01
Total Net Yards	5184	4134
Avg. Per Game	324.0	258.4
Total Plays	1012	882
Avg. Per Play	5.1	4.7
Net Yards Rushing	2464	1299
Avg. Per Game	154.0	81.2
Total Rushes	618	357
Net Yards Passing	2720	2835
Avg. Per Game	170.0	177.2
Sacked/Yards Lost	36/250	41/225
Gross Yards	2970	3060
Attempts/Completions	358/228	484/269
Completion Pct.	63.7%	55.6%
Had Intercepted	13	19
Punts/Average	67/43.0	79/42.7
Net Punting Avg.	67/37.4	79/36.3
Penalties/Yards	99/837	104/875
Fumbles/Ball Lost	20/8	28/13
Touchdowns	41	26
Rushing	16	8
Passing	20	14
Returns	5	4

Score by Period

	Q1	Q2	Q3	Q4	OT	Pts
Steelers	123	90	47	112	0	372
Opponents	79	42	66	64	0	251

Passing

	Att	Cmp	Yds	Cmp%	TD	Int	Long	Sack/Lost	Rating
Roethlisberger	295	196	2621	66.4%	17	11	58	30/213	98.1
Maddox	60	30	329	50.0%	1	2	39	6/37	58.3
Bettis	1	1	10	100.0%	1	0	10t	0/0	147.9
Randle El	1	1	10	100.0%	1	0	10t	0/0	147.9
St. Pierre	1	0	0	0.0%	0	0	0	0/0	39.6
Steelers	358	228	2970	63.7%	20	13	58	36/250	93.2
Opponents	484	269	3060	55.6%	14	19	58t	41/225	68.0

Scoring

	TD	Ru	Pa	Rt	PAT	FG	2Pt	Pts
Reed	0	0	0	0	40/40	28/33	0	124
Bettis	13	13	0	0	0/0	0/0	0	78
Burruss	5	0	5	0	0/0	0/0	0	30
Ward	5	1	4	0	0/0	0/0	0	30
Randle El	3	0	3	0	0/0	0/0	0	18
Tuman	3	0	3	0	0/0	0/0	0	18
Haynes	2	0	2	0	0/0	0/0	0	12
Riemersma	2	0	2	0	0/0	0/0	0	12
Farrior	1	0	0	1	0/0	0/0	0	6
Harrison	1	0	0	1	0/0	0/0	0	6
Kreider	1	0	1	0	0/0	0/0	0	6
Polamalu	1	0	0	1	0/0	0/0	0	6
Roethlisberger	1	1	0	0	0/0	0/0	0	6
Staley	1	1	0	0	0/0	0/0	0	6
St. Pierre	1	0	0	1	0/0	0/0	0	6
Townsend	1	0	0	1	0/0	0/0	0	6
Steelers	41	16	20	5	40/40	28/33	0	372
Opponents	26	8	14	4	24/24	23/27	0	251

2-Pt. Conversions: Steelers: 0-1, Opponents: 1-2

Sacks: A. Smith 8.0,Porter 7.0,Haggans 6.0,Townsend 4.0,Farrior 3.0,Foote 3.0,Colclough 1.5,Harrison 1.0,Hoke 1.0,Kirschke 1.0,Polamalu 1.0,von Oelhoffen 1.0,Williams 1.0,Kriewaldt 0.5
Steelers: 41.0, Opponents: 36.0

Rushing

	No.	Yds	Avg	Long	TD
Bettis	250	941	3.8	29	13
Staley	192	830	4.3	38	1
Haynes	55	272	4.9	18	0
Parker	32	186	5.8	58	0
Roethlisberger	56	144	2.6	20	1
Randle El	8	34	4.3	12	0
Ward	7	25	3.6	16t	1
Kreider	4	18	4.5	6	0
Maddox	9	15	1.7	10	0
Brown TM	1	2	2.0	2	0
St. Pierre	4	-3	-0.8	2	0
Steelers	618	2464	4.0	58	16
Opponents	357	1299	3.6	35	8

Receiving

	No.	Yds	Avg	Long	TD
Ward	80	1004	12.6	58	4
Randle El	43	601	14.0	39	3
Burruss	35	698	19.9	48	5
Haynes	18	142	7.9	26	2
Kreider	10	75	7.5	13	1
Mays	9	137	15.2	46	0
Tuman	9	89	9.9	26	3
Riemersma	7	82	11.7	26t	2
Staley	6	55	9.2	21	0
Bettis	6	46	7.7	20	0
Rasby LG	5	52	10.4	13	0
Parker	3	16	5.3	12	0
Cushing	1	17	17.0	17	0
Morey	1	8	8.0	8	0
Steelers	228	2970	13.0	58	20
Opponents	269	3060	11.4	58t	14

Interceptions

	No.	Yds	Avg	Long	TD
Polamalu	5	58	11.6	26t	1
Farrior	4	113	28.3	41	1
Townsend	4	54	13.5	39t	1
Hope	1	41	41.0	41	0
Scott	1	23	23.0	23	0
Porter	1	3	3.0	3	0
Foote	1	1	1.0	1	0
Taylor	1	0	0.0	0	0
Williams	1	0	0.0	0	0
Steelers	19	293	15.4	41t	3
Opponents	13	190	14.6	51t	3

Punting

	No.	Yds	Avg	Net	TB	In	Lg	B
Gardocki	67	2879	43.0	37.4	6	24	61	0
Steelers	67	2879	43.0	37.4	6	24	61	0
Opponents	79	3375	42.7	36.3	7	26	63	0

Punt Returns

	Ret	FC	Yds	Avg	Long	TD
Randle El	42	13	347	8.3	60	0
Colclough	1	0	13	13.0	13	0
Haynes	1	0	5	5.0	5	0
Steelers	44	13	365	8.3	60	0
Opponents	34	8	252	7.4	33	0

Kickoff Returns

	No.	Yds	Avg	Long	TD
Colclough	26	566	21.8	48	0
Randle El	21	527	25.1	41	0
Taylor	11	184	16.7	22	0
Cushing	3	45	15.0	20	0
Kirschke	1	13	13.0	13	0
Steelers	62	1335	21.5	48	0
Opponents	74	1595	21.6	91t	1

Field Goals

	1/19	20-29	30-39	40-49	50+
Reed	1/1	8/9	12/13	5/8	2/2
Steelers	1/1	8/9	12/13	5/8	2/2
Opponents	0/0	7/8	11/12	5/6	0/1

Reed: (42G)(48N)(40G,44N,45N,51G)(47G,26G)(51G)(19G,29G)(33N,42G,31G)(20G,24N)(32G)(33G,36G,32G)(37G)(34G)(33G,21G,36G,28G)(23G,40G)(22G,21G,31G,37G,33G)
Opponents: (28G,38G)(35G,27G,34G)(34G)(34G)(24G,34G,46G)(47G,39G)(43G,25G)(33G)(31G)(32N,20G,29G,36G,60N)(43G,41G)(22G)(44N)(37G,28N)

STEELERS 2003 (Won 6, Lost 10)

Schedule

Date	W-L	Score	Opponent	Attendance
9/7	W	34-15	Baltimore	63,157
9/14	L	41-20	at Kansas City	78,416
9/21	W	17-10	at Cincinnati	64,596
9/28	L	30-13	Tennessee	63,244
10/5	L	33-13	Cleveland	64,595
10/12	L	17-14	at Denver	75,974
10/26	L	33-21	St. Louis#	62,665
11/2	L	23-16	at Seattle	66,507
11/9	W	28-15	Arizona	59,520
11/17	L	30-14	at San Francisco	67,877
11/23	W	13-6	at Cleveland	73,658
11/30	L	24-20	Cincinnati	58,797
12/7	W	27-7	Oakland	53,079
12/14	L	6-0	at N.Y. Jets	77,900
12/21	W	40-24	San Diego	52,527
12/28	L	13-10/OT	at Baltimore	70,001

#1,000th game in Steelers History

Team Statistics

	Pittsburgh	Opponent
Total First Downs	275	270
Rushing	77	89
Passing	174	155
Penalty	24	26
3rd Down: Made/Att	82/227	71/209
3rd Down Pct.	36.1%	34.0%
4th Down: Made/Att	11/22	7/16
4th Down Pct.	50.0%	43.8%
Possession Avg.	30:42	29:18
Total Net Yards	4792	4783
Avg. Per Game	299.5	298.9
Total Plays	1020	968
Avg. Per Play	4.7	4.9
Net Yards Rushing	1488	1741
Avg. Per Game	93.0	108.9
Total Rushes	446	449
Net Yards Passing	3304	3042
Avg. Per Game	206.5	190.1
Sacked/Yards Lost	42/244	35/203
Gross Yards	3548	3245
Attempts/Completions	532/306	484/294
Completion Pct.	57.5%	60.7%
Had Intercepted	17	14
Punts/Average	85/41.4	91/40.6
Net Punting Avg.	36.0	32.1
Penalties/Yards	111/1005	96/709
Fumbles/Ball Lost	24/11	24/11
Touchdowns	33	38
Rushing	10	14
Passing	19	20
Returns	4	4

Score by Period

	Q1	Q2	Q3	Q4	OT	Pts
Steelers	50	94	93	63	0	300
Opponents	61	98	71	94	3	327

Passing

	Att	Cmp	Yds	Cmp%	TD	Int	Long	Sack/Lost	Rating
Maddox	519	298	3414	57.4%	18	17	53	41/242	75.3
Miller	1	1	84	100.0%	1	0	811	0/0	158.3
Batch	8	4	47	50.0%	0	0	22	1/2	68.2
Randle El	4	3	6	75.0%	0	0	9	0/0	77.1
Steelers	532	306	3548	57.5%	19	17	811	42/244	76.4
Opponents	484	294	3245	60.7%	20	14	611	35/203	82.4

Scoring

	TD	Ru	Pa	Rt	PAT	FG	2Pt	Pts
Reed	0	0	0	0	31/32	23/32	0	100
Ward	10	0	10	0	0/0	0/0	0	60
Bettis	7	7	0	0	0/0	0/0	1	44
Burress	4	0	4	0	0/0	0/0	0	24
Randle El	3	0	1	2	0/0	0/0	0	18
Zereoue	2	2	0	0	0/0	0/0	0	12
Bruener	1	0	1	0	0/0	0/0	0	6
Doering	1	0	1	0	0/0	0/0	0	6
Hope	1	0	1	0	0/0	0/0	0	6
Kreider	1	1	0	0	0/0	0/0	0	6
Riemersma	1	0	1	0	0/0	0/0	0	6
Scott	1	0	0	1	0/0	0/0	0	6
Townsend	1	0	0	1	0/0	0/0	0	6
Steelers	33	10	19	4	31/32	23/32	1	300
Opponents	38	14	20	4	32/35	21/24	1	327

Sacks: vonOheimhoffen 8.0, Porter 5.0, Bailey 2.0, Polamalu 2.0, Smith 2.0, Alexander 1.0, Haggans 1.0, Hampton 1.0, Logan 1.0, Townsend 1.0
Steelers: 35.0, Opponents: 42.0

2-PT. Conversions: Steelers 1-1, Opponents 1-3

Rushing

	No.	Yds	Avg	Long	TD
Bettis	246	811	3.3	21	7
Zereoue	132	433	3.3	22	2
Randle El	15	75	5.0	32	0
Haynes	20	63	3.2	15	0
Ward	11	61	5.5	25	0
Kreider	7	29	4.1	9	1
Maddox	13	12	0.9	6	0
Batch	1	11	11.0	11	0
Burress	1	-7	-7.0	-7	0
Steelers	446	1488	3.3	32	10
Opponents	449	1741	3.9	78t	14

Receiving

	No.	Yds	Avg	Long	TD
Ward	95	1163	12.2	50	10
Burress	60	860	14.3	47	4
Zereoue	40	310	7.8	29	0
Randle El	37	364	9.8	32t	1
Doering	18	240	13.3	53	1
Bettis	13	86	6.6	16	0
Tuman	12	113	9.4	23	0
Riemersma	10	138	13.8	24	1
Kreider	9	107	11.9	26	0
Haynes	7	57	8.1	13	0
Mays	2	17	8.5	9	0
Bruener	2	12	6.0	11	1
Hope	1	81	81.0	81t	1
Steelers	306	3548	11.6	81t	19
Opponents	294	3245	11.0	61t	20

Interceptions

	No.	Yds	Avg	Long	TD
Alexander	4	63	15.8	34	0
Scott	3	50	16.7	26t	1
Townsend	3	24	8.0	25t	1
Bell	1	61	61.0	42	0
Farrior	1	9	9.0	9	0
Washington	1	7	7.0	7	0
Gildon	1	1	1.0	1	0
Steelers	14	215	15.4	42	2
Opponents	17	386	22.7	75t	3

Punting

	No.	Yds	Avg	Net	TB	In	Lg	B
Miller	84	358	41.9	36	8	27	69	1
Steelers	84	358	41.9	36	8	27	69	1
Opponents	91	3694	40.6	32.1	11	23	61	0

Punt Returns

	Ret	FC	Yds	Avg	Long	TD
Randle El	45	12	542	12.0	84t	2&
Doering	0	0	9	0.0	9	0
Steelers	45	12	551	12.2	84t	2
Opponents	47	12	296	6.3	45	0

& Team Record

Kickoff Returns

	No.	Yds	Avg	Long	TD
Taylor	37	831	22.5	53	0
Randle El	24	466	19.4	34	0
Mays	4	79	19.8	27	0
Kreider	3	29	9.7	15	0
Steelers	68	1405	20.7	53	0
Opponents	66	1359	20.6	100t	1

Field Goals

	1/19	20-29	30-39	40-49	50+
Reed	0/0	9/12	6/7	7/12	1/1
Steelers	0/0	9/12	6/7	7/12	1/1
Opponents	1/1	7/7	5/5	8/9	0/2

Reed: (29G,31G)(20G,51G)(24WR,33G)(26G,23G,30CR)(30G,37G)(24G,26G)(49G,33G,21G)(23WL)(45WR)(45WR,23G,46G)

(23G,39G)(47SH,44G,48SH,40G)(43WL,20WL) (47G,40G)(42G)
Opponents: (44G)(19G,22G)(47G) (47WL,20G,22G)(36G,46G,34G)(20G) (32G,22G,44G) (27G,31G)(44G)(28G,41G)(31G) (46G,52SH,51SH,47G)

STEELERS 2002 (Won 10, Lost 5, Tied 1)

Schedule

Date	W-L	Score	Opponent	Attendance
9/9	L	30-14	at New England	68,436
9/15	L	30-17	Oakland	62,260
9/29	W	16-13/OT	Cleveland	62,864
10/6	L	32-29	at New Orleans	67,734
10/13	W	34-7	at Cincinnati	63,900
10/21	W	28-10	Indianapolis	62,800
10/27	W	31-18	at Baltimore	69,638
11/3	W	23-20	at Cleveland	73,718
11/10	T	34-34/OT	Atlanta	62,779
11/17	L	31-23	at Tennessee	68,804
11/24	W	29-21	Cincinnati	60,473
12/1	W	25-23	at Jacksonville	55,260
12/8	L	24-6	Houston	58,551
12/15	W	30-14	Carolina	58,586
12/23	W	17-7	at Tampa Bay	65,684
12/29	W	34-31	Baltimore	61,961

Team Statistics

	Pittsburgh	Opponent
Total First Downs	343	279
Rushing	119	77
Passing	200	178
Penalty	24	24
3rd Down: Made/Att	94/223	98/225
3rd Down Pct.	42.2%	43.6
4th Down: Made/Att	14/23	7/13
4th Down Pct.	60.9%	53.8
Possession Avg.	32.47	27.13
Total Net Yards	5952	4835
Avg. Per Game	372.0	302.2
Total Plays	1097	982
Avg. Per Play	5.4	4.9
Net Yards Rushing	2120	1375
Avg. Per Game	132.5	85.9
Total Rushes	512	359
Net Yards Passing	3832	3460
Avg. Per Game	239.5	216.3
Sacked/Yards Lost	34/204	50/313
Gross Yards	4036	3773
Attempts/Completions	551/350	573/336
Completion Pct.	63.5%	58.6%
Had Intercepted	22	19
Punts/Average	63/41.0	77/40.3
Net Punting Avg.	33.2	35.0
Penalties/Yards	90/712	106/927
Fumbles/Ball Lost	26/14	22/17
Touchdowns	43	41
Rushing	15	16
Passing	26	19
Returns	2	6

Score by Period

	Q1	Q2	Q3	Q4	OT	Pts
Steelers	113	124	61	89	3	390
Opponents	79	73	86	107	0	345

Passing

	Att	Cmp	Yds	Cmp%	TD	Int	Long	Sack/Lost	Rating
Maddox	377	234	2836	62.1%	20	16	72t	26/148	85.2
Stewart	166	109	1155	65.7%	6	6	64t	7/46	82.8
Randle El	8	7	45	87.5%	0	0	25	1/10	90.1
Steelers	551	350	4036	63.5%	26	22	72t	34/204	84.6
Opponents	573	336	3773	58.6%	19	19	64	50/313	75.6

Scoring

	TD	Ru	Pa	RT	PAT	FG	2Pt	Pts
Ward	12	0	12	0	0/0	0	38	78
Peterson	0	0	0	0	25/26	12/21	0	61
Reed	0	0	0	0	10/11	17/19	0	61
Bettis	9	9	0	0	0/0	0/0	0	54
Burress	7	0	7	0	0/0	0/0	1	44
Zereoue	4	4	0	0	0/0	0/0	0	24
Randle El	3	0	2	1	0/0	0/0	0	18
Mathis	2	0	2	0	0/0	0/0	0	12
Stewart	2	2	0	0	0/0	0/0	0	12
Kreider	1	0	1	0	0/0	0/0	1	8
Tuman	1	0	1	0	0/0	0/0	0	6
Scott	1	0	1	0	0/0	0/0	0	6
Bruener	1	0	1	0	0/0	0/0	0	6
Steelers	43	15	26	2	35/37	29/40	5	390
Opponents	41	16	19	6	37/38	20/26	0	345

Sacks: Porter 9.0, Gildon 9.0, Haggans 6.5, Smith 5.5, Bailey 5.5, Bell 4.0, Flowers 4.0, von Oelhoffen 3.0, Hampton 2.0, Alexander 1.0, Logan 0.5, Steelers: 50.0, Opponents: 34.0

2-PT. Conversions: Steelers 5-6, Opponents 1-3

& Team Record

Rushing

	No.	Yds	Avg	Long	TD
Zereoue	193	762	3.9	42	4
Bettis	187	666	3.6	41t	9
Stewart	43	191	4.4	28t	2
Ward	12	142	11.8	39	0
Randle El	19	134	7.1	24	0
Fuamatu-Ma'afala	23	115	5.0	17	0
Haynes	10	51	5.1	20	0
Maddox	19	43	2.3	21	0
Kreider	6	16	2.7	5	0
Steelers	512	2120	4.1	42	15
Opponents	359	1375	3.8	59t	16

Receiving

	No.	Yds	Avg	Long	TD
Ward	112	1329	11.9	72t	12
Burress	78	1325	17.0	62t	7
Randle El	47	489	10.4	36	2
Zereoue	42	341	8.1	54	0
Mathis	23	218	9.5	22	2
Kreider	18	122	6.8	15	1
Bruener	13	66	5.1	10	1
Bettis	7	57	8.1	15	0
Tuman	4	63	15.8	27	1
Haynes	3	10	3.3	7	0
Fuamatu-Ma'afala	2	12	6.0	6	0
Cushing	1	4	4.0	4	0
Steelers	350	4036	11.5	72t	26
Opponents	336	3773	11.2	64	19

Interceptions

	No.	Yds	Avg	Long	TD
Porter	4	153	38.3	84	0
Alexander	4	37	9.3	25	0
Washington	3	51	17.0	28	0
Townsend	3	3	1.0	2	0
Flowers	2	31	15.5	25	0
Scott	2	30	15.0	30t	1
Logan	1	46	46.0	46	0
Steelers	19	351	18.5	84	1
Opponents	22	421	19.1	70t	2

Punting

	No.	Yds	Avg	Net	TB	In	Lg	B
Miller	55	2267	41.2	33.1	5	14	62	1
Rouen	7	316	45.1	38.7	1	1	55	0
Steelers	62	2583	41.6	33.2	6	15	62	1
Opponents	77	3102	40.3	35.0	6	17	63	1

Punt Returns

	Ret	FC	Yds	Avg	Long	TD
Randle El	42	13	347	8.3	60	0
Colclough	1	0	13	13.0	13	0
Haynes	1	0	5	5.0	5	0
Steelers	44	13	365	8.3	60	0
Opponents	34	8	252	7.4	33	0

Kickoff Returns

	No.	Yds	Avg	Long	TD
Randle El	32	733	22.9	99t	1
Mays	32	671	21.0	35	0
Poteat	5	103	20.6	25	0
Kreider	1	18	18.0	18	0
Bailey	1	12	12.0	12	0
Allred	1	7	7.0	7	0
Steelers	72	1544	21.4	99t	1
Opponents	78	1671	21.4	96t	1

Field Goals

	1/19	20-29	30-39	40-49	50+
T. Peterson	1/1	2/3	6/10	3/7	0/0
J. Reed	0/0	5/5	5/5	6/7	1/2
Steelers	1/1	7/8	11/15	9/14	1/2
Opponents	0/0	7/7	2/3	11/15	0/1

Peterson:(39N)(46G)(19G,27G,24B,31G)(34G, 32WL,30G)(48SH)(34G)(43G,41WR,28G,42G)(34G,40RU,34G,48B)(31WR,37WR)
 Reed:(33G,51SH,43G,45G)(25G,29G,30G,46G,33G,50G)(40G,31G,43SH)(36G,41G,23G)(26G)(23G,48G)
 Opponents:(45G,28G,27G)(41G,45G,46WL,27G)(28G,28G,45SH)(40G,48G,31G,48G)(46SH)(48SH,41G)(28G)(36G,40G,56B)(39WR,43G)(43G)

STEELERS 2001 (Won 13, Lost 3)

Schedule

Date	W-L	Score	Opponent	Attendance
9/9	L	21-3	at Jacksonville	63,785
9/30	W	20-3	at Buffalo	72,874
10/7	W	16-7	Cincinnati	62,335
10/14	W	20-17	at Kansas City	78,413
10/21	W	17-10	at Tampa Bay	65,588
10/29	W	34-7	Tennessee	63,763
11/4	L	13-10	Baltimore	62,906
11/11	W	15-12/OT	at Cleveland	73,218
11/18	W	20-7	Jacksonville	62,644
11/25	W	34-24	at Tennessee	68,801
12/2	W	21-16	Minnesota	62,661
12/9	W	18-7	N.Y. Jets	62,884
12/16	W	26-21	at Baltimore	69,506
12/23	W	47-14	Detroit	62,809
12/30	L	26-23/OT	at Cincinnati	63,751
1/6	W	28-7	Cleveland	59,189

Team Statistics

	Pittsburgh	Opponent
Total First Downs	314	254
Rushing	148	70
Passing	150	160
Penalty	16	24
3rd Down: Made/Att	106/232	68/199
3rd Down Pct.	45.7%	34.2%
4th Down: Made/Att	6/12	4/17
4th Down Pct.	50.0%	23.5%
Possession Avg.	34:10	25:50
Total Net Yards	5887	4137
Avg. Per Game	367.9	258.6
Total Plays	1065	919
Avg. Per Play	5.5	4.5
Net Yards Rushing	2774	1195
Avg. Per Game	173.4	74.7
Total Rushes	580	339
Net Yards Passing	3113	2942
Avg. Per Game	194.6	183.9
Sacked/Yards Lost	31/182	55/367
Gross Yards	3295	3309
Attempts/Completions	454/274	525/295
Completion Pct.	60.4%	56.2%
Had Intercepted	12	16
Punts/Average	63/41.4	87/42.3
Net Punting Avg.	63/34.6	87/36.3
Penalties/Yards	86/737	71/585
Fumbles/Ball Lost	28/9	27/12
Touchdowns	38	26
Rushing	17	5
Passing	16	19
Returns	5	2

Score by Period

	Q1	Q2	Q3	Q4	OT	Pts
Steelers	60	108	102	79	3	352
Opponents	33	81	13	82	3	212

Passing

	Att	Cmp	Yds	Cmp%	TD	Int	Long	Sack/Lost	Rating
Stewart	442	266	3109	60.2%	14	11	90t	20/175	81.7
Maddox	9	7	154	77.8%	1	1	57	1/4	116.2
Bettis	2	1	32	50.0%	1	0	32t	0/0	135.4
Ward	1	0	0	0.0%	0	0	0	1/3	39.6
Steelers	454	274	3295	60.4%	16	12	90t	31/182	83.4
Opponents	525	295	3309	56.2%	19	16	80t	55/367	74.5

Scoring

	TD	R	Pa	Rt	PAT	FG	2Pt	Pts
Brown	0	0	0	0	34/37	30/44	0	124
Burress	6	0	6	0	0/0	0/0	0	36
Stewart	5	5	0	0	0/0	0/0	0	30
Bettis	4	4	0	0	0/0	0/0	0	24
Fuamatu-Ma'aafala	4	3	1	0	0/0	0/0	0	24
Ward	4	0	4	0	0/0	0/0	0	24
Edwards	2	1	0	1	0/0	0/0	0	12
Scott	2	0	0	2	0/0	0/0	0	12
Shaw	2	0	2	0	0/0	0/0	0	12
Zereoue	2	1	1	0	0/0	0/0	0	12
Bowers	1	1	0	0	0/0	0/0	0	6
Cushing	1	0	1	0	0/0	0/0	0	6
Gildon	1	0	0	1	0/0	0/0	0	6
Kreider	1	1	0	0	0/0	0/0	0	6
Maddox	1	1	0	0	0/0	0/0	0	6
Tuman	1	0	0	1	0/0	0/0	0	6
Washington	1	0	0	1	0/0	0/0	0	6
Steelers	38	17	16	5	34/37	30/44	0	352
Opponents	26	5	19	2	23/24	9/20	2	212

2-Pt. Conversions: Steelers 0-1, Opponents 1-2

Sacks: Gildon 12.0, Bell 9.0, Porter 9.0, A. Smith 8.0, von Delhoffen 4.0, Alexander 2.0, Bailey 2.0, Holmes 2.0, Logan 2.0, Townsend 2.0, Flowers 1.0, Hampton 1.0, Washington 1.0

Steelers: 55.0, Opponents: 31.0

Rushing

	No.	Yds	Avg	Long	TD
Bettis	225	1072	4.8	48	4
Stewart	96	537	5.6	48t	5
Fuamatu-Ma'aafala	120	453	3.8	46	3
Zereoue	85	441	5.2	32	1
Bowers	18	84	4.7	21t	1
Ward	10	83	8.3	36	0
Kreider	7	29	4.1	12	1
Edwards	5	28	5.6	12t	1
Witman	5	24	4.8	14	0
Maddox	6	9	1.5	8	1
Martin	1	8	8.0	8	0
Steelers	578	2768	4.8	48t	17
Opponents	339	1195	3.5	36	5

Receiving

	No.	Yds	Avg	Long	TD
Ward	94	1003	10.7	34	4
Burress	66	1008	15.3	43	6
Shaw	24	409	17.0	90t	2
Edwards	19	283	14.9	57	0
Fuamatu-Ma'aafala	16	127	7.9	54	1
Zereoue	13	154	11.8	62	1
Bruener	12	98	8.2	21	0
Bettis	8	48	6.0	16	0
Tuman	7	96	13.7	32t	1
Witman	6	32	5.3	12	0
Cushing	5	24	4.8	9	1
Kreider	2	5	2.5	5	0
Blackwell	1	9	8.0	8	0
Bowers	1	0	0.0	0	0
Steelers	274	3295	12.0	90t	16
Opponents	295	3309	11.2	80t	19

Interceptions

	No.	Yds	Avg	Long	TD
Scott	5	204	40.8	62	2
Alexander	4	39	9.8	22	0
Townsend	2	7	3.5	7	0
Logan	2	2	1.0	2	0
Washington	1	15	15.0	15	0
Clancy	1	3	3.0	3	0
Gildon	1	0	0.0	0	0
Steelers	16	270	16.9	62	2
Opponents	12	101	8.4	39	0

Punting

	No.	Yds	Avg	Net	TB	In	Lg	B
Miller	59	2505	42.5	34.9	5	23	64	1
K. Brown	3	106	35.3	27.3	0	0	46	0
Steelers	62	2611	42.1	34.6	5	23	64	1
Opponents	87	3677	42.3	36.3	5	28	57	0

Punt Returns

	Ret	FC	Yds	Avg	Long	TD
Poteat	36	14	292	8.1	39	0
Edwards	10	0	83	8.3	28	0
Shaw	4	1	45	11.3	23	0
Steelers	50	15	420	8.4	39	0
Opponents	28	14	334	11.9	62	0

Kickoff Returns

	No.	Yds	Avg	Long	TD
Edwards	20	462	23.1	81	0
Poteat	16	250	15.6	30	0
Jackson	6	125	20.8	25	0
Blackwell	2	36	18.0	20	0
Logan	1	9	9.0	9	0
Shaw	1	2	2.0	2	0
Steelers	46	884	19.2	81	0
Opponents	73	1561	21.4	95t	1

Field Goals

	1/19	20-29	30-39	40-49	50+
K. Brown	0/0	7/7	15/20	6/15	2/2
Steelers	0/0	7/7	15/20	6/15	2/2
Opponents	0/0	3/5	4/6	2/7	0/2

Brown: (41G)(33N,30G,52G)(26G,42G,48G)(42G,55G)(35G)(48N,42G,27G)(38G,41N,33N,48N,35N)(31G,27G,37G,37G,45N,32G)(48G,28G)(39G,47N,37G)(40N)(26G,35G,40N,44N,38G,20G)(22G,33G,32N)(48N,37G,38N,31G)(38G)

Opponents: (22N)(49N,23G)(51N)(31G)(48N)(25G,39G)(40G)(47N)(49G)(25G,38N)(51N)(48N)(48N)(32N,28N,34G,31G)

STEELERS 2000 (Won 9, Lost 7)

Schedule

Date	W-L	Score	Opponent	Attendance
9/3	L	16-0	Baltimore	55,049
9/17	L	23-20	at Cleveland	73,018
9/24	L	23-20	Tennessee	51,769
10/1	W	24-13	at Jacksonville	64,351
10/8	W	20-3	at N.Y. Jets	78,441
10/15	W	15-0	Cincinnati	54,328
10/22	W	22-0	Cleveland	57,659
10/29	W	9-6	at Baltimore	69,405
11/5	L	9-7	at Tennessee	68,498
11/12	L	26-23/OT	Philadelphia	56,702
11/19	L	34-24	Jacksonville	50,925
11/26	W	48-28	at Cincinnati	63,925
12/3	W	21-20	Oakland	55,811
12/10	L	30-10	at N.Y. Giants	78,164
12/16	W	24-3	Washington	58,183
12/24	W	34-21	at San Diego	50,809

Team Statistics

	Pittsburgh	Opponent
Total First Downs	283	252
Rushing	124	82
Passing	128	153
Penalty	31	17
3rd Down: Made/Att	86/229	78/222
3rd Down Pct.	37.6%	35.1%
4th Down: Made/Att	5/10	8/17
4th Down Pct.	50.0%	47.1%
Possession Avg.	31:27	28:33
Total Net Yards	4766	4713
Avg. Per Game	297.6	294.6
Total Plays	1009	985
Avg. Per Play	4.7	4.8
Net Yards Rushing	2248	1693
Avg. Per Game	140.5	105.8
Total Rushes	527	425
Net Yards Passing	2518	3020
Avg. Per Game	157.4	188.8
Sacked/Yards Lost	43/220	39/229
Gross Yards	2738	3249
Attempts/Completions	439/217	521/280
Completion Pct.	49.4%	53.7%
Had Intercepted	10	17
Punts/Average	91/43.3	84/43.3
Net Punting Avg.	91/37.5	84/35.5
Penalties/Yards	81/667	105/876
Fumbles/Ball Lost	24/11	25/18
Touchdowns	35	24
Rushing	19	9
Passing	12	13
Returns	4	2

Score by Period

	Q1	Q2	Q3	Q4	OT	Pts
Steelers	58	99	67	97	0	321
Opponents	67	76	50	59	3	255

Passing

	Att	Cmp	Yds	Cmp%	TD	Int	Long	Sack/Lost	Rating
Stewart	289	151	1860	52.2%	11	8	45t	30/150	73.6
Graham	148	66	878	44.6%	1	1	77t	13/70	63.4
Bettis	2	0	0	0.0%	0	1	0	0/0	0.0
Steelers	439	217	2738	49.4%	12	10	77t	43/220	68.9
Opponents	521	280	3249	53.7%	13	17	79	39/229	67.6

Scoring

	TD	Ru	Pa	Rt	PAT	FG	2Pt	Pts
Brown	0	0	0	0	32/33	25/30	0	107
Bettis	8	8	0	0	0/0	0/0	0	48
Stewart	7	7	0	0	0/0	0/0	0	42
Shaw	4	0	4	0	0/0	0/0	0	24
Ward	4	0	4	0	0/0	0/0	0	24
Huntley	3	3	0	0	0/0	0/0	1	20
Bruener	3	0	3	0	0/0	0/0	0	18
Porter	1	0	0	1	0/0	0/0	0	8
Blackwell	1	0	0	1	0/0	0/0	0	6
Fuamatu-Ma'afala	1	1	0	0	0/0	0/0	0	6
Gildon	1	0	0	1	0/0	0/0	0	6
Hawkins	1	0	0	1	0/0	0/0	0	6
Poteat	1	0	0	1	0/0	0/0	0	6
Steelers	35	19	12	4	32/33	25/30	1	321
Opponents	24	9	13	2	24/24	29/34	0	255

Sacks: Gildon 13.5, Porter 10.5, A. Smith 4.0, Townsend 3.5, Alexander 1.5, Bettles 1.0, Flowers 1.0, Holmes 1.0, von Oelhoffen 1.0, Vrabel 1.0
Steelers: 39.0, Opponents: 43.0

2-PT. Conversions: Steelers 1-2, Opponents 0-0

Rushing

	No.	Yds	Avg	Long	TD
Bettis	355	1341	3.8	30	8
Stewart	78	436	5.6	45t	7
Huntley	46	215	4.7	30t	3
Fuamatu-Ma'afala	21	149	7.1	21	1
Ward	4	53	13.3	23	0
Kreider	2	24	12.0	22	0
Zereoue	6	14	2.3	11	0
Graham	8	7	0.9	7	0
Witman	3	5	1.7	2	0
Edwards	3	4	1.3	15	0
Miller	1	0	0.0	0	0
Steelers	527	2248	4.3	45t	19
Opponents	425	1693	4.0	46	9

Receiving

	No.	Yds	Avg	Long	TD
Ward	48	672	14.0	77t	4
Shaw	40	672	16.8	45t	4
Burress	22	273	12.4	39	0
Hawkins	19	238	12.5	33	1
Edwards	18	215	11.9	27	0
Bruener	17	192	11.3	30t	3
Bettis	13	97	7.5	25	0
Fuamatu-Ma'afala	11	107	9.7	25	0
Huntley	10	91	9.1	19	0
Kreider	5	42	8.4	14	0
Witman	5	33	6.6	11	0
Cushing	4	17	4.3	5	0
Geason	3	66	22.0	36	0
Blackwell	2	23	11.5	14	0
Steelers	217	2738	12.6	77t	12
Opponents	280	3249	11.6	79	13

Interceptions

	No.	Yds	Avg	Long	TD
Washington	5	59	11.8	31	0
Scott	5	49	9.8	33	0
Alexander	3	31	10.3	15	0
Codie	1	14	14.0	14	0
Kirkland	1	1	1.0	1	0
Flowers	1	0	0.0	0	0
Porter	1	0	0.0	0	0
Steelers	17	154	9.1	33	0
Opponents	10	150	15.0	63t	2

Punting

	No.	Yds	Avg	Net	TB	In	Lg	B
Miller	90	3944t	43.8	37.5	8	34	67	1
Steelers	90	3944t	43.8	37.5	8	34	67	1
Opponents	84	3641	43.3	35.5	8	29	65	0

&Team Record

Punt Returns

	Ret	FC	Yds	Avg	Long	TD
Poteat	36	7	467	13.0	54	1
Hawkins	4	11	15	3.8	9	0
Shaw	2	1	17	8.5	10	0
Edwards	0	1	0	-	-	0
Steelers	42	20	499	11.9	54	1
Opponents	44	14	371	8.4	27	0

Kickoff Returns

	No.	Yds	Avg	Long	TD
Poteat	24	465	19.4	31	0
Edwards	15	298	19.9	37	0
Blackwell	10	281	28.1	98t	1
Ward	7	186	26.6	57	0
Kreider	1	0	0.0	0	0
Tuman	1	-1	-1.0	-1	0
Steelers	58	1221	21.1	98t	1
Opponents	69	1496	21.7	62	0

Field Goals

	1/19	20-29	30-39	40-49	50+
K. Brown	1/1	8/8	9/10	6/9	1/2
Steelers	1/1	8/8	9/10	6/9	1/2
Opponents	2/2	9/11	6/7	11/13	1/1

Brown: (45N)(41G,31G)(32G,32G,50N)(19G)(43G,29G)(36G,28G)(44G,20G,31G,26G,33G)(24G)(38G,52G,40G)(40G,42N)(44G,28G)(32G,36N,44N)(28G)(32G,28G)

Opponents: (23G,26G,33G)(23G,28G,19G)(24G,40G,40G)(19G,48G)(29B,40G)(42N)(51G,49G)(21G,24N,31G,29G)(26G,45G,38N,42G,42G)(36G,33G)(40G,42G,44N)(38G,40G,21G)(32G)

STEELERS 1999 (Won 6, Lost 10)

Schedule

Date	W-L	Score	Opponent	Attendance
9/12	W	43-0	at Cleveland	73,138
9/19	W	23-20	at Baltimore	68,965
9/26	L	29-10	Seattle	57,881
10/3	L	17-3	Jacksonville	57,308
10/10	L	24-21	at Buffalo	71,038
10/17	W	17-3	at Cincinnati	59,669
10/25	W	13-9	Atlanta	58,141
11/7	W	27-6	at San Francisco	68,657
11/14	L	16-15	Cleveland	58,213
11/21	L	16-10	at Tennessee	66,619
11/28	L	27-20	Cincinnati	50,907
12/2	L	20-6	at Jacksonville	68,806
12/12	L	31-24	Baltimore	46,715
12/18	L	35-19	at Kansas City	78,697
12/26	W	30-20	Carolina	39,428
1/2	L	47-36	Tennessee	48,025

Team Statistics

	Pittsburgh	Opponent
Total First Downs	295	260
Rushing	111	92
Passing	159	142
Penalty	25	26
3rd Down: Made/Att	90/234	64/203
3rd Down Pct.	38.5%	31.5%
4th Down: Made/Att	7/24	8/16
4th Down Pct.	29.2%	50.0%
Possession Avg.	31:28	28:32
Total Net Yards	4874	4884
Avg. Per Game	304.6	305.3
Total Plays	1067	953
Avg. Per Play	4.6	5.1
Net Yards Rushing	1991	1958
Avg. Per Game	124.4	133.4
Total Rushes	495	451
Net Yards Passing	2883	2926
Avg. Per Game	180.2	182.9
Sacked/Yards Lost	37/235	39/241
Gross Yards	3118	3167
Attempts/Completions	535/301	463/245
Completion Pct.	56.3%	52.9%
Had Intercepted	18	14
Punts/Average	84/45.2	92/40.6
Net Punting Avg.	91/27.5	84/35.5
Penalties/Yards	119/945	101/813
Fumbles/Ball Lost	19/7	29/14
Touchdowns	35	36
Rushing	14	10
Passing	19	20
Returns	2	6

Score by Period

	Q1	Q2	Q3	Q4	OT	Pts
Steelers	102	72	60	83	0	317
Opponents	100	102	59	59	0	320

Passing

	Att	Cmp	Yds	Cmp%	TD	Int	Long	Sack/Lost	Rating
Stewart	275	160	1464	58.2%	6	10	42	22/131	64.9
Tomczak	258	139	1625	53.9%	12	8	49	15/104	75.8
Bettis	1	1	21	100.0%	0	0	21	0/0	158.3
Gonzalez	1	1	8	100.0%	0	0	9	0/0	100.0
Steelers	535	301	3118	56.3%	19	18	49	37/235	71.1
Opponents	463	245	3167	52.9%	20	14	88	40/247	76.5

Scoring

	TD	Ru	Pa	RT	PAT	FG	2Pt	Pts
Brown	0	0	0	0	30/31	25/29	0	105
Huntley	8	5	3	0	0/0	0/0	0	48
Ward	7	0	7	0	0/0	0/0	1	44
Bettis	7	7	0	0	0/0	0/0	0	44
Edwards	5	0	5	0	0/0	0/0	0	30
Shaw	3	0	3	0	0/0	0/0	0	18
Stewart	3	2	1	0	0/0	0/0	0	18
Davis	1	0	0	1	0/0	0/0	0	6
Porter	1	0	0	1	0/0	0/0	0	6
Steelers	35	14	19	2	30/31	25/29	1	317
Opponents	36	10	20	6	34/35	20/26	5	320

Sacks: Gildon 8.5, Emmons 6.0, Flowers 5.0, Royce 4.5, Oldham 3.0, Steed 3.0, Kirkland 2.0, Porter 2.0, Vrabel 2.0, L. Brown 1.0, Henry 1.0, Shields 1.0

Steelers: 39.0, Opponents: 37.0

2-Pt. Conversions: Steelers 1-4, Opponents 0-1

Rushing

	No.	Yds	Avg	Long	TD
Bettis	299	1091	3.6	35	7
Huntley	93	567	6.1	52	5
Stewart	56	258	4.6	21	2
Zereoue	18	48	2.7	8	0
Tomczak	16	19	1.2	17	0
Witman	6	18	3.0	7	0
Fuamatu-Ma'afala	1	4	4.0	4	0
Ward	2	-2	-1.0	3	0
Gonzalez	2	-3	-1.5	-1	0
Miller	2	-9	-4.5	0	0
Steelers	495	1991	4.0	52	14
Opponents	451	1958	4.3	82	10

Receiving

	No.	Yds	Avg	Long	TD
Edwards	61	714	11.7	41	5
Ward	61	638	10.5	42	7
Hawkins	30	285	9.5	23	0
Shaw	28	387	13.8	49	3
Huntley	27	253	9.4	25	3
Bettis	21	110	5.2	17	0
Blackwell	20	186	9.3	26	0
Bruener	18	176	9.8	29	0
Witman	12	106	8.8	38	0
Stewart	9	113	12.6	28	1
Lyons	8	81	10.1	25	0
Cline	4	45	11.3	30	0
Cushing	2	29	14.5	22	0
Johnson	2	23	11.5	18	0
Zereoue	2	17	8.5	14	0
Steelers	301	3118	10.4	49	19
Opponents	245	3167	12.9	88	20

Interceptions

	No.	Yds	Avg	Long	TD
Shields	4	75	18.8	25	0
Washington	4	1	0.3	1	0
Kirkland	1	23	23.0	23	0
Emmons	1	22	22.0	22	0
Scott	1	16	16.0	16	0
Oldham	1	9	9.0	9	0
Roye	1	2	2.0	2	0
Davis	1	1	1.0	1	0
Steelers	14	149	10.6	25	0
Opponents	18	304	16.9	58	3

Punting

	No.	Yds	Avg	Net	TB	In	Lg	B
Miller	84	3795	45.2	38.1	10	27	75	0
Steelers	84	3795	45.2	38.1	10	27	75	0
Opponents	92	3737	40.6	34.3	10	32	78	0

Punt Returns

	Ret	FC	Yds	Avg	Long	TD
Edwards	25	4	234	9.4	48	0
Hawkins	11	6	49	4.5	14	0
Shaw	4	3	53	13.3	17	0
Blackwell	1	1	39	39.0	39	0
Ward	1	0	2	2.0	2	0
Steelers	42	14	377	9.0	48	0
Opponents	39	13	392	10.1	94	1

Kickoff Returns

	No.	Yds	Avg	Long	TD
Huntley	15	336	22.4	41	0
Blackwell	14	282	20.1	37	0
Edwards	13	234	18.0	44	0
Zereoue	7	169	24.1	35	0
Lyons	3	42	14.0	17	0
Cline LG	2	8	4.0	8	0
Cline TM	2	8	4.0	8	0
Fuamatu-Ma'afala	1	9	9.0	9	0
Vrabel	1	6	6.0	6	0
Ward	1	24	24.0	24	0
Steelers	57	1,110	19.5	44	0
Opponents	67	1,209	18.0	75	0

Field Goals

	1/19	20-29	30-39	40-49	50+
K. Brown	2/2	5/5	9/10	8/11	1/1
Steelers	2/2	5/5	9/10	8/11	1/1
Opponents	2/2	8/9	4/6	5/8	1/1

K. Brown: (19G,28G,19G)(32G,28G,36G)(33G)(48G)(48G)(51G,25G)(28G,38G,31N)(41G,32G,47G)(44N,24G)(35G,33G)(40G,38G)(31G,46N)(42G,49B,47G)(46G)
Opponents: (45G,28G)(45G,51G,41G,26G,30N,38G)(27G,41G)(29G,36N)(37G,41N)(47N)(19G, 20G,49N)(39G)(29G)

STEELERS 1998 (Won 7, Lost 9)

Schedule

Date	W-L	Score	Opponent	Attendance
9/6	W	20-13	at Baltimore	68,847
9/13	W	17-12	Chicago	59,084
9/20	L	21-0	at Miami	73,948
9/27	W	13-10	Seattle	58,413
10/11	L	25-20	at Cincinnati	59,979
10/18	W	16-6	Baltimore	58,620
10/26	W	20-13	at Kansas City	79,431
11/1	L	41-31	Tennessee	58,222
11/9	W	27-20	Green Bay	60,507
11/15	L	23-14	at Tennessee	41,104
11/22	W	30-15	Jacksonville	59,124
11/26	L	19-16/OT	at Detroit	78,139
12/6	L	23-9	New England	58,632
12/13	L	16-3	at Tampa Bay	65,335
12/20	L	25-24	Cincinnati	52,017
12/28	L	21-3	at Jacksonville	74,143

Team Statistics

	Pittsburgh	Opponent
Total First Downs	268	266
Rushing	106	88
Passing	135	155
Penalty	27	23
3rd Down: Made/Att	87/224	89/236
3rd Down Pct.	38.8%	37.7%
4th Down: Made/Att	3/15	8/18
4th Down Pct.	20.0%	44.4%
Possession Avg.	30:20	29:40
Total Net Yards	4586	4963
Avg. Per Game	286.6	310.2
Total Plays	1014	1002
Avg. Per Play	4.5	5.0
Net Yards Rushing	2034	1642
Avg. Per Game	127.1	102.6
Total Rushes	490	479
Net Yards Passing	2552	3321
Avg. Per Game	159.5	207.6
Sacked/Yards Lost	35/229	41/238
Gross Yards	2781	3559
Attempts/Completions	489/274	482/268
Completion Pct.	56.0%	55.6%
Had Intercepted	20	16
Punts/Average	82/43.5	76/45.8
Net Punting Avg.	82/36.8	76/38.9
Penalties/Yards	79/691	106/854
Fumbles/Ball Lost	18/12	28/13
Touchdowns	26	30
Rushing	8	8
Passing	13	17
Returns	5	5

Score by Period

	Q1	Q2	Q3	Q4	OT	Pts
Steelers	40	86	70	67	0	263
Opponents	24	112	63	101	3	303

Passing

	Att	Cmp	Yds	Cmp%	TD	Int	Long	Sack/Lost	Rating
Stewart	458	252	2560	55.0%	11	18	551	33/211	62.9
Tomczak	30	21	204	70.0%	2	2	42	2/18	83.2
Ward	1	2	17	100.0%	0	0	17	0/0	118.8
Steelers	489	274	2781	56.0%	13	20	551	35/229	64.3
Opponents	482	268	3559	55.6%	17	16	861	41/238	77.1

Scoring

	TD	Ru	Pa	Rt	PAT	FG	2Pt	Pts
N. Johnson	0	0	0	0	21/21	26/31	0	99
C. Johnson	7	0	7	0	0/0	0/0	2	46
Bettis	3	3	0	0	0/0	0/0	0	18
Fuamatu-Ma'afala	3	2	1	0	0/0	0/0	0	18
Bruener	2	0	2	0	0/0	0/0	0	12
Stewart	2	2	0	0	0/0	0/0	0	12
Washington	2	0	2	0	0/0	0/0	0	12
Blackwell	1	0	1	0	0/0	0/0	1	8
Coleman	1	0	1	0	0/0	0/0	0	6
Hawkins	1	0	1	0	0/0	0/0	0	6
Huntley	1	1	0	0	0/0	0/0	0	6
Lake	1	0	0	1	0/0	0/0	0	6
McAfee	1	0	0	1	0/0	0/0	0	6
Oldham	1	0	0	1	0/0	0/0	0	6
George	0	0	0	0	2/2	0/1	0	2
Steelers	26	8	13	5	23/23	26/32	3	263
Opponents	30	8	17	5	23/24	32/41	0	303

Sacks: Gidon 11.0, Henry 4.0, Emmons 3.5, Harrison 3.5, Roye 3.5, D. Jones 3.0, Kirkland 2.5, Wabrel 2.5, Gibson 2.0, Holmes 1.5, Flowers 1.0, Lake 1.0, Steed 1.0, Oldham 0.5, Perry 0.5

Steelers: 41.0, Opponents: 35.0

2-Pt. Conversions: Steelers 3-3, Opponents 2-6

Rushing

	No.	Yds	Avg	Long	TD
Bettis	316	1185	3.8	42	3
Stewart	81	406	5.0	56	2
Huntley	55	242	4.4	48	1
McAfee	18	111	6.2	14	0
Hawkins	10	41	4.1	14	0
Fuamatu-Ma'afala	7	30	4.3	10	2
Ward	1	13	13.0	13	0
C. Johnson	1	4	4.0	4	0
Witman	1	2	2.0	2	0
Steelers	490	2034	4.2	56	8
Opponents	479	1642	3.4	37	8

Receiving

	No.	Yds	Avg	Long	TD
Hawkins	66	751	11.4	53	1
C. Johnson	65	815	12.5	55	7
Blackwell	32	297	9.3	24	1
Bruener	19	157	8.3	20	2
Bettis	16	90	5.6	26	0
Ward	15	246	16.4	45	0
Witman	13	74	5.7	15	0
Dunn	9	87	9.7	24	0
Fuamatu-Ma'afala	9	84	9.3	26	1
Lester	9	46	5.1	9	0
McAfee	9	27	3.0	1	0
Coleman	4	49	12.3	13	1
Lyons	3	19	6.3	11	0
Huntley	3	18	6.0	7	0
Stewart	1	17	17.0	17	0
Bishop	1	4	4.0	4	0
Steelers	274	2781	10.1	55	13
Opponents	268	3559	13.3	86	17

Interceptions

	No.	Yds	Avg	Long	TD
Washington	5	178	35.6	78	2
Lake	4	33	8.3	27	1
Perry	2	69	34.5	40	0
Holmes	1	36	36.0	36	0
Oldham	1	14	14.0	14	0
Emmons	1	2	2.0	2	0
Flowers	1	2	2.0	2	0
Kirkland	1	1	1.0	1	0
Steelers	16	335	20.9	78	3
Opponents	20	169	8.5	33	2

Punting

	No.	Yds	Avg	Net	TB	In	Lg	B
Miller	81	3530	43.6	36.8	12	34	73	0
Stewart	1	35	35.0	35	0	1	35	0
Steelers	82	3565	43.5	36.8	12	35	73	0
Opponents	76	3482	45.8	38.9	13	22	71	1

Punt Returns

	Ret	FC	Yds	Avg	Long	TD
Hawkins	15	8	175	11.7	47	0
Coleman	10	3	53	5.3	12	0
Arnold	4	1	19	4.8	8	0
Blackwell	4	4	22	5.5	13	0
Steelers	33	16	269	8.2	47	0
Opponents	30	18	310	10.3	46	0

Kickoff Returns

	No.	Yds	Avg	Long	TD
Dunn	21	525	25.0	44	0
Blackwell	20	382	19.1	43	0
Huntley	6	119	19.8	26	0
Arnold	3	78	26.0	31	0
Lyons	2	-4	-2.0	6	0
Gibson	1	9	9.0	9	0
McAfee	1	10	10.0	25	0
Roye	1	0	0.0	0	0
Steelers	55	1112	20.2	44	0
Opponents	64	1212	18.9	53	0

Field Goals

	1/19	20-29	30-39	40-49	50+
N. Johnson	0/0	0/10	5/5	11/14	0/2
George	0/0	0/0	0/1	0/0	0/0
Steelers	0/0	0/10	5/6	11/14	0/2
Opponents	1/1	9/9	9/10	12/17	1/4

N. Johnson: (27G,49G)(49G)(47B)(33G,42N,25G)(40G,40G)

(41G,42G,40G)(34G,22G)(52N)(45G,21G)(38G,29G,41G)

(30G,36G,53N,25G)(49G,26G,43G)(27G)(22G)(47N,24G)

George: (36B)

Opponents: (41G,42N,42N,45N,25G)(19G,36G)(47G,52N)(44G,48G)(41G,40G)

(20G,28G)(43G,32G)(51N,42G,37G)(46G,24G,22G)(1)

(45G,51G,43N,35G,42G)(21G,29G,35G)(39G,37G,33B,21G)(33G,37G,43G,53N,46N,21G)

STEELERS 1997 (Won 11, Lost 5)

Schedule

Date	W-L	Score	Opponent	Attendance
8/31	L	37-7	Dallas	60,296
9/7	W	14-13	Washington	58,059
9/22	L	30-21	at Jacksonville	73,016
9/28	W	37-24	Tennessee	57,507
10/5	W	42-34	at Baltimore	64,421
10/12	W	24-22	Indianapolis	57,925
10/19	W	26-10	at Cincinnati	60,020
10/26	W	23-17/OT	Jacksonville	57,011
11/3	L	13-10	at Kansas City	78,301
11/9	W	37-0	Baltimore	56,669
11/16	W	20-3	Cincinnati	55,226
11/23	L	23-20	at Philadelphia	67,166
11/30	W	26-20/OT	at Arizona	65,241
12/7	W	35-24	Denver	59,739
12/13	W	24-21/OT	at New England	60,013
12/21	L	16-6	at Tennessee	50,677

Team Statistics

	Pittsburgh	Opponent
Total First Downs	326	285
Rushing	154	82
Passing	157	177
Penalty	15	26
3rd Down: Made/Att	98/216	102/228
3rd Down Pct.	44.7%	44.7%
4th Down: Made/Att	11/18	7/13
4th Down Pct.	61.1%	53.8%
Possession Avg.	32:05	27:55
Total Net Yards	5542	4705
Avg. Per Game	346.4	294.1
Total Plays	1058	1005
Avg. Per Play	5.2	4.7
Net Yards Rushing	2479	1318
Avg. Per Game	154.9	82.4
Total Rushes	572	403
Net Yards Passing	3063	3387
Avg. Per Game	191.4	211.7
Sacked/Yards Lost	20/152	48/294
Gross Yards	3215	3681
Attempts/Completions	466/253	554/295
Completion Pct.	54.3%	53.2%
Had Intercepted	19	20
Punts/Average	64/42.6	66/42.5
Net Punting Avg.	64/35.0	66/37.9
Penalties/Yards	95/881	90/708
Fumbles/Ball Lost	25/14	26/14
Touchdowns	44	31
Rushing	19	5
Passing	22	24
Returns	3	2

Score by Period

	Q1	Q2	Q3	Q4	OT	Pts
Steelers	67	98	86	106	15	372
Opponents	69	106	65	67	0	307

Passing

	Att	Cmp	Yds	Cmp%	TD	Int	Long	Sack/Lost	Rating
Stewart	440	236	3020	53.6%	21	17	69t	20/152	75.2
Tomczak	24	16	185	66.7%	1	2	28t	0/0	68.9
Quinn	2	1	10	50.0%	0	0	10	0/0	64.6
Steelers	466	253	3215	54.3%	22	19	69t	20/152	74.8
Opponents	554	295	3681	53.2%	24	20	55	48/294	73.5

Scoring

	TD	Ru	Pa	Rt	PAT	FG	2Pt	Pts
N. Johnson	0	0	0	0	40/40	22/25	0	106
Stewart	11	11	0	0	0/0	0/0	0	66
Bettis	9	7	2	0	0/0	0/0	0	54
Thigpen	7	0	7	0	0/0	0/0	1	44
Bruener	6	0	6	0	0/0	0/0	0	36
Hawkins	3	0	3	0	0/0	0/0	0	18
Blackwell	2	0	1	0	0/0	0/0	0	12
C. Johnson	2	0	2	0	0/0	0/0	0	12
Jones	2	1	1	0	0/0	0/0	0	12
Gildon	1	0	0	1	0/0	0/0	0	6
Lake	1	0	0	1	0/0	0/0	0	6
Steelers	44	19	22	3	40/40	22/25	1	372
Opponents	31	5	24	2	28/28	29/35	1	307

Sacks: Lake 6.0, Gildon 5.0, Kirkland 5.0, Henry 4.5, Conley 4.0, Harrison 4.0, Holmes 4.0, Oldham 4.0, Lloyd 3.5, Bell 1.5, Vrabel 1.5, Fuller 1.0, Gibson 1.0, Perry 1.0, Roye 1.0, Steed 1.0

Steelers: 48.0, Opponents: 20.0

2-PT Conversions: Steelers 1-2, Opponents 2-3

Rushing

	No.	Yds	Avg	Long	TD
Bettis	375	1665	4.4	34	7
Stewart	88	476	5.4	74t	11
Jones	72	235	3.3	32	1
McAfee	13	41	3.2	9	0
Hawkins	5	17	3.4	11	0
Blackwell	2	14	7.0	11	0
Tomczak	7	13	1.9	17	0
Witman	5	11	2.2	4	0
Lester	2	9	4.5	6	0
Thigpen	1	3	3.0	3	0
Marsh	1	2	2.0	2	0
Miller	1	-7	-7.0	-7	0
Steelers	572	2479	4.3	74t	19
Opponents	403	1318	3.3	47	5

Receiving

	No.	Yds	Avg	Long	TD
Thigpen	79	1398	17.7	69t	7
C. Johnson	46	568	12.3	49	2
Hawkins	45	555	12.3	44t	3
Bruener	18	117	6.5	18t	6
Jones	16	96	6.0	25	1
Bettis	15	110	7.3	19t	2
Blackwell	12	168	14.0	46	1
Lester	10	51	5.1	14	0
Lyons	4	29	7.3	13	0
McAfee	2	44	22.0	30	0
Marsh	2	14	7.0	8	0
Adams	1	39	39.0	39	0
Sadowski	1	12	12.0	12	0
Botkin	1	11	11.0	11	0
Witman	1	3	3.0	3	0
Steelers	253	3215	12.7	69t	22
Opponents	295	3681	12.5	55	24

Interceptions

	No.	Yds	Avg	Long	TD
Woolford	4	91	22.8	34	0
Perry	4	77	19.3	42	0
Lake	3	16	5.3	11	0
Oldham	2	16	8.0	8	0
Kirkland	2	14	7.0	11	0
Scott	2	-4	-2.0	0	0
Henry	1	36	36.0	36	0
Bell	1	10	10.0	7	0
Conley	1	-3	-3.0	3	0
Steelers	20	253	12.7	42	0
Opponents	19	270	14.2	43	0

Punting

	No.	Yds	Avg	Net	TB	In	Lg	B
Miller	64	2729	42.6	35.0	11	17	72	0
Steelers	64	2729	42.6	35.0	11	17	72	0
Opponents	66	2804	42.5	37.9	4	17	59	0

Punt Returns

	Ret	FC	Yds	Avg	Long	TD
Blackwell	23	6	149	6.5	15	0
Coleman	5	2	5	1.0	5	0
Hawkins	4	2	68	17.0	30	0
Steelers	32	10	222	6.9	30	0
Opponents	23	6	271	11.8	38	0

Kickoff Returns

	No.	Yds	Avg	Long	TD
Blackwell	32	791	24.7	97t	1
Coleman	24	487	20.3	28	0
Adams	10	215	21.5	31	0
Vrabel	1	0	0.0	0	0
Witman	1	10	10.0	10	0
Steelers	67	1493	22.3	97t	1
Opponents	74	1556	21.0	97t	1

Field Goals

	1/19	20-29	30-39	40-49	50+
N. Johnson	1/1	6/6	8/8	6/8	1/2
Steelers	1/1	6/6	8/8	6/8	1/2
Opponents	1/1	13/14	11/12	3/6	1/2

N. Johnson: (40B)(46N,48G,25G,44G)(23G)(43G,32G)(19G)(27G)(52G,22G,39G)(34G,25G)(46G,40G)(40G,39G)(51N)(36G,34G,31G)(23G,36G)

Opponents: (53G,24G,28G)(37G,28G)(29N,20G,45G,38N,27G)(43N,37G,47G,28G)(34G)(37G,27G,35G,42N)(33G)(20G)(35G,44G)(25G)(23G,35G,25G)(32G,19G,46N)(35G,53N)(34G,29G,26G)

STEELERS 1996 (Won 10, Lost 6)

Schedule

Date	W-L	Score	Opponent	Attendance
9/1	L	24-9	at Jacksonville	70,210
9/8	W	31-17	Baltimore	57,241
9/16	W	24-6	Buffalo	59,002
9/29	W	30-16	Houston	58,608
10/7	W	17-7	at Kansas City	79,189
10/13	W	20-10	Cincinnati	58,875
10/20	L	23-13	at Houston	50,337
10/27	W	20-17	at Atlanta	58,760
11/3	W	42-6	St. Louis	58,148
11/10	L	34-24	at Cincinnati	57,265
11/17	W	28-3	Jacksonville	58,879
11/25	W	24-17	at Miami	73,489
12/1	L	31-17	at Baltimore	51,822
12/8	W	16-3	San Diego	56,368
12/15	L	25-15	San Francisco	59,823
12/22	L	18-14	at Carolina	72,217

Team Statistics

	Pittsburgh	Opponent
Total First Downs	296	286
Rushing	138	80
Passing	146	174
Penalty	12	32
3rd Down: Made/Att	84/208	77/213
3rd Down Pct.	40.4%	36.2%
4th Down: Made/Att	4/10	4/11
4th Down Pct.	40.0%	36.4%
Possession Avg.	30:08	29:52
Total Net Yards	5140	4362
Avg. Per Game	321.3	272.6
Total Plays	1002	1009
Avg. Per Play	5.1	4.3
Net Yards Rushing	2299	1415
Avg. Per Game	143.7	88.4
Total Rushes	525	411
Net Yards Passing	2841	2947
Avg. Per Game	177.6	184.2
Sacked/Yards Lost	21/149	51/369
Gross Yards	2990	3316
Attempts/Completions	456/246	547/322
Completion Pct.	53.9%	58.9%
Had Intercepted	19	23
Punts/Average	72/40.7	86/43.8
Net Punting Avg.	72/33.7	86/38.1
Penalties/Yards	84/665	97/746
Fumbles/Ball Lost	27/14	28/17
Touchdowns	39	27
Rushing	18	7
Passing	15	17
Returns	6	3

Score by Period

	Q1	Q2	Q3	Q4	OT	Pts
Steelers	84	115	92	53	0	344
Opponents	67	85	42	63	0	257

Passing

	Att	Cmp	Yds	Cmp%	TD	Int	Long	Sack/Lost	Rating
Tomczak	401	222	2767	55.4%	15	17	70t	16/105	71.8
Stewart	30	11	100	36.7%	0	2	15	3/37	18.8
Miller	25	13	123	52.0%	0	0	17	2/7	65.9
Steelers	456	246	2990	53.9%	15	19	70t	21/149	68.0
Opponents	547	322	3316	58.9%	17	23	53	51/369	69.2

Scoring

	TD	Ru	Pa	Rt	PAT	FG	2Pt	Pts
N. Johnson	0	0	0	0	37/37	23/30	0	106
Bettis	11	11	0	0	0/0	0/0	0	66
Stewart	8	5	3	0	0/0	0/0	0	48
Hastings	6	0	6	0	0/0	0/0	0	36
C. Johnson	3	0	3	0	0/0	0/0	1	20
Lake	2	0	0	2	0/0	0/0	0	12
Pegram	2	1	0	1	0/0	0/0	0	12
Thigpen	1	0	0	1	0/0	0/0	0	12
Woodson	2	0	0	2	0/0	0/0	0	12
Lester	1	1	0	0	0/0	0/0	0	6
Mills	1	0	1	0	0/0	0/0	0	6
Perry	1	0	0	1	0/0	0/0	0	6
Bruener	0	0	0	0	0/0	0/0	1	2
Steelers	39	18	15	6	37/37	23/30	2	344
Opponents	27	7	17	3	25/26	21/26	3	257

Sacks: Brown 13.0, Gildon 7.0, Kirkland 4.0, Buckner 3.0, Gibson 2.5, Emmons 2.5, Lake 2.0, Bell 2.0, Ravotti 2.0, Oldham 2.0, Henry 1.5, Perry 1.0, Williams 1.0, Woodson 1.0, Johnson 1.0, Jones 1.0, Holmes 1.0, Lloyd 1.0, Raybon 1.0, Olsavsky 0.5, TM 1.0

Steelers: 51.0, Op-ponents: 21.0

2-PT. Conversions: Steelers 2-2, Opponents 0-1

Rushing

	No.	Yds	Avg	Long	TD
Bettis	320	1431	4.5	50t	11
Pegram	97	509	5.2	27	1
Stewart	39	171	4.4	80t	5
Hastings	4	7t	17.8	37	0
Witman	17	69	4.1	15	0
Mills	2	24	12.0	15	0
Lester	8	20	2.5	5t	1
McAfee	7	17	2.4	5	0
Richardson	5	17	3.4	8	0
Arnold	1	-3	-3.0	-3	0
Miller	2	-4	-2.0	0	0
Tomczak	22	-7	-0.3	6	0
Edge	1	-16	-16.0	-16	0
Steelers	525	2299	4.4	80t	18
Opponents	411	1415	3.4	33t	7

Receiving

	No.	Yds	Avg	Long	TD
Hastings	72	739	10.3	38	6
C. Johnson	60	1008	16.8	70t	3
Bettis	22	122	5.5	16	0
Stewart	17	293	17.2	48	3
Pegram	17	112	6.6	14	0
Thigpen	12	244	20.3	39	2
Bruener	12	141	11.8	36	0
Mills	7	92	13.1	22	1
Lester	7	70	10.0	19	0
Arnold	6	76	12.7	26	0
McAfee	5	21	4.2	9	0
Botkin	4	36	9.0	17	0
Witman	2	15	7.5	11	0
Hayes	2	14	7.0	7	0
Holliday	1	7	7.0	7	0
Steelers	246	2990	12.2	70t	15
Opponents	322	3316	10.3	53	17

Interceptions

	No.	Yds	Avg	Long	TD
Woodson	6	121	20.2	43t	1
Perry	5	115	23.0	28	1
Kirkland	4	12	3.0	6	0
Brown	2	20	10.0	16	0
Figures	2	13	6.5	13	0
Lake	1	47	47.0	47t	1
Olsavsky	1	5	5.0	5	0
Williams	1	1	1.0	1	0
Fuller	1	0	0.0	0	0
Steelers	23	334	14.5	47t	3
Opponents	19	234	12.3	61t	2

Punting

	No.	Yds	Avg	Net	TB	In	Lg	B
Miller	55	2256	41.0	33.6	8	18	61	0
Edge	17	675	39.7	34.1	3	7	48	0
Steelers	72	2931	40.7	33.7	11	25	61	0
Opponents	86	3771	43.8	38.1	12	25	64	0

Punt Returns

	Ret	FC	Yds	Avg	Long	TD
Hastings	37	12	242	6.5	33	0
Arnold	2	0	6	3.0	5	0
Jones	1	0	3	3.0	3	0
Steelers	40	12	250	6.3	33	0
Opponents	32	15	284	8.9	46	0

Kickoff Returns

	No.	Yds	Avg	Long	TD
Arnold	19	425	22.4	30	0
Pegram	17	419	24.6	91t	1
Mills	8	146	18.3	27	0
Johnson	6	111	18.5	31	0
Hastings	1	42	42.0	42	0
Perry	1	8	8.0	8	0
Witman	1	20	20.0	20	0
Steelers	53	1171	22.1	91t	1
Opponents	69	1509	21.9	90t	1

Field Goals

	1/19	20-29	30-39	40-49	50+
N. Johnson	0/0	10/12	8/10	5/7	0/1
Lester	0/0	10/12	8/10	5/7	0/1
Opponents	1/1	7/7	6/7	6/9	1/2

Johnson: (48G,29G,23G)(35G)(30G,37B24B)
 (33G,36G,36G)(21G,32G,28B,43G)(33G,22G) (26G,
 38N,29G)(27G,20G)(46G,42N)(51N) (47G,47N)(22G)(49G,39G,21G)
 Opponents: (52G)(29G)(31G,45G)(47N) (43N)(19G)(22G,32G,48G)(41G)(25G,27G)
 (32G,34G)(40G)(56N,41G,48N)(40G)(25G) (39N,22G)(35G,30G,29G)

STEELERS 1995 (Won 11, Lost 5)

Schedule

Date	W-L	Score	Opponent	Attendance
9/3	W	23-20	Detroit	58,002
9/10	W	34-17	at Houston	44,122
9/18	L	23-10	at Miami	72,874
9/24	L	44-24	Minnesota	57,853
10/1	W	31-16	San Diego	57,012
10/8	L	20-16	at Jacksonville	72,042
10/19	L	27-9	Cincinnati	56,684
10/29	W	24-7	Jacksonville	54,516
11/5	W	37-34/OT	at Chicago	61,838
11/13	W	20-3	Cleveland	58,675
11/19	W	49-31	at Cincinnati	54,636
11/26	W	20-17	at Cleveland	67,269
12/2	W	21-7	Houston	56,013
12/10	W	29-10	at Oakland	53,516
12/16	W	41-27	New England	57,158
12/24	L	24-19	at Green Bay	60,649

Team Statistics

	Pittsburgh	Opponent
Total First Downs	344	272
Rushing	117	67
Passing	193	181
Penalty	34	24
3rd Down: Made/Att	97/230	68/202
3rd Down Pct.	42.2%	33.7%
4th Down: Made/Att	11/20	8/13
4th Down Pct.	55.0%	61.5%
Possession Avg.	32:36	27:24
Total Net Yards	5769	4561
Avg. Per Game	360.6	285.1
Total Plays	1110	943
Avg. Per Play	5.2	4.8
Net Yards Rushing	1852	1321
Avg. Per Game	115.8	82.6
Total Rushes	494	370
Net Yards Passing	3917	3240
Avg. Per Game	244.8	202.5
Sacked/Yards Lost	24/176	42/272
Gross Yards	4093	3512
Attempts/Completions	592/348	531/314
Completion Pct.	58.8%	59.1%
Had Intercepted	21	22
Punts/Average	59/40.1	85/43.3
Net Punting Avg.	59/33.3	85/36.3
Penalties/Yards	109/839	101/931
Fumbles/Ball Lost	24/13	30/12
Touchdowns	44	37
Rushing	17	9
Passing	21	24
Returns	6	4

Score by Period

	Q1	Q2	Q3	Q4	OT	Pts
Steelers	72	137	60	135	3	407
Opponents	33	124	109	61	0	327

Passing

	Att	Cmp	Yds	Cmp%	TD	Int	Long	Sack/Lost	Rating
O'Donnell	416	246	2970	59.1%	17	7	711	15/216	87.7
Tomczak	113	65	666	57.5%	1	9	29	6/42	44.3
Miller	56	32	397	57.1%	2	5	42	2/8	53.9
Stewart	7	5	60	71.4%	1	0	32	0/0	136.9
Steelers	592	348	4093	58.8%	21	21	711	24/176	76.9
Opponents	531	314	3512	59.1%	24	22	661	42/272	76.7

Scoring

	TD	Ru	Pa	Rt	PAT	FG	2Pt	Pts
N. Johnson	0	0	0	0	39/39	348/41	0	141&
Morris	9	9	0	0	0/0	0/0	0	54
Mills	8	0	8	0	0/0	0/0	0	48
Pegram	6	5	1	0	0/0	0/0	0	38
Thigpen	5	0	5	0	0/0	0/0	1	30
Bruener	3	0	3	0	0/0	0/0	0	18
Hastings	2	0	1	1	0/0	0/0	0	12
Stewart	2	1	1	0	0/0	0/0	0	12
Avery	1	0	1	0	0/0	0/0	0	6
Buckner	1	0	0	1	0/0	0/0	0	6
Lake	1	0	0	1	0/0	0/0	0	6
Lester	1	1	0	0	0/0	0/0	0	6
Mays	1	0	0	1	0/0	0/0	0	6
McAfee	1	1	0	0	0/0	0/0	0	6
Oldham	1	0	0	1	0/0	0/0	0	6
J. Williams	1	0	0	1	0/0	0/0	0	6
W. Williams	1	0	0	1	0/0	0/0	0	6
Steelers	44	17	21	6	39/39	34/41	1	407
Opponents	37	9	24	4	34/34	23/25	0	327

2-Pt. Conversions: Steelers 1-5, Opponents 1-3

& Team Record

Sacks: Greene 9.0, Seals 8.5, Lloyd 6.5, Brown 5.5, Buckner 3.0, Gildon 3.0, Henry 2.0, Lake 1.5, Kirkland 1.0, Olsavsky 1.0, Steed 1.0
Steelers: 42.0, Opponents: 24.0

Rushing

	No.	Yds	Avg	Long	TD
Pegram	213	813	3.8	38	5
Morris	148	559	3.8	30	9
McAfee	39	156	4.0	22	1
J. Williams	29	110	3.8	31	0
Stewart	15	86	5.7	22	1
O'Donnell	24	45	1.9	14	0
Mills	5	39	7.8	20	0
Tomczak	11	25	2.3	11	0
Hastings	1	14	14.0	14	0
Lester	5	9	1.8	3	1
Avery	1	3	3.0	3	0
Miller	1	2	2.0	2	0
Thigpen	1	1	1.0	1	0
C. Johnson	1	-10	-10.0	-10	0
Steelers	494	1852	3.7	38	17
Opponents	370	1321	3.6	58	9

Receiving

	No.	Yds	Avg	Long	TD
Thigpen	85	1307	15.4	43	5
Hastings	48	502	10.5	36	1
Mills	39	679	17.4	62	8
C. Johnson	38	432	11.4	33	0
Bruener	26	238	9.2	29	3
Pegram	26	206	7.9	22	1
J. Williams	24	127	5.3	20	1
McAfee	15	88	5.9	18	0
Stewart	14	235	16.8	71	1
Hayes	11	113	10.3	32	0
Avery	11	82	7.5	18	1
Morris	8	36	4.5	13	0
Barnes	3	48	16.0	25	0
Steelers	348	4093	11.8	71	21
Opponents	314	3512	11.2	76	24

Interceptions

	No.	Yds	Avg	Long	TD
W. Williams	7	122	17.4	63	1
Perry	4	71	17.8	26	0
Lloyd	3	85	28.3	52	0
Mays	2	35	17.5	32	1
Bell	2	4	2.0	4	0
Lake	1	32	32.0	32	1
Oldham	1	12	12.0	12	0
Greene	1	0	0.0	0	0
Seals	1	0	0.0	0	0
Steelers	22	361	16.4	63	3
Opponents	21	185	8.8	60	3

Punting

	No.	Yds	Avg	Net	TB	In	Lg	B
Stark	59	2368	40.1	33.3	11	20	64	0
Steelers	59	2368	40.1	33.3	11	20	64	0
Opponents	85	3682	43.3	36.3	6	19	66	0

Punt Returns

	Ret	FC	Yds	Avg	Long	TD
Hastings	48	8	474	9.9	72	1
Steelers	48	8	474	9.9	72	1
Opponents	22	9	186	8.5	16	0

Kickoff Returns

	No.	Yds	Avg	Long	TD
Mills	54	1306	24.2	57	0
McAfee	5	56	11.2	25	0
Pegram	4	85	21.3	28	0
Bruener	2	19	9.5	10	0
Johnson	2	47	23.5	40	0
Gibson	1	10	10.0	10	0
T. Greene	1	7	7.0	7	0
Steelers	69	1530	22.2	57	0
Opponents	88	1544	17.5	62	0

Field Goals

	1/19	20-29	30-39	40-49	50+
N. Johnson	1/1	10/10	14/16	8/13	1/1
Steelers	1/1	10/10	14/16	8/13	1/1
Opponents	0/0	8/8	7/7	7/8	1/2

N. Johnson: (39G,45N,47G,31G)(42G,40G)(40G)(45N,47N,32G,35G)(25G)(41G,19G,22G)(39N,36N,25G,28G,38G)(36G)(40G,46G,24G)(48N,38N,34G)(50G,26G)(33G,27G)(41G,35G,32G,20G,22G)(43N,32G,32G)(33G,25G)

Opponents: (43G,36G)(43G)(37G,39G,52N,21G)(33G,43G,40G)(28G)(53G,32G)(31G,23G)(40G,27G,44N)(29G)(27G)(44G)(39G)(23G,22G)(47G)

STEELERS 1994 (Won 12, Lost 4)

Schedule

Date	W-L	Score	Opponent	Attendance
9/4	L	26-9	Dallas	55,049
9/11	W	17-10	at Cleveland	73,018
9/18	W	31-21	Indianapolis	51,769
9/25	L	30-13	at Seattle	64,351
10/3	W	30-14	Houston	78,441
10/16	W	14-10	Cincinnati	54,328
10/23	W	10-6	at N.Y. Giants	57,659
10/30	L	20-17/OT	at Arizona	69,405
11/6	W	12-9/OT	at Houston	68,498
11/14	W	23-10	Buffalo	56,702
11/20	W	16-13/OT	Miami	50,925
11/27	W	21-3	at L.A. Raiders	63,925
12/4	W	38-15	at Cincinnati	55,811
12/11	W	14-3	Philadelphia	78,164
12/18	W	17-7	Cleveland	58,183
12/24	L	37-34	at San Diego	50,809

Team Statistics

	Pittsburgh	Opponent
Total First Downs	307	262
Rushing	138	76
Passing	148	156
Penalty	21	30
3rd Down: Made/Att	89/228	72/225
3rd Down Pct.	39.0%	32.0%
4th Down: Made/Att	4/10	11/19
4th Down Pct.	40.0%	57.9%
Possession Avg.	31:58	28:02
Total Net Yards	5144	4326
Avg. Per Game	321.5	270.4
Total Plays	1048	1008
Avg. Per Play	4.9	4.3
Net Yards Rushing	2180	1452
Avg. Per Game	136.2	90.8
Total Rushes	546	421
Net Yards Passing	2946	2874
Avg. Per Game	185.3	179.6
Sacked/Yards Lost	39/283	55/382
Gross Yards	3247	3256
Attempts/Completions	463/266	632/280
Completion Pct.	57.5%	52.6%
Had Intercepted	9	17
Punts/Average	97/39.7	97/42.2
Net Punting Avg.	97/35.7	97/37.0
Penalties/Yards	119/974	91/763
Fumbles/Ball Lost	18/8	31/14
Touchdowns	35	23
Rushing	15	7
Passing	17	12
Returns	3	4

Score by Period

	Q1	Q2	Q3	Q4	OT	Pts
Steelers	64	106	20	120	6	316
Opponents	50	86	31	64	3	234

Passing

	Att	Cmp	Yds	Cmp%	TD	Int	Long	Sack/Lost	Rating
O'Donnell	370	212	2443	57.3%	13	9	60t	35/250	78.9
Tomczak	93	54	804	58.1%	4	0	84t	4/33	100.8
Steelers	463	266	3247	57.5%	17	9	84t	39/283	83.3
Opponents	532	280	3256	52.6%	12	17	76t	55/382	65.6

Scoring

	TD	Ru	Pa	Rt	PAT	FG	2Pt	Pts
Anderson	0	0	0	0	32/32	24/29	2	104
Morris	7	7	0	0	0/0	0/0	0	42
Foster	5	5	0	0	0/0	0/0	0	30
Green	4	0	4	0	0/0	0/0	0	24
Thigpen	3	0	3	0	0/0	0/0	0	24
Johnson	3	0	3	0	0/0	0/0	0	18
J. Williams	3	1	2	0	0/0	0/0	0	18
Hastings	2	0	2	0	0/0	0/0	0	12
McAfee (LG)	2	2	0	0	0/0	0/0	0	12
Woodson	2	0	2	0	0/0	0/0	0	12
Hayes	1	0	1	0	0/0	0/0	0	6
Mills	1	0	1	0	0/0	0/0	0	6
O'Donnell	1	1	0	0	0/0	0/0	0	6
C. Williams	1	0	0	0	0/0	0/0	0	6
Stone	0	0	0	0	0/0	0/0	1	2
Steelers	35	15	17	3	32/32	24/29	1	316
Opponents	23	7	12	4	22/22	24/29	0	234

Sacks: Greene 14.0, Lloyd 10.0, Brown 8.5, Seals 7.0, Kirkland 3.0, Woodson 3.0, Buckner 2.0, Gildon 2.0, Steed 2.0, Williams 1.5, Figures 1.0, Lake 1.0
Steelers: 55.0, Opponents: 39.0

2-Pt. Conversions: Steelers 1-3, Opponents 1-1

Rushing

	No.	Yds	Avg	Long	TD
Foster	216	851	3.9	29t	5
Morris	198	836	4.2	20	7
J. Williams	68	317	4.7	23	1
O'Donnell	31	80	2.6	18	1
McAfee (LG)	18	51	2.8	13	2
McAfee (TM)	16	56	3.5	13	1
Tomczak	4	22	5.5	13	0
Mills	3	18	6.0	17	0
Stone	2	7	3.5	4	0
Avery	2	4	2.0	5	0
Anderson	1	3	3.0	3	0
Johnson	4	-1	-0.2	7	0
Royals	1	-13	-13.0	0	0
Steelers	546	2180	4.0	29t	15
Opponents	421	1452	3.4	46	7

Receiving

	No.	Yds	Avg	Long	TD
J. Williams	51	378	7.4	23	2
Green	46	618	13.4	46	4
Johnson	38	577	15.2	84t	3
Thigpen	36	546	15.2	60t	4
Morris	22	204	9.3	49	0
Hastings	20	381	14.1	46	2
Foster	20	124	6.2	27	0
Mills	19	384	20.2	43	1
Stone	7	81	11.6	25	0
Hayes	5	50	10.0	17	1
McAfee (LG)	1	4	4.0	4	0
Avery	1	2	2.0	2	0
Keith	1	2	2.0	2	0
Steelers	266	3247	12.2	84t	17
Opponents	280	3249	11.6	76t	12

Interceptions

	No.	Yds	Avg	Long	TD
Perry	7	112	16.0	42	0
Woodson	4	109	27.3	37t	2
Kirkland	2	0	0.0	0	0
Brown	1	9	9.0	9	0
Lloyd	1	8	8.0	8	0
Lake	1	2	2.0	2	0
G. Jones	1	0	0.0	0	0
Steelers	17	240	14.1	42	2
Opponents	9	106	11.8	35t	1

Punting

	No.	Yds	Avg	Net	TB	In	Lg	B
Royals	97	3849	39.7	35.7	6	35	64	0
Steelers	97	3849	39.7	35.7	6	35	64	0
Opponents	97	4096	42.2	37.0	4	31	59	0

Punt Returns

	Ret	FC	Yds	Avg	Long	TD
Woodson	39	9	319	8.2	42	0
Johnson	15	7	90	6.0	15	0
Hastings	2	0	15	7.5	12	0
Steelers	56	16	424	7.6	42	0
Opponents	39	23	263	6.7	19	0

Kickoff Returns

	No.	Yds	Avg	Long	TD
Johnson	16	345	21.6	71	0
Woodson	15	365	24.3	54	0
Stone	11	182	16.5	31	0
McAfee (LG)	7	113	16.1	29	0
Thigpen	5	121	24.2	31	0
Morris	4	114	28.5	45	0
Mills	2	6	3.0	6	0
Zgonina	2	8	4.0	8	0
Steelers	55	1141	20.7	71	0
Opponents	68	1530	22.5	95t	2

Field Goals

	1/19	20-29	30-39	40-49	50+
Anderson	1/1	7/8	8/9	7/9	1/2
Steelers	1/1	7/8	8/9	7/9	1/2
Opponents	1/1	4/5	10/13	7/8	2/2

Anderson: (41G)(46N,25G)(46G)(31G,38G)(42G,25G,22G)(29G)(23G)(50G,39G,37G,40G)(39G,39G,30G)(19G,48G,39G)(49N,54N,27N)(41G)(49G,32N)(28G,28G)
Opponents: (40G,31G,21G,32G)(23G,32N)((31G,40G,31G)(48N)(47G)(19G,49G)(20G,26N,51G)(32G,49G,38G)(52G,32B)(34G,36N,48G)(32G)(21G)(37G,40G,32G)

STEELERS 1993 (Won 9, Lost 7)

Schedule

Date	W-L	Score	Opponent	Attendance
9/5	L	24-13	San Francisco	57,502
9/12	L	27-0	at L.A. Rams	50,588
9/19	W	34-7	Cincinnati	53,682
9/27	W	45-17	at Atlanta	65,477
10/10	W	16-3	San Diego	55,264
10/17	W	37-14	New Orleans	56,056
10/24	L	28-23	at Cleveland	78,118
11/7	W	24-16	at Cincinnati	51,202
11/15	W	23-0	Buffalo	60,265
11/21	L	37-13	at Denver	74,840
11/28	L	23-3	at Houston	61,238
12/5	W	17-14	New England	51,358
12/13	W	21-20	at Miami	70,232
12/19	L	26-17	Houston	57,592
12/26	L	16-6	at Seattle	51,814
1/2	W	16-9	Cleveland	49,208

Team Statistics

	Pittsburgh	Opponent
Total First Downs	307	267
Rushing	116	74
Passing	180	163
Penalty	11	30
3rd Down: Made/Att	92/235	68/201
3rd Down Pct.	39.1%	33.8%
Total Net Yards	5235	4531
Avg. Per Game	327.2	283.2
Total Plays	1079	962
Avg. Per Play	4.9	4.7
Net Yards Rushing	2003	1368
Avg. Per Game	125.2	85.5
Total Rushes	491	399
Net Yards Passing	3232	3163
Avg. Per Game	202.2	197.7
Sacked/Yards Lost	48/374	42/277
Gross Yards	3606	3440
Attempts/Completions	540/299	521/277
Completion Pct.	55.4%	53.2%
Had Intercepted	12	24
Punts/Average	89/42.5	82/43.9
Net Punting Avg.	89/34.2	82/38.1
Penalties/Yards	100/861	77/652
Fumbles/Ball Lost	28/15	37/14
Touchdowns	32	30
Rushing	13	6
Passing	16	16
Returns	3	8

Score by Period

	Q1	Q2	Q3	Q4	OT	Pts
Steelers	38	110	79	81	0	308
Opponents	75	102	40	64	0	281

Passing

	Att	Cmp	Yds	Cmp%	TD	Int	Long	Sack/Lost	Rating
O'Donnell	486	270	3208	55.6%	14	7	711	41/331	79.5
Tomczak	54	29	398	53.7%	2	5	39t	7/43	51.3
Steelers	540	299	3606	55.4%	12	12	711	48/374	76.7
Opponents	521	277	3440	53.2%	24	24	66t	42/277	64.9

Scoring

	TD	Ru	Pa	Rt	PAT	FG	2Pt	Pts
Anderson	0	0	0	0	32/32	28/30	0	116
Foster	9	8	1	0	0/0	0/0	0	54
Green	5	0	5	0	0/0	0/0	0	30
Hoge	5	1	4	0	0/0	0/0	0	30
Stone	3	1	2	0	0/0	0/0	0	18
Thigpen	3	0	3	0	0/0	0/0	0	18
Thompson	3	3	0	0	0/0	0/0	0	18
Davidson	1	0	0	1	0/0	0/0	0	6
Kirkland	1	0	0	1	0/0	0/0	0	6
Mills	1	0	1	0	0/0	0/0	0	6
Woodson	1	0	0	1	0/0	0/0	0	6
Steelers	32	13	16	3	32/32	28/30	0	308
Opponents	30	6	16	8	29/30	24/29	0	281

Sacks: Greene 12.5, Evans 6.5, Lloyd 6.0, Lake 5.0, Brown 3.0, Davidson 2.5, Woodson 2.0, Steed 1.5, Kirkland 1.0, G. Williams 1.0, Henry 1.0

Steelers: 42.0, Opponents: 48.0

2-PT. Conversions: Steelers 0-0, Opponents 0-0

Rushing

	No.	Yds	Avg	Long	TD
Thompson	205	763	3.7	36	3
Foster	177	711	4.0	38	8
Hoge	51	249	4.9	30	1
Stone	12	121	10.1	38t	1
O'Donnell	26	111	4.3	27	0
Worley	10	33	3.3	8	0
Mills	3	12	4.0	19	0
Cuthbert	1	7	7.0	7	0
Woodson	1	0	0.0	0	0
Tomczak	5	-4	-0.8	2	0
Steelers	491	2003	4.1	38t	13
Opponents	399	1368	3.4	37t	6

Receiving

	No.	Yds	Avg	Long	TD
Green	63	942	15.0	71t	5
Stone	41	587	14.3	44	2
Graham	38	579	15.2	51	0
Thompson	38	259	6.8	28	0
Hoge	33	247	7.5	18	4
Mills	29	386	13.3	30	1
Foster	27	217	8.0	21	1
Thigpen	9	154	17.1	29t	3
Cooper	9	112	12.4	38	0
Davenport	4	51	12.8	19	0
Hastings	3	44	14.7	18	0
Worley	3	13	4.3	9	0
Jordan	1	12	12.0	12	0
Cuthbert	1	3	3.0	3	0
Steelers	299	3606	12.1	71t	16
Opponents	277	3440	12.4	66t	16

Interceptions

	No.	Yds	Avg	Long	TD
Woodson	8	138	17.3	63t	1
Perry	4	61	15.3	30	0
Lake	4	31	7.8	26	0
Johnson	3	51	17.0	26	0
Figures	1	78	78.0	78	0
Henry	1	10	10.0	10	0
Davidson	1	6	6.0	6	0
Steelers	24	386	16.1	78	1
Opponents	12	216	18.0	97t	2

Punting

	No.	Yds	Avg	Net	TB	In	Lg	B
Royals	89	3781	42.5	34.2	3	28	61	0
Steelers	89	3781	42.5	34.2	3	28	61	0
Opponents	82	3600	43.9	38.1	6	23	58	0

Punt Returns

	Ret	FC	Yds	Avg	Long	TD
Woodson	41	11	338	8.2	39	0
Figures	5	2	15	3.0	6	0
Steelers	46	13	353	7.7	39	0
Opponents	50	16	678	13.6	91t	3

Kickoff Returns

	No.	Yds	Avg	Long	TD
Woodson	15	294	19.6	44	0
Hastings	12	177	14.8	22	0
Stone	11	168	15.3	30	0
Thompson	4	77	19.3	27	0
Worley	4	85	21.3	26	0
Hoge	3	33	11.0	15	0
Cooper	1	2	2.0	2	0
Thigpen	1	23	23.0	23	0
Williams	1	19	19.0	19	0
Steelers	52	878	16.9	44	0
Opponents	54	1,165	21.6	97t	1

Field Goals

	1/19	20-29	30-39	40-49	50+
Anderson	1/1	8/9	14/14	5/6	0/0
Steelers	1/1	8/9	14/14	5/6	0/0
Opponents	0/0	7/7	9/10	6/9	2/3

STEELERS 1992 (Won 11, Lost 5)

Schedule

Date	W-L	Score	Opponent	Attendance
9/6	W	29-24	at Houston	63,713
9/13	W	27-10	N.Y. Jets	56,050
9/20	W	23-6	at San Diego	46,127
9/27	L	17-3	at Green Bay	58,724
10/11	L	17-9	at Cleveland	78,080
10/19	W	20-0	Cincinnati	55,411
10/25	W	27-3	at Kansas City	76,175
11/1	W	21-20	Houston	58,074
11/8	L	28-20	at Buffalo	80,924
11/15	W	17-14	Detroit	52,242
11/22	W	30-14	Indianapolis	51,101
11/29	W	21-9	at Cincinnati	54,253
12/6	W	20-14	Seattle	47,015
12/13	L	30-6	at Chicago	52,904
12/20	L	6-3	Minnesota	53,613
12/27	W	23-23	Cleveland	53,776

Team Statistics

	Pittsburgh	Opponent
Total First Downs	284	266
Rushing	119	99
Passing	143	146
Penalty	22	21
3rd Down: Made/Att	73/211	65/195
3rd Down Pct.	34.6%	33.3%
Total Net Yards	4906	4658
Avg. Per Game	306.6	291.1
Total Plays	989	949
Avg. Per Play	5.0	4.9
Net Yards Rushing	2156	1841
Avg. Per Game	134.8	115.1
Total Rushes	518	425
Net Yards Passing	2750	2817
Avg. Per Game	171.9	176.1
Sacked/Yards Lost	36/248	40/296
Gross Yards	3046	3065
Attempts/Completions	431/249	478/252
Completion Pct.	57.8%	52.7%
Had Intercepted	14	22
Punts/Average	74/42.1	84/42.0
Net Punting Avg.	74/35.6	84/34.4
Penalties/Yards	106/941	104/814
Fumbles/Ball Lost	28/18	34/21
Touchdowns	31	24
Rushing	13	6
Passing	15	15
Returns	3	3

Score by Period

	Q1	Q2	Q3	Q4	OT	Pts
Steelers	58	90	51	100	0	299
Opponents	33	86	56	50	0	225

Passing

	Att	Cmp	Yds	Cmp%	TD	Int	Long	Sack/Lost	Rating
O'Donnell	313	185	2283	59.1%	13	9	51	27/208	83.6
Brister	116	63	719	54.3%	2	5	42	13/88	61.0
Foster	1	0	0	0.0%	0	0	0	0/0	39.6
Royals	1	1	44	100.0%	0	0	44	0/0	118.8
Steelers	431	249	3046	57.8%	15	14	51	40/296	77.7
Opponents	478	252	3065	52.7%	15	22	81	36/248	64.0

Scoring

	TD	Ru	Pa	Rt	PAT	FG	2Pt	Pts
Anderson	0	0	0	0	29/31	28/36	0	113
Foster	11	11	0	0	0/0	0/0	0	66
Cooper	3	0	3	0	0/0	0/0	0	18
Mills	3	0	3	0	0/0	0/0	0	18
Stone	3	0	3	0	0/0	0/0	0	18
Green	2	0	2	0	0/0	0/0	0	12
Jordan	2	0	2	0	0/0	0/0	0	12
Davenport	1	0	1	0	0/0	0/0	0	6
Graham	1	0	1	0	0/0	0/0	0	6
Griffin	1	0	1	0	0/0	0/0	0	6
Hoge	1	0	1	0	0/0	0/0	0	6
O'Donnell	1	1	0	0	0/0	0/0	0	6
Thompson	1	1	0	0	0/0	0/0	0	6
Woodson	0	0	0	1	0/0	0/0	0	6
Steelers	31	13	15	3	29/31	28/36	0	299
Opponents	24	6	15	3	24/24	19/28	0	225

Sacks: Lloyd 6.5, Woodson 6.0, Williams 4.5, Evans 3.0, Little 3.0, Williams 3.0, Nickerson 2.0, Lake 2.0, Jones 2.0, Davidson 2.0, Howe 2.0

Steelers: 40.0, Opponents: 36.0

2-PT. Conversions: Steelers 0-0, Opponents 0-0

Rushing

	No.	Yds	Avg	Long	TD
Foster	390a	1690b	4.3	69	11
Thompson	35	157	4.5	25	1
Hoge	41	150	3.7	15	0
Stone	12	118	9.8	30	0
Mills	1	20	20.0	20	0
Brister	10	16	1.6	8	0
O'Donnell	27	5	0.2	9	0
Williams	2	0	0.0	2	0
Steelers	518	2156	4.2	69	13
Opponents	435	1841	4.2	44	6

& Team Record

Receiving

	No.	Yds	Avg	Long	TD
Graham	49	711	14.5	51	1
Foster	36	344	9.6	42	0
Stone	34	501	14.7	49	3
Mills	30	383	12.8	22	3
Hoge	28	231	8.3	20	1
Thompson	22	278	12.6	29	0
Cooper	16	197	12.3	27	3
Green	14	152	10.9	24	2
Davenport	9	136	15.1	31	0
Jordan	6	28	4.7	8	2
Didio	3	39	13.0	18	0
Williams	1	44	44.0	44	0
Thigpen	1	2	2.0	2	0
Steelers	249	3046	12.2	51	15
Opponents	252	3065	12.0	81	15

Interceptions

	No.	Yds	Avg	Long	TD
Perry	6	69	11.5	34	0
Johnson	5	67	13.4	35	0
Woodson	4	90	22.5	57	0
Griffin	3	98	32.7	65t	1
Little	2	6	3.0	6	0
Lloyd	1	35	35.0	35	0
Williams	1	4	4.0	4	0
Shelton	0	15	-	15	0
Steelers	22	384	17.5	65t	1
Opponents	14	235	16.8	77t	1

Punting

	No.	Yds	Avg	Net	TB	In	Lg	B
Royals	73	3119	42.7	35.6	9	22	58	1
Steelers	73	3119	42.7	35.6	9	22	58	1
Opponents	74	3107	42.0	34.4	10	12	84	1

Punt Returns

	Ret	FC	Yds	Avg	Long	TD
Woodson	32	13	364	11.4	80t	1
Steelers	32	13	364	11.4	80t	1
Opponents	39	7	308	7.9	36	0

Kickoff Returns

	No.	Yds	Avg	Long	TD
Woodson	25	469	18.8	32	0
Stone	12	219	18.3	28	0
Thompson	2	51	25.5	33	0
Thigpen	2	44	22.0	29	0
Hoge	2	28	14.0	17	0
Bentley	1	17	17.0	17	0
Mills	1	11	11.0	11	0
Cooper	1	8	8.0	8	0
Campbell	1	0	0.0	0	0
Williams	1	0	0.0	0	0
Steelers	48	847	17.6	33	0
Opponents	52	1,052	20.2	48	0

Field Goals

	1/19	20-29	30-39	40-49	50+
Anderson	0/0	12/13	12/15	4/6	0/2
Steelers	0/0	12/13	12/15	4/6	0/2
Opponents	1/1	5/7	8/11	3/7	2/2

STEELERS 1991 (Won 7, Lost 9)

Schedule

Date	W-L	Score	Opponent	Attendance
9/1	W	26-20	San Diego	55,848
9/8	L	52-34	at Buffalo	79,545
9/15	W	20-6	New England	53,703
9/22	L	23-14	at Philadelphia	65,511
10/6	W	21-3	at Indianapolis	55,383
10/14	L	23-20	N.Y. Giants	57,608
10/20	L	27-7	Seattle	54,678
10/27	L	17-14	at Cleveland	78,285
11/3	L	20-13	at Denver	70,973
11/10	W	33-27/OT	at Cincinnati	55,503
11/17	L	41-14	Washington	56,813
11/24	W	26-24	Houston	45,795
11/28	L	20-10	at Dallas	62,253
12/8	L	31-6	at Houston	59,225
12/15	W	17-10	Cincinnati	35,420
12/22	W	17-10	Cleveland	47,070

Team Statistics

	Pittsburgh	Opponent
Total First Downs	254	320
Rushing	82	98
Passing	158	194
Penalty	14	28
3rd Down: Made/Att	62/197	94/218
3rd Down Pct.	31.5%	43.1%
Total Net Yards	4581	5168
Avg. Per Game	286.3	323.0
Total Plays	915	1039
Avg. Per Play	5.0	5.0
Net Yards Rushing	1627	1582
Avg. Per Game	101.7	98.9
Total Rushes	394	466
Net Yards Passing	2954	3586
Avg. Per Game	186.4	224.1
Sacked/Yards Lost	45/359	38/257
Gross Yards	3313	3843
Attempts/Completions	476/259	535/334
Completion Pct.	54.4%	62.4%
Had Intercepted	19	16
Punts/Average	75/39.9	65/41.6
Net Punting Avg.	75/36.3	84/35.3
Penalties/Yards	116/933	84/685
Fumbles/Ball Lost	37/14	37/11
Touchdowns	32	38
Rushing	8	14
Passing	20	21
Returns	4	3

Score by Period

	Q1	Q2	Q3	Q4	OT	Pts
Steelers	42	53	67	124	6	292
Opponents	61	116	64	113	0	344

Passing

	Att	Cmp	Yds	Cmp%	TD	Int	Long	Sack/Lost	Rating
O'Donnell	286	156	1963	54.5%	11	7	89t	30/214	78.8
Brister	190	103	1350	54.2%	9	9	65t	15/145	72.9
Steelers	476	259	3313	54.4%	20	16	89t	45/359	76.4
Opponents	535	334	3843	62.4%	21	19	66t	38/257	82.3

Scoring

	TD	Ru	Pa	Rt	PAT	FG	2Pt	Pts
Anderson	0	0	0	0	31/31	23/33	0	100
Green	6	0	6	0	0/0	0/0	0	36
Stone	5	0	5	0	0/0	0/0	0	24
W. Williams	4	4	0	0	0/0	0/0	0	18
Hoge	3	2	1	0	0/0	0/0	0	12
Cooper	2	0	2	0	0/0	0/0	0	12
Foster	2	1	1	0	0/0	0/0	0	12
Lipps	2	0	2	0	0/0	0/0	0	12
Mills	2	0	1	1	0/0	0/0	0	6
Calloway	1	0	1	0	0/0	0/0	0	6
Cash	1	0	1	0	0/0	0/0	0	6
Hinkle	1	0	0	1	0/0	0/0	0	6
O'Donnell	1	1	0	0	0/0	0/0	0	6
Shelton	1	0	0	1	0/0	0/0	0	6
J. Williams	1	0	0	1	0/0	0/0	0	6
Steelers	32	8	20	4	31/31	23/33	0	292
Opponents	38	14	21	3	38/38	26/41	0	344

Sacks: J. Williams 9.0, Lloyd 8.0, Willis 7.0, Hinkle 2.0, G. Williams 2.0, Evans 2.0, Jones 2.0, Veasey 2.0, Nickerson 1.0, Lake 1.0, Johnson 1.0, Woodson 1.0

Steelers: 38.0, Opponents: 45.0

2-PT. Conversions: Steelers 0-0, Opponents 0-0

Rushing

	No.	Yds	Avg	Long	TD
Hoge	165	610	3.7	24	2
Foster	96	488	5.1	56t	1
Williams	57	262	4.6	21	4
Worley	22	117	5.3	16	0
O'Donnell	18	82	4.6	22	1
Thompson	20	60	3.0	14	0
Brister	11	17	1.5	8	0
Stone	1	2	2.0	2	0
Stryzinski	4	-11	-2.8	0	0
Steelers	394	1627	4.1	56t	8
Opponents	466	1582	3.4	14	14

Receiving

	No.	Yds	Avg	Long	TD
Lipps	55	671	12.2	35	2
Hoge	49	379	7.7	25	1
Green	41	582	14.2	49	6
Stone	32	649	20.3	89t	5
Calloway	15	254	16.9	33t	1
W. Williams	15	139	9.3	29	0
Thompson	14	118	8.4	32	0
Cooper	11	147	13.4	47t	2
Foster	9	117	13.0	31	1
Cash	7	90	12.9	20	1
Mularkey	6	67	11.2	21	0
Mills	3	79	26.3	35t	1
Graham	2	21	10.5	15	0
Steelers	259	3313	12.8	89t	20
Opponents	334	3843	11.5	66t	21

Interceptions

	No.	Yds	Avg	Long	TD
Everett	4	53	13.3	27	0
Woodson	3	72	24.0	41	0
Shelton	3	57	19.0	57t	1
Hinkle	2	68	34.0	57t	1
Vincent	2	52	26.0	27	0
Griffin	1	22	22.0	22	0
Little	1	5	5.0	5	0
Jones	1	0	0.0	0	0
Johnson	1	0	0.0	0	0
Lloyd	1	0	0.0	0	0
Steelers	19	329	17.3	57t	2
Opponents	16	182	11.4	40	2

Punting

	No.	Yds	Avg	Net	TB	In	Lg	B
Stryzinski	74	2996	40.5	36.3	3	10	63	1
Steelers	74	2996	40.5	36.3	3	10	63	1
Opponents	65	2705	41.6	35.3	2	17	59	0

Punt Returns

	Ret	FC	Yds	Avg	Long	TD
Woodson	28	12	320	11.4	40	0
Graham	8	2	46	5.8	13	0
Cash	1	0	6	6.0	6	0
Mills	1	0	0	0.0	0t	1
Vincent	1	0	1	1.0	1	0
Steelers	39	14	373	9.6	40	1
Opponents	29	27	210	7.2	24	0

Kickoff Returns

	No.	Yds	Avg	Long	TD
Woodson	44	880	20.0	47	0
Mills	11	284	25.8	54	0
Stone	6	75	12.5	25	0
Graham	3	48	16.0	23	0
McGovern	1	0	0.0	0	0
Thompson	1	8	8.0	8	0
Williams	1	19	19.0	19	0
Steelers	67	1314	19.6	54	0
Opponents	43	825	19.2	63	0

Field Goals

	1/19	20-29	30-39	40-49	50+
Anderson	0/0	8/10	9/11	5/6	1/6
Steelers	0/0	8/10	9/11	5/6	1/6
Opponents	3/3	8/9	7/12	7/13	1/4

STEELERS 1990 (Won 9, Lost 7)

Schedule

Date	W-L	Score	Opponent	Attendance
9/9	L	13-3	at Cleveland	78,298
9/16	W	20-9	Houston	54,814
9/23	L	20-3	at L.A. Raiders	50,657
9/20	L	28-6	Miami	54,691
10/7	W	36-14	San Diego	53,486
10/14	W	34-17	at Denver	74,285
10/21	L	27-7	at San Francisco	64,301
10/29	W	41-10	L.A. Rams	56,466
11/4	W	21-9	Atlanta	57,093
11/18	L	27-3	at Cincinnati	60,064
11/25	W	24-7	at N.Y. Jets	57,806
12/2	L	16-12	Cincinnati	58,200
12/9	W	24-3	New England	48,354
12/16	W	9-6	at New Orleans	68,582
12/23	W	35-0	Cleveland	51,665
12/30	L	34-14	at Houston	56,906

Team Statistics

	Pittsburgh	Opponent
Total First Downs	263	257
Rushing	93	102
Passing	150	130
Penalty	20	25
3rd Down: Made/Att	74/187	81/205
3rd Down Pct.	39.6%	39.5%
Total Net Yards	4525	4115
Avg. Per Game	282.8	257.2
Total Plays	897	940
Avg. Per Play	5.0	4.4
Net Yards Rushing	1880	1615
Avg. Per Game	117.5	100.9
Total Rushes	456	446
Net Yards Passing	2645	2500
Avg. Per Game	165.3	156.3
Sacked/Yards Lost	33/242	34/228
Gross Yards	2887	2728
Attempts/Completions	408/237	460/236
Completion Pct.	58.1%	51.3%
Had Intercepted	20	9
Punts/Average	66/37.2	64/40.9
Net Punting Avg.	66/34.1	64/33.7
Penalties/Yards	110/928	89/719
Fumbles/Ball Lost	40/17	33/18
Touchdowns	33	26
Rushing	11	13
Passing	20	9
Returns	2	4

Score by Period

	Q1	Q2	Q3	Q4	OT	Pts
Steelers	64	71	54	103	0	292
Opponents	58	86	56	40	0	240

Passing

	Att	Cmp	Yds	Cmp%	TD	Int	Long	Sack/Lost	Rating
Brister	387	223	2725	57.6%	20	14	90	28/213	81.6
Strom	21	14	162	66.7%	0	1	22	5/29	69.9
Steelers	408	237	2887	58.1%	20	15	90	33/242	81.0
Opponents	460	236	2728	51.3%	0	24	66t	34/228	54.3

Scoring

	TD	Ru	Pa	Rt	PAT	FG	2Pt	Pts
Anderson	0	0	0	0	32/32	20/25	0	92
Hoge	10	7	3	0	0/0	0/0	0	60
Green	7	0	7	0	0/0	0/0	0	42
W. Williams	4	3	1	0	0/0	0/0	0	24
Lipps	3	0	3	0	0/0	0/0	0	18
Mularkey	3	0	3	0	0/0	0/0	0	18
Bell	1	0	1	0	0/0	0/0	0	6
Calloway	1	0	1	0	0/0	0/0	0	6
Foster	1	1	0	0	0/0	0/0	0	6
Johnson	1	0	0	1	0/0	0/0	0	6
Stone	1	0	1	0	0/0	0/0	0	6
Woodson	1	0	0	1	0/0	0/0	0	6
Steelers	33	11	20	2	32/32	20/25	0	292
Opponents	23	13	9	1	26/26	18/28	0	222

Sacks: G. Williams 6.0, Willis 5.0, Lloyd 4.5, Davidson 3.5, Evans 3.0, Freeman 2.0, Jenkins 2.0, Hinkle 2.0, Nickerson 2.0, Jones 2.0, J. Williams 1.0, Lake 1.0
Steelers: 34.0, Opponents: 33.0

2-Pt. Conversions: Steelers 0-0, Opponents 0-0

Rushing

	No.	Yds	Avg	Long	TD
Hoge	203	772	3.8	41t	7
Worley	109	418	3.8	38	0
Williams	68	389	5.7	70t	3
Foster	36	203	5.6	38	1
Brister	25	64	2.6	11	0
Bell	5	18	3.6	12	0
Strzynski	3	17	5.7	9	0
Strom	4	10	2.5	10	0
Lipps	1	-5	-5.0	-5	0
Stone	2	-6	-3.0	10	0
Steelers	456	1880	4.1	70t	11
Opponents	446	1615	3.6	31	13

Receiving

	No.	Yds	Avg	Long	TD
Lipps	50	682	13.6	37	3
Hoge	40	342	8.6	27	3
Green	34	387	11.4	46	7
Mularkey	32	265	11.4	28	3
Hill	25	391	15.6	66	0
Stone	19	332	17.5	90	1
Bell	12	137	11.4	43	1
Calloway	10	124	12.4	20t	1
Worley	8	70	8.8	27	0
W. Williams	5	42	8.4	13	1
O'Shea	1	13	13.0	13	0
Foster	1	2	2.0	2	0
Steelers	237	2887	12.2	90	20
Opponents	236	2728	11.6	66t	9

Interceptions

	No.	Yds	Avg	Long	TD
Woodson	5	67	13.4	34	0
Griffin	4	75	18.8	36	0
Woodruff	3	110	36.7	59	0
Everett	3	2	0.7	2	0
Johnson	2	60	30.0	34	1
Little	1	35	35.0	35	0
Hinkle	1	19	19.0	19	0
Lloyd	1	9	9.0	9	0
Willis	1	5	5.0	5	0
Jones	1	3	3.0	3	0
Hall	1	0	0.0	0	0
Lake	1	0	0.0	0	0
Steelers	24	385	16.0	59	1
Opponents	15	124	8.3	24	0

Punting

	No.	Yds	Avg	Net	TB	In	Lg	B
Strzynski	65	2454	37.8	34.1	5	18	51	1
Steelers	65	2454	37.8	34.1	5	18	51	1
Opponents	64	2616	40.9	33.7	3	13	62	1

Punt Returns

	Ret	FC	Yds	Avg	Long	TD
Woodson	38	8	398	10.5	52t	1
Hill	1	0	0	0.0	0	0
Steelers	39	8	398	10.2	52t	1
Opponents	16	32	105	6.6	39	0

Kickoff Returns

	No.	Yds	Avg	Long	TD
Woodson	35	764	21.8	49	0
Stone	5	91	18.2	24	0
J. Williams	3	31	10.3	20	0
Foster	3	29	9.7	13	0
Griffin	2	16	8.0	14	0
Green	1	16	16.0	16	0
Lipps	1	9	9.0	9	0
Steelers	50	956	19.1	49	0
Opponents	56	1245	22.2	99t	1

Field Goals

	1/19	20-29	30-39	40-49	50+
Anderson	1/1	3/3	8/8	8/11	0/2
Steelers	1/1	3/3	8/8	8/11	0/2
Opponents	0/0	4/4	4/5	9/17	1/2

STEELERS 1989 (Won 9, Lost 7)

Schedule

Date	W-L	Score	Opponent	Attendance
9/10	L	51-0	Cleveland	57,928
9/17	L	41-10	at Cincinnati	53,885
9/24	W	27-14	Minnesota	50,744
10/1	W	23-3	at Detroit	43,804
10/8	L	26-16	Cincinnati	52,785
10/15	W	17-7	at Cleveland	78,840
10/22	L	27-0	at Houston	59,091
10/29	W	23-17	Kansas City	54,194
11/5	L	34-7	at Denver	74,739
11/12	L	20-0	Chicago	56,505
11/19	W	20-17	San Diego	44,203
11/26	W	34-14	at Miami	59,936
12/3	L	23-16	Houston	40,541
12/10	W	13-0	at N.Y. Jets	41,037
12/17	W	28-10	New England	26,594
12/24	W	31-22	at Tampa Bay	29,690

Team Statistics

	Pittsburgh	Opponent
Total First Downs	244	323
Rushing	106	112
Passing	117	177
Penalty	21	34
3rd Down: Made/Att	66/209	106/229
3rd Down Pct.	31.6%	46.3%
Total Net Yards	2178	3541
Avg. Per Game	249.8	346.8
Total Plays	955	1077
Avg. Per Play	4.2	5.2
Net Yards Rushing	1818	2008
Avg. Per Game	113.6	125.5
Total Rushes	500	498
Net Yards Passing	2178	3541
Avg. Per Game	157.4	188.8
Sacked/Yards Lost	43/220	39/229
Gross Yards	2738	3249
Attempts/Completions	404/210	548/290
Completion Pct.	52.0%	52.9%
Had Intercepted	13	21
Punts/Average	83/40.6	69/40.5
Net Punting Avg.	83/34.1	84/33.8
Penalties/Yards	116/986	96/785
Fumbles/Ball Lost	32/18	40/21
Touchdowns	29	38
Rushing	17	16
Passing	10	17
Returns	2	5

Score by Period

	Q1	Q2	Q3	Q4	OT	Pts
Steelers	57	91	72	45	0	265
Opponents	78	110	60	78	0	326

Passing

	Att	Cmp	Yds	Cmp%	TD	Int	Long	Sack/Lost	Rating
Brister	342	187	187	54.7%	9	10	79t	45/452	73.1
Blackledge	60	22	22	36.7%	1	3	30	4/25	36.9
Carter	1	1	100	0.0%	0	0	15	2/7	118.8
Strom	1	0	0	0.0%	0	0	0	0/0	39.6
Steelers	404	210	210	52.0%	13	13	79t	51/484	67.7
Opponents	548	290	290	52.9%	21	21	66t	31/180	68.8

Scoring

	TD	Ru	Pa	Rt	PAT	FG	2Pt	Pts
Anderson	9	0	0	0	28/28	21/30	0	91
Hoge	8	8	0	0	0/0	0/0	0	48
Lipps	6	1	5	0	0/0	0/0	0	36
Worley	5	5	0	0	0/0	0/0	0	30
Carter	4	1	3	0	0/0	0/0	0	24
Hill	1	0	1	0	0/0	0/0	0	6
Mularkey	1	0	1	0	0/0	0/0	0	6
Wallace	1	1	0	0	0/0	0/0	0	6
W. Williams	1	1	0	0	0/0	0/0	0	6
Woodson	1	0	0	1	0/0	0/0	0	6
Steelers	28	17	10	1	28/28	21/30	0	259
Opponents	34	16	17	1	37/38	19/27	0	302

Sacks: Lloyd 7.0, Willis 6.5, Johnson 4.5, J. Williams 3.0, G. Williams 3.0, Little 2.0, Jones 2.0, Lake 1.0, Olsarsky 1.0, Nickerson 1.0
 Steelers: 31.0, Opponents: 51.0

2-Pt. Conversions: Steelers 0-0, Opponents 0-0

Rushing

	No.	Yds	Avg	Long	TD
Worley	195	770	3.9	38	5
Hoge	186	621	3.3	31	8
Lipps	13	180	13.8	58t	1
W. Williams	37	131	3.5	13	1
Stone	10	53	5.3	32	0
Brister	27	25	0.9	15	0
Blackledge	9	20	2.2	11	0
Carter	11	16	1.5	7	1
Wallace	5	10	2.0	5	1
Tyrell	1	3	3.0	3	0
Strom	4	-3	-0.8	0	0
Newsome	2	-8	-4.0	0	0
Steelers	500	1818	3.6	58t	17
Opponents	498	2008	4.0	65t	16

Receiving

	No.	Yds	Avg	Long	TD
Lipps	50	944	18.9	79t	5
Carter	38	267	7.0	22t	3
Hoge	34	271	8.0	22	0
Hill	28	455	16.3	53	1
Mularkey	22	326	14.8	34	1
Worley	15	13	7.5	19	0
Stone	7	92	13.1	16	0
W. Williams	6	48	8.0	16	0
Stock	4	74	18.5	27	0
Thompson	4	74	18.5	28	0
O'Shea	1	9	8.0	8	0
Brister	1	-10	-10.0	-10	0
Steelers	210	2662	12.7	79t	17
Opponents	290	3721	12.8	66t	10

Interceptions

	No.	Yds	Avg	Long	TD
Woodruff	4	57	14.3	35	0
Everett	3	68	22.7	32	0
Lloyd	3	49	16.3	31	0
Woodson	3	39	13.0	39	0
Little	3	23	7.7	13	0
Griffin	1	15	15.0	15	0
Hall	1	6	6.0	6	0
Hinkle	1	4	4.0	4	0
Johnson	1	0	0.0	0	0
Lake	1	0	0.0	0	0
Steelers	21	261	12.4	39	0
Opponents	13	103	7.9	21	1

Punting

	No.	Yds	Avg	Net	TB	In	Lg	B
Newsome	82	3368	41.1	34.1	9	15	57	1
Steelers	82	3368	41.1	34.1	9	15	57	1
Opponents	69	2793	40.5	33.8	9	16	62	0

Punt Returns

	Ret	FC	Yds	Avg	Long	TD
Woodson	29	2	207	7.1	20	0
Hill	5	0	22	4.4	12	0
Lipps	4	0	27	6.8	9	0
Johnson	2	0	22	11.0	13	0
Steelers	40	2	278	7.0	20	0
Opponents	45	19	361	8	42	0

Kickoff Returns

	No.	Yds	Avg	Long	TD
Woodson	36	982	27.3	84t	1
Stone	7	173	24.7	73	0
Thompson	4	41	10.3	15	0
J. Williams	4	31	7.8	22	0
J. Johnson	3	43	14.3	19	0
Griffin	1	21	21.0	21	0
Hinnant	1	13	13.0	13	0
Steelers	56	1304	23.3	84t	1
Opponents	53	1096	20.7	42	0

Field Goals

	1/19	20-29	30-39	40-49	50+
Anderson	2/2	5/5	5/8	9/15	0/0
Steelers	2/2	5/5	5/8	9/15	0/0
Opponents	0/0	11/11	3/8	3/6	2/2

STEELERS 1988 (Won 5, Lost 11)

Schedule

Date	W-L	Score	Opponent	Attendance
9/4	W	24-21	Dallas	56,813
9/11	L	30-29	at Washington	54,083
9/18	L	17-12	Cincinnati	56,647
9/25	L	36-28	at Buffalo	78,735
10/2	L	23-9	Cleveland	56,410
10/9	L	31-14	at Phoenix	53,278
10/16	L	34-14	Houston	52,229
10/23	W	39-21	Denver	49,811
10/30	L	24-20	at N.Y. Jets	64,862
11/6	L	42-27	at Cincinnati	56,403
11/13	L	27-26	Philadelphia	46,026
11/20	L	27-7	at Cleveland	77,131
11/27	W	16-10	Kansas City	42,057
12/4	W	37-34	at Houston	47,791
12/11	L	20-14	at San Diego	33,816
12/18	W	40-24	Miami	36,051

Team Statistics

	Pittsburgh	Opponent
Total First Downs	292	319
Rushing	120	110
Passing	150	181
Penalty	22	28
3rd Down: Made/Att	78/216	98/225
3rd Down Pct.	36.1%	43.6%
Total Net Yards	5204	5805
Avg. Per Game	325.3	362.8
Total Plays	1030	1067
Avg. Per Play	5.1	5.4
Net Yards Rushing	2228	1864
Avg. Per Game	139.3	116.5
Total Rushes	499	516
Net Yards Passing	2976	3941
Avg. Per Game	186.0	246.3
Sacked/Yards Lost	42/331	19/145
Gross Yards	3307	4086
Attempts/Completions	489/226	432/309
Completion Pct.	46.2%	58.1%
Had Intercepted	20	20
Punts/Average	71/41.5	67/40.7
Net Punting Avg.	71/32.8	67/35.0
Penalties/Yards	99/803	79/705
Fumbles/Ball Lost	40/19	35/13
Touchdowns	36	49
Rushing	17	20
Passing	15	25
Returns	4	4

Score by Period

	Q1	Q2	Q3	Q4	OT	Pts
Steelers	85	94	47	110	0	336
Opponents	64	138	103	116	0	421

Passing

	Att	Cmp	Yds	Cmp%	TD	Int	Long	Sack/Lost	Rating
Brister	370	175	2634	47.3%	11	14	89t	36/292	65.3
Blackledge	79	38	494	48.1%	2	3	34	4/25	60.8
Bono	35	10	110	28.6%	1	2	15	1/8	25.9
Carter	3	2	56	66.7%	0	0	40	0/0	109.7
Lipps	2	1	13	50.0%	1	1	13t	1/6	70.8
Steelers	489	226	3307	46.2%	15	20	89t	42/331	62.0
Opponents	532	309	4086	58.1%	25	20	86t	19/145	82.5

Scoring

	TD	Ru	Pa	Rt	PAT	FG	2Pt	Pts
Anderson	0	0	0	0	34/35	28/36	0	118
Brister	6	6	0	0	0/0	0/0	0	36
Hoge	6	3	3	0	0/0	0/0	0	36
Lipps	6	1	5	0	0/0	0/0	0	36
Carter	5	3	2	0	0/0	0/0	0	30
Jackson	3	3	0	0	0/0	0/0	0	18
Stone	2	0	1	1	0/0	0/0	0	12
Blackledge	1	1	0	0	0/0	0/0	0	6
Gothard	1	0	1	0	0/0	0/0	0	6
Jordan	1	0	0	1	0/0	0/0	0	6
Lockett	1	0	1	0	0/0	0/0	0	6
Thompson	1	0	1	0	0/0	0/0	0	6
W. Williams	1	0	1	0	0/0	0/0	0	6
Woodruff	1	0	0	1	0/0	0/0	0	6
Steelers	36	17	15	4	34/36	28/36	0	336
Opponents	47	20	25	2	47/48	26/32	0	409

Sacks: Johnson 4.0, Nickerson 3.5, G. Williams 3.5, Carr 3.5, Jones 1.5, Reese 1.0, Woodson 0.5, Lloyd 0.5, Hinkle 0.5, Thomas 0.5

Steelers: 19.0, Opponents: 42.0

2-Pl. Conversions: Steelers 0-0, Opponents 0-0

Rushing

	No.	Yds	Avg	Long	TD
Hoge	170	705	4.1	20	3
Williams	87	409	4.7	33	0
Jackson	74	315	4.3	29t	3
Carter	36	216	6.0	64t	3
Brister	45	209	4.6	20	6
Lipps	6	129	21.5	39t	1
Stone	40	127	3.2	11	0
Pollard	31	93	3.0	7	0
Blackledge	8	25	3.1	10	1
Newsome	2	0	0.0	0	1
Steelers	499	2228	4.5	64t	17
Opponents	516	1864	3.6	64	20

Receiving

	No.	Yds	Avg	Long	TD
Lipps	50	973	19.5	89t	5
Hoge	50	487	9.7	40	3
Carter	32	363	11.3	33	2
Lockett	22	365	16.6	44	1
Thompson	16	370	23.1	50	1
Gothard	12	121	10.1	26	1
Stone	11	196	17.8	72t	1
W. Williams	11	66	6.0	21	1
Johnson	10	237	23.7	60	0
Jackson	9	84	9.3	24	0
Pollard	2	22	11.0	19	0
Hinnant	1	23	23.0	23	0
Steelers	226	3307	14.6	89t	15
Opponents	309	4086	13.2	86t	25

Interceptions

	No.	Yds	Avg	Long	TD
Woodruff	4	109	27.3	78t	1
Woodson	4	98	24.5	29	0
Everett	3	31	10.3	29	0
Griffin	2	63	31.5	33	0
Jordan	1	28	28.0	28t	1
Carr	1	27	27.0	27	0
Gowdy	1	24	24.0	24	0
Hinkle	1	1	1.0	1	0
Little	1	0	0.0	0	0
Nickerson	1	0	0.0	0	0
Sanchez	1	0	0.0	0	0
Steelers	20	381	19.1	78t	2
Opponents	20	367	18.4	75t	1

Punting

	No.	Yds	Avg	Net	TB	In	Lg	B
Newsome	65	2950	45.4	32.8	10	9	62	0
Steelers	65	2950	45.4	32.8	10	9	62	0
Opponents	67	2726	40.7	35.0	3	16	63	0

Punt Returns

	Ret	FC	Yds	Avg	Long	TD
Woodson	33	6	281	8.5	28	0
Lipps	4	2	30	7.5	11	0
Sanchez	2	4	11	5.5	6	0
Steelers	39	12	322	8.3	28	0
Opponents	40	9	418	10.5	32	0

Kickoff Returns

	No.	Yds	Avg	Long	TD
Woodson	37	850	23.0	92t	1
Stone	29	610	21.0	92t	1
Sanchez	4	71	17.8	19	0
Boyle	1	19	19.0	19	0
Jackson	1	10	10.0	10	0
W. Williams	1	10	10.0	10	0
Blankenship	1	5	5.0	5	0
Steelers	74	1575	21.3	92t	2
Opponents	63	1351	21.4	90t	1

Field Goals

	1/19	20-29	30-39	40-49	50+
Anderson	1/1	11/11	9/10	6/12	1/2
Steelers	1/1	11/11	9/10	6/12	1/2
Opponents	3/3	6/7	9/10	7/10	1/2

STEELERS 1987 (Won 8, Lost 7)

Schedule

Date	W-L	Score	Opponent	Attendance
9/13	W	30-17	San Francisco	55,735
9/20	L	34-10	at Cleveland	79,543
9/27	Cancelled		N.Y. Jets	(Player Strike)
10/4	W	28-12	at Atlanta	16,667
10/11	L	31-21	at L.A. Rams	20,219
10/18	W	21-7	Indianapolis	34,627
10/25	W	23-20	Cincinnati	53,692
11/1	L	35-24	at Miami	52,578
11/8	W	17-16	at Kansas City	45,249
11/15	L	23-3	Houston	56,177
11/22	W	30-16	at Cincinnati	59,910
11/29	L	20-16	New Orleans	47,896
12/6	W	13-9	Seattle	48,881
12/13	W	20-16	at San Diego	51,605
12/20	L	24-16	at Houston	38,683
12/26	L	19-13	Cleveland	56,394

Team Statistics

	Pittsburgh	Opponent
Total First Downs	263	289
Rushing	114	94
Passing	126	170
Penalty	23	25
3rd Down: Made/Att	86/229	78/222
3rd Down Pct.	39.5%	34.0%
Total Net Yards	4410	4920
Avg. Per Game	294.0	328.0
Total Plays	973	962
Avg. Per Play	4.5	5.1
Net Yards Rushing	2144	1610
Avg. Per Game	142.9	107.3
Total Rushes	517	455
Net Yards Passing	2266	3310
Avg. Per Game	151.1	220.7
Sacked/Yards Lost	27/198	26/196
Gross Yards	2464	3506
Attempts/Completions	429/198	481/290
Completion Pct.	46.2%	60.3%
Had Intercepted	25	27
Punts/Average	82/40.2	70/39.2
Net Punting Avg.	82/31.2	70/33.4
Penalties/Yards	105/801	95/771
Fumbles/Ball Lost	37/8	41/17
Touchdowns	31	34
Rushing	11	8
Passing	13	22
Returns	7	4

Score by Period

	Q1	Q2	Q3	Q4	OT	Pts
Steelers	50	88	51	96	0	285
Opponents	45	79	77	98	0	299

Passing

	Att	Cmp	Yds	Cmp%	TD	Int	Long	Sack/Lost	Rating
Malone	336	156	1896	46.4%	6	19	63	18/151	46.7
Bono	74	34	438	45.9%	5	2	57	6/30	76.3
Brister	12	4	20	33.3%	0	3	10	2/14	2.8
Collier	7	4	110	57.1%	2	1	49	1/3	101.8
Steelers	429	198	2464	46.2%	13	25	63	27/198	50.3
Opponents	481	290	3506	60.3%	22	27	52t	26/196	74.6

Scoring

	TD	Ru	Pa	Rt	PAT	FG	2Pt	Pts
Anderson	0	0	0	0	21/21	22/27	0	87
Carter	3	0	0	0	0/0	0/0	0	18
Malone	3	3	0	0	0/0	0/0	0	18
Pollard	3	3	0	0	0/0	0/0	0	18
Abercrombie	2	2	0	0	0/0	0/0	0	12
Alston	2	0	2	0	0/0	0/0	0	12
Stallworth	2	0	2	0	0/0	0/0	0	12
Trout	0	0	0	0	10/10	0/2	0	10
Bono	1	1	0	0	0/0	0/0	0	6
Clinkscales	1	0	1	0	0/0	0/0	0	6
Gothard	1	0	1	0	0/0	0/0	0	6
Gowdy	1	0	0	1	0/0	0/0	0	6
Hall	2	0	0	2	0/0	0/0	0	6
Hairston	1	0	1	0	0/0	0/0	0	6
Hoge	1	0	1	0	0/0	0/0	0	6
Jackson	1	1	0	0	0/0	0/0	0	6
Lockett	1	0	1	0	0/0	0/0	0	6
Sanders	1	1	0	0	0/0	0/0	0	6
Shell	2	0	0	2	0/0	0/0	0	6
Thompson	1	0	1	0	0/0	0/0	0	6
Woodruff	1	0	0	1	0/0	0/0	0	6
Woodson	1	0	0	1	0/0	0/0	0	6
Steelers	29	11	13	5	31/31	22/29	0	273
Opponents	31	8	22	1	31/33	20/26	0	281

2-Pt. Conversions: Steelers 0-0, Opponents 0-0

Sacks: Merriweather 5.5, Gary 4.0, Willis 3.0, Carr 3.0, Hinkle 2.0, Team 2.0, Little 1.5, Cole 1.0, Dawkins 1.0, J. Williams 1.0, Warren 1.0, G. Williams 1.0
Steelers: 26.0, Opponents: 27.0

Rushing

	No.	Yds	Avg	Long	TD
Jackson	180	696	3.9	39	1
Pollard	128	536	4.2	33	3
Abercrombie	123	459	3.7	28t	2
Malone	34	162	4.8	42t	3
Stone	17	135	7.9	51	0
Sanders	11	65	5.9	14	1
Bono	8	27	3.4	23	1
Collier	4	20	5.0	12	0
Newsome	2	16	8.0	16	0
Carter	5	12	2.4	4	0
Hoge	3	8	2.7	5	0
Reeder	2	8	4.0	4	0
Steelers	517	2144	4.1	51	11
Opponents	455	1610	3.5	58	8

Receiving

	No.	Yds	Avg	Long	TD
Stallworth	41	521	12.7	45	2
Abercrombie	24	209	8.7	24	0
Thompson	17	313	18.4	63	1
Sweeney	16	217	13.6	34	0
Carter	16	180	11.3	26t	3
Pollard	14	77	5.5	17	0
Clinkscales	13	240	18.5	57	1
Lee	12	124	10.3	24	0
Lipps	11	164	14.9	27	0
Lockett	7	116	16.6	25	1
Steelers	198	2464	12.4	63	13
Opponents	290	3506	12.1	52t	22

Interceptions

	No.	Yds	Avg	Long	TD
Woodruff	5	91	18.2	33t	1
Hall	3	29	9.7	25t	1
Everett	3	22	7.3	21	0
Hinkle	3	15	5.0	8	0
Gowdy	2	50	25.0	45t	1
Merriweather	2	26	13.0	15	0
Griffin	2	2	1.0	2	0
Shell	1	50	50.0	50t	1
Woodson	1	45	45.0	45t	1
Riley	1	4	4.0	4	0
Sheffield	1	2	2.0	2	0
Cole	1	0	0.0	0	0
Edwards	1	0	0.0	0	0
Williams	1	0	0.0	0	0
Steelers	27	336	12.4	50t	5
Opponents	25	330	13.2	49	1

Punting

	No.	Yds	Avg	Net	TB	In	Lg	B
Newsome	64	2678	41.8	31.5	13	8	57	1
Bruno	16	619	38.7	30.4	4	5	56	1
Steelers	80	3297	41.2	31.2	17	13	57	2
Opponents	70	2741	39.2	33.4	8	17	55	0

Punt Returns

	Ret	FC	Yds	Avg	Long	TD
Woodson	16	1	135	8.4	20	0
Lipps	7	1	46	6.6	12	0
Anderson	7	1	38	5.4	10	0
Everett	4	2	22	5.5	11	0
Lockett	2	1	3	1.5	5	0
Steelers	36	6	244	6.8	20	0
Opponents	46	7	395	8.6	44	0

Kickoff Returns

	No.	Yds	Avg	Long	TD
Woodson	36	982	27.3	84t	1
Stone	7	173	24.7	73	0
Thompson	4	41	10.3	15	0
J. Williams	4	31	7.8	22	0
J. Johnson	3	43	14.3	19	0
Griffin	1	21	21.0	21	0
Hinnant	1	13	13.0	13	0
Steelers	56	1304	23.3	84t	1
Opponents	53	1096	20.7	42	0

Field Goals

	1/19	20-29	30-39	40-49	50+
Anderson	0/0	8/9	4/4	8/12	2/2
Trout	0/0	0/1	0/1	0/0	0/0
Steelers	0/0	8/10	4/5	8/12	2/2
Opponents	0/0	6/6	10/10	4/7	0/3

STEELERS 1986 (Won 6, Lost 10)

Schedule

Date	W-L	Score	Opponent	Attendance
9/7	L	30-0	at Seattle	61,461
9/15	L	21-10	Denver	57,305
9/21	L	31-7	at Minnesota	56,795
9/28	W	22-16/OT	at Houston	42,001
10/5	L	27-24	Cleveland	57,327
10/13	L	24-22	at Cincinnati	54,283
10/19	L	34-0	New England	54,743
10/26	W	30-9	Cincinnati	50,815
11/2	W	27-3	Green Bay	52,831
11/9	L	16-12	at Buffalo	72,000
11/16	W	21-10	Houston	49,724
11/23	L	37-31/OT	at Cleveland	76,452
11/30	L	13-10/OT	at Chicago	61,425
12/7	W	27-17	Detroit	45,042
12/13	W	45-24	at N.Y. Jets	58,044
12/21	L	24-19	Kansas City	47,150

Team Statistics

	Pittsburgh	Opponent
Total First Downs	292	303
Rushing	125	97
Passing	140	176
Penalty	27	30
3rd Down: Made/Att	86/232	81/228
3rd Down Pct.	37.1%	35.5%
Total Net Yards	4811	5252
Avg. Per Game	300.7	328.3
Total Plays	1075	1050
Avg. Per Play	4.5	5.0
Net Yards Rushing	2223	1872
Avg. Per Game	138.9	117.0
Total Rushes	564	471
Net Yards Passing	2588	3380
Avg. Per Game	161.8	211.3
Sacked/Yards Lost	20/159	43/289
Gross Yards	2747	3669
Attempts/Completions	491/238	536/311
Completion Pct.	48.5%	58.0%
Had Intercepted	20	20
Punts/Average	89/38.7	82/39.0
Net Punting Avg.	89/30.6	82/31.0
Penalties/Yards	104/853	108/899
Fumbles/Ball Lost	28/16	31/13
Touchdowns	35	39
Rushing	18	10
Passing	16	22
Returns	1	7

Score by Period

	Q1	Q2	Q3	Q4	OT	Pts
Steelers	51	83	90	77	6	307
Opponents	67	129	54	77	9	336

Passing

	Att	Cmp	Yds	Cmp%	TD	Int	Long	Sack/Lost	Rating
Malone	425	216	2444	50.8%	15	18	48	13/97	62.5
Brister	60	21	291	35.0%	0	2	58	6/57	37.6
Campbell	4	0	0	0.0%	0	0	0	1.5	39.6
Newsome	2	1	12	50.0%	1	0	12t	0/0	108.3
Steelers	491	238	2747	48.5%	16	20	58	20/159	59.7
Opponents	536	311	3669	58.0%	22	20	55t	43/289	77.1

Scoring

	TD	Ru	Pa	Rt	PAT	FG	2Pt	Pts
Anderson	0	0	0	0	32/32	21/32	0	95
Abercrombie	8	6	2	0	0/0	0/0	0	48
Jackson	5	5	0	0	0/0	0/0	0	30
Malone	5	5	0	0	0/0	0/0	0	30
Thompson	5	0	3	0	0/0	0/0	0	30
Erenberg	4	1	3	0	0/0	0/0	0	24
Lipps	3	2	1	0	0/0	0/0	0	18
Brister	1	1	0	0	0/0	0/0	0	6
Gothard	1	0	1	0	0/0	0/0	0	6
Sanchez	1	0	1	0	0/0	0/0	0	6
Stallworth	1	0	1	0	0/0	0/0	0	6
Sweeney	1	0	1	0	0/0	0/0	0	6
Steelers	35	18	16	1	32/34	21/32	0	307
Opponents	39	10	22	7	36/38	22/39	0	324

Sacks: Willis 12.0, Gary 6.5, Merriweather 6.0, Nelson 5.0, Hinkle 4.5, G. Williams 3.5, Dunn 2.5, Sims 1.0, Team 1.0, Little 0.5, Cole 0.5

Steelers: 43.0, Opponents: 20.0

2-PT. Conversions: Steelers 0-0, Opponents 0-0

Rushing

	No.	Yds	Avg	Long	TD
Jackson	216	910	4.2	31	5
Abercrombie	214	877	4.1	38t	6
Erenberg	42	170	4.0	17	1
Malone	31	107	3.5	45	5
Pollard	24	86	3.6	12	0
Hughes	14	32	2.3	8	0
Reeder	6	20	3.3	6	0
Sanders	4	12	3.0	13	0
Brister	6	10	1.7	9	1
Seitz	3	2	0.7	2	0
Lipps	4	-3	-0.8	8	0
Steelers	564	2233	3.9	45	18
Opponents	471	1872	4.0	61t	10

Receiving

	No.	Yds	Avg	Long	TD
Abercrombie	47	395	8.4	27	2
Lipps	38	590	15.5	48	3
Stallworth	34	466	13.7	40t	1
Erenberg	27	217	8.0	19	3
Sweeney	21	337	16.0	58	1
Gothard	21	246	11.7	34	1
Thompson	17	191	11.2	20	5
Jackson	17	176	9.9	28	0
Hughes	10	98	9.8	22	0
Sanders	2	19	9.5	10	0
Pollard	2	15	7.5	10	0
Reeder	2	4	2.0	3	0
Steelers	238	2747	11.5	58	16
Opponents	311	3669	11.8	55t	22

Interceptions

	No.	Yds	Avg	Long	TD
Sanchez	3	71	23.7	67t	1
Williams	3	44	14.7	25	0
Shell	3	29	9.7	17	0
Woods	3	26	8.7	23	0
Clayton	3	18	6.0	14	0
Hinkle	3	7	2.3	6	0
Merriweather	2	14	7.0	11	0
Swain	0	9	1.0	1	0
Steelers	20	218	10.9	67t	1
Opponents	20	244	12.2	37t	2

Punting

	No.	Yds	Avg	Net	TB	In	Lg	B
Newsome	86	3447	40.1	38.7	11	18	64	0
Steelers	86	3447	40.1	38.7	11	18	64	0
Opponents	82	3194	39.0	31.0	7	17	69	0

Punt Returns

	Ret	FC	Yds	Avg	Long	TD
Woods	33	12	294	8.9	41	0
Lipps	3	1	16	5.3	10	0
Steelers	36	13	310	8.6	41	0
Opponents	34	14	364	10.7	44	0

Kickoff Returns

	No.	Yds	Avg	Long	TD
Sanchez	25	591	23.6	64	0
Elder	21	425	20.2	36	0
Sanders	8	148	18.5	29	0
Reeder	4	52	13.0	17	0
Hughes	2	16	8.0	16	0
Seitz	2	25	12.5	14	0
Merriweather	1	27	27.0	27	0
Woods	1	17	17.0	17	0
Rostovsky	1	3	3.0	3	0
Sweeney	1	0	0.0	0	0
Steelers	66	1,304	19.8	64	0
Opponents	56	1,362	24.3	100t	3

Field Goals

	1/19	20-29	30-39	40-49	50+
Anderson	0/1	6/7	6/7	9/14	0/3
Steelers	0/1	6/7	6/7	9/14	0/3
Opponents	2/2	6/10	7/11	7/13	0/3

STEELERS 1985 (Won 7, Lost 9)

Schedule

Date	W-L	Score	Opponent	Attendance
9/19	W	45-3	Indianapolis	55,279
9/16	L	17-7	at Cleveland	79,042
9/22	W	20-0	Houston	58,752
9/30	L	37-24	Cincinnati	59,541
10/6	L	24-20	at Miami	72,820
10/13	L	27-13	at Dallas	62,932
10/20	W	23-10	St. Louis	56,478
10/27	L	26-21	at Cincinnati	55,421
11/3	W	10-9	Cleveland	51,976
11/10	W	36-28	at Kansas City	46,126
11/17	W	30-7	at Houston	45,977
11/24	L	30-23	Washington	59,293
12/1	L	31-23	Denver	56,797
12/8	L	54-44	at San Diego	52,098
12/15	W	30-24	Buffalo	35,953
12/21	L	28-10	at N.Y. Giants	66,785

Team Statistics

	Pittsburgh	Opponent
Total First Downs	315	273
Rushing	125	105
Passing	165	144
Penalty	25	24
3rd Down: Made/Att	92/237	71/207
3rd Down Pct.	38.8%	34.3%
Total Net Yards	5350	4659
Avg. Per Game	334.4	291.2
Total Plays	1086	990
Avg. Per Play	4.9	4.7
Net Yards Rushing	2177	1876
Avg. Per Game	136.1	117.3
Total Rushes	541	470
Net Yards Passing	3173	2783
Avg. Per Game	198.3	173.9
Sacked/Yards Lost	33/224	36/305
Gross Yards	3397	3088
Attempts/Completions	512/254	484/287
Completion Pct.	49.6%	59.3%
Had Intercepted	27	20
Punts/Average	79/39.1	86/40.9
Net Punting Avg.	79/32.65	86/32.9
Penalties/Yards	85/665	89/679
Fumbles/Ball Lost	31/9	34/14
Touchdowns	40	43
Rushing	14	19
Passing	23	18
Returns	3	6

Score by Period

	Q1	Q2	Q3	Q4	OT	Pts
Steelers	58	134	83	104	0	379
Opponents	72	129	53	101	0	355

Passing

	Att	Cmp	Yds	Cmp%	TD	Int	Long	Sack/Lost	Rating
Malone	233	117	1428	50.2%	13	7	45t	10/80	75.6
Woodley	183	94	1357	51.4%	6	14	69	13/84	54.7
Campbell	96	43	612	44.8%	4	6	51	10/60	53.7
Steelers	512	254	3397	49.6%	23	27	69	33/224	64.0
Opponents	484	287	3088	59.3%	18	20	75t	36/305	73.3

Scoring

	TD	Ru	Pa	Rt	PAT	FG	2Pt	Pts
Anderson	0	0	0	0	40/40	33/42	0	139
Lipps	15	1	12	2	0/0	0/0	0	90
Abercrombie	9	7	2	0	0/0	0/0	0	54
Stallworth	5	0	5	0	0/0	0/0	0	30
Erenberg	3	0	3	0	0/0	0/0	0	18
Pollard	3	3	0	0	0/0	0/0	0	18
Woodley	2	2	0	0	0/0	0/0	0	12
Malone	1	1	0	0	0/0	0/0	0	6
Thompson	1	0	1	0	0/0	0/0	0	6
Merriwether	1	0	1	0	0/0	0/0	0	6
Steelers	40	14	23	3	40/40	33/42	0	379
Opponents	42	19	18	6	39/40	19/25	0	349

Sacks: Willis 5.5, Hinkle 5.0, Merriweather 4.0, Gary 3.0, Goodman 3.0, Cole 3.0, Catano 3.0, Dunn 2.5, Team 2.0, Carr 1.0, Nelson 1.0, Little 1.0, Woods 1.0, Sims 1.0

Steelers: 36.0, Opponents: 33.0

2-Pt. Conversions: Steelers 0-0, Opponents 0-0

Rushing

	No.	Yds	Avg	Long	TD
Pollard	233	991	4.3	56	3
Abercrombie	227	851	3.8	32	7
Malone	15	80	5.3	25	1
Woodley	17	71	4.2	13	2
Erenberg	16	67	4.2	12	0
Spencer	13	56	4.3	11	0
Campbell	9	28	3.1	14	0
Morse	8	17	2.1	9	0
Lipps	3	16	5.3	15t	1
Steelers	541	2177	4.0	56	14
Opponents	470	1876	4.0	77t	19

Receiving

	No.	Yds	Avg	Long	TD
Stallworth	75	937	12.5	41	5
Lipps	59	1134	19.2	51	12
Erenberg	33	326	9.9	35	3
Pollard	24	250	10.4	20	0
Abercrombie	24	209	8.7	27	2
Sweeney	16	234	14.6	69	0
Thompson	8	138	17.3	42	1
Gothard	6	83	13.8	24	0
Cunningham	6	61	10.2	17	0
Spencer	3	25	8.3	13	0
Steelers	254	3397	13.4	69	23
Opponents	287	3088	10.8	75t	18

Interceptions

	No.	Yds	Avg	Long	TD
Woodson	5	80	16.0	33	0
Williams	4	47	11.8	29	0
Shell	4	40	10.0	26	0
Merriwether	2	36	18.0	35t	1
Swain	2	4	2.0	4	0
Little	2	0	0.0	3	0
Cole	1	4	4.0	4	0
Steelers	20	211	10.6	35t	0
Opponents	27	409	15.2	57t	5

Punting

	No.	Yds	Avg	Net	TB	In	Lg	B
Newsome	78	3088	39.6	32.5	7	17	59	0
Steelers	78	3088	39.6	32.5	7	17	59	0
Opponents	86	3515	40.9	32.9	10	17	65	0

Punt Returns

	Ret	FC	Yds	Avg	Long	TD
Lipps	36	2	437	12.0	71t	2&
Woods	13	2	46	3.5	10	0
Steelers	49	4	483	9.9	71t	2
Opponents	43	8	380	8.8	31	0

&Team Record

Kickoff Returns

	No.	Yds	Avg	Long	TD
Spencer	27	617	22.9	40	0
Erenberg	21	441	21.0	35	0
Lipps	13	237	18.2	24	0
Washington	3	34	11.3	14	0
Tuggle	1	8	8.0	8	0
Steelers	65	1337	20.6	40	0
Opponents	65	1566	24.1	95	0

Field Goals

	1/19	20-29	30-39	40-49	50+
Anderson	1/1	12/13	14/15	5/9	1/4
Steelers	1/1	12/13	14/15	5/9	1/4
Opponents	2/2	2/3	11/12	4/5	0/3

STEELERS 1984 (Won 9, Lost 7)

Schedule

Date	W-L	Score	Opponent	Attendance
9/2	L	37-27	Kansas City	56,709
9/6	W	23-17	at N.Y. Jets	70,564
9/16	W	24-14	L.A. Rams	58,104
9/23	L	20-10	at Cleveland	77,312
10/1	W	38-17	Cincinnati	57,098
10/7	L	31-7	Miami	59,103
10/14	W	20:17	at San Francisco	59,110
10/21	L	17-16	at Indianapolis	60,026
10/28	W	35-10	Atlanta	55,971
11/4	W	35-7	Houston	48,892
11/11	L	22-20	at Cincinnati	52,497
11/19	L	27-24	at New Orleans	66,005
11/25	W	52/24	San Diego	55,586
12/2	L	23-20/OT	at Houston	39,786
12/9	W	23-20	Cleveland	55,825
12/16	W	13-7	at L.A. Raiders	83,056

Team Statistics

	Pittsburgh	Opponent
Total First Downs	302	282
Rushing	117	87
Passing	167	167
Penalty	19	28
3rd Down: Made/Att	92/227	75/225
3rd Down Pct.	40.5%	33.3%
Total Net Yards	5420	4916
Avg. Per Game	338.8	307.3
Total Plays	1052	1016
Avg. Per Play	5.2	4.8
Net Yards Rushing	2179	1617
Avg. Per Game	136.2	101.1
Total Rushes	574	454
Net Yards Passing	3241	3299
Avg. Per Game	202.6	206.2
Sacked/Yards Lost	35/278	47/390
Gross Yards	3519	3689
Attempts/Completions	443/240	515/299
Completion Pct.	54.2%	58.1%
Had Intercepted	25	31
Punts/Average	70/41.2	90/42.4
Net Punting Avg.	70/34.7	90/32.5
Penalties/Yards	112/948	107/945
Fumbles/Ball Lost	40/15	30/11
Touchdowns	45	35
Rushing	13	12
Passing	25	19
Returns	7	4

Score by Period

	Q1	Q2	Q3	Q4	OT	Pts
Steelers	50	147	95	95	0	387
Opponents	26	105	69	107	3	310

Passing

	Att	Cmp	Yds	Cmp%	TD	Int	Long	Sack/Lost	Rating
Malone	272	147	2137	54.0%	16	17	611	25/211	73.4
Woodley	156	85	1273	54.5%	8	7	80t	10/67	79.9
Campbell	15	8	109	53.3%	1	1	25t	0/0	71.3
Steelers	443	240	3519	54.2%	25	25	80t	35/278	75.6
Opponents	515	299	3689	58.1%	19	31	68	47/390	67.5

Scoring

	TD	Ru	Pa	Rt	PAT	FG	2Pt	Pts
Anderson	0	0	0	0	45/45	24/32	0	117
Stallworth	11	0	11	0	0/0	0	0	66
Lipps	11	1	9	1	0/0	0/0	0	66
Pollard	6	6	0	0	0/0	0	0	36
Erenberg	3	2	1	0	0/0	0/0	0	18
Malone	3	3	0	0	0/0	0/0	0	18
Thompson	3	0	3	0	0/0	0/0	0	18
Washington	2	0	0	2	0/0	0/0	0	12
Abercrombie	1	1	0	0	0/0	0/0	0	6
Shell	1	0	0	1	0/0	0/0	0	6
Cunningham	1	0	0	1	0/0	0/0	0	6
Woodruff	1	0	0	1	0/0	0/0	0	6
Steelers	43	13	25	5	45/45	24/32	0	375
Opponents	35	12	19	3	34/35	22/28	0	310

Sacks: Merriwether 15.0, E. Nelson 7.0, Hinkle 5.5, Willis 5.0, Gary 4.0, Goodman 2.5, Cole 2.0, E. Williams 2.0, Little 1.0, Dunn 1.0, Clayton 1.0, Team 1.0
 Steelers: 47.0, Opponents: 35.0

2-Pt. Conversions: Steelers 0-0, Opponents 0-0

Rushing

	No.	Yds	Avg	Long	TD
Pollard	213	851	4.0	52	6
Abercrombie	145	610	4.2	31	1
Erenberg	115	405	3.5	31t	2
Corley	18	89	4.9	23	0
Veals	31	87	2.8	9	0
Lipps	3	71	23.7	36t	1
Malone	25	42	1.7	13t	3
Gillespie	7	18	2.6	9	0
Woodley	11	14	1.3	7	0
Spencer	1	0	0.0	0	0
Colquitt	1	0	-3.0	0	0
Capers	1	-3	-5.0	-3	0
Campbell	3	-5	-3.8	-5	0
Steelers	574	2179	3.6	52	13
Opponents	454	1617	3.1	12	12

Receiving

	No.	Yds	Avg	Long	TD
Stallworth	80	1395	17.4	51	11
Lipps	45	860	19.1	80t	9
Erenberg	38	358	9.4	25	1
Pollard	21	186	8.9	18	0
Thompson	17	291	17.1	59	3
Abercrombie	16	135	8.4	59	0
Capers	7	81	11.6	19	0
Kolodziejski	5	59	11.8	22	0
Cunningham	4	64	16.0	29	1
D. Nelson	2	31	15.5	19	0
Sweeney	2	25	12.5	16	0
Garrity	2	22	11.0	12	0
Gillespie	1	12	12.0	12	0
Steelers	240	3519	14.7	80t	25
Opponents	299	3689	12.3	68	19

Interceptions

	No.	Yds	Avg	Long	TD
Shell	7	61	8.7	57t	1
Washington	6	138	23.0	69t	2
Woodruff	5	56	11.2	42t	1
Hinkle	3	77	25.7	43	0
E. Williams	3	49	16.3	44	0
Merriwether	2	9	4.5	8	0
Woods	2	0	0.0	0	0
C. Brown	1	31	31.0	31	0
Cole	1	12	12.0	12	0
Clayton	1	0	0.0	0	0
Steelers	31	433	14.0	69t	4
Opponents	25	371	14.8	70	1

Punting

	No.	Yds	Avg	Net	TB	In	Lg	B
Colquitt	70	2883	41.2	34.7	5	21	62	0
Steelers	70	2883	41.2	34.7	5	21	62	0
Opponents	90	3818	42.4	32.5	10	13	60	0

Punt Returns

	Ret	FC	Yds	Avg	Long	TD
Lipps	53&	0	656&	12.4	76t	1
Woods	6	0	40	6.7	14	0
Clayton	1	0	0	0.0	0	0
Long	1	0	0	0.0	0	0
Steelers	61	0	696	11.4	76t	1
Opponents	37	0	351	9.5	58t	1

&Team Record

Kickoff Returns

	No.	Yds	Avg	Long	TD
Erenberg	28	575	20.5	47	0
Spencer	18	373	10.7	40	0
Veals	4	40	10.0	18	0
Corley	1	15	15.0	15	0
Gillespie	1	12	12.0	12	0
C. Brown	1	11	11.0	11	0
Catano	1	0	0.0	0	0
Steelers	54	1026	19.0	47	0
Opponents	61	1338	21.9	97t	1

Field Goals

	1/19	20-29	30-39	40-49	50+
Anderson	0/0	8/9	6/9	8/11	2/3
Steelers	0/0	8/9	6/9	8/11	2/3
Opponents	2/2	5/5	8/10	6/9	1/2

STEELERS 1983 (Won 10, Lost 6)

Schedule

Date	W-L	Score	Opponent	Attendance
9/4	L	14-10	Denver	58,233
9/11	W	25-21	at Green Bay	58,154
9/18	W	40-28	at Houston	44,150
9/25	L	28-23	New England	58,282
10/2	W	17-10	Houston	56,901
10/10	W	24-14	at Cincinnati	56,086
10/16	W	44-17	Cleveland	59,263
10/23	W	27-21	at Seattle	61,615
10/30	W	17-12	Tampa Bay	57,468
11/6	W	26-3	San Diego	58,191
11/13	W	24-13	at Baltimore	57,319
11/20	L	17-14	Minnesota	58,417
11/24	L	45-3	at Detroit	77,724
12/4	L	23-10	Cincinnati	55,832
12/10	W	34-7	at N.Y. Jets	53,996
12/10	L	30-17	at Cleveland	72,313

Team Statistics

	Pittsburgh	Opponent
Total First Downs	312	278
Rushing	156	100
Passing	141	151
Penalty	15	27
3rd Down: Made/Att	99/231	77/216
3rd Down Pct.	42.9%	35.6%
Total Net Yards	5014	4728
Avg. Per Game	313.4	295.5
Total Plays	1075	1006
Avg. Per Play	4.7	4.7
Net Yards Rushing	2610	1833
Avg. Per Game	163.1	114.6
Total Rushes	614	509
Net Yards Passing	2404	2895
Avg. Per Game	150.3	180.9
Sacked/Yards Lost	52/350	50/361
Gross Yards	2754	3256
Attempts/Completions	409/211	447/238
Completion Pct.	51.6%	53.2%
Had Intercepted	23	28
Punts/Average	80/41.9	88/41.1
Net Punting Avg.	80/35.0	88/33.1
Penalties/Yards	99/836	96/782
Fumbles/Ball Lost	42/20	34/17
Touchdowns	39	37
Rushing	17	14
Passing	15	19
Returns	7	4

Score by Period

	Q1	Q2	Q3	Q4	OT	Pts
Steelers	95	105	30	125	0	355
Opponents	80	78	72	73	0	303

Passing

	Att	Cmp	Yds	Cmp%	TD	Int	Long	Sack/Lost	Rating
Stoudt	381	197	2553	51.7%	12	21	52	51/339	60.6
Malone	20	9	124	45.0%	1	2	38	1/11	42.5
Bradshaw	8	5	77	62.5%	2	0	24	0/0	133.9
Steelers	409	211	2754	51.6%	15	23	52	52/350	61.9
Opponents	447	238	3256	53.2%	19	28	76	50/361	64.9

Scoring

	TD	Ru	Pa	Rt	PAT	FG	2Pt	Pts
Anderson	0	0	0	0	38/39	27/31	0	119
Abercrombie	7	4	3	0	0/0	0/0	0	42
F. Harris	7	5	2	0	0/0	0/0	0	42
Sweeney	5	0	5	0	0/0	0/0	0	30
Pollard	4	4	0	0	0/0	0/0	0	24
Stoudt	4	4	0	0	0/0	0/0	0	24
Cunningham	3	0	3	0	0/0	0/0	0	18
Hinkle	1	0	0	1	0/0	0/0	0	6
Johnson	1	0	0	1	0/0	0/0	0	6
Clayton	1	0	0	1	0/0	0/0	0	6
Merriwether	1	0	0	1	0/0	0/0	0	6
Capers	1	0	1	0	0/0	0/0	0	6
Garrity	1	0	1	0	0/0	0/0	0	6
Steelers	36	17	15	4	38/39	27/31	0	337
Opponents	37	14	19	4	36/37	15/20	0	303

Sacks: Willis 14.0, Gary 7.5, Dunn 6.0, Cole 5.0, Lambert 4.0, Nelson 3.0, Beasley 2.5, Rivera 2.0, Clayton 2.0, Kohrs 1.5, Goodman 1.0, Woodruff 1.0, Merriwether 0.5

Steelers: 50.0, Opponents: 52.0

2-Pt. Conversions: Steelers 0-0, Opponents 0-0

Rushing

	No.	Yds	Avg	Long	TD
F. Harris	279	1007	3.6	19	5
Pollard	135	608	4.5	32	4
Stoudt	77	479	6.2	23	4
Abercrombie	112	446	4.0	50	4
Hawthorne	5	47	9.4	20	0
T. Harris	2	15	7.5	10	0
Odom	2	7	3.5	4	0
Bradshaw	8	7	0.9	7	0
Sweeney	3	5	1.7	2	0
Steelers	614	2610	4.3	50	17
Opponents	509	1833	3.6	30	14

Receiving

	No.	Yds	Avg	Long	TD
Sweeney	39	577	14.8	42	5
Cunningham	35	442	12.6	25	3
F. Harris	34	278	8.2	29	2
Abercrombie	26	391	15.0	51	3
Hawthorne	19	300	15.8	52	0
Garrity	19	279	14.7	38	1
Pollard	16	127	7.9	17	0
Capers	10	185	18.5	36	1
Stallworth	8	100	12.5	20	0
Skansi	3	39	13.0	21	0
Rodgers	2	36	18.0	25	0
Steelers	211	2754	13.1	52	15
Opponents	238	3256	13.7	76	19

Interceptions

	No.	Yds	Avg	Long	TD
Woods	5	53	10.6	31	0
Shell	5	18	3.6	18	0
Blount	4	32	8.0	21	0
Woodruff	3	85	28.3	47	0
Johnson	3	84	28.0	34	1
Merriwether	3	55	18.3	31	1
Lambert	2	-1	-0.5	0	0
Clayton	1	70	70.0	70	1
Washington	1	25	25.0	25	0
Hinkle	1	14	14.0	14	1
Steelers	28	435	15.5	70	4
Opponents	23	252	11.0	41	2

Punting

	No.	Yds	Avg	Net	TB	In	Lg	B
Colquitt	80	3352	41.9	35.0	7	20	58	0
Steelers	80	3352	41.9	35.0	7	20	58	0
Opponents	88	3615	41.1	33.1	14	10	61	0

Punt Returns

	Ret	FC	Yds	Avg	Long	TD
Skansi	43	9	363	8.4	57	0
Woods	5	0	46	9.2	13	0
T. Harris	3	0	12	4.0	6	0
Steelers	51	9	421	8.3	57	0
Opponents	44	5	418	9.5	81	1

Kickoff Returns

	No.	Yds	Avg	Long	TD
Odom	39	758	19.4	35	0
T. Harris	18	289	16.1	32	0
Bingham	1	15	15.0	15	0
Kohrs	1	6	6.0	6	0
Steelers	59	1068	18.1	35	0
Opponents	65	1507	23.2	97	1

Field Goals

	1/19	20-29	30-39	40-49	50+
Anderson	2/2	8/9	9/10	8/10	0/0
Steelers	2/2	8/9	9/10	8/10	0/0
Opponents	1/1	6/7	6/6	2/5	0/1

STEELERS 1982 (Won 6, Lost 3)

Schedule

Date	W-L	Score	Opponent	Attendance
9/13	W	36-28	at Dallas	63,431
9/19	W	26-20/OT	Cincinnati	53,973
9/26	Cancelled		N.Y. Giants*	
10/3	Cancelled		at Denver*	
10/11	Cancelled		Philadelphia*	
10/17	Cancelled		at Washington*	
10/31	Cancelled		at Cincinnati*	
11/7	Cancelled		Houston*	
11/14	Cancelled		N.Y. Jets*	
11/21	W	24-10	at Houston	42,338
11/28	L	16-0	at Seattle	55,553
12/5	W	35-14	Kansas City	52,090
12/12	L	13-0	at Buffalo	58,391
12/19	L	10-9	at Cleveland	67,139
12/26	W	37-14	New England	50,515
1/2	W	37-21	Cleveland	52,312

*Game cancelled for player strike

Team Statistics

	Pittsburgh	Opponent
Total First Downs	171	174
Rushing	69	92
Passing	91	142
Penalty	11	14
3rd Down: Made/Att	47/121	47/126
3rd Down Pct.	39.0%	37.3%
Total Net Yards	2970	2874
Avg. Per Game	330.0	319.3
Total Plays	583	599
Avg. Per Play	5.1	4.8
Net Yards Rushing	1187	762
Avg. Per Game	131.9	84.7
Total Rushes	289	236
Net Yards Passing	1783	2112
Avg. Per Game	198.1	234.7
Sacked/Yards Lost	19/139	34/273
Gross Yards	1922	2385
Attempts/Completions	275/141	329/176
Completion Pct.	51.3%	53.5%
Had Intercepted	16	17
Punts/Average	49/40.4	53/38.1
Net Punting Avg.	49/35.1	53/30.6
Penalties/Yards	59/459	44/345
Fumbles/Ball Lost	18/7	17/8
Touchdowns	25	17
Rushing	7	5
Passing	17	12
Returns	1	6

Score by Period

	Q1	Q2	Q3	Q4	OT	Pts
Steelers	47	54	38	59	6	204
Opponents	13	43	38	52	0	146

Passing

	Att	Cmp	Yds	Cmp%	TD	Int	Long	Sack/Lost	Rating
Bradshaw	240	127	1768	52.9%	17	11	74t	18/131	81.4
Stoutd	35	14	154	40.0%	0	5	24	1/8	14.2
Steelers	275	141	1922	51.3%	17	16	74t	19/139	70.3
Opponents	329	176	3285	53.5%	12	17	75t	34/273	67.5

Scoring

	TD	Ru	Pa	Rt	PAT	FG	2Pt	Pts
Anderson	0	0	0	0	22/22	10/12	0	52
Stallworth	7	0	7	0	0/0	0/0	0	42
Smith	4	0	4	0	0/0	0/0	0	24
Hawthorne	3	0	3	0	0/0	0/0	0	18
Cunningham	2	0	2	0	0/0	0/0	0	12
Pollard	2	2	0	0	0/0	0/0	0	12
Harris	2	2	0	0	0/0	0/0	0	12
Abercrombie	2	2	0	0	0/0	0/0	0	12
Thornton	1	1	0	0	0/0	0/0	0	6
Pinney	1	0	1	0	0/0	0/0	0	6
Steelers	24	7	17	0	22/22	10/12	0	198
Opponents	17	5	12	0	17/17	9/14	0	146

Sacks: Beasley 6.0, Dunn 6.0, Cole 5.0, Lambert 4.0, Ham 3.0, Toews 2.5, Kohrs 2.0, Goodman 1.5, Shell 1.0, Hinkle 1.0, Woodruff 1.0, Willis 1.0
Steelers: 34.0, Opponents: 19.0

2-Pt. Conversions: Steelers 0-0, Opponents 0-0

Rushing

	No.	Yds	Avg	Long	TD
Harris	140	604	4.3	21	2
Pollard	62	238	3.8	18	2
Abercrombie	21	100	4.8	34	2
Davis	24	72	3.0	9	0
Hawthorne	15	68	4.5	11	0
Thornton	6	33	5.5	13	1
Stoutd	11	28	2.5	8	0
Swann	1	25	25.0	25	0
Bradshaw	8	10	2.3	6	0
Stallworth	1	9	9.0	9	0
Steelers	289	1187	4.1	34	7
Opponents	236	762	3.2	33	5

Receiving

	No.	Yds	Avg	Long	TD
Harris	31	249	8.0	20	0
Stallworth	27	441	16.3	74t	7
Cunningham	21	277	13.2	31	2
Swann	18	265	14.7	60	0
Smith	17	387	22.8	51	4
Hawthorne	12	182	15.2	46t	3
Pollard	6	39	6.5	11	0
Sweeney	5	50	10.0	17	0
Abercrombie	1	14	14.0	14	0
Davis	1	11	11.0	11	0
Thornton	1	4	4.0	4	0
Pinney	1	3	3.0	3t	1
Steelers	141	1922	13.6	74t	17
Opponents	176	2385	13.6	75t	12

Interceptions

	No.	Yds	Avg	Long	TD
Woodruff	5	53	10.6	30	0
Shell	5	27	5.2	18	0
Johnson	2	5	2.5	5	0
Toews	1	20	20.0	20	0
Woods	1	12	12.0	12	0
Lambert	1	6	6.0	6	0
Ham	1	2	2.0	2	0
Blount	1	2	7.0	2	0
Steelers	17	127	7.5	30	0
Opponents	16	168	10.5	28	0

Punting

	No.	Yds	Avg	Net	TB	In	Lg	B
Goodson	49	1981	40.4	35.1	4	11	66	1
Net Punting Avg.	49	1981	40.4	35.1	4	11	66	1
Opponents	53	2019	38.1	30.6	4	9	54	2

Punt Returns

	Ret	FC	Yds	Avg	Long	TD
Sydor	22	3	172	7.8	21	0
Woods	13	2	142	10.9	20	0
Merriweather	1	0	3	3.0	3	0
Steelers	36	5	317	8.8	21	0
Opponents	28	4	182	6.5	17	0

Kickoff Returns

	No.	Yds	Avg	Long	TD
Bohannon	14	329	23.5	57	0
Abercrombie	7	139	19.9	46	0
French	2	38	19.0	26	0
Sydor	2	37	18.5	20	0
Moser	1	18	18.0	18	0
Donnalley	1	8	8.0	8	0
Swann	1	0	0.0	0	0
Steelers	28	569	20.3	57	0
Opponents	36	821	22.8	39	0

Field Goals

	1/19	20-29	30-39	40-49	50+
Anderson	0/0	4/4	1/2	5/5	0/1
Steelers	0/0	4/4	1/2	5/5	0/1
Opponents	0/0	4/4	1/2	5/5	0/1

STEELERS 1981 (Won 8, Lost 8)

Schedule

Date	W-L	Score	Opponent	Attendance
9/6	L	37-33	Kansas City	53,305
9/10	L	30-10	at Miami	74,190
9/20	W	38-10	N.Y. Jets	52,973
9/27	W	27-21	New England	53,344
10/4	W	20-6	at New Orleans	64,578
10/11	W	13-7	Cleveland	53,255
10/18	L	34-7	at Cincinnati	57,090
10/26	W	26-13	Houston	52,732
11/1	L	17-14	San Francisco	52,878
11/8	L	24-21	at Seattle	59,058
11/15	W	34-20	at Atlanta	57,485
11/22	W	32-10	at Cleveland	77,958
11/29	W	24-0	L.A. Rams	51,854
12/7	L	30-27	at Oakland	51,769
12/13	L	17-10	Cincinnati	50,623
12/20	L	21-20	at Houston	41,056

Team Statistics

	Pittsburgh	Opponent
Total First Downs	318	323
Rushing	137	114
Passing	156	181
Penalty	25	28
3rd Down: Made/Att	83/203	90/231
3rd Down Pct.	40.9%	39.0%
Total Net Yards	5598	5652
Avg. Per Game	349.9	353.3
Total Plays	1042	1084
Avg. Per Play	5.4	5.2
Net Yards Rushing	2372	1869
Avg. Per Game	148.3	116.8
Total Rushes	554	500
Net Yards Passing	3226	3783
Avg. Per Game	201.6	236.4
Sacked/Yards Lost	27/231	40/325
Gross Yards	3457	4107
Attempts/Completions	461/247	542/302
Completion Pct.	53.6%	55.5%
Had Intercepted	19	30
Punts/Average	84/43.3	78/42.1
Net Punting Avg.	84/35.3	78/35.8
Penalties/Yards	97/840	112/960
Fumbles/Ball Lost	39/22	31/16
Touchdowns	47	35
Rushing	21	10
Passing	25	22
Returns	1	3

Score by Period

	Q1	Q2	Q3	Q4	OT	Pts
Steelers	90	97	84	79	6	356
Opponents	33	97	58	109	3	297

Passing

	Att	Cmp	Yds	Cmp%	TD	Int	Long	Sack/Lost	Rating
Bradshaw	370	201	2887	54.3%	22	14	90t	17/155	83.9
Malone	88	45	553	51.1%	3	5	30	10/76	58.6
Stout	3	1	17	33.3%	0	0	17	0/0	53.5
Steelers	461	247	3457	53.6%	25	19	90t	27/231	78.9
Opponents	544	302	4107	55.5%	22	30	73t	40/325	70.3

Scoring

	TD	Ru	Pa	Rt	PAT	FG	2Pt	Pts
Trout	0	0	0	0	0	38/46	12/17	0 74
Harris	9	8	1	0	0/0	0/0	0	54
Smith	7	0	7	0	0/0	0/0	0	42
Stallworth	5	0	5	0	0/0	0/0	0	30
Swann	5	0	5	0	0/0	0/0	0	30
Thornton	4	4	0	0	0/0	0/0	0	24
Cunningham	3	0	3	0	0/0	0/0	0	18
Malone	3	2	1	0	0/0	0/0	0	18
Pollard	2	2	0	0	0/0	0/0	0	12
Hawthorne	2	2	0	0	0/0	0/0	0	12
Bradshaw	2	2	0	0	0/0	0/0	0	12
Davis	1	1	0	0	0/0	0/0	0	6
Blount	1	0	1	0	0/0	0/0	0	6
Grossman	1	0	1	0	0/0	0/0	0	6
Pinney	1	0	1	0	0/0	0/0	0	6
Moser	1	0	1	0	0/0	0/0	0	6
Steelers	47	21	25	1	38/46	38/46	0	356
Opponents	34	10	22	3	33/35	18/33	0	291

Sacks: Dunn 8.0, Kohrs 5.5, Beasley 5.0, Greene 4.5, Banaszak 4.0, Greenwood 3.0, Goodman 3.0, Cole 2.5, Lambert 2.0, Winston 1.5, Woodruff 1.0

Steelers: 40.0, Opponents: 27.0

2-Pt. Conversions: Steelers 0-0, Opponents 0-0

Rushing

	No.	Yds	Avg	Long	TD
Harris	242	987	4.1	50	8
Pollard	123	570	4.6	29	2
Davis	47	270	5.7	28	1
Thornton	56	202	3.6	17t	4
Bradshaw	38	162	4.3	16	2
Malone	16	68	4.3	19	2
Hawthorne	25	58	2.3	16	2
Stallworth	1	17	17.0	17	0
Smith	1	15	15.0	15	0
Stout	3	11	3.7	10	0
Colquitt	1	8	8.0	8	0
Moser	1	4	4.0	4	0
Steelers	554	2372	4.3	50	21
Opponents	500	1869	3.7	60	10

Receiving

	No.	Yds	Avg	Long	TD
Stallworth	63	1098	17.4	55	5
Cunningham	41	574	14.0	30	3
Harris	37	250	6.8	26	1
Swann	34	505	14.9	44	5
Smith	29	571	19.7	46t	7
Pollard	19	156	8.2	26	0
Thornton	8	78	9.8	30	0
Davis	4	34	8.5	19	0
Hawthorne	4	23	5.8	12	0
Grossman	3	19	6.3	14t	1
Sweeney	2	53	26.5	32	0
Malone	1	90	90.0	90t	1
Moser	1	5	5.0	5t	1
Pinney	1	1	1.0	1t	1
Steelers	247	3457	14.0	90t	25
Opponents	302	4108	13.6	73t	22

Interceptions

	No.	Yds	Avg	Long	TD
Blount	6	106	17.7	50t	1
Lambert	6	76	12.7	31	0
Shell	5	52	10.4	25	0
Thomas	4	18	4.5	16	0
Washington	3	46	15.3	35	0
Johnson	2	8	4.0	8	0
Cole	1	29	29.0	29	0
Ham	1	23	23.0	23	0
Woodruff	1	17	17.0	17	0
Winston	1	1	1.0	1	0
Steelers	30	376	12.5	50t	1
Opponents	19	226	11.9	34	0

Punting

	No.	Yds	Avg	Net	TB	In	Lg	B
Colquitt	84	3641	43.3	35.3	16t	25	74	0
Steelers	84	3641	43.3	35.3	16	25	74	0
Opponents	78	3286	42.1	35.8	4	12	62	0

&Team Record

Punt Returns

	Ret	FC	Yds	Avg	Long	TD
Smith	30	1	204	6.8	28	0
Anderson	20	8	208	10.4	33	0
Steelers	50	9	412	8.2	33	0
Opponents	34	10	358	10.5	87t	2

Kickoff Returns

	No.	Yds	Avg	Long	TD
Anderson	37	825	22.3	35	0
Hawthorne	7	138	19.7	30	0
Moser	3	76	25.3	29	0
Dirden	3	45	15.0	18	0
Davis	1	8	8.0	8	0
Malone	1	3	3.0	3	0
Thornton	1	1	1.0	1	0
Steelers	53	1096	20.7	35	0
Opponents	52	1253	24.1	51	0

Field Goals

	1/19	20-29	30-39	40-49	50+
Trout	4/5	4/4	1/2	3/5	0/1
Steelers	4/5	4/4	1/2	3/5	0/1
Opponents	0/0	5/5	7/10	6/14	0/4

STEELERS 1980 (Won 9, Lost 7)

Schedule

Date	W-L	Score	Opponent	Attendance
9/7	W	31-17	Houston	54,386
9/14	W	20-17	at Baltimore	54,914
9/21	L	30-28	at Cincinnati	52,490
9/28	W	38-3	Chicago	53,987
10/5	W	23:07	at Minnesota	47,583
10/12	L	17-16	Cincinnati	53,668
10/20	L	45-34	Oakland	53,940
10/26	L	27-26	at Cleveland	79,095
11/2	W	22-20	Green Bay	52,165
11/9	W	24-21	at Tampa Bay	71,636
11/16	W	16-13	Cleveland	54,563
11/23	L	28-13	at Buffalo	79,659
11/30	W	23-10	Miami	51,384
12/4	L	6-0	at Houston	53,960
12/14	W	21-16	Kansas City	50,013
12/22	L	26-17	at San Diego	51,785

Team Statistics

	Pittsburgh	Opponent
Total First Downs	308	302
Rushing	111	101
Passing	177	171
Penalty	20	30
3rd Down: Made/Att	101/224	94/232
3rd Down Pct.	45.1%	40.5%
Total Net Yards	5554	5134
Avg. Per Game	347.1	320.9
Total Plays	1033	1036
Avg. Per Play	5.4	5.0
Net Yards Rushing	1986	1762
Avg. Per Game	124.1	110.1
Total Rushes	512	486
Net Yards Passing	3568	3372
Avg. Per Game	223.0	210.8
Sacked/Yards Lost	18/145	37/264
Gross Yards	3832	3517
Attempts/Completions	484/250	532/280
Completion Pct.	51.7%	52.6%
Had Intercepted	24	26
Punts/Average	66/40.2	73/40.7
Penalties/Yards	111/933	93/806
Fumbles/Ball Lost	38/18	23/14
Touchdowns	42	37
Rushing	15	9
Passing	26	25
Returns	1	3

Score by Period

	Q1	Q2	Q3	Q4	OT	Pts
Steelers	79	115	76	82	0	352
Opponents	57	91	81	84	0	313

Passing

	Att	Cmp	Yds	Cmp%	TD	Int	Long	Sack/Lost	Rating
Bradshaw	424	218	218	51.4%	24	22	68†	33/245	75.0
Stout	60	32	493	53.3%	2	2	72	4/19	78.0
Steelers	484	250	3832	51.7%	26	24	72	37/264	75.4
Opponents	532	280	3517	52.6%	25	26	69†	18/145	68.8

Scoring

	TD	Ru	Pa	Rt	PAT	FG	2Pt	Pts
Bahr	0	0	0	0	39/42	19/28	0	96
Smith	9	0	9	0	0/0	0/0	0	54
Swann	7	0	7	0	0/0	0/0	0	42
Harris	6	4	2	0	0/0	0/0	0	36
Hawthorne	4	4	0	0	0/0	0/0	0	24
Thornton	4	3	1	0	0/0	0/0	0	24
Bradshaw	2	2	0	0	0/0	0/0	0	12
Bell	2	0	2	0	0/0	0/0	0	12
Bleier	2	1	1	0	0/0	0/0	0	12
Cunningham	2	0	2	0	0/0	0/0	0	12
Stallworth	1	0	1	0	0/0	0/0	0	6
Sweeney	1	0	1	0	0/0	0/0	0	6
Davis	1	1	0	0	0/0	0/0	0	6
Winston	1	0	0	1	0/0	0/0	0	6
Steelers	42	15	1	1	39/42	19/28	0	352
Opponents	37	9	3	3	34/37	19/29	0	313

Sacks: Greenwood 5.0, Greene 3.5, Furness 3.5, Banaszak 2.5, Beasley 1.0, Cole 1.0, Ham 1.0, Dunn 0.5

Steelers: 18.0, Opponents: 37.0

Rushing

	No.	Yds	Avg	Long	TD
Harris	208	789	3.8	26	4
Bleier	78	340	4.4	19	1
Thornton	78	325	4.2	28	3
Hawthorne	63	226	3.6	15	4
Davis	33	132	4.0	12	1
Bradshaw	36	111	3.1	18	2
Stout	9	35	3.9	12	0
Colquitt	1	17	17.0	17	0
Pollard	4	16	4.0	12	0
Smith	1	-1	-1.0	-1	0
Swann	1	-4	-4.0	-4	0
Steelers	512	1986	3.9	28	15
Opponents	486	1762	3.6	37	9

Receiving

	No.	Yds	Avg	Long	TD
Swann	44	710	16.1	68†	7
Smith	37	711	19.2	45†	9
Harris	30	196	6.5	31	2
Bell	29	748	25.8	72	2
Grossman	23	293	12.7	35	0
Bleier	21	174	8.3	17	1
Cunningham	18	232	12.9	35	2
Thornton	15	131	8.7	29†	1
Sweeney	12	282	23.5	34	1
Hawthorne	12	158	13.2	33	0
Stallworth	9	197	21.9	50†	1
Steelers	250	3832	15.3	72	26
Opponents	280	3517	12.6	69†	25

Interceptions

	No.	Yds	Avg	Long	TD
Shell	7	135	19.3	67	0
Wagner	6	27	4.5	6	0
Blount	4	28	7.0	17	0
Ham	2	16	8.0	15	0
Lambert	2	1	0.5	1	0
Thomas	2	0	0.0	0	0
Cole	1	34	34.0	34	0
Johnson	1	19	19.0	19	0
Woodruff	1	0	0.0	0	0
Steelers	26	260	10.0	67	0
Opponents	24	226	9.4	36	2

Punting

	No.	Yds	Avg	TB	In	Lg	B
Colquitt	61	2483	40.7	5	13	54	0
Bradshaw	5	173	34.6	0	0	44	0
Steelers	66	2656	40.2	5	13	54	0
Opponents	73	2970	40.7	10	18	61	1

Punt Returns

	Ret	FC	Yds	Avg	Long	TD
Bell	34	6	339	10.0	27	0
Smith	7	0	28	4.0	11	0
Cobb	3	0	19	6.3	13	0
Pollard	1	0	5	5.0	5	0
Steelers	45	6	391	8.7	27	0
Opponents	34	6	217	6.4	33	0

Kickoff Returns

	No.	Yds	Avg	Long	TD
Pollard	22	494	22.5	34	0
Anderson	14	379	27.1	63	0
Hawthorne	9	169	18.8	36	0
Davis	9	160	17.7	24	0
Bell	3	50	16.7	21	0
Sweeney	3	42	14.0	25	0
Cobb	1	19	19.0	19	0
Thornton	1	15	15.0	15	0
Winston	1	13	13.0	13	0
Blount	1	9	9.0	9	0
Valentine	1	0	0	0	0
Steelers	65	1,350	20.8	63	0
Opponents	68	1339	19.7	41	0

Field Goals

	1/19	20-29	30-39	40-49	50+
Bahr	2/2	8/9	7/10	2/6	0/1
Steelers	2/2	8/9	7/10	2/6	0/1
Opponents	0/0	8/9	7/11	3/6	1/3

STEELERS 1979 (Won 12, Lost 4)

Schedule

Date	W-L	Score	Opponent	Attendance
9/3	W	16-13/OT	at New England	60,978
9/9	W	38-7	Houston	49,792
9/16	W	24-21	at St. Louis	50,416
9/23	W	17-13	Baltimore	49,483
9/30	L	17-14	at Philadelphia	70,352
10/7	W	51-35	at Cleveland	81,260
10/14	L	34-10	at Cincinnati	52,381
10/22	W	42-7	Denver	49,699
10/28	W	14-3	Dallas	50,199
11/4	W	38-7	Washington	49,462
11/11	W	30-3	at Kansas City	70,132
11/18	L	35-7	at San Diego	51,910
11/25	W	33-30/OT	Cleveland	48,773
12/2	W	37-17	Cincinnati	46,521
12/10	L	20-17	at Houston	55,923
12/16	W	28-0	Buffalo	48,002

Team Statistics

	Pittsburgh	Opponent
Total First Downs	337	260
Rushing	141	95
Passing	179	135
Penalty	17	30
3rd Down: Made/Att	106/245	76/247
3rd Down Pct.	43.2%	30.8%
Total Net Yards	6258	4270
Avg. Per Game	391.1	266.9
Total Plays	1080	1035
Avg. Per Play	5.8	4.1
Net Yards Rushing	2603	1709
Avg. Per Game	162.7	106.8
Total Rushes	561	506
Net Yards Passing	3655	2561
Avg. Per Game	228.4	160.1
Sacked/Yards Lost	27/222	49/351
Gross Yards	3877	2912
Attempts/Completions	492/272	480/226
Completion Pct.	55.3%	47.1%
Had Intercepted	26	27
Punts/Average	68/40.2	100/40.0
Penalties/Yards	108/866	95/744
Fumbles/Ball Lost	47/26	32/15
Touchdowns	52	31
Rushing	25	9
Passing	26	19
Returns	1	3

Score by Period

	Q1	Q2	Q3	Q4	OT	Pts
Steelers	89	114	62	145	6	416
Opponents	57	104	53	48	0	262

Passing

	Att	Cmp	Yds	Cmp%	TD	Int	Long	Sack/Lost	Rating
Bradshaw	472	259	3724	54.9%	26	25	65t	24/196	77.0
Kruczek	20	13	153	65.0%	0	1	31	3/26	67.3
Steelers	492	272	3877	55.3%	26	26	65t	27/222	76.6
Opponents	480	226	2912	47.1%	19	27	64t	49/351	56.4

Scoring

	TD	Ru	Pa	Rt	PAT	FG	2Pt	Pts
Bahr	0	0	0	0	508/52	18/30	0	104
Harris	12	11	1	0	0/0	0/0	0	72
Thornton	10	6	4	0	0/0	0/0	0	60
Stallworth	8	0	8	0	0/0	0/0	0	48
Swann	6	1	5	0	0/0	0/0	0	36
Cunningham	4	0	4	0	0/0	0/0	0	24
Bleier	4	4	0	0	0/0	0/0	0	24
Smith	2	0	2	0	0/0	0/0	0	12
Hawthorne	1	1	0	0	0/0	0/0	0	6
Winston	1	0	0	1	0/0	0/0	0	6
A. Anderson	1	1	0	0	0/0	0/0	0	6
Grossman	1	0	0	1	0/0	0/0	0	6
Moser	1	1	0	0	0/0	0/0	0	6
Brown	1	0	1	0	0/0	0/0	0	6
Steelers	52	25	26	1	50/52	18/30	0	416
Opponents	31	9	19	3	28/31	16/26	0	262

Sacks: Greenwood 7.0, Furness 7.0, Banaszak 5.5, Ham 5.0, Dunn 5.0, Greene 5.0, Shell 4.0, Lambert 3.5, Cole 2.5, Beasley 1.0, Winston 1.0, Toews 1.0, White 1.0, Valentine 0.5

Steel-ers: 49.0, Opponents: 27.0

&Team Record

Rushing

	No.	Yds	Avg	Long	TD
Harris	267	1186	4.4	71t	11
Thornton	118	585	5.0	75	6
Bleier	92	454	4.7	70t	4
Hawthorne	28	123	4.4	19	1
A. Anderson	18	118	6.6	31	1
Bradshaw	21	83	4.0	28	0
Moser	11	33	3.0	8	1
Kruczek	4	20	5.0	22	0
Smith	1	12	12.0	12	0
Swann	1	9	9.0	9t	1
Steelers	561	2603	4.6	75	25
Opponents	506	1709	3.4	34	9

Receiving

	No.	Yds	Avg	Long	TD
Stallworth	70	1183	16.9	65t	8
Swann	41	808	19.7	65	5
Cunningham	36	512	14.2	41	4
Harris	36	291	8.1	21	1
Bleier	31	277	8.9	28	0
Smith	17	243	14.3	25	2
Thornton	16	231	14.4	32	4
Grossman	12	217	18.1	54	1
Hawthorne	8	47	5.9	17	0
Bell	3	61	20.3	31	0
Moser	1	6	6.0	6	0
Brown	1	1	1.0	1t	1
Steelers	272	3877	14.3	65t	26
Opponents	226	3912	12.9	64t	19

Interceptions

	No.	Yds	Avg	Long	TD
Lambert	6	29	4.8	23	0
Shell	5	10	2.0	8	0
Wagner	4	31	7.8	19	0
Winston	3	48	16.0	41t	1
Blount	3	1	0.3	1	0
Ham	2	8	4.0	6	0
Woodruff	1	31	31.0	31	0
Johnson	1	20	20.0	20	0
L. Anderson	1	19	19.0	19	0
Banaszak	1	3	3.0	3	0
Steelers	27	200	7.4	41t	1
Opponents	26	401	15.4	77t	1

Punting

	No.	Yds	Avg	TB	In	Lg	B
Colquitt	68	2733	40.2	8	19	61	0
Steelers	68	2733	40.2	8	19	61	0
Opponents	100	3995	40.0	6	23	59	0

Punt Returns

	Ret	FC	Yds	Avg	Long	TD
Bell	45	7	378	8.4	27	0
Smith	16	1	146	9.1	38	0
Woodruff	1	0	0	0.0	0	0
Swann	1	3	-1	-1.0	-1	0
Steelers	63	11	523	8.3	38	0
Opponents	31	10	276	8.9	68	0

Kickoff Returns

	No.	Yds	Avg	Long	TD
L. Anderson	34	732	21.5	44	0
A. Anderson	13	200	15.4	26	0
Hawthorne	2	46	23.0	23	0
Moser	1	6	6.0	6	0
Cole	1	3	3.0	3	0
Steelers	51	987	19.4	44	0
Opponents	81	1668	20.6	38	0

Field Goals

	1/19	20-29	30-39	40-49	50+
Bahr	0/0	6/6	6/11	6/12	0/1
Steelers	0/0	6/6	6/11	6/12	0/1
Opponents	0/0	7/8	5/8	4/9	0/1

STEELERS 1978 (Won 14, Lost 2)

Schedule

Date	W-L	Score	Opponent	Attendance
9/3	W	28-17	at Buffalo	64,147
9/10	W	21-10	at Buffalo	48,277
9/17	W	28-3	at Cincinnati	50,260
9/24	W	15-9/OT	Cleveland	49,513
10/1	W	28-17	at N.Y. Jets	52,058
10/8	W	31-7	Atlanta	48,202
10/15	W	34-14	at Cleveland	81,302
10/23	L	24-17	Houston	48,021
10/29	W	27-24	Kansas City	48,185
11/5	W	20-14	New Orleans	48,525
11/12	L	10-7	at L.A. Rams	63,089
11/19	W	7-6	Cincinnati	47,578
11/27	W	24-7	at San Francisco	51,657
12/3	W	13-3	at Houston	54,267
12/9	W	35-13	Baltimore	41,957
12/16	W	21-17	at Denver	74,104

Team Statistics

	Pittsburgh	Opponent
Total First Downs	316	264
Rushing	133	105
Passing	149	119
Penalty	34	40
3rd Down: Made/Att	112/233	90/231
3rd Down Pct.	48.1%	39.0%
Total Net Yards	4987	4168
Avg. Per Game	311.7	260.5
Total Plays	1046	999
Avg. Per Play	4.8	4.2
Net Yards Rushing	2297	1774
Avg. Per Game	143.6	110.6
Total Rushes	641	513
Net Yards Passing	2690	2394
Avg. Per Game	168.1	149.6
Sacked/Yards Lost	25/271	44/361
Gross Yards	2961	2755
Attempts/Completions	380/212	442/221
Completion Pct.	55.8%	50.0%
Had Intercepted	22	27
Punts/Average	66/40.0	82/39.4
Penalties/Yards	108/943	106/954
Fumbles/Ball Lost	35/17	33/21
Touchdowns	46	22
Rushing	16	11
Passing	28	10
Returns	2	1

Score by Period

	Q1	Q2	Q3	Q4	OT	Pts
Steelers	63	135	76	79	6	356
Opponents	6	63	57	62	0	195

Passing

	Att	Cmp	Yds	Cmp%	TD	Int	Long	Sack/Lost	Rating
Bradshaw	368	207	2915	56.3%	28	20	70	21/222	84.8
Kruczek	11	5	46	45.5%	0	2	21	4/49	17.8
Harris	1	0	0	0.0%	0	0	0	0/0	39.6
Steelers	380	212	2961	55.8%	28	22	70	25/271	81.6
Opponents	442	221	2755	50.0%	10	27	49	44/361	52.0

Scoring

	TD	Ru	Pa	Rt	PAT	FG	2Pt	Pts
Gerela	0	0	0	0	44/45	12/26	0	80
Swann	11	0	11	0	0/0	0/0	0	66
Stallworth	9	0	9	0	0/0	0/0	0	54
Harris	8	8	0	0	0/0	0/0	0	48
Bleier	6	5	1	0	0/0	0/0	0	36
Thornton	3	2	1	0	0/0	0/0	0	18
Cunningham	2	0	2	0	0/0	0/0	0	12
Smith	2	0	2	0	0/0	0/0	0	12
Bradshaw	1	0	0	0	0/0	0/0	0	6
Bell	1	0	1	0	0/0	0/0	0	6
L. Anderson	1	0	0	1	0/0	0/0	0	6
Shell	1	0	0	1	0/0	0/0	0	6
Smith	1	0	1	0	0/0	0/0	0	6
Grossman	1	0	1	0	0/0	0/0	0	6
Steelers	46	16	28	2	44/45	12/26	0	356
Opponents	22	11	10	1	21/22	14/26	0	195

Sacks: Greenwood 8.5, Greene 4.5, Ham 4.0, Dunn 4.0, Toews 3.5, Lambert 3.5, Shell 3.0, Cole 3.0, Banaszak 3.0, White 2.0, Wagner 2.0, Beasley 1.0, Oldham 1.0, Winston 1.0

Steelers: 44.0, Opponents: 25.0

Rushing

	No.	Yds	Avg	Long	TD
Harris	310	1082	3.5	37	8
Bleier	165	633	3.8	24	5
Thornton	71	264	3.7	27	2
Moser	42	153	3.6	15	0
Bradshaw	32	93	2.9	17	1
Deloplainie	11	49	4.5	19	0
Maxson	4	9	2.3	7	0
Swann	1	7	7.0	7	0
Kruczek	5	7	1.4	8	0
Steelers	641	2297	3.6	37	16
Opponents	513	1774	3.5	30	11

Receiving

	No.	Yds	Avg	Long	TD
Swann	61	880	14.1	62	11
Stallworth	41	798	19.5	70	9
Grossman	37	448	12.1	26	1
Harris	22	144	6.5	15	0
Bleier	17	168	9.9	32	1
Cunningham	16	321	20.1	48	2
Smith	6	83	13.8	29	2
Bell	6	53	8.8	15	1
Thornton	5	66	13.2	24	1
Moser	1	-1	-1.0	-1	0
Bradshaw	0	1	-	1	0
Steelers	212	2961	14.0	70	28
Opponents	221	2755	12.5	49	10

Interceptions

	No.	Yds	Avg	Long	TD
Dungy	6	95	15.8	65	0
Blount	4	55	13.8	35	0
Lambert	4	41	10.3	24	0
Johnson	4	24	6.0	21	0
Shell	3	21	7.0	20	0
Ham	3	7	2.3	7	0
Wagner	2	34	17.0	20	0
Toews	1	12	12.0	12	0
Steelers	27	289	10.7	65	0
Opponents	22	212	9.6	31	0

Punting

	No.	Yds	Avg	TB	In	Lg	B
Colquitt	66	2642	40.0	4	14	58	0
Steelers	66	2642	40.0	4	14	58	0
Opponents	82	3228	39.4	6	18	60	1

Punt Returns

	Ret	FC	Yds	Avg	Long	TD
Bell	21	2	152	7.2	18	0
Reutershan	20	0	148	7.4	18	0
Smith	9	0	65	7.2	13	0
Terry	7	0	80	11.4	24	0
Shell	1	0	6	6.0	6	0
Steelers	58	2	451	7.8	24	0
Opponents	38	9	239	6.3	42	0

Kickoff Returns

	No.	Yds	Avg	Long	TD
L. Anderson	37	930	25.1	95	1
Maxson	2	33	16.5	21	0
Thornton	1	37	37.0	37	0
Deloplainie	1	19	19.0	19	0
Smith	1	16	16.0	16	0
Moser	1	8	8.0	8	0
Mullins	1	0	0.0	0	0
Steelers	44	1043	23.7	95	1
Opponents	60	1336	22.3	40	0

Field Goals

	1/19	20-29	30-39	40-49	50+
Bahr	2/2	8/9	7/10	2/6	0/1
Steelers	2/2	8/9	7/10	2/6	0/1
Opponents	0/0	8/9	7/11	3/6	1/3

STEELERS 1977 (Won 9, Lost 5)

Schedule

Date	W-L	Score	Opponent	Attendance
9/19	W	27-0	San Francisco	48,046
9/25	L	16-7	Oakland	50,398
10/2	W	28-14	at Cleveland	80,588
10/9	L	27-10	at Houston	49,226
10/17	W	20-14	Cincinnati	47,950
10/23	W	27-10	Houston	48,517
10/30	L	31-21	at Baltimore	60,225
11/6	L	21-7	at Denver	74,967
11/13	W	35-31	Cleveland	47,055
11/20	W	28-13	Dallas	49,761
11/27	W	23-20	at N.Y. Jets	47,385
12/4	W	30-20	Seattle	45,429
12/10	L	17-10	at Cincinnati	36,133
12/18	W	10-9	at San Diego	50,727

Team Statistics

	Pittsburgh	Opponent
Total First Downs	266	228
Rushing	122	80
Passing	124	112
Penalty	20	36
3rd Down: Made/Att	65/201	64/188
3rd Down Pct.	32.3%	34.0%
Total Net Yards	4645	3692
Avg. Per Game	331.8	263.7
Total Plays	949	882
Avg. Per Play	4.9	4.2
Net Yards Rushing	2258	1723
Avg. Per Game	161.3	123.1
Total Rushes	581	493
Net Yards Passing	2387	1969
Avg. Per Game	170.5	140.6
Sacked/Yards Lost	27/245	32/285
Gross Yards	2632	2254
Attempts/Completions	341/173	357/157
Completion Pct.	50.7%	44.0%
Had Intercepted	21	31
Punts/Average	73/36.3	79/40.3
Penalties/Yards	122/973	82/784
Fumbles/Ball Lost	41/28	28/13
Touchdowns	37	29
Rushing	20	9
Passing	17	16
Returns	0	4

Score by Period

	Q1	Q2	Q3	Q4	OT	Pts
Steelers	30	109	47	97	0	283
Opponents	59	71	44	69	0	243

Passing

	Att	Cmp	Yds	Cmp%	TD	Int	Long	Sack/Lost	Rating
Bradshaw	314	162	2523	51.6%	17	19	65t	26/235	71.2
Graff	12	6	47	50.0%	0	21	1/10		20.5
Duney	8	3	43	37.5%	0	2	18	0/0	16.1
Kruczek	7	2	19	28.6%	0	0	13	0/0	39.6
Steelers	341	173	2632	50.7%	17	21	65t	27/245	67.3
Opponents	357	157	2254	43.9%	16	31	65t	32/285	43.7

Scoring

	TD	Ru	Pa	Rt	PAT	FG	2Pt	Pts
Harris	11	11	0	0	0/0	0/0	0	66
Gerela	0	0	0	0	34/37	9/14	0	61
Stallworth	7	0	7	0	0/0	0/0	0	42
Swann	7	0	7	0	0/0	0/0	0	42
Bleier	4	4	0	0	0/0	0/0	0	24
Bradshaw	3	3	0	0	0/0	0/0	0	18
Cunningham	2	0	2	0	0/0	0/0	0	12
Thornton	2	2	0	1	0/0	0/0	0	12
Lewis	1	0	1	0	0/0	0/0	0	6
Steelers	37	20	17	0	34/37	9/14	0	283
Opponents	29	9	16	4	27/29	14/22	0	243

Sacks: Furness 8.5, White 6.5, Holmes 4.5, Greene 4.0, Greenwood 2.5, Banaszak 2.5, Cole 1.5, Ham 1.0, Toews 1.0
Steelers: 32.0, Opponents: 27.0

Rushing

	No.	Yds	Avg	Long	TD
Harris	300	1162	3.9	61t	11
Bleier	135	465	3.4	16	4
Harrison	36	175	4.9	33	0
Bradshaw	31	171	5.5	26	3
Thornton	27	103	3.8	18	2
Maxson	18	56	3.1	8	0
L. Smith	14	55	3.9	16	0
Stallworth	6	47	7.8	15	0
Swann	2	6	3.0	14	0
Duney	3	8	2.7	6	0
Deloplainé	2	7	3.5	5	0
Graff	5	3	0.6	4	0
Kruczek	1	0	0.0	0	0
Walden	1	0	0.0	0	0
Steelers	581	2258	3.9	61t	20
Opponents	493	1723	3.5	39	9

Receiving

	No.	Yds	Avg	Long	TD
Swann	50	789	15.8	47	7
Stallworth	44	784	17.8	49t	7
Cunningham	20	347	17.4	43t	2
Bleier	18	161	8.9	30	0
Lewis	11	263	23.9	65t	1
Harrison	11	62	5.6	15	0
Maxson	5	70	14.0	34	0
Grossman	5	57	11.4	20	0
J. Smith	4	80	20.0	26	0
Harrison	3	11	3.7	7	0
Thornton	1	5	5.0	5	0
Pough	1	3	3.0	3	0
Steelers	173	2632	15.2	65t	17
Opponents	157	2254	14.4	65t	16

Interceptions

	No.	Yds	Avg	Long	TD
Blount	6	65	10.8	37	0
Allen	5	76	15.2	48	0
Ham	4	17	4.3	9	0
Edwards	3	116	38.7	51	0
Duney	3	37	12.3	29	0
Shell	3	14	4.7	8	0
White	2	27	13.5	19	0
Thomas	2	10	5.0	12	0
Winston	2	7	3.5	7	0
Lambert	1	5	5.0	5	0
Steelers	31	374	12.1	51	0
Opponents	21	299	14.2	47t	1

Punting

	No.	Yds	Avg	TB	In	Lg	B
Walden	67	2482	37.0	5	13	65	0
Engles	5	169	33.8	0	1	48	0
Steelers	72	2651	36.8	5	14	65	1
Opponents	79	3180	40.3	7	15	63	0

Punt Returns

	Ret	FC	Yds	Avg	Long	TD
J. Smith	36	0	294	8.2	30	0
Swann	9	0	88	9.8	31	0
Deloplainé	1	0	7	7.0	7	0
Steelers	46	0	389	8.5	31	0
Opponents	34	11	380	11.2	87t	1

Kickoff Returns

	No.	Yds	Avg	Long	TD
J. Smith	16	381	23.8	37	0
L. Smith	16	365	22.8	33	0
Pough	7	106	15.1	22	0
Maxson	5	120	24.0	43	0
Deloplainé	1	18	18.0	18	0
Steelers	45	990	22.0	43	0
Opponents	48	1080	22.5	48	0

Field Goals

	1/19	20-29	30-39	40-49	50+
Gerela	0/0	4/5	2/2	3/6	0/1
Steelers	0/0	4/5	2/2	3/6	0/1
Opponents	1/1	6/8	2/4	5/8	0/1

STEELERS 1976 (Won 10, Lost 4)

Schedule

Date	W-L	Score	Opponent	Attendance
9/12	L	31-28	at Oakland	51,371
9/19	W	31-14	Cleveland	49,169
9/26	L	30-27	New England	47,379
10/4	L	17-6	at Minnesota	47,809
10/10	L	18-16	at Cleveland	76,411
10/17	W	23-6	Cincinnati	48,311
10/24	W	27-0	at N.Y. Giants	69,783
10/31	W	23-0	San Diego	45,484
11/7	W	45-0	at Kansas City	71,516
11/14	W	14-3	Miami	48,945
11/21	W	32-16	Houston	47,947
11/28	W	7-9	at Cincinnati	55,142
12/5	W	42-0	Tampa Bay	43,385
12/11	W	21-0	at Houston	44,743

Team Statistics

	Pittsburgh	Opponent
Total First Downs	271	182
Rushing	163	68
Passing	94	96
Penalty	14	17
3rd Down: Made/Att	61/204	61/210
3rd Down Pct.	38.9%	29.0%
Total Net Yards	4637	3322
Avg. Per Game	331.2	237.3
Total Plays	957	866
Avg. Per Play	4.8	3.8
Net Yards Rushing	2971	1457
Avg. Per Game	212.2	104.1
Total Rushes	653	452
Net Yards Passing	1666	1865
Avg. Per Game	119.0	133.2
Sacked/Yards Lost	27/269	41/313
Gross Yards	1935	2178
Attempts/Completions	277/143	373/158
Completion Pct.	51.6%	42.4%
Had Intercepted	12	22
Punts/Average	76/39.2	94/37.4
Penalties/Yards	111/836	80/637
Fumbles/Ball Lost	40/19	42/24
Touchdowns	43	14
Rushing	33	5
Passing	10	9
Returns	0	0

Score by Period

	Q1	Q2	Q3	Q4	OT	Pts
Steelers	37	57	69	116	0	279
Opponents	15	44	36	43	0	138

Passing

	Att	Cmp	Yds	Cmp%	TD	Int	Long	Sack/Lost	Rating
Bradshaw	192	92	1177	47.9%	10	9	50	16/64	65.3
Kruczek	85	51	758	60.0%	0	3	64	11/105	74.7
Steelers	277	143	1935	51.6%	10	12	64	27/269	68.2
Opponents	373	158	2178	42.4%	9	22	69†	41/313	45.2

Scoring

	TD	Ru	Pa	Rt	PAT	FG	2Pt	Pts
Harris	14	148	0	0	0/0	0/0	0	84
Gerela	0	0	0	0	40/43	14/26	0	82
Bleier	5	5	0	0	0/0	0/0	0	30
Harrison	4	4	0	0	0/0	0/0	0	24
Stallworth	3	1	2	0	0/0	0/0	0	18
Bradshaw	3	3	0	0	0/0	0/0	0	18
Swann	3	0	3	0	0/0	0/0	0	18
Lewis	2	1	1	0	0/0	0/0	0	12
Deloplainé	2	2	0	0	0/0	0/0	0	12
Kruczek	2	2	0	0	0/0	0/0	0	12
Bell	1	0	1	0	0/0	0/0	0	6
Grossman	1	0	1	0	0/0	0/0	0	6
Cunningham	1	0	1	0	0/0	0/0	0	6
Pough	1	0	1	0	0/0	0/0	0	6
Fuqua	1	0	0	0	0/0	0/0	0	6
Toews	0	0	0	0	0/0	0/0	1	2
Steelers	43	33	10	0	40/43	14/26	1	342
Opponents	14	5	9	0	12/14	14/24	0	138

Sacks: Greene 6.0, Ham 4.5, Greenwood 4.5, Holmes 4.0, Lambert 3.5, White 3.0, Russell 3.0, Banaszak, 3.0, Toews 2.5, Furness 2.5, Wagner 2.0, Shell 1.5, Allen 0.5, Edwards 0.5

Steelers: 41.0, Opponents: 27.0

& Team Record

Rushing

	No.	Yds	Avg	Long	TD
Harris	289	1128	3.9	30	14&
Bleier	220	1036	4.7	28	5
Harrison	54	235	4.4	27	4
Bradshaw	31	219	7.1	17	3
Kruczek	18	106	5.9	22†	2
Deloplainé	17	91	5.4	19	2
Fuqua	15	63	4.2	12	1
Lewis	2	24	12.0	16†	1
Pough	2	8	4.0	6	0
Walden	3	7	2.3	7	0
Bell	1	5	5.0	5	0
Swann	1	2	2.0	2	0
Stallworth	0	47	47.0	47†	1
Steelers	653	2971	4.5	47†	33
Opponents	452	1457	3.2	30	5

& Team Record

Receiving

	No.	Yds	Avg	Long	TD
Swann	28	516	18.4	47	3
Bleier	24	294	12.3	32	0
Harris	23	151	6.6	39	0
Lewis	17	306	18.0	64	1
Grossman	15	181	12.1	35	1
Stallworth	9	111	12.3	25	2
Pough	8	161	20.1	50	1
Brown	7	97	13.9	35	0
Cunningham	5	49	9.8	20	1
Bell	3	43	14.3	19	1
Harrison	2	19	9.5	10	0
Fuqua	1	4	4.0	4	0
Deloplainé	1	3	3.0	3	0
Steelers	143	1935	13.5	64	10
Opponents	158	2178	13.8	69†	9

Interceptions

	No.	Yds	Avg	Long	TD
Edwards	6	95	15.8	55	0
Blount	6	75	12.5	28	0
Thomas	2	43	21.5	38	0
Lambert	2	32	16.0	22	0
Ham	2	13	6.5	13	0
Wagner	2	0	0.0	0	0
Shell	1	4	4.0	4	0
Russell	1	0	0.0	0	0
Steelers	22	262	11.9	55	0
Opponents	12	106	8.8	30	0

Punting

	No.	Yds	Avg	TB	In	Lg	B
Walden	76	2982	39.2	13	33	58	1
Steelers	76	2982	39.2	13	33	58	1
Opponents	94	3513	37.4	4	11	63	1

Punt Returns

	Ret	FC	Yds	Avg	Long	TD
Bell	39	2	390	10.0	35	0
Deloplainé	17	0	150	8.8	36	0
Fuqua	11	0	77	7.0	13	0
Swann	3	0	11	3.8	7	0
Edwards	1	0	8	8.0	8	0
Steelers	71	2	636	9.0	36	0
Opponents	36	0	206	5.7	32	0

Kickoff Returns

	No.	Yds	Avg	Long	TD
Pough	18	369	20.5	29	0
Deloplainé	17	385	22.6	39	0
Fuqua	4	75	18.8	26	0
Harrison	1	26	26.0	26	0
Clack	1	0	0.0	0	0
Steelers	41	855	20.9	39	0
Opponents	61	1284	21.0	47	0

Field Goals

	1/19	20-29	30-39	40-49	50+
Gerela	1/1	3/7	6/10	4/7	0/1
Steelers	1/1	3/7	6/10	4/7	0/1
Opponents	1/1	4/5	0/2	8/13	1/3

STEELERS 1975 (Won 12, Lost 2)

Schedule

Date	W-L	Score	Opponent	Attendance
9/21	W	37-0	at San Diego	37,987
9/28	L	30-21	Buffalo	49,248
10/5	W	42-6	at Cleveland	73,595
10/12	W	20-9	Denver	49,164
10/19	W	34-3	Chicago	47,579
10/26	W	16-13	at Green Bay	52,815
11/2	W	30-24	at Cincinnati	58,418
11/9	W	24-17	Houston	49,460
11/16	W	28-3	Kansas City	48,803
11/24	W	32-9	at Houston	49,947
11/30	W	20-7	at N.Y. Jets	52,618
12/7	W	31-17	Cleveland	47,962
12/13	W	35-14	Cincinnati	48,889
12/20	L	10-3	at L.A. Rams	69,389

Team Statistics

	Pittsburgh	Opponent
Total First Downs	288	214
Rushing	149	91
Passing	125	97
Penalty	14	26
3rd Down: Made/Att	92/205	79/216
3rd Down Pct.	44.9%	36.6%
Total Net Yards	4887	3661
Avg. Per Game	349.1	261.5
Total Plays	949	870
Avg. Per Play	5.1	4.2
Net Yards Rushing	2633	1825
Avg. Per Game	188.1	130.4
Total Rushes	581	431
Net Yards Passing	2254	1836
Avg. Per Game	161.0	131.1
Sacked/Yards Lost	31/290	43/358
Gross Yards	2544	2194
Attempts/Completions	337/191	369/183
Completion Pct.	56.7%	46.2%
Had Intercepted	27	12
Punts/Average	69/39.4	90/40.1
Penalties/Yards	89/756	85/700
Fumbles/Ball Lost	34/23	22/10
Touchdowns	46	19
Rushing	22	8
Passing	21	9
Returns	3	2

Score by Period

	Q1	Q2	Q3	Q4	OT	Pts
Steelers	63	118	81	111	0	373
Opponents	9	62	23	68	0	162

Passing

	Att	Cmp	Yds	Cmp%	TD	Int	Long	Sack/Lost	Rating
Bradshaw	286	165	2055	57.7%	18	9	59	31/290	88.2
Gilliam	48	24	450	50.0%	3	3	53	0/0	77.6
Walden	3	2	39	66.7%	0	0	20	0/0	109.7
Steelers	337	191	2544	56.7%	21	12	59	31/290	86.5
Opponents	396	183	2194	46.2%	9	27	51	43/358	43.0

Scoring

	TD	Ru	Pa	Rt	PAT	FG	2Pt	Pts
Gerela	0	0	0	0	44/46	17/21	0	95
Swann	11	0	11	0	0/0	0/0	0	66
Harris	11	10	1	0	0/0	0/0	0	66
Collier	4	3	0	1	0/0	0/0	0	24
Stallworth	4	0	4	0	0/0	0/0	0	24
Harrison	3	3	0	0	0/0	0/0	0	18
Bradshaw	3	3	0	0	0/0	0/0	0	18
Bleier	2	2	0	0	0/0	0/0	0	12
Lewis	2	0	2	0	0/0	0/0	0	12
Mullins	1	0	0	1	0/0	0/0	0	6
Grossman	1	0	1	0	0/0	0/0	0	6
Garrett	1	0	1	0	0/0	0/0	0	6
L. Brown	1	0	1	0	0/0	0/0	0	6
Fuqua	1	1	0	0	0/0	0/0	0	6
Thomas	1	0	0	1	0/0	0/0	0	6
White	0	0	0	0	0/0	0/0	1	2
Steelers	46	22	21	3	44/46	17/21	1	373
Opponents	19	8	9	2	15/19	11/18	0	162

Sacks: Holmes 8.5, White 7.5, Furness 6.5, Furness 6.0, Greene 3.0, Ham 3.0, Russell 3.0, Toews 2.5, Banaszak 2.0, Lambert 1.0

Steelers: 43.0, Opponents: 31.0

Rushing

	No.	Yds	Avg	Long	TD
Harris	262	1246	4.8	36	10
Bleier	140	528	3.8	17	2
Fuqua	74	285	3.9	18	1
Bradshaw	35	210	6.0	27	3
Harrison	43	191	4.4	17	3
Collier	21	124	5.9	23	3
Lewis	2	36	18.0	24	0
Swann	3	13	4.3	11	0
Hanraty	1	0	0.0	0	0
Steelers	581	2633	4.5	36	22
Opponents	431	1825	4.2	88t	8

Receiving

	No.	Yds	Avg	Long	TD
Swann	49	781	15.9	43t	11
Harris	28	214	7.6	44t	1
Stallworth	20	423	21.2	59	4
Fuqua	18	146	8.1	21	0
Lewis	17	308	18.1	40	2
L. Brown	16	244	15.3	27	1
Bleier	15	65	4.3	13	0
Garrett	13	178	13.7	45	1
Grossman	11	135	12.3	21	1
Shell	2	39	19.5	20	0
Collier	1	7	7.0	7	0
Harrison	1	4	4.0	4	0
Steelers	191	2544	13.3	59	21
Opponents	183	2194	12.0	59t	9

Interceptions

	No.	Yds	Avg	Long	TD
Blount	11&	121	11.0	47	0
Wagner	4	122	30.5	65	0
Edwards	3	68	22.7	47	0
Thomas	3	44	14.7	14	0
Lambert	2	35	17.5	24	0
Allen	2	0	0.0	0	0
Shell	1	29	29.0	29	0
Ham	1	2	2.0	2	0
Steelers	27	421	15.6	65	0
Opponents	12	47	3.9	25	0

&Team Record

Punting

	No.	Yds	Avg	Lg	B
Walden	69	2717	39.4	67	1
Steelers	69	2717	39.4	67	1
Opponents	90	3612	40.1	68	1

Punt Returns

	Ret	FC	Yds	Avg	Long	TD
Edwards	25	3	267	10.7	25	0
D. Brown	22	9	217	9.9	48	0
Swann	7	1	64	9.1	21	0
Steelers	54	13	548	10.5	48	0
Opponents	36	3	199	5.5	19	0

Kickoff Returns

	No.	Yds	Avg	Long	TD
Collier	22	523	23.8	94t	1
Blount	8	139	17.4	23	0
D. Brown	6	126	21.0	26	0
Harris	1	27	27.0	27	0
Fuqua	1	0	0.0	0	0
Steelers	38	815	21.4	94t	1
Opponents	64	1304	20.4	40	0

Field Goals

	1/19	20-29	30-39	40-49	50+
Gerela	4/4	7/7	5/7	1/2	0/1
Steelers	4/4	7/7	5/7	1/2	0/1
Opponents	0/0	5/5	5/7	1/6	0/0

STEELERS 1974 (Won 10, Lost 3, Tied 1)

Schedule

Date	W-L	Score	Opponent	Attendance
9/15	W	30-0	Baltimore	48,890
9/22	T	35-35/OT	at Denver	51,068
9/29	L	17-0	Oakland	48,304
10/6	W	13-7	at Houston	30,049
10/13	W	34-24	at Kansas City	65,517
10/20	W	20-16	Cleveland	48,100
10/28	W	24-17	Atlanta	48,094
11/3	W	27-0	Philadelphia	47,996
11/10	L	17-10	at Cincinnati	57,532
11/17	W	26-16	at Cleveland	77,739
11/25	W	28-7	at New Orleans	71,907
12/1	L	13-10	Houston	41,195
12/8	W	21-17	at New England	52,107
12/14	W	27-3	Cincinnati	42,878

Team Statistics

	Pittsburgh	Opponent
Total First Downs	251	200
Rushing	136	87
Passing	98	83
Penalty	17	30
3rd Down: Made/Att	89/227	68/208
3rd Down Pct.	39.2%	32.7%
Total Net Yards	4375	3074
Avg. Per Game	312.5	219.6
Total Plays	950	863
Avg. Per Play	4.6	3.6
Net Yards Rushing	2417	1608
Avg. Per Game	172.6	114.9
Total Rushes	546	472
Net Yards Passing	1958	1466
Avg. Per Game	139.2	104.7
Sacked/Yards Lost	18/196	52/406
Gross Yards	2154	1872
Attempts/Completions	386/166	339/147
Completion Pct.	43.0%	43.4%
Had Intercepted	21	25
Punts/Average	78/39.0	91/41.2
Penalties/Yards	104/978	76/575
Fumbles/Ball Lost	33/19	38/22
Touchdowns	35	22
Rushing	19	7
Passing	12	14
Returns	4	1

Score by Period

	Q1	Q2	Q3	Q4	OT	Pts
Steelers	69	102	78	56	0	305
Opponents	41	74	44	30	0	189

Passing

	Att	Cmp	Yds	Cmp%	TD	Int	Long	Sack/Lost	Rating
Gilliam	212	96	1274	45.3%	4	8	611	7/79	55.4
Bradshaw	148	67	785	45.3%	7	8	56	10/104	55.1
Hanratty	26	3	95	11.5%	1	5	35	1/13	15.4
Steelers	386	166	2154	43.0%	12	21	611	18/196	49.0
Opponents	339	174	1872	43.4%	14	25	52	52/406	44.1

Scoring

	TD	Ru	Pa	Rt	PAT	FG	2Pt	Pts
Gerela	0	0	0	0	33/35	20/29	0	93
Harris	6	5	1	0	0/0	0/0	0	36
Pearson	4	4	0	0	0/0	0/0	0	24
Lewis	4	0	4	0	0/0	0/0	0	24
S. Davis	3	2	1	0	0/0	0/0	0	18
Swann	3	0	2	1	0/0	0/0	0	18
Fuqua	2	2	0	0	0/0	0/0	0	12
Bleier	2	2	0	0	0/0	0/0	0	12
Bradshaw	2	2	0	0	0/0	0/0	0	12
Gilliam	1	1	0	0	0/0	0/0	0	6
Edwards	1	0	0	1	0/0	0/0	0	6
Blount	1	0	0	1	0/0	0/0	0	6
Shanklin	1	0	1	0	0/0	0/0	0	6
Thomas	1	0	1	0	0/0	0/0	0	6
Brown	1	0	1	0	0/0	0/0	0	6
Stallworth	1	0	1	0	0/0	0/0	0	6
Mullins	1	0	1	0	0/0	0/0	0	6
Harrison	1	0	0	0	0/0	0/0	1	2
Greenwood	0	0	0	0	0/0	0/0	1	2
Steelers	35	19	12	4	33/35	20/29	1	305
Opponents	22	7	14	1	21/22	12/17	0	189

Sacks: Holmes 11.5, Greenwood 11.0, Greene 9.0, White 8.5, Russell 5.0, Furness 3.0, Lambert 2.0, Ham 1.0, Kellum 0.5, Toews 0.5

Steelers: 52.0, Opponents: 18.0

Rushing

	No.	Yds	Avg	Long	TD
Harris	208	1006	4.8	54	5
Bleier	88	373	4.2	18	2
Pearson	70	317	4.5	53	4
S. Davis	71	246	3.5	22	2
Bradshaw	34	224	6.6	34	2
Fuqua	50	156	3.2	14	2
Gilliam	14	41	2.9	13	1
Harrison	6	30	5.0	15	1
Lewis	2	25	12.5	22	0
Swann	1	14	14.0	14	0
Hanratty	1	-6	-6.0	-6	0
Stallworth	1	-9	-9.0	-9	0
Steelers	546	2417	4.4	54	19
Opponents	472	1608	3.4	47	7

Receiving

	No.	Yds	Avg	Long	TD
Lewis	30	365	12.2	31t	4
Harrison	23	200	8.7	31t	1
Shanklin	19	324	17.1	35	1
Brown	17	190	11.2	35	1
Stallworth	16	289	16.8	56	1
Grossman	13	164	12.6	32	0
Swann	11	208	18.9	54t	2
S. Davis	11	152	13.8	61t	1
Pearson	11	118	10.7	31	0
Bleier	7	87	12.3	24	0
Fuqua	6	68	11.3	18	0
Mullins	1	7	7.0	7t	1
Harrison	1	2	2.0	2	0
Steelers	166	2154	13.0	61t	12
Opponents	147	1872	12.7	52	14

Interceptions

	No.	Yds	Avg	Long	TD
Edwards	5	153	30.6	59	1
Thomas	5	22	4.4	14	0
Ham	5	13	2.6	10	0
Blount	2	74	37.0	52t	1
Lambert	2	19	19.0	19	0
Wagner	2	13	6.5	9	0
Greene	1	26	26.0	26	0
Kellum	1	0	0.0	0	0
Russell	1	0	0.0	0	0
Shell	1	0	0.0	0	0
Steelers	25	320	12.8	59	2
Opponents	21	222	10.6	62	1

Punting

	No.	Yds	Avg	Lg	B
Walden	68	3040	39.0	65	0
Steelers	68	3040	39.0	65	0
Opponents	91	3749	41.2	62	0

Punt Returns

	Ret	FC	Yds	Avg	Long	TD
Swann	41	3	577	14.1	59	1
Edwards	16	0	128	8.0	19	0
Conn	10	0	69	5.9	18	0
Steelers	67	3	774	11.6	69	1
Opponents	47	4	413	8.8	74	0

Kickoff Returns

	No.	Yds	Avg	Long	TD
S. Davis	12	269	22.4	34	0
Pearson	12	258	21.5	25	0
Blount	5	152	30.4	60	0
Harrison	4	72	18.0	27	0
Bleier	3	67	22.3	35	0
Edwards	2	31	15.5	19	0
Swann	2	11	5.5	11	0
Conn	1	34	34.0	34	0
Allen	1	7	7.0	7	0
Steelers	42	901	21.5	60	0
Opponents	56	1,275	22.8	45	0

Field Goals

	1/19	20-29	30-39	40-49	50+
Gerela	0/0	8/9	8/12	4/7	0/1
Steelers	0/0	8/9	8/12	4/7	0/1
Opponents	1/1	3/4	6/7	2/5	0/0

STEELERS 1973 (Won 10, Lost 4)

Schedule

Date	W-L	Score	Opponent	Attendance
9/16	W	24-10	Detroit	48,913
9/23	W	33-6	Cleveland	49,936
9/30	W	36-7	at Houston	39,331
10/7	W	38-21	San Diego	48,795
10/14	L	19-7	at Cincinnati	55,819
*10/21	W	26-14	N.Y. Jets	48,682
10/28	W	20-13	Cincinnati	45,761
11/5	W	21-16	Washington	48,969
11/11	W	17-9	at Oakland	47,535
11/18	L	23-13	Denver	48,580
11/25	L	21-16	at Cleveland	67,773
12/3	L	30-26	at Miami	68,901
12/9	W	33-7	Houston	38,004
12/15	W	37-14	at San Francisco	52,752

* Game played at Three Rivers Stadium was technically an away game. The Jets could not host a home game due to the World Series being played at Shea Stadium.

Team Statistics

	Pittsburgh	Opponent
Total First Downs	217	210
Rushing	111	95
Passing	89	91
Penalty	17	24
3rd Down: Made/Att	84/223	69/207
3rd Down Pct.	37.7%	33.3%
Total Net Yards	4070	3324
Avg. Per Game	290.7	237.4
Total Plays	894	880
Avg. Per Play	4.6	3.8
Net Yards Rushing	2143	1652
Avg. Per Game	153.1	118.0
Total Rushes	555	488
Net Yards Passing	1927	1672
Avg. Per Game	137.6	119.4
Sacked/Yards Lost	30/230	33/251
Gross Yards	2157	1923
Attempts/Completions	309/140	359/164
Completion Pct.	45.3%	45.7%
Had Intercepted	26	37
Punts/Average	62/41.1	75/42.4
Penalties/Yards	84/817	86/757
Fumbles/Ball Lost	36/14	41/18
Touchdowns	37	22
Rushing	12	8
Passing	20	11
Returns	5	3

Score by Period

	Q1	Q2	Q3	Q4	OT	Pts
Steelers	60	93	83	111	0	347
Opponents	56	56	27	71	0	210

Passing

	Att	Cmp	Yds	Cmp%	TD	Int	Long	Sack/Lost	Rating
Bradshaw	180	89	1183	49.4%	10	15	67	24/186	54.7
Hanratty	69	31	643	44.9%	8	5	53t	3/27	86.6
Gilliam	60	20	331	33.3%	2	6	46t	3/7	24.3
Steelers	309	140	2157	45.3%	20	26	67	30/230	55.3
Opponents	359	164	1923	45.7%	11	37	84t	33/251	33.3

Scoring

	TD	Ru	Pa	Rt	PAT	FG	2Pt	Pts
Gerela	0	0	0	0	36/37	29/43	0	123
Shanklin	10	0	10	0	0/0	0/0	0	60
P. Pearson	4	2	2	0	0/0	0/0	0	24
Bradshaw	3	3	0	0	0/0	0/0	0	18
Harris	3	3	0	0	0/0	0/0	0	18
B. Pearson	3	0	3	0	0/0	0/0	0	18
Lewis	3	0	3	0	0/0	0/0	0	18
S. Davis	3	3	1	0	0/0	0/0	0	18
Fuqua	2	3	0	0	0/0	0/0	0	12
McMakin	1	0	1	0	0/0	0/0	0	6
Edwards	1	0	0	1	0/0	0/0	0	6
Wagner	1	0	0	1	0/0	0/0	0	6
Ham	1	0	0	1	0/0	0/0	0	6
Russell	1	0	0	1	0/0	0/0	0	6
Rowser	1	0	0	1	0/0	0/0	0	6
White	0	0	0	0	0/0	0/0	1	2
Steelers	37	12	20	5	36/37	29/43	1	347
Opponents	22	8	11	3	21/21	19/29	0	210

Sacks: Greenwood 8.5, White 7.5, Holmes 7.0, Greene 4.0, Russell 2.0, Ham 1.0, Furness 1.0, H. Davis 1.0, Keating 1.0

Steelers: 33.0, Opponents: 30.0

Rushing

	No.	Yds	Avg	Long	TD
Harris	188	698	3.7	35	3
P. Pearson	132	554	4.2	47	2
Fuqua	117	457	3.9	25	2
S. Davis	67	266	4.0	27	2
Bradshaw	34	145	4.3	21	3
Gilliam	6	23	3.8	14	0
Shanklin	3	1	0.3	10	0
Bleier	3	0	0.0	1	0
Hanratty	3	0	0.0	0	0
Walden	1	0	0.0	0	0
Lewis	1	-1	-1.0	0	0
Steelers	555	2143	3.9	47	12
Opponents	488	1652	3.4	50	8

Receiving

	No.	Yds	Avg	Long	TD
Shanklin	30	711	23.7	67	10
Lewis	23	409	17.8	53t	3
B. Pearson	23	317	13.8	46t	3
Fuqua	17	150	8.8	22	0
McMakin	13	195	15.0	44	1
P. Pearson	11	173	15.7	36	2
Harris	10	69	6.9	19	0
S. Davis	7	31	4.4	9	1
Brown	5	88	17.6	45	0
D. Davis	1	14	14.0	14	0
Steelers	140	2157	15.4	67	20
Opponents	164	1923	11.7	84t	11

Interceptions

	No.	Yds	Avg	Long	TD
Wagner	8	134	16.8	38	0
Edwards	6	186	31.0	86t	1
Rowser	6	131	21.8	71t	1
Blount	4	82	20.5	24	0
Russell	3	54	18.0	45t	1
Ham	2	30	15.0	27	0
H. Davis	2	23	11.5	15	0
Toews	2	13	6.5	8	0
White	2	10	5.0	8	0
Thomas	1	10	10.0	10	0
Dockery	1	0	0.0	0	0
Steelers	37	673	18.2	86t	3
Opponents	26	512	19.7	55	2

Punting

	No.	Yds	Avg	Long	B
Walden	62	2548	41.1	57	1
Steelers	62	2548	41.1	57	1
Opponents	75	3182	42.4	60	1

Punt Returns

	Ret	FC	Yds	Avg	Long	TD
Edwards	34	5	376	9.9	44	0
Meyer	18	2	80	4.4	18	0
Bleier	0	2	0	0.0	0	0
Steelers	52	9	416	8.0	44	0
Opponents	37	8	308	8.3	62	0

Kickoff Returns

	No.	Yds	Avg	Long	TD
P. Pearson	16	308	19.3	28	0
S. Davis	15	404	26.9	48	0
Bleier	3	47	15.7	20	0
Harris	1	23	23.0	23	0
Fuqua	1	22	22.0	22	0
Hanneman	1	20	20.0	20	0
Edwards	1	10	10.0	10	0
Webster	1	9	9.0	9	0
Mansfield	1	0	0.0	0	0
Steelers	40	843	21.1	48	0
Opponents	59	1,357	23.0	46	0

Field Goals

	1/19	20-29	30-39	40-49	50+
Gerela	9/10	10/12	5/9	5/12	0/0
Steelers	9/10	10/12	5/9	5/12	0/0
Opponents	6/6	4/4	2/6	7/10	0/3

STEELERS 1972 (Won 11, Lost 3)

Schedule

Date	W-L	Score	Opponent	Attendance
9/17	W	34-28	Oakland	50,141
9/24	L	15-10	at Cincinnati	54,292
10/1	W	25-19	at St. Louis	49,140
10/8	L	17-13	at Dallas	65,582
10/15	W	24-7	Houston	42,929
10/22	W	33-3	New England	46,081
10/29	W	38-21	at Buffalo	45,882
11/5	W	40-17	Cincinnati	50,350
11/12	W	16-7	Kansas City	50,350
11/19	L	26-24	at Cleveland	83,009
11/26	W	23-10	Minnesota	50,348
12/3	W	30-0	Cleveland	50,350
12/10	W	9-3	at Houston	36,528
12/17	W	24-2	at San Diego	52,873

Team Statistics

	Pittsburgh	Opponent
Total First Downs	228	219
Rushing	131	79
Passing	79	116
Penalty	18	24
3rd Down: Made/Att	63/188	66/208
3rd Down Pct.	33.5%	31.7%
Total Net Yards	4231	3771
Avg. Per Game	302.2	269.4
Total Plays	853	896
Avg. Per Play	5.0	4.2
Net Yards Rushing	2520	1715
Avg. Per Game	180.0	122.5
Total Rushes	497	445
Net Yards Passing	1711	1056
Avg. Per Game	122.2	146.9
Sacked/Yards Lost	32/247	40/337
Gross Yards	1958	2393
Attempts/Completions	324/156	411/206
Completion Pct.	48.1%	50.1%
Had Intercepted	12	28
Punts/Average	66/43.6	74/40.3
Penalties/Yards	81/728	77/712
Fumbles/Ball Lost	27/14	37/20
Touchdowns	37	18
Rushing	22	6
Passing	12	9
Returns	3	3

Score by Period

	Q1	Q2	Q3	Q4	OT	Pts
Steelers	66	103	73	101	0	343
Opponents	28	40	46	61	0	175

Passing

	Att	Cmp	Yds	Cmp%	TD	Int	Long	Sack/Lost	Rating
Bradshaw	308	147	1897	47.7%	12	12	78t	29/237	64.3
Gilliam	11	7	48	63.6%	0	0	9	2/8	73.3
Hanratty	4	2	23	50.0%	0	0	14	1/2	67.7
Walden	1	0	0	0.0%	0	0	0	0/0	39.6
Steelers	324	156	1958	48.1%	12	12	78t	32/247	64.3
Opponents	411	206	2393	50.1%	9	28	70t	40/337	47.0

Scoring

	TD	Ru	Pa	Rt	PAT	FG	2Pt	Pts
Gerela	0	0	0	0	35/36	28/41	0	119
Harris	11	10	1	0	0/0	0/0	0	66
Bradshaw	7	7	0	0	0/0	0/0	0	42
Lewis	5	0	5	0	0/0	0/0	0	30
Fuqua	4	4	0	0	0/0	0/0	0	24
Shanklin	3	0	3	0	0/0	0/0	0	18
H. Davis	1	0	0	1	0/0	0/0	0	6
Blount	1	0	0	1	0/0	0/0	0	6
Ham	1	0	0	1	0/0	0/0	0	6
L. Brown	1	0	1	0	0/0	0/0	0	6
S. Davis	1	1	0	0	0/0	0/0	0	6
Mullins	1	0	1	0	0/0	0/0	0	6
McMakin	1	0	1	0	0/0	0/0	0	6
Anderson	0	0	0	0	0/0	0/0	1	2
Steelers	37	22	12	3	35/36	28/41	1	343
Opponents	18	6	9	3	17/18	16/27	1	175

Sacks: Greene 11.0, White 10.0, Greenwood 4.0, E. Holmes 4.0, McGee 2.0, Anderson 2.0, Ham 2.0, Wagner 2.0, Hanneman 2.0, Russell 1.0
Steelers: 40.0, Opponents: 32.0

Rushing

	No.	Yds	Avg	Long	TD
Harris	188	1055	5.68	75t	10
Fuqua	150	665	4.4	47	4
Bradshaw	58	346	6.0	20t	7
Pearson	67	264	3.9	21	0
S. Davis	20	85	4.3	28t	1
Lewis	3	68	22.7	41	0
Bankston	7	20	2.9	11	0
Bleier	1	17	17.0	17	0
McMakin	1	0	0.0	0	0
Gilliam	2	0	0.0	0	0
Steelers	497	2520	5.1	75t	22
Opponents	444	1719	3.9	94t	6

& Team Record

Receiving

	No.	Yds	Avg	Long	TD
Shanklin	38	669	17.9	57t	3
Lewis	27	391	14.5	52	5
McMakin	21	277	13.2	78t	1
Harris	21	180	8.6	29	1
Fuqua	18	152	8.4	28	0
Pearson	11	79	7.2	15	0
Smith	10	98	9.8	25	0
Young	6	86	14.3	33	0
L. Brown	1	13	13.0	13t	1
Bankston	1	5	5.0	5	0
S. Davis	1	5	5.0	5	0
Mullins	1	3	3.0	3	0
Steelers	156	1958	12.6	78t	12
Opponents	206	2393	11.6	70t	9

Interceptions

	No.	Yds	Avg	Long	TD
Ham	7	83	11.8	32t	1
Wagner	6	77	12.9	35	0
Bowser	4	30	7.5	23	0
Blount	3	75	25.0	34	0
Anderson	3	68	22.7	41	0
H. Davis	2	32	16.0	28	0
Beatty	2	16	8.0	16	0
Edwards	1	14	14.0	14	0
Steelers	28	395	14.1	41	1
Opponents	12	195	16.3	65t	1

Punting

	No.	Yds	Avg	Lg	B
Walden	65	2846	43.8	72	2
Gerela	1	29	29.0	29	0
Steelers	66	2875	43.6	72	2
Opponents	74	2982	40.3	65.0	1

Punt Returns

	Ret	FC	Yds	Avg	Long	TD
Edwards	22	19	202	9.2	52	0
Lewis	5	1	56	11.2	26	0
Bleier	2	0	1	0.5	1	0
Pearson	1	0	3	3.0	3	0
Steelers	30	20	262	8.7	52	0
Opponents	37	10	169	4.6	30	0

Kickoff Returns

	No.	Yds	Avg	Long	TD
Pearson	13	292	22.4	42	0
Harris	8	183	22.9	32	0
S. Davis	7	207	29.6	82	0
Bleier	2	40	20.0	20	0
Bankston	1	20	20.0	20	0
Edwards	1	18	18.0	18	0
McMakin	1	0	0.0	0	0
Steelers	33	760	23.0	82	0
Opponents	54	1190	22.0	47	0

Field Goals

	1/19	20-29	30-39	40-49	50+
Gerela	9/9	8/10	8/12	3/9	0/1
Steelers	9/9	8/10	8/12	3/9	0/1
Opponents	3/3	4/6	6/9	3/6	0/3

STEELERS 1971 (Won 6, Lost 8)

Schedule

Date	W-L	Score	Opponent	Attendance
9/19	L	17-15	at Chicago	55,049
9/26	W	21-10	Cincinnati	48,448
10/3	W	21-17	San Diego	44,339
10/10	L	27-17	at Cleveland	83,391
10/18	L	38-16	at Kansas City	49,533
10/24	W	23-16	Houston	45,872
10/31	L	34-21	at Baltimore	60,238
11/7	W	26-9	Cleveland	50,202
11/14	L	24-21	at Miami	66,435
11/21	W	17-13	N.Y. Giants	50,008
11/28	L	22-10	Denver	39,710
12/5	L	29-3	at Houston	37,778
12/12	W	21-13	at Cincinnati	60,022
12/19	L	23-14	L.A. Rams	45,233

Team Statistics

	Pittsburgh	Opponent
Total First Downs	226	225
Rushing	98	81
Passing	111	132
Penalty	17	12
Total Net Yards	3882	4248
Avg. Per Game	277.3	303.4
Total Plays	867	881
Avg. Per Play	4.5	4.8
Net Yards Rushing	1758	1482
Avg. Per Game	125.6	105.9
Total Rushes	416	440
Net Yards Passing	2124.0	2766
Avg. Per Game	151.7	197.6
Sacked/Yards Lost	37/322	33/294
Gross Yards	2446	3060
Attempts/Completions	414/214	408/235
Completion Pct.	51.7%	57.6%
Had Intercepted	26	17
Punts/Average	79/43.9	77/41.5
Penalties/Yards	88/898	81/784
Fumbles/Ball Lost	37/21	27/9
Touchdowns	28	32
Rushing	10	13
Passing	15	16
Returns	3	3

Score by Period

	Q1	Q2	Q3	Q4	OT	Pts
Steelers	59	60	57	76	0	246
Opponents	69	117	42	64	0	292

Passing

	Att	Cmp	Yds	Cmp%	TD	Int	Long	Sack/Lost	Rating
Bradshaw	373	203	2259	54.4%	13	22	49	33/287	59.7
Hanraty	29	7	159	24.1%	2	3	40	3/32	33.3
Leahy	11	3	18	27.3%	0	1	18	1/3	1.7
Walden	1	1	10	100.0%	0	0	10	0/0	108.3
Steelers	414	214	2157	51.7%	15	26	49	37/322	52.8
Opponents	408	235	3060	57.6%	16	17	86	33/294	66.8

Scoring

	TD	Ru	Pa	Rt	PAT	FG	2Pt	Pts
Gerela	0	0	0	0	27/27	17/27	0	78
Shanklin	6	0	6	0	0/0	0/0	0	36
Bradshaw	5	5	0	0	0/0	0/0	0	30
Smith	5	0	5	0	0/0	0/0	0	30
Fuqua	5	4	1	0	0/0	0/0	0	30
Pearson	3	0	2	1	0/0	0/0	0	18
Staggers	1	0	0	1	0/0	0/0	0	6
Rowser	1	0	0	1	0/0	0/0	0	6
Hanraty	1	1	0	0	0/0	0/0	0	6
L. Brown	1	0	1	0	0/0	0/0	0	6
Steelers	28	10	15	3	27/27	17/27	0	246
Opponents	32	13	16	3	30/32	22/35	0	292

Sacks: N/A

Steelers: 37.0, Opponents: 33.0

Rushing

	No.	Yds	Avg	Long	TD
Fuqua	155	625	4.0	30	4
Pearson	131	605	4.6	27	0
Bankston	70	274	3.9	30	0
Bradshaw	53	247	4.7	39	5
Walden	1	14	14.0	14	0
Staggers	1	5	5.0	5	0
Hanraty	1	3	3.0	3	1
Shanklin	2	1	0.5	2	0
Leahy	1	-6	-6.0	-6	0
Smith	1	-10	-10.0	-10	0
Steelers	416	1758	4.2	39	10
Opponents	440	1482	3.4	28	13

Receiving

	No.	Yds	Avg	Long	TD
Shanklin	49	652	13.3	42	6
Fuqua	49	427	8.7	40	1
Smith	47	663	14.1	49	5
Pearson	20	246	12.3	44	2
Adams	20	160	8.0	21	0
Bankston	17	148	8.7	31	0
Staggers	8	103	12.9	20	0
Lewis	3	44	14.8	22	0
L. Brown	1	3	3.0	3t	1
Steelers	214	2446	11.4	49	15
Opponents	235	3060	13.0	86	16

Interceptions

	No.	Yds	Avg	Long	TD
Rowser	4	94	23.5	70	1
Allen	3	45	15.0	29	0
Wagner	2	53	26.5	29	0
Blount	2	16	8.0	16	0
Ham	2	4	2.0	4	0
Callard	2	0	0.0	0	0
Edwards	1	20	20.0	20	0
Anderson	1	14	14.0	14	0
Steelers	17	246	14.5	70	1
Opponents	26	350	13.5	44	1

Punting

	No.	Yds	Avg	Lg	B
Walden	79	3455	43.7	57	0
Steelers	79	3455	43.7	57	0
Opponents	77	3195	41.5	73	1

Punt Returns

	Ret	FC	Yds	Avg	Long	TD
Staggers	31	14	262	8.5	67	1
Wagner	2	3	2	1.0	2	0
Edwards	1	0	0	0.0	0	0
Fuqua	1	0	0	0.0	0	0
Bleier	0	1	0	0.0	0	0
Steelers	35	18	264	7.5	67	1
Opponents	45	15	319	7.1	47	1

Kickoff Returns

	No.	Yds	Avg	Long	TD
Brumfield	12	271	22.6	35	0
Staggers	10	261	26.1	47	0
Edwards	9	198	22.0	29	0
Pearson	7	205	29.3	77	0
Bankston	5	76	15.2	23	0
Blount	4	76	19.0	23	0
Bleier	1	21	21.0	21	0
Clack	1	12	12.0	12	0
Steelers	49	1120	22.9	77	0
Opponents	45	1002	22.3	57	0

Field Goals

	1/19	20-29	30-39	40-49	50+
Gerela	5/6	5/7	4/7	3/6	0/1
Steelers	5/6	5/7	4/7	3/6	0/1
Opponents	6/6	11/13	4/5	1/10	0/1

STEELERS 1970 (Won 5, Lost 9)

Schedule

Date	W-L	Score	Opponent	Attendance
9/20	L	19-7	Houston	45,538
9/27	L	16-13	at Denver	50,705
10/3	L	15-7	at Cleveland	84,349
10/11	W	23-10	Buffalo	42,140
10/18	W	7-3	at Houston	42,799
10/25	L	31-14	at Oakland	54,423
11/2	W	21-10	Cincinnati	38,968
11/8	W	21-17	N.Y. Jets	50,028
11/15	L	31-14	Kansas City	50,081
11/22	L	34-7	at Cincinnati	59,276
11/29	W	28-9	Cleveland	50,214
12/6	L	20-12	Green Bay	46,418
12/13	L	27-16	at Atlanta	54,126
12/20	L	30-20	at Philadelphia	55,252

Team Statistics

	Pittsburgh	Opponent
Total First Downs	206	225
Rushing	84	91
Passing	97	120
Penalty	25	14
Total Net Yards	3752	3996
Avg. Per Game	268.0	185.4
Total Plays	844	906
Avg. Per Play	4.4	4.4
Net Yards Rushing	1715	1679
Avg. Per Game	122.5	119.9
Total Rushes	432	487
Net Yards Passing	2037	2317
Avg. Per Game	145.5	165.5
Sacked/Yards Lost	28/275	26/238
Gross Yards	2312	2555
Attempts/Completions	384/150	393/191
Completion Pct.	39.1%	48.6%
Had Intercepted	32	23
Punts/Average	78/44.2	85/41.9
Penalties/Yards	82/835	76/790
Fumbles/Ball Lost	30/14	29/14
Touchdowns	26	32
Rushing	13	8
Passing	12	21
Returns	1	3

Score by Period

	Q1	Q2	Q3	Q4	OT	Pts
Steelers	33	76	50	51	0	210
Opponents	63	65	82	62	0	272

Passing

	Att	Cmp	Yds	Cmp%	TD	Int	Long	Sack/Lost	Rating
Bradshaw	218	83	1460	38.1%	6	24	87	25/242	31.3
Hanratty	163	64	792	39.3%	5	8	72	3/33	44.8
Hoak	2	2	40	100.0%	1	0	27	0/0	158.3
Walden	1	1	20	100.0%	0	0	20	0/0	118.8
Steelers	384	150	2312	39.1%	12	32	87	28/247	35.4
Opponents	393	191	2355	48.6%	21	23	65	26/238	63.1

Scoring

	TD	Ru	Pa	Rt	PAT	FG	2Pt	Pts
Fuqua	9	7	2	0	0/0	0/0	0	54
Mingo	0	0	0	0	17/17	5/18	0	32
Shanklin	4	0	4	0	0/0	0/0	0	24
Watson	0	0	0	0	7/9	5/10	0	24
Hughes	3	0	3	0	0/0	0/0	0	18
Pearson	2	2	0	0	0/0	0/0	0	12
Bankston	2	2	0	0	0/0	0/0	0	12
Smith	2	0	2	0	0/0	0/0	0	12
Hoak	1	1	0	0	0/0	0/0	0	6
Bradshaw	1	1	0	0	0/0	0/0	0	6
Staggers	1	0	1	0	0/0	0/0	0	6
Beatty	1	0	0	1	0/0	0/0	0	6
Steelers	26	13	12	1	24/26	10/28	0	210
Opponents	32	8	21	3	29/32	15/32	3	272

Sacks: N/A

Steelers: 28.0, Opponents: 26.0

Rushing

	No.	Yds	Avg	Long	TD
Fuqua	138	691	5.0	85	7
Pearson	173	503	2.9	30	2
Bradshaw	32	233	7.3	22	1
Bankston	26	122	4.7	31	2
Hoak	40	115	2.6	13	1
Bryant	3	25	8.3	24	0
Wilburn	5	25	5.0	10	0
Cole	9	8	0.9	6	0
Smith	1	6	6.0	6	0
Hanratty	4	-5	-1.3	0	0
Hughes	1	-8	-8.0	-8	0
Steelers	432	1715	4.0	85	13
Opponents	487	1679	3.4	40	8

Receiving

	No.	Yds	Avg	Long	TD
Shanklin	30	691	23.0	81	4
Smith	30	458	15.3	87	2
Hughes	24	332	13.8	72	3
Fuqua	23	289	12.6	57	2
Bryant	8	154	19.3	63	0
Bankston	7	30	4.3	20	0
Staggers	6	118	19.7	31	1
Wilburn	6	77	12.8	15	0
Pearson	6	71	11.8	18	0
Hoak	4	25	6.3	18	0
Adams	3	36	12.0	17	0
Cole	3	31	10.4	20	0
Steelers	150	2312	15.4	87	12
Opponents	191	2555	13.4	65	21

Interceptions

	No.	Yds	Avg	Long	TD
Calland	7	38	5.4	21	0
Allen	4	48	12.0	30	0
Russell	3	64	21.3	37	0
Rowser	3	27	9.0	12	0
Beatty	2	49	24.5	30	1
Hillenbrand	2	14	7.0	14	0
Austin	1	22	22.0	22	0
Blount	1	4	4.0	4	0
Steelers	23	266	11.5	37	1
Opponents	32	318	9.9	57	1

Punting

	No.	Yds	Avg	Lg	B
Walden	75	3393	45.2	66	1
Bradshaw	3	42	17.3	39	0
Steelers	78	3445	44.2	66	1
Opponents	85	3517	41.9	61.0	1

Punt Returns

	Ret	FC	Yds	Avg	Long	TD
Bryant	37	7	159	4.3	33	0
Staggers	13	12	70	5.4	15	0
Blount	1	0	52	52.0	52	0
Steelers	51	19	281	5.5	52	0
Opponents	51	11	304	6.0	31	0

Kickoff Returns

	No.	Yds	Avg	Long	TD
Blount	18	535	29.7	91	0
Staggers	14	333	23.8	46	0
Pearson	4	114	28.5	35	0
Sharp	1	9	9.0	9	0
Wenzel	1	6	6.0	6	0
Calland	1	0	0.0	0	0
Washington	1	0	0.0	0	0
Steelers	40	997	24.9	91	0
Opponents	49	1068	21.8	100	1

Field Goals

	1/19	20-29	30-39	40-49	50+
Mingo	2/2	1/6	0/0	2/7	0/3
Watson	2/2	2/2	0/1	1/4	0/1
Steelers	4/4	3/8	0/1	3/11	0/4
Opponents	7/9	1/3	4/7	2/12	1/1

STEELERS 1969 (Won 1, Lost 13)

Schedule

Date	W-L	Score	Opponent	Attendance
9/21	W	16-13	Detroit	51,360
9/28	L	41-27	at Philadelphia	60,658
10/5	L	27-14	St. Louis	45,011
10/12	L	10-7	at N.Y. Giants	62,987
10/18	L	42-31	at Cleveland	84,078
10/26	L	14-7	Washington	47,557
11/2	L	38-34	Green Bay	46,403
11/9	L	38-7	at Chicago	45,856
11/16	L	24-3	Cleveland	47,670
11/23	L	52-14	at Minnesota	47,202
11/30	L	47-10	at St. Louis	43,721
12/7	L	10-7	Dallas	24,990
12/14	L	21-17	N.Y. Giants	21,069
12/21	L	27-24	at New Orleans	72,256

Team Statistics

	Pittsburgh	Opponent
Total First Downs	210	260
Rushing	81	101
Passing	115	142
Penalty	14	17
Total Net Yards	3626	4401
Avg. Per Game	259.0	314.4
Total Plays	843	898
Avg. Per Play	4.3	4.9
Net Yards Rushing	1542	1732
Avg. Per Game	110.1	123.7
Total Rushes	400	455
Net Yards Passing	2084	2669
Avg. Per Game	158.9	190.6
Sacked/Yards Lost	52/374	33/304
Gross Yards	2458	2973
Attempts/Completions	391/176	410/227
Completion Pct.	45.0%	55.4%
Had Intercepted	29	25
Punts/Average	77/42.3	65/40.1
Penalties/Yards	67/659	74/772
Fumbles/Ball Lost	36/16	25/9
Touchdowns	26	50
Rushing	8	17
Passing	17	27
Returns	1	6

Score by Period

	Q1	Q2	Q3	Q4	OT	Pts
Steelers	57	47	35	79	0	218
Opponents	63	114	85	142	0	404

Passing

	Att	Cmp	Yds	Cmp%	TD	Int	Long	Sack/Lost	Rating
Shiner	209	97	1422	46.4%	7	10	63	24/157	60.3
Hanratty	126	52	716	41.3%	8	13	41	20/168	41.7
Nix	53	25	290	47.2%	2	6	47	7/39	37.2
Hoak	3	2	30	66.7%	0	0	16	1/10	99.3
Steelers	391	176	2458	45.0%	17	29	63	52/374	49.4
Opponents	410	227	2973	55.4%	27	25	58	33/304	75.0

Scoring

	TD	Ru	Pa	Rt	PAT	FG	2Pt	Pts
Mingo	0	0	0	0	26/26	12/16	0	62
Jefferson	9	0	9	0	0/0	0/0	0	54
Gros	7	4	3	0	0/0	0/0	0	42
Hoak	3	2	1	0	0/0	0/0	0	18
Henderson	3	0	3	0	0/0	0/0	0	18
Bankston	1	1	0	0	0/0	0/0	0	6
Shiner	1	1	0	0	0/0	0/0	0	6
Williams	1	0	1	0	0/0	0/0	0	6
McCall	1	0	0	1	0/0	0/0	0	6
Steelers	26	8	17	1	26/26	12/16	0	218
Opponents	50	17	27	6	49/50	17/25	2	404

Sacks: N/A

Steelers: 33.0, Opponents: 52.0

Rushing

	No.	Yds	Avg	Long	TD
Hoak	151	531	3.5	13	2
Gros	116	343	3.0	16	4
Bankston	62	259	4.2	15	1
Hanratty	10	106	10.6	31	0
McCall	30	98	3.3	14	0
Nix	10	70	7.0	20	0
Shiner	14	55	3.9	18	1
Jefferson	4	46	11.5	22	0
Wilburn	2	29	14.5	35	0
Campbell	1	5	5.0	5	0
Steelers	400	1542	3.9	35	8
Opponents	455	1732	3.8	54	17

Receiving

	No.	Yds	Avg	Long	TD
Jefferson	67	1079	16.1	63	9
Wilburn	20	373	18.7	53	0
Hoak	20	190	9.5	26	1
Gros	17	131	7.7	20	3
Hilton	12	231	19.3	34	0
Henderson	12	188	15.7	45	3
Cropper	9	116	12.9	19	0
Adams	6	80	13.3	19	0
Bankston	6	6	1.0	8	0
Williams	3	14	4.7	6	1
McCall	2	2	1.0	5	0
Campbell	1	32	32.0	32	0
Alley	1	16	16.0	16	0
Steelers	176	2458	14.0	63	17
Opponents	227	2973	13.1	58	27

Interceptions

	No.	Yds	Avg	Long	TD
Hohn	5	64	12.8	24	0
Martha	5	37	7.4	15	0
Shorter	3	47	15.7	23	0
Stenger	3	36	12.0	19	0
Russell	2	48	24.0	26	0
May	2	4	2.0	2	0
Calland	2	0	0.0	0	0
Hillebrand	1	14	14.0	14	0
Hinton	1	7	7.0	7	0
Woodson	1	0	0.0	0	0
Steelers	25	257	10.3	26	0
Opponents	29	535	18.4	77t	3

Punting

	No.	Yds	Avg	Lg	B
Walden	77	3254	42.3	61	0
Steelers	77	3254	42.3	61	0
Opponents	65	2608	40.1	55	0

Punt Returns

	Ret	FC	Yds	Avg	Long	TD
Campbell	28	7	133	4.8	23	0
Jefferson	4	2	23	5.8	9	0
Martha	3	2	0	0.0	0	0
Hoak	1	1	9	9.0	9	0
Davis	1	0	0	0.0	0	0
Beatty	0	1	0	0.0	0	0
Steelers	37	13	165	4.5	23	0
Opponents	41	15	396	9.7	83t	1

Kickoff Returns

	No.	Yds	Avg	Long	TD
Campbell	26	522	20.1	46	0
McCall	21	532	25.3	101t	1
Bankston	4	89	22.3	41	0
Jefferson	4	80	20.0	27	0
Woodson	1	18	18.0	18	0
Davis	3	0	0.0	0	0
Kolb	1	0	0.0	0	0
Steelers	60	1241	21.0	101t	1
Opponents	46	962	20.9	96t	1

& Team Record

	1/19	20-29	30-39	40-49	50+
Mingo	5/6	1/4	4/7	2/9	0/0
Steelers	5/6	1/4	4/7	2/9	0/0
Opponents	3/3	5/7	6/9	3/6	0/0