

2025 CAROLINA PANTHERS

MEDIA GUIDE



35.2258°N 80.8528°W

THIS IS OUR LAIR

A young man with curly brown hair, wearing a blue football jersey with the number 19, is smiling and fist-bumping another person. He is wearing green and white gloves. The background is a blurred crowd at a stadium.

**for the
moments
he'll never
forget.**

Griffin Gacsy

Age 17

Atrium Health Levine Children's Patient



Atrium Health



OFFICIAL HEALTH CARE PARTNER OF THE CAROLINA PANTHERS

CAROLINA  PANTHERS

20 **SCHEDULE** 25

PRESEASON 1
AUG 8
7:00PM

PRESEASON 2
AUG 16
1:00PM

PRESEASON 3
AUG 21
7:00PM

WEEK 1
SEP 7
1:00PM

WEEK 2
SEP 14
4:05PM

WEEK 3
SEP 21
1:00PM

WEEK 4
SEP 28
1:00PM

WEEK 5
OCT 5
1:00PM

WEEK 6
OCT 12
1:00PM

WEEK 7
OCT 19
1:00PM

WEEK 8
OCT 26
1:00PM

WEEK 9
NOV 2
1:00PM

WEEK 10
NOV 9
1:00PM

WEEK 11
NOV 16
1:00PM

WEEK 12
NOV 24
8:15PM

WEEK 13
NOV 30
1:00PM

WEEK 14
BYE

WEEK 15
DEC 14
4:25PM

WEEK 16
DEC 21
1:00PM

WEEK 17
TBD

WEEK 18
TBD

HOME **AWAY** DATES & TIMES (ET) SUBJECT TO CHANGE.
BUY TICKETS AT PANTHERS.COM/TICKETS



Lite

TABLE OF CONTENTS

FRONT COVER	1	Records: Regular Team	275-280
ATRIUM AD	2	Records: Regular Defense	281-283
2025 SCHEDULE	3	Records: Regular Opponent	284
STAFF DIRECTORY	5-11	Records: Playoff Individual	286-290
OWNERSHIP	12	Records: Playoff Team	291-296
BUSINESS ADMIN DIVIDER	13	Records: Playoff Defense	297-300
BUSINESS ADMINISTRATION	14-17	Records: Playoff Opponent	301
FOOTBALL ADMIN DIVIDER	18	ATRIUM AD	303
FOOTBALL ADMINISTRATION	19-26	TEAM HISTORY	305-496
COACHING STAFF DIVIDER	27	Season-by-Season Results	305-335
COACHING STAFF	28-58	Team-by-Team Results	336-340
PANTHERS STAFF DIVIDER	59	Overtime Results	341
PANTHERS STAFF	60-66	All-Time Win-Loss Results	343-347
VETERANS DIVIDER	67	Career Leaders	348-361
VETERANS	68-207	Career Playoff Leaders	362
ROOKIES AND FIRST YEARS DIVIDER	208	Single-Game Bests	364-373
ROOKIES AND FIRST YEARS	209-229	All-Time Honors	374-379
2024 SEASON STATS DIVIDER	230	Players of the Week/Month	380-382
2024 SEASON STATS	231-267	The Last Time	383-392
2024 Final NFL Standings	231	Draft History	393-396
2024 Team Stats	232	Free Agent History	397-401
2024 Defensive Individual Stats	233	Trade History	402-405
2024 GxG: Offense	235	Preseason History	406
2024 GxG: Defense	236	Postseason History	408-441
2024 Player Participation	237	All-Time Assistant Coaches Roster	442-445
2024 GxG Stats: PASSING	238	All-Time Alphabetical Roster	446-461
2024 GxG Stats: RUSHING	240	All-Time Numerical Roster	462-476
2024 GxG Stats: RECEIVING	242	All-Time Practice Squad Roster	477-484
2024 GxG Stats: PUNT RETURNS	244	Panthers Hall of Honor	485-488
2024 GxG Stats: KICKOFF RETURNS	245	Team Chronology	489-496
2024 GxG Stats: FIELD GOALS	247	REFERENCE DIVIDER	497
2024 Game Summaries	248-264	REFERENCE	498-502
2024 Transactions	265-267	Radio & TV	498-501
RECORDS DIVIDER	268	Entertainment	502
RECORDS	269-302	BANK OF AMERICA AD	503
Records: Regular Individual	269-274	BACK COVER	504

STAFF DIRECTORY

OWNERSHIP

David Tepper	Chairman
Nicole Tepper	Chief Administrative Officer

ADMINISTRATION

Kristi Coleman	Chief Executive Officer & Team President
Jake Burns	Chief Strategy & Development Officer
David Dickerson	Chief Financial Officer
Tamera Green	Chief Communications Officer
Kisha Smith	Chief People Officer
Eric Sudol	Chief Revenue Officer
Tanya Taylor	General Counsel
Caroline Wright	Chief Venues Officer
Kendall Leatherman	Chief of Staff

BUSINESS STRATEGY & ANALYTICS

Pooja Adial	Senior CRM Manager
Parker Andrews	Senior Business Operations Analyst
Hannah Fairman	Strategic Business Analyst
Lorena Lorenzo	Partnerships Business Analyst
Bryan Lodigiani	Vice President of Business Strategy & Analytics
Harrison Regan	Business Strategy & Analytics Manager
Vahid Sanii	Director, Business Analytics
Logan Self	Business Intelligence Senior Analyst

COACHING STAFF

Dave Canales	Head Coach
Ejiro Evero	Defensive Coordinator
Brad Idzik	Offensive Coordinator
Tracy Smith	Special Teams Coordinator
Daren Bates	Special Teams Assistant
Mike Bercovici	Quarterback/Pass Game Specialist
Jim Caldwell	Senior Assistant
Dom Capers	Senior Defensive Assistant
AC Carter	Outside Linebackers
Mayur Chaudhari	Assistant Linebackers
Keyshawn Colmon	Offensive Assistant
Jonathan Cooley	Defensive Pass Game Coordinator
Iliir Emini	Coaching Assistant
Joe Gilbert	Offensive Line
Harold Goodwin	Assistant Head Coach/Run Game Coordinator
Peter Hansen	Inside Linebackers
Will Harriger	Quarterbacks
Renaldo Hill	Secondary
George Li	Game Management Coordinator
Pat McPherson	Tight Ends
Rob Moore	Wide Receivers
Bernie Parmalee	Running Backs
Kevin Peterson	Defensive Assistant
Dean Petzing	Offensive Quality Control
Todd Wash	Defensive Line
Jessica Beckenstein	Head Coach Assistant & Coaching Operations Manager
Scott Cooper	Director of Coaching Development & Culture

STAFF DIRECTORY

COMMUNICATIONS

MeKayla Gough	Corporate Communications Coordinator
Sarah Clark	Senior Director of Corporate Communications
Charlie Rock	Football Communications Coordinator
Bruce Speight	Vice President of Football Communications
Claire Trattner	Football Communications Coordinator

COMMUNITY RELATIONS

Jill Cole	Community Relations Manager
Cal Davies	Youth Football & Programs Manager
Riley Fields	Director of Community Relations
David Monroe	Historian
Lauren Stamas	Community Relations Assistant
Dave Stogdill	Education Manager

CONTENT & BROADCASTING

Charley Beasley	Producer/Cinematographer
Christopher Butts	Broadcast/Digital Media Producer
Steven Camacho	Senior Producer of Football Talk Video
Jack Chapman	Long-Form Video Manager
Darin Gantt	Senior Writer/Managing Editor, Panthers.com
Alex Grant	Digital Video Manager
Connor Harrison	Senior Producer, Social Video
Alex Herko	Director of Creative Content
Kassidy Hill	Staff Writer, Panthers.com
Matt Hogan	Audio & Broadcasting Producer
JJ Johnson	Digital Video Producer
David Langton	Executive Producer
Amy Martin	Senior Broadcasting Manager
Rob Paul	Broadcasting Production Manager
Elleyna Rudman	Social Media Platforms Coordinator
Anish Shroff	Radio Play-By-Play Announcer
Eric Sierra	Social Platforms Manager
Andrew Stien	Team Photographer

CORPORATE PARTNERSHIPS

Kendall Calamusa	Digital Partnerships Services Manager
Lizzy Crumpton	Partnership Services Manager
Khara Gibson-Taylor	Digital Partnerships Services Manager
Isabel Holland	Partnership Services Manager
Cameron Hutchinson	Senior Director of Corporate Partnership Marketing
David King	Vice President of Corporate Partnership Sales & Marketing
Mike Mahoney	Director of Partnerships
Meghan McNaney	Partnership Services Manager
Griffin Miller	Partnership Manager
Jonathan Norman	Director of Partnerships
Dave Pitt	Senior Director of Partnerships
Kristi Simmons	Senior Manager of Partnership Services
Lauren Taylor	Corporate Partnership Sales Executive
Mike Tillman	Partnership Marketing Manager

EVENT PRESENTATION & ENTERTAINMENT

Hannah Bourquardez	Entertainment Assistant
Adam Butler	Broadcast Operations Manager
Nadia Deas	Live Events Producer
Thomas Delves	PantherVision Director of Presentation & Production
Sydney Ditmar	Production Manager

STAFF DIRECTORY

EVENT PRESENTATION & ENTERTAINMENT (CONTINUED)

Andy Gustafson	Producer
Ken Harrill	Mascot Coordinator
Brandii McCoy	Cheerleading & Choreographer Manager
Meaghan Moriarty	Entertainment Manager
Sir Purr	Chief Vibes Officer
Brandon Swett	Producer
Miguel Vargas	Director of Entertainment
Brett Yanick	Motion Graphics Designer

FACILITIES

Paul Adams	Electrician
Austin Blalock	Structural Maintenance Assistant
Joe Flannigan	Senior Director - Engineering & Sustainability
Carl Franklin	Facility Maintenance & Repair Assistant
Brandon Goldthrite	Structural Maintenance Assistant
Jason Hill	Receiving & Storage Coordinator
Dan Moose	Structural Maintenance Assistant
John Neuman	Lead Electrician
Gerard Reyes	Maintenance Supervisor
Dominick Russo	Preventative Maintenance Supervisor
Scott Skinner	Facility Maintenance & Repair Assistant
Adam Thompson	Plumbing Supervisor
Cameron Tucker	MEP Planner & Scheduler
Brad Wilson	Facility Maintenance & Repair Assistant
Brandon Wilson	Refrigeration Assistant

FINANCE

Dana Arden	Payroll Manager
Cindy Capousis	Executive Assistant
Shawn Clisso	Senior Accountant
Mia Cunningham	Accountant
William Hauze	Vice President of Financial Planning & Analysis
Kristi Heppner	Director of Finance
James Plyler	Vice President of Finance
Ken Polk	Accounting Manager

FOOTBALL OPERATIONS

Dan Morgan	President of Football Operations/General Manager
Brandt Tilis	Executive Vice President of Football Operations
Mike Anderson	Director of Football Operations
Benjamin Brown	Director of Data Science
Jeff Brown	Vice President of Football Operations
Benjamin Contrino	Football Analytics Manager
Justin Davidov	Football Administration Coordinator
Matthew "Los" Delgado	Chief of Staff
Eric Eager	Vice President of Football Analytics
Trip Foreman	Football Operations Manager
Todd Green	Video Director
Chase Howell	Video Assistant
Jaiquawn Jarrett	Assistant Director of Player Engagement
Jamal Kearney	Equipment Assistant
Jeremy Kelley	Director of Legend Affairs
Kyle Lane	Assistant Video Director
Mike Lounsberry	Football Research Analyst
Danny O'Toole	Assistant Equipment Manager
Mike Phillips	Football Solutions & Software Manager

STAFF DIRECTORY

FOOTBALL OPERATIONS (CONTINUED)

JD Rast	Football IT Support Manager
Bailey Sarkisian	Video Assistant
Rachel Sittler	Family Affairs Coordinator
David Smith	Senior Software Developer
Blake Still	Video Coordinator
Claire Stokes	Player Personnel Manager
Don Toner	Equipment Manager
Sam Welch	Equipment Assistant
Kevin Winston	Vice President of Player Affairs

GROUNDSKEEPING

Brian Ballard	Sports Fields Manager
Elliott Linstrum	Sports Fields Coordinator
Danny Losito	Director of Sports Fields & Grounds
Megan Muesse	Sports Fields Assistant
Dennis Riggs	Sports Fields Assistant
Jordan Schrader	Sports Fields Manager
Logan Strong	Sports Fields Assistant
Adam Webb	Sports Fields Assistant

HUMAN RESOURCES & LEGAL

Jasmine Butler	Associate Counsel
Eli Cohen	People Operations Coordinator
Mark Francis	Senior Paralegal & Privacy Coordinator
Mike Larsson	Total Rewards Manager
Brian Pille	Human Resources Business Partner
Lia Rollman	Director of People & Culture
André Walters	Deputy General Counsel
Crystal Wright	Director of Employee Experience & Development

INFORMATION TECHNOLOGY

Rob Bence	Vice President of Technology
Braiden Bessey	IT Support Engineer
TJ Carney	Director of InfoSec & Infrastructure
Sam Chapman	Audio Visual & IPTV Technician
James Doswell	IT Support Engineer
Luis Garcia	IT Infrastructure Support Engineer
Madison Slater	Director of Cybersecurity

MARKETING

Chris Boone	Marketing Analytics Manager
Greg Bostrom	Vice President of Marketing & Brand Strategy
Ryan Brewer	Senior Marketing Coordinator
Caitlyn Campbell	Marketing Coordinator
Cara Couture	Senior Marketing Automation Strategy Manager
Mike Duffy	Digital of Social & Digital Strategy
Ryan Gaylets	Senior Graphic Designer
Destiny Harrison	Marketing Coordinator
Hil Howle	Graphic Designer
Paige Hughes	Email Marketing Manager
Morgan Jenkins	Digital Platforms Coordinator
Kalen Karahalios	Senior Director of Marketing
Brooke Kopitke	Graphic Designer
Jes Morse	Retail Marketing Manager
Sean Phaler	Senior Director of Digital Marketing
Katie Reichel	Social Media Graphic Designer

STAFF DIRECTORY

MARKETING (CONTINUED)

Ethan Shapiro	Social Media Graphic Designer
Chris Stack	Performance Marketing Manager
Jaclyn Urda	Marketing Manager
TomEthel York	Marketing Automation Manager

PLAYER WELLNESS & MEDICAL STAFF

Thomas Barbeau	Return to Play Coordinator/Assistant Strength & Conditioning Coach
Ryan Bellerose	Director of Sports Science
Kate Callaway	Director of Performance Nutrition
Cole Gosett	Sports Science Coordinator
Dr. Nancy Gritter	Head Team Primary Care Sports Medicine Physician & Internist
Harrison Grube	Lead Medical Return to Performance/Athletic Trainer/Physical Therapist
Dr. William Hammonds	Team Ophthalmologist
Tracie Hartman	Culinary Director
Dr. Jim Herron	Team Dentist
Josh Hingst	Director of Performance
Genevieve Humphrey	Assistant Strength & Conditioning Coach
Denny Kellington	Vice President of Player Health & Performance
Nevin Markel	Team Chiropractor
Dr. Scott Lindblom	Team Internist
Karen Ocwieja	Assistant Athletic Trainer
Dr. JoAnne Perry	Mental Health Clinician
Tim Rabas	Human Performance Assistant
Dr. Jonathan Riboh	Team Orthopedist
Corey Rodrigo	Athletic Trainer/Physical Therapist
Katy Rogers	Associate Athletic Trainer
Dr. Evan Smith	Team Dentist
Rendrick Taylor	Assistant Strength & Conditioning Coach
Dr. Durham Weeks	Head Team Orthopedist
Brad Weist	Team Chiropractor
Kylan Smith	Physical Therapist

SCOUTING

Jackson Block	Scouting Assistant
Juston Burris	Pro Scout
Colton Chapple	Area Scout
Brian Decker	Vice President of Team Development
Corey Fuller	Area Scout
Jared Kirksey	Director of College Scouting
Kaleb Leach	Area Scout
Adam Maxie	Pro Scout
Caden McCloughan	Area Scout
Lee McNeill	Assistant Director of Pro Personnel
Brad Obee	Area Scout
Chris Smith	Scouting Assistant
Jordan Trgovac	Area Scout
Gabby Weinrich	Scouting Assistant
David Whittington	Assistant Director of College Scouting

SECURITY

Patsy Alston	Security Officer
Billie Castro	Security Officer
Yan Chhoeung	Security Officer
Anthony Cutler	Security Officer
Zavier Douglas	Security Officer
Kentrell Durant	Security Shift Supervisor

STAFF DIRECTORY

SECURITY (CONTINUED)

Randy Edens	Security Officer
Breelee Elliott	Security Shift Supervisor
JD Furr	Director of Safety & Security
Randy Goforth	Stadium Security Manager
Andre Haston	Compliance & Standards Manager
Gerri Huff	Security Officer
Alex Klaasse	Security Officer
Eddie Levins	Vice President of Risk & Protection
Eddie Loden	Security Officer
Henry Lowe	Security Shift Supervisor
Rudy Miller	Security Officer
Candice Pittman	Security Officer
Ricky Robbins	Team Security Assistant
David Royce	Security Shift Supervisor
Scott Sineath	Team Security Manager
JD Weigl	Security Shift Supervisor

STADIUM OPERATIONS

Clancey Adams	Senior Manager of Venue Programming
Bonnie Almond	Vice President of Venue Operations
Jason Bastian	Senior Manager Sporting Events
Lauren Farkas	Credentialing Coordinator
Matthew Fowler	Live Events Manager
Fatima Rahim	Events Coordinator
Joe Ramirez	Development & Project Coordinator
Brenna Ramsey	Events Coordinator
Kasey Rusling	Venue Operations Administrative Assistant
Victoria Toye	Project Manager
Caitlyn Valente	Sporting Coordinator - Soccer
Candice Wilson	Guest Experience Manager


TICKETING

Riley Ammons	Premium Service Coordinator
Jennifer Barrett	Ticket Operations Manager
Claire Beaudry	Ticket Operations Assistant
Logan Bee-Latty	Membership Services Representative
Mike Brown	Vice President of Ticket Sales & Services
Sydnee Carter	Membership Services Coordinator
Mike Chambers	Ticket Sales Account Executive
Hannah Chandarana	Membership Services Manager
Ryan Conaghan	Premium Sales Account Executive
Jenae Dorsey	Membership Services Representative
Dylan Evans	Senior Manager of Ticket Operations
Maisie Fischel	Premium Services Coordinator
Bryce Garvey	Director of Ticket Sales & Membership Services
Eric Garvey	Ticket Sales Manager
Darius Green	Ticket Sales Account Executive
Luke Grieco	Membership Services Representative
Jake Kling	Group Sales Account Executive
Daniel Levertton	Senior Coordinator of Ticket Operations
Jaime Logan	Inside Sales Manager
Tanner Natzke	Premium Sales Manager
David Nelson	Vice President of Premium Sales & Services
Caitlin Roberts	Director of Premium Services
Russ Robinson	Premium Sales Manager
Brooke Royal	Group Sales Account Executive

STAFF DIRECTORY

TICKETING (CONTINUED)

Isabel Rubino	Membership Services Representative
Ellie Schlesinger	Ticket Sales Account Executive
Hanna Scott	Ticket Sales Account Executive
Emily Swanton	Ticket Sales Account Executive
Hanna Tyree	Ticket Sales Account Executive
Jimmy Webber	Membership Services Representative
Kanyon West	Senior Director of Ticket Operations
Matthew White	Group Ticket Sales Coordinator





As we embark on our fourth decade of Carolina Panthers football, we want to take a moment to thank the fans and community for your unwavering commitment and passion for this team. Every cheer inside Bank of America Stadium, every jersey worn across the Carolinas, and every show of pride reminds us that this organization is built on the strength and resolve of our Panthers family.

On the gridiron, our football leadership and coaching staff continue to lay a strong foundation and build toward long-term and sustainable success. We're carrying forward momentum and energy from last season with a renewed sense of purpose and passion. We're also excited about the future of Bank of America Stadium. The planned enhancements will not only elevate the game day experience but also solidify Bank of America Stadium as a premier destination within the Carolinas.

In the community, we are reminded of the resilience and heroism of everyone throughout the Carolinas. In the wake of Hurricane Helene, everyone pulled together as one, showing the same spirit of unity that defines this team. That strength inspires us as we enter a new season with confidence and excitement.

Together, we're continuing to build something special—on the field, in the stands, and throughout the Carolinas. Thank you for being part of this journey with us.

KEEP POUNDING!

David and Nicole Tepper





BUSINESS ADMINISTRATION



KRISTI COLEMAN

**12TH NFL SEASON
12TH PANTHERS SEASON**

CHIEF EXECUTIVE OFFICER, TEPPER SPORTS & ENTERTAINMENT AND PRESIDENT, CAROLINA PANTHERS

As CEO of Tepper Sports & Entertainment (TSE) and President of the Carolina Panthers, Kristi Coleman oversees all business operations for the organization, including the Panthers, Charlotte Football Club, and Bank of America Stadium. When she was named Panthers President in 2022, Coleman became just the second female team president in NFL history. Her historic rise reached another milestone in September 2024, when the Panthers faced the Las Vegas Raiders in the league's first-ever matchup featuring female presidents leading both franchises. Commemorative footballs from the game are now on display at the Pro Football Hall of Fame.

In her role, Coleman is responsible for navigating the dynamic challenges of operating in a multibillion-dollar industry – from fostering relationships with officials across two leagues, partners and stakeholders, spearheading innovative business opportunities and enhancing fan engagement, to overseeing all aspects of the teams' and venue's business initiatives and developments. Coleman has been instrumental in defining facility projects for the organization, including securing the Charlotte City Council's vote for a joint \$800 million renovation of Bank of America Stadium and negotiating the extension of the stadium's naming rights deal with long-time partner Bank of America.

Coleman's journey with the Panthers began in 2014. In the past decade with the organization, she has risen from Controller to her executive leadership roles today – a testament to her work ethic, strategic mindset and vast skill set. Before joining the Panthers, Coleman began her career with the public accounting firm Deloitte, serving as an Audit Manager and working closely with the Panthers organization.

An advocate for women in sports leadership and youth development, Coleman has played a pivotal role in growing girls' flag football across the Carolinas with an aim of achieving sanctioning in both North and South Carolina, as well as supporting camps and clinics to create a positive change for at-risk youth through the sport of soccer.

Coleman's work has earned her widespread recognition and awards including Sports Business Journal Forty Under 40 (2025), Queens University Charlotte Businesswoman of the Year (2024), Sports Business Journal Game Changers (2024) and Charlotte Business Journal 40 Under 40 (2020).

Coleman has deep roots throughout the Carolinas. A native of Lake Hartwell, South Carolina, Coleman is a graduate from Clemson University with a degree in accounting as well as a master's degree in professional accountancy. She sits on the Board of Trustees for the Central Piedmont Community College Foundation and Queens University, the Executive Committee of the Charlotte Regional Business Alliance, the Board of Directors of Charlotte Sports and Charlotte Center City Partners and the President Advisory Board of Clemson University. Coleman is also a member of the Charlotte Executive Leadership Council and serves on the finance committee of Girls on the Run.

Coleman lives in Charlotte with her husband, Wade, and their two sons, Thomas and Charlie.



JAKE BURNS

5TH NFL SEASON
5TH PANTHERS SEASON

CHIEF STRATEGY & DEVELOPMENT OFFICER, TEPPER SPORTS & ENTERTAINMENT

Jake Burns joined Tepper Sports & Entertainment in April 2021 and serves as the Chief Strategy and Development Officer. In his role, Burns focuses on forward-looking, high-level strategic initiatives, encompassing commercial endeavors of significant impact across the enterprise, while also guiding the Business Strategy and Analytics team.

Burns came to TSE after five seasons with Major League Baseball's Washington Nationals, most recently as the team's Executive Vice President, Business Operations. In his role, he was responsible for all functions related to revenue generation, including corporate partnerships, licensing, ticket and suite sales, strategy and analytics, broadcasting, marketing, brand management, game entertainment, retail, food and beverage and non-baseball events at Nationals Park.

Burns has nearly ten years of professional sports experience. Prior to joining the Nationals, Burns spent 14 years in organizational and human capital strategy consulting, including time with Booz Allen Hamilton, a strategy and technology consulting firm based out of McLean, Virginia. While at Booz Allen Hamilton, Jake served as a Senior Associate in the firm's Defense and Intelligence Group, where he was responsible for business development, account leadership, client delivery and career management for a team of consultants who helped organizations envision, design and implement major transformations.

Burns is a member of the Johnson & Wales University Executive Advisory Council, the North Carolina Travel & Tourism Board and the World Affairs Council of Charlotte Board. He also serves as a volunteer youth baseball coach.

Burns holds a bachelor's degree in systems engineering from the University of Virginia and an MBA from the UVA Darden School of Business. Burns and his wife, Katherine, have two children, Jackson and Charlotte.



DAVID DICKERSON

2ND NFL SEASON
2ND PANTHERS SEASON

CHIEF FINANCIAL OFFICER, TEPPER SPORTS & ENTERTAINMENT

David Dickerson joined Tepper Sports & Entertainment in July 2024 as Chief Financial Officer, where he leads all finance and accounting operations across the organization—including the Carolina Panthers, Charlotte FC, and Bank of America Stadium. He is focused on building a high-performing corporate finance team, enhancing operational efficiency, and driving financial performance with a sharp eye on value creation and cost-effectiveness.

With over 20 years of experience spanning global manufacturing, public utilities, and technology services, Dickerson brings a unique blend of technical expertise, strategic insight, and leadership. He has deep knowledge in US GAAP, SEC reporting, financial analysis, budgeting and forecasting, and the design and implementation of financial policies and processes. Prior to joining TSE, he served as Vice President and Chief Accounting Officer at Diversey Inc., where he led a global accounting transformation, integrated a major acquisition, and played a key role in the company's IPO in March 2021.

Dickerson holds a Bachelor of Science in Accounting from the University of North Carolina at Charlotte and is a Certified Public Accountant.

He lives in Fort Mill, SC with his wife Melissa, son Ryan, and stepdaughter Jada. His older son Alex resides in Austin, TX, and his stepson Jared is currently attending UNC Chapel Hill.



**KISHA
SMITH**

**7TH NFL SEASON
7TH PANTHERS SEASON**

CHIEF PEOPLE OFFICER, TEPPER SPORTS & ENTERTAINMENT

Kisha Smith joined the Carolina Panthers in October 2019 as Vice President, Human Resources and was promoted to her current role with Tepper Sports & Entertainment in 2022. In her role, Smith leads the Human Resources function for TSE, including the Carolina Panthers, Charlotte FC and Bank of America Stadium.

Smith came to the Panthers as Vice President of Human Resources for the organization following a 15-year career with Walmart Inc. and Sam's Club. There, Smith led and supported the companies' logistics, regional operations, new store openings, health & wellness and headquarter functions in Florida, North Carolina, Washington D.C. and Bentonville, Ark., the location of the companies' headquarters.

Originally hired into her HR career by the Walmart Logistics team as a Human Resource Office Manager in 2004, Smith held various roles with increasing responsibilities, leading large HR teams, and partnering as a strategic business partner to varying levels of executive business operations leaders within different business segments of the company. Prior to joining TSE, her role was within the Sam's Club division, serving as HR Senior Director, Field Operations.

Smith serves on the Charlotte Ballet Board of Trustees. A native of Shelby, N.C., Smith earned a degree in business administration from the University of North Carolina at Charlotte. She went on to earn an MBA in human resource management from Columbia Southern University, a Masters in Christian Education from Dallas Theological Seminary, and an Executive MBA at UNC Kenan-Flagler Business School. Smith and her husband, Marcus, have two children, Kylie and Santana.



**ERIC
SUDOL**

**19TH NFL SEASON
1ST PANTHERS SEASON**

CHIEF REVENUE OFFICER, TEPPER SPORTS & ENTERTAINMENT

Eric Sudol is the Chief Revenue Officer at Tepper Sports & Entertainment (TSE), where he oversees all revenue-producing departments for the organization across its entities including the Carolina Panthers (NFL), Charlotte FC (MLS) and Bank of America Stadium.

Sudol joined TSE in January 2025 after previously serving in a dual leadership role as CEO of ProStar Energy Solutions, and SVP of Corporate Partnership Sales & Marketing for the Dallas Cowboys.

Sudol held a series of roles with the Dallas Cowboys from 2007 to 2024. Initially, his focus was on new business suites sales for AT&T Stadium, and was later promoted to the Director of Sales, where he oversaw a record-setting team in both seat licenses and suite sales. Over the past decade plus, Sudol led the Corporate Partnership department that not only leads the NFL in sponsorship revenue annually but doubled its revenue under his leadership. Additionally, he and his team accomplished a highly successful sales campaign surrounding the team's practice facility and mixed-use development, The Star, which has become an icon in the sports world.

Sudol assumed his role at ProStar in April 2020. ProStar, which at that time was owned by the Jerry Jones Family, was formed with the opening of AT&T Stadium to manage electrical spend in deregulated markets.

Throughout his time with the Cowboys, Sudol was also Senior Vice President of Global Partnerships at Legends, leading the global sales team that was part of major sponsorship deals at properties such as Allegiant Stadium, SoFi Stadium, Los Angeles FC, and more, many of which resulted in record-setting revenue.

Sudol is currently a Board Member of Make-A-Wish Central and Western North Carolina and an Advisory Board Member for the Charlotte Regional Business Alliance. He holds a Bachelor of Arts in Economics & Business from Cornell College in Mount Vernon, Iowa, and a Master of Business Administration and a Master of Sports Administration from Ohio University. Sudol was selected to the Dallas Business Journal and Sports Business Journal 40 under 40 in 2015 and 2019, respectively. He and his wife Kate have a son James and daughter Isabelle.



TANYA TAYLOR

3RD NFL SEASON
3RD PANTHERS SEASON

GENERAL COUNSEL, TEPPER SPORTS & ENTERTAINMENT

Tanya M. Taylor serves as Senior Vice President, General Counsel for Tepper Sports & Entertainment, owner of the Carolina Panthers, Charlotte FC and Bank of America Stadium. In this role, she oversees the corporate legal team, assuming responsibility for all legal matters for team, stadium and corporate operations.

Prior to joining TSE, Taylor most recently served as Executive Vice President, General Counsel, and Corporate Secretary for Radisson Hotel Group Americas, based in Minneapolis, leading the corporate legal team and responsible for all company legal matters in the Americas, while also overseeing all secretarial matters for its Board of Directors. She has also held various legal roles in hospitality, including Vice President, Regional General Counsel, North America at Millennium Hotels & Resorts, and Vice President, Regional General Counsel, U.S., Latin America & Caribbean for more than nine years at Wyndham Hotel Group.

Taylor is on the Children's Theater Company Board of Directors and a member of the South Charlotte Chapter of Jack and Jill of America, Inc. She is also a member of the Rho Psi Omega Chapter of Alpha Kappa Alpha Sorority, Inc. Born and raised in Northern New Jersey, Taylor received her bachelor's degree from Georgetown University and her law degree from the University of Pennsylvania Carey Law School.



CAROLINE WRIGHT

3RD NFL SEASON
3RD PANTHERS SEASON

CHIEF VENUES OFFICER, TEPPER SPORTS & ENTERTAINMENT

Caroline Wright joined Tepper Sports & Entertainment (TSE) in February 2023. In her role, Wright leads all aspects of Bank of America Stadium's day-to-day and event operations, as well as all other TSE owned and operated venues, including strategic capital development, sports fields, security, maintenance and technology, defining service standards and ensuring best in class operational performance. Additionally, she oversees booking concerts and events at Bank of America Stadium.

Prior to coming to TSE, Wright spent 27 years with Maple Leaf Sports & Entertainment (MLSE), most recently as the Vice President and General Manager, Venues. She led the management of all facility and event operations across MLSE's owned and operated venues, including Scotiabank Arena, BMO Field, Coca-Cola Coliseum, Ford Performance Centre, BMO Training Ground and QVO Athletic Centre and Lamport Stadium. These venues are home to the Toronto Maple Leafs (NHL), Toronto Raptors (NBA), Toronto FC (MLS), Toronto Argos (CFL) and a world-leading live entertainment business.

Prior to her appointment as Vice President & GM, Wright held leadership roles in the areas of Venue Strategy, Capital Projects, Creative Agency Production, Marketing, Fan Loyalty, Retail and Global Partnerships & Ticketing.

Since 2004, Wright has served on the Durham College Sports Management Advisory Board. She currently sits on the committee for the American Heart Association Heart Ball in Charlotte, N.C., and on the board of directors of the Charlotte-Mecklenburg Police Foundation.

A native Canadian, Wright grew up north of Toronto, Ontario and graduated from Durham College with a diploma in Sports Business. She completed a certification in Holistic Nutrition. Wright and her husband, Chris, have two sons, Mason and Brendan.



FOOTBALL ADMINISTRATION



**DAN
MORGAN**

**15TH NFL SEASON
5TH PANTHERS SEASON**

PRESIDENT OF FOOTBALL OPERATIONS/GENERAL MANAGER

Dan Morgan enters his fifth season with Carolina's front office, and second as the President of Football Operations/General Manager of the Panthers, after serving as the assistant general manager from 2021-23.

"Dan has a clear vision to take us where we all want to go," Chairman David A. Tepper said after promoting Morgan. "We know he will attack this opportunity with the same intensity he did as a Panthers player."

In Morgan's first season as the team's President of Football Operations/General Manager in 2024, members of the Panthers' free agency class included co-sack leaders defensive end A'Shawn Robinson and outside linebacker Jadeveon Clowney, and offensive guards Damien Lewis and Robert Hunt. Hunt earned his first career Pro Bowl selection. With the signing of Lewis and Hunt to help solidify the offensive line, the team produced its first 1,000-yard rusher (Chuba Hubbard) since 2019.

After free agency, Morgan turned his attention to the draft. In 2024, the Panthers were the only team in the NFL with three players in the top 15 in receiving yards among rookies: wide receivers Xavier Legette (497) and Jalen Coker (478), as well as tight end Ja'Tavion Sanders (342). Defensively, rookie linebacker Trevin Wallace finished fourth in the NFL in total tackles among rookies (63) after only starting eight games. In his first career start (Week 5), Wallace joined Luke Kuechly as the only Panthers rookie to record 15+ tackles in a game in franchise history.

During his time as general manager, Morgan, along with Executive Vice President of Football Operations Brandt Tiliis, extended a pair of Pro Bowl Panthers' draftees in defensive end Derrick Brown and cornerback Jaycee Horn, as well as Hubbard, to multi-year deals.

Prior to rejoining Carolina, Morgan spent three years (2018-20) with the Buffalo Bills as director of player personnel. While with Buffalo, the team made two playoff appearances, including a trip to the 2020 AFC Championship.

Morgan's front office experience began in Seattle (2010). In his second season with the Seahawks, he was named assistant director of pro personnel, a position he held for four seasons (2011-14), including their Super Bowl XLVIII victory. Later, he was promoted to director of pro personnel (2015) and was responsible for guiding the pro and advance scouting efforts for the club.

Selected 11th overall by the Panthers in the 2001 NFL Draft, Morgan played seven seasons for the Panthers (2001-07) and tallied 390 tackles and 11 takeaways. As part of a defense that led the Panthers to a Super Bowl appearance following the 2003 season, Morgan was selected to the Pro Bowl after posting a single-season high 102 tackles. He concluded that season with 25 tackles in Super Bowl XXXVIII, a franchise postseason record.

Morgan had a four-year career (1997-2000) at the University of Miami (FL), becoming the first player to be named captain as a sophomore at Miami. He won the Nagurski Trophy and Bednarik Award (given to the nation's top defensive player), as well as the Butkus Award (for the best linebacker) in 2000, becoming the first player in NCAA history to win all three in a career. He also earned All-American honors and was named the 2000 Big East Player of the Year. He was inducted into the College Football Hall of Fame in 2021 in recognition of his stellar four-year career.

A native of Clifton Heights, Pennsylvania, Morgan and his wife, Ashleigh, have three children, Lexi, Brady and Cali.



**BRANDT
TILIS**

**16TH NFL SEASON
2ND PANTHERS SEASON**

EXECUTIVE VICE PRESIDENT OF FOOTBALL OPERATIONS

Brandt Tilis begins his second season with the Panthers as their Executive Vice President of Football Operations after joining the team in January 2024. Tilis came to Carolina after having spent 14 seasons with the Kansas City Chiefs front office, most recently serving as their Vice President of Football Operations for three seasons (2021-23).

Tilis reports to President of Football Operations/General Manager Dan Morgan and is responsible for all football administration and non-coaching matters related to operations, equipment, video, and analytics, among other responsibilities. He will also lead player contract negotiations, compliance with the NFL Collective Bargaining Agreement and league rules, salary cap management and maintenance and labor administration.

Before joining the Panthers, Tilis spent 14 seasons with the Kansas City Chiefs front office, including as the team's lead contract negotiator since 2017, where he worked to create a structure for quarterback Patrick Mahomes' record-breaking 10-year, \$450 million contract extension in 2020. He originally joined the club in 2010 as a Salary Cap/Contract Analyst, ultimately working as the Vice President of Football Operations for his final three seasons (2021-23) with the Chiefs.

Prior to his time in Kansas City, Tilis spent three seasons in the Labor Operations Department for the National Football League Management Council (2007-09). While at the league office, Tilis served as Labor Operations Coordinator (2008-09) after originally joining the NFL Management Council as a Labor Operations Intern (2007).

The Dallas, Texas, native graduated in 2007 from the University of Rochester with two degrees in economics and statistics, including a special citation in finance. He spent three summers (2004-06) as a Football Operations Intern for the Oakland Raiders before joining the NFL office. He and his wife, Elizabeth, have two daughters, Samantha and Brooklyn.



**JEFF
BROWN**

**15TH NFL SEASON
3RD PANTHERS SEASON**

VICE PRESIDENT OF FOOTBALL OPERATIONS

Jeff Brown enters his third season with the Carolina Panthers as the Vice President of Football Operations.

In his current role, Brown oversees several departments including football operations, equipment and football video. He also works closely with Head Coach Dave Canales and the rest of the coaching staff on practice and game operations.

Brown joined the Panthers after 12 seasons in football operations with the Indianapolis Colts, most recently serving as the team's Director of Operations (2015-22), managing team logistics and training camp operations in addition to overseeing facility operations and grounds. Before that, he served as the Colts Manager of Operations (2012-14) and was the team's Football Operations Assistant (2011), as well as an equipment and public relations intern.

A native of Indianapolis, Indiana, Brown was a ball boy for the Colts (1999-2010) while playing and later coaching baseball at his alma mater, Butler University, where he earned a degree in public relations and advertising. He and his wife, Leah, have four children: Marin, Callen, Braela and Jaelen.



BRIAN DECKER

11TH NFL SEASON
3RD PANTHERS SEASON

VICE PRESIDENT OF DEVELOPMENT/FOOTBALL ADMIN

Brian Decker enters his second season with the Carolina Panthers and first as the Vice President of Development/Football Administration after serving as the Vice President of Team Development a season ago. Wide ranging, Decker's role encompasses several responsibilities, from helping evaluate incoming players to developing players and coaches once they arrive. Before joining Carolina, Decker spent six seasons (2017-22) with the Indianapolis Colts.

Combining his military experience with the input of the general manager and head coach, Decker has developed a model and methods to assess the mindset of NFL prospects, using this information to onboard and develop the player approach to the game and team culture.

Prior to joining the Panthers, Decker most recently served as the Indianapolis Colts Director of Team Development for three seasons (2020-22) after serving as the team's Director of Player Development for two years (2018-19). He got his start in the NFL with the Cleveland Browns as a Player Personnel Strategist and has consulted in all major professional sports on the selection and development of athletes.

An Army Special Forces Officer who retired in 2014 after achieving the rank of Lieutenant Colonel, Decker served twice in Operation Iraqi Freedom as a Special Forces Officer. His last assignment was Commander of Special Forces Assessment and Selection. He oversaw the development and execution of the talent acquisition strategy to select future Green Berets.

Decker graduated from Eastern Kentucky and then earned his master's degree in defense analysis from the Naval Postgraduate School.



ERIC EAGER

2ND NFL SEASON
2ND PANTHERS SEASON

VICE PRESIDENT OF FOOTBALL ANALYTICS

Eric Eager begins his second season with the Carolina Panthers as Vice President of Football Analytics. Eager has spent many years in the football analytics field, and most recently served as a vice president and partner for SumerSports, a sports analytics company led by former Atlanta Falcons general manager Thomas Dimitroff.

Prior to joining SumerSports, Eager spent seven seasons with Pro Football Focus (PFF), most recently serving as Vice President of Research and Development. While at PFF, he was tasked with building and leading their analytics group, which developed analytical tools for NFL and NCAA teams, as well as NBC and NFL Network.

Eager attended Minnesota State University-Moorhead, where he played college football and graduated with a mathematics degree. He went on to graduate from the University of Nebraska, earning his master's in mathematics and a doctorate in applied mathematics.



DENNY KELLINGTON

9TH NFL SEASON
1ST PANTHERS SEASON

VICE PRESIDENT OF PLAYER HEALTH & PERFORMANCE

Denny Kellington enters his first season with the Carolina Panthers as the Vice President of Player Health & Performance, where he will oversee the team's training, strength & conditioning, nutrition, and sports science departments. He joins the Panthers after spending eight seasons with the Buffalo Bills in their athletic training department, most recently serving as their associate athletic trainer.

As a member of the Bills' medical team, Kellington was integral in saving Damar Hamlin's life during a Monday Night Football game in Cincinnati on January 2, 2023, after the safety experienced a cardiac arrest. For their heroic efforts, the sports medicine team was recognized by the Bills and across the NFL for their actions. On March 29, 2023, New York Governor Kathy Hochul awarded the Buffalo Bills Medical Staff the Executive Chamber - Special Citation. Additionally, the New York State Senate and Assembly awarded the group a Legislation Resolution. Moreover, the Professional Football Athletic Trainers Society (PFATS) honored Kellington and his fellow staff members with the 2023 PFATS Presidents Award.

Prior to his time in Buffalo, Kellington spent 12 years at Syracuse University, joining as the school's assistant athletic trainer in 2005 before being elevated to head football athletic trainer in 2011. While in upstate New York, he served the New York Athletic Trainers Association and Atlantic Coast Conference Sports Medicine Association as both an educator and committee member. Kellington has presented on a variety of topics around the country ranging from case studies to emergency preparedness.

Kellington grew up in Midwest City, Oklahoma, and received his Bachelor of Science from Oklahoma State University. After graduating, Denny spent a full season with the Denver Broncos and then worked for the Amsterdam Admirals of NFL Europe. Following his time in Europe, he obtained a Masters in Sport and Exercise Studies from Ohio State University.

Denny and his wife, Jennifer, have two children, Sydney and Bryton.



KEVIN WINSTON

29TH NFL SEASON
3RD PANTHERS SEASON

VICE PRESIDENT OF PLAYER AFFAIRS


Kevin Winston enters his third season with the Carolina Panthers as the team's Vice President of Player Affairs. Responsible for one of the most critical pillars of the organization, Winston is tasked with creating a first-class environment that attracts and fosters talent so players can maximize their capabilities to reach their full potential both on and off the field.

Charged with the vision and integration of all aspects of football and business operations that contribute to the holistic athlete experience, Winston focuses on the implementation of long-term initiatives throughout player development. His department assists in the identification of under-resourced, but potentially fruitful, areas for strategic development to create personal and competitive advantages for the team, its players and their ecosystem.

Prior to joining the Panthers, Winston served on the football operations staff for the National Football League office for two years after spending 15 seasons with the Atlanta Falcons in their player affairs department, serving the last five as vice president of the department. Prior to Atlanta, he spent five seasons with the New York Jets as the vice president of player development and four seasons with the Tampa Bay Buccaneers as the director of player development.

Winston's departments have twice been honored by the NFL, first as the Most Outstanding Player Development Department with the Jets (2003-04) and later as the Outstanding Career Development Program with the Falcons (2008).

Winston and his wife, Dana, have a son, Matthew Kevin.



MIKE ANDERSON

16TH NFL SEASON
16TH PANTHERS SEASON

DIRECTOR OF FOOTBALL OPERATIONS

Mike Anderson enters his 16th season with the Carolina Panthers and fifth as Director of Football Operations. In his role, Anderson is responsible for the team's travel logistics, including charters, hotels and ground transportation for home and away games. He is also tasked with department planning and budgeting, while supporting day-to-day logistics.

Anderson joined Carolina in 2010, spending one season with the equipment staff before shifting to the football operations department (2011). He was named Football Operations Assistant (2013), before being promoted to Assistant Director of Football Operations (2017).

A native of Charlotte, Anderson earned his degree in sport management from N.C. State in 2010.

Anderson and his wife, Ashlee, have two sons, Wesley and Hayes.



RYAN BELLEROSE

5TH NFL SEASON
5TH PANTHERS SEASON

DIRECTOR OF SPORTS SCIENCE

Ryan Bellerose enters his fifth season with the Carolina Panthers, and his second as director of sports science. Bellerose rejoined Carolina as the Sports Science Coordinator (2022-23) after originally serving as a Human Performance Assistant with the Panthers (2020).

Prior to his return, Bellerose spent a season at Vanderbilt University as an Assistant Strength & Conditioning Coach and Director of Sports Science (2021).

After starting his career as an intern at Ball State University in their strength & conditioning department, working with football and women's basketball (2015), Bellerose then went back to his alma mater, Plymouth State University, as a student strength & conditioning coach, offensive line assistant and teacher while finishing his degree.

Bellerose spent four years (2016-19) at the University of South Carolina in a number of roles, working his way from strength and conditioning intern to interim director of strength and conditioning.

A native of Hudson, New Hampshire, Bellerose graduated from Plymouth State with a bachelor's degree in physical education in 2016, while he also played football as a three-year starter along the offensive line.



KATE CALLAWAY


6TH NFL SEASON
6TH PANTHERS SEASON

DIRECTOR OF PERFORMANCE NUTRITION

Kate Callaway enters her sixth season with the Carolina Panthers as Director of Performance Nutrition. In her role, Callaway is responsible for providing individual and team nutrition strategies for optimal performance and health.

Prior to joining the Panthers staff, Callaway's experience included work as a sports dietitian at the University of Mississippi (2016-20), an eating disorder treatment dietitian at the UNC-Chapel Hill Center of Excellence for Eating Disorders (2014-16), director of sports nutrition at North Carolina State University (2012-14), and sports dietitian at Auburn University (2010-12).

Callaway, MS, RDN, CSSD, ISAK-1, RYT-500, received a Bachelor of Science in nutrition and a Master of Science in sports nutrition from Auburn University.



JOSH HINGST

17TH NFL SEASON
1ST PANTHERS SEASON

DIRECTOR OF PERFORMANCE

Josh Hingst begins his first season with the Carolina Panthers as Director of Performance, as he embarks on his 17th NFL season.

Prior to the Panthers, Hingst spent four seasons as Director of Player Performance for the Minnesota Vikings. Hingst was a part of the 2022 Vikings team that finished 13-4 and claimed the NFC North title. From 2013-20 he was the head strength & conditioning coach with the Philadelphia Eagles, part of a team that won the first Super Bowl title for the franchise, Super Bowl LII. Hingst implements a holistic program to address all areas of athletic development, utilizing a variety of strength, speed, and power methods individualized to each athlete.

In 2013, his first year with the Eagles, Hingst played a major role in the implementation of one of the NFL's first data-driven training systems, introducing technologies such as Catapult-GPS Tracking, Omegawave, and Eliteform – Velocity Based Training, that culminated in an NFC East Championship that year. Hingst strives to remain at the forefront of progressive and cutting-edge performance training methods, recently utilizing Forcedecks, Nordboard, Blood Biomarker and Microbiome testing, and Zebra Tracking Systems.

The Eagles were successful during Hingst's tenure, winning three NFC East titles, Super Bowl LII, and making a return to the NFC Divisional Playoffs in 2018. After the 2017 season Hingst was awarded the Professional Strength & Conditioning Association Champions Award. The Eagles finished as the healthiest team in the league in 2016 based on games lost due to injury and finished in the top 10 of the category five times while he led the program.

Prior to Philadelphia, Hingst served as the assistant strength coach for the Jacksonville Jaguars (2011-12). From 2009-11, he worked as the director of sports nutrition at the University of Nebraska-Lincoln where he directed fueling practices for all 21 sports. Before his time with the Huskers, he worked as the team nutritionist for the Atlanta Falcons (2008-09), where he oversaw the nutrition and assisted with strength and conditioning capacities. His first full-time position was as an assistant strength & conditioning coach at Florida State (2004-08), after getting started in the field as an undergrad at the Nebraska working for Boyd Epley, Mike Arthur, and the Husker Power Performance Staff.

In 2013, Hingst published *The Athlete's Guide to Sports Supplements*, and he has written for industry publications throughout his career and speaks regularly at conferences. He also holds a master's degree and is working toward a doctorate. Hingst is a registered dietitian, a certified strength & conditioning specialist, and has completed a number of professional development courses in the areas of speed and movement development, postural restoration and functional manual therapy techniques.

A native of Hooper, Nebraska, Hingst earned a pair of bachelor's degrees at Nebraska in nutritional science and dietetics, as well as in exercise science. He holds a master's degree in clinical nutrition from Florida State and has studied for a doctorate in exercise physiology at Nebraska. Hingst and his wife, Megan, have a daughter, June.



**JARED
KIRKSEY**

**18TH NFL SEASON
5TH PANTHERS SEASON**

DIRECTOR OF COLLEGE SCOUTING

Jared Kirksey is in his fifth season with Carolina and third as the Director of College Scouting after being promoted (2023). Kirksey joined the Panthers as the East National Scout (2021) before becoming the Assistant Director of College Scouting the following year (2022).

Kirksey came to the Panthers with 13 years of NFL scouting experience, including eight seasons with Jacksonville (2013-20), starting as the club's BLESTO scout, before working as a college scout for seven seasons.

Prior to joining the Jaguars, Kirksey spent three seasons (2010-12) with the Tampa Bay Buccaneers and two with the Houston Texans (2008-09), where he served as the college and pro scouting intern. During his time with the Texans, Kirksey evaluated specialists from all 32 teams, among other duties.

Born in Gainesville, Florida, Kirksey played defensive end at the University of Central Florida. His father, Larry, was a former NFL wide receivers coach for the 49ers, Lions, Jaguars, Broncos & Texans.



**LEE
MCNEILL**

**9TH NFL SEASON
9TH PANTHERS SEASON**

DIRECTOR OF PRO SCOUTING

Lee McNeill is in his ninth season with the Panthers and first as his Director of Pro Scouting. In his role, McNeill and his staff are responsible for scouting upcoming opponents, evaluating free agents, monitoring the waiver wire and assessing talent across all professional football leagues.

McNeill previously served as a pro scout for two seasons (2022-23) and was Carolina's representative for BLESTO Scouting Service (2020-21), covering the Mid-Atlantic region, including North Carolina, Virginia and West Virginia. In his first season as the BLESTO scout, he also covered Tennessee and Kentucky, then replaced those states with West Virginia.

Prior to becoming the team's BLESTO scout, McNeill served as football operations and pro scouting assistant (2019). He got his start with the Panthers as a football operations training camp intern (2017) and then served as a season-long intern with the football operations department (2018).

A native of Indian Trail, North Carolina, McNeill played quarterback at Porter Ridge High School. He was a member of the Charlotte 49ers first-ever recruiting class in 2012, where he played collegiately for five seasons. McNeill graduated from UNC-Charlotte with a degree in business administration and went on to earn his MBA in 2017.

He and his wife, Natalia, reside in Matthews, North Carolina.



**TODD
GREEN**

**6TH NFL SEASON
6TH PANTHERS SEASON**

VIDEO DIRECTOR

Todd Green enters his sixth season with the Carolina Panthers as Video Director.

In his role, Green manages the football operations' video team, in charge of capturing, editing and organizing team video for the coaching and personnel staff throughout the season and offseason. In addition to film production, his staff is responsible for ensuring all meeting rooms for coaches and players are equipped with the necessary equipment, including projectors and computers. He is also tasked with overseeing the use of the team's 8K projector wall and the Microsoft tablets used by coaches and players during games. In the offseason, Green and his staff manage a database of all college football games to help coaches and personnel staff prepare for the NFL draft.

Before coming to Carolina, Green spent the previous six years at Clemson in the same role. While with the Tigers, he was a part of two national championships and five Atlantic Coast Conference titles.

Prior to his time at Clemson, Green worked five years at the United States Naval Academy, where he was originally hired as video director, before being promoted to assistant athletics director. Green also spent one year with the football team at the University of Arkansas (2008). He got his start in college athletics at The Citadel (2003).

Green earned a master's degree from the University of South Carolina and an undergraduate degree from the University of Tennessee.

He and his wife, Lauren, have two children, son, Thaddeus, and daughter, Mckinlee Grace.



**DON
TONER**

**40TH NFL SEASON
31ST PANTHERS SEASON**

EQUIPMENT MANAGER

Don Toner enters his 31st season with the Carolina Panthers, and his ninth as Equipment Manager. He originally joined the franchise during their inaugural season of play (1995).


Toner previously served as the Panthers Assistant Equipment Manager (1995-2017), joining Carolina after nine years in the equipment department with the Buffalo Bills (1986-94).

While still attending high school, Toner began his career with Buffalo assisting the equipment staff during training camp and gradually increased his responsibility until he began traveling with the team in 1988.

Toner and his wife, Joelle, have two kids, Donny and Nicole.



COACHING STAFF



DAVE CANALES

16TH NFL SEASON
2ND PANTHERS SEASON

HEAD COACH

Dave Canales was hired as the head coach of the Carolina Panthers on January 25, 2024, becoming the seventh head coach in franchise history. Canales came to Carolina after serving as offensive coordinator for the Tampa Bay Buccaneers (2023). He spent his first 13 seasons in the NFL with the Seattle Seahawks (2010-22) in various roles on the offensive side of the ball.

In Canales' first season at the helm for Carolina, the Panthers improved by three wins, tied for the sixth-best improvement in the NFL. Three added wins was the third best among 2024 new coach hires (behind WAS & LAR) and the best among the five first-time head coaches (SEA, NE, TEN, LV).

In 2024, Canales helped guide quarterback Bryce Young to a career-high 21 total touchdowns. Young led the Panthers on game-winning or game-tying drives in six of the final nine games and had at least two touchdown passes in three-straight games to close out the season and a passing touchdown in each of the last 10, both the longest streaks of his career. Running back Chuba Hubbard eclipsed the 1,000-rushing-yard mark for the first time in his career (1,195) and became the first Panthers player to reach this milestone since 2019. He also set career-highs in carries (250), rushing yards, rushing touchdowns (10), catches (43) and scrimmage yards (1,366), earning a Pro Bowl alternate nod for his efforts.

The Panthers were the only offense in the NFL with three players in the top 15 in receiving yards among rookies: wide receivers Xavier Legette (497) and Jalen Coker (478), as well as tight end Ja'Tavion Sanders (342). Among all rookies in Panthers history, Legette finished fourth in catches (49), tied for fifth in touchdowns (four), and seventh in receiving yards while Coker led all undrafted players in the NFL in receiving yards, catches (32) and receiving touchdowns (two), and became the Panthers franchise-leader in all three categories among undrafted rookies. Sanders set the record for the most receiving yards by a rookie tight end in team history and finished second in receptions (33).

On the defensive side of the ball, cornerback Jaycee Horn was named to the Pro Bowl for the first time in his career and was one of only three players in the NFL to record at least 50 tackles, 10 passes defended, five tackles for loss and 2.0 sacks. Along with cornerback Mike Jackson, the duo combined for 30 passes defended, the most by a cornerback tandem in the NFL. Defensive end A'Shawn Robinson led all defensive linemen in the league in both total (80) and solo (43) tackles.

The 2024 Panthers featured two Pro Bowlers: Horn and guard Robert Hunt (originally a second alternate), while Hubbard earned an alternate spot.

Before taking the lead in Carolina, Canales served as offensive coordinator for the Buccaneers in 2023. Under his guidance, several players recorded career-highs as the team won the NFC South division and reached the divisional round of the playoffs after defeating the reigning NFC Champion, the Philadelphia Eagles, in the Wild Card round. Quarterback Baker Mayfield set career-highs in passing yards (4,044), completion percentage (64.3%), touchdowns (28) and completions (364). He was one of just two quarterbacks in the NFL to throw 27 or more touchdowns and 10 or fewer interceptions on the season.

Running back Rachaad White set career-highs in rushing yards (990) and ranked third among NFL running backs with 549 receiving yards. His 1,539 scrimmage yards tied for the seventh-most league-wide. Wide receiver Mike Evans reached the 1,000-yard mark for the 10th consecutive season and became the first player ever to record 60+ receptions in each of his first 10 seasons. He and fellow wide receiver Chris Godwin were one-of-three pairs of teammates this season to record at least 75 receptions and 950 receiving yards.

Canales joined the Buccaneers after spending the past 13 seasons with the Seattle Seahawks (2010-22), where he helped the organization make 10 playoff appearances, two conference championships and a Super Bowl XLVIII title. Canales originally joined the Seahawks as an offensive quality control coach (2010-12) before being elevated to assistant quarterbacks coach (2013-14) and later wide receivers coach (2015-17), quarterbacks coach (2018-19, 2022) and pass game coordinator (2020-21).

As quarterbacks coach in 2022, Canales guided Geno Smith to his first career Pro Bowl selection, in addition to receiving Comeback Player of the Year honors from The Associated Press and Pro Football Hall of Fame (PFWA). Smith was also named the NFL's Most Improved Player by the PFWA after leading the NFL with a 69.8% completion percentage and setting career highs in completions (399), passing yards (4,282) and passing touchdowns (30).












The Seahawks excelled offensively during Canales' tenure in Seattle, recording 7.61 passing yards per attempt and 4.53 rushing yards per attempt over the 13-year run. Seattle was the only offense to rank in the top five in both of those categories during that span. During Canales' time in Seattle, former Seahawks quarterback Russell Wilson joined Peyton Manning as the only players in league history with 3,000+ passing yards and 20+ passing touchdowns in each of their first 10 seasons. While Canales was Seattle's pass game coordinator in 2020, wide receiver Tyler Lockett established a new franchise record with 100 receptions, while fellow wide receiver D.K. Metcalf set a new franchise mark with 1,303 receiving yards.


Prior to his time in Seattle, Canales spent one season as an assistant strength coach and video assistant at the University of Southern California in 2009, while also working with the quarterbacks. He made the jump to USC from El Camino (California) College (2006-08), where he served as the tight ends coach and special teams coordinator before coaching quarterbacks in his final season. During that time, he worked as a part-time coach at the annual Pete Carroll football camps where he built a relationship with Carroll. Canales began his coaching career as the head freshman/sophomore coach and offensive coordinator at his alma mater, Carson High School (2004-05). He played wide receiver at Azusa Pacific University from 1999- 2003, where he was named team captain twice, and earned his degree in business administration in 2003.

A native of Carson, Calif., Canales and his wife, Lizzy, have four children – Ashby, Benjamin, Beatrice and Amaya.

PLAYING CAREER

COACHING CAREER

-  2004-05 | Carson (Calif.) HS - Frosh/Soph Head Coach
-  2006-07 | El Camino College - Tight Ends/Special Teams
-  2008 | El Camino College - Quarterbacks
- 2009 | Southern California - Assistant Strength/Video Assistant
-  2010-12 | Seattle Seahawks - Quality Control/Offense
-  2013-14 | Seattle Seahawks - Assistant Quarterbacks/Offensive Quality Control
-  2015-17 | Seattle Seahawks - Wide Receivers
-  2018-19 | Seattle Seahawks - Quarterbacks
-  2020-21 | Seattle Seahawks - Offensive Passing Game Coordinator
-  2022 | Seattle Seahawks - Quarterbacks
-  2023 | Tampa Bay Buccaneers - Offensive Coordinator
-  2024 - | Carolina Panthers - Head Coach



EJIRO EVERO

**18TH NFL SEASON
3RD PANTHERS SEASON**

DEFENSIVE COORDINATOR

Ejiro Evero (pronounced: AY-jer-OH eh-VARE-oh) enters his third season as defensive coordinator with the Carolina Panthers. Twice in the last three seasons (2022 & 2023), Evero's defenses ranked in the top 10 league-wide, including fourth in his first season in Carolina (2023).

In his second year in Carolina, Evero's defense was led by first-time Pro Bowl cornerback Jaycee Horn, who set career-highs in games played (15), total tackles (68), sacks (2.0), passes defended (13), quarterback hits (two), and tackles for loss (five). Along with cornerback Mike Jackson, who ranked tied for third in passes defended (17), the duo combined for the most by a cornerback tandem in the NFL in 2024 (30). Safety Xavier Woods paced the defense in tackles (119) and interceptions (three). Evero also reunited with defensive end A'Shawn Robinson and linebacker Josey Jewell, whom he spent time with in Los Angeles and Denver, respectively. Robinson led all defensive linemen in the league in total (80) and solo tackles (43), while Jewell recorded the fifth-most tackles by a player in their first season with the Panthers (97), despite appearing in just 12 games.

Along with veteran contributions, several rookies shined under Evero's guidance in 2024. Linebacker Trevin Wallace ranked fourth in total tackles among rookies (63), despite only starting eight times in 13 games played. He finished tied with linebacker Jon Beason for fifth in franchise history in total tackles through a player's first eight starts (58). A fifth-round pick, cornerback Chau Smith-Wade and undrafted safety Demani Richardson both recorded interceptions, becoming one of just eight pairs of rookies on the same team this season with picks.

Finishing fourth in total defense in his first season with the Panthers (2023), Evero oversaw a defensive unit that allowed 293.9 yards per game, the third lowest in a season in franchise history and over 50 yards fewer per game than the previous season. The defense's 171.5 passing yards per game set a franchise record and was third-fewest in the NFL. Under his guidance, defensive tackle Derrick Brown was named to his first Pro Bowl and set an NFL record for most tackles by a defensive lineman in a season (103). Brown was the only player in the NFL in 2023 to record 100+ tackles, 15+ quarterback hits and seven+ tackles for loss.

Under Evero's watch, the 2022 Broncos defense ranked seventh in the NFL in total defense (320.0 yards per game), 10th in rushing defense (1,866) and second in opponent third down conversion percentage (34.1%). The team also finished in the top 10 in opponent points per drive (seventh – 1.71), opponent red zone touchdown rate (seventh – 51.1%), and defensive three-and-out percentage (fourth – 37.9%).

A pair of Broncos' defensive backs – cornerback Patrick Surtain II and safety Justin Simmons – garnered postseason accolades. Surtain received first-team All-Pro honors and was named a starter for the AFC Pro Bowl team, while Simmons earned second-team All-Pro honors for his efforts. Surtain II recorded two interceptions and 10 passes defended in his second year, while Simmons finished the season with a career-high six interceptions, tied for the most in the NFL.

Prior to Denver, Evero spent five seasons with the Los Angeles Rams (2017-21), serving as the secondary coach/pass game coordinator (2021) and safeties coach (2017-20). In those seasons, the defense collected a combined 82 interceptions, which ranked tied for second in the league over that span. The club tallied 18 interceptions in consecutive seasons from 2017-18 and featured four safeties who combined for 12 picks in those two years.

During their Super Bowl-winning season (2021), Evero's secondary ranked tied for third in interceptions (19) and featured 10 different players to record at least one pick. Cornerback Jalen Ramsey and safety Taylor Rapp tied for the team lead in interceptions (four) and ranked tied for sixth in the NFC. Ramsey earned his second career All-Pro selection and was named to his third career Pro Bowl. Among playoff teams that season, the Rams allowed just 18.8 points per game and ranked second in total yards per game (282.3) and third in passing yards per contest (222.0) while generating at least one interception in each of the team's first three playoff games.

As a defensive quality control coach for Green Bay (2016), Evero coached under then-Packers defensive coordinator and former Panthers head coach, Dom Capers, whom he later reunited with in Denver (2022) and in Carolina (2023-25).

In San Francisco for five seasons (2011-15), Evero started as a quality control coach (2011), before he worked as an offensive assistant (2012-13), switching sides of the ball as a defensive assistant (2014-15) for his final two years with the 49ers. He spent one season (2010) at the University of Redlands (Calif.) as special teams coordinator/defensive backs coach.

Evero broke into the NFL as a defensive quality control coach for Tampa Bay for three seasons (2007-09). He began his coaching career as an assistant coach at his alma mater, the University of California-Davis (2005-06).

A four-year letterman at UC Davis (1999-2000, 02-03), Evero started at safety for three seasons. He was a two-time captain for the Aggies and was twice named a Division II All American (2002-03).

In addition to his undergraduate degree, Evero earned his master's degree in business administration from National University in 2006.

PLAYING CAREER

- 1999-2003 | University of California-Davis

COACHING CAREER

- 2005-06 | University of California-Davis - Assistant Coach
- 2007-09 | Tampa Bay Buccaneers - Defensive Quality Control
- 2010 | University of Redlands - Special Teams Coordinator/Defensive Backs

- 2011 | San Francisco 49ers - Quality Control
- 2012-13 | San Francisco 49ers - Offensive Assistant
- 2014-15 | San Francisco 49ers - Defensive Assistant
- 2016 | Green Bay Packers - Defensive Quality Control
- 2017-20 | Los Angeles Rams - Safeties
- 2021 | Los Angeles Rams - Secondary/Passing Game Coordinator
- 2022 | Denver Broncos - Defensive Coordinator
- 2023- | Carolina Panthers - Defensive Coordinator



**BRAD
IDZIK**

**7TH NFL SEASON
2ND PANTHERS SEASON**

OFFENSIVE COORDINATOR

Brad Idzik enters his second season with Carolina as the team's offensive coordinator. After spending the 2023 season with Head Coach Dave Canales in Tampa Bay as the wide receivers coach, Idzik joined the Panthers coaching staff in 2024. Idzik and Canales have worked together for the past six seasons in Tampa (2023) and Seattle (2019-22).

An integral part of Bryce Young's resurgence in 2024, Idzik oversaw the second-year quarterback complete 197-of-319 passes (61.8%) for 2,104 yards with 15 touchdown passes and just six interceptions after regaining the starting role in Week 8. Additionally, Young led the Panthers on game-tying or game-winning drives in six of the final nine games.

Behind a stout offensive line led by first-time Pro Bowl guard Robert Hunt, running back Chuba Hubbard eclipsed 1,000 rushing yards for the first time in his career, becoming the first Panther to reach this milestone since Christian McCaffery in 2019. The Panthers finished tied for eighth in the league in rushing touchdowns (18), tied for ninth in rushes of 20+ yards (13), 10th in rushing yards per attempt (4.58) and 11th in rushing yards before contact (697). The Panthers were the only offense in the NFL with three players in the top 15 in receiving yards among rookies: wide receivers Xavier Legette (497) and Jalen Coker (478), as well as tight end Ja'Tavion Sanders (342).

During Idzik's lone season in Tampa Bay (2023) as wide receivers coach, wide receivers Mike Evans and Chris Godwin became one of just three pairs of teammates to record at least 75 receptions and 950 receiving yards that season. Evans also became the first player in NFL history to record 60+ receptions in each of his first 10 seasons and reached the 1,000-yard mark for the 10th consecutive season in his decade-long career.

In four seasons on the Seahawks coaching staff, Idzik served as an assistant wide receivers coach (2019-20, 2022) and as an offensive quality control/assistant quarterbacks coach (2021). Seattle wide receivers Tyler Lockett and DK Metcalf amassed more than 1,000 yards receiving six times, with both setting franchise records in 2020 – Lockett with 100 receptions and Metcalf with 1,303 yards. Overall, the Seahawks wide receiver room recorded the second-most receiving touchdowns (92), the third-most air yards per target (11.6), the seventh-highest receiving percentage (65.7%), and the 10th-most total receiving yards (11,053) in the NFL during that span.

Additionally, the Seahawks ranked first in completion percentage (67.6), third in touchdown-to-interception ratio (3.45), third in passer rating (103.3), fourth in yards per pass attempt (7.7), fifth in passing touchdowns (131), seventh in yards per play (5.75) and ninth in points per game (25.2). Under Idzik's guidance as assistant quarterbacks coach (2021), quarterback Russell Wilson earned Pro Bowl honors, passing for 3,113 yards and 25 touchdowns in 14 starts.

Idzik was a wide receiver at Wake Forest University (2011-14), after beginning his collegiate career at Lehigh (2010). A native of Palm Harbor, Florida, he graduated from Wake Forest in 2014 with a degree in mathematical business and a minor in global trade and commerce, which he completed after a sabbatical term at Cambridge University in England. He later earned a Master of Liberal Arts degree in 2019 from Stanford, where he began his coaching career as a graduate assistant (2014-18).


Following in his father and grandfather's footsteps, Idzik comes from a family of football coaches. His father, John Idzik Jr., was a receivers coach at the University of Buffalo (1982) and served as a long-time NFL personnel executive, including as the general manager of the New York Jets (2013-14). His grandfather, John Idzik, was a coach in the NFL, CFL and in collegiate ranks, where he spent three years as the head coach at the University of Detroit (1962-64).

PLAYING CAREER

- 2010 | Lehigh
- 2011-14 | Wake Forest

COACHING CAREER

- 2014-18 | Stanford - Graduate Assistant
- 2019-20 | Seattle Seahawks - Assistant Wide Receivers
- 2021 | Seattle Seahawks - Offensive Quality Control/Assistant Quarterbacks
- 2022 | Seattle Seahawks - Assistant Wide Receivers
- 2023 | Tampa Bay Buccaneers - Wide Receivers
- 2024 - | Carolina Panthers - Offensive Coordinator



TRACY SMITH

17TH NFL SEASON
2ND PANTHERS SEASON

SPECIAL TEAMS COORDINATOR

Tracy Smith enters his second season as the Panthers special teams coordinator after serving the previous three seasons as the assistant special teams coach for the Seattle Seahawks (2021-23). An NFL coaching veteran for 17 years, Smith led one of the league's best kick coverage units in his first season with Carolina.

In his first season as the Panthers special teams coordinator (2024), Smith oversaw a unit that led the NFL in opponent kickoff return average (24.3) and finished tied for fourth in opponent punt return average (6.8). Kicker Eddy Piñeiro became the third-most accurate kicker in NFL history, with a career field goal percentage of 88.1% (111-for-126) and finished the season ranked seventh in Panthers history for all-time points scored (320). Following changes to the league's kickoff rules, running back Raheem Blackshear capitalized on increased opportunities and ranked third in the NFL in kickoff return average (25.5), the fifth-highest mark in team history among qualified returners. Linebacker Jon Rattigan led the team with a career-high 12 special teams tackles (six solo), which was tied for seventh in the NFL and tied for fourth in the NFC. After placing 24 of 70 punts inside the 20-yard line in 2024, punter Johnny Hekker has 378 career punts inside the 20, the 11th-most in NFL history.

Throughout Smith's three seasons with the Seahawks (2021-23), Seattle's special teams unit ranked in the top-10 in a number of categories, including fifth in net punting average (43.3), fifth in kickoff return average (24.5) and tied for ninth in field goals made (86), while their punt and kickoff coverage teams ranked first and sixth in that span, respectively.

Under Smith, kicker Jason Myers was selected to the 2022 Pro Bowl and made a franchise-record 37 consecutive field goals (11/11/19-9/26/21), tied for the fifth-longest streak in NFL history. Punter Michael Dickson finished with the seventh-best net punting average overall, including second in 2022 (44.3) and third in 2023 (44.1). Linebacker Nick Bellore was selected to the Pro Bowl as a special teams player in 2023, and during his three seasons with Smith, notched the second-most special teams tackles in that span (41).

After spending the 2018-19 seasons with the Texans as the assistant special teams coordinator, Smith was elevated to special teams coordinator in 2020. Over his three seasons in Houston, the Texans ranked fifth in field goals made (84) and 10th in punt return average (8.7), while also holding opponents to the second-lowest kickoff return average (19.9) and the fourth-lowest punt return average (6.0).

Smith spent three seasons with the Oakland Raiders (2015-17) as an assistant special teams coach. During Smith's tenure with the team, the Raiders special teams unit ranked fourth in punts inside the 20-yard line (102), fifth in punting average (46.6), fifth in net punting average (41.3), eighth in kickoff return yards (2,540), ninth in punt returns (110) and 10th in punting yards (10,904).

With San Francisco from 2012-14, Smith helped produce one of the top special teams units in the NFL as the 49ers ranked in the top-10 in field goals made (tied for ninth, 86) and opponents punt return average (ninth, 8.3) during that span. San Francisco also ranked in the top five in net punting average (fourth, 41.3) and gross punting average (third, 47.5). Punter Andy Lee earned All-Pro honors after he led the NFL with a 43.2 net punting average in 2012, while kicker Phil Dawson set a franchise record with 27 consecutive field goals made in 2013.

Before his initial stint in Seattle as a coaching assistant in 2011, Smith's first NFL experience came with the Browns (2009-10), where he helped Cleveland lead the NFL in kickoff coverage, finished fifth in punt coverage and sent Josh Cribbs to the Pro Bowl as a kick returner in 2010.

Before making the jump to the NFL, Smith coached tight ends at Utah State (2006-08), and served as the offensive graduate assistant at LSU, working with the team's quarterbacks in 2005. Smith began his coaching career at Stephen F. Austin in 2004, working with the tight ends and serving as the team's video coordinator.

A native of Beaumont, Texas, Smith received a bachelor's degree in business while working for the athletic department's video staff at LSU.

Smith has a son, Troy, and he and his wife, Megan, have a daughter, Lane, and two sons, Bo and Mack. His father, Carl, was an NFL assistant coach for 34 seasons, and the two spent seven seasons coaching together in Cleveland, Seattle and Houston (2009-11, 2019, 2021-23).

COACHING CAREER

- 2004 | Stephen F. Austin - Tight Ends/Video Coordinator
- 2005 | LSU - Graduate Assistant/Offense
- 2006-08 | Utah State - Tight Ends
- 2009-10 | Cleveland Browns - Special Teams Assistant
- 2011 | Seattle Seahawks - Coaching Assistant
- 2012-14 | San Francisco 49ers - Special Teams Assistant
- 2015-17 | Oakland Raiders - Assistant Special Teams
- 2018-19 | Houston Texans - Assistant Special Teams Coordinator
- 2020 | Houston Texans - Special Teams Coordinator
- 2021-23 | Seattle Seahawks - Assistant Special Teams
- 2024 - | Carolina Panthers - Special Teams Coordinator



DAREN BATES

2ND NFL SEASON
2ND PANTHERS SEASON

SPECIAL TEAMS ASSISTANT

Daren Bates begins his second season with Carolina as a special teams assistant. He joined the Panthers after beginning his coaching career with the Seattle Seahawks through the Bill Walsh Diversity Coaching Fellowship. Bates, who was a special teams captain for two different teams, transitioned into coaching after playing nine seasons in the league (2013-21).

In his first season with the Panthers (2024), Bates helped lead a special teams unit that led the NFL in opponent kickoff return average (24.3) and finished tied for fourth in opponent punt return average (6.8). Kicker Eddy Piñeiro became the third-most accurate kicker in NFL history, with a career field goal percentage of 88.1% (111-for-126) and finished the season ranked seventh in Panthers history for all-time points scored (320). Following changes to the league's kickoff rules, running back Raheem Blackshear capitalized on increased kickoff return opportunities and ranked third in the NFL in kickoff return average (25.5), the fifth-highest mark in team history among qualified returners. Linebacker Jon Rhattigan led the team with a career-high 12 special teams tackles (six solo), which was tied for seventh in the NFL and tied for fourth in the NFC. Long-time long snapper J.J. Jansen played in his 260th career game, which ranks third among active players. He is the longest tenured Panther in team history and one of just 43 players in NFL history to appear in 260 career games. After recording 70 punts this season with 24 landing inside the 20-yard line, punter Johnny Hekker has placed 378 career punts inside the 20, the 11th-most in NFL history.

Originally signed by the Rams as an undrafted free agent in 2013, Bates appeared in 125 games for St. Louis (2013-15), Oakland (2016), Tennessee (2017-20) and Atlanta (2021), primarily as a special teams player. He tallied 63 of his 79 career tackles on special teams, which ranked 11th in the league during that time span.

At Auburn University (2009-12), Bates recorded 316 total tackles, 17.5 tackles for loss and 5.0 sacks. He was named Freshman All-SEC and earned second-team and Freshman All-American honors (2009) before he won the National Championship as a sophomore (2010). A native of Memphis, Tennessee, he attended Olive Branch High School, where he was a two-time all-state selection.

Bates is a girl dad and has two daughters – Kamea and Kavea – and one son, Kaeto.

PLAYING CAREER

- 2009-12 | Auburn
- 2013-15 | St. Louis Rams
- 2016 | Oakland Raiders
- 2017-20 | Tennessee Titans
- 2021 | Atlanta Falcons

COACHING CAREER

- 2024 - Carolina Panthers - Special Teams Assistant



MIKE BERCOVICI

6TH NFL SEASON
3RD PANTHERS SEASON

ASSISTANT QUARTERBACKS/PASS GAME SPECIALIST

Mike Bercovici enters his third season with the Panthers and his first as assistant quarterbacks/pass game specialist. He spent the previous two seasons as an offensive assistant with the team, working primarily with the quarterbacks in 2024 and the wide receivers in 2023.

As an offensive assistant working with the quarterbacks in 2024, Bercovici helped Bryce Young set a career high in passing touchdowns (21) in his second year. In six of the final nine games, Young led the Panthers on game-tying or game-winning drives, including in Week 16 against Arizona, when he became the first Panthers quarterback to throw multiple touchdown passes and rush for at least one since 2021. Young threw at least two touchdown passes in three-straight games to end the season and a passing touchdown in each of the last 10, both the longest streaks of his career.

In his first season with the Panthers (2023), Bercovici was an offensive assistant working with the wide receivers, where he helped Adam Thielen become just the fourth Panther to record 100+ receptions and 1,000+ receiving yards in a single season, and the first to do so since Steve Smith, Sr. (2005). Thielen led the team with 103 receptions and 1,014 yards while totaling four touchdowns and finished tied for third in Panthers history for most receptions in a season.

Before joining the Panthers, Bercovici served as an offensive assistant (2022) and coaching assistant (2020-21) for the Cardinals.

Bercovici began his coaching career in 2019 at his alma mater, Arizona State, as an offensive graduate assistant, working primarily with Sun Devil quarterbacks. At ASU, Bercovici was instrumental in the development of true freshman quarterback and 2023 Heisman Trophy winner Jayden Daniels, who passed for 2,943 yards and 17 touchdowns, while only throwing two interceptions.

After playing for five years (2011-15) at Arizona State, Bercovici entered the NFL as an undrafted rookie free agent and spent time on the Chargers (2016-17) and Cardinals (2017) practice squads before playing with the San Diego Fleet of the Alliance of American Football (2019).

During his collegiate career at ASU, Bercovici threw for 5,333 yards, 42 touchdowns and 13 interceptions, while adding 418 rushing yards in 41 career games (16 starts). He finished his collegiate career with a 137.9 passer rating and accounted for 48 total touchdowns. His 30 touchdown passes in 2015 were tied for the most in a single season in school history, and his three games with five-or-more touchdowns are tied for the second-most in school single-season history. He was a member of the team's leadership council for four seasons, a team captain as a senior and was selected as the Danny White Team Offensive MVP (2015).

Bercovici earned two degrees from Arizona State — a bachelor's in business management and a master's in sports law and business. A three-time Pac-12 All-Academic selection, he was named as the 2015 Pac-12 Football Scholar Athlete of the Year and the recipient of the Bill Kajikawa Award in 2016), given to a graduating male and female Sun Devil student athlete who demonstrates academic excellence, athletic accomplishment, leadership and service in the community. Bercovici was also awarded the Pac-12 Tom Hansen Conference Medal, presented to male and female athletes at each Pac-12 school who exhibit the greatest combination of performance and achievement in scholarship, athletics and leadership.

Bercovici attended Taft High School in Los Angeles, California where he threw for 3,755 yards and 37 touchdowns as a senior in 2010. He and his wife, Jaylee, have two daughters, Monroe and Stevie.

PLAYING CAREER

- 2011-15 | Arizona State
- 2016-17 | San Diego/Los Angeles Chargers (practice squad)
- 2017 | Arizona Cardinals (practice squad)
- 2019 | San Diego Fleet (AAF)

COACHING CAREER

- 2019 | Arizona State - Offensive Graduate Assistant/Quarterbacks
- 2020-21 | Arizona Cardinals - Coaching Assistant
- 2022 | Arizona Cardinals - Offensive Assistant
- 2023-24 | Carolina Panthers - Offensive Assistant
- 2025 - | Carolina Panthers - Assistant Quarterbacks/Pass Game Specialist



JIM CALDWELL

21ST NFL SEASON
3RD PANTHERS SEASON

SENIOR COACHING ADVISOR

Jim Caldwell enters his third season with the Carolina Panthers and his first as a Senior Coaching Advisor, after spending the previous two seasons as a senior assistant. Reporting directly to Head Coach Dave Canales, Caldwell assists the team on offense, defense and special teams.

With 44 years of coaching experience on his resume, including 21 years in the NFL, Caldwell has served as a head coach for 15 seasons. In seven seasons leading the Indianapolis Colts (2009-11) and Detroit Lions (2014-17), Caldwell compiled a 62-50 (.554) regular-season record, with four playoff berths, two 11-win seasons and one conference championship victory. He also won Super Bowls as an assistant coach with Indianapolis (Super Bowl XLI) and Baltimore (Super Bowl XLVII). Overall, teams on which he has held a coaching position have qualified for the playoffs 13 times in 21 seasons.

Prior to joining the Panthers in 2023, Caldwell served as the assistant head coach and quarterbacks coach for the Miami Dolphins (2019).

In four seasons (2014-17) as Detroit's head coach, Caldwell went 36-28 (.563), appearing in two playoff games after the team had only made the postseason once in the previous 14 seasons and becoming the first Lions head coach to have a winning record since 1972. During his tenure with the team, the Lions accumulated their best four-year divisional winning percentage since divisional play began in 1967 (.667).

Before taking the helm in Detroit, Caldwell spent two seasons with the Ravens (2012-13), serving as the quarterbacks coach in 2012 before being promoted to offensive coordinator with three games left in the season. In his second season, the Ravens went on to win Super Bowl XLVII. In the team's final seven games, including four in the postseason, the Ravens averaged 400.6 yards per game and 27.3 points per game, including 410.3 yards per game and 31.0 points per game in the playoffs. The Ravens' 31.0 points per game in the postseason was the highest playoff scoring average in NFL history by a Super Bowl team that advanced from the Wild Card round and played four playoff games.

Caldwell spent 10 seasons (2002-11) with Indianapolis, ultimately serving as head coach for the final three (2009-11). During that time, the Colts tied an NFL record with nine consecutive playoff appearances (2002-10), captured six AFC South titles, two AFC championships and won Super Bowl XLI. As the team's head coach, he compiled a 26-22 record (.542), winning the AFC South twice and earning an appearance in Super Bowl XLIV. He became just the fourth coach in NFL history to win 24+ games and earn a berth in the Super Bowl in their first two seasons as a head coach and the second rookie head coach in NFL history to win 14 games, as Indianapolis went 14-2 in 2009.

At the start of his tenure with the Colts, Caldwell worked primarily with the quarterbacks (2002-05) and was promoted to assistant head coach/quarterbacks coach (2006-07), before being named associate head coach (2008) and then head coach (2009). In his decade with the team, Caldwell assisted quarterback Peyton Manning and the team in totaling eight top-10 finishes in total offense and six top-five finishes.

Caldwell's NFL coaching roots date back to 2001 when he worked as the quarterbacks coach for the Tampa Bay Buccaneers. Caldwell helped quarterback Brad Johnson break then-team records in passing yards (3,046), completions (340) and attempts (540) as the team finished 9-7 and earned an NFC Wild Card berth.

Prior to his tenure in Tampa, Caldwell spent eight seasons (1993-2000) as the head coach at Wake Forest. Caldwell has extensive coaching experience among the collegiate ranks, with stints at Penn State (1986-92), Louisville (1985), Colorado (1982-84), Northwestern (1981) and Southern Illinois (1978-80). He began his coaching career as a graduate assistant at his alma mater, Iowa, in 1977.

A four-year starter as a defensive back for Iowa (1973-76), Caldwell holds a bachelor's degree in liberal arts from the school.

Along with his wife, Cheryl, the couple launched the Jim and Cheryl Caldwell Foundation in 2009. The foundation is committed to the educational empowerment of children through digital technology and "preparing young minds for advancement to the 21st Century." The Caldwells also support several other charities throughout the country.

In 2016, Caldwell's hometown of Beloit, Wisconsin, dedicated the Jim Caldwell Gymnasium at the newly opened Fran Fruzzen Intermediate School in his honor. He was inducted into Beloit High School's Hall of Fame in 2011 and the Wisconsin Football Coaches Association Hall of Fame in 2013.

The couple has four adult children – Jimmy, Jermaine, Jared, and Natalie – and four grandsons – James III, Joshua, Larry III and Landon.


PLAYING CAREER

1973-76 | Iowa

COACHING CAREER

- 1977 | Iowa - Graduate Assistant
- 1978-79 | Southern Illinois - Defensive Backs
- 1980 | Southern Illinois - Defensive Coordinator
- 1981 | Northwestern - Defensive Backs
- 1982 | Colorado - Outside Linebackers
- 1983-84 | Colorado - Quarterbacks and Wide Receivers
- 1985 | Louisville - Defensive Backs
- 1986 | Penn State - Wide Receivers

- 🏈 1987 | Penn State - Quarterbacks
- 🏈 1988-92 | Penn State - Quarterbacks/Passing Game Coordinator
- 🏈 1993-2000 | Wake Forest - Head Coach
- 🏈 2001 | Tampa Bay Buccaneers - Quarterbacks
- 🏈 2002-08 | Indianapolis Colts - Assistant Head Coach/Quarterbacks
- 🏈 2009-11 | Indianapolis Colts - Head Coach
- 🏈 2012 | Baltimore Ravens - Quarterbacks/Interim Offensive Coordinator
- 🏈 2013 | Baltimore Ravens - Offensive Coordinator
- 🏈 2014-17 | Detroit Lions - Head Coach
- 🏈 2019 | Miami Dolphins - Assistant Head Coach/Quarterbacks
- 🏈 2023-24 | Carolina Panthers - Senior Assistant
- 🏈 2025- | Carolina Panthers - Senior Coaching Advisor



DOM CAPERS

40TH NFL SEASON
7TH PANTHERS SEASON

SENIOR DEFENSIVE ASSISTANT

Dom Capers, the Panthers first-ever head coach (1995-98), returns for his third year as Carolina's senior defensive assistant. Capers has 50 years of cumulative coaching experience, including 40 in the NFL with 11 teams. He has served as a head coach or defensive coordinator for 25 seasons, and has coached over 30 different players to 14 All-Pro teams and 48 Pro Bowl selections.

Capers has nine years of experience as a head coach, first with Carolina and then with Houston (2001-05), serving as the first-ever head coach for both franchises. In addition, he has coordinated the defenses for Green Bay (2009-17), Miami (2006), Jacksonville (1999-2000) and Pittsburgh (1995-98).

His career accolades include recognition as the 1996 Associated Press NFL Coach of the Year, following a 12-4 season with the Panthers in the franchise's second season. Capers has also garnered numerous distinctions from the Pro Football Writers of America, including Coach of the Year in consecutive seasons (1995-96) and Assistant Coach of the Year on two occasions (1994, 1999).

Last season (2024) under Capers' guidance, cornerback Jaycee Horn garnered Pro Bowl honors after notching career-highs in total tackles (68), sacks (2.0), passes defended (13), quarterback hits (two), and tackles for loss (five). Horn joined Cam Heyward (PIT) and Alontae Taylor (NO) as the only players in the NFL to record at least 50 tackles, 10 passes defended, five tackles for loss, and 2.0 sacks.

In 2023, Capers helped guide a defense that allowed the fourth-fewest yards per game (293.9). Carolina's defensive unit allowed just 171.5 passing yards per game, which set a franchise record and marked the third-fewest in the NFL that season.

Prior to re-joining the Panthers, Capers spent the 2022 season as a senior defensive assistant for the Denver Broncos, working with Panthers defensive coordinator Ejiro Evero. Under the duo's guidance, the Broncos defense ranked among the league leaders in a number of categories, including seventh in total defense (320.0 yards per game), 10th in rushing defense (109.8), second in opponent third-down conversion percentage (34.1%), seventh in opponent redzone touchdown rate (51.1%) and fourth in defensive three-and-out percentage (37.9%).

Before joining the Denver coaching staff, Capers spent the previous three NFL seasons serving as a senior defensive assistant for Detroit (2021), Minnesota (2020) and Jacksonville (2019).

During his tenure as the Packers' defensive coordinator (2009-17), Green Bay ranked second in wins (94) and winning percentage (.656), and tallied five NFC North division titles, three NFC Championship Game appearances and one Super Bowl victory (XLV). Capers coached nine players to a combined three All-Pro teams and 17 Pro Bowl honors during this time.

Capers served as a special assistant and secondary coach for one season (2008) in New England under Bill Belichick, and spent two seasons with Nick Saban in Miami, serving as the assistant to the head coach (2006) and defensive coordinator (2007).

In 2001, Capers was named the first head coach of the Houston Texans – the NFL's 32nd franchise. He served as the team's head coach for the first four years (2002-05) of the club's existence. During his tenure, the Texans became the first expansion team in league history to win their first game, beating the Dallas Cowboys 19-10.

Before taking the helm in Houston, Capers served as the Jaguars defensive coordinator for two seasons (1999-2000). He collected his second Assistant Coach of the Year distinction (1999) after improving a Jacksonville defense that went from 25th the season prior to fourth in the league in 1999. That season, the Jaguars allowed the fewest points (217) and led the NFL in scoring defense (13.9).

As a first-time head coach in 1995, Capers led the Carolina Panthers to seven wins, which set an NFL record for most victories by an expansion team in their inaugural season. The following year (1996), Carolina finished 12-4, won the NFC West and advanced to the NFC Championship game, earning Capers Associated Press Coach of the Year honors.

Prior to his tenure in Carolina, Capers served as the Steeler's defensive coordinator for three seasons (1992-94), during which the team made three consecutive postseason appearances and boasted a top-10 defense in each of those seasons.

Capers began his NFL career in 1986 and spent six seasons with New Orleans as the team's defensive backs coach (1986-91). He coached two players to Pro Bowl appearances and assisted the team to three playoff berths in that span.

In addition to his time in the NFL, Capers has 12 years of collegiate coaching experience with seven institutions. He coached defensive backs at the Ohio State (1982-83), Tennessee (1980-81), UC Berkeley (1978-79), San Jose State (1977) and Hawai'i (1975-76). He began his coaching career as a graduate assistant at Kent State (1972-74) and Washington (1975).

After playing safety and linebacker for Mount Union College in Alliance, Ohio (1968-71), Capers graduated with a degree in physical education and a minor in psychology. A native of Buffalo, Ohio, he and his wife, Karen, funded the Dom and Karen Capers Coaching Center as a home for coaching offices and film/meeting rooms for Mount Union's football program.

PLAYING CAREER

1968-71 | Mount Union

COACHING CAREER

- 1972-74 | Kent State - Graduate Assistant
- 1975 | University of Washington - Graduate Assistant
- 1975-76 | Hawaii - Defensive Backs
- 1977 | San Jose State - Defensive Backs
- 1978-79 | California, Berkeley - Defensive Backs
- 1980-81 | Tennessee - Defensive Backs
- 1982-83 | Ohio State - Defensive Backs
- 1984-85 | Philadelphia/Baltimore Stars (USFL) - Defensive Backs
- 1986-91 | New Orleans Saints - Defensive Backs
- 1992-94 | Pittsburgh Steelers - Defensive Coordinator
- 1995-98 | Carolina Panthers - Head Coach
- 1999-2000 | Jacksonville Jaguars - Defensive Coordinator
- 2002-05 | Houston Texans - Head Coach
- 2006-07 | Miami Dolphins - Defensive Coordinator
- 2008 | New England Patriots - Special Assistant & Secondary
- 2009-17 | Green Bay Packers - Defensive Coordinator
- 2019 | Jacksonville Jaguars - Senior Defensive Assistant
- 2020 | Minnesota Vikings - Senior Defensive Assistant
- 2021 | Detroit Lions - Senior Defensive Assistant
- 2022 | Denver Broncos - Senior Defensive Assistant
- 2023 - | Carolina Panthers - Senior Defensive Assistant



**AC
CARTER**

**4TH NFL SEASON
1ST PANTHERS SEASON**

OUTSIDE LINEBACKERS

AC Carter begins his first season with Carolina as the outside linebackers coach, joining the Panthers after spending the last two seasons (2023-24) with the Los Angeles Rams as their assistant defensive line coach. Carter brings 10 years of coaching experience to the Panthers, including four in the NFL.

Working with a young defensive line in his second season (2024), Carter helped defensive end Kobie Turner build on his stellar rookie season as the first-year team captain recorded 8.0 sacks and 62 total tackles. His 10 tackles for loss career-high, while his four multi-sack games in his first two seasons tied him with Sean Gilbert for the most by a Ram. Carter also helped bring out the success of a notable rookie. Defensive end Braden Fiske finished with 8.5 sacks, the third-most by a rookie in franchise history, while his three multi-sack games were the most by a Rams' rookie. Fiske joined Shaquille Leonard as the only two players since 2000 to record at least 6.0 sacks, two forced fumbles and two fumble recoveries in their first 11 games.

In his first season in Los Angeles (2023), Carter helped the Rams defense rank in the top half of the league in opponent rushing yards allowed, rushing touchdowns allowed and defensive total rush EPA. He also played an essential role in the development of rookie defensive lineman Kobie Turner, who had a record-breaking first season and became a finalist for the Defensive Rookie of the Year Award. Turner finished the regular season with 9.0 sacks, tying Aaron Donald for the most sacks by a rookie in Rams history and becoming the only rookie in franchise history to lead the team in sacks. Among rookie defensive players in 2023, Turner finished first in sacks, third in quarterback hits, tied for fourth in tackles for loss, fifth in pressures and hurries, eighth in tackles and 10th in snaps played. In his final season, perennial All-Pro defensive lineman Aaron Donald passed Pat Swilling for 28th all-time in NFL history in sacks, and Julius Peppers for the third-most tackles for loss in NFL history. Donald finished the 2023 season ranked ninth in pressures and tied for fourth in hurries.

Carter joined the Rams after spending the 2022 season as the defensive quality control coach for the Denver Broncos. He coached for a top-10 defensive unit in Denver that finished the 2022 season sixth in yards per play (5.04), seventh in yards allowed per game (320.0), 10th in rush yards allowed per game (109.8), 11th in yards per rush (4.26) and 12th in pass yards allowed per game (21.2). The Broncos' defense also ranked second in opponent third down conversion rate (34.1%), seventh in opponent red zone efficiency (51.1%) and tied for 10th in interceptions (15).

Prior to joining the Broncos staff, Carter spent two seasons as a graduate assistant and defensive assistant at the University of Kansas. He was set to become the defensive line coach at the University of Tennessee Martin before deciding to join the Broncos' staff.

Before his time with the Jayhawks, Carter coached the defensive tackles at Hampton University for one season in 2019. He mentored two All-Big South Conference players, Andy Matthews and Desmond Sturdivant, and his unit contributed to a defense that ranked second in fewest rushing yards allowed (1,788), third in sacks (29), and tied for third in yards per rush (4.51).


Carter's start in college coaching came at his alma mater, Eastern Illinois, where he served as a graduate assistant and director of football operations (2017) before being promoted to defensive line coach (2018). During his tenure at EIU, he helped guide two players to All-Ohio Valley Conference honors.

Carter got his start coaching high school football in Louisiana, first as the assistant head coach/co-defensive coordinator at Sophie B. Wright (La.) Charter School (2015), and later as the offensive line and tight ends coach at Riverdale (La.) High School (2016).

Carter graduated from Nicholls State in 2015 with a bachelor's degree in human performance education. He also earned a master's degree in technology from Eastern Illinois in 2018.

COACHING CAREER

- 2015 | Sophie B. Wright Charter School (La.) - Assistant Head Coach/Co-Defensive Coordinator
- 2016 | Riverdale High School (La.) - Offensive Line/Tight Ends
- 2017 | Eastern Illinois - Graduate Assistant
- 2018 | Eastern Illinois - Defensive Line
- 2019 | Hampton - Defensive Tackles
- 2020-21 | Kansas - Graduate Assistant/Defensive Assistant
- 2022 | Denver Broncos - Defensive Quality Control
- 2023-24 | Los Angeles Rams - Assistant Defensive Line
- 2025 - | Carolina Panthers - Outside Linebackers



MAYUR CHAUDHARI

7TH NFL SEASON
3RD PANTHERS SEASON

ASSISTANT LINEBACKERS

Mayur Chaudhari enters his third season with the Panthers and his first as assistant linebackers coach. He spent the previous two seasons as a defensive assistant. Chaudhari brings over 20 years of coaching experience to the team, including the last seven in the NFL.

Working primarily with the linebackers in his second season as a defensive assistant in 2024, Chaudhari helped guide a group that saw Josey Jewell record the fifth-most tackles by a player in their first season with the Panthers (97), despite appearing in just 12 games. Jewell set career-highs in sacks (3.5) and passes defended (seven) and tied his career-high with seven tackles for loss. In Weeks 13 and 14, Jewell became just the seventh player in the NFL since 1999 and the first since Devin White in 2020 (Weeks 15-16) to record at least 10 tackles, two tackles for loss and 1.0 sack in back-to-back games.

Before being placed on injured reserve following Week 14, rookie Trevin Wallace ranked fourth in total tackles among rookies (63), despite starting in only eight games. Wallace finished the season tied with Jon Beason for fifth in franchise history in total tackles through a player's first eight starts (58). During his first start in Week 5 against Chicago, Wallace joined Luke Kuechly as the only Panthers rookie to record 15+ tackles in a game in franchise history.

In his first season with the Panthers (2023), Chaudhari assisted a defense that allowed the fourth-fewest yards per game in the NFL (293.9) and the third-lowest in a season in franchise history. The defense's 171.5 passing yards allowed per game set a franchise record and marked the third-fewest in the NFL in 2023.

In 2021, Chaudhari was part of a Chargers' special teams staff that helped kicker Dustin Hopkins finish tied for seventh in the NFL, making 30 of his 34 field goal attempts (88.2%). Return specialist Andre Roberts earned second-team All-Pro honors after he averaged 27.3 yards per kickoff return, including a 101-yard touchdown.

A Bill Walsh Diversity Coaching Fellowship participant with the Falcons during training camp (2015), Chaudhari would later join Atlanta's staff for three seasons as an assistant special teams coach (2018-20), where he worked with Youngbue Koo as the kicker connected on 92.3% of his field goal attempts, the third best during that span and was selected to the Pro Bowl (2020).

Prior to entering the NFL ranks in a full-time capacity, Chaudhari's coaching career spanned nearly two decades at the collegiate level, including stops at Hawai'i (2016-17), Lenoir-Rhyne (2014-15), Army (2013), USMA Prep (2011-12), VMI (2010), San Jose State (2008-09), Stanford (2006), Menlo College (2005), and two stints at his alma mater, UC-Davis (2007, 1998-2001).

A native of San Jose, California, Chaudhari earned his bachelor's degree from UC Davis in 2002. He is married to his wife, Leigh.

COACHING CAREER

- 1998-99 | UC-Davis - Offensive Assistant/Video Coordinator
- 2000 | UC-Davis - Assistant Running Backs/Video Coordinator
- 2001 | UC-Davis - Assistant Tight Ends/Video Coordinator
- 2005 | Menlo College - Running Backs/Video Coordinator
- 2006 | Stanford - Defensive Intern
- 2007 | UC-Davis - Linebackers
- 2008-09 | San Jose State - Graduate Assistant
- 2010 | Virginia Military Institute - Safeties/Nickels
- 2011-12 | United States Military Academy Prep School - Special Teams/Secondary/Wide Receivers
- 2013 | Army - Safeties
- 2014-15 | Lenoir-Rhyne - Special Teams Coordinator/Secondary
- 2016 | Hawai'i - Special Teams Coordinator/Tight Ends
- 2017 | Hawai'i - Special Teams Coordinator/Defensive Ends
- 2018-20 | Atlanta Falcons - Assistant Special Teams
- 2021 | Los Angeles Chargers - Assistant Special Teams
- 2023-24 | Carolina Panthers - Defensive Assistant
- 2025 - I Carolina Panthers - Assistant Linebackers



**KEYSHAWN
COLMON**

**1ST NFL SEASON
1ST PANTHERS SEASON**

OFFENSIVE ASSISTANT

Keyshawn Colmon joins the Carolina Panthers' staff in 2025 as an offensive assistant, marking his first NFL position after spending the previous three years coaching in college.

Colmon spent the 2024 season at Sacramento State coaching wide receivers. Under his guidance, three receivers posted 600+ receiving yards, becoming just the third trio in school history to do so. The trio also combined for seven 100-yard games during the season.

Prior to his time with the Sacramento State, Colmon served as an offensive graduate assistant at Fresno State in 2023, assisting with the wide receivers. Four players finished the season with 500 or more receiving yards and two players finished the season with 700+ receiving yards.

Colmon's coaching career began with Dayton, where he served as a graduate assistant in 2022. That season, the Flyers posted an 8-3 record and 6-2 record in the Pioneer Football League.

A native of Youngstown, Ohio, Colmon played wide receiver at John Carroll from 2018-21. He appeared in 22 career games due to a shortened season during the COVID-19 pandemic, totaling 41 receptions for 624 yards and six touchdowns. Colmon earned his bachelor's degree in sports studies.

PLAYING CAREER

- 2018-21 | John Carroll

COACHING HISTORY

- 2022 | Dayton - Graduate Assistant
- 2023 | Fresno State - Offensive Graduate Assistant
- 2024 | Sacramento State - Wide Receivers
- 2025 - | Carolina Panthers - Offensive Assistant



JONATHAN COOLEY

6TH NFL SEASON
3RD PANTHERS SEASON

DEFENSIVE PASSING GAME COORDINATOR

Jonathan Cooley enters his third season with the Panthers, and second as the Carolina's defensive passing game coordinator after initially serving as the team's secondary/cornerbacks coach (2023).

In his first year as passing game coordinator, Cooley coached cornerback Jaycee Horn to the first Pro Bowl appearance of his career. Along with cornerback Mike Jackson, who finished tied for third with 17 passes defended, the duo combined for the most passes defended by a cornerback tandem in the NFL (30). In addition to his career high in passes defended, Jackson also logged single-season bests in tackles (76) and interceptions (two). According to NFL Next Gen Stats, neither Horn nor Jackson allowed a reception as the nearest defenders against the Saints in Week 9 and were the only pair of outside corners to play at least 25 coverage snaps league-wide in Week 9 and not allow a single catch.

As the secondary/cornerbacks coach in 2023, Cooley's group allowed just 171.5 passing yards per game, the third-lowest in the league. The secondary also improved both their completion percentage and passer rating allowed from the previous season, while ranking in the top 10 in touchdown passes allowed (fourth) and yards per attempt allowed (sixth).

With the Rams for three seasons (2020-22), Cooley was elevated to defensive backs coach in his final season in Los Angeles (2022). That year, the defense finished tied for seventh in the NFL with 16 interceptions and tied for the 10th-lowest opponent touchdown to interception ratio (1.44). Cornerback Jalen Ramsey recorded four interceptions and finished second in passes defended (18), earning his sixth consecutive Pro Bowl nod.

After begin selected for the Bill Walsh Diversity Coaching Fellowship with the Rams (2019), Cooley joined the staff the following year (2020) as a defensive assistant/quality control coach. He later served as assistant to secondary coach Ejiro Evero with the Rams (2021) during the team's Super Bowl LVI Championship run. That year, the secondary ranked fifth in opponents' passer rating (83.8), third in interceptions (19) and second with just 17 passing touchdowns allowed.

At the University of Akron as defensive backs coach (2019), Cooley helped the Zips ranked second in the Mid-American Conference, despite having only one returning starter in the secondary that season.

Prior to Akron, Cooley coached the secondary and defensive backs at Kent State (2018) and the University of Tennessee-Chattanooga (2017) and served as a defensive graduate assistant at Kentucky (2015-16).

Cooley spent two seasons as secondaries coach at his alma mater, John Carroll (2013-14) and coached safeties at Bluffton University (2012), while he also served as the team's equipment manager. His first coaching job came as a defensive backs coach and assistant special teams coordinator at Millikin University (2011).

As a player at John Carroll, he was a four-year letterman and finished in the top-10 in pass breakups for the Blue Streaks. Cooley is also tied for the most pass breakups in a game in school history (five). A Columbus, Ohio native, Cooley earned his bachelor's degree from John Carroll in 2011, and went on to earn an MBA in sports leadership at John Carroll in 2014.

PLAYING CAREER

- 2008-11 | John Carroll

COACHING HISTORY

- 2011 | Millikin University - Defensive Backs
- 2012 | Bluffton University - Safeties
- 2013-14 | John Carroll University - Secondary
- 2015-16 | University of Kentucky - Defensive Graduate Assistant
- 2017 | University of Tennessee-Chattanooga - Defensive Backs
- 2018 | Kent State - Secondary
- 2019 | University of Akron - Defensive Backs
- 2020 | Los Angeles Rams - Defensive Assistant/Quality Control
- 2021 | Los Angeles Rams - Assistant Secondary
- 2022 | Los Angeles Rams - Defensive Backs
- 2023 | Carolina Panthers - Secondary/Cornerbacks
- 2024 - | Carolina Panthers - Defensive Passing Game Coordinator



ILIR EMINI

4TH NFL SEASON
2ND PANTHERS SEASON

COACHING ASSISTANT

Ilir Emini enters his second season with the Carolina Panthers as a coaching assistant, and his fourth in the NFL after spending two seasons with the Houston Texans (2021-22).

Primarily working with safeties in his first year in Carolina (2024), Emini helped guide Xavier Woods to one of his best years in a Panthers uniform. He paced all Carolina defenders with 114 total tackles and three interceptions, his most in both categories in his three seasons with the Panthers. Woods finished fourth among safeties in the NFL in total tackles, eighth in interception return yards (70) and tied for 12th in interceptions. He was also one of just two defenders to play every snap in 2024 (Zaire Franklin). In Week 16 against Arizona, undrafted rookie Demani Richardson became just the seventh safety in Panthers history to record an interception in their rookie season.

Between NFL positions, Emini returned to Wofford (2023) and helped the Terriers improve from worst to first in the conference in pass defense. The Terriers also led the Southern Conference in fewest passing touchdowns allowed, lowest opponent completion percentage, opponent passer rating, forced fumbles and ranked second in interceptions.

While in Houston, Emini served as defensive assistant/nickels coach (2022). That season, the Texans were the only team in the NFL to have more interceptions (17) than passing touchdowns allowed (15). The year prior (2021), as a defensive assistant working with the linebackers, Kamu Grugier-Hill set the Texans franchise record for tackles in a single game (19).

In two seasons at the University of Illinois (2019-20) as a defensive analyst, Emini worked primarily with the linebackers and safeties and organized and oversaw the defensive support staff. He served as interim safeties coach in December of 2020.

Emini began his coaching career at Wofford (2016-18), where he served as the safeties and nickels coach (2018), assistant defensive backs coach (2017) and quality control/video coordinator (2016).

Emini graduated from Knox College in 2016 after majoring in elementary education and minoring in history and business. A four-year starter at wide receiver who also played on special teams, he was a two-time team captain, two-time All-Midwest Conference selection and broke 13 school records.

Born in Chicago, Emini and his wife, Kylie, reside in Charlotte.

PLAYING CAREER

2012-15 | Knox

COACHING CAREER

- 2016 | Wofford - Quality Control/Video Coordinator
- 2017 | Wofford - Assistant Defensive Backs
- 2018 | Wofford - Safeties/Nickels
- 2019-20 | Illinois - Defensive Analyst
- 2021 | Houston Texans - Defensive Assistant
- 2022 | Houston Texans - Defensive Assistant/Nickels
- 2023 | Wofford University - Safeties
- 2024 | Carolina Panthers - Coaching Assistant



JOE GILBERT

14TH NFL SEASON
2ND PANTHERS SEASON

OFFENSIVE LINE

Joe Gilbert enters his second season as offensive line coach with the Carolina Panthers. Gilbert brings 38 years of coaching experience to the Panthers, including 13 years of coaching in the NFL. He came to Carolina after spending five seasons (2019-2023) with the Tampa Bay Buccaneers in the same role.

In Gilbert's first season with the Panthers (2024), with the additions of guards Damien Lewis and Robert Hunt, the offensive line reduced their sack totals from 65.0 in 2023 - the third worst in the NFL - to 36.0 in 2024 - the fifth best. The unit also paved the way for running back Chuba Hubbard to rush for his first career 1,000-yard season. Hunt was named to his first career Pro Bowl under Gilbert's guidance.

In 2023, the Buccaneers' offensive line continued to succeed under Gilbert and ranked 10th in the league with a 70.7 Pro Football Focus (PFF) Team Pass Blocking Grade. After making the switch from right tackle to left tackle, Tristan Wirfs finished the season as the fifth-highest graded pass-blocking tackle by PFF (among players with at least 500 blocking snaps) and was named to his third Pro Bowl.

Gilbert helped the Buccaneers' 2022 offensive line withstand the loss of three starters from the season prior, while still maintaining the lowest sacks per pass attempt rate in the NFL (2.8 percent) and coaching tackle Tristan Wirfs to his second Pro Bowl selection in three seasons. The offensive line protected for the NFL's second-ranked passing offense as Tampa Bay amassed 269.8 passing yards per game.

In 2021, the Buccaneers continued to possess one of the league's top offensive line units, allowing a sack on just 3.1% of passing plays, which led the league. Behind its offensive line, Tampa Bay finished the regular season first in passing yards per game (307.6), second in points per game (30.1), second in total yards per game (405.9), second in third-down percentage (47.1) and third in yards per play (6.06). Three different Buccaneers offensive linemen were selected to the Pro Bowl for their efforts - center Ryan Jensen, guard Ali Marpet and Wirfs. Wirfs was also selected as a first-team All-Pro by the Associated Press in just his second NFL season.

Under the direction of Gilbert and assistant head coach/run game coordinator Harold Goodwin, the Buccaneers also possessed one of the NFL's top offensive lines in 2020, ranking second in sacks allowed per pass attempt (3.4%) and fourth in fewest sacks allowed (22.0). Tampa Bay did not allow a sack five times during the regular season - tied for the second-most by any team in 2020. The Buccaneers offensive line also paved the way for running back Ronald Jones II to set a single-season franchise record with his 5.1 rushing yards per attempt. As a team, Tampa Bay ranked third in the NFL in points scored per game (30.8), fourth in passing yards per game (298.5) and seventh in total offense (384.1) during the regular season.

In his rookie season (2020), Wirfs started all 16 games at right tackle for the Buccaneers, earning PFWA All-Rookie Team honors. He finished the season as one of just two right tackles to have played 750-or-more snaps while allowing one-or-fewer sacks and fewer than 10 quarterback hits, according to Pro Football Focus statistics.

Throughout Tampa Bay's four-game playoff run to a Super Bowl LV victory, the Buccaneers averaged 378.5 total yards per game and 122.5 rushing yards per contest, while allowing one sack or fewer in three of the team's four postseason games.

Gilbert guided an offensive line that aided the Buccaneers in leading the league in pass offense with 302.8 yards per game in 2019. Additionally, Tampa Bay ranked third in the NFL in total offense (397.9) and tied for third in points scored (28.6). Gilbert helped develop then second-year guard Alex Cappa, who started all 13 games that he was healthy for in 2019, after playing in six games with zero starts as a rookie.

Prior to joining the Buccaneers, Gilbert coached the offensive line at the University of Arizona in 2018, where his unit helped the Wildcats lead the Pac-12 in rushing, while allowing the fourth-fewest sacks in the conference.

A member of the Colts' coaching staff for six seasons (2012-17), Gilbert served as the offensive line coach (2013-15) and assistant offensive line coach (2012, 16-17). Between 2012-14, the line protected for three consecutive 11-win seasons, during which the Colts ranked eighth in the NFL in points scored and 10th in total offense over that span. In 2014, despite being forced to use 11 different offensive line starting lineup combinations, his unit helped Indianapolis set franchise records in net yards (6,506), and net passing yards (4,894), while scoring the second-most points (458) in team history.

Before joining the professional ranks, Gilbert spent the previous 25 seasons at the collegiate level, including stops at Albany (1987-88), Pennsylvania (1989-90), Northeastern (1991-93), Maine (1994-99), Mansfield University of Pennsylvania (2000), Toledo (2001-03, 2007), UCF (2004-06), Houston (2008) and Illinois (2009-11). Over that time, he was instrumental in the development of future NFL players such as Nick Kaczur (Toledo), Patrick Brown (UCF), Josh Sitton (UCF), Sebastian Vollmer (Houston), Jon Asamoah (Illinois), Mike Flynn (Maine) and Jeff Allen (Illinois).

A native of Horseheads, New York, Gilbert went on to have an All-American playing career at Hamilton College. He and his wife, Cheryl, have four children - one daughter, Madison, and three sons, Nicholas, Joseph and Timothy.


PLAYING CAREER

1983-87 | Hamilton (N.Y.)

COACHING CAREER

1987-88 | Albany - Graduate Assistant

- 1989-90 | Pennsylvania - Assistant Offensive Line/Recruiting Coordinator
- 1991-93 | Northeastern - Offensive Line/Recruiting Coordinator
- 1994-95 | Maine - Offensive Line
- 1996-99 | Maine - Offensive Coordinator
- 2000 | Mansfield (Pa) - Head Coach
- 2001-03 | Toledo - Offensive Line
- 2004-06 | Central Florida- Offensive Line
- 2007 | Toledo - Tight Ends
- 2008 | Houston - Offensive Line
- 2009 | Illinois - Offensive Line
- 2010-11 | Illinois- Assistant Head Coach/Offensive Line
- 2012 | Indianapolis Colts - Assistant Offensive Line
- 2013-15 | Indianapolis Colts - Offensive Line
- 2016-17 | Indianapolis Colts - Assistant Offensive Line
- 2018 | Arizona - Offensive Line
- 2019-23 | Tampa Bay Buccaneers - Offensive Line
- 2024- | Carolina Panthers - Offensive Line



HAROLD GOODWIN

22ND NFL SEASON
2ND PANTHERS SEASON

ASSISTANT HEAD COACH/RUN GAME COORDINATOR

Harold Goodwin enters his second season as the assistant head coach/run game coordinator for the Panthers, bringing over 20 years of NFL coaching experience to Carolina. Goodwin served in the same role for Tampa Bay from 2019-23.

In Goodwin's first season with Carolina (2024), running back Chuba Hubbard set career-highs in carries (250), rushing yards (1,195), rushing touchdowns (10), catches (43), and scrimmage yards (1,366) and was named a Pro Bowl alternate. It was the first 1,000-yard season of Hubbard's and the first by a Panther since Christian McCaffrey (2019). Overall, the Panthers' rushing offense gained 4.6 yards per carry, the 10th best in the NFL, while their 18 rushing touchdowns were tied for eighth. Another Pro Bowler under Goodwin's tutelage was guard Robert Hunt, who was named to his first career Pro Bowl game in Orlando. Hunt was an essential part of the offensive line that helped reduce the number of sacks from 65.0 in 2023 to 36.0 in 2024.

During Goodwin's five seasons in Tampa Bay (2019-23), the Buccaneers' run game provided balance to a league-leading passing offense. The Bucs ranked second in total offense in 2021, third in 2019, and seventh in 2020. During their Super Bowl LV Championship run (2020), the rushing offense averaged 122.5 yards per game in the four wins, including 145 yards in the Super Bowl.

The Buccaneers had three different players lead the team in rushing in Gilbert's five seasons. Ronald Jones II set a franchise record for rushing yards per attempt (5.1) in 2020, Leonard Fournette finished 2021 in the top 10 for total first downs, scrimmage touchdowns, and scrimmage yards among all running backs, and in 2023, Rachaad White tied for seventh in the NFL in scrimmage yards (1,539).

Prior to joining the Buccaneers, Goodwin helped transform the Cardinals offense into one of the best in the NFL. The team ranked 32nd in the NFL the season before his arrival and, by the 2015 season, established franchise records for points scored (489), touchdowns (59), touchdown passes (35), total net yards (6,533), first downs (373) and passing first downs (237), while leading the NFL in net yards and ranking second in points scored.

Leading the Cardinals offense was quarterback Carson Palmer, who set franchise records with 4,671 passing yards, 35 touchdown passes and a 104.6 quarterback rating, en route to earning a Pro Bowl berth and being named second-team AP All-Pro. Palmer was sacked only 27.0 times on 562 attempts, tied for the fourth-fewest allowed in the NFL. Arizona ranked eighth in the NFL in rushing (119.8 yards per game) and scored 16 rushing touchdowns – tied for the sixth-most in the NFL – despite having three different players start at running back.

In 2016, Arizona scored 418 points, the fourth-most in a season in team history, while ranking ninth in the NFL in net yards (5,868) and sixth in points scored. The offense was led by second-year running back David Johnson, who set franchise records and led the NFL in scrimmage yards (2,118) and touchdowns (20), while being named to the Pro Bowl and earning first-team AP All-Pro honors. Wide receiver Larry Fitzgerald also earned a Pro Bowl berth after leading the NFL in receptions (107).

As offensive line coach for the Indianapolis Colts (2012), Goodwin helped the team's offense finish 10th in the NFL in yards per game (362.4). During his time with the Steelers (2007-11), Goodwin was part of the team that won Super Bowl XLIII and advanced to Super Bowl XLV. Working with the Steelers offensive line, Goodwin helped center Maurkice Pouncey earn Pro Bowl berths in each of their two seasons working together.

Goodwin began his NFL career as an assistant offensive line coach with the Chicago Bears, spending three seasons with the team (2004-06). Prior to joining the Bears, he spent eight seasons in the collegiate ranks, first working as a graduate assistant/student assistant at his alma mater, Michigan (1995-97), before stints with Eastern Michigan (1998-99) and Central Michigan (2000-03). He and his wife, Monica, have two daughters, Kylee and Miya, and one son, Bryson.

COACHING CAREER

- 1995-97 | Michigan - Graduate Assistant
- 1998-99 | Eastern Michigan - Tight Ends/Offensive Tackles/Offensive Line
- 2000-02 | Central Michigan - Offensive Line
- 2003 | Central Michigan - Assistant Head Coach/Offensive Line
- 2004-06 | Chicago Bears - Assistant Offensive Line
- 2007-11 | Pittsburgh Steelers - Offensive Assistant
- 2012 | Indianapolis Colts - Offensive Line
- 2013-17 | Arizona Cardinals - Offensive Coordinator
- 2019-2023 | Tampa Bay Buccaneers - Assistant Head Coach/Run Game Coordinator
- 2024 - Carolina Panthers - Assistant Head Coach/Run Game Coordinator



PETER HANSEN

7TH NFL SEASON
3RD PANTHERS SEASON

LINEBACKERS

Peter Hansen enters his third season as the inside linebackers coach with the Carolina Panthers. Hansen brings 17 years of coaching experience, including seven in the NFL, to the staff.

After reuniting with linebacker Josey Jewell from their time in Denver, Jewell thrived under Hansen's coaching in 2024, recording the fifth-most tackles by a player in their first season with the Panthers (97). Despite appearing in just 12 games, Jewell set career-highs in sacks (3.5) and passes defended (seven) and tied his career-high with seven tackles for loss. In Weeks 13 and 14, he became just the seventh player in the NFL since 1999 and the first since Devin White in 2020 (Weeks 15-16) to record at least 10 tackles, two tackles for loss and 1.0 sack in back-to-back games.

Before being placed on injured reserve following Week 14, rookie linebacker Trevin Wallace ranked fourth in total tackles among rookies (63), despite only starting in eight games. He finished the season tied with Jon Beason for fifth in franchise history in total tackles through a player's first eight starts (58). Wallace made his first start in Week 5 against Chicago and joined Luke Kuechly as the only Panthers rookie to record 15+ tackles in a game in franchise history.

In his first season in Carolina (2023), Hansen helped guide sixth-year linebacker Frankie Luvu to a career-high and team-leading 125 tackles, while also receiving his first-career NFC Defensive Player of the Week in Week Eight. Luvu became the only player in franchise history to record 125+ tackles, 5.5+ sacks and 10+ tackles for loss in a season.

With Denver (2022), Hansen's linebacking corps contributed to one of the NFL's top defenses as the Broncos ranked among the league leaders in a number of categories, including total defense (seventh – 320.0 yards per game), rushing defense (10th – 109.8), opponent third-down conversion percentage (second – 34.1%), opponent redzone touchdown rate (seventh – 51.1%) and defensive three-and-out percentage (fourth – 37.9). Linebackers Alex Singleton and Josey Jewell both established career highs in tackles and were one of three sets of teammates in the league to record at least 120 tackles and six tackles for loss that season.

At the college level, Hansen has served as UNLV's defensive coordinator/inside linebackers coach (2020-21), and with Stanford (2008-10, 14-19). He worked as a strength & conditioning coach (2008), defensive assistant (2009-10) and inside linebackers coach (2014-19) for the Cardinal.

During his second stint with Stanford (2014-19), the team accumulated a 52-27 regular-season record and amassed five eight-win seasons. Stanford went to a bowl game in each of Hansen's first five seasons, winning four of the five contests. Part of a defensive coaching staff that helped Stanford produce a top three Pac-12 scoring defense each year from 2014-17, the team also finished in the top three in yards per game in 2014 (first – 287.4) and 2015 (third – 374.5).

Two of Hansen's charges at Stanford, Blake Martinez (Green Bay, 2016) and Bobby Okereke (Indianapolis, 2019) were selected in the NFL Draft. Martinez, led the Pac-12 in tackles (2015), while Okereke led the school in tackles in consecutive seasons (2017-18).

With San Francisco (2011-13), Hansen spent three seasons as a defensive assistant/quality control coach (2011-13), as the 49ers collected a 36-11-1 regular-season record and advanced to three consecutive NFC Championship Games and one Super Bowl appearance.

An assistant coach at his alma mater, Palo Alto (Calif.) High School, for four seasons (2004-07) prior to his first stint at Stanford, Hansen worked primarily with the tight ends and defensive ends. After his first two seasons on staff, Hansen was promoted to defensive coordinator.

A two-sport athlete at Arizona, Hansen played both football and basketball and earned second-team All-Pac 10 honors (2000) as a special teams performer in football.

A Palo Alto, California native, Hansen and his wife, Stephanie, have three daughters, Georgia, Halle and Brooklyn, and a son, Isaiah.

PLAYING CAREER

1998-2001 | Arizona

COACHING CAREER

- 2008 | Stanford - Strength & Conditioning
- 2009-10 | Stanford - Defensive Assistant
- 2011-13 | San Francisco 49ers - Defensive Assistant/Quality Control
- 2014-19 | Stanford - Inside Linebackers
- 2020-21 | UNLV - Defensive Coordinator/Inside Linebackers
- 2022 | Denver Broncos - Linebackers
- 2023 - I Carolina Panthers - Linebackers



WILL HARRIGER

11TH NFL SEASON
2ND PANTHERS SEASON

QUARTERBACKS

Will Harriger enters his second season with Carolina as a quarterbacks coach, joining the Panthers after spending the 2023 season with the Dallas Cowboys. Harriger brings 21 seasons of coaching experience to the team, including over a decade in the NFL. Over his last three seasons, Harriger has worked with 2022 Heisman Trophy winner Caleb Williams, 2023 NFL Most Valuable Player runner-up Dak Prescott, and last year, with former first-overall pick Bryce Young during the quarterback's resurgent second season.

During Harriger's first season with the Panthers (2024), he was key part in the development of Young, as the second-year quarterback set a career high in touchdowns (21). In six of the final nine games, Young led the Panthers on game-tying or game-winning drives and threw at least two touchdown passes in three-straight games to end the season and a passing touchdown in each of the last 10 after returning to the starting lineup in Week 8.

Harriger spent the 2023 season as an offensive assistant/quality control coach for the Cowboys, assisting in the passing game. That season, quarterback Dak Prescott was named second-team All-Pro and earned his third Pro Bowl invite, while finishing second in NFL MVP voting and posting league-bests in passing touchdowns (36) and completions (410). Wide receiver CeeDee Lamb earned first-team All-Pro distinctions and his third Pro Bowl nod, while reeling in 135 receptions (sixth in NFL history) for 1,749 yards (eighth in NFL history) with 12 touchdowns – all career highs.

At Southern California (2022), Harriger served as a senior offensive analyst and quarterbacks coach. Under his tutelage, quarterback Caleb Williams won the Heisman Trophy after the quarterback tallied 4,537 passing yards (third nationally) and 42 touchdowns (first in Pac-12) with only five interceptions. Williams also rushed for 382 yards and 10 scores.

In 2021, Harriger was an offensive assistant coach with the Jacksonville Jaguars, where he helped quarterback Trevor Lawrence set franchise rookie records for completions (359) and passing yards (3,641). Prior to his tenure in Jacksonville, Harriger spent two seasons in Atlanta (2019-20) as an offensive assistant/running backs coach for the Falcons.

Initially an offensive assistant in his first year with the Seahawks in 2014, Harriger was promoted to assistant quarterbacks coach in 2015, as quarterback Russell Wilson led the NFL with career best 110.1 passer rating. During Harriger's tenure with the Seahawks (2014-18), Wilson was selected to the Pro Bowl twice (2017-18) and led the NFL in passing touchdowns in 2017 (34).

Prior to his time in the NFL, Harriger spent a decade coaching in the collegiate ranks, including two seasons at Florida (2012-13), two at Texas Tech (2010-11), two at UT-Martin (2006, 2009), one at Texas (2008), one at his alma mater Auburn (2007), and two at Midwestern State (2004-05).

Harriger earned his bachelor's degree in communications from Auburn after prepping at Trinity Christian (Texas) HS. He and his wife, Brooke, have four children, Daisy, William IV (Bud), Dorothy and Margaret.

COACHING CAREER

- 2004-05 | Midwestern State - Graduate Assistant (Outside Linebackers)
- 2006 | Tennessee-Martin - Graduate Assistant (Tight Ends)
- 2007 | Auburn - Defensive Assistant
- 2008 | Texas - Quality Control/Defense
- 2009 | Tennessee-Martin - Linebackers
- 2010-11 | Texas Tech - Defensive Assistant
- 2012-13 | Florida - Defensive Intern
- 2014 | Seattle Seahawks - Offensive Assistant
- 2015-18 | Seattle Seahawks - Assistant Quarterbacks
- 2019-20 | Atlanta Falcons - Offensive Assistant/Running Backs
- 2021 | Jacksonville Jaguars - Offensive Assistant
- 2022 | Southern California - Senior Offensive Analyst/Quarterbacks
- 2023 | Dallas Cowboys - Offensive Assistant/Quality Control
- 2024 - | Carolina Panthers - Quarterbacks



RENALDO HILL

6TH NFL SEASON
1ST PANTHERS SEASON

SECONDARY

Renaldo Hill begins his first season with Carolina as the secondaries coach, joining the Panthers after spending the 2023 season with the Miami Dolphins as their passing game coordinator/secondary coach. Following a 10-year playing career, Hill brings 11 seasons of coaching experience to the Panthers, including six in the NFL.

In 2023, he returned to the Dolphins as the team's passing game coordinator/secondary coach. Hill was part of a unit that ranked 10th in total defense, allowing just 318.3 yards per game. This marked the first time Miami finished a season with a top-10 defense in over a decade. The defense scored on four interception returns, which was tied for the second-most in the league and the second-most in franchise history. Despite missing the first seven games of the season, cornerback Jalen Ramsey earned a Pro Bowl selection in his first year with the Dolphins. In the 10 regular-season games Ramsey played, he picked off three passes, which was tied for seventh in the NFL since his return in Week 8.

Before his return to Miami, Hill spent two seasons as defensive coordinator for the Los Angeles Chargers (2021-22). In 2022, the Chargers finished 10-7 and made their first postseason appearance since 2018. Keyed by a defense that finished in the top five in scoring defense, total defense, and passing defense over the final five weeks, the Chargers went 4-1 to secure a postseason berth. Under his tutelage, safety Derwin James Jr. and linebacker Khalil Mack each earned Pro Bowl selections, and James was also named second-team All-Pro.

In Hill's first season leading their defense (2021), the Chargers led the NFL in strip sacks with 11 and ranked third in the league with 19 forced fumbles. Outside linebacker Joey Bosa accounted for a league-best seven strip-sacks and earned his third-straight Pro Bowl appearance.

As the defensive backs coach for the Denver Broncos (2019-20), Hill coached safety Justin Simmons to his first Pro Bowl appearance in 2020 following a career-best five-interception season. Simmons also earned second-team All-Pro honors in 2019. In 2019, Hill's secondary ranked 11th in the NFL in pass defense.

In 2018, Hill helped the Dolphins secondary become one of the best in the NFL at creating turnovers. Selected to his first Pro Bowl, cornerback Xavien Howard's seven interceptions were tied for the most in the league. When targeted, Miami's defensive backs combined for 17 picks, good for the second-most in the NFL, and allowed a 93.1 passer rating for opposing quarterbacks, the ninth-lowest in the league. Hill also helped develop rookie safety Minkah Fitzpatrick, whose two interceptions were tied for seventh among NFL rookies while his 80 tackles (51 solo) ranked 10th.

Following his playing career, Hill began his coaching career at Wyoming (2012-13) where he served as a graduate assistant (2012) before he was promoted to cornerbacks coach (2013).

As the secondary coach at the University of Pittsburgh (2015-17), Hill coached two All-ACC honorees as cornerback Avonte Maddox earned third-team honors and junior safety Jordan Whitehead earned honorable mention. Both were later selected in the fourth round of the 2017 NFL Draft.

Entering the league as a seventh-round pick with the Cardinals (2001), Hill played 10 NFL seasons for four different teams – Arizona (2001-04), Oakland (2005), Miami (2006-08) and Denver (2009-10). In 141 games (114 starts) he totaled 19 interceptions. Hill played collegiately at Michigan State, where he was a first-team All-Big Ten honoree as a senior in 2000. He earned his bachelor's degree in retail management from Michigan State in 2012.

PLAYING CAREER

- 1998-2000 | Michigan State
- 2001-04 | Arizona Cardinals
- 2005 | Oakland Raiders
- 2006-08 | Miami Dolphins
- 2009-10 | Denver Broncos

COACHING CAREER

- 2012 | Wyoming - Graduate Assistant
- 2013 | Wyoming - Cornerbacks
- 2015-17 | Pittsburgh - Secondary
- 2018 | Miami Dolphins - Assistant Defensive Backs
- 2019-20 | Denver Broncos - Defensive Backs
- 2021-22 | Los Angeles Chargers - Defensive Coordinator
- 2023 | Miami Dolphins - Passing Game Coordinator/Secondary
- 2025 - | Carolina Panthers - Secondary



**GEORGE
LI**

**14TH NFL SEASON
3RD PANTHERS SEASON**

GAME MANAGEMENT COORDINATOR

George Li enters his third season as the game management coordinator with the Carolina Panthers. Li has spent the last 14 years of his career in analytics and game management in the NFL.

Li provides analytical research and support to the coaching staff, advises the head coach and coordinators on game management situations, and serves as an officiating expert on rule changes, points of emphasis, penalty trends and replay reviews.

During his time in Indianapolis (2018-22), the Colts ranked fifth in both fewest penalties per game (5.6) and penalty margin (+68). Their 15 successful challenges during that span were tied for the fourth-most, including 8-of-11 successful challenges from 2021-22 when they ranked first in successful challenges, third in successful challenge percentage (73%).


Prior to the Colts, Li worked for the Oakland Raiders, serving in various roles for seven seasons (2011-17). He started as a defensive assistant for defensive coordinator Chuck Bresnahan (2011) and then transitioned to the team's director of coaching analytics. With his input (2012-17), the Raiders were successful on 17-of-31 challenges, ranking fourth with a successful challenge rate of 55%. In 2016, he was part of an Oakland staff that went 12-4 and reached the playoffs for the first time since 2002.

Before joining the Raiders, Li covered the NFL for five seasons at NFL Network, serving as lead researcher. He also worked as a researcher at ESPN.

Li graduated from the University of California-Riverside with a degree in business administration in 2003. He and his wife, Denise, have a daughter, Taylor, and a son, Joshua.

COACHING HISTORY

- 2011 | Oakland Raiders - Defensive Assistant
- 2012-16 | Oakland Raiders - Football Operations Statistical Analyst
- 2017 | Oakland Raiders - Director of Coaching Analytics
- 2018-22 | Indianapolis Colts - Senior Football Analyst/Game Management
- 2023- | Carolina Panthers - Game Management Coordinator



PAT MCPHERSON

28TH NFL SEASON
2ND PANTHERS SEASON

TIGHT ENDS

Now in his second season with Carolina as tight ends coach, Pat McPherson joined the Panthers after serving in the same role for the last 14 years with the Seattle Seahawks. The two-time Super Bowl champion adds 28 years of coaching experience in the NFL, making stops in San Francisco (1996) and Denver (1998-2008) prior to his time in Seattle (2010-2023).

In his first season with the Panthers (2024), McPherson was instrumental in the development of rookie tight end Ja'Tavion Sanders. He guided the fourth-round draft pick to a franchise-best 342 receiving yards by a rookie tight end, surpassing Ian Thomas, and second-best mark with 33 receptions by a rookie tight end. Sanders finished the season tied for second among rookie tight ends in the league in both catches and yards and tied for third in touchdowns (one). Despite playing in only 12 games, tight end Tommy Tremble reeled in a career-high 234 yards under McPherson's tutelage.

During his tenure in Seattle (2010-23), McPherson coached a deep group, as 23 different tight ends recorded a reception, including nine different players who caught 25+ passes in a season 16 times. Additionally, tight end Jimmy Graham earned a pair of Pro Bowl honors (2017-18) and became the franchise's all-time leader in catches (170), yards (2,048) and touchdowns (18) among tight ends in just three seasons under McPherson.

Prior to Seattle, McPherson spent 11 seasons in Denver in a variety of roles. He first joined the Broncos as a defensive assistant in 1998, switching to offensive assistant from 1999-2002, quarterbacks coach from 2003-06, and finally as tight ends coach from 2007-08. As the team's quarterbacks coach, Jake Plummer's 39-15 regular record marked the fourth-best winning percentage among all NFL signal callers (.722) and set a then franchise single-season record for passing yards (4,089).

McPherson began his coaching career with a four-year stint at his high school alma mater, Bellarmine (Calif.) College Prep. During his tenure as a linebackers/running backs coach, the team compiled a record of 35-11, won three consecutive league titles and made one section championship appearance. He also gained valuable coaching experience volunteering with the San Francisco 49ers, serving in a defensive quality control capacity in 1996.

McPherson holds a bachelor's degree in English and an MBA from Santa Clara, where he captained the football team and was voted Most Inspirational Player during his senior season (1992). McPherson was signed by the San Francisco 49ers as a rookie free agent the following year (1993). An All-State and All-America inside linebacker at Bellarmine College Prep, McPherson earned Scholar-Athlete of the Year honors as a senior, before playing inside linebacker at UCLA. In April 2004, McPherson was inducted into the school's Athletic Hall of Fame.

Born in Santa Clara, California, McPherson organized and implemented his National Multiple Sclerosis Society chapter's largest fund-raising event, the 1994 MS Walk.

McPherson has two sons, Jackson and Grayson. His father, Bill McPherson, coached in the NFL for 21 years and worked as a personnel consultant for the 49ers before retiring in 2005. In 2024, Bill McPherson earned an "Awards of Excellence" distinction from the Pro Football Hall of Fame in recognition of his significant contributions to the game.

PLAYING CAREER

- 1989-92 | Santa Clara

COACHING CAREER

- 1994-97 | Bellarmine College Prep (Calif.) - Linebackers/Running Backs
- 1996 | San Francisco 49ers - Quality Control/Defense (Volunteer)
- 1998 | Denver Broncos - Defensive Assistant
- 1999-02 | Denver Broncos - Offensive Assistant
- 2003-06 | Denver Broncos - Quarterbacks
- 2007-08 | Denver Broncos - Tight Ends
- 2010-2023 | Seattle Seahawks - Tight Ends
- 2024 - | Carolina Panthers - Tight Ends



ROB MOORE

12TH NFL SEASON
2ND PANTHERS SEASON

WIDE RECEIVERS

Rob Moore is in his second season with the Carolina Panthers as wide receivers coach. After a 12-year career as an NFL wide receiver (1990-2001), Moore has coached the position in the league since 2014.

In his first season with Carolina in 2024, the Panthers were the only team with two players in the top 10 in receiving yards among rookies: Xavier Legette (497) and Jalen Coker (478). Under Moore's guidance and development, undrafted rookie Jalen Coker was the only player in the top 10 among rookies who was not drafted within the first 34 picks of the 2024 NFL Draft. Coker also led all undrafted rookies in the NFL in catches (32), receiving yards (478), and receiving touchdowns (two), setting franchise records for an undrafted rookie in those categories.

Working with the Titans' wide receivers for six seasons (2018-23), Moore saw four different receivers lead the team in receiving yards. Among the leaders, Corey Davis posted his two best seasons under Moore: 2018, when he more than doubled his receiving yards from his rookie year, and 2020, when he posted career highs in receptions, yards, and touchdowns. A.J. Brown, a second-round pick in 2019, posted 2,995 yards in his three seasons (2019-21), including a pair of 1,000-yard efforts over his first two years. Brown's 24 receiving touchdowns in that span were a top-10 mark in the league. In Moore's final season in Tennessee (2023), veteran DeAndre Hopkins posted 1,057 yards, the most he's had in a season since 2020.

Prior to arriving in Tennessee, Moore spent three seasons (2015-17) as the wide receivers coach for the Oakland Raiders. He worked with Amari Cooper and Michael Crabtree, who combined for 435 receptions, 5,446 receiving yards, 43 touchdowns, and 17 100-yard games during their three seasons together. In 2016, Cooper (1,153 yards) and Crabtree (1,003) became the first pair of Raiders wide receivers to surpass 1,000 receiving yards in the same season since 2001. Cooper became only the third player in NFL history at the time to surpass 1,000 receiving yards and 70 receptions in each of his first two seasons (2015-16), joining Odell Beckham Jr. and Marques Colston.

Rob Moore joined the Bills in 2014, his first coaching position in the NFL. In Buffalo, he helped mentor a youthful wide receiving corps whose top three wide receivers had two or fewer years of experience. Rookie Sammy Watkins set team rookie records for receptions and yards, while second-year receivers Robert Woods and Chris Hogan both set career highs at the time.

As wide receivers coach for four years at his alma mater Syracuse (2010-13), Moore helped the Orange to three bowl victories. Under his tutelage, wide receiver Alec Lemon left school as the Orange's all-time leader in receptions (201) and second in receiving yards (1,780).

Moore began his coaching career at Montclair (N.J.) HS from 2002-03, working with wide receivers, and in 2009, he became the wide receivers coach for Phoenix Junior College. He also spent time working as a consultant for Protect Management and Athlete's Performance, training athletes for the NFL Draft, including future draft picks Robert Meachem, Dwayne Bowe, Vernon Davis, Golden Tate and Arrelious Benn.

Moore played 12 years as a wide receiver in the NFL after being selected by the New York Jets in the first round of the 1990 Supplemental Draft. He spent five seasons with the New York Jets (1990-94) and seven years with the Arizona Cardinals (1995-2001). His career totals included 153 games with 146 starts, 628 receptions, 9,368 receiving yards and 49 touchdowns. He was named to the Pro Bowl following the 1994 and 1997 campaigns, the latter of which he led the NFL with 1,584 receiving yards en route to being named All-Pro.

A native of Hempstead, New York, Moore played collegiately at Syracuse from 1987-89, starting all three seasons. Despite playing only three seasons with the Orange, he remains the school's all-time leader in career receiving touchdowns with 22. He also left as the all-time leader in receiving yards with 2,122, a record that now ranks fifth. He went to three consecutive bowl games, including the Sugar Bowl victory during Syracuse's undefeated (11-0-1) season in 1987. In 1999, he was named to Syracuse's All-Century Team.


He is married to Candice and has five children—son Satchel and daughters Dakota, Savoy, Meadow and Charlie.

PLAYING CAREER

- 1987-89 | Syracuse
- 1990-94 | New York Jets
- 1995-99 | Arizona Cardinals

COACHING CAREER

- 2002-03 | Montclair HS (N.J.) - Wide Receivers
- 2009 | Phoenix Junior College - Wide Receivers
- 2010-13 | Syracuse - Wide Receivers
- 2014 | Buffalo Bills - Wide Receivers
- 2015-17 | Oakland Raiders - Wide Receivers
- 2018-23 | Tennessee Titans - Wide Receivers
- 2024 | Carolina Panthers - Wide Receivers



BERNIE PARMALEE

17TH NFL SEASON
2ND PANTHERS SEASON

RUNNING BACKS

Bernie Parmalee enters his second season with Carolina as the team's running backs coach. A nine-year NFL veteran as a running back (1992-2000), Parmalee brings 17 years of coaching experience in the league. He has coached a 1,000-yard rusher in each of the last three seasons – Chuba Hubbard (2024 - 1,195) and Travis Etienne Jr. (2023 - 1,008; 2022 - 1,125).

In his first season in Carolina, Parmalee guided Hubbard to a career year. Despite missing the final two games of the season, Hubbard became the Panthers first 1,000-yard rusher since 2019 (Christian McCaffrey - 1,387), finishing eighth in the NFL and sixth in the NFC in rushing yards (1,195). He also set career-highs in carries (250), rushing yards, rushing touchdowns (10), catches (43) and scrimmage yards (1,366), and was named a Pro Bowl alternate for his efforts.

With Jacksonville (2021-23), Parmalee helped Etienne Jr. gain over 1,000 yards rushing and 1,400 yards from scrimmage in each of his first two seasons in the NFL. The Clemson product ranked fifth in the league in rushing yards (2,133), tied for 11th in rushing touchdowns (16) and tied for ninth with 105 rushing first downs over his first two seasons (2022-23).

Over his three seasons in Atlanta (2018-20), Parmalee spent time coaching running backs (2018-20) and special teams (2019-20), including as the interim special teams coordinator during the 2020 season. That season, kicker Younghoe Koo earned Pro Bowl honors, converting 37-of-39 field goal attempts.

During Parmalee's three seasons with the Raiders (2015-17), the team averaged 4.2 yards per carry and tallied 4,933 rushing yards with 37 touchdowns. In 2015, running back Latavius Murray surpassed the 1,000-yard mark for the first time in his career, as both he and fullback Marcel Reese earned Pro Bowl selections. The next season (2016), the rushing offense finished sixth in the league, averaging 120.1 yards per game and scored 17 touchdowns.

After he began his coaching career with the Miami Dolphins (2002-04), Parmalee spent five seasons at Notre Dame (2005-09) and three with Kansas City (2010-12) as tight ends coach. In 2010, Tony Moeaki set the franchise mark in receptions by a rookie tight end.

Parmalee entered the NFL as an undrafted free agent and played running back for nine seasons with the Dolphins (1992-98) and New York Jets (1999-2000). In 134 games (26 starts), he recorded 567 rushes for 2,179 yards and 17 touchdowns. Finishing his collegiate career as the leading rusher in Ball State history, he tallied 3,483 yards and 26 touchdowns. He attended high school at Lincoln High School in Jersey City, New Jersey, and earned varsity letters in football and baseball.

Parmalee and his wife, Angela, have three children – Nakia Marie, Tré and Torian.

PLAYING CAREER

- 🏈 1987-91 | Ball State
- 🏈 1992-98 | Miami Dolphins
- 🏈 1999-2000 | New York Jets

COACHING CAREER

- 🏈 2002 | Miami Dolphins - Assistant Special Teams
- 🏈 2003 | Miami Dolphins - Assistant Special Teams/Offensive Assistant (RBs)
- 🏈 2004 | Miami Dolphins - Running Backs/Tight Ends
- 🏈 2005-06 | Notre Dame - Tight Ends/Special Teams Coordinator
- 🏈 2007-09 | Notre Dame - Tight Ends
- 🏈 2010-12 | Kansas City Chiefs - Tight Ends
- 🏈 2014 | Kansas - Quality Control Offense/Assistant Running Backs
- 🏈 2015-17 | Oakland Raiders - Running Backs
- 🏈 2018 | Atlanta Falcons - Running Backs
- 🏈 2019 | Atlanta Falcons - Assistant Special Teams/Offensive Assistant
- 🏈 2020 | Atlanta Falcons - Running Backs/Special Teams Coordinator
- 🏈 2021-23 | Jacksonville Jaguars - Running Backs
- 🏈 2024 - | Carolina Panthers - Running Backs



KEVIN PETERSON

1ST NFL SEASON
1ST PANTHERS SEASON

DEFENSIVE ASSISTANT

Kevin Peterson enters his first season as an defensive assistant with the Carolina Panthers. This will be Peterson's second season coaching and first NFL after his five-year playing career.

Peterson joins the Panthers after spending the 2024 season as cornerbacks coach for Colorado State-Pueblo. Under his coaching, the ThunderWolves, who finished the season with a 10-2 overall record, ended the season ranked No. 8 in the final AFCA Division II Coaches Poll presented by Hudl and ranked No. 11 in the final D2Football.com Media poll.

Peterson first exposure to coaching came during a pair of preseasons with the Bill Walsh Diversity Coaching Fellowship program, first the Los Angeles Rams (2023) and Arizona Cardinals (2024).

Peterson entered the league in 2016 as an undrafted free agent with the Chicago Bears, before joining the Los Angeles Rams practice squad later that season. In his time with the Rams (2016-18) and Cardinals (2019-21), he appeared in 36 games (seven starts) and recorded 47 tackles, two interceptions, nine passes defended, and two fumble recoveries.

A standout defensive back at Oklahoma State (2012-15), Peterson was a four-year letter winner who played in 47 games and posted 143 tackles, five interceptions, and 23 passes defended. A first-team All-Big 12 selection as a senior, he was a semifinalist for the Jim Thorpe Award and served as a team captain.

A decorated multisport athlete, Peterson led Wagoner (Okla.) HS to its first-ever Class 4A State title as a senior (2011). That season, he was named Oklahoma's Defensive Player of the Year (The Oklahoman), Player of the Year (Tulsa World), and earned SuperPrep All-American honors. His senior stats included 1,621 rushing yards, 25 rushing touchdowns, 42 tackles, and three interceptions. Peterson also competed in track & field and basketball, winning the State Championship in both the 100 meters and 200 meters in 2011.

Peterson earned his Bachelor of Arts degree in University Studies from Oklahoma State in 2023. He and his wife, Toria, have a son, Krew and a daughter, Kole.

PLAYING CAREER

- 2012-15 | Oklahoma State
- 2016-18 | Los Angeles Rams
- 2019-21 | Arizona Cardinals

COACHING CAREER

- 2024 | Colorado State-Pueblo - Cornerbacks
- 2025 - | Carolina Panthers - Defensive Assistant



DEAN PETZING

**2ND NFL SEASON
2ND PANTHERS SEASON**

OFFENSIVE QUALITY CONTROL

Dean Petzing enters his second season with Carolina as an offensive quality control coach, his second in the NFL after coaching for 12 years in the collegiate ranks.

During Petzing's first season in Carolina (2024), the offense increased their passing touchdowns by nine, tied for the fifth-largest increase in the league. On the ground, the Panthers were tied for eighth in the league in rushing touchdowns (18), tied for ninth in rushes of 20+ yards (13), ranked 10th in rushing yards per attempt (4.58) and 11th in rushing yards before contact (697).

In his final season at LSU (2023), Petzing worked directly with quarterback Jayden Daniels during his Heisman winning campaign, orchestrating a Tigers offense that led the nation in scoring (45.5) and total offense (543.5). That season, Daniels set a school record for rushing yards by a quarterback for a career and season (1,134). In Petzing's two seasons with the team, the Tigers won 20 games, captured the SEC Western Division (2022), and claimed two bowl victories (Citrus and ReliaQuest).


Prior to joining LSU's coaching staff, Petzing spent three seasons at Notre Dame (2019-21), serving in various offensive roles. He began as a graduate assistant, focusing on the offensive line (2019), before becoming an analyst with a focus on the tight end position in 2020. In his final year with the Fighting Irish, he shifted to working with the quarterbacks as an analyst.

Petzing began his coaching career as a student assistant at his alma mater, St. Lawrence University (2012-13), before coaching at Yale (2014), Villanova (2015), Ball State (2016) and Maine (2017-18), where the Black Bears won the Colonial Athletic Association championship.

A native of Wellesley, Massachusetts, Petzing graduated from St. Lawrence in 2014 with a double major in mathematics and economics, while earning a minor in statistics. His brother, Drew, serves as the offensive coordinator for the Arizona Cardinals.

COACHING CAREER

- 2012 | St. Lawrence - Intern Assistant Tight Ends
- 2013 | St. Lawrence - Intern Tight Ends
- 2014 | Yale - Defensive Intern
- 2015 | Villanova - Offensive Assistant/Tight Ends
- 2016-17 | Ball State - Graduate Assistant
- 2018 | Maine - Tight Ends
- 2019 | Notre Dame - Graduate Assistant, Offensive Line
- 2020 | Notre Dame - Analyst, Tight Ends
- 2021 | Notre Dame - Analyst, Quarterbacks
- 2022 | Louisiana State - Lead Offensive Analyst
- 2023 | Louisiana State - Senior Offensive Analyst
- 2024 - I Carolina Panthers - Offensive Quality Control



TODD WASH

19TH NFL SEASON
3RD PANTHERS SEASON

DEFENSIVE LINE

Todd Wash enters his third season as the defensive line coach with the Carolina Panthers. Wash brings 30 years of coaching experience, including 19 in the NFL, to the staff.

In 2024, Wash guided defensive end A'Shawn Robinson to career-highs in total tackles (80), solo tackles (43), sacks (5.5), sack yards (45.5), quarterback hits (eight), and tackles for loss (eight). Robinson also led the league in total and solo tackles among defensive linemen.

During his first season with the Panthers (2023), Wash coached defensive tackle Derrick Brown to his first Pro Bowl and saw him set an NFL record for most tackles by a defensive lineman in a season with a career-high 103, surpassing Miami defensive tackle Christian Wilkins' 2022 total of 98. Brown was the only player in the NFL in 2023 to record 100+ tackles, 15+ quarterback hits and at least seven tackles for loss.

In his final season in Detroit (2022), Wash helped rookie defensive end Aiden Hutchinson become the first rookie and just the second defensive lineman in NFL history to produce 9.5 sacks, three interceptions and two fumble recoveries. Hutchinson garnered NFL Defensive Rookie of the Month honors in three consecutive months (November, December & January).

Wash came to Detroit following an eight-season stint with the Jacksonville Jaguars (2013-20), including serving as the team's defensive coordinator for the final five (2016-20). As defensive coordinator, the Jaguars allowed the third-fewest net passing yards in the NFL and were tied for fifth in the league with 13 defensive touchdowns, while seven different defenders earned a combined 10 total Pro Bowl selections.

As Seattle's defensive line coach for two years (2011-12), Wash's group was part of a defense that allowed the league's lowest passer rating (73.2) and third-fewest points per game (17.5) in that span. Wash began his NFL career with the Tampa Bay Buccaneers (2007-10) as the team's defensive line coach.

Prior to the NFL, Wash spent 11 seasons with five different schools in the college ranks. He had two stints (2005-06; 2002-03) as the defensive line coach at his alma mater, North Dakota State, and also served as the defensive coordinator/linebackers coach at Missouri Southern State (2004), and as Nebraska-Kearney's defensive coordinator (2000-01).

He began his coaching career at Fort Lewis College (1996) as the team's defensive coordinator and then was promoted to head coach/defensive coordinator, a position he held for three seasons (1997-99).

A two-time All-North Central Conference outside linebacker at North Dakota State, Wash played on two national championship teams with the Bison (1988 & 1990). He holds two degrees from NDSU, a bachelor's degree in physical education and a master's in athletic administration.

Wash and his wife, Darci, have two daughters, Alyssa and Jenae, and a son, Marcus. Darci was an All-American basketball player at NDSU, who played on three national championship teams and was inducted in the Bison Athletic Hall of Fame in 2012.

PLAYING CAREER

- 1988-92 | North Dakota State

COACHING CAREER


- 1996-99 | Fort Lewis College - Head Coach/Defensive Coordinator
- 2000-01 | Nebraska-Kearney - Defensive Coordinator
- 2002-03 | North Dakota State - Defensive Line
- 2003-04 | Missouri Southern State - Defensive Coordinator/Linebackers
- 2005-06 | North Dakota State - Defensive Line
- 2007 | Tampa Bay Buccaneers - Defensive Quality Control
- 2008-10 | Tampa Bay Buccaneers - Defensive Line
- 2011-12 | Seattle Seahawks - Defensive Line
- 2013-15 | Jacksonville Jaguars - Defensive Line/Run Game Coordinator
- 2016-20 | Jacksonville Jaguars - Defensive Coordinator
- 2021-22 | Detroit Lions - Defensive Line
- 2023- | Carolina Panthers - Defensive Line



JESSICA BECKENSTEIN

3RD PANTHERS SEASON

HEAD COACH ASSISTANT & COACHING OPERATIONS MANAGER



SCOTT COOPER

2ND PANTHERS SEASON

DIRECTOR OF COACHING DEVELOPMENT & CULTURE



PANTHERS STAFF



CLANCEY ADAMS

SENIOR MANAGER OF VENUE PROGRAMMING



PAUL ADAMS

ELECTRICIAN



PODIA ADIAL

SENIOR CRM MANAGER



BONNIE ALMOND

VICE PRESIDENT OF VENUE OPERATIONS



PATSY ALSTON

SECURITY OFFICER



RILEY AMMONS

PREMIUM SERVICES ASSISTANT



PARKER ANDREWS

SENIOR BUSINESS OPERATIONS ANALYST



DANA ARDEN

PAYROLL MANAGER



BRIAN BALLARD

SPORTS FIELD MANAGER



THOMAS BARBEAU

RETURN TO PLAY COORDINATOR/ASSISTANT
STRENGTH & CONDITIONING COACH



JENNIFER BARRETT

TICKET OPERATIONS MANAGER - SPECIAL EVENTS



JASON BASTIAN

SENIOR MANAGER OF SPORTING EVENTS



CHARLEY BEASLEY

PRODUCER/CINEMATOGRAPHER



CLAIRE BEAUDRY

TICKET OPERATIONS ASSISTANT



ROB BENCE

VICE PRESIDENT OF TECHNOLOGY




BRAIDEN BESSEY

IT SUPPORT ENGINEER



AUSTIN BLALOCK

STRUCTURAL MAINTENANCE ASSISTANT



JACKSON BLOCK

SCOUTING ASSISTANT



CHRIS BOONE

MARKETING ANALYTICS MANAGER



GREG BOSTROM

VICE PRESIDENT OF MARKETING & BRAND
STRATEGY




HANNAH BOURQUARDEZ

ENTERTAINMENT ASSISTANT



RYAN BREWER

SENIOR MARKETING COORDINATOR



BENJAMIN BROWN

DIRECTOR OF DATA SCIENCE



MIKE BROWN

VICE PRESIDENT OF TICKET SALES & SERVICES



JUSTIN BURRIS

PRO SCOUT



ADAM BUTLER

BROADCAST OPERATIONS MANAGER



JASMINE BUTLER

ASSOCIATE COUNSEL



CHRISTOPHER BUTTS

BROADCAST/DIGITAL MEDIA PRODUCER



KENDALL CALAMUSA

MANAGER - DIGITAL PARTNERSHIPS SERVICES



STEVEN CAMACHO

SENIOR PRODUCER, FOOTBALL TALK VIDEO



CAITLYN CAMPBELL

MARKETING COORDINATOR



CINDY CAPOUSIS

EXECUTIVE ASSISTANT - FINANCE



TJ CARNEY

DIRECTOR OF INFOSEC AND INFRASTRUCTURE



SYDNEE CARTER

MEMBERSHIP SERVICES COORDINATOR



BILLIE CASTRO

SECURITY OFFICER



MIKE CHAMBERS

TICKET SALES ACCOUNT EXECUTIVE



HANNAH CHANDARANA

MEMBERSHIP SERVICES MANAGER



JACK CHAPMAN

LONG-FORM VIDEO MANAGER



SAM CHAPMAN

AUDIO VISUAL & IPTV TECHNICIAN



COLTON CHAPPLE

AREA SCOUT



YAN CHHOEUNG

SECURITY OFFICER



SARAH CLARK

SENIOR DIRECTOR OF CORPORATE
COMMUNICATIONS



SHAWN CLISSO
SENIOR ACCOUNTANT



CALEB COCHRANE
AUDIO VISUAL TECHNICIAN



ELI COHEN
PEOPLE OPERATIONS COORDINATOR



JILL COLE
COMMUNITY RELATIONS MANAGER



ERIN COLLINS
SENIOR PERFORMANCE MARKETING MANAGER



RYAN CONAGHAN
PREMIUM SALES ACCOUNT EXECUTIVE



BENJAMIN CONTINO
FOOTBALL ANALYTICS MANAGER



CARA COTURE
SENIOR MANAGER, MARKETING AUTOMATION STRATEGY




LIZZY CRUMPTON
MANAGER - PARTNERSHIP SERVICES



MIA CUNNINGHAM
ACCOUNTANT



ANTHONY CUTLER
SECURITY OFFICER



JUSTIN DAVIDOFF
FOOTBALL ADMINISTRATION COORDINATOR



CAL DAVIES
YOUTH FOOTBALL & PROGRAMS MANAGER



NADIA DEAS
LIVE EVENTS PRODUCER



LOS DELGADO
CHIEF OF STAFF



THOMAS DELVES
DIRECTOR OF PRESENTATION & PRODUCTION



SYDNEY DITMAR
PRODUCTION MANAGER



JENAE DORSEY
MEMBERSHIP SERVICES REPRESENTATIVE



JAMES DOSWELL
IT SUPPORT ENGINEER



ZAVIER DOUGLAS
SECURITY OFFICER



MIKE DUFFY
DIRECTOR, SOCIAL & DIGITAL STRATEGY



KENTRELL DURANT
SECURITY SHIFT SUPERVISOR



RANDY EDENS
SECURITY OFFICER



BREELEE ELLIOTT
SECURITY SHIFT SUPERVISOR



DYLAN EVANS
SENIOR MANAGER OF TICKET OPERATIONS



HANNAH FAIRMAN
STRATEGIC BUSINESS ANALYST



RILEY FIELDS
DIRECTOR OF COMMUNITY RELATIONS



MAISIE FISCHEL
PREMIUM SERVICES COORDINATOR



JOE FLANNIGAN
SENIOR DIRECTOR OF ENGINEERING & SUSTAINABILITY



TRIP FOREMAN
FOOTBALL OPERATIONS MANAGER



MATTHEW FOWLER
LIVE EVENTS MANAGER



MARK FRANCIS
SENIOR PARALEGAL & PRIVACY COORDINATOR



CARL FRANKLIN
FACILITY MAINTENANCE & REPAIR ASSISTANT



COREY FULLER
AREA SCOUT



JD FURR
DIRECTOR OF SAFETY & SECURITY MANAGER



DARWIN GANTT
SENIOR WRITER/MANAGING EDITOR, PARTNERSHIPS.COM



LUIS GARCIA
IT INFRASTRUCTURE SUPPORT ENGINEER



BRUCE GARVEY
DIRECTOR OF TICKET SALES & MEMBERSHIP SERVICES



ERIC GARVEY
TICKET SALES MANAGER



RYAN GAYLETS
SENIOR GRAPHICS DESIGNER



KHARA GIBSON-TAYLOR
MANAGER - DIGITAL PARTNERSHIP SERVICES



RANDY GOFORTH
STADIUM SECURITY MANAGER



BRANDON GOLDTHRITE
STRUCTURAL MAINTENANCE ASSISTANT



DON GORDON
DIRECTOR OF FACILITIES



COLE GOSSETT
SPORTS SCIENCE COORDINATOR



MEKAYLA GOUGH
CORPORATE COMMUNICATIONS COORDINATOR



ALEX GRANT
CREATIVE MEDIA MANAGER



DARIUS GREEN
TICKET SALES ACCOUNT EXECUTIVE



LUKE GRIECO
MEMBERSHIP SERVICES REPRESENTATIVE



HARRISON GRUBE
LEAD MEDICAL RETURN TO PERFORMANCE/STAFF
ATHLETIC TRAINER



ANDY GUSTAFSON
PRODUCER



RYLEY HARBOUR
SPORTING COORDINATOR - SOCCER



KEN HARRELL
MADCAT COORDINATOR



CONNOR HARRISON
SENIOR SOCIAL VIDEO PRODUCER



DESTINY HARRISON
MARKETING COORDINATOR



ANDRE HASTON
COMPLIANCE & STANDARDS MANAGER



WILLIAM HAUZE
VICE PRESIDENT OF FINANCIAL PLANNING &
ANALYSIS



KRISTI HEPPNER
DIRECTOR OF FINANCE



ALEX HERKO
CREATIVE DIRECTOR OF CONTENT



JASON HILL
RECEIVING & STORAGE COORDINATOR



KASSIDY HILL
STAFF WRITER



MATT HOGAN
AUDIO & BROADCASTING PRODUCER



ISABEL HOLLAND
MANAGER - PARTNERSHIP SERVICES



BRESHAWN HOLLEY
STADIUM OPERATIONS ASSISTANT



ANDREW HORNING
TICKET SALES ACCOUNT EXECUTIVE



CHASE HOWELL
VIDEO ASSISTANT



HIL HOWLE
GRAPHIC DESIGNER



GERRI HUFF
SECURITY OFFICER



PAIGE HUGHES
EMAIL MARKETING MANAGER



GENEVIEVE HUMPHREY
ASSISTANT STRENGTH & CONDITIONING COACH



CAMERON HUTCHINSON
SENIOR DIRECTOR OF PARTNERSHIPS MARKETING
- PARTNERS



JAIQUAWN JARRETT
ASSISTANT DIRECTOR OF PLAYER ENGAGEMENT



MORGAN JENKINS
DIGITAL PLATFORMS COORDINATOR



JONATHAN JOHNSON
DIGITAL VIDEO PRODUCER



KALEN KARAHALIOS
SENIOR MARKETING DIRECTOR



JAMAL KEARNEY
EQUIPMENT ASSISTANT



JEREMY KELLEY
DIRECTOR OF LEGEND AFFAIRS



DAVID KING
VICE PRESIDENT - CORPORATE PARTNERSHIPS
SALES & MARKETING



ALEX KLAASSE
SECURITY OFFICER



JAKE KLING
GROUP SALES ACCOUNT EXECUTIVE



BROOKE KOPITTKE
GRAPHIC DESIGNER



KYLE LANE
ASSISTANT VIDEO DIRECTOR



DAVID LANGTON
EXECUTIVE PRODUCER - RADIO



MIKE LARSSON
TOTAL REWARDS MANAGER



LOGAN LATTY

MEMBERSHIP SERVICES REPRESENTATIVE



KALEB LEACH

AREA SCOUT



KENDALL LEATHERMAN

PARTNERSHIPS SUCCESS & STRATEGY MANAGER



DANIEL LEVERTON

SENIOR COORDINATOR - TICKET OPERATIONS



EDDIE LEVINS

VICE PRESIDENT OF RISK & PROTECTION



ELLIOT LINSTROM

SPORTS FIELDS COORDINATOR



EDDIE LODEN

SECURITY OFFICER



BYRAN LODIGIANI

VICE PRESIDENT OF BUSINESS STRATEGY & ANALYTICS



JAIME LOGAN

INDUS. SALES MANAGER



LORENA LORENZO

PARTNERSHIPS BUSINESS ANALYST



DANNY LOSITO

DIRECTOR OF SPORTS FIELDS & GROUNDS



MIKE LOUNSBERRY

FOOTBALL RESEARCH ANALYST



HENRY LOWE

SECURITY SHIFT SUPERVISOR



MIKE MAHONEY

DIRECTOR - PARTNERSHIPS



AMY MARTIN

BROADCASTING SENIOR MANAGER



CHRIS MATZ

LOCKER ROOM EQUIPMENT & WAREHOUSE COORDINATOR



MIKE MAUS

NETWORK ENGINEER



ADAM MAXIE

PRO SCOUT



CADEN MC CLOUGHAN

AREA SCOUT



BRANDII MCCOY

CHEERLEADING & CHOREOGRAPHER MANAGER



MEGHAN MCNANEY

MANAGER - PARTNERSHIP SERVICES



GRIFFIN MILLER

MANAGER - PARTNERSHIPS



RUDY MILLER

SECURITY OFFICER



DAVID MONROE

TEAM HISTORIAN



AUSTIN MOORE

PREMIUM SALES ACCOUNT EXECUTIVE



DAN MOOSE

STRUCTURAL MAINTENANCE ASSISTANT



JAIME MORENO

SPANISH RADIO PLAY-BY-PLAY



MEAGHAN MORIARTY

ENTERTAINMENT MANAGER



JES MORSE

RETAIL MARKETING MANAGER



MEGAN MUESSE

SPORTS FIELDS ASSISTANT



TANNER NATZKE

PREMIUM SALES MANAGER



DAVID NELSON

VICE PRESIDENT OF PREMIUM SALES & SERVICES



JOHN NEUMAN

ELECTRICAL LEAD



JONATHAN NORMAN

DIRECTOR - PARTNERSHIPS



DANNY O'DOOLE

ASSISTANT EQUIPMENT MANAGER



BRAD OBEЕ

AREA SCOUT



KAREN OCWIEJA

ASSISTANT ATHLETIC TRAINER



ROB PAUL

BROADCASTING PRODUCTION MANAGER



SEAN PHALER

SENIOR DIRECTOR OF DIGITAL MARKETING



MIKE PHILLIPS

MANAGER - FOOTBALL SOLUTIONS & SOFTWARE



BRIAN PILLE

HUMAN RESOURCES BUSINESS PARTNER



DAVE PITT

SENIOR DIRECTOR - PARTNERSHIPS



CANDICE PITTMAN
SECURITY OFFICER



JAMES PLYLER
VICE PRESIDENT OF FINANCE



KEN POLK
ACCOUNTING MANAGER



SIR PURR
CHIEF VIBES OFFICER



TIM RABAS
PERFORMANCE NUTRITION ASSISTANT



JAMIE RADFORD
ELECTRICIAN



FATIMA RAHIM
EVENTS COORDINATOR



JOE RAMIREZ
COORDINATOR - DEVELOPMENT - PROJECT



BRENNA RAMSEY
EVENTS COORDINATOR



JO RAST
MANAGER - FOOTBALL IT SUPPORT



HARRISON REGAN
MANAGER - BUSINESS STRATEGY & ANALYTICS



KATIE REICHEL
SOCIAL MEDIA GRAPHIC DESIGNER



GERARD REYES
MAINTENANCE SUPERVISOR



DENNIS RIGGS
SPORTS FIELDS ASSISTANT




RICKY ROBBINS
TEAM SECURITY ASSISTANT



CAITLIN ROBERTS
DIRECTOR OF PREMIUM SERVICES



RUSSELL ROBINSON
PREMIUM SALES MANAGER



CHARLIE ROCK
FOOTBALL COMMUNICATIONS COORDINATOR



COREY RODRIGO
PHYSICAL THERAPIST



KATY ROGERS
ASSISTANT ATHLETIC TRAINER



LIA ROLLMAN
DIRECTOR, PEOPLE & CULTURE



BROOKE ROYAL
GROUP SALES ACCOUNT EXECUTIVE



DAVID ROYLE
SECURITY SHIFT SUPERVISOR



ISABEL RUBIO
MEMBERSHIP SERVICES REPRESENTATIVE



ELLEYA RUDMAN
SOCIAL MEDIA PLATFORMS COORDINATOR



KASEY RUSLING
VENUE PROGRAMMING ASSISTANT



DOM RUSSO
PREVENTIVE MAINTENANCE SUPERVISOR



VAHID SANJI
DIRECTOR - BUSINESS ANALYTICS



BAILEY SARKISIAN
VIDEO ASSISTANT



HANNAH SATERO
GROUP SALES ACCOUNT EXECUTIVE



LINDSEY SHAEFFER
PREMIUM SALES ACCOUNT EXECUTIVE



ELLIE SCHLESINGER
TICKET SALES ACCOUNT EXECUTIVE



JORDAN SCHRADER
SPORTS FIELDS MANAGER



DEREK SCHILMAN
SPORTING COORDINATOR - FOOTBALL



HANNA SCOTT
TICKET SALES ACCOUNT EXECUTIVE



LOGAN SELF
SENIOR BUSINESS INTELLIGENCE ANALYST



ETHAN SHAPIRO
SOCIAL MEDIA GRAPHIC DESIGNER



ANISH SHROFF
PLAY-BY-PLAY ANNOUNCER



ERIC SIERRA
SOCIAL PLATFORMS MANAGER



KRISTI SIMMONS
SENIOR MANAGER - PARTNERSHIP SERVICES



SCOTT SMEATH
TEAM SECURITY MANAGER



RACHEL SITTLER
FAMILY AFFAIRS COORDINATOR



SCOTT SKINNER
FACILITY MAINTENANCE & REPAIR ASSISTANT



NADISON SLATER
DIRECTOR OF CYBERSECURITY



CHRIS SMITH
SCOUTING ASSISTANT



DAVID SMITH
SENIOR SOFTWARE DEVELOPER



KYLAN SMITH
PHYSICAL THERAPIST



BRUCE SPEIGHT
VICE PRESIDENT OF FOOTBALL COMMUNICATIONS



CHRIS STACK
PERFORMANCE MARKETING MANAGER



LAUREN STAMAS
COMMUNITY RELATIONS ASSISTANT



ANDREW STEIN
TEAM PHOTOGRAPHER



BLAKE STILL
VIDEO COORDINATOR



DAVE STODGILL
EDUCATION MANAGER



CLAIRE STOKES
PLAYER PERSONNEL MANAGER



LOGAN STRONG
SPORTS FIELD ASSISTANT



EMILY SWANTON
TICKET SALES ACCOUNT EXECUTIVE



BRANDON SWEETT
PRODUCER



LAUREN TAYLOR
CORPORATE PARTNERSHIPS SALES EXECUTIVE



RENDRICK TAYLOR
ASSISTANT STRENGTH AND CONDITIONING COACH



AUSTIN THOMAS
GRAPHIC DESIGNER



ADAM THOMPSON
PLUMBING SUPERVISOR



MIKE TILLMAN
MANAGER - PARTNERSHIP MARKETING -
PANTHERS



VICTORIA TOYE
PROJECT MANAGER



CLAIRE TRATTNER
FOOTBALL COMMUNICATIONS COORDINATOR



JORDAN TRGOVAC
AREA SCOUT



CAMERON TUCKER
NEP PLANNER & SCHEDULER



HANNA TYREE
TICKET SALES ACCOUNT EXECUTIVE



JACLYN URDÁ
MARKETING MANAGER



CAITLYN VALENTE
COORDINATOR - SPORTING - SOCCER



MIGUEL VARGAS
DIRECTOR OF ENTERTAINMENT



ANDRÉ WALTERS
DEPUTY GENERAL COUNSEL



ADAM WEBB
SPORTS FIELD ASSISTANT



JIMMY WEBBER
MEMBERSHIP SERVICES REPRESENTATIVE



JD WEIGL
SECURITY SHIFT SUPERVISOR



GABBY WEINRICK
SCOUTING ASSISTANT



SAM WELCH
EQUIPMENT ASSISTANT



KANYON WEST
SENIOR DIRECTOR OF TICKET OPERATIONS



MATT WHITE
GROUP TICKET SALES COORDINATOR



DAVID WHITTINGTON
ASSISTANT DIRECTOR OF COLLEGE SCOUTING



BRAD WILSON
FACILITY MAINTENANCE & REPAIR ASSISTANT



BRANDON WILSON
REFRIGERATION ASSISTANT



CANDICE WILSON
GUEST EXPERIENCE MANAGER



REGGIE WOODS
ASSOCIATE COUNSEL



CRYSTAL WRIGHT
DIRECTOR OF EMPLOYEE EXPERIENCE &
DEVELOPMENT



BRETT YANICK
MOTION GRAPHICS DESIGNER



TOMETHEL YORK
MARKETING AUTOMATION MANAGER



VETERANS



KRYS
BARNES

LINEBACKER

40

Hometown: Bakersfield, Calif.

College: UCLA

Acquired: FA-25

HT6'2"

WT229

AGE27

1

6

PANTHERS

CAREER HIGHLIGHTS

- In five seasons in the NFL (2020-24), has played in 68 games with 30 starts, recording 273 tackles (172 solo), 15 tackles for loss, 5.0 sacks, six quarterback hits, 10 passes defended, an interception, a forced fumble and a fumble recovery.
- Spent two seasons with the Arizona Cardinals (2023-24), appearing in 33 games with six starts.
- Entered the NFL as an undrafted free agent with the Green Bay Packers in 2020, playing three seasons in Green Bay (2020-22) to begin his career.
- Was the only undrafted rookie in 2020 to record multiple starts, playing in 13 games with 10 starts.

YEAR-BY-YEAR

- **2024:** Played in all 17 games, recording 34 tackles (18 solo), three tackles for loss, 2.0 sacks and two QB hits...Also registered a tackle on special teams.
- **2023:** Appeared in 16 games with six starts, recording 53 tackles (34 solo), three tackles for loss, a QB hit, six passes defended and an interception...Added two tackles on special teams...Registered his first career INT at Houston (Nov. 19) and returned it 46 yards.
- **2022:** Saw action in six games with one start, spending Weeks 2-8 on injured reserve (ankle) and was inactive for Weeks 10, 13, 15 and 17...Recorded 29 tackles (17 solo), a sack and a QB hit.
- **2021:** Appeared in 16 games with 13 starts, recording a career-high 79 tackles (56 solo), four tackles for loss, a sack, a QB hit, four passes defended and a fumble recovery...On special teams, posted two tackles and recovered a fumble...Finished No. 3 on the team in tackles...Started the postseason contest vs. San Francisco (Jan. 22), recording seven tackles (four solo) and a tackle for loss.
- **2020:** Played in 13 games with 10 starts as a rookie, recording 78 tackles (47 solo), a career-best five tackles for loss, a sack, a QB hit and a forced fumble...Added two tackles on special teams...Was the only undrafted rookie with multiple starts this season...Led all undrafted rookies and ranked No. 6 among all NFL rookies in tackles...Finished No. 2 on the team in tackles...Also started both postseason contests, registering 13 tackles (eight solo) and a pass defended.

PANTHERS

TRANSACTIONS

- Signed by the Green Bay Packers as an undrafted free agent (4/29/20)...Released by the Green Bay Packers (9/5/20)...Signed by the Green Bay Packers (9/12/20)...Signed by the Green Bay Packers as an exclusive rights free agent (4/18/22)...Signed by the Arizona Cardinals (3/28/23)...Re-signed by the Arizona Cardinals (3/13/24)...Released by the Arizona Cardinals (8/27/24)...Signed to the Arizona Cardinals practice squad (8/28/24)...Signed to the Arizona Cardinals active roster (8/29/24)...Signed by the Carolina Panthers (8/3/25)...Released by the Carolina Panthers (8/27/25).

PANTHERS

COLLEGE

- Played in 43 games with 31 starts in his four seasons (2016-19) at UCLA, recording 212 tackles, 21 tackles for a loss, 5.0 sacks, a forced fumble, two INTs and 15 passes defended...Played in and started 11 games in 2019, recording 74 tackles, 10 tackles for a loss (matched his career high), a career-best 4.0 sacks, a forced fumble, an INT and a career-high eight passes defended...Tied for the team lead in tackles for loss and paced the Bruins in passes defended...Earned honorable mention All-Pac-12 honors from the league's coaches...Presented the Kenneth S. Washington Most Outstanding Senior Award at the team banquet...Started all 12 contests in 2018, ranking No. 2 on the team in tackles (85) and tackles for a loss (10)...Added a sack, an INT, seven passes defended and a QB hit...Played in 10 games with eight starts in 2017, finishing with 50 tackles and a tackle for a loss...Saw action in 10 games as a true freshman in 2016, primarily playing on special teams.

KRYS BARNES' NFL REGULAR SEASON DEFENSIVE STATISTICS

DATE	TEAM	GP	GS	TACKLES										INTERCEPTIONS					O. FUMB			ST			MISC	
				TK	S	A	TFL	YDS	SK	YDS	QBH	NO	YDS	LG	TD	PD	FF	FR	TD	YDS	TK	S	A	FF	FR	S
2020	Packers	13	10	78	47	31	5	15	1.0	5.0	1	0	0	0	0	0	1	0	0	0	2	2	0	0	0	0
2021	Packers	16	13	79	56	23	4	13	1.0	8.0	1	0	0	0	0	4	0	1	0	1	2	2	0	0	1	0
2022	Packers	6	1	29	17	12	0	0	1.0	0.0	1	0	0	0	0	0	0	0	0	0	0	0	0	0	0	0
2023	Cardinals	16	6	53	34	19	3	4	0.0	0.0	1	1	46	46	0	6	0	0	0	0	2	1	1	0	0	0
2024	Cardinals	17	0	34	18	16	3	6	2.0	5.0	2	0	0	0	0	0	0	0	0	0	1	1	0	0	0	0
NFL TOTALS		68	30	273	172	101	15	38	5.0	18.0	6	1	46	46	0	10	1	1	0	1	7	6	1	0	1	0

KRYS BARNES' NFL POSTSEASON DEFENSIVE STATISTICS

		TACKLES										INTERCEPTIONS					O. FUMB				ST				MISC			
DATE	TEAM	GP	GS	TK	S	A	TFL	YDS	SK	YDS	QBH	NO	YDS	LG	TD	PD	FF	FR	TD	YDS	TK	S	A	FF	FR	S	A	
2020	Packers	2	2	13	8	5	0	0	0.0	0.0	0	0	0	0	0	1	0	0	0	0	0	0	0	0	0	0	0	0
2021	Packers	1	1	7	4	3	1	1	0.0	0.0	0	0	0	0	0	0	0	0	0	0	0	0	0	0	0	0	0	0
NFL TOTALS		3	3	20	12	8	1	1	0.0	0.0	0	0	0	0	0	1	0	0	0	0	0	0	0	0	0	0	0	0

SINGLE-GAME HIGHS: DEFENSIVE

Total Tackles 14 at Chicago Bears, Jan 03, 2021
Solo Tackles 8 at Green Bay Packers, Oct 13, 2024
...1 more at 8.
Sacks 1.0 at San Francisco 49ers, Oct 06, 2024
...4 more at 1.0.
Passes Defensed 2 at Houston Texans, Nov 19, 2023
...2 more at 2.
Forced Fumbles 1 vs. Carolina Panthers, Dec 19, 2020
Fumble Recoveries 1 vs. Detroit Lions, Sep 20, 2021

SINGLE-GAME HIGHS - POSTSEASON: DEFENSIVE

Total Tackles 10 vs. Los Angeles Rams, Jan 16, 2021
7 vs. San Francisco 49ers, Jan 22, 2022
3 vs. Tampa Bay Buccaneers, Jan 24, 2021
Solo Tackles 7 vs. Los Angeles Rams, Jan 16, 2021
4 vs. San Francisco 49ers, Jan 22, 2022
1 vs. Tampa Bay Buccaneers, Jan 24, 2021

Tackles For Loss 2 at Minnesota Vikings, Sep 13, 2020
Interceptions 1 at Houston Texans, Nov 19, 2023
Special Teams Tackles 1 vs. San Francisco 49ers, Jan 05, 2025
...7 more at 1.
Special Teams Fumble Recoveries 1 vs. Los Angeles Rams, Nov 28, 2021
Longest Opp Fumble Return 1 vs. Los Angeles Rams, Nov 28, 2021

Passes Defensed 1 vs. Los Angeles Rams, Jan 16, 2021
Tackles For Loss 1 vs. San Francisco 49ers, Jan 22, 2022

2024 GAME-BY-GAME REGULAR-SEASON STATISTICS (CARDINALS)

TACKLES											INTERCEPTIONS				O. FUMB			ST			MISC								
DATE	OPPONENT	P/S	TK	S	A	SK	YDS	TFL	YDS	QBH	NO	YDS	LG	TD	PD	FF	FR	TD	YDS	TK	S	A	FF	FR	S	A	W/L	SCORE	
09/08	at Bills	P	2	1	1	0.0	0.0	0	0	0	0	0	0	0	0	0	0	0	0	0	0	0	0	0	0	0	L	28-34	
09/15	Rams	P	4	2	2	1.0	1.0	1	1	1	0	0	0	0	0	0	0	0	0	0	0	0	0	0	0	0	W	41-10	
09/22	Lions	P	1	1	0	0.0	0.0	0	0	0	0	0	0	0	0	0	0	0	0	0	0	0	0	0	0	0	L	13-20	
09/29	Commanders	P	1	0	1	0.0	0.0	0	0	0	0	0	0	0	0	0	0	0	0	0	0	0	0	0	0	0	L	14-42	
10/06	at 49ers	P	3	2	1	1.0	4.0	1	4	1	0	0	0	0	0	0	0	0	0	0	0	0	0	0	0	0	W	24-23	
10/13	at Packers	P	10	8	2	0.0	0.0	1	1	0	0	0	0	0	0	0	0	0	0	0	0	0	0	0	0	0	L	13-34	
10/21	Chargers	P	3	1	2	0.0	0.0	0	0	0	0	0	0	0	0	0	0	0	0	0	0	0	0	0	0	0	W	17-15	
10/27	at Dolphins	P	0	0	0	0.0	0.0	0	0	0	0	0	0	0	0	0	0	0	0	0	0	0	0	0	0	0	W	28-27	
11/03	Bears	P	1	1	0	0.0	0.0	0	0	0	0	0	0	0	0	0	0	0	0	0	0	0	0	0	0	0	W	29-9	
11/10	Jets	P	0	0	0	0.0	0.0	0	0	0	0	0	0	0	0	0	0	0	0	0	0	0	0	0	0	0	W	31-6	
11/24	at Seahawks	P	1	0	1	0.0	0.0	0	0	0	0	0	0	0	0	0	0	0	0	0	0	0	0	0	0	0	L	6-16	
12/01	at Vikings	P	0	0	0	0.0	0.0	0	0	0	0	0	0	0	0	0	0	0	0	0	0	0	0	0	0	0	L	22-23	
12/08	Seahawks	P	0	0	0	0.0	0.0	0	0	0	0	0	0	0	0	0	0	0	0	0	0	0	0	0	0	0	L	18-30	
12/15	Patriots	P	4	1	3	0.0	0.0	0	0	0	0	0	0	0	0	0	0	0	0	1	1	0	0	0	0	0	W	30-17	
12/22	at Panthers	P	3	1	2	0.0	0.0	0	0	0	0	0	0	0	0	0	0	0	0	0	0	0	0	0	0	0	L	30-36+	
12/28	at Rams	P	0	0	0	0.0	0.0	0	0	0	0	0	0	0	0	0	0	0	0	0	0	0	0	0	0	0	L	9-13	
01/05	49ers	P	1	0	1	0.0	0.0	0	0	0	0	0	0	0	0	0	0	0	0	0	0	0	0	0	0	0	W	47-24	
2024 TOTALS		17-0	34	18	16	2.0	5.0	3	6	2	0	0	0	0	0	0	0	0	0	1	1	0	0	0	0	0	0	8-9	
+ - Overtime																													

2023 GAME-BY-GAME REGULAR-SEASON STATISTICS (CARDINALS)


DATE	OPPONENT	P/S	TACKLES								INTERCEPTIONS				O. FUMB			ST			MISC		SCORE					
			TK	S	A	SK	YDS	TFL	YDS	QBH	NO	YDS	LG	TD	PD	FF	FR	TD	YDS	TK	S	A		FF	FR	S	A	W/L
09/10	at Commanders	P	2	1	1	0.0	0.0	0	0	0	0	0	0	0	0	0	0	0	0	0	0	0	0	0	0	L	16-20	
09/17	Giants	S	7	6	1	0.0	0.0	1	1	0	0	0	0	0	1	0	0	0	0	0	0	0	0	0	0	L	28-31	
09/24	Cowboys	S	7	6	1	0.0	0.0	0	0	0	0	0	0	0	2	0	0	0	0	0	0	0	0	0	0	W	28-16	
10/01	at 49ers	P	0	0	0	0.0	0.0	0	0	0	0	0	0	0	0	0	0	0	0	0	0	0	0	0	0	L	16-35	
10/08	Bengals	P	0	0	0	0.0	0.0	0	0	0	0	0	0	0	0	0	0	0	0	0	0	0	0	0	0	L	20-34	
10/15	at Rams	P	0	0	0	0.0	0.0	0	0	0	0	0	0	0	0	0	0	0	0	0	0	0	0	0	0	L	9-26	
10/22	at Seahawks	P	0	0	0	0.0	0.0	0	0	0	0	0	0	0	0	0	0	0	0	1	1	0	0	0	0	L	10-20	
10/29	Ravens		[LEGACY] INJURED/DID NOT PLAY																								L	24-31
11/05	at Browns	P	0	0	0	0.0	0.0	0	0	0	0	0	0	0	0	0	0	0	0	1	0	1	0	0	0	L	0-27	
11/12	Falcons	P	0	0	0	0.0	0.0	0	0	0	0	0	0	0	0	0	0	0	0	0	0	0	0	0	0	W	25-23	
11/19	at Texans	P	3	2	1	0.0	0.0	0	0	0	1	46	46	0	2	0	0	0	0	0	0	0	0	0	0	L	16-21	
11/26	Rams	P	7	3	4	0.0	0.0	1	2	0	0	0	0	0	0	0	0	0	0	0	0	0	0	0	0	L	14-37	
12/03	at Steelers	S	4	2	2	0.0	0.0	0	0	0	0	0	0	0	0	0	0	0	0	0	0	0	0	0	0	W	24-10	
12/17	49ers	P	1	0	1	0.0	0.0	0	0	0	0	0	0	0	0	0	0	0	0	0	0	0	0	0	0	L	29-45	
12/24	at Bears	S	9	6	3	0.0	0.0	0	0	0	0	0	0	0	0	0	0	0	0	0	0	0	0	0	0	L	16-27	
12/31	at Eagles	S	7	4	3	0.0	0.0	1	1	1	0	0	0	0	0	0	0	0	0	0	0	0	0	0	0	W	35-31	
01/07	Seahawks	S	6	4	2	0.0	0.0	0	0	0	0	0	0	0	1	0	0	0	0	0	0	0	0	0	0	L	20-21	
2023 TOTALS			16-6	53	34	19	0.0	0.0	3	4	1	1	46	46	0	6	0	0	0	0	2	1	1	0	0	0	4-13	

2022 GAME-BY-GAME REGULAR-SEASON STATISTICS (PACKERS)

TACKLES											INTERCEPTIONS				O. FUMB			ST			MISC								
DATE	OPPONENT	P/S	TK	S	A	SK	YDS	TFL	YDS	QBH	NO	YDS	LG	TD	PD	FF	FR	TD	YDS	TK	S	A	FF	FR	S	A	W/L	SCORE	
09/11	at Vikings	P	0	0	0	0.0	0.0	0	0	0	0	0	0	0	0	0	0	0	0	0	0	0	0	0	0	0	L	7-23	
09/18	Bears		INJURED RESERVE																								W	27-10	
09/25	at Buccaneers		INJURED RESERVE																								W	14-12	
10/02	Patriots		INJURED RESERVE																								W	27-24+	
10/09	Giants		INJURED RESERVE																								L	22-27	
10/16	Jets		INJURED RESERVE																								L	10-27	
10/23	at Commanders		INJURED RESERVE																								L	21-23	
10/30	at Bills		INJURED RESERVE																								L	17-27	
11/06	at Lions	P	8	4	4	0.0	0.0	0	0	0	0	0	0	0	0	0	0	0	0	0	0	0	0	0	0	0	L	9-15	
11/13	Cowboys		GAME INACTIVE/INJURY																								W	31-28+	
11/17	Titans	P	12	5	7	1.0	0.0	0	0	1	0	0	0	0	0	0	0	0	0	0	0	0	0	0	0	0	L	17-27	
11/27	at Eagles	S	6	5	1	0.0	0.0	0	0	0	0	0	0	0	0	0	0	0	0	0	0	0	0	0	0	0	L	33-40	
12/04	at Bears		INACTIVE																								W	28-19	
12/19	Rams		INACTIVE																								W	24-12	
12/25	at Dolphins	P	0	0	0	0.0	0.0	0	0	0	0	0	0	0	0	0	0	0	0	0	0	0	0	0	0	0	W	26-20	
01/01	Vikings		INACTIVE																								W	41-17	
01/08	Lions	P	3	3	0	0.0	0.0	0	0	0	0	0	0	0	0	0	0	0	0	0	0	0	0	0	0	0	L	16-20	
2022 TOTALS			6-1	29	17	12	1.0	0.0	0	0	1	0	0	0	0	0	0	0	0	0	0	0	0	0	0	0	0	8-9	
+ - Overtime																													

+ - Overtime

[illegible][illegible][illegible][illegible]



BOOGIE
BASHAM

OUTSIDE LINEBACKER

54

Hometown: Roanoke, Va.


College: Wake Forest


Acquired: FA-24

HT6'3"

WT274

AGE27

1

5

PANTHERS
CAREER HIGHLIGHTS

- Over 40 career games, has recorded 57 tackles (26 solo) with 4.5 sacks, nine quarterback hits, six tackles for loss, three passes defended, one interception and one fumble recovery.
- Has appeared in four playoff games, notching 11 tackles (seven solo) with 2.0 sacks, three quarterback hits, two tackles for loss and one pass defended.
- While with the Bills in the 2022 season opener against the Rams (9/8), sacked and intercepted Matthew Stafford, returning the pick 21 yards...Also added two solo tackles and a pass defended.

YEAR-BY-YEAR

- 2024: Spent the majority of the season on the Giants practice squad...Saw action in four games, recording nine tackles (one solo), one tackle for loss, one quarterback hit and one pass defended.
- 2023: Played in 13 games and made 11 tackles (five solo) for the Giants...Tallied a season-high three tackles (one solo) at Dallas (11/12).
- 2022: Appeared in 15 regular season games and two postseason games for the Bills...Recorded 19 tackles (nine solo), 2.0 sacks, five quarterback hits, one interception, one tackle for loss and one fumble recovery...Added five stops (two solo) and 1.0 sack in the playoffs...Sacked Matthew Stafford and intercepted a pass which he returned 21 yards at the Rams (9/8)...Posted a season-high four tackles vs. the Jets (12/11)...Collected a career post-season-high five tackles (two solo), including a seven-yard sack of Skylar Thompson vs. Miami (1/15).
- 2021: As a rookie for the Bills, played in eight regular season and two postseason games...Sacked David Mills for a 10-yard loss in NFL debut against Houston (10/3)...Had three tackles (two solo) and half-sack of Patrick Mahomes at Kansas City (10/10)...Registered a season-high four tackles (three solo) against Carolina (12/19)...Contributed three tackles (two solo), including a four-yard sack of Mac Jones in postseason debut against New England (1/15).

PANTHERS

TRANSACTIONS

- Selected by the Buffalo Bills in the second round (61st overall) in the 2021 NFL Draft (4/30/21)...Traded to the New York Giants (8/29/23)...Waived by the New York Giants (10/22/24)...Signed to the New York Giants practice squad (10/23/24)...Signed reserve/future with the Carolina Panthers (1/21/25)...Signed to the Carolina Panthers practice squad (8/27/25).

PANTHERS

COLLEGE

- In four seasons at Wake Forest (2017-20), played in 45 games and totaled 173 tackles (97 solo), 20.5 sacks (fourth-most in school history), eight passes defended, four forced fumbles and three fumble recoveries...As a sophomore in 2018, recorded a career-high 64 tackles (36 solo), including 4.5 sacks...In 2019, notched a career-high 11.0 sacks, the second-highest total in school history...Named first-team All-ACC...In 2020, tallied 28 tackles (20 solo), including 5.5 sacks.

BOOGIE BASHAM'S NFL REGULAR SEASON DEFENSIVE STATISTICS

		TACKLES										INTERCEPTIONS					O. FUMB				ST				MISC		
DATE	TEAM	GP	GS	TK	S	A	TFL	YDS	SK	YDS	QBH	NO	YDS	LG	TD	PD	FF	FR	TD	YDS	TK	S	A	FF	FR	S	A
2021	Bills	8	0	18	11	7	4	27	2.5	24.0	3	0	0	0	0	0	0	0	0	0	0	0	0	0	0	0	0
2022	Bills	15	0	19	9	10	1	3	2.0	3.0	5	1	21	21	0	2	0	1	0	1	0	0	0	0	0	0	0
2023	Giants	13	0	11	5	6	0	0	0.0	0.0	0	0	0	0	0	0	0	0	0	0	0	0	0	0	0	0	0
2024	Giants	4	0	9	1	8	1	1	0.0	0.0	1	0	0	0	0	1	0	0	0	0	0	0	0	0	0	0	0
NFL TOTALS		40	0	57	26	31	6	31	4.5	27.0	9	1	21	21	0	3	0	1	0	1	0	0	0	0	0	0	0

BOOGIE BASHAM'S NFL POSTSEASON DEFENSIVE STATISTICS

TACKLES													INTERCEPTIONS					O. FUMB				ST				MISC	
DATE	TEAM	GP	GS	TK	S	A	TFL	YDS	SK	YDS	QBH	NO	YDS	LG	TD	PD	FF	FR	TD	YDS	TK	S	A	FF	FR	S	A
2021	Bills	2	0	6	5	1	1	4	1.0	4.0	1	0	0	0	0	0	0	0	0	0	0	0	0	0	0	0	0
2022	Bills	2	0	5	2	3	1	7	1.0	7.0	2	0	0	0	0	1	0	0	0	0	0	0	0	0	0	0	0
NFL TOTALS		4	0	11	7	4	2	11	2.0	11.0	3	0	0	0	0	1	0	0	0	0	0	0	0	0	0	0	0

SINGLE-GAME HIGHS: DEFENSIVE

Total Tackles 4 vs. New York Jets, Dec 11, 2022
...1 more at 4.
Solo Tackles 3 vs. Carolina Panthers, Dec 19, 2021
Sacks 1.0 at Los Angeles Rams, Sep 08, 2022
...2 more at 1.0.
Passes Defensed 1 at Miami Dolphins, Sep 25, 2022
...1 more at 1.

Fumble Recoveries 1 vs. Tennessee Titans, Sep 19, 2022
Tackles For Loss 1 vs. New York Jets, Jan 09, 2022
...3 more at 1.
Interceptions 1 at Los Angeles Rams, Sep 08, 2022

SINGLE-GAME HIGHS - POSTSEASON: DEFENSIVE

Total Tackles 5 vs. Miami Dolphins, Jan 15, 2023
3 at Kansas City Chiefs, Jan 23, 2022
3 vs. New England Patriots, Jan 15, 2022
Solo Tackles 3 at Kansas City Chiefs, Jan 23, 2022
2 vs. Miami Dolphins, Jan 15, 2023
2 vs. New England Patriots, Jan 15, 2022

Sacks 1.0 vs. Miami Dolphins, Jan 15, 2023
1.0 vs. New England Patriots, Jan 15, 2022
Tackles For Loss 1 vs. Miami Dolphins, Jan 15, 2023
1 vs. New England Patriots, Jan 15, 2022

2024 GAME-BY-GAME REGULAR-SEASON STATISTICS (GIANTS)

TACKLES										INTERCEPTIONS					O. FUMB				ST				MISC						
DATE	OPPONENT	P/S	TK	S	A	SK	YDS	TFL	YDS	QBH	NO	YDS	LG	TD	PD	FF	FR	TD	YDS	TK	S	A	FF	FR	S	A	W/L	SCORE	
09/08	Vikings												ON INACTIVE LIST											L	6-28				
09/15	at Commanders												ON INACTIVE LIST											L	18-21				
09/22	at Browns												ON INACTIVE LIST											W	21-15				
09/26	Cowboys												ON INACTIVE LIST											L	15-20				
10/06	at Seahawks												ON INACTIVE LIST											W	29-20				
10/13	Bengals	P	1	0	1	0.0	0.0	0	0	0	0	0	0	0	1	0	0	0	0	0	0	0	0	0	0	0	L	7-17	
10/20	Eagles												ON INACTIVE LIST											L	3-28				
10/28	at Steelers												PRACTICE SQUAD											L	18-26				
11/03	Commanders												PRACTICE SQUAD											L	22-27				
11/10	at Panthers												PRACTICE SQUAD											L	17-20+				
11/24	Buccaneers												PRACTICE SQUAD											L	7-30				
11/28	at Cowboys												PRACTICE SQUAD											L	20-27				
12/08	Saints												PRACTICE SQUAD											L	11-14				
12/15	Ravens												PRACTICE SQUAD											L	14-35				
12/22	at Falcons	P	3	1	2	0.0	0.0	1	1	0	0	0	0	0	0	0	0	0	0	0	0	0	0	0	0	0	L	7-34	
12/29	Colts	P	3	0	3	0.0	0.0	0	0	0	0	0	0	0	0	0	0	0	0	0	0	0	0	0	0	0	W	45-33	
01/05	at Eagles	P	2	0	2	0.0	0.0	0	0	1	0	0	0	0	0	0	0	0	0	0	0	0	0	0	0	0	L	13-20	
2024 TOTALS		4-0	9	1	8	0.0	0.0	1	1	1	0	0	0	0	1	0	0	0	0	0	0	0	0	0	0	0	0	3-14	
+ - Overtime																													

2023 GAME-BY-GAME REGULAR-SEASON STATISTICS (GIANTS)

			TACKLES							INTERCEPTIONS					O. FUMB			ST			MISC							
DATE	OPPONENT	P/S	TK	S	A	SK	YDS	TFL	YDS	QBH	NO	YDS	LG	TD	PD	FF	FR	TD	YDS	TK	S	A	FF	FR	S	A	W/L	SCORE
09/10	Cowboys	P	1	1	0	0.0	0.0	0	0	0	0	0	0	0	0	0	0	0	0	0	0	0	0	0	0	0	L	0-40
09/17	at Cardinals	P	1	1	0	0.0	0.0	0	0	0	0	0	0	0	0	0	0	0	0	0	0	0	0	0	0	0	W	31-28
09/21	at 49ers	P	0	0	0	0.0	0.0	0	0	0	0	0	0	0	0	0	0	0	0	0	0	0	0	0	0	0	L	12-30
10/02	Seahawks	P	0	0	0	0.0	0.0	0	0	0	0	0	0	0	0	0	0	0	0	0	0	0	0	0	0	0	L	3-24
10/08	at Dolphins	P	0	0	0	0.0	0.0	0	0	0	0	0	0	0	0	0	0	0	0	0	0	0	0	0	0	0	L	16-31
10/15	at Bills	P	1	0	1	0.0	0.0	0	0	0	0	0	0	0	0	0	0	0	0	0	0	0	0	0	0	0	L	9-14
10/22	Commanders	P	0	0	0	0.0	0.0	0	0	0	0	0	0	0	0	0	0	0	0	0	0	0	0	0	0	0	W	14-7
10/29	Jets	P	2	1	1	0.0	0.0	0	0	0	0	0	0	0	0	0	0	0	0	0	0	0	0	0	0	0	L	10-13+
11/05	at Raiders	P	1	0	1	0.0	0.0	0	0	0	0	0	0	0	0	0	0	0	0	0	0	0	0	0	0	0	L	6-30
11/12	at Cowboys	P	3	1	2	0.0	0.0	0	0	0	0	0	0	0	0	0	0	0	0	0	0	0	0	0	0	0	L	17-49
11/19	at Commanders	P	0	0	0	0.0	0.0	0	0	0	0	0	0	0	0	0	0	0	0	0	0	0	0	0	0	0	W	31-19
11/26	Patriots		ON INACTIVE LIST																								W	10-7
12/11	Packers		ON INACTIVE LIST																								W	24-22
12/17	at Saints		ON INACTIVE LIST																								L	6-24
12/25	at Eagles		ON INACTIVE LIST																								L	25-33
12/31	Rams	P	1	0	1	0.0	0.0	0	0	0	0	0	0	0	0	0	0	0	0	0	0	0	0	0	0	L	25-26	
01/07	Eagles	P	1	1	0	0.0	0.0	0	0	0	0	0	0	0	0	0	0	0	0	0	0	0	0	0	0	0	W	27-10
2023 TOTALS		13-0	11	5	6	0.0	0.0	0	0	0	0	0	0	0	0	0	0	0	0	0	0	0	0	0	0	0	6-11	
+ - Overtime																												

DATE	OPPONENT	P/S	TACKLES								INTERCEPTIONS				O. FUMB			ST			MISC			SCORE			
			TK	S	A	SK	YDS	TFL	YDS	QBH	NO	YDS	LG	TD	PD	FF	FR	TD	YDS	TK	S	A	FF		FR	S	A
09/08	at Rams	P	2	2	0	1.0	0.0	0	0	2	1	21	21	0	1	0	0	0	0	0	0	0	0	0	0	W	31-10
09/19	Titans	P	1	0	1	0.0	0.0	0	0	0	0	0	0	0	0	1	0	1	0	0	0	0	0	0	0	W	41-7
09/25	at Dolphins	P	0	0	0	0.0	0.0	0	0	0	0	0	0	1	0	0	0	0	0	0	0	0	0	0	0	L	19-21
10/02	at Ravens	P	1	0	1	0.0	0.0	0	0	0	0	0	0	0	0	0	0	0	0	0	0	0	0	0	0	W	23-20
10/09	Steelers	P	0	0	0	0.0	0.0	0	0	0	0	0	0	0	0	0	0	0	0	0	0	0	0	0	0	W	38-3
10/16	at Chiefs	P	0	0	0	0.0	0.0	0	0	1	0	0	0	0	0	0	0	0	0	0	0	0	0	0	0	W	24-20
10/30	Packers	P	3	2	1	0.0	0.0	0	0	0	0	0	0	0	0	0	0	0	0	0	0	0	0	0	0	W	27-17
11/06	at Jets	P	1	0	1	0.0	0.0	0	0	0	0	0	0	0	0	0	0	0	0	0	0	0	0	0	0	L	17-20
11/13	Vikings	P	2	2	0	1.0	3.0	1	3	1	0	0	0	0	0	0	0	0	0	0	0	0	0	0	0	L	30-33+
11/20	Browns	P	2	1	1	0.0	0.0	0	0	0	0	0	0	0	0	0	0	0	0	0	0	0	0	0	0	W	31-23
11/24	at Lions	P	0	0	0	0.0	0.0	0	0	0	0	0	0	0	0	0	0	0	0	0	0	0	0	0	0	W	28-25
12/01	at Patriots	P	1	0	1	0.0	0.0	0	0	1	0	0	0	0	0	0	0	0	0	0	0	0	0	0	0	W	24-10
12/11	Jets	P	4	1	3	0.0	0.0	0	0	0	0	0	0	0	0	0	0	0	0	0	0	0	0	0	0	W	20-12
12/17	Dolphins	P	1	0	1	0.0	0.0	0	0	0	0	0	0	0	0	0	0	0	0	0	0	0	0	0	0	W	32-29
12/24	at Bears										INACTIVE															W	35-13
01/08	Patriots	P	1	1	0	0.0	0.0	0	0	0	0	0	0	0	0	0	0	0	0	0	0	0	0	0	0	W	35-23
2022 TOTALS		15-0	19	9	10	2.0	3.0	1	3	5	1	21	21	0	2	0	1	0	1	0	0	0	0	0	0	13-3	

+ - Overtime

[illegible]

2021 TOTA

[illegible][illegible]

+ - Overtime



JONATHON
BROOKS

RUNNING BACK

24

Hometown: Hallettsville, Texas

College: Texas

Acquired: D2:24

HT6'0"

WT207

AGE22

2

2

PANTHERS

CAREER HIGHLIGHTS

- Appeared in three games with one start...Rushed nine times for 22 yards...Also caught three passes for 23 yards.
- Was the first running back selected in the 2024 NFL Draft.

YEAR-BY-YEAR

- 2024: Played in three games (one start) for the Panthers after missing the first 10 weeks of the season due to injury suffered in college...Made season debut in vs. Kansas City (11/24), rushing two times for seven yards...In Week 13 vs. the Buccaneers (12/1), recorded six carries for 18 yards, and caught three receptions for 23 yards...Placed on injured reserve (12/10) following a season-ending knee injury.

PANTHERS

TRANSACTIONS

- Drafted by the Carolina Panthers in the second round (46th overall) of the 2024 NFL Draft (4/26/24).

PANTHERS

COLLEGE

- Appeared in 22 career games with eight starts during his three seasons at Texas (2021-23)...Registered 238 career carries for 1,479 yards and 16 touchdowns...Averaged 6.2 yards per carry in his career...In 2023, was a Doak Walker Award semifinalist and named to the Second-Team All-Big 12 after recording 1,139 rushing yards on 187 carries (6.1 ypc) and 10 touchdowns...Hauled in 25 passes for 286 yards and one touchdown...His 1,139 rushing yards on the year ranks as the 14th-most in a season in program history...Prior to sustaining a season-ending ACL injury, through the first 10 games of the season he ranked sixth in the nation in rushing yards (1,139), seventh in rushing yards per game (113.9 ypg) and sixth in all-purpose yards per game (142.5 ypg)...As a redshirt freshman in 2022, played in seven games while tallying 197 rushing yards on 30 carries (6.6 ypc) and five touchdowns...Caught two passes for 37 yards and a touchdown...Played in four games as a freshman in 2021, and carried the ball 21 times for 143 yards (6.8 ypc) and one touchdown...A native of Hallettsville, Texas...Attended Hallettsville High School.

JONATHAN BROOKS' NFL REGULAR SEASON RUSHING/RECEIVING STATISTICS

DATE	TEAM	GP	GS	RUSHING					RECEIVING				
				NO.	YDS.	AVG.	LG	TD	NO.	YDS.	AVG.	LG	TD
2024	Panthers	3	1	9	22	2.4	9	0	3	23	7.7	18	0
NFL TOTALS		3	1	9	22	2.4	9	0	3	23	7.7	18	0

JONATHAN BROOKS' NFL REGULAR SEASON RETURN STATISTICS

		KICKOFF RETURNS					PUNT RETURNS					
DATE	TEAM	RET.	YDS.	AVG.	LG	TD	NO.	FC	YDS.	AVG.	LG	TD
2024	Panthers	0	0	0.0	0	0	0	0	0	0.0	0	0
NFL TOTALS		0	0	0.0	0	0	0	0	0	0.0	0	0

SINGLE-GAME HIGHS: RUSHING/RECEIVING

Rush Attempts

18 vs. Tampa Bay Buccaneers, Dec 01, 2024

Rushing Yards

9 vs. Tampa Bay Buccaneers, Dec 01, 2024

Longest Runs

23 vs. Tampa Bay Buccaneers, Dec 01, 2024

Receptions

3 vs. Tampa Bay Buccaneers, Dec 01, 2024

Receiving Yards

23 vs. Tampa Bay Buccaneers, Dec 01, 2024

Receiving Average

7.7 vs. Tampa Bay Buccaneers, Dec 01, 2024

Longest Receptions

18 vs. Tampa Bay Buccaneers, Dec 01, 2024

All-Purpose Yards

41 vs. Tampa Bay Buccaneers, Dec 01, 2024

Scrimmage Yards

41 vs. Tampa Bay Buccaneers, Dec 01, 2024

2024 GAME-BY-GAME REGULAR-SEASON STATISTICS (PANTHERS)

DATE	OPPONENT	P/S	RUSHING					RECEIVING					W/L	SCORE
			NO.	YDS.	AVG.	LG	TD	NO.	YDS.	AVG.	LG	TD		
09/08	at Saints					RESERVE/NON-FOOTBALL INJURY							L	10-47
09/15	Chargers					RESERVE/NON-FOOTBALL INJURY							L	3-26
09/22	at Raiders					RESERVE/NON-FOOTBALL INJURY							W	36-22
09/29	Bengals					RESERVE/NON-FOOTBALL INJURY							L	24-34
10/06	at Bears					RESERVE/NON-FOOTBALL INJURY							L	10-36
10/13	Falcons					RESERVE/NON-FOOTBALL INJURY							L	20-38
10/20	at Commanders					INJURED RESERVE - DESIGNATED FOR RETURN							L	7-40
10/27	at Broncos					INJURED RESERVE - DESIGNATED FOR RETURN							L	14-28
11/03	Saints					INJURED RESERVE - DESIGNATED FOR RETURN							W	23-22
11/10	Giants					ON INACTIVE LIST							W	20-17+
11/24	Chiefs	P	2	7	3.5	4	0	0	0	0.0	0	0	L	27-30
12/01	Buccaneers	P	6	18	3.0	9	0	3	23	7.7	18	0	L	23-26+
12/08	at Eagles	S	1	-3	-3.0	-3	0	0	0	0.0	0	0	L	16-22
12/15	Cowboys					INJURED RESERVE							L	14-30
12/22	Cardinals					INJURED RESERVE							W	36-30+
12/29	at Buccaneers					INJURED RESERVE							L	14-48
01/05	at Falcons					INJURED RESERVE							W	44-38+
2024 TOTALS		3-1	9	22	2.4	9	0	3	23	7.7	18	0	5-12	
+ - Overtime														



DERRICK
BROWN

DEFENSIVE END

95

Awards:

Q 2023

HT 6'5"

WT 320

AGE 27

 5

 5

Hometown: Buford, Ga.

College: Auburn

Acquired: D1-20

PANTHERS

CAREER HIGHLIGHTS

- In 67 career games (64 starts), has recorded 248 tackles (136 solo) with 8.0 sacks, 48 quarterback hits, 28 tackles for loss, 21 passes defended and two interceptions.
- In 2023, set an NFL record for most tackles by a defensive lineman in a season with 103, according to Stats Pass.
- Ranked third among all rookies in 2020 with eight tackles for loss and led all rookie defensive tackles with 20 solo tackles.
- Played 70 % of the defensive snaps as a rookie, the most by a rookie defensive tackle since at least 2004.
- Has the fifth-most tackles by a defensive lineman in Panthers history (248).
- Was named to the PFWA All-Rookie Team in 2020 and the 2023 Pro Bowl.

YEAR-BY-YEAR

- **2024:** Started in Carolinas opener against New Orleans (9/8), totaling three tackles (one solo)...Missed rest of the season after being placed on injured reserve.
- **2023:** Started all 17 games for Carolina on the defensive line...Set an NFL record for most tackles by a defensive lineman in a season with 103, according to Stats Pass...Also recorded career highs in tackles (103) and quarterback hits (15)...Tallied seven tackles for loss, six passes defended, one interception, and 1.0 sack...Against New Orleans in Week 14, tied a season-high with 10 tackles (five solo), one interception, one pass defended, and one quarterback hit...In Week 10 against Chicago, posted a season-high 10 tackles (second-most in a game in career).
- **2022:** Started in all 17 games for the Panthers...Ranked fifth on the team and tied for 8th league-wide among defensive linemen with 67 combined tackles...Tied for second league-wide among defensive linemen with seven passes defended...In just nine games, matched (then) career-high for tackles in a season after posting 41 tackles a season prior...In Week 8 against the Falcons, recorded a career-high 12 tackles and racked up half a sack...In Week 3 against the New Orleans Saints, recorded first career interception and first by a Panthers defensive lineman since Efe Obada in Week 3 of the 2018 season.
- **2021:** Played in all but one game (14 starts) for Carolina...Finished the season with 41 total tackles, including eight tackles for loss...Added a career-high 3.0 sacks.
- **2020:** Played in all 16 games with 15 starts in his rookie season for the Panthers...Made 34 total tackles, including eight tackles for loss, which ranked third among all NFL rookies...Tallied 2.0 sacks and four pass defended.

PANTHERS

TRANSACTIONS

- Selected by the Carolina Panthers in the first round (7th overall) of the 2020 NFL Draft (4/23/20)...Re-signed with the Carolina (4/5/24).

PANTHERS

COLLEGE

A three-year starter and team captain at Auburn who notched 170 tackles, 13.0 sacks and 33.5 tackles for loss...As a senior (2019), earned unanimous consensus All-America honors, and was an Outland, Nagurski and Bednarik Award finalist...Earned an invitation to the Reese's Senior Bowl...As a junior (2018), received Second-Team All-SEC honors after he recorded 48 tackles, 10.5 tackles for loss and 4.5 sacks...A two-time SEC Student-Athlete Leadership Council, he was named SEC Academic Honor Roll, SEC First-Year Academic Honor Roll, and Academic Top Tiger, he graduated from the College of Business.

DERRICK BROWN'S NFL REGULAR SEASON DEFENSIVE STATISTICS

DATE	TEAM	GP	GS	TACKLES								INTERCEPTIONS						O. FUMB				ST				MISC	
				A	TFL	YDS	SK	YDS	QBH	NO	YDS	LG	TD	PD	FF	FR	TD	YDS	TK	S	A	FF	FR	S	A		
2020	Panthers	16	15	34	21	13	8	41	2.0	15.0	12	0	0	0	0	4	0	0	0	0	0	0	0	0	0	0	0
2021	Panthers	16	14	41	27	14	8	35	3.0	28.0	9	0	0	0	0	4	0	0	0	0	0	0	0	0	0	0	0
2022	Panthers	17	17	67	30	37	5	5	1.0	2.5	12	1	0	0	0	7	0	0	0	0	0	0	0	0	0	0	0
2023	Panthers	17	17	103	57	46	7	33	2.0	22.0	15	1	2	2	0	6	0	0	0	0	0	0	0	0	0	0	0
2024	Panthers	1	1	3	1	2	0	0	0.0	0.0	0	0	0	0	0	0	0	0	0	0	0	0	0	0	0	0	0
NFL TOTALS		67	64	248	136	112	28	114	8.0	67.5	48	2	2	2	0	21	0	0	0	0	0	0	0	0	0	0	0

SINGLE-GAME HIGHS: DEFENSIVE

Total Tackles 12 at Atlanta Falcons, Oct 30, 2022
Solo Tackles 9 at Chicago Bears, Nov 09, 2023
Sacks 2.0 at Green Bay Packers, Dec 19, 2020
Passes Defensed 2 vs. San Francisco 49ers, Oct 09, 2022
...3 more at 2.

Tackles For Loss 3 at Los Angeles Chargers, Sep 27, 2020
Interceptions 1 at New Orleans Saints, Dec 10, 2023
...1 more at 1.
Interception Return Yards 2 at New Orleans Saints, Dec 10, 2023

2024 GAME-BY-GAME REGULAR-SEASON STATISTICS (PANTHERS)

TACKLES										INTERCEPTIONS				O. FUMB				ST			MISC								
DATE	OPPONENT	P/S	TK	S	A	SK	YDS	TFL	YDS	QBH	NO	YDS	LG	TD	PD	FF	FR	TD	YDS	TK	S	A	FF	FR	S	A	W/L	SCORE	
09/08	at Saints	S	3	1	2	0.0	0.0	0	0	0	0	0	0	0	0	0	0	0	0	0	0	0	0	0	0	0	L	10-47	
09/15	Chargers										INJURED RESERVE																	L	3-26
09/22	at Raiders										INJURED RESERVE																	W	36-22
09/29	Bengals										INJURED RESERVE																	L	24-34
10/06	at Bears										INJURED RESERVE																	L	10-36
10/13	Falcons										INJURED RESERVE																	L	20-38
10/20	at Commanders										INJURED RESERVE																	L	7-40
10/27	at Broncos										INJURED RESERVE																	L	14-28
11/03	Saints										INJURED RESERVE																	W	23-22
11/10	Giants										INJURED RESERVE																	W	20-17+
11/24	Chiefs										INJURED RESERVE																	L	27-30
12/01	Buccaneers										INJURED RESERVE																	L	23-26+
12/08	at Eagles										INJURED RESERVE																	L	16-22
12/15	Cowboys										INJURED RESERVE																	L	14-30
12/22	Cardinals										INJURED RESERVE																	W	36-30+
12/29	at Buccaneers										INJURED RESERVE																	L	14-48
01/05	at Falcons										INJURED RESERVE																	W	44-38+
2024 TOTALS		1-1	3	1	2	0.0	0.0	0	0	0	0	0	0	0	0	0	0	0	0	0	0	0	0	0	0	0	5-12		
+ - Overtime																													

2023 GAME-BY-GAME REGULAR-SEASON STATISTICS (PANTHERS)

DATE	OPPONENT	P/S	TACKLES								INTERCEPTIONS				O. FUMB				ST				MISC				W/L	SCORE
			TK	S	A	SK	YDS	TFL	YDS	QBH	NO	YDS	LG	TD	PD	FF	FR	TD	YDS	TK	S	A	FF	FR	S	A		
09/10	at Falcons	S	8	8	0	1.0	13.0	2	13	1	0	0	0	0	0	0	0	0	0	0	0	0	0	0	0	0	L	10-24
09/18	Saints	S	7	4	3	0.0	0.0	0	0	0	0	0	0	0	0	0	0	0	0	0	0	0	0	0	0	0	L	17-20
09/24	at Seahawks	S	5	3	2	0.0	0.0	0	0	2	0	0	0	0	0	0	0	0	0	0	0	0	0	0	0	0	L	27-37
10/01	Vikings	S	3	0	3	0.0	0.0	0	0	0	0	0	0	0	0	0	0	0	0	0	0	0	0	0	0	0	L	13-21
10/08	at Lions	S	6	2	4	0.0	0.0	0	0	2	0	0	0	0	0	0	0	0	0	0	0	0	0	0	0	0	L	24-42
10/15	at Dolphins	S	1	0	1	0.0	0.0	0	0	0	0	0	0	0	0	0	0	0	0	0	0	0	0	0	0	0	L	21-42
10/29	Texans	S	5	2	3	0.0	0.0	0	0	0	0	0	0	0	1	0	0	0	0	0	0	0	0	0	0	0	W	15-13
11/05	Colts	S	4	2	2	0.0	0.0	0	0	1	0	0	0	0	1	0	0	0	0	0	0	0	0	0	0	0	L	13-27
11/09	at Bears	S	10	9	1	0.0	0.0	2	1	2	0	0	0	0	0	0	0	0	0	0	0	0	0	0	0	0	L	13-16
11/19	Cowboys	S	6	4	2	0.0	0.0	1	6	1	0	0	0	0	0	0	0	0	0	0	0	0	0	0	0	0	L	10-33
11/26	at Titans	S	5	2	3	0.0	0.0	1	4	0	0	0	0	0	1	0	0	0	0	0	0	0	0	0	0	0	L	10-17
12/03	at Buccaneers	S	4	1	3	0.0	0.0	0	0	2	0	0	0	0	0	0	0	0	0	0	0	0	0	0	0	0	L	18-21
12/10	at Saints	S	10	5	5	0.0	0.0	0	0	1	1	2	2	0	1	0	0	0	0	0	0	0	0	0	0	0	L	6-28
12/17	Falcons	S	5	2	3	0.0	0.0	0	0	1	0	0	0	0	0	0	0	0	0	0	0	0	0	0	0	0	W	9-7
12/24	Packers	S	9	4	5	0.0	0.0	0	0	0	0	0	0	0	0	0	0	0	0	0	0	0	0	0	0	0	L	30-33
12/31	at Jaguars	S	8	3	5	0.0	0.0	0	0	0	0	0	0	0	1	0	0	0	0	0	0	0	0	0	0	0	L	0-26
01/07	Buccaneers	S	7	6	1	1.0	9.0	1	9	2	0	0	0	0	1	0	0	0	0	0	0	0	0	0	0	0	L	0-9
2023 TOTALS			17-17	103	57	4.6	20	22.0	7	33	15	1	2	2	0	6	0	0	0	0	0	0	0	0	0	0	2-15	

2022 GAME-BY-GAME REGULAR-SEASON STATISTICS (PANTHERS)

			TACKLES								INTERCEPTIONS					O. FUMB			ST			MISC							
DATE	OPPONENT	P/S	TK	S	A	SK	YDS	TFL	YDS	QBH	NO	YDS	LG	TD	PD	FF	FR	TD	YDS	TK	S	A	FF	FR	S	A	W/L	SCORE	
09/11	Browns	S	5	1	4	0.0	0.0	0	0	0	0	0	0	0	0	0	0	0	0	0	0	0	0	0	0	0	L	24-26	
09/18	at Giants	S	4	1	3	0.0	0.0	0	0	1	0	0	0	0	1	0	0	0	0	0	0	0	0	0	0	0	L	16-19	
09/25	Saints	S	2	2	0	0.0	0.0	0	0	0	1	0	0	0	2	0	0	0	0	0	0	0	0	0	0	0	W	22-14	
10/02	Cardinals	S	1	1	0	0.0	0.0	0	0	0	0	0	0	0	1	0	0	0	0	0	0	0	0	0	0	0	L	16-26	
10/09	49ers	S	5	3	2	0.0	0.0	1	0	0	0	0	0	0	2	0	0	0	0	0	0	0	0	0	0	0	L	15-37	
10/16	at Rams	S	7	3	4	0.5	2.0	0	0	2	0	0	0	0	0	0	0	0	0	0	0	0	0	0	0	0	L	10-24	
10/23	Buccaneers	S	4	3	1	0.0	0.0	0	0	1	0	0	0	0	0	0	0	0	0	0	0	0	0	0	0	0	W	21-3	
10/30	at Falcons	S	12	5	7	0.5	0.5	1	1	1	0	0	0	0	0	0	0	0	0	0	0	0	0	0	0	0	L	34-37+	
11/06	at Bengals	S	2	0	2	0.0	0.0	0	0	0	0	0	0	0	0	0	0	0	0	0	0	0	0	0	0	0	L	21-42	
11/10	Falcons	S	6	2	4	0.0	0.0	2	3	0	0	0	0	0	0	0	0	0	0	0	0	0	0	0	0	0	W	25-15	
11/20	at Ravens	S	1	1	0	0.0	0.0	1	1	0	0	0	0	0	0	0	0	0	0	0	0	0	0	0	0	0	L	3-13	
11/27	Broncos	S	1	1	0	0.0	0.0	0	0	1	0	0	0	0	0	0	0	0	0	0	0	0	0	0	0	0	W	23-10	
12/11	at Seahawks	S	1	1	0	0.0	0.0	0	0	0	0	0	0	0	0	0	0	0	0	0	0	0	0	0	0	0	W	30-24	
12/18	Steelers	S	5	2	3	0.0	0.0	0	0	1	0	0	0	0	0	0	0	0	0	0	0	0	0	0	0	0	L	16-24	
12/24	Lions	S	1	0	1	0.0	0.0	0	0	1	0	0	0	0	1	0	0	0	0	0	0	0	0	0	0	0	W	37-23	
01/01	at Buccaneers	S	3	2	1	0.0	0.0	0	0	2	0	0	0	0	0	0	0	0	0	0	0	0	0	0	0	0	L	24-30	
01/08	at Saints	S	7	2	5	0.0	0.0	0	0	2	0	0	0	0	0	0	0	0	0	0	0	0	0	0	0	0	W	10-7	
2022 TOTALS		17-17	67	30	37	1.0	2.5	5	5	12	1	0	0	0	7	0	0	0	0	0	0	0	0	0	0	0	7-10		
+ - Overtime																													

2021 GAME-BY-GAME REGULAR-SEASON STATISTICS (PANTHERS)

			TACKLES								INTERCEPTIONS				O. FUMB				ST				MISC						
DATE	OPPONENT	P/S	TK	S	A	SK	YDS	TFL	YDS	QBH	NO	YDS	LG	TD	PD	FF	FR	TD	YDS	TK	S	A	FF	FR	S	A	W/L	SCORE	
09/12	Jets	S	4	2	2	1.0	10.0	1	10	1	0	0	0	0	0	0	0	0	0	0	0	0	0	0	0	0	W	19-14	
09/19	Saints	S	1	1	0	0.0	0.0	0	0	0	0	0	0	0	0	0	0	0	0	0	0	0	0	0	0	W	26-7		
09/23	at Texans	S	2	2	0	0.0	0.0	1	1	0	0	0	0	0	0	0	0	0	0	0	0	0	0	0	0	0	W	24-9	
10/03	at Cowboys	S	1	1	0	0.0	0.0	0	0	0	0	0	0	0	0	0	0	0	0	0	0	0	0	0	0	0	L	28-36	
10/10	Eagles	S	3	1	2	0.0	0.0	0	0	0	0	0	0	0	1	0	0	0	0	0	0	0	0	0	0	0	L	18-21	
10/17	Vikings	S	2	1	1	0.0	0.0	0	0	1	0	0	0	0	0	0	0	0	0	0	0	0	0	0	0	0	L	28-34+	
10/24	at Giants	S	6	4	2	1.0	10.0	2	10	1	0	0	0	0	0	0	0	0	0	0	0	0	0	0	0	0	L	3-25	
10/31	at Falcons	S	3	3	0	0.0	0.0	0	0	1	0	0	0	0	1	0	0	0	0	0	0	0	0	0	0	0	W	19-13	
11/07	Patriots	S	3	1	2	0.0	0.0	0	0	0	0	0	0	0	1	0	0	0	0	0	0	0	0	0	0	0	L	6-24	
11/14	at Cardinals	S	2	1	1	0.0	0.0	0	0	1	0	0	0	0	0	0	0	0	0	0	0	0	0	0	0	0	W	34-10	
11/21	Football Team	S	2	1	1	0.0	0.0	0	0	0	0	0	0	0	0	0	0	0	0	0	0	0	0	0	0	0	L	21-27	
11/28	at Dolphins	P	2	1	1	0.0	0.0	0	0	0	0	0	0	0	0	0	0	0	0	0	0	0	0	0	0	0	L	10-33	
12/12	Falcons	S	5	4	1	0.0	0.0	2	3	2	0	0	0	0	0	0	0	0	0	0	0	0	0	0	0	0	L	21-29	
12/19	at Bills		RESERVE/COVID-19																								L	14-31	
12/26	Buccaneers	P	1	0	1	0.0	0.0	0	0	0	0	0	0	0	0	0	0	0	0	0	0	0	0	0	0	0	L	6-32	
01/02	at Saints	S	3	3	0	1.0	8.0	2	11	1	0	0	0	0	0	0	0	0	0	0	0	0	0	0	0	0	L	10-18	
01/09	at Buccaneers	S	1	1	0	0.0	0.0	0	0	1	0	0	0	0	0	0	0	0	0	0	0	0	0	0	0	0	L	17-41	
2021 TOTALS			16-14	41	27	14	3.0	28.0	8	35	9	0	0	0	0	4	0	0	0	0	0	0	0	0	0	0	0	5-12	
+ - Overtime																													

2020 GAME-BY-GAME REGULAR-SEASON STATISTICS (PANTHERS)

DATE	OPPONENT	P/S	TACKLES								INTERCEPTIONS				O. FUMB			ST			MISC		SCORE				
			TK	S	A	SK	YDS	TFL	YDS	QBH	NO	YDS	LG	TD	PD	FF	FR	TD	YDS	TK	S	A		FF	FR	S	A
09/13	Raiders	S	2	1	1	0.0	0.0	1	1	0	0	0	0	0	0	0	0	0	0	0	0	0	0	0	0	L	30-34
09/20	at Buccaneers	S	1	1	0	0.0	0.0	0	0	0	0	0	0	0	0	0	0	0	0	0	0	0	0	0	0	L	17-31
09/27	at Chargers	S	5	4	1	0.0	0.0	3	19	0	0	0	0	0	0	0	0	0	0	0	0	0	0	0	0	W	21-16
10/04	Cardinals	S	2	2	0	0.0	0.0	1	3	0	0	0	0	0	0	0	0	0	0	0	0	0	0	0	0	W	31-21
10/11	at Falcons	S	0	0	0	0.0	0.0	0	0	0	0	0	0	0	0	0	0	0	0	0	0	0	0	0	0	W	23-16
10/18	Bears	S	3	2	1	0.0	0.0	1	3	1	0	0	0	0	0	0	0	0	0	0	0	0	0	0	0	L	16-23
10/25	at Saints	S	1	0	1	0.0	0.0	0	0	0	0	0	0	0	0	0	0	0	0	0	0	0	0	0	0	L	24-27
10/29	Falcons	S	4	1	3	0.0	0.0	0	0	0	0	0	0	0	0	0	0	0	0	0	0	0	0	0	0	L	17-25
11/08	at Chiefs	S	4	3	1	0.0	0.0	0	0	1	0	0	0	0	0	0	0	0	0	0	0	0	0	0	0	L	31-33
11/15	Buccaneers	S	3	1	2	0.0	0.0	0	0	1	0	0	0	0	0	0	0	0	0	0	0	0	0	0	0	L	23-46
11/22	Lions	S	0	0	0	0.0	0.0	0	0	2	0	0	0	0	0	0	0	0	0	0	0	0	0	0	0	W	20-0
11/29	at Vikings	S	2	1	1	0.0	0.0	0	0	2	0	0	0	0	0	0	0	0	0	0	0	0	0	0	0	L	27-28
12/13	Broncos	P	2	1	1	0.0	0.0	0	0	1	0	0	0	0	0	0	0	0	0	0	0	0	0	0	0	L	27-32
12/19	at Packers	S	3	3	0	2.0	15.0	2	15	2	0	0	0	0	0	0	0	0	0	0	0	0	0	0	0	L	16-24
12/27	at Football Team	S	1	1	0	0.0	0.0	0	0	1	0	0	0	0	2	0	0	0	0	0	0	0	0	0	0	W	20-13
01/03	Saints	S	1	0	1	0.0	0.0	0	0	1	0	0	0	0	0	0	0	0	0	0	0	0	0	0	0	L	7-33
2020 TOTALS			16-15	34	21	13	2.0	15.0	8	41	12	0	0	0	0	4	0	0	0	0	0	0	0	0	0	5-11	



BOBBY
BROWN III

DEFENSIVE TACKLE

97

Hometown: Arlington, Texas

College: Texas A&M

Acquired: FA-25

HT6'4"

WT328

AGE25


1


5

PANTHERS


CAREER HIGHLIGHTS


PRO CAREER


 Over 49 games, has made 30 starts...Recorded 84 total tackles (37 solo) with nine tackles for loss, 0.5 sacks, two quarterback hits and one pass defended.


 Appeared in six playoff games (three starts), including the Super Bowl LVI victory with the Los Angeles Rams...Posted nine tackles (four solo).

YEAR-BY-YEAR

 2024: Started 16 games for the Rams, notching 44 tackles (16 solo), four tackles for loss, three pressures, one quarterback hit and two hurries.

 2023: Started all 13 games played in for Los Angeles and tallied 31 tackles (16 solo)...Set career-highs in pressures (six), tackles for loss (four) and sacks (0.5). Was a starter in the Wild Card Round against the Detroit Lions.

 2022: Appeared in nine games for the Rams...Tallied eight tackles (five solo) and five pressures...Made first NFL start in Week 15 against the Packers.

 2021: Was active for 10 games during rookie season...Played 29 total snaps with one assisted tackle...Played seven snaps in the Wild Card victory against the Arizona Cardinals...Made regular season debut in Week 8 contest the Texans and played a season-high 10 defensive snaps.


PANTHERS

TRANSACTIONS

 Drafted by the Los Angeles Rams in the fourth round (No. 117 overall) of the 2021 NFL Draft (5/1/21)...Signed with the Carolina Panthers (3/12/25).


PANTHERS

COLLEGE

 During junior season at Texas A&M in 2020, played in nine games (eight starts) and was named to the All-SEC First-Team...Was a key component on the SEC's leading unit in total defense, which ranked second in the league in passing and rushing defense...Led the team and was top-eight in the SEC with 5.5 sacks on the season while ranking second among Aggies with 7.5 tackles for loss...Leading up to the 2020 season, was named to the Preseason Coaches' All-SEC First-Team and the Preseason Media All-SEC Second-Team...As a sophomore in 2019, played in all 13 games with 11 starts...During 2018 campaign as a true freshman, appeared in all 13 games and recorded 14 tackles and one tackle for loss...Was named to the All-SEC Freshman Team and was given the Defensive Top Newcomer Award at the team's annual banquet.

PANTHERS

PAW PRINTS

 While in high school, was on the wrestling team...As a junior, in the 285-pound weight class, finished second in the University Interscholastic League (UIL) 6A District 3 tournament, first in the UIL 6A Region 1 tournament and fifth at the UIL 6A State Championship...His favorite wrestlers are John Cena and Randy Orton.

BOBBY BROWN III'S NFL REGULAR SEASON DEFENSIVE STATISTICS

		TACKLES										INTERCEPTIONS					O. FUMB				ST				MISC		
DATE	TEAM	GP	GS	TK	S	A	TFL	YDS	SK	YDS	QBH	NO	YDS	LG	TD	PD	FF	FR	TD	YDS	TK	S	A	FF	FR	S	A
2021	Rams	10	0	1	0	1	0	0	0.0	0.0	0	0	0	0	0	0	0	0	0	0	0	0	0	0	0	0	0
2022	Rams	9	1	8	5	3	1	2	0.0	0.0	0	0	0	0	0	0	0	0	0	0	0	0	0	0	0	0	0
2023	Rams	13	13	31	16	15	4	8	0.5	2.5	1	0	0	0	0	0	0	0	0	0	0	0	0	0	0	0	0
2024	Rams	17	16	44	16	28	4	7	0.0	0.0	1	0	0	0	0	1	0	0	0	0	0	0	0	0	0	0	0
NFL TOTALS		49	30	84	37	47	9	17	0.5	2.5	2	0	0	0	0	1	0	0	0	0	0	0	0	0	0	0	0

BOBBY BROWN III'S NFL POSTSEASON DEFENSIVE STATISTICS

		TACKLES										INTERCEPTIONS				O. FUMB			ST			MISC					
DATE	TEAM	GP	GS	TK	S	A	TFL	YDS	SK	YDS	QBH	NO	YDS	LG	TD	PD	FF	FR	TD	YDS	TK	S	A	FF	FR	S	A
2021	Rams	3	0	0	0	0	0	0	0	0.0	0.0	0	0	0	0	0	0	0	0	0	0	0	0	0	0	0	0
2023	Rams	1	1	4	2	2	0	0	0	0.0	0.0	0	0	0	0	0	0	0	0	0	0	0	0	0	0	0	0
2024	Rams	2	2	5	2	3	0	0	0	0.0	0.0	0	0	0	0	0	0	0	0	0	0	0	0	0	0	0	0
NFL TOTALS		6	3	9	4	5	0	0	0	0.0	0.0	0	0	0	0	0	0	0	0	0	0	0	0	0	0	0	0

SINGLE-GAME HIGHS: DEFENSIVE

Total Tackles 6 at Indianapolis Colts, Oct 01, 2023
Solo Tackles 3 at Baltimore Ravens, Dec 10, 2023
...1 more at 3.

Sacks 0.5 vs. Seattle Seahawks, Nov 19, 2023

Passes Defensed 1 vs. Arizona Cardinals, Dec 28, 2024
Tackles For Loss 2 vs. Miami Dolphins, Nov 11, 2024

SINGLE-GAME HIGHS - POSTSEASON: DEFENSIVE

Total Tackles 4 at Philadelphia Eagles, Jan 19, 2025
4 at Detroit Lions, Jan 14, 2024
1 vs. Minnesota Vikings, Jan 13, 2025

Solo Tackles 2 at Philadelphia Eagles, Jan 19, 2025
2 at Detroit Lions, Jan 14, 2024

2024 GAME-BY-GAME REGULAR-SEASON STATISTICS (RAMS)

TACKLES													INTERCEPTIONS				O. FUMB				ST			MISC					
DATE	OPPONENT	P/S	TK	S	A	SK	YDS	TFL	YDS	QBH	NO	YDS	LG	TD	PD	FF	FR	TD	YDS	TK	S	A	FF	FR	S	A	W/L	SCORE	
09/08	at Lions	S	3	1	2	0.0	0.0	0	0	0	0	0	0	0	0	0	0	0	0	0	0	0	0	0	0	0	L	20-26+	
09/15	at Cardinals	S	3	2	1	0.0	0.0	0	0	0	0	0	0	0	0	0	0	0	0	0	0	0	0	0	0	0	L	10-41	
09/22	49ers	P	4	0	4	0.0	0.0	0	0	1	0	0	0	0	0	0	0	0	0	0	0	0	0	0	0	0	W	27-24	
09/29	at Bears	S	3	0	3	0.0	0.0	0	0	0	0	0	0	0	0	0	0	0	0	0	0	0	0	0	0	0	L	18-24	
10/06	Packers	S	1	0	1	0.0	0.0	0	0	0	0	0	0	0	0	0	0	0	0	0	0	0	0	0	0	0	L	19-24	
10/20	Raiders	S	3	1	2	0.0	0.0	1	1	0	0	0	0	0	0	0	0	0	0	0	0	0	0	0	0	0	W	20-15	
10/24	Vikings	S	4	0	4	0.0	0.0	0	0	0	0	0	0	0	0	0	0	0	0	0	0	0	0	0	0	0	W	30-20	
11/03	at Seahawks	S	4	1	3	0.0	0.0	0	0	0	0	0	0	0	0	0	0	0	0	0	0	0	0	0	0	0	W	26-20+	
11/11	Dolphins	S	3	2	1	0.0	0.0	2	4	0	0	0	0	0	0	0	0	0	0	0	0	0	0	0	0	0	L	15-23	
11/17	at Patriots	S	2	1	1	0.0	0.0	0	0	0	0	0	0	0	0	0	0	0	0	0	0	0	0	0	0	0	W	28-22	
11/24	Eagles	S	2	1	1	0.0	0.0	0	0	0	0	0	0	0	0	0	0	0	0	0	0	0	0	0	0	0	L	20-37	
12/01	at Saints	S	3	2	1	0.0	0.0	0	0	0	0	0	0	0	0	0	0	0	0	0	0	0	0	0	0	0	W	21-14	
12/08	Bills	S	1	1	0	0.0	0.0	0	0	0	0	0	0	0	0	0	0	0	0	0	0	0	0	0	0	0	W	44-42	
12/12	at 49ers	S	3	0	3	0.0	0.0	0	0	0	0	0	0	0	0	0	0	0	0	0	0	0	0	0	0	0	W	12-6	
12/22	at Jets	S	1	1	0	0.0	0.0	0	0	0	0	0	0	0	0	0	0	0	0	0	0	0	0	0	0	0	W	19-9	
12/28	Cardinals	S	1	1	0	0.0	0.0	0	0	0	0	0	0	0	1	0	0	0	0	0	0	0	0	0	0	0	W	13-9	
01/05	Seahawks	S	3	2	1	0.0	0.0	1	2	0	0	0	0	0	0	0	0	0	0	0	0	0	0	0	0	0	L	25-30	
2024 TOTALS		17-16	44	16	28	0.0	0.0	4	7	1	0	0	0	0	1	0	0	0	0	0	0	0	0	0	0	0	10-7		
+ - Overtime																													

2023 GAME-BY-GAME REGULAR-SEASON STATISTICS (RAMS)

TACKLES											INTERCEPTIONS				O. FUMB				ST			MISC						
DATE	OPPONENT	P/S	TK	S	A	SK	YDS	TFL	YDS	QBH	NO	YDS	LG	TD	PD	FF	FR	TD	YDS	TK	S	A	FF	FR	S	A	W/L	SCORE
09/10	at Seahawks	S	1	0	1	0.0	0.0	0	0	0	0	0	0	0	0	0	0	0	0	0	0	0	0	0	0	0	W	30-13
09/17	49ers	S	2	1	1	0.0	0.0	0	0	0	0	0	0	0	0	0	0	0	0	0	0	0	0	0	0	0	L	23-30
09/25	at Bengals	S	0	0	0	0.0	0.0	0	0	0	0	0	0	0	0	0	0	0	0	0	0	0	0	0	0	0	L	16-19
10/01	at Colts	S	6	2	4	0.0	0.0	1	0	0	0	0	0	0	0	0	0	0	0	0	0	0	0	0	0	0	W	29-23+
10/08	Eagles	S	4	3	1	0.0	0.0	0	0	0	0	0	0	0	0	0	0	0	0	0	0	0	0	0	0	0	L	14-23
10/15	Cardinals		DID NOT PLAY																				W	26-9				
10/22	Steelers		DID NOT PLAY																				L	17-24				
10/29	at Cowboys		DID NOT PLAY																				L	20-43				
11/05	at Packers		DID NOT PLAY																				L	3-20				
11/19	Seahawks	S	2	1	1	0.5	2.5	0	0	1	0	0	0	0	0	0	0	0	0	0	0	0	0	0	0	W	17-16	
11/26	at Cardinals	S	0	0	0	0.0	0.0	0	0	0	0	0	0	0	0	0	0	0	0	0	0	0	0	0	0	W	37-14	
12/03	Browns	S	3	2	1	0.0	0.0	1	6	0	0	0	0	0	0	0	0	0	0	0	0	0	0	0	0	W	36-19	
12/10	at Ravens	S	3	3	0	0.0	0.0	0	0	0	0	0	0	0	0	0	0	0	0	0	0	0	0	0	0	L	31-37+	
12/17	Commanders	S	4	2	2	0.0	0.0	1	2	0	0	0	0	0	0	0	0	0	0	0	0	0	0	0	0	W	28-20	
12/21	Saints	S	2	0	2	0.0	0.0	0	0	0	0	0	0	0	0	0	0	0	0	0	0	0	0	0	0	W	30-22	
12/31	at Giants	S	0	0	0	0.0	0.0	0	0	0	0	0	0	0	0	0	0	0	0	0	0	0	0	0	0	W	26-25	
01/07	at 49ers	S	4	2	2	0.0	0.0	1	0	0	0	0	0	0	0	0	0	0	0	0	0	0	0	0	0	W	21-20	
2023 TOTALS		13-13	31	16	15	0.5	2.5	4	8	1	0	0	0	0	0	0	0	0	0	0	0	0	0	0	0	10-7		
+ - Overtime																												

2022 GAME-BY-GAME REGULAR-SEASON STATISTICS (RAMS)

DATE	OPPONENT	P/S	TACKLES							INTERCEPTIONS					O. FUMB			ST			MISC			SCORE				
			TK	S	A	SK	YDS	TFL	YDS	QBH	NO	YDS	LG	TD	PD	FF	FR	TD	YDS	TK	S	A	FF		FR	S	A	W/L
10/30	49ers		ON INACTIVE LIST																							L	14-31	
11/06	at Buccaneers		ON INACTIVE LIST																							L	13-16	
11/13	Cardinals	P	1	0	1	0.0	0.0	0	0	0	0	0	0	0	0	0	0	0	0	0	0	0	0	0	0	L	17-27	
11/20	at Saints	P	0	0	0	0.0	0.0	0	0	0	0	0	0	0	0	0	0	0	0	0	0	0	0	0	0	L	20-27	
11/27	at Chiefs	P	1	0	1	0.0	0.0	0	0	0	0	0	0	0	0	0	0	0	0	0	0	0	0	0	0	L	10-26	
12/04	Seahawks	P	1	1	0	0.0	0.0	1	2	0	0	0	0	0	0	0	0	0	0	0	0	0	0	0	0	L	23-27	
12/08	Raiders	P	1	1	0	0.0	0.0	0	0	0	0	0	0	0	0	0	0	0	0	0	0	0	0	0	0	W	17-16	
12/19	at Packers	S	1	0	1	0.0	0.0	0	0	0	0	0	0	0	0	0	0	0	0	0	0	0	0	0	0	L	12-24	
12/25	Broncos	P	2	2	0	0.0	0.0	0	0	0	0	0	0	0	0	0	0	0	0	0	0	0	0	0	0	W	51-14	
01/01	at Chargers	P	1	1	0	0.0	0.0	0	0	0	0	0	0	0	0	0	0	0	0	0	0	0	0	0	0	L	10-31	
01/08	at Seahawks	P	0	0	0	0.0	0.0	0	0	0	0	0	0	0	0	0	0	0	0	0	0	0	0	0	0	L	16-19+	
2022 TOTALS			9-1		8 5 3 0.0 0.0 1 2 0							0 0 0 0 0 0					0 0 0 0 0			0 0 0 0 0			0 0 0 2-9					
+ - Overtime																												

2021 GAME-BY-GAME REGULAR-SEASON STATISTICS (RAMS)

			TACKLES							INTERCEPTIONS					O. FUMB			ST			MISC							
DATE	OPPONENT	P/S	TK	S	A	SK	YDS	TFL	YDS	QBH	NO	YDS	LG	TD	PD	FF	FR	TD	YDS	TK	S	A	FF	FR	S	A	W/L	SCORE
09/12	Bears		ON INACTIVE LIST																							W	34-14	
09/19	at Colts		ON INACTIVE LIST																							W	27-24	
09/26	Buccaneers		ON INACTIVE LIST																							W	34-24	
10/03	Cardinals		ON INACTIVE LIST																							L	20-37	
10/07	at Seahawks		ON INACTIVE LIST																							W	26-17	
10/17	at Giants		ON INACTIVE LIST																							W	38-11	
10/24	Lions		ON INACTIVE LIST																							W	28-19	
10/31	at Texans	P	0	0	0	0.0	0.0	0	0	0	0	0	0	0	0	0	0	0	0	0	0	0	0	0	0	0	W	38-22
11/07	Titans	P	0	0	0	0.0	0.0	0	0	0	0	0	0	0	0	0	0	0	0	0	0	0	0	0	0	0	L	16-28
11/15	at 49ers	P	0	0	0	0.0	0.0	0	0	0	0	0	0	0	0	0	0	0	0	0	0	0	0	0	0	0	L	10-31
11/28	at Packers	P	0	0	0	0.0	0.0	0	0	0	0	0	0	0	0	0	0	0	0	0	0	0	0	0	0	0	L	28-36
12/05	Jaguars	P	1	0	1	0.0	0.0	0	0	0	0	0	0	0	0	0	0	0	0	0	0	0	0	0	0	0	W	37-7
12/13	at Cardinals	P	0	0	0	0.0	0.0	0	0	0	0	0	0	0	0	0	0	0	0	0	0	0	0	0	0	0	W	30-23
12/21	Seahawks	P	0	0	0	0.0	0.0	0	0	0	0	0	0	0	0	0	0	0	0	0	0	0	0	0	0	0	W	20-10
12/26	at Vikings	P	0	0	0	0.0	0.0	0	0	0	0	0	0	0	0	0	0	0	0	0	0	0	0	0	0	0	W	30-23
01/02	at Ravens	P	0	0	0	0.0	0.0	0	0	0	0	0	0	0	0	0	0	0	0	0	0	0	0	0	0	0	W	20-19
01/09	49ers	P	0	0	0	0.0	0.0	0	0	0	0	0	0	0	0	0	0	0	0	0	0	0	0	0	0	0	L	24-27+
2021 TOTALS		10-0	1	0	1	0.0	0.0	0	0	0	0	0	0	0	0	0	0	0	0	0	0	0	0	0	0	0	12-5	
+ - Overtime																												

2024 GAME-BY-GAME POSTSEASON STATISTICS (RAMS)


			TACKLES							INTERCEPTIONS					O. FUMB				ST			MISC						
DATE	OPPONENT	P/S	TK	S	A	SK	YDS	TFL	YDS	QBH	NO	YDS	LG	TD	PD	FF	FR	TD	YDS	TK	S	A	FF	FR	S	A	W/L	SCORE
01/13	Vikings	S	1	0	1	0.0	0.0	0	0	0	0	0	0	0	0	0	0	0	0	0	0	0	0	0	0	0	W	27-9
01/19	at Eagles	S	4	2	2	0.0	0.0	0	0	0	0	0	0	0	0	0	0	0	0	0	0	0	0	0	0	0	L	22-28
2024 TOTALS		2-2	5	2	3	0.0	0.0	0	0	0	0	0	0	0	0	0	0	0	0	0	0	0	0	0	0	0	1-1	

2023 GAME-BY-GAME POSTSEASON STATISTICS (RAMS)

DATE	OPPONENT	P/S	TACKLES							INTERCEPTIONS					O. FUMB			ST			MISC			SCORE			
			TK	S	A	SK	YDS	TFL	YDS	QBH	NO	YDS	LG	TD	PD	FF	FR	TD	YDS	TK	S	A	FF		FR	S	A
01/14	at Lions	S	4	2	2	0.0	0.0	0	0	0	0	0	0	0	0	0	0	0	0	0	0	0	0	0	0	L	23-24
2023 TOTALS		1-1	4	2	2	0.0	0.0	0	0	0	0	0	0	0	0	0	0	0	0	0	0	0	0	0	0	0-1	

2021 GAME-BY-GAME POSTSEASON STATISTICS (RAMS)

			TACKLES							INTERCEPTIONS					O. FUMB			ST			MISC							
DATE	OPPONENT	P/S	TK	S	A	SK	YDS	TFL	YDS	QBH	NO	YDS	LG	TD	PD	FF	FR	TD	YDS	TK	S	A	FF	FR	S	A	W/L	SCORE
01/17	Cardinals	P	0	0	0	0.0	0.0	0	0	0	0	0	0	0	0	0	0	0	0	0	0	0	0	0	0	0	W	34-11
01/23	at Buccaneers	P	0	0	0	0.0	0.0	0	0	0	0	0	0	0	0	0	0	0	0	0	0	0	0	0	0	0	W	30-27
01/30	49ers	P	0	0	0	0.0	0.0	0	0	0	0	0	0	0	0	0	0	0	0	0	0	0	0	0	0	0	W	20-17
02/13	at Bengals		ON INACTIVE LIST																							W	23-20	
2021 TOTALS		3-0	0	0	0	0.0	0.0	0	0	0	0	0	0	0	0	0	0	0	0	0	0	0	0	0	0	0	4-0	



CLAUDIN
CHERELUS

LINEBACKER | (SHER-uh-lus)

53

Hometown: Golden Gate, Fla.


College: Alcorn State


Acquired: WV-23 NYJ

HT6'2"

WT230

AGE26

3

3

PANTHERS

CAREER HIGHLIGHTS

- In 19 games, has made two starts...Notched 21 tackles (10 solo) with one quarterback hit...Added seven special teams tackles (three solo).
- Made first start in Week 6 of 2024 against Atlanta (10/13).

YEAR-BY-YEAR

- 2024:** Appeared in 13 games for the Panthers with two starts...Recorded 21 tackles (10 solo) and one quarterback hit...Also logged seven special teams tackles (three solo)...Made first start in Week 6 Atlanta (10/13)...Had a career-high nine tackles (five solo) in Week 15 vs. the Cowboys (12/15)...Ended the season on injured reserve (12/17).
- 2023:** Appeared in six games for the Panthers, contributing primarily on special teams...Placed on injured reserve following a knee injury (10/29).

PANTHERS

TRANSACTIONS

- Signed with the New York Jets as an undrafted free agent (5/5/23)...Waived by the New York Jets (8/29/23)...Claimed off waivers by the Carolina Panthers (8/30/23)...Placed on injured reserve (10/29/23).

PANTHERS

COLLEGE

- Spent two seasons at Alcorn State (2021-22) after transferring from Massachusetts (2018-19)...Appeared in 43 games in his college career, totaling 187 tackles, 28.5 tackles for loss, 9.0 sacks, three forced fumbles, two fumble recoveries and one interception...In 2022, appeared in nine games, tallying 73 tackles, 14.5 tackles for loss, 6.0 sacks, three passes defended, two forced fumbles, one fumble recovery and one interception...In 2021, played in 11 games compiling 76 total tackles, 11 tackles for loss, 2.0 sacks and one fumble recovery...In 2019, appeared in 11 games for Massachusetts totaling 39 total tackles, three tackles for loss, 1.0 sack and one forced fumble...In 2018, played in 12 games tallying 14 total tackles.

CLAUDIN CHERELUS' NFL REGULAR SEASON DEFENSIVE STATISTICS

		TACKLES										INTERCEPTIONS					O. FUMB				ST				MISC			
DATE	TEAM	GP	GS	TK	S	A	TFL	YDS	SK	YDS	QBH	NO	YDS	LG	TD	PD	FF	FR	TD	YDS	TK	S	A	FF	FR	S	A	
2023	Panthers	6	0	0	0	0	0	0	0.0	0.0	0	0	0	0	0	0	0	0	0	0	0	0	0	0	0	0	0	0
2024	Panthers	13	2	21	10	11	0	0	0.0	0.0	1	0	0	0	0	0	0	0	0	0	7	3	4	0	0	0	0	0
NFL TOTALS		19	2	21	10	11	0	0	0.0	0.0	1	0	0	0	0	0	0	0	0	0	7	3	4	0	0	0	0	0

SINGLE-GAME HIGHS: DEFENSIVE

Total Tackles

Solo Tackles

9 vs. Dallas Cowboys, Dec 15, 2024

5 vs. Dallas Cowboys, Dec 15, 2024

Special Teams Tackles

1 at Philadelphia Eagles, Dec 08, 2024

...6 more at 1.

		TACKLES										INTERCEPTIONS						O. FUMB			ST			MISC				
DATE	OPPONENT	P/S	TK	S	A	SK	YDS	TFL	YDS	QBH	NO	YDS	LG	TD	PD	FF	FR	TD	YDS	TK	S	A	FF	FR	S	A	W/L	SCORE
09/08	at Saints	P	0	0	0	0.0	0.0	0	0	0	0	0	0	0	0	0	0	0	0	1	1	0	0	0	0	0	L	10-47
09/15	Chargers	P	0	0	0	0.0	0.0	0	0	0	0	0	0	0	0	0	0	0	0	0	0	0	0	0	0	0	L	3-26
09/22	at Raiders	P	0	0	0	0.0	0.0	0	0	0	0	0	0	0	0	0	0	0	0	0	0	0	0	0	0	0	W	36-22
09/29	Bengals	P	2	0	2	0.0	0.0	0	0	0	0	0	0	0	0	0	0	0	0	0	0	0	0	0	0	0	L	24-34
10/06	at Bears	P	5	1	4	0.0	0.0	0	0	0	0	0	0	0	0	0	0	0	0	0	0	0	0	0	0	0	L	10-36
10/13	Falcons	S	4	3	1	0.0	0.0	0	0	1	0	0	0	0	0	0	0	0	0	1	0	1	0	0	0	0	L	20-38
10/20	at Commanders		ON INACTIVE LIST																					L	7-40			
10/27	at Broncos	P	0	0	0	0.0	0.0	0	0	0	0	0	0	0	0	0	0	0	0	1	0	1	0	0	0	0	L	14-28
11/03	Saints	P	1	1	0	0.0	0.0	0	0	0	0	0	0	0	0	0	0	0	0	1	0	1	0	0	0	0	W	23-22
11/10	Giants	P	0	0	0	0.0	0.0	0	0	0	0	0	0	0	0	0	0	0	0	1	1	0	0	0	0	0	W	20-17+
11/24	Chiefs	P	0	0	0	0.0	0.0	0	0	0	0	0	0	0	0	0	0	0	0	1	0	1	0	0	0	0	L	27-30
12/01	Buccaneers	P	0	0	0	0.0	0.0	0	0	0	0	0	0	0	0	0	0	0	0	0	0	0	0	0	0	0	L	23-26+
12/08	at Eagles	P	0	0	0	0.0	0.0	0	0	0	0	0	0	0	0	0	0	0	0	1	1	0	0	0	0	0	L	16-22
12/15	Cowboys	S	9	5	4	0.0	0.0	0	0	0	0	0	0	0	0	0	0	0	0	0	0	0	0	0	0	0	L	14-30
12/22	Cardinals		INJURED RESERVE																					W	36-30+			
12/29	at Buccaneers		INJURED RESERVE																					L	14-48			
01/05	at Falcons		INJURED RESERVE																					W	44-38+			
2024 TOTALS		13-2	21	10	11	0.0	0.0	0	0	1	0	0	0	0	0	0	0	0	0	7	3	4	0	0	0	0	5-12	
+ - Overtime																												

[illegible]



BRADY
CHRISTENSEN

70

OFFENSIVE LINEMAN

Hometown: Bountiful, Utah

College: BYU

Acquired: D3a-21

HT6'6"

WT300

AGE28

5

4

PANTHERS

CAREER HIGHLIGHTS

- In 51 career games (30 starts), has made starts at all five offensive line positions, including 18 at left guard, six at center, four at left tackle, one at right tackle, and one at right guard.
- Has allowed just 5.0 sacks in career, per StatsPass.

YEAR-BY-YEAR

- **2024:** Appeared in all 17 games, with six starts (four at center, two at left tackle) for the Panthers...Only committed one holding penalty on the season...Came in for Austin Corbett at center in Week 5 against Chicago (10/6) and made starts at center the next three weeks...Started at left tackle as part of an offensive line that allowed one sack against the New York Giants (11/10) in Week 10, who led the NFL in sacks.
- **2023:** Started for the Panthers at left guard in Week 1 at Atlanta (9/10)...Despite getting hurt, finished the game before being placed on season-ending injured reserve.
- **2022:** Started in all 17 games for the Panthers at left guard...the Panthers have had just two different starting five combinations up front in 2022 (not including jumbo packages)...Since Week 7, the offensive line helped Carolina ranked fifth league-wide in rushing attempts (359), fourth in rushing yards (1,668), and tenth in yards per rush (4.65), in addition to being tied for third fewest sacks allowed (17), ranking tenth in sack percentage per passing attempt (5.8%) and eighth in average time to throw for a quarterback (2.94 seconds)...In Week 16 against the Lions, the offensive line played an integral role in the offense rushing for a new franchise best 320 yards (previous high was 299 vs Tampa Bay, 12/8/08) and recording the most total net yards as an offense with 570 (previous high was 548 vs Miami, 11/13/17)...The unit kept the pocket clean for Darnold, not allowing a single sack or quarterback hit.
- **2021:** Appeared in 16 games, making six starts...Started four games at left tackle, one game at right tackle, and one game at right guard.

PANTHERS

TRANSACTIONS

- Selected by the Carolina Panthers in the third round (70th overall) of the 2021 NFL Draft (4/30/21)...Re-signed with the Carolina Panthers (3/12/25).

PANTHERS

COLLEGE

- Played and started every game for three straight years (2018-20)...2020 consensus All-American at left tackle...Named to 12 different All-America teams in 2020, including seven first-team honors...Team captain who set BYU record for most All-America awards in a single season...In 2020, achieved 96.0 grade at LT by PFF—setting new PFF record for highest graded season by OL player (Penei Sewell 95.5 in 2019)...Only allowed two pressures on 293 pass blocking regular season snaps...Named by Pro Football Focus No. 12 overall offensive lineman by performance in 2019...Led a 2019 offensive line unit that ranked No. 12 nationally as a group by PFF...Ranked second best freshman offensive tackle in college football by Pro Football Focus in 2018.

BRADY CHRISTENSEN'S NFL REGULAR SEASON STATISTICS

DATE	TEAM	GP	GS
2021	Panthers	16	6
2022	Panthers	17	17
2023	Panthers	1	1
2024	Panthers	17	6
NFL TOTALS		51	30



JALEN
COKER

WIDE RECEIVER

18

Hometown: Sterling, Va.

College: Holy Cross

Acquired: UDFA-24

HT6'3"

WT213

AGE23

2

2

PANTHERS

CAREER HIGHLIGHTS

- In 11 games (four starts), has 32 catches for 478 yards, and two touchdowns.
- In 2024, led all undrafted rookies in the NFL in catches (32), receiving yards (478) and receiving touchdowns (two)...Also became the all-time leading receiver among undrafted rookies in Panthers history.
- In Week 15 of 2024 against Dallas (12/15), reeled in an 83-yard touchdown reception, the longest reception of career and the sixth longest reception in Panthers history.

YEAR-BY-YEAR

- 2024: After spending the first three weeks on the practice squad, played in 11 games (four starts) as an undrafted rookie with the Panthers...Had 32 catches for 478 yards with two touchdowns...Led all undrafted players in NFL in catches, receiving yards and receiving touchdowns...Made NFL debut in Week 4 vs. the Bengals (9/29)...Reeled in a 31-yard reception for the first reception of his career in Week 5 at Chicago (10/6)...Finished the day with a team-high four receptions for 68 yards...Caught first touchdown of career in Week 8 against the Broncos (10/27)...Reeled in an 83-yard touchdown reception in Week 15 against Dallas (12/15)...Was the longest reception of Coker's career and the sixth longest reception in Panthers history...On the touchdown, Coker passed Corey Brown for the most yards in a single-season by an undrafted rookie in franchise history...In the season finale at Atlanta, connected with Miles Sanders on a 19-yard pass, the first non-quarterback or punter to complete a pass for the Panthers since 2017...Also paced all Panthers receivers with a career-high seven catches for 62 yards.

PANTHERS

TRANSACTIONS

- Signed by the Carolina Panthers as an undrafted free agent (5/10/24)...Waived by the Carolina Panthers (8/27/24)...Signed to the Carolina Panthers practice squad (8/29/24)...Signed to the Carolina Panthers active roster (9/24/24).

PANTHERS

COLLEGE

- Played in 39 career games during his four seasons at Holy Cross (2020-23)...In his career, tallied 164 receptions for 2,715 yards (16.6 avg.) and 31 touchdowns...Ranks first in program history in career touchdown receptions (31) and receiving yards (2,715)...In 2023, earned The Associated Press FCS All-America First-Team and All-Patriot League First-Team honors after playing in 11 games, tallying 59 receptions for 1,040 yards (17.6 avg.) and 15 touchdowns...His 15 touchdown receptions set a single-season Holy Cross record and led the nation...Was the only wide receiver to be a finalist for the Walter Payton award...In 2022, was named to the All-Patriot League First-Team after appearing in 12 games, totaling 50 receptions for 912 yards (18.2 avg.) and 11 touchdowns...In 2021, played in 13 games, compiling 51 receptions for 691 yards (13.5 avg.) and four touchdowns...In 2020, appeared in three games, tallying four receptions for 72 yards (18.0 avg.) and one touchdown.

JALEN COKER'S NFL REGULAR SEASON RUSHING/RECEIVING STATISTICS

DATE	TEAM	GP	GS	RECEIVING				TD	RUSHING			
				NO.	YDS.	AVG.	LG		NO.	YDS.	AVG.	LG
2024	Panthers	11	4	32	478	14.9	83t	2	0	0	0.0	0
NFL TOTALS		11	4	32	478	14.9	83T	2	0	0	0.0	0

SINGLE-GAME HIGHS: RECEIVING

Receptions	7 at Atlanta Falcons, Jan 05, 2025
Receiving Yards	110 vs. Dallas Cowboys, Dec 15, 2024
Receiving Average	27.5 vs. Dallas Cowboys, Dec 15, 2024
Longest Receptions	83t vs. Dallas Cowboys, Dec 15, 2024


Receiving TDs	1 vs. Dallas Cowboys, Dec 15, 2024 ...1 more at 1.
All-Purpose Yards Most TDs	110 vs. Dallas Cowboys, Dec 15, 2024 1 vs. Dallas Cowboys, Dec 15, 2024 ...1 more at 1.
Scrimmage Yards	110 vs. Dallas Cowboys, Dec 15, 2024

100-YARD RECEIVING GAMES (1): REGULAR SEASON

DATE	TEAM	NO.	YDS.	AVG.	LG	TD
12/15/24	COWBOYS	4	110	27.5	83t	1

2024 GAME-BY-GAME REGULAR-SEASON STATISTICS (PANTHERS)

DATE	OPPONENT	P/S	RECEIVING					RUSHING					W/L	SCORE
			NO.	YDS.	AVG.	LG	TD	NO.	YDS.	AVG.	LG	TD		
09/08	at Saints		PRACTICE SQUAD										L	10-47
09/15	Chargers		PRACTICE SQUAD										L	3-26
09/22	at Raiders		PRACTICE SQUAD										W	36-22
09/29	Bengals	P	0	0	0.0	0	0	0	0	0.0	0	0	L	24-34
10/06	at Bears	P	4	68	17.0	31	0	0	0	0.0	0	0	L	10-36
10/13	Falcons	P	3	30	10.0	15	0	0	0	0.0	0	0	L	20-38
10/20	at Commanders	P	1	10	10.0	10	0	0	0	0.0	0	0	L	7-40
10/27	at Broncos	P	4	78	19.5	29	1	0	0	0.0	0	0	L	14-28
11/03	Saints	P	2	36	18.0	18	0	0	0	0.0	0	0	W	23-22
11/10	Giants	S	3	41	13.7	24	0	0	0	0.0	0	0	W	20-17+
11/24	Chiefs		ON INACTIVE LIST										L	27-30
12/01	Buccaneers		ON INACTIVE LIST										L	23-26+
12/08	at Eagles		ON INACTIVE LIST										L	16-22
12/15	Cowboys	S	4	110	27.5	83t	1	0	0	0.0	0	0	L	14-30
12/22	Cardinals	S	2	8	4.0	4	0	0	0	0.0	0	0	W	36-30+
12/29	at Buccaneers	P	2	35	17.5	20	0	0	0	0.0	0	0	L	14-48
01/05	at Falcons	S	7	62	8.9	14	0	0	0	0.0	0	0	W	44-38+
2024 TOTALS		11-4	32	478	14.9	83T	2	0	0	0.0	0	0	5-12	
+ - Overtime														



AUSTIN
CORBETT

CENTER (CORE-bit)

63

Hometown: Sparks, Nev.

College: Nevada

Acquired: FA-22

HT6'4"

WT305

AGE30

4

8

PANTHERS
CAREER HIGHLIGHTS

PRO CAREER

Has appeared in 81 career games (67 starts) for Cleveland, Los Angeles Rams, and Panthers...Has made starts at left tackle, left guard, center, and right guard.
Played in six playoff games, all starting at right guard for the Rams, including Super Bowl LVI.

YEAR-BY-YEAR

- 2024: Started at center through the first five games of the season before suffering a season ending injury...Through Week 2 (68 pass block snaps), did not allow a pressure or a sack.
- 2023: Appeared in three games with three starts at right guard...Made season debut in Week 8 against the Houston Texans after tearing his ACL in Week 18 of 2022 season...Missed the rest of the season due to being placed on injured reserve on 11/23/23 (Knee).
- 2022: Started all 17 games at right guard in first season with the Panthers, marking third consecutive season starting every game...Part of an offensive line that had just two different starting five combinations up front in 2022 (not including jumbo packages)...Since Week 7, the offensive line helped Carolina ranked fifth league-wide in rushing attempts (359), fourth in rushing yards (1,668), and tenth in yards per rush (4.65), in addition to being tied for third fewest sacks allowed (17), ranking tenth in sack percentage per passing attempt (5.8%) and eighth in average time to throw for a quarterback (2.94 seconds)...In Week 16 against the Lions, the offensive line played an integral role in the offense rushing for a new franchise best 320 yards (previous high was 299 vs Tampa Bay, 12/8/08) and recording the most total net yards as an offense with 570 (previous high was 548 vs Miami, 11/13/17)...The unit kept the pocket clean for QB Sam Darnold, not allowing a single sack or quarterback hit.
- 2021: Started all 17 games at right guard for the Los Angeles Rams, second consecutive season starting every game...Allowed just 3.0 sacks, tied for sixth-fewest among qualified NFL guards (according to PFF)...Made starts at right guard in all four postseason wins, including Super Bowl LVI.
- 2020: Started all 16 games at right guard for the Los Angeles Rams...Posted a pass blocking efficiency of 98.1, tied for fifth-best among qualified NFL guards (according to PFF)...Started both playoff games at right guard.
- 2019: Appeared in 11 games (seven starts) total...Played three games for Cleveland before being traded (10/15) to the Los Angeles Rams...Appeared in the final eight games, starting the last seven at left guard.
- 2018: Saw action in 11 games (one start) for Cleveland as a rookie...Made first career start, playing left tackle against Baltimore (10/7).

PANTHERS

TRANSACTIONS

- Selected by the Cleveland Browns in the second round (33rd overall) of the 2018 NFL Draft (4/28/18)...Traded to the Los Angeles Rams (10/15/19)...Signed with the Carolina Panthers (3/18/22)...Placed on injured reserve (11/22/23)...Placed on injured reserve (10/12/24)...Signed contract extension with the Carolina Panthers (3/10/25).

PANTHERS

COLLEGE

- Played four seasons at Nevada (2014-17), starting 49-of-50 career games, including starts in his final 48 contests...As a senior (2017), was a semifinalist Burlsworth Trophy and earned first-team All-MWC honors and didn't allow a sack in conference play...Named second-team All-MWC as a junior (2016).

AUSTIN CORBETT'S NFL REGULAR SEASON STATISTICS

DATE	TEAM	GP	GS
2018	Browns	11	1
2019	Browns	3	0
2019	Rams	8	7
2019	TOTAL	11	7
2020	Rams	16	16
2021	Rams	17	17
2022	Panthers	17	17
2023	Panthers	4	4
2024	Panthers	5	5
NFL TOTALS		81	67

AUSTIN CORBETT'S NFL POSTSEASON STATISTICS

DATE	TEAM	GP	GS
2020	Rams	2	2
2021	Rams	4	4
NFL TOTALS		6	6



JADEN
CRUMEDY

DEFENSIVE TACKLE

96

Hometown: Hattiesburg, Miss.

College: Mississippi State

Acquired: D6-24

HT6'5"

WT305

AGE25

2

2

PANTHERS

CAREER HIGHLIGHTS

PRO CAREER

In five games, has made 13 tackles (four solo), 0.5 sacks and one quarterback hit.
 Made NFL debut in Week 14 of 2024 against the Eagles (12/8).

YEAR-BY-YEAR

2024: As a rookie, appeared in five games for the Panthers...Recorded 13 tackles (four solo) with 0.5 sacks and one quarterback hit...Made NFL debut in Week 14 against the Eagles (12/8)...Notched first sack of season in Week 17 against Tampa Bay (12/29)...Had a season-high five total tackles in Week 18 against the Falcons (1/5).

PANTHERS

TRANSACTIONS

Drafted by the Carolina Panthers in the sixth round (200th overall) of the 2024 NFL Draft (4/27/24)...Waived by the Carolina Panthers (8/27/25)...Signed to Carolina Panthers practice squad (8/28/25).

PANTHERS

COLLEGE

Appeared in 53 career games while making 47 starts during his time at Mississippi State (2018-23)...Recorded 119 career tackles, including 16 tackles for loss and 8.5 sacks...Added five passes defended, one fumble recovery and one blocked field goal...Started in 12 games in 2023, recording a career-high 35 total tackles and 2.5 sacks...His 16 quarterback hurries on the year ranked fifth amongst all SEC defensive linemen...Appeared in five games with five starts in 2022, finishing the year with 15 total tackles, including five tackles for loss and 2.0 sacks...Recorded a season-high four tackles against Georgia...In 2021, started all 12 regular season games while tallying 20 tackles, including two tackles for loss and 1.0 sack...Started all 11 games in 2020, recording 31 tackles, 3.5 tackles for loss, 2.0 sacks and two passes defended...Appeared in 11 games with seven starts in 2019...Tallied 18 tackles, two tackles for loss and 1.0 sack...Played in two games as a true freshman in 2018.

JADEN CRUMEDY'S NFL REGULAR SEASON DEFENSIVE STATISTICS

		TACKLES										INTERCEPTIONS					O. FUMB			ST			MISC				
DATE	TEAM	GP	GS	TK	S	A	TFL	YDS	SK	YDS	QBH	NO	YDS	LG	TD	PD	FF	FR	TD	YDS	TK	S	A	FF	FR	S	A
2024	Panthers	5	0	13	4	9	0	0	0.5	1.0	1	0	0	0	0	0	0	0	0	0	0	0	0	0	0	0	0
NFL TOTALS		5	0	13	4	9	0	0	0.5	1.0	1	0	0	0	0	0	0	0	0	0	0	0	0	0	0	0	0

SINGLE-GAME HIGHS: DEFENSIVE

Total Tackles

5 at Atlanta Falcons, Jan 05, 2025

Solo Tackles

1 at Atlanta Falcons, Jan 05, 2025
...3 more at 1.

2024 GAME-BY-GAME REGULAR-SEASON STATISTICS (PANTHERS)

TACKLES											INTERCEPTIONS					O. FUMB			ST			MISC						
DATE	OPPONENT	P/S	TK	S	A	SK	YDS	TFL	YDS	QBH	NO	YDS	LG	TD	PD	FF	FR	TD	YDS	TK	S	A	FF	FR	S	A	W/L	SCORE
09/08	at Saints		INJURED RESERVE																							L	10-47	
09/15	Chargers		INJURED RESERVE																							L	3-26	
09/22	at Raiders		INJURED RESERVE																							W	36-22	
09/29	Bengals		INJURED RESERVE																							L	24-34	
10/06	at Bears		INJURED RESERVE																							L	10-36	
10/13	Falcons		INJURED RESERVE																							L	20-38	
10/20	at Commanders		INJURED RESERVE - DESIGNATED FOR RETURN																							L	7-40	
10/27	at Broncos		INJURED RESERVE - DESIGNATED FOR RETURN																							L	14-28	
11/03	Saints		INJURED RESERVE - DESIGNATED FOR RETURN																							W	23-22	
11/10	Giants		ON INACTIVE LIST																							W	20-17+	
11/24	Chiefs		ON INACTIVE LIST																							L	27-30	
12/01	Buccaneers		ON INACTIVE LIST																							L	23-26+	
12/08	at Eagles	P	1	1	0	0.0	0.0	0	0	0	0	0	0	0	0	0	0	0	0	0	0	0	0	0	0	0	L	16-22
12/15	Cowboys	P	4	1	3	0.0	0.0	0	0	0	0	0	0	0	0	0	0	0	0	0	0	0	0	0	0	0	L	14-30
12/22	Cardinals	P	0	0	0	0.0	0.0	0	0	0	0	0	0	0	0	0	0	0	0	0	0	0	0	0	0	0	W	36-30+
12/29	at Buccaneers	P	3	1	2	0.5	1.0	0	0	1	0	0	0	0	0	0	0	0	0	0	0	0	0	0	0	0	L	14-48
01/05	at Falcons	P	5	1	4	0.0	0.0	0	0	0	0	0	0	0	0	0	0	0	0	0	0	0	0	0	0	0	W	44-38+
2024 TOTALS		5-0	13	4	9	0.5	1.0	0	0	1	0	0	0	0	0	0	0	0	0	0	0	0	0	0	0	0	5-12	
+ - Overtime																												



DEEJAY
DALLAS

RUNNING BACK

20

Hometown: Brunswick, Ga.

College: Miami

Acquired: FA-25

HT5'10"

WT225

AGE26

1

6

PANTHERS

CAREER HIGHLIGHTS

- Has played in 78 career games with two starts as a member of the Seahawks (2020-23) and Cardinals (2024), recording 121 carries for 517 yards (4.3 avg.) and four TDS and 64 receptions for 407 yards (6.4 avg.) and two receiving TDs.
- Has also contributed on special teams, returning 77 kickoffs for 1,933 yards (25.1 avg.) and a TD and 39 punts for 367 yards (9.4 avg.).
- In his first season with Arizona in 2024, earned Pro Bowl alternate honors for the first time in his career after returning 15 kickoffs for 459 yards (30.6 avg.) and a TD.
- In the Cardinals' Week 1 matchup at Buffalo (Sept. 8) in 2024, returned a kickoff 96 yards for a TD, becoming the first player in the NFL to return the newly instituted dynamic kickoff for a TD.

YEAR-BY-YEAR

- 2024:** Played in all 17 games, carrying the ball nine times for 49 yards (5.4 avg.) and catching three passes for 11 yards (3.7 avg.) and a TD...Returned 15 kickoffs for 459 yards (30.6 avg.) and a TD...Named a Pro Bowl alternate...Finished No. 5 in the NFL in kickoff return average (min. 15 returns) and No. 10 in kickoff return yards...In the season opener at Buffalo (Sept. 8), returned a kickoff 96 yards for a TD in the fourth quarter...Caught a 1-yard pass at Carolina (Dec. 22).
- 2023:** Played in all 17 games, recording 10 carries for 36 yards (3.6 avg.) and six receptions for 26 yards (4.3 avg.)...Registered 17 kickoff returns for 440 yards (25.9 avg.) and 25 punt returns for 265 yards (10.6 avg.).
- 2022:** Appeared in 15 games, recording a career-best 35 carries for a career-high 186 yards (5.3 avg.) and 17 catches for 126 yards (7.4 avg.)...Posted 12 kickoff returns for 270 yards (22.5 avg.) and 14 punt returns for 102 yards (7.3 avg.).
- 2021:** Saw action in all 17 games, logging 33 carries for 138 yards (4.2 avg.) and two TDs and 21 receptions for 133 yards (6.3 avg.)...Registered a career-best 33 kickoff returns for a career-high 764 yards (23.2 avg.).
- 2020:** Played in 12 games with two starts as a rookie, recording 34 carries for 108 yards (3.2 avg.) and two TDs and 17 receptions for 111 yards (6.5 avg.) and a receiving TD...Made his first career start at San Francisco (Nov. 1), carrying the ball 18 times for 41 yards (2.3 avg.), catching five passes for 17 yards (3.4 avg.) and scoring two TDs (one rushing, one receiving).

PANTHERS

TRANSACTIONS

- Selected by the Seattle Seahawks in the fourth round (144th overall) of the 2020 NFL Draft...Signed by the Arizona Cardinals as an unrestricted free agent (3/14/24)...Released by the Arizona Cardinals (8/26/25)...Signed to the Carolina Panthers practice squad (8/28/25).

PANTHERS

COLLEGE

- Played 35 games with 10 starts in three seasons at Miami (Fla.) (2017-19), totaling 265 carries for 1,527 yards (7.6 avg.) and 17 TDs as well as 28 receptions for 317 yards (11.3 avg.) and two TDs...Also returned 11 punts for 191 yards (17.4 avg.) and a TD and 20 kickoffs for 420 yards...Started all 10 games as a junior in 2019 and led the team in rushing yards (693) and rushing TDs (eight) on 115 carries (11.5 avg.)...Also had 14 catches for 140 yards and two TDs...Played all 13 games in 2018 and led the team with 1,260 all-purpose yards and six rushing TDs...Had 109 carries for 617 yards (8.4 avg.) and six TDs, 10 receptions for 85 yards, 17 kickoff returns for 367 yards (21.6 avg.) and 11 punt returns for 191 yards (17.4 avg.) and a TD...Played in 12 games as a true freshman in 2017 and had 41 carries for 217 yards (5.3 avg.) and three TDs to go along with four receptions for 92 yards...Attended Glynn Academy in Brunswick, Ga.

DEEJAY DALLAS' NFL REGULAR SEASON RUSHING/RECEIVING STATISTICS

		RUSHING							RECEIVING				
DATE	TEAM	GP	GS	NO.	YDS.	AVG.	LG	TD	NO.	YDS.	AVG.	LG	TD
2020	Seahawks	12	2	34	108	3.2	13	2	17	111	6.5	13	1
2021	Seahawks	17	0	33	138	4.2	15	2	21	133	6.3	29	0
2022	Seahawks	15	0	35	186	5.3	27	0	17	126	7.4	41	0
2023	Seahawks	17	0	10	36	3.6	8	0	6	26	4.3	14	0
2024	Cardinals	17	0	9	49	5.4	22	0	3	11	3.7	5	1
NFL TOTALS		78	2	121	517	4.3	27	4	64	407	6.4	41	2

DEE.JAY DALLAS' NFL POSTSEASON RUSHING/RECEIVING STATISTICS

DATE	TEAM	GP	GS	RUSHING					RECEIVING				
				NO.	YDS.	AVG.	LG	TD	NO.	YDS.	AVG.	LG	TD
2020	Seahawks	0	0	0	0	0.0	0	0	0	0	0.0	0	0
2022	Seahawks	1	0	6	13	2.2	7	0	0	0	0.0	0	0
NFL TOTALS		1	0	6	13	2.2	7	0	0	0	0.0	0	0

DEE.JAY DALLAS' NFL REGULAR SEASON RETURN STATISTICS

DATE	TEAM	RET.	KICKOFF RETURNS					PUNT RETURNS				
			YDS.	AVG.	LG	TD	NO.	FC	YDS.	AVG.	LG	TD
2020	Seahawks	0	0	0.0	0	0	0	0	0	0.0	0	0
2021	Seahawks	33	764	23.2	40	0	0	0	0	0.0	0	0
2022	Seahawks	12	270	22.5	30	0	14	11	102	7.3	20	0
2023	Seahawks	17	440	25.9	34	0	25	16	265	10.6	32	0
2024	Cardinals	15	459	30.6	96t	1	0	0	0	0.0	0	0
NFL TOTALS		77	1,933	25.1	96T	1	39	27	367	9.4	32	0

SINGLE-GAME HIGHS: RUSHING/RECEIVING

- Rush Attempts

Rushing Yards

Rushing Average

Longest Runs

Rushing TDs
- 18 vs. San Francisco 49ers, Nov 01, 2020

43 vs. New York Jets, Jan 01, 2023

6.1 vs. New York Jets, Jan 01, 2023

27 vs. Los Angeles Rams, Jan 08, 2023

1 at Los Angeles Rams, Dec 21, 2021

...3 more at 1.
- Receptions

Receiving Yards

Receiving Average

Longest Receptions

Receiving TDs

All-Purpose Yards

Kickoff Returns
- 6 at Kansas City Chiefs, Dec 24, 2022

55 vs. New York Jets, Jan 01, 2023

18.3 vs. New York Jets, Jan 01, 2023

41 vs. New York Jets, Jan 01, 2023

1 vs. San Francisco 49ers, Nov 01, 2020

147 at Pittsburgh Steelers, Oct 17, 2021

5 vs. San Francisco 49ers, Dec 05, 2021

- Kickoff Return Yards

Longest Kickoff Return

Kickoff Return TDs

Fair Catches
- 129 vs. San Francisco 49ers, Dec 05, 2021

96t at Buffalo Bills, Sep 08, 2024

1 at Buffalo Bills, Sep 08, 2024

2 at Tennessee Titans, Dec 24, 2023

...8 more at 2.
- Punt Return Yards

Longest Punt Return

Punt Returns

Punt Return Average

Kickoff Return Average

Special Teams Tackles

Most TDs

Scrimmage Yards
- 47 vs. Arizona Cardinals, Oct 22, 2023

32 vs. Arizona Cardinals, Oct 22, 2023

4 vs. Arizona Cardinals, Oct 22, 2023

13.7 vs. Carolina Panthers, Sep 24, 2023

41.0 at Buffalo Bills, Sep 08, 2024

3 at Pittsburgh Steelers, Oct 17, 2021

2 vs. San Francisco 49ers, Nov 01, 2020

98 vs. New York Jets, Jan 01, 2023

SINGLE-GAME HIGHS - POSTSEASON: RUSHING/RECEIVING

- Rush Attempts

Rushing Yards
- 6 at San Francisco 49ers, Jan 14, 2023

13 at San Francisco 49ers, Jan 14, 2023

- Longest Runs
- 7 at San Francisco 49ers, Jan 14, 2023

3 at San Francisco 49ers, Jan 14, 2023

2 at San Francisco 49ers, Jan 14, 2023

1 at San Francisco 49ers, Jan 14, 2023
- All-Purpose Yards
- 13 at San Francisco 49ers, Jan 14, 2023

2024 GAME-BY-GAME REGULAR-SEASON STATISTICS (CARDINALS)

DATE	OPPONENT	P/S	RUSHING					RECEIVING					W/L	SCORE
			NO.	YDS.	AVG.	LG	TD	NO.	YDS.	AVG.	LG	TD		
09/08	at Bills	P	0	0	0.0	0	0	0	0	0.0	0	0	L	28-34
09/15	Rams	P	0	0	0.0	0	0	0	0	0.0	0	0	W	41-10
09/22	Lions	P	0	0	0.0	0	0	0	0	0.0	0	0	L	13-20
09/29	Commanders	P	0	0	0.0	0	0	0	0	0.0	0	0	L	14-42
10/06	at 49ers	P	0	0	0.0	0	0	0	0	0.0	0	0	W	24-23
10/13	at Packers	P	0	0	0.0	0	0	0	0	0.0	0	0	L	13-34
10/21	Chargers	P	0	0	0.0	0	0	0	0	0.0	0	0	W	17-15
10/27	at Dolphins	P	0	0	0.0	0	0	0	0	0.0	0	0	W	28-27
11/03	Bears	P	1	2	2.0	2	0	0	0	0.0	0	0	W	29-9
11/10	Jets	P	3	10	3.3	6	0	0	0	0.0	0	0	W	31-6
11/24	at Seahawks	P	0	0	0.0	0	0	0	0	0.0	0	0	L	6-16
12/01	at Vikings	P	0	0	0.0	0	0	0	0	0.0	0	0	L	22-23
12/08	Seahawks	P	0	0	0.0	0	0	0	0	0.0	0	0	L	18-30
12/15	Patriots	P	4	15	3.8	7	0	0	0	0.0	0	0	W	30-17
12/22	at Panthers	P	0	0	0.0	0	0	1	1	1.0	1t	1	L	30-36+
12/28	at Rams	P	0	0	0.0	0	0	1	5	5.0	5	0	L	9-13
01/05	49ers	P	1	22	22.0	22	0	1	5	5.0	5	0	W	47-24
2024 TOTALS		17-0	9	49	5.4	22	0	3	11	3.7	5	1	8-9	

+ - Overtime

2023 GAME-BY-GAME REGULAR-SEASON STATISTICS (SEAHAWKS)

RUSHING								RECEIVING						
DATE	OPPONENT	P/S	NO.	YDS.	AVG.	LG	TD	NO.	YDS.	AVG.	LG	TD	W/L	SCORE
09/10	Rams	P	2	4	2.0	5	0	1	14	14.0	14	0	L	13-30
09/17	at Lions	P	1	3	3.0	3	0	0	0	0.0	0	0	W	37-31+
09/24	Panthers	P	2	7	3.5	8	0	1	-2	-2.0	-2	0	W	37-27
10/02	at Giants	P	0	0	0.0	0	0	0	0	0.0	0	0	W	24-3
10/15	at Bengals	P	0	0	0.0	0	0	1	-1	-1.0	-1	0	L	13-17
10/22	Cardinals	P	0	0	0.0	0	0	1	0	0.0	0	0	W	20-10
10/29	Browns	P	0	0	0.0	0	0	0	0	0.0	0	0	W	24-20
11/05	at Ravens	P	0	0	0.0	0	0	0	0	0.0	0	0	L	3-37
11/12	Commanders	P	0	0	0.0	0	0	0	0	0.0	0	0	W	29-26
11/19	at Rams	P	1	4	4.0	4	0	1	10	10.0	10	0	L	16-17
11/23	49ers	P	2	10	5.0	7	0	1	5	5.0	5	0	L	13-31
11/30	at Cowboys	P	1	6	6.0	6	0	0	0	0.0	0	0	L	35-41
12/10	at 49ers	P	0	0	0.0	0	0	0	0	0.0	0	0	L	16-28
12/18	Eagles	P	0	0	0.0	0	0	0	0	0.0	0	0	W	20-17
12/24	at Titans	P	1	2	2.0	2	0	0	0	0.0	0	0	W	20-17
12/31	Steelers	P	0	0	0.0	0	0	0	0	0.0	0	0	L	23-30
01/07	at Cardinals	P	0	0	0.0	0	0	0	0	0.0	0	0	W	21-20
2023 TOTALS		17-0	10	36	3.6	8	0	6	26	4.3	14	0	9-8	
+ - Overtime														

2022 GAME-BY-GAME REGULAR-SEASON STATISTICS (SEAHAWKS)

RUSHING								RECEIVING							
DATE	OPPONENT	P/S	NO.	YDS.	AVG.	LG	TD	NO.	YDS.	AVG.	LG	TD	W/L	SCORE	
09/12	Broncos	P	0	0	0.0	0	0	0	0	0.0	0	0	W	17-16	
09/18	at 49ers	P	0	0	0.0	0	0	0	0	0.0	0	0	L	7-27	
09/25	Falcons	P	3	21	7.0	16	0	2	17	8.5	10	0	L	23-27	
10/02	at Lions	P	0	0	0.0	0	0	0	0	0.0	0	0	W	48-45	
10/09	at Saints	P	1	4	4.0	4	0	1	6	6.0	6	0	L	32-39	
10/16	Cardinals	P	2	1	0.5	2	0	0	0	0.0	0	0	W	19-9	
10/23	at Chargers	P	6	35	5.8	11	0	2	6	3.0	3	0	W	37-23	
10/30	Giants	P	0	0	0.0	0	0	0	0	0.0	0	0	W	27-13	
11/06	at Cardinals	P	1	4	4.0	4	0	0	0	0.0	0	0	W	31-21	
11/13	at Buccaneers	P	0	0	0.0	0	0	0	0	0.0	0	0	L	16-21	
11/27	Raiders	P	1	2	2.0	2	0	2	13	6.5	9	0	L	34-40+	
12/04	at Rams	P	10	37	3.7	7	0	0	0	0.0	0	0	W	27-23	
12/11	Panthers		ON INACTIVE LIST											L	24-30
12/15	49ers		ON INACTIVE LIST											L	13-21
12/24	at Chiefs	P	2	10	5.0	8	0	6	32	5.3	8	0	L	10-24	
01/01	Jets	P	7	43	6.1	17	0	3	55	18.3	41	0	W	23-6	
01/08	Rams	P	2	29	14.5	27	0	1	-3	-3.0	-3	0	W	19-16+	
2022 TOTALS		15-0	35	186	5.3	27	0	17	126	7.4	41	0	9-8		
+ - Overtime															

2021 GAME-BY-GAME REGULAR-SEASON STATISTICS (SEAHAWKS)

DATE	OPPONENT	P/S	RUSHING					RECEIVING					W/L	SCORE
			NO.	YDS.	AVG.	LG	TD	NO.	YDS.	AVG.	LG	TD		
09/12	at Colts	P	1	5	5.0	5	0	1	5	5.0	5	0	W	28-16
09/19	Titans	P	0	0	0.0	0	0	0	0	0.0	0	0	L	30-33+
09/26	at Vikings	P	0	0	0.0	0	0	0	0	0.0	0	0	L	17-30
10/03	at 49ers	P	0	0	0.0	0	0	0	0	0.0	0	0	W	28-21
10/07	Rams	P	4	7	1.8	4	0	2	32	16.0	29	0	L	17-26
10/17	at Steelers	P	4	17	4.3	10	0	5	33	6.6	10	0	L	20-23+
10/25	Saints	P	0	0	0.0	0	0	0	0	0.0	0	0	L	10-13
10/31	Jaguars	P	1	6	6.0	6	0	0	0	0.0	0	0	W	31-7
11/14	at Packers	P	0	0	0.0	0	0	0	0	0.0	0	0	L	0-17
11/21	Cardinals	P	4	25	6.3	15	1	1	2	2.0	2	0	L	13-23
11/29	at Football Team	P	3	4	1.3	3	0	5	27	5.4	13	0	L	15-17
12/05	49ers	P	0	0	0.0	0	0	0	0	0.0	0	0	W	30-23
12/12	at Texans	P	2	16	8.0	13	0	0	0	0.0	0	0	W	33-13
12/21	at Rams	P	8	41	5.1	8	1	3	11	3.7	9	0	L	10-20
12/26	Bears	P	4	15	3.8	7	0	4	23	5.8	13	0	L	24-25
01/02	Lions	P	1	1	1.0	1	0	0	0	0.0	0	0	W	51-29
01/09	at Cardinals	P	1	1	1.0	1	0	0	0	0.0	0	0	W	38-30
2021 TOTALS		17-0	33	138	4.2	15	2	21	133	6.3	29	0	7-10	
+ - Overtime														

2020 GAME-BY-GAME REGULAR-SEASON STATISTICS (SEAHAWKS)


DATE	OPPONENT	P/S	RUSHING					RECEIVING					W/L	SCORE
			NO.	YDS.	AVG.	LG	TD	NO.	YDS.	AVG.	LG	TD		
09/13	at Falcons		ON INACTIVE LIST										W	38-25
09/20	Patriots		ON INACTIVE LIST										W	35-30
09/27	Cowboys	P	0	0	0.0	0	0	0	0	0.0	0	0	W	38-31
10/04	at Dolphins	P	2	8	4.0	6	0	2	15	7.5	9	0	W	31-23
10/11	Vikings	P	0	0	0.0	0	0	0	0	0.0	0	0	W	27-26
10/25	at Cardinals	P	0	0	0.0	0	0	2	18	9.0	10	0	L	34-37+
11/01	49ers	S	18	41	2.3	9	1	5	17	3.4	5	1	W	37-27
11/08	at Bills	S	7	31	4.4	10	1	2	8	4.0	5	0	L	34-44
11/15	at Rams	P	2	8	4.0	5	0	2	23	11.5	13	0	L	16-23
11/19	Cardinals	P	1	13	13.0	13	0	2	19	9.5	11	0	W	28-21
11/30	at Eagles	P	0	0	0.0	0	0	0	0	0.0	0	0	W	23-17
12/06	Giants	P	0	0	0.0	0	0	2	11	5.5	6	0	L	12-17
12/13	Jets	P	4	7	1.8	4	0	0	0	0.0	0	0	W	40-3
12/20	at Football Team	P	0	0	0.0	0	0	0	0	0.0	0	0	W	20-15
12/27	Rams		ON INACTIVE LIST										W	20-9
01/03	at 49ers		ON INACTIVE LIST										W	26-23
2020 TOTALS		12-2	34	108	3.2	13	2	17	111	6.5	13	1	12-4	
+ - Overtime														

2022 GAME-BY-GAME POSTSEASON STATISTICS (SEAHAWKS)

DATE	OPPONENT	P/S	RUSHING					RECEIVING					W/L	SCORE
			NO.	YDS.	AVG.	LG	TD	NO.	YDS.	AVG.	LG	TD		
01/14	at 49ers	P	6	13	2.2	7	0	0	0	0.0	0	0	L	23-41
2022 TOTALS		1-0	6	13	2.2	7	0	0	0	0.0	0	0	0-1	

2020 GAME-BY-GAME POSTSEASON STATISTICS (SEAHAWKS)

DATE	OPPONENT	P/S	RUSHING					RECEIVING					W/L	SCORE
			NO.	YDS.	AVG.	LG	TD	NO.	YDS.	AVG.	LG	TD		
01/09	Rams		ON INACTIVE LIST										L	20-30
2020 TOTALS		0-0	0	0	0.0	0	0	0	0	0.0	0	0	0-1	



ANDY DALTON

QUARTERBACK

14

Hometown: Katy, Texas

College: TCU

Acquired: FA-23

Awards:

Q 2011, 2014, 2016

HT 6'2"

WT 220

AGE 37

 3

 15

PANTHERS CAREER HIGHLIGHTS

- Has appeared in 175 games with 168 starts...Completed 3,514-of-5,614 passes for 39,500 with 253 touchdowns and 150 interceptions, good for an 87.5 passer rating.
- 3,514 career completions ranks 22nd in NFL history and the 11th-highest total since entering the league in 2011.
- 39,500 career passing yards ranks 26th all-time in NFL record books and 11th since being drafted in 2011.
- 253 career touchdown passes ranks 26th all-time in league history and 11th in the NFL since 2011.
- Has been named to three Pro Bowls (2011, 2014, 2016) in career and finished second behind Cam Newton in AP Offensive Rookie of the Year voting in 2011.
- Ranks in the top-10 among active quarterbacks in rushing touchdowns, and streak of 14-straight seasons with a run of at least 10 yards is tied for the fourth-longest in the NFL since 2000.

YEAR-BY-YEAR

- **2024:** In six games for the Panthers, started five...Completed 106-of-160 passes for 989 yards with seven touchdowns and six interceptions...Saw action in Week 1 at New Orleans (9/8/24)...Started in the Week 3 win against the Raiders (9/22), throwing 26-of-37 passes for 319 yards with three touchdowns and no interceptions, good for a 123.6 passer rating...Became the first quarterback in the NFL in 2024 with 300+ yards and three touchdowns, which marked his 29th three touchdown game of his career...Became the first quarterback in the NFL this season with 200+ yards and three touchdown passes in a first half...Three touchdown passes in the first half also marked the most by a Panthers quarterback in a first half since Cam Newton had three in Week 15 of the 2015 season against the Giants...In Week 4 vs. Cincinnati (9/29), completed 25-of-40 passes against the Bengals for 220 yards and two touchdowns, including the 250th passing touchdown of his career.
- **2023:** Appeared in three games (one start) for the Panthers...Had first start as a Panther in Week 3 at Seattle...Completed 34-of-58 passes for 361 yards, and two touchdowns...Those 58 passing attempts were a career high and the third-most in Panthers' history.
- **2022:** Started and played in 14 games for the New Orleans Saints...Posted a career-high completion percentage (66.7%) after completing 252-of-378 passes for 2,871 yards and 18 touchdowns...95.2 passer rating ranked ninth in the NFL...Over the last 11 games of the season, ranked fifth in the league in completion percentage (68.4%)...In the win against the Los Angeles Rams, posted the second-highest passer rating league-wide in the 2022 season (149.6) after completing 21 of 25 passes for 260 yards and three touchdowns.
- **2021:** Appeared in eight games and started six contests for the Chicago Bears...Finished the season throwing for 1,515 yards and eight touchdowns after completing 149-of-236 passes (63.1%)
- **2020:** Started nine contests while appearing in 11 games for the Dallas Cowboys...Tossed for 2,170 yards after completing 64.9% of his passes (216-of-333)...Finished the season with 14 touchdown passes.
- **2019:** Played and started 13 games for the Cincinnati Bengals...Completed 314-of-528 passes for 3,494 yards and 16 touchdowns.
- **2018:** Started all 11 games he appeared in for the Bengals...Threw for 2,566 yards after completing 226-of-365 passes (61.9%)...Finished the season with 21 touchdown passes.
- **2017:** Started all 16 games for Cincinnati, finishing the season with 3,320 passing yards and 25 touchdowns through the air...Completed 59.9% of his passes (297-of-496).
- **2016:** Started all 16 games for Cincinnati...Named to third Pro Bowl after throwing for 4,206 yards and 18 touchdown passes...Completed 364-of-563 passes (64.7%).
- **2015:** Started and played in 13 games for the Bengals...Completed 255-of-386 passing attempts (66.1%) for 3,250 yards and 25 touchdown passes...Finished the season with a career-high 106.2 passer rating.
- **2014:** Named to second Pro Bowl of his career after throwing for 3,398 yards and 19 touchdowns...Finished the season completing 309-of-481 passing attempts (64.2%).
- **2013:** Threw for a career-high 4,293 yards and 33 touchdown passes after starting all 16 games...Completed 61.9% of passes on the season (363-of-586).
- **2012:** Started and played in all 16 games...Finished the season completing 329-of-528 passing attempts (62.3%) for 3,669 yards and 27 touchdowns.
- **2011:** As a rookie, selected to the Pro Bowl after starting all 16 games for Cincinnati...Threw for 3,398 yards and 20 touchdowns after completing 300-of-516 passing attempts (58.1%)...Finished second behind Cam Newton in AP Offensive Rookie of the Year voting.

PANTHERS

TRANSACTIONS

- Selected by the Cincinnati Bengals in the second round of the 2011 Draft (35th overall)...Re-signed with the Cincinnati Bengals (8/4/14)...Released by the Cincinnati Bengals (4/30/20)...Signed with the Dallas Cowboys (5/4/20)...Signed with the Chicago Bears (3/17/21)...Signed with the New Orleans Saints (3/29/22)...Signed with the Carolina Panthers (3/16/23)...Re-signed with the Carolina Panthers (2/18/25).

➤ Played in 50 games in four seasons (2007-10), authoring a Mountain West Conference record 42 victories on his way to school records for pass attempts (1,317), completions (812), passing yards (10,314) and touchdown passes (71)...Rushed for 1,611 career yards and 22 additional touchdowns, and departed TCU with an MWC record for total offense (11,925 yards)...As a senior in 2010, finished ninth in Heisman Trophy voting and was the MWC Offensive Player of the Year, leading TCU to a No. 2 national ranking, finishing the year 13-0, capped by a Rose Bowl win and Offensive MVP honors over Wisconsin...Threw for TCU single-season record 27 touchdowns with just six interceptions in 2010, and his 66.1 completion percentage was another TCU single-season mark...Added 435 yards and six rushing touchdowns...MWC Offensive Player of the Year and one-of-10 finalists for the Manning Award, recognizing the top quarterback in the nation, as a junior in 2009, passing Sammy Baugh for the most victories by a starting quarterback in TCU history, led the Horned Frogs to a 12-1 record, reaching the Fiesta Bowl...Ranked eighth in the nation in passing efficiency (151.83) and set a TCU single-season record for passing yards with 2,756 in 2009.

ANDY DALTON'S NFL REGULAR SEASON PASSING/RUSHING STATISTICS

DATE	TEAM	GP	GS	PASSING										RUSHING					
				ATT.	CMP.	PCT.	YDS	AVG.	TD	INT.	LG	SK	LST	RATE	NO.	YDS.	AVG.	LG	TD
2011	Bengals	16	16	516	300	58.1	3,398	6.6	20	13	84	24	160	80.4	37	152	4.1	17	1
2012	Bengals	16	16	528	329	62.3	3,669	6.9	27	16	59t	46	229	87.4	47	120	2.6	17	4
2013	Bengals	16	16	586	363	61.9	4,293	7.3	33	20	82t	29	182	88.8	61	183	3.0	12	2
2014	Bengals	16	16	481	309	64.2	3,398	7.1	19	17	81t	21	124	83.5	60	169	2.8	20t	4
2015	Bengals	13	13	386	255	66.1	3,250	8.4	25	7	80t	20	118	106.3	57	142	2.5	12	3
2016	Bengals	16	16	563	364	64.7	4,206	7.5	18	8	86t	41	264	91.8	46	184	4.0	15	4
2017	Bengals	16	16	496	297	59.9	3,320	6.7	25	12	77t	39	255	86.6	38	99	2.6	25	0
2018	Bengals	11	11	365	226	61.9	2,566	7.0	21	11	49	21	157	89.6	16	99	6.2	21	0
2019	Bengals	13	13	528	314	59.5	3,494	6.6	16	14	66t	37	249	78.3	32	73	2.3	17	4
2020	Cowboys	11	9	333	216	64.9	2,170	6.5	14	8	69	24	184	87.3	28	114	4.1	13	0
2021	Bears	8	6	236	149	63.1	1,515	6.4	8	9	60t	18	143	76.9	16	76	4.8	14	0
2022	Saints	14	14	378	252	66.7	2,871	7.6	18	9	64t	25	189	95.2	30	54	1.8	14	0
2023	Panthers	3	1	58	34	58.6	361	6.2	2	0	47t	3	27	88.4	3	12	4.0	10	0
2024	Panthers	6	5	160	106	66.3	989	6.2	7	6	39	7	37	82.0	11	34	3.1	18	0
TOTALS		175	168	5,614	3,514	62.6	39,500	7.0	253	150	86T	355	2,318	87.5	482	1,511	3.1	25	22

ANDY DALTON'S NFL POSTSEASON PASSING/RUSHING STATISTICS

DATE	TEAM	GP	GS	PASSING										RUSHING					
				ATT.	CMP.	PCT.	YDS	AVG.	TD	INT.	LG	SK	LST	RATE	NO.	YDS.	AVG.	LG	TD
2011	Bengals	1	1	42	27	64.3	257	6.1	0	3	36	4	33	51.4	3	17	5.7	15	0
2012	Bengals	1	1	30	14	46.7	127	4.2	0	1	45	2	9	44.7	4	15	3.8	12	0
2013	Bengals	1	1	51	29	56.9	334	6.5	1	2	49	3	8	67.0	5	26	5.2	12	0
2014	Bengals	1	1	35	18	51.4	155	4.4	0	0	26	3	11	63.4	4	34	8.5	16	0
2015	Bengals	0	0	0	0	0.0	0	0.0	0	0	0	0	0	0.0	0	0	0.0	0	0
TOTALS		4	4	158	88	55.7	873	5.5	1	6	49	12	61	57.8	16	92	5.8	16	0

SINGLE-GAME HIGHS: QUARTERBACK

Pass Attempts 58 at Seattle Seahawks, Sep 24, 2023
Pass Completions 35 at Seattle Seahawks, Sep 08, 2019
Yards Passing 418 at Seattle Seahawks, Sep 08, 2019
TD Passes 5 vs. New York Jets, Oct 27, 2013
Long Passes 86t at Houston Texans, Dec 24, 2016
Completion Percentage 84.0 vs. Los Angeles Rams, Nov 20, 2022

Passer Rating 149.6 vs. Los Angeles Rams, Nov 20, 2022
Rush Attempts 8 vs. Cleveland Browns, Dec 29, 2019
...2 more at 8.
Rushing Yards 48 at New York Giants, Jan 03, 2021
...1 more at 48.
Rushing Average 6.9 at New York Giants, Jan 03, 2021
Longest Runs 25 vs. Cleveland Browns, Nov 26, 2017
Rushing TDs 2 vs. Baltimore Ravens, Oct 26, 2014

SINGLE-GAME HIGHS - POSTSEASON: QUARTERBACK

Pass Attempts	51 vs. San Diego Chargers, Jan 05, 2014 42 at Houston Texans, Jan 07, 2012 35 at Indianapolis Colts, Jan 04, 2015 30 at Houston Texans, Jan 05, 2013	Completion Percentage	64.3 at Houston Texans, Jan 07, 2012 56.9 vs. San Diego Chargers, Jan 05, 2014 51.4 at Indianapolis Colts, Jan 04, 2015 46.7 at Houston Texans, Jan 05, 2013
Pass Completions	29 vs. San Diego Chargers, Jan 05, 2014 27 at Houston Texans, Jan 07, 2012 18 at Indianapolis Colts, Jan 04, 2015 14 at Houston Texans, Jan 05, 2013	Passer Rating	67.0 vs. San Diego Chargers, Jan 05, 2014 63.4 at Indianapolis Colts, Jan 04, 2015 51.4 at Houston Texans, Jan 07, 2012 44.7 at Houston Texans, Jan 05, 2013
Yards Passing	334 vs. San Diego Chargers, Jan 05, 2014 257 at Houston Texans, Jan 07, 2012 155 at Indianapolis Colts, Jan 04, 2015 127 at Houston Texans, Jan 05, 2013	Rush Attempts	5 vs. San Diego Chargers, Jan 05, 2014 4 at Indianapolis Colts, Jan 04, 2015 4 at Houston Texans, Jan 05, 2013 3 at Houston Texans, Jan 07, 2012
TD Passes	1 vs. San Diego Chargers, Jan 05, 2014	Rushing Yards	34 at Indianapolis Colts, Jan 04, 2015 26 vs. San Diego Chargers, Jan 05, 2014 17 at Houston Texans, Jan 07, 2012 15 at Houston Texans, Jan 05, 2013
Long Passes	49 vs. San Diego Chargers, Jan 05, 2013 45 at Houston Texans, Jan 05, 2013 36 at Houston Texans, Jan 07, 2012 26 at Indianapolis Colts, Jan 04, 2015 21 vs. San Diego Chargers, Jan 05, 2014 ...1 more at 21.	Longest Runs	16 at Indianapolis Colts, Jan 04, 2015 16 at Indianapolis Colts, Jan 04, 2015 15 at Houston Texans, Jan 07, 2012 12 vs. San Diego Chargers, Jan 05, 2014 12 at Houston Texans, Jan 05, 2013

300-YARD PASSING GAMES (34): REGULAR SEASON

DATE	TEAM	NO.	YDS.	AVG.	LG	TD
09/18/11	at Broncos	27	332	12.3	84	2
11/20/11	at Ravens	24	373	15.5	49t	1
09/16/12	BROWNS	24	318	13.3	50t	3
09/23/12	at Commanders	19	328	17.3	59t	3
10/14/12	at Browns	31	381	12.3	57t	3
10/13/13	at Bills	26	337	13.0	54	3
10/20/13	at Lions	24	372	15.5	82t	3
10/27/13	JETS	19	325	17.1	53	5
10/31/13	at Dolphins	32	338	10.6	26	0
12/22/13	VIKINGS	27	363	13.4	41	4
09/07/14	at Ravens	25	301	12.0	77t	1
10/12/14	PANTHERS	33	323	9.8	34t	2
12/07/14	STEELERS	21	302	14.4	81t	2
09/27/15	at Ravens	20	383	19.2	80t	3
10/04/15	CHIEFS	17	321	18.9	55t	1
10/11/15	SEAHAWKS	30	331	11.0	44	2
11/22/15	at Cardinals	22	315	14.3	42	2
09/11/16	at Jets	23	366	15.9	54t	1
09/18/16	at Steelers	31	366	11.8	29	1
10/23/16	BROWNS	19	308	16.2	48t	2
12/04/16	EAGLES	23	332	14.4	50	2
10/08/17	BILLS	22	328	14.9	77t	1
09/23/18	at Panthers	29	352	12.1	49	2
09/30/18	at Falcons	29	337	11.6	39t	3
09/08/19	at Seahawks	35	418	11.9	55t	2
09/15/19	49ERS	26	311	12.0	66t	2
10/27/19	at Rams	32	329	10.3	52	1
12/22/19	at Dolphins	33	396	12.0	34t	4
12/27/20	EAGLES	22	377	17.1	69	3
11/25/21	at Lions	24	317	13.2	52	1
01/09/22	at Vikings	33	325	9.8	23t	1
10/20/22	at Cardinals	30	361	12.0	64	4
09/24/23	at Seahawks	34	361	10.6	47t	2
09/22/24	at Raiders	26	319	12.3	35	3

300-YARD PASSING GAMES (1): POSTSEASON

DATE	TEAM	NO.	YDS.	AVG.	LG	TD
01/05/14	CHARGERS	29	334	11.5	49	1

2024 GAME-BY-GAME REGULAR-SEASON STATISTICS (PANTHERS)

DATE	OPPONENT	P/S	PASSING											RUSHING					SCORE
			ATT	CMP	YDS	PCT	Y/A	Y/C	TD	INT	LG	SK/YD	RATE	ATT	YDS	LG	TD	W/L	
09/08	at Saints	P	1	0	0	0.0	0.0	0.0	0	0	0	0/0	39.6	0	0	0	0	L	10-47
09/15	Chargers		DID NOT PLAY (NON-INJURY)															L	3-26
09/22	at Raiders	S	37	26	319	70.3	8.6	12.3	3	0	35	2/13	123.6	2	-2	-1	0	W	36-22
09/29	Bengals	S	40	25	220	62.5	5.5	8.8	2	1	39	0/0	83.3	3	9	6	0	L	24-34
10/06	at Bears	S	28	18	136	64.3	4.9	7.6	0	1	31	3/20	61.0	1	3	3	0	L	10-36
10/13	Falcons	S	38	26	221	68.4	5.8	8.5	2	2	21	0/0	78.9	3	21	18	0	L	20-38
10/20	at Commanders	S	16	11	93	68.8	5.8	8.5	0	2	29	2/4	44.0	2	3	4	0	L	7-40
10/27	at Broncos		ON INACTIVE LIST															L	14-28
11/03	Saints		DID NOT PLAY (NON-INJURY)															W	23-22
11/10	Giants		DID NOT PLAY (NON-INJURY)															W	20-17+
11/24	Chiefs		DID NOT PLAY (NON-INJURY)															L	27-30
12/01	Buccaneers		DID NOT PLAY (NON-INJURY)															L	23-26+
12/08	at Eagles		DID NOT PLAY (NON-INJURY)															L	16-22
12/15	Cowboys		DID NOT PLAY (NON-INJURY)															L	14-30
12/22	Cardinals		DID NOT PLAY (NON-INJURY)															W	36-30+
12/29	at Buccaneers		DID NOT PLAY (NON-INJURY)															L	14-48
01/05	at Falcons		DID NOT PLAY (NON-INJURY)															W	44-38+
2024 TOTALS			6-5	160	106	989	66.3	6.2	9.3	7	6	39	7/37	82.0	11	34	18	0	5-12
+ - Overtime																			

2023 GAME-BY-GAME REGULAR-SEASON STATISTICS (PANTHERS)

DATE	OPPONENT	P/S	PASSING											RUSHING					SCORE
			ATT	CMP	YDS	PCT	Y/A	Y/C	TD	INT	LG	SK/YD	RATE	ATT	YDS	LG	TD	W/L	
09/10	at Falcons		DID NOT PLAY (NON-INJURY)															L	10-24
09/18	Saints	P	0	0	0	0.0	0.0	0.0	0	0	0	0/0	0.0	0	0	0	0	L	17-20
09/24	at Seahawks	S	58	34	361	58.6	6.2	10.6	2	0	47t	3/27	88.4	2	11	10	0	L	27-37
10/01	Vikings		DID NOT PLAY (NON-INJURY)															L	13-21
10/08	at Lions	P	0	0	0	0.0	0.0	0.0	0	0	0	0/0	0.0	1	1	1	0	L	24-42
10/15	at Dolphins		DID NOT PLAY (NON-INJURY)															L	21-42
10/29	Texans		DID NOT PLAY (NON-INJURY)															W	15-13
11/05	Colts		DID NOT PLAY (NON-INJURY)															L	13-27
11/09	at Bears		DID NOT PLAY (NON-INJURY)															L	13-16
11/19	Cowboys		DID NOT PLAY (NON-INJURY)															L	10-33
11/26	at Titans		DID NOT PLAY (NON-INJURY)															L	10-17
12/03	at Buccaneers		DID NOT PLAY (NON-INJURY)															L	18-21
12/10	at Saints		DID NOT PLAY (NON-INJURY)															L	6-28
12/17	Falcons		DID NOT PLAY (NON-INJURY)															W	9-7
12/24	Packers		DID NOT PLAY (NON-INJURY)															L	30-33
12/31	at Jaguars		DID NOT PLAY (NON-INJURY)															L	0-26
01/07	Buccaneers		DID NOT PLAY (NON-INJURY)															L	0-9
2023 TOTALS			3-1	58	34	361	58.6	6.2	10.6	2	0	47T	3/27	88.4	3	12	10	0	2-15

2022 GAME-BY-GAME REGULAR-SEASON STATISTICS (SAINTS)

DATE	OPPONENT	P/S	PASSING											RUSHING						W/L	SCORE
			ATT	CMP	YDS	PCT	Y/A	Y/C	TD	INT	LG	SK/YD	RATE	ATT	YDS	LG	TD				
09/11	at Falcons		DID NOT PLAY (NON-INJURY)																	W	27-26
09/18	Buccaneers		DID NOT PLAY (NON-INJURY)																	L	10-20
09/25	at Panthers		DID NOT PLAY (NON-INJURY)																	L	14-22
10/02	Vikings	S	28	20	236	71.4	8.4	11.8	1	0	33	2/9	108.6	1	3	3	0			L	25-28
10/09	Seahawks	S	24	16	187	66.7	7.8	11.7	1	1	54	1/6	86.6	7	4	5	0			W	39-32
10/16	Bengals	S	32	17	162	53.1	5.1	9.5	1	0	20	1/7	77.9	0	0	0	0			L	26-30
10/20	at Cardinals	S	47	30	361	63.8	7.7	12.0	4	3	64	0/0	89.1	4	21	14	0			L	34-42
10/30	Raiders	S	30	22	229	73.3	7.6	10.4	2	0	36t	0/0	117.2	0	0	0	0			W	24-0
11/07	Ravens	S	29	19	210	65.5	7.2	11.1	1	1	41t	4/28	84.0	2	5	3	0			L	13-27
11/13	at Steelers	S	27	17	174	63.0	6.4	10.2	1	2	18	2/17	62.9	3	1	1	0			L	10-20
11/20	Rams	S	25	21	260	84.0	10.4	12.4	3	0	53t	3/32	149.6	2	-2	-1	0			W	27-20
11/27	at 49ers	S	29	18	204	62.1	7.0	11.3	0	0	35	1/7	83.1	4	21	10	0			L	0-13
12/05	at Buccaneers	S	28	20	229	71.4	8.2	11.5	1	0	40	2/18	107.6	1	1	1	0			L	16-17
12/18	Falcons	S	17	11	151	64.7	8.9	13.7	2	0	22t	2/17	132.2	2	1	2	0			W	21-18
12/24	at Browns	S	15	8	92	53.3	6.1	11.5	0	1	29	0/0	44.3	1	-1	-1	0			W	17-10
01/01	at Eagles	S	22	18	205	81.8	9.3	11.4	0	1	58	6/38	86.6	2	-2	-1	0			W	20-10
01/08	Panthers	S	25	15	171	60.0	6.8	11.4	1	0	25t	1/10	93.9	1	2	2	0			L	7-10
2022 TOTALS		14-14	378	252	2,871	66.7	7.6	11.4	18	9	64	25/189	95.2	30	54	14	0			7-10	

2021 GAME-BY-GAME REGULAR-SEASON STATISTICS (BEARS)

DATE	OPPONENT	P/S	PASSING											RUSHING						W/L	SCORE
			ATT	CMP	YDS	PCT	Y/A	Y/C	TD	INT	LG	SK/YD	RATE	ATT	YDS	LG	TD				
09/12	at Rams	S	38	27	206	71.1	5.4	7.6	0	1	19	3/28	72.9	2	13	9	0			L	14-34
09/19	Bengals	S	11	9	56	81.8	5.1	6.2	1	0	17	1/8	118.2	2	25	14	0			W	20-17
09/26	at Browns		ON INACTIVE LIST																	L	6-26
10/03	Lions		ON INACTIVE LIST																	W	24-14
10/10	at Raiders	P	1	1	8	100.0	8.0	8.0	0	0	8	0/0	100.0	0	0	0	0			W	20-9
10/17	Packers		DID NOT PLAY (NON-INJURY)																	L	14-24
10/24	at Buccaneers		DID NOT PLAY (NON-INJURY)																	L	3-38
10/31	49ers		DID NOT PLAY (NON-INJURY)																	L	22-33
11/08	at Steelers		DID NOT PLAY (NON-INJURY)																	L	27-29
11/21	Ravens	P	23	11	201	47.8	8.7	18.3	2	0	60t	1/18	107.3	0	0	0	0			L	13-16
11/25	at Lions	S	39	24	317	61.5	8.1	13.2	1	1	52	1/7	85.1	6	11	9	0			W	16-14
12/05	Cardinals	S	41	26	229	63.4	5.6	8.8	2	4	34	3/12	54.9	2	6	6	0			L	22-33
12/12	at Packers		ON INACTIVE LIST																	L	30-45
12/20	Vikings		RESERVE/COVID-19																	L	9-17
12/26	at Seahawks		ON INACTIVE LIST																	W	25-24
01/02	Giants	S	35	18	173	51.4	4.9	9.6	1	1	23	2/11	63.2	3	14	9	0			W	29-3
01/09	at Vikings	S	48	33	325	68.8	6.8	9.8	1	2	23t	7/59	77.2	1	7	7	0			L	17-31
2021 TOTALS		8-6	236	149	1,515	63.1	6.4	10.2	8	9	60T	18/143	76.9	16	76	14	0			6-11	

2020 GAME-BY-GAME REGULAR-SEASON STATISTICS (COWBOYS)

DATE	OPPONENT	P/S	PASSING											RUSHING						W/L	SCORE
			ATT	CMP	YDS	PCT	Y/A	Y/C	TD	INT	LG	SK/YD	RATE	ATT	YDS	LG	TD				
09/13	at Rams		DID NOT PLAY (NON-INJURY)																	L	17-20
09/20	Falcons	P	1	0	0	0.0	0.0	0.0	0	0	0	0/0	39.6	0	0	0	0			W	40-39
09/27	at Seahawks		DID NOT PLAY (NON-INJURY)																	L	31-38
10/04	Browns		DID NOT PLAY (NON-INJURY)																	L	38-49
10/11	Giants	P	11	9	111	81.8	10.1	12.3	0	0	38	1/5	108.7	1	0	0	0			W	37-34
10/19	Cardinals	S	54	34	266	63.0	4.9	7.8	1	2	27	3/19	65.8	2	4	2	0			L	10-38
10/25	at Football Team	S	19	9	75	47.4	3.9	8.3	0	1	18	3/30	36.1	3	16	6	0			L	3-25
11/01	at Eagles		GAME INACTIVE/INJURY																	L	9-23
11/08	Steelers		RESERVE/COVID-19																	L	19-24
11/22	at Vikings	S	32	22	203	68.8	6.3	9.2	3	1	32	1/7	104.0	3	5	7	0			W	31-28
11/26	Football Team	S	35	25	215	71.4	6.1	8.6	1	1	54t	3/24	84.8	3	17	11	0			L	16-41
12/08	at Ravens	S	48	31	285	64.6	5.9	9.2	2	1	28	1/8	85.9	1	2	2	0			L	17-34
12/13	at Bengals	S	23	16	185	69.6	8.0	11.6	2	0	32	2/14	122.6	1	-1	-1	0			W	30-7
12/20	49ers	S	33	19	209	57.6	6.3	11.0	2	0	45	2/17	96.7	2	8	6	0			W	41-33
12/27	Eagles	S	30	22	377	73.3	12.6	17.1	3	1	69	2/15	134.7	5	15	9	0			W	37-17
01/03	at Giants	S	47	29	244	61.7	5.2	8.4	0	1	21	6/45	66.3	7	48	13	0			L	19-23
2020 TOTALS		11-9	333	216	2,170	64.9	6.5	10.0	14	8	69	24/184	87.3	28	114	13	0			6-10	

2019 GAME-BY-GAME REGULAR-SEASON STATISTICS (BENGALS)

DATE	OPPONENT	P/S	PASSING											RUSHING							SCORE
			ATT	CMP	YDS	PCT	Y/A	Y/C	TD	INT	LG	SK/YD	RATE	ATT	YDS	LG	TD	W/L			
09/08	at Seahawks	S	51	35	418	68.6	8.2	11.9	2	0	55t	5/23	106.5	0	0	0	0	L	20-21		
09/15	49ers	S	42	26	311	61.9	7.4	12.0	2	1	66t	4/20	90.5	2	2	2	0	L	17-41		
09/22	at Bills	S	36	20	250	55.6	6.9	12.5	1	2	33	2/10	63.4	1	1	1t	1	L	17-21		
09/30	at Steelers	S	37	21	171	56.8	4.6	8.1	0	1	23	8/69	57.4	3	8	4	0	L	3-27		
10/06	Cardinals	S	38	27	262	71.1	6.9	9.7	2	0	42t	1/0	107.6	2	5	5	0	L	23-26		
10/13	at Ravens	S	39	21	235	53.8	6.0	11.2	0	1	29	2/18	61.4	1	2	2t	1	L	17-23		
10/20	Jaguars	S	43	22	276	51.2	6.4	12.5	1	3	48	2/18	50.1	4	33	17	1	L	17-27		
10/27	at Rams	S	52	32	329	61.5	6.3	10.3	1	0	52	5/32	86.1	1	4	4	0	L	10-24		
11/10	Ravens		DID NOT PLAY (NON-INJURY)																L	13-49	
11/17	at Raiders		DID NOT PLAY (NON-INJURY)																L	10-17	
11/24	Steelers		DID NOT PLAY (NON-INJURY)																L	10-16	
12/01	Jets	S	37	22	243	59.5	6.6	11.0	1	0	19	1/10	88.0	5	-4	2	0	W	22-6		
12/08	at Browns	S	38	22	262	57.9	6.9	11.9	0	1	24	2/16	68.1	3	11	6	0	L	19-27		
12/15	Patriots	S	31	17	151	54.8	4.9	8.9	1	4	24	0/0	39.2	2	1	2	0	L	13-34		
12/22	at Dolphins	S	56	33	396	58.9	7.1	12.0	4	0	34t	4/25	104.5	0	0	0	0	L	35-38+		
12/29	Browns	S	28	16	190	57.1	6.8	11.9	1	1	28	1/8	75.0	8	10	7	1	W	33-23		
2019 TOTALS	13-13		528	314	3,494	59.5	6.6	11.1	16	14	66T	37/249	78.3	32	73	17	4	2-14			

+ - Overtime

2018 GAME-BY-GAME REGULAR-SEASON STATISTICS (BENGALS)

DATE	OPPONENT	P/S	PASSING											RUSHING							SCORE
			ATT	CMP	YDS	PCT	Y/A	Y/C	TD	INT	LG	SK/YD	RATE	ATT	YDS	LG	TD	W/L			
09/09	at Colts	S	28	21	243	75.0	8.7	11.6	2	1	38t	2/14	109.7	2	8	7	0	W	34-23		
09/13	Ravens	S	42	24	265	57.1	6.3	11.0	4	0	32t	0/0	107.7	0	0	0	0	W	34-23		
09/23	at Panthers	S	46	29	352	63.0	7.7	12.1	2	4	49	2/22	64.8	0	0	0	0	L	21-31		
09/30	at Falcons	S	41	29	337	70.7	8.2	11.6	3	1	39t	3/29	109.5	2	13	11	0	W	37-36		
10/07	Dolphins	S	30	20	248	66.7	8.3	12.4	1	1	31	2/19	89.3	4	10	7	0	W	27-17		
10/14	Steelers	S	42	26	229	61.9	5.5	8.8	2	0	23	3/16	92.3	0	0	0	0	L	21-28		
10/21	at Chiefs	S	29	15	148	51.7	5.1	9.9	1	1	31	2/13	63.6	0	0	0	0	L	10-45		
10/28	Buccaneers	S	34	21	280	61.8	8.2	13.3	2	0	32	2/16	107.5	3	10	8	0	W	37-34		
11/11	Saints	S	20	12	153	60.0	7.7	12.8	1	2	36	4/24	61.0	1	8	8	0	L	14-51		
11/18	at Ravens	S	36	19	211	52.8	5.9	11.1	2	0	32	1/4	89.0	2	29	20	0	L	21-24		
11/25	Browns	S	17	10	100	58.8	5.9	10.0	1	1	17	0/0	70.7	2	21	21	0	L	20-35		
12/02	Broncos		DID NOT PLAY																L	10-24	
12/09	at Chargers		DID NOT PLAY																L	21-26	
12/16	Raiders		DID NOT PLAY																W	30-16	
12/23	at Browns		DID NOT PLAY																L	18-26	
12/30	at Steelers		DID NOT PLAY																L	13-16	
2018 TOTALS		11-11	365	226	2,566	61.9	7.0	11.4	21	11	49	21/157	89.6	16	99	21	0	6-10			

2017 GAME-BY-GAME REGULAR-SEASON STATISTICS (BENGALS)

DATE	OPPONENT	P/S	PASSING											RUSHING							SCORE
			ATT	CMP	YDS	PCT	Y/A	Y/C	TD	INT	LG	SK/YD	RATE	ATT	YDS	LG	TD	W/L			
09/10	Ravens	S	31	16	170	51.6	5.5	10.6	0	4	39	5/26	28.4	1	2	2	0	L	0-20		
09/14	Texans	S	35	20	224	57.1	6.4	11.2	0	0	50	3/11	76.4	2	5	3	0	L	9-13		
09/24	at Packers	S	27	21	212	77.8	7.9	10.1	2	0	21	3/21	124.1	2	-2	-1	0	L	24-27+		
10/01	at Browns	S	30	25	286	83.3	9.5	11.4	4	0	61t	3/22	146.0	4	29	12	0	W	31-7		
10/08	Bills	S	36	22	328	61.1	9.1	14.9	1	2	77t	1/5	77.1	5	2	6	0	W	20-16		
10/22	at Steelers	S	30	17	140	56.7	4.7	8.2	2	2	22	4/32	63.2	3	8	8	0	L	14-29		
10/29	Colts	S	29	17	243	58.6	8.4	14.3	2	0	67	3/25	108.8	3	10	12	0	W	24-23		
11/05	at Jaguars	S	18	10	136	55.6	7.6	13.6	0	0	59	2/17	79.9	3	-1	1	0	L	7-23		
11/12	at Titans	S	35	20	265	57.1	7.6	13.3	2	0	70t	1/10	100.3	1	0	0	0	L	20-24		
11/19	at Broncos	S	25	15	154	60.0	6.2	10.3	3	0	29t	2/13	117.3	3	4	6	0	W	20-17		
11/26	Browns	S	28	18	214	64.3	7.6	11.9	2	0	36	1/5	111.3	4	26	25	0	W	30-16		
12/04	Steelers	S	36	21	234	58.3	6.5	11.1	2	0	27	2/11	96.3	2	19	11	0	L	20-23		
12/10	Bears	S	29	14	141	48.3	4.9	10.1	1	1	20	2/15	59.7	0	0	0	0	L	7-33		
12/17	at Vikings	S	22	11	113	50.0	5.1	10.3	0	2	45	3/17	27.3	0	0	0	0	L	7-34		
12/24	Lions	S	41	27	238	65.9	5.8	8.8	1	1	34	3/16	79.1	3	-1	1	0	W	26-17		
12/31	at Ravens	S	44	23	222	52.3	5.0	9.7	3	0	49t	1/9	89.4	2	-2	-1	0	W	31-27		
2017 TOTALS	16-16		496	297	3,320	59.9	6.7	11.2	25	12	77T	39/255	86.6	38	99	25	0	7-9			

+ - Overtime

2016 GAME-BY-GAME REGULAR-SEASON STATISTICS (BENGALS)

DATE	OPPONENT	P/S	PASSING											RUSHING							SCORE
			ATT	CMP	YDS	PCT	Y/A	Y/C	TD	INT	LG	SK/YD	RATE	ATT	YDS	LG	TD	W/L/T			
09/11	at Jets	S	30	23	366	76.7	12.2	15.9	1	1	54t	7/42	114.0	3	7	5	0	W	23-22		
09/18	at Steelers	S	54	31	366	57.4	6.8	11.8	1	0	29	1/0	84.3	2	7	5	0	L	16-24		
09/25	Broncos	S	31	21	206	67.7	6.6	9.8	0	1	27	4/17	72.8	6	40	15	0	L	17-29		
09/29	Dolphins	S	31	22	296	71.0	9.5	13.5	1	0	51	1/11	111.8	6	-12	0	0	W	22-7		
10/09	at Cowboys	S	41	29	269	70.7	6.6	9.3	2	0	22	4/20	104.6	6	34	13	0	L	14-28		
10/16	at Patriots	S	31	21	254	67.7	8.2	12.1	1	0	32	2/17	103.4	2	17	15	1	L	17-35		
10/23	Browns	S	28	19	308	67.9	11.0	16.2	2	0	48t	3/20	128.3	0	0	0	0	W	31-17		
10/30	Redskins	S	42	27	284	64.3	6.8	10.5	1	1	40	3/21	81.8	4	21	14	1	T	27-27		
11/14	at Giants	S	29	16	204	55.2	7.0	12.8	1	1	71	3/18	74.5	1	15	15	0	L	20-21		
11/20	Bills	S	43	24	207	55.8	4.8	8.6	1	2	21	1/0	57.0	4	10	7	1	L	12-16		
11/27	at Ravens	S	48	26	283	54.2	5.9	10.9	1	0	25	3/22	78.7	3	14	12	0	L	14-19		
12/04	Eagles	S	31	23	332	74.2	10.7	14.4	2	0	50	0/0	130.0	2	9	10	0	W	32-14		
12/11	at Browns	S	28	20	180	71.4	6.4	9.0	2	0	18	4/33	112.2	2	17	9	0	W	23-10		
12/18	Steelers	S	27	16	157	59.3	5.8	9.8	0	1	25	1/11	60.3	1	1	1t	1	L	20-24		
12/24	at Texans	S	41	28	268	68.3	6.5	9.6	1	1	86t	3/24	84.2	0	0	0	0	L	10-12		
01/01	Ravens	S	28	18	226	64.3	8.1	12.6	1	0	31	1/8	101.2	4	4	5	0	W	27-10		
2016 TOTALS			16-16	563	364	4,206	64.7	7.5	11.6	18	8	86T	41/264	91.8	46	184	15	4	6-9-1		

2015 GAME-BY-GAME REGULAR-SEASON STATISTICS (BENGALS)

DATE	OPPONENT	P/S	PASSING											RUSHING							SCORE
			ATT	CMP	YDS	PCT	Y/A	Y/C	TD	INT	LG	SK/YD	RATE	ATT	YDS	LG	TD	W/L			
09/13	at Raiders	S	34	25	269	73.5	7.9	10.8	2	0	31	0/0	115.9	4	1	3	0	W	33-13		
09/20	Chargers	S	26	16	214	61.5	8.2	13.4	3	0	45t	0/0	126.1	5	10	6	0	W	24-19		
09/27	at Ravens	S	32	20	383	62.5	12.0	19.2	3	1	80t	2/11	122.3	5	10	7t	1	W	28-24		
10/04	Chiefs	S	24	17	321	70.8	13.4	18.9	1	0	55t	0/0	127.1	3	16	8	0	W	36-21		
10/11	Seahawks	S	44	30	331	68.2	7.5	11.0	2	1	44	4/21	95.9	7	18	6	1	W	27-24+		
10/18	at Bills	S	33	22	243	66.7	7.4	11.0	3	0	42	0/0	118.6	3	-2	0	0	W	34-21		
11/01	at Steelers	S	38	23	231	60.5	6.1	10.0	1	2	38	3/13	64.7	6	4	5	0	W	16-10		
11/05	Browns	S	27	21	234	77.8	8.7	11.1	3	0	29	2/15	139.8	6	5	6	0	W	31-10		
11/16	Texans	S	38	22	197	57.9	5.2	9.0	0	1	26	4/15	61.0	4	31	11	0	L	6-10		
11/22	at Cardinals	S	39	22	315	56.4	8.1	14.3	2	0	42	4/37	99.8	8	34	12	0	L	31-34		
11/29	Rams	S	27	20	233	74.1	8.6	11.7	3	1	45	0/0	121.4	2	4	5	0	W	31-7		
12/06	at Browns	S	19	14	220	73.7	11.6	15.7	2	0	57	1/6	146.8	4	11	4	1	W	37-3		
12/13	Steelers	S	5	3	59	60.0	11.8	19.7	0	1	24	0/0	61.7	0	0	0	0	L	20-33		
12/20	at 49ers										INACTIVE							W	24-14		
12/28	at Broncos										INACTIVE							L	17-20+		
01/03	Ravens										INACTIVE							W	24-16		
2015 TOTALS			13-13	386	255	3,250	66.1	8.4	12.7	25	7	80T	20/118	106.3	57	142	12	3	12-4		

+ - Overtime

2014 GAME-BY-GAME REGULAR-SEASON STATISTICS (BENGALS)

DATE	OPPONENT	P/S	PASSING											RUSHING							SCORE
			ATT	CMP	YDS	PCT	Y/A	Y/C	TD	INT	LG	SK/YD	RATE	ATT	YDS	LG	TD	W/L/T			
09/07	at Ravens	S	38	25	301	65.8	7.9	12.0	1	0	77t	0/0	98.7	6	3	3	0	W	23-16		
09/14	Falcons	S	23	15	252	65.2	11.0	16.8	1	0	76t	0/0	116.6	3	6	4	0	W	24-10		
09/21	Titans	S	23	15	169	65.2	7.3	11.3	0	1	29	0/0	68.9	3	3	3	0	W	33-7		
10/05	at Patriots	S	24	15	204	62.5	8.5	13.6	2	0	37t	1/8	117.4	2	16	12	0	L	17-43		
10/12	Panthers	S	43	33	323	76.7	7.5	9.8	2	2	34t	1/3	93.5	4	25	20	0	T	37-37+		
10/19	at Colts	S	38	18	126	47.4	3.3	7.0	0	0	32	3/17	55.4	1	0	0	0	L	0-27		
10/26	Ravens	S	28	21	266	75.0	9.5	12.7	0	1	53	2/27	89.3	6	14	5	2	W	27-24		
11/02	Jaguars	S	31	19	233	61.3	7.5	12.3	2	2	36	2/1	79.1	2	11	8	0	W	33-23		
11/06	Browns	S	33	10	86	30.3	2.6	8.6	0	3	18	2/14	2.0	3	8	4	0	L	3-24		
11/16	at Saints	S	22	16	220	72.7	10.0	13.8	3	0	38	1/1	143.9	5	12	11	0	W	27-10		
11/23	at Texans	S	35	24	233	68.6	6.7	9.7	1	1	20	0/0	84.6	7	6	3	0	W	22-13		
11/30	at Buccaneers	S	27	19	176	70.4	6.5	9.3	1	3	30	2/11	60.6	3	7	5t	1	W	14-13		
12/07	Steelers	S	29	21	302	72.4	10.4	14.4	2	0	81t	2/5	128.8	4	22	20t	1	L	21-42		
12/14	at Browns	S	24	14	117	58.3	4.9	8.4	0	1	15	2/14	53.6	2	3	2	0	W	30-0		
12/22	Broncos	S	25	17	146	68.0	5.8	8.6	2	1	22t	0/0	93.1	6	25	10	0	W	37-28		
12/28	at Steelers	S	38	27	244	71.1	6.4	9.0	2	2	19	3/23	83.7	3	8	5	0	L	17-27		
2014 TOTALS			16-16	481	309	3,398	64.2	7.1	11.0	19	17	81T	21/124	83.5	60	169	20T	4	10-5-1		

+ - Overtime

2013 GAME-BY-GAME REGULAR-SEASON STATISTICS (BENGALS)

DATE	OPPONENT	P/S	PASSING											RUSHING							SCORE
			ATT	CMP	YDS	PCT	Y/A	Y/C	TD	INT	LG	SK/YD	RATE	ATT	YDS	LG	TD	W/L			
09/08	at Bears	S	33	26	282	78.8	8.5	10.8	2	2	45t	1/5	97.2	2	2	3	0	L	21-24		
09/16	Steelers	S	45	25	280	55.6	6.2	11.2	1	0	61	0/0	81.7	3	10	4	0	W	20-10		
09/22	Packers	S	28	20	235	71.4	8.4	11.8	2	1	32	4/20	105.5	4	3	4	0	W	34-30		
09/29	at Browns	S	42	23	206	54.8	4.9	9.0	0	1	29	2/3	58.2	4	13	10	0	L	6-17		
10/06	Patriots	S	27	20	212	74.1	7.9	10.6	0	1	28	4/33	81.1	6	25	9	0	W	13-6		
10/13	at Bills	S	40	26	337	65.0	8.4	13.0	3	1	54	3/19	105.9	7	17	6	0	W	27-24+		
10/20	at Lions	S	34	24	372	70.6	10.9	15.5	3	0	82t	1/8	135.9	1	6	6	0	W	27-24		
10/27	Jets	S	30	19	325	63.3	10.8	17.1	5	1	53	1/2	125.7	0	0	0	0	W	49-9		
10/31	at Dolphins	S	53	32	338	60.4	6.4	10.6	0	3	26	5/36	55.4	5	12	10	0	L	20-22+		
11/10	at Ravens	S	51	24	274	47.1	5.4	11.4	2	3	51t	5/30	52.2	6	22	12	0	L	17-20+		
11/17	Browns	S	27	13	93	48.1	3.4	7.2	3	2	25t	0/0	62.7	4	0	1	0	W	41-20		
12/01	at Chargers	S	23	14	190	60.9	8.3	13.6	1	1	50	0/0	83.6	3	9	11	0	W	17-10		
12/08	Colts	S	35	24	275	68.6	7.9	11.5	3	0	29t	0/0	120.5	5	11	8t	1	W	42-28		
12/15	at Steelers	S	44	25	230	56.8	5.2	9.2	2	0	19	1/8	86.4	4	20	9	0	L	20-30		
12/22	Vikings	S	38	27	363	71.1	9.6	13.4	4	0	41	2/18	136.2	1	10	10	0	W	42-14		
12/29	Ravens	S	36	21	281	58.3	7.8	13.4	2	4	53t	0/0	62.2	6	23	9	1	W	34-17		
2013 TOTALS	16-16		586	363	4,293	61.9	7.3	11.8	33	20	82T	29/182	88.8	61	183	12	2	11-5			

+ - Overtime

2012 GAME-BY-GAME REGULAR-SEASON STATISTICS (BENGALS)

DATE	OPPONENT	P/S	PASSING											RUSHING							SCORE
			ATT	CMP	YDS	PCT	Y/A	Y/C	TD	INT	LG	SK/YD	RATE	ATT	YDS	LG	TD	W/L			
09/10	at Ravens	S	37	22	221	59.5	6.0	10.0	0	1	27	4/28	65.3	3	11	6	0	L	13-44		
09/16	Browns	S	31	24	318	77.4	10.3	13.3	3	1	50t	6/23	128.2	3	4	3	0	W	34-27		
09/23	at Redskins	S	27	19	328	70.4	12.1	17.3	3	1	59t	2/16	132.9	2	16	17	0	W	38-31		
09/30	at Jaguars	S	31	20	244	64.5	7.9	12.2	2	1	42	0/0	96.7	6	5	5	1	W	27-10		
10/07	Dolphins	S	43	26	234	60.5	5.4	9.0	1	2	24	3/16	63.5	4	21	12	0	L	13-17		
10/14	at Browns	S	46	31	381	67.4	8.3	12.3	3	3	57t	2/19	87.3	2	5	3	0	L	24-34		
10/21	Steelers	S	28	14	105	50.0	3.8	7.5	1	1	17	0/0	56.4	1	-1	-1	0	L	17-24		
11/04	Broncos	S	42	26	299	61.9	7.1	11.5	1	1	52	5/24	81.3	2	16	11	0	L	23-31		
11/11	Giants	S	30	21	199	70.0	6.6	9.5	4	0	56t	0/0	127.6	2	-2	-1	0	W	31-13		
11/18	at Chiefs	S	29	18	230	62.1	7.9	12.8	2	0	40	2/10	109.8	3	13	11	1	W	28-6		
11/25	Raiders	S	30	16	210	53.3	7.0	13.1	3	0	48	2/16	109.0	4	5	8	0	W	34-10		
12/02	at Chargers	S	38	25	211	65.8	5.6	8.4	1	2	19t	1/0	66.9	4	5	6t	1	W	20-13		
12/09	Cowboys	S	33	20	206	60.6	6.2	10.3	1	1	25	5/16	76.1	1	0	0	0	L	19-20		
12/13	at Eagles	S	27	13	127	48.1	4.7	9.8	1	0	19	6/35	74.2	8	18	11t	1	W	34-13		
12/23	at Steelers	S	41	24	278	58.5	6.8	11.6	0	2	25	6/25	58.8	0	0	0	0	W	13-10		
12/30	Ravens	S	15	10	78	66.7	5.2	7.8	1	0	17	2/1	101.5	2	4	3	0	W	23-17		
2012 TOTALS	16-16		528	329	3,669	62.3	6.9	11.2	27	16	59T	46/229	87.4	47	120	17	4	10-6			

2011 GAME-BY-GAME REGULAR-SEASON STATISTICS (BENGALS)

DATE	OPPONENT	P/S	PASSING											RUSHING							SCORE
			ATT	CMP	YDS	PCT	Y/A	Y/C	TD	INT	LG	SK/YD	RATE	ATT	YDS	LG	TD	W/L			
09/11	at Browns	S	15	10	81	66.7	5.4	8.1	1	0	22	3/11	102.4	0	0	0	0	W	27-17		
09/18	at Broncos	S	41	27	332	65.9	8.1	12.3	2	0	84	2/22	107.0	2	3	5	0	L	22-24		
09/25	49ers	S	32	17	157	53.1	4.9	9.2	0	2	22	1/8	40.8	1	5	5	0	L	8-13		
10/02	Bills	S	36	18	298	50.0	8.3	16.6	1	2	58	2/11	64.4	3	12	6	1	W	23-20		
10/09	at Jaguars	S	33	21	179	63.6	5.4	8.5	2	1	37t	2/17	85.3	0	0	0	0	W	30-20		
10/16	Colts	S	32	25	264	78.1	8.3	10.6	1	0	32	0/0	111.5	2	-1	0	0	W	27-17		
10/30	at Seahawks	S	29	18	168	62.1	5.8	9.3	2	2	43t	1/8	72.2	2	3	3	0	W	34-12		
11/06	at Titans	S	39	22	217	56.4	5.6	9.9	3	0	25	1/7	97.9	3	4	3	0	W	24-17		
11/13	Steelers	S	30	15	170	50.0	5.7	11.3	2	2	36t	0/0	61.8	0	0	0	0	L	17-24		
11/20	at Ravens	S	45	24	373	53.3	8.3	15.5	1	3	49t	2/9	60.7	4	32	11	0	L	24-31		
11/27	Browns	S	31	21	270	67.7	8.7	12.9	1	0	51	2/13	105.6	6	23	7	0	W	23-20		
12/04	at Steelers	S	24	11	135	45.8	5.6	12.3	1	0	43	3/24	77.6	2	6	4	0	L	7-35		
12/11	Texans	S	28	16	189	57.1	6.8	11.8	1	0	36	1/5	89.7	1	2	2	0	L	19-20		
12/18	at Rams	S	26	15	179	57.7	6.9	11.9	0	1	55	1/6	62.8	2	-2	-1	0	W	20-13		
12/24	Cardinals	S	31	18	154	58.1	5.0	8.6	2	0	19t	2/18	92.7	5	48	17	0	W	23-16		
01/01	Ravens	S	44	22	232	50.0	5.3	10.5	0	0	31	1/1	65.7	4	17	13	0	L	16-24		
2011 TOTALS	16-16		516	300	3,398	58.1	6.6	11.3	20	13	84	24/160	80.4	37	152	17	1	9-7			

2015 GAME-BY-GAME POSTSEASON STATISTICS (BENGALS)

PASSING														RUSHING					
DATE	OPPONENT	P/S	ATT	CMP	YDS	PCT	Y/A	Y/C	TD	INT	LG	SK/YD	RATE	ATT	YDS	LG	TD	W/L	SCORE
01/09	Steelers		INACTIVE															L	16-18
2015 TOTALS		0-0	0	0	0	0.0	0.0	0.0	0	0	0	0/0	0.0	0	0	0	0	0-1	

2014 GAME-BY-GAME POSTSEASON STATISTICS (BENGALS)

PASSING														RUSHING					
DATE	OPPONENT	P/S	ATT	CMP	YDS	PCT	Y/A	Y/C	TD	INT	LG	SK/YD	RATE	ATT	YDS	LG	TD	W/L	SCORE
01/04	at Colts	S	35	18	155	51.4	4.4	8.6	0	0	26	3/11	63.4	4	34	16	0	L	10-26
2014 TOTALS		1-1	35	18	155	51.4	4.4	8.6	0	0	26	3/11	63.4	4	34	16	0	0-1	

2013 GAME-BY-GAME POSTSEASON STATISTICS (BENGALS)

PASSING														RUSHING					
DATE	OPPONENT	P/S	ATT	CMP	YDS	PCT	Y/A	Y/C	TD	INT	LG	SK/YD	RATE	ATT	YDS	LG	TD	W/L	SCORE
01/05	Chargers	S	51	29	334	56.9	6.5	11.5	1	2	49	3/8	67.0	5	26	12	0	L	10-27
2013 TOTALS		1-1	51	29	334	56.9	6.5	11.5	1	2	49	3/8	67.0	5	26	12	0	0-1	

2012 GAME-BY-GAME POSTSEASON STATISTICS (BENGALS)

PASSING														RUSHING					
DATE	OPPONENT	P/S	ATT	CMP	YDS	PCT	Y/A	Y/C	TD	INT	LG	SK/YD	RATE	ATT	YDS	LG	TD	W/L	SCORE
01/05	at Texans	S	30	14	127	46.7	4.2	9.1	0	1	45	2/9	44.7	4	15	12	0	L	13-19
2012 TOTALS		1-1	30	14	127	46.7	4.2	9.1	0	1	45	2/9	44.7	4	15	12	0	0-1	

2011 GAME-BY-GAME POSTSEASON STATISTICS (BENGALS)

PASSING														RUSHING					
DATE	OPPONENT	P/S	ATT	CMP	YDS	PCT	Y/A	Y/C	TD	INT	LG	SK/YD	RATE	ATT	YDS	LG	TD	W/L	SCORE
01/07	at Texans	S	42	27	257	64.3	6.1	9.5	0	3	36	4/33	51.4	3	17	15	0	L	10-31
2011 TOTALS		1-1	42	27	257	64.3	6.1	9.5	0	3	36	4/33	51.4	3	17	15	0	0-1	



RICO
DOWDLE

RUNNING BACK | (DOWD-III)

5

Hometown: Asheville, N.C.

College: South Carolina

Acquired: FA-25

HT5'11"

WT218

AGE27

1

5

PANTHERS

CAREER HIGHLIGHTS

- Has appeared in 52 games with 15 starts...Rushed 331 times for 1,464 yards with four touchdowns and caught 56 passes for 393 yards with five touchdowns...Also adds six special teams tackles (two solo) and 10 kick returns for 238 yards.
- In one playoff game for Dallas (Wild Card against Green Bay, 1/4/24), rushed twice for 11 yards and caught two passes for 14 yards.
- Recorded first-1,000 yard season in 2024 with the Cowboys, becoming the first undrafted player in franchise history to reach that mark.
- In 2024, had three consecutive 100-yard games (Weeks 13-15), becoming the first undrafted player in the NFL to rush for 100 yards in three straight games since Arian Foster (2014, Weeks 5-8).
- Was one of just three undrafted rookies to make the Cowboys 53-man roster out of training camp in 2020.

YEAR-BY-YEAR

- 2024:** Played in 16 games (15 starts) for Dallas...Set career highs in carries (235), rushing yards (1,079), yards per carry (4.6), receptions (39), receiving yards (249), and receiving touchdowns (three), while tying a career-high with two rushing touchdowns...Became just the 19th undrafted player (32 total occurrences) to rush for 1,000+ yards in a season...Rushed for 100+ yards four times, including three consecutive games (Weeks 13-15), becoming the first undrafted player to do so in three straight games since Arian Foster (2014)...Posted a career-high 149 rushing yards at the Panthers (12/15)...From Weeks 9-18, gained 833 yards on the ground, the fifth-most in the NFL, and ranked second with 628 yards after contact, trailing only Saquon Barkley (643).
- 2023:** Appeared in 16 games for Dallas...Finished second on the team with 89 rushes for 361 yards and two touchdowns, and caught 17 passes for 144 yards and two touchdowns...Compiled (then) career-highs in carries (12), rushing yards (79) and rushing long (21) along with first career rushing touchdown vs. the New York Giants (11/12), while also returning one kickoff 11 yards and posting a tackle on special teams...Made postseason debut vs. Green Bay (1/14/24), and rushed twice for 11 yards and caught two passes for 14 yards.
- 2022:** Played in five games on special teams for the Cowboys...Finished with one special teams tackle before being placed on injured reserve.
- 2021:** Spent the season on injured reserve after suffering a hip injury in the preseason.
- 2020:** Played in 15 games for Dallas, mostly on special teams...Rushed seven times for 24 yards, returned four kickoffs for 152 yards and logged three special teams tackles...Made NFL debut playing on special teams in the opener at the Rams...Logged first NFL stats, rushing three times for 13 yards vs. Arizona (10/19)...Returned first career kickoff 64 yards vs. Pittsburgh (11/8)...Was one of just three undrafted rookies to make the 53-man roster out of training camp.

PANTHERS

TRANSACTIONS

- Signed as an undrafted free agent by the Dallas Cowboys (4/27/20)...Re-signed with the Dallas Cowboys (3/12/23)...Re-signed with the Dallas Cowboys (3/19/24)...Signed with the Carolina Panthers (3/12/25).

PANTHERS

COLLEGE

- In four years at South Carolina, started 29-of-39 games played and rushed for 2,167 yards and 16 touchdowns on 428 carries...Also caught 62 passes for 483 yards and three touchdowns...As a senior, rushed for 498 yards and four scores on 106 carries and caught 22 passes for 167 yards, starting 10-of-12 games...Led the team with 654 yards while adding four touchdowns on 123 carries (5.3 avg.) and caught 14 passes for 133 yards and one score, starting eight-of-12 games as a junior...Played in eight games with four starts as a sophomore and was third on the team with 241 yards on 66 carries with two touchdowns...Started seven-of-nine games played as a true freshman and led the team with 133 carries for 764 yards with six touchdowns...Also caught 15 passes for 55 yards with one score.

PANTHERS

PAW PRINTS

- Earned all-state and PARADE All-America honors as a senior at A.C. Reynolds High School in Asheville, N.C...Rushed for 2,545 yards and 51 touchdowns in final prep campaign...Has a daughter, Araiya...Graduated with a degree in retailing.
- As a senior in high school, was switched to quarterback...The offense still operated under a rush-first mentality, using him as a duel-threat weapon...As a result, set a Western North Carolina record for most touchdowns responsible for, with 63 total...Ran for 51 touchdowns, added 11 passing touchdowns and even caught a pass for a score.

RICO DOWDLE'S NFL REGULAR SEASON RUSHING/RECEIVING STATISTICS

DATE	TEAM	RUSHING							RECEIVING				
		GP	GS	NO.	YDS.	AVG.	LG	TD	NO.	YDS.	AVG.	LG	TD
2020	Cowboys	15	0	7	24	3.4	7	0	0	0	0.0	0	0
2021	Cowboys	0	0	0	0	0.0	0	0	0	0	0.0	0	0
2022	Cowboys	5	0	0	0	0.0	0	0	0	0	0.0	0	0
2023	Cowboys	16	0	89	361	4.1	21	2	17	144	8.5	32	2
2024	Cowboys	16	15	235	1,079	4.6	27	2	39	249	6.4	22t	3
NFL TOTALS		52	15	331	1,464	4.4	27	4	56	393	7.0	32	5

RICO DOWDLE'S NFL POSTSEASON RUSHING/RECEIVING STATISTICS

DATE	TEAM	RUSHING							RECEIVING				
		GP	GS	NO.	YDS.	AVG.	LG	TD	NO.	YDS.	AVG.	LG	TD
2021	Cowboys	0	0	0	0	0.0	0	0	0	0	0.0	0	0
2022	Cowboys	0	0	0	0	0.0	0	0	0	0	0.0	0	0
2023	Cowboys	1	0	2	11	5.5	9	0	2	14	7.0	10	0
NFL TOTALS		1	0	2	11	5.5	9	0	2	14	7.0	10	0

RICO DOWDLE'S NFL REGULAR SEASON RETURN STATISTICS

DATE	TEAM	KICKOFF RETURNS						PUNT RETURNS					
		RET.	YDS.	AVG.	LG	TD	NO.	FC	YDS.	AVG.	LG	TD	TD
2020	Cowboys	4	152	38.0	64	0	0	0	0	0.0	0	0	0
2021	Cowboys	0	0	0.0	0	0	0	0	0	0.0	0	0	0
2022	Cowboys	0	0	0.0	0	0	0	0	0	0.0	0	0	0
2023	Cowboys	6	86	14.3	31	0	0	0	0	0.0	0	0	0
2024	Cowboys	0	0	0.0	0	0	0	0	0	0.0	0	0	0
NFL TOTALS		10	238	23.8	64	0	0	0	0	0.0	0	0	0

SINGLE-GAME HIGHS: RUSHING/RECEIVING

- Rush Attempts

Rushing Yards

Rushing Average

Longest Runs

Rushing TDs
- 25 at Carolina Panthers, Dec 15, 2024

149 at Carolina Panthers, Dec 15, 2024

7.3 vs. Cincinnati Bengals, Dec 09, 2024

27 vs. Cincinnati Bengals, Dec 09, 2024

1 vs. Washington Commanders, Jan 05, 2025
- ...3 more at 1.
- Receptions

Receiving Yards

Receiving Average

Longest Receptions
- 5 at Atlanta Falcons, Nov 03, 2024

54 at Washington Commanders, Jan 07, 2024

18.0 at Washington Commanders, Jan 07, 2024

32 at Washington Commanders, Jan 07, 2024
- ...1 more at 5.
- SINGLE-GAME HIGHS - POSTSEASON: RUSHING/RECEIVING

Rush Attempts

Rushing Yards

Longest Runs

Receptions
- 2 vs. Green Bay Packers, Jan 14, 2024

11 vs. Green Bay Packers, Jan 14, 2024

9 vs. Green Bay Packers, Jan 14, 2024

2 vs. Green Bay Packers, Jan 14, 2024

2 vs. Green Bay Packers, Jan 14, 2024
- 2 vs. Green Bay Packers, Jan 14, 2024

- Receiving TDs

All-Purpose Yards

Kickoff Returns

Kickoff Return Yards

Longest Kickoff Return

Kickoff Return Average

Special Teams Tackles

Most TDs
- 1 at Pittsburgh Steelers, Oct 06, 2024

...3 more at 1.

149 at Carolina Panthers, Dec 15, 2024

3 vs. San Francisco 49ers, Dec 20, 2020

88 vs. San Francisco 49ers, Dec 20, 2020

64 vs. Pittsburgh Steelers, Nov 08, 2020

29.3 vs. San Francisco 49ers, Dec 20, 2020

2 at New York Giants, Jan 03, 2021

1 vs. Washington Commanders, Jan 05, 2025

...8 more at 1.
- Scrimmage Yards

Receiving Yards

Longest Receptions

All-Purpose Yards
- 149 at Carolina Panthers, Dec 15, 2024

14 vs. Green Bay Packers, Jan 14, 2024

10 vs. Green Bay Packers, Jan 14, 2024

4 vs. Green Bay Packers, Jan 14, 2024

25 vs. Green Bay Packers, Jan 14, 2024

100-YARD RUSHING GAMES (4): REGULAR SEASON

DATE	TEAM	ATT.	YDS.	AVG.	LG	TD
11/28/24	GIANTS	22	112	5.1	22	1
12/09/24	BENGALS	18	131	7.3	27	0
12/15/24	at Panthers	25	149	6.0	12	0
12/29/24	at Eagles	23	104	4.5	17	0

2024 GAME-BY-GAME REGULAR-SEASON STATISTICS (COWBOYS)

DATE	OPPONENT	P/S	RUSHING					RECEIVING					W/L	SCORE
			NO.	YDS.	AVG.	LG	TD	NO.	YDS.	AVG.	LG	TD		
09/08	at Browns	P	8	26	3.3	10	0	1	6	6.0	6	0	W	33-17
09/15	Saints	S	7	30	4.3	7	0	4	29	7.3	9	0	L	19-44
09/22	Ravens	S	8	32	4.0	6	0	3	24	8.0	18	0	L	25-28
09/26	at Giants	S	11	46	4.2	9	0	1	15	15.0	15t	1	W	20-15
10/06	at Steelers	S	20	87	4.4	13	0	2	27	13.5	22t	1	W	20-17
10/13	Lions	S	5	25	5.0	12	0	5	30	6.0	15	0	L	9-47
10/27	at 49ers		GAME INACTIVE/INJURY										L	24-30
11/03	at Falcons	S	12	75	6.3	15	0	5	32	6.4	13	1	L	21-27
11/10	Eagles	S	12	53	4.4	19	0	3	3	1.0	2	0	L	6-34
11/18	Texans	S	10	28	2.8	9	0	2	6	3.0	5	0	L	10-34
11/24	at Commanders	S	19	86	4.5	9	0	3	12	4.0	10	0	W	34-26
11/28	Giants	S	22	112	5.1	22	1	3	11	3.7	6	0	W	27-20
12/09	Bengals	S	18	131	7.3	27	0	1	10	10.0	10	0	L	20-27
12/15	at Panthers	S	25	149	6.0	12	0	0	0	0.0	0	0	W	30-14
12/22	Buccaneers	S	13	23	1.8	6	0	3	28	9.3	10	0	W	26-24
12/29	at Eagles	S	23	104	4.5	17	0	1	4	4.0	4	0	L	7-41
01/05	Commanders	S	22	72	3.3	10	1	2	12	6.0	12	0	L	19-23
2024 TOTALS		16-15	235	1,079	4.6	27	2	39	249	6.4	22T	3	7-10	

2023 GAME-BY-GAME REGULAR-SEASON STATISTICS (COWBOYS)

DATE	OPPONENT	P/S	RUSHING					RECEIVING					W/L	SCORE
			NO.	YDS.	AVG.	LG	TD	NO.	YDS.	AVG.	LG	TD		
09/10	at Giants	P	6	24	4.0	10	0	0	0	0.0	0	0	W	40-0
09/17	Jets	P	7	26	3.7	9	0	1	17	17.0	17	0	W	30-10
09/24	at Cardinals	P	4	21	5.3	10	0	3	25	8.3	15t	1	L	16-28
10/01	Patriots	P	3	9	3.0	9	0	1	8	8.0	8	0	W	38-3
10/08	at 49ers	P	5	15	3.0	8	0	0	0	0.0	0	0	L	10-42
10/16	at Chargers	P	3	12	4.0	7	0	0	0	0.0	0	0	W	20-17
10/29	Rams	P	5	18	3.6	7	0	2	7	3.5	5	0	W	43-20
11/05	at Eagles	P	2	8	4.0	5	0	0	0	0.0	0	0	L	23-28
11/12	Giants	P	12	79	6.6	21	1	0	0	0.0	0	0	W	49-17
11/19	at Panthers	P	8	23	2.9	11	0	2	-3	-1.5	-1	0	W	33-10
11/23	Commanders	P	3	11	3.7	7	0	1	15	15.0	15t	1	W	45-10
11/30	Seahawks	P	5	15	3.0	8	0	1	7	7.0	7	0	W	41-35
12/10	Eagles	P	12	46	3.8	9	1	1	6	6.0	6	0	W	33-13
12/17	at Bills	P	3	4	1.3	5	0	2	8	4.0	4	0	L	10-31
12/24	at Dolphins	P	2	4	2.0	4	0	0	0	0.0	0	0	L	20-22
12/30	Lions		GAME INACTIVE/INJURY										W	20-19
01/07	at Commanders	P	9	46	5.1	20	0	3	54	18.0	32	0	W	38-10
2023 TOTALS		16-0	89	361	4.1	21	2	17	144	8.5	32	2	12-5	

2022 GAME-BY-GAME REGULAR-SEASON STATISTICS (COWBOYS)

RUSHING								RECEIVING							
DATE	OPPONENT	P/S	NO.	YDS.	AVG.	LG	TD	NO.	YDS.	AVG.	LG	TD	W/L	SCORE	
09/11	Buccaneers	P	0	0	0.0	0	0	0	0	0.0	0	0	L	3-19	
09/18	Bengals	P	0	0	0.0	0	0	0	0	0.0	0	0	W	20-17	
09/26	at Giants	P	0	0	0.0	0	0	0	0	0.0	0	0	W	23-16	
10/02	Commanders	P	0	0	0.0	0	0	0	0	0.0	0	0	W	25-10	
10/09	at Rams	P	0	0	0.0	0	0	0	0	0.0	0	0	W	22-10	
10/16	at Eagles							INJURED RESERVE					L	17-26	
10/23	Lions							INJURED RESERVE					W	24-6	
10/30	Bears							INJURED RESERVE					W	49-29	
11/13	at Packers							INJURED RESERVE					L	28-31+	
11/20	at Vikings							INJURED RESERVE					W	40-3	
11/24	Giants							INJURED RESERVE					W	28-20	
12/04	Colts							INJURED RESERVE					W	54-19	
12/11	Texans							INJURED RESERVE					W	27-23	
12/18	at Jaguars							INJURED RESERVE					L	34-40+	
12/24	Eagles							INJURED RESERVE					W	40-34	
12/29	at Titans							INJURED RESERVE					W	27-13	
01/08	at Commanders							INJURED RESERVE					L	6-26	
2022 TOTALS		5-0	0	0	0.0	0	0	0	0	0.0	0	0	12-5		
+ - Overtime															

2021 GAME-BY-GAME REGULAR-SEASON STATISTICS (COWBOYS)

RUSHING								RECEIVING						
DATE	OPPONENT	P/S	NO.	YDS.	AVG.	LG	TD	NO.	YDS.	AVG.	LG	TD	W/L	SCORE
09/09	at Buccaneers							INJURED RESERVE					L	29-31
09/19	at Chargers							INJURED RESERVE					W	20-17
09/27	Eagles							INJURED RESERVE					W	41-21
10/03	Panthers							INJURED RESERVE					W	36-28
10/10	Giants							INJURED RESERVE					W	44-20
10/17	at Patriots							INJURED RESERVE					W	35-29+
10/31	at Vikings							INJURED RESERVE					W	20-16
11/07	Broncos							INJURED RESERVE					L	16-30
11/14	Falcons							INJURED RESERVE					W	43-3
11/21	at Chiefs							INJURED RESERVE					L	9-19
11/25	Raiders							INJURED RESERVE					L	33-36+
12/02	at Saints							INJURED RESERVE					W	27-17
12/12	at Football Team							INJURED RESERVE					W	27-20
12/19	at Giants							INJURED RESERVE					W	21-6
12/26	Football Team							INJURED RESERVE					W	56-14
01/02	Cardinals							INJURED RESERVE					L	22-25
01/08	at Eagles							INJURED RESERVE					W	51-26
2021 TOTALS		0-0	0	0	0.0	0	0	0	0	0.0	0	0	12-5	
+ - Overtime														

2020 GAME-BY-GAME REGULAR-SEASON STATISTICS (COWBOYS)

DATE	OPPONENT	P/S	RUSHING					RECEIVING					W/L	SCORE
			NO.	YDS.	AVG.	LG	TD	NO.	YDS.	AVG.	LG	TD		
09/13	at Rams	P	0	0	0.0	0	0	0	0	0.0	0	0	L	17-20
09/20	Falcons		DID NOT PLAY (NON-INJURY)										W	40-39
09/27	at Seahawks	P	0	0	0.0	0	0	0	0	0.0	0	0	L	31-38
10/04	Browns	P	0	0	0.0	0	0	0	0	0.0	0	0	L	38-49
10/11	Giants	P	0	0	0.0	0	0	0	0	0.0	0	0	W	37-34
10/19	Cardinals	P	3	13	4.3	7	0	0	0	0.0	0	0	L	10-38
10/25	at Football Team	P	0	0	0.0	0	0	0	0	0.0	0	0	L	3-25
11/01	at Eagles	P	0	0	0.0	0	0	0	0	0.0	0	0	L	9-23
11/08	Steelers	P	0	0	0.0	0	0	0	0	0.0	0	0	L	19-24
11/22	at Vikings	P	0	0	0.0	0	0	0	0	0.0	0	0	W	31-28
11/26	Football Team	P	0	0	0.0	0	0	0	0	0.0	0	0	L	16-41
12/08	at Ravens	P	0	0	0.0	0	0	0	0	0.0	0	0	L	17-34
12/13	at Bengals	P	0	0	0.0	0	0	0	0	0.0	0	0	W	30-7
12/20	49ers	P	4	11	2.8	5	0	0	0	0.0	0	0	W	41-33
12/27	Eagles	P	0	0	0.0	0	0	0	0	0.0	0	0	W	37-17
01/03	at Giants	P	0	0	0.0	0	0	0	0	0.0	0	0	L	19-23
2020 TOTALS		15-0	7	24	3.4	7	0	0	0	0.0	0	0	6-10	

2023 GAME-BY-GAME POSTSEASON STATISTICS (COWBOYS)

DATE	OPPONENT	P/S	RUSHING					RECEIVING					TD	W/L	SCORE
			NO.	YDS.	AVG.	LG	TD	NO.	YDS.	AVG.	LG	TD			
01/14	Packers	P	2	11	5.5	9	0	2	14	7.0	10	0	0	L	32-48
2023 TOTALS			1-0	2	11	5.5	9	0	2	14	7.0	10	0	0-1	

2022 GAME-BY-GAME POSTSEASON STATISTICS (COWBOYS)

RUSHING								RECEIVING							
DATE	OPPONENT	P/S	NO.	YDS.	AVG.	LG	TD	NO.	YDS.	AVG.	LG	TD	W/L	SCORE	
01/16	at Buccaneers		INJURED RESERVE											W	31-14
01/22	at 49ers		INJURED RESERVE											L	12-19
2022 TOTALS		0-0	0	0	0.0	0	0	0	0	0.0	0	0	1-1		

2021 GAME-BY-GAME POSTSEASON STATISTICS (COWBOYS)

DATE	OPPONENT	P/S	RUSHING					RECEIVING					TD	W/L	SCORE
			NO.	YDS.	AVG.	LG	TD	NO.	YDS.	AVG.	LG	TD			
01/16	49ers		INJURED RESERVE											L	17-23
2021 TOTALS		0-0	0	0	0.0	0	0	0	0	0.0	0	0	0-1		



IKEM
EKWONU

79

TACKLE | (EE-keem eck-WAHN-oo)

Hometown: Charlotte, N.C.

College: NC State

Acquired: D1-22

HT6'4"

WT320

AGE24

4

4

PANTHERS

CAREER HIGHLIGHTS

- In 49 career games, has made 49 starts, all at left tackle...Has missed just two games in his first three seasons, the third fewest of any left tackle in that span.
- Played every offensive snap in 2023 for the Panthers.

YEAR-BY-YEAR

- **2024:** Started at left tackle in all 15 games played for Carolina...Didn't commit a holding penalty after Week 8 against Denver (10/27)...Helped lead the way for 1,000-yard rusher Chuba Hubbard.
- **2023:** Started 17 games for the Panthers at left tackle, while playing every snap.
- **2022:** As a rookie for the Panthers, started all 17 games at left tackle...the Panthers had just two different starting five combinations up front in 2022 (not including jumbo packages)...Since Week 7, the offensive line helped Carolina ranked fifth league-wide in rushing attempts (359), fourth in rushing yards (1,668), and tenth in yards per rush (4.65), in addition to being tied for third fewest sacks allowed (17), ranking tenth in sack percentage per passing attempt (5.8%) and eighth in average time to throw for a quarterback (2.94 seconds)...In Week 16 against the Lions, the offensive line played an integral role in the offense rushing for a new franchise best 320 yards (previous high was 299 vs Tampa Bay, 12/8/08) and recording the most total net yards as an offense with 570 (previous high was 548 vs Miami, 11/13/17).

PANTHERS

TRANSACTIONS

- Selected by the Carolina Panthers in the first round (6th overall) of the 2022 NFL Draft (4/28/22)...Fifth-year option picked up by the Carolina Panthers (4/26/25).

PANTHERS

COLLEGE

- Played three seasons at N.C. State, starting 31 games for the Wolfpack from 2019-21...Earned first team AP All-American honors and All-ACC first team accolades in 2021...Was a finalist for the Outland Trophy for college football's best offensive lineman...Earned a PFF grade of 93.8 in run-blocking in 2021, ranking second-best among qualified FBS offensive linemen...One of the seven "can't-miss-prospects" from Next Gen Stats in 2022 Draft...Allowed just three sacks in 2021 (PFF) and led the team in pancake blocks with 67...Garnered third team All-ACC honors in 2020...Earned PFF Freshman All-America honors in 2019.

PANTHERS

PAW PRINTS

- Full name is Ikemefuna (meaning "my effort will not be in vain") Patrick Ekwonu...Went to Providence Day High School in Charlotte, N.C...Twin brother, Osita, played linebacker at Notre Dame...A native of Charlotte, N.C.

IKEM EKWONU'S NFL REGULAR SEASON STATISTICS

DATE	TEAM	GP	GS
2022	Panthers	17	17
2023	Panthers	17	17
2024	Panthers	15	15
NFL TOTALS		49	49



AKAYLEB
EVANS

CORNERBACK | (ay-KAY-leb)

29

Hometown: McKinney, Texas

College: Missouri

Acquired: WV-24 MIN

HT6'2"

WT198

AGE26

2

4

PANTHERS

CAREER HIGHLIGHTS

- In 34 games, has made 18 starts...Recorded 89 tackles (70 solo) with 10 passes defended, one interception, four forced fumbles and three tackles for loss...Also added four special teams tackles (two solo).
- In 2023, was tied for fourth in the NFL in forced fumbles among all defensive backs (three).
- Recorded first interception of career in Week 15 of 2023 against Cincinnati (12/16)...Also tied a career-high with two passes defended.

YEAR-BY-YEAR

- 2024:** Appeared in seven games with Minnesota before being waived (11/23)...Claimed by the Panthers and played two games (one start)...In 11 games total, had three tackles (all solo) on defense and one pass defended...Added two special teams tackles (one solo)...Made his Panthers debut in at Tampa Bay (12/29).
- 2023:** Started all 15 games played for Minnesota...Registered a career-high 65 tackles (49 solo), one interception, seven passes defended and three forced fumbles - tied for fourth in the NFL among all defensive backs...Recorded a career-high two passes defended vs. Tampa Bay (9/10)...Against the Los Angeles Chargers (9/24), recorded a season-high 11 tackles (seven solo) and added a forced fumble...Tallied seven tackles and a forced fumble at Chicago (10/15) and again recorded the exact stat line at Atlanta (11/5), forcing a fumble on Bijan Robinson...At Cincinnati (12/16), recorded first interception of career and had four tackles and two passes defended, tying his single-game high.
- 2022:** Played 10 games (two starts) for Minnesota before he was placed on injured reserve (12/7)...Made his NFL debut vs. Green Bay (9/11), tallying one tackle on defense...Recorded first career tackle for loss, finishing with two, and first career pass defended, breaking up a pass on a fourth down attempt at Washington (11/6)...Started first career game at Buffalo (11/13) and totaled six tackles (all solo) and forced first career fumble

PANTHERS

TRANSACTIONS

- Selected by the Minnesota Vikings in the fourth round (118th overall) of the 2022 NFL Draft (4/30/22)...Waived by the Minnesota Vikings (11/23/24)...Claimed off waivers by the Carolina Panthers (11/25/24).

PANTHERS

COLLEGE

Five-year defensive back with played at Tulsa (2017-20) before finishing his college career at Missouri (2021)...In his lone season with the Tigers (2021), appeared in 11 games (eight starts) and racked up 30 tackles on the season (27 solo), six pass breakups, two forced fumbles, a tackle for a loss, and an interception.

AKAYLEB EVANS' NFL REGULAR SEASON DEFENSIVE STATISTICS

DATE	TEAM	GP	GS	TACKLES								INTERCEPTIONS						O. FUMB				ST				MISC			
				TK	S	A	TFL	YDS	SK	YDS	QBH	NO	YDS	LG	TD	PD	FF	FR	TD	YDS	TK	S	A	FF	FR	S	A	FF	FR
2022	Vikings	10	2	21	18	3	3	2	0.0	0.0	0	0	0	0	0	2	1	0	0	0	2	1	1	0	0	0	0	0	0
2023	Vikings	15	15	65	49	16	0	0	0.0	0.0	0	1	1	1	0	7	3	0	0	0	0	0	0	0	0	0	0	0	0
2024	Vikings	7	0	0	0	0	0	0	0.0	0.0	0	0	0	0	0	0	0	0	0	0	0	2	1	1	0	0	0	0	0
2024	Panthers	2	1	3	3	0	0	0	0.0	0.0	0	0	0	0	0	1	0	0	0	0	0	0	0	0	0	0	0	0	0
2024	TOTAL	9	1	3	3	0	0	0	0.0	0.0	0	0	0	0	0	1	0	0	0	0	0	2	1	1	0	0	0	0	0
NFL TOTALS		34	18	89	70	19	3	2	0.0	0.0	0	1	1	1	0	10	4	0	0	0	0	4	2	2	0	0	0	0	0

SINGLE-GAME HIGHS: DEFENSIVE

Total Tackles 11 vs. Los Angeles Chargers, Sep 24, 2023
Solo Tackles 7 vs. Los Angeles Chargers, Sep 24, 2023
Passes Defended 2 at Cincinnati Bengals, Dec 16, 2023
...1 more at 2.

Forced Fumbles 1 at Atlanta Falcons, Nov 05, 2023
...3 more at 1.
Interceptions 1 at Cincinnati Bengals, Dec 16, 2023
Interception Return Yards 1 at Cincinnati Bengals, Dec 16, 2023

2024 GAME-BY-GAME REGULAR-SEASON STATISTICS (VIKINGS/PANTHERS)

TACKLES										INTERCEPTIONS					O. FUMB				ST			MISC						
DATE	OPPONENT	P/S	TK	S	A	SK	YDS	TFL	YDS	QBH	NO	YDS	LG	TD	PD	FF	FR	TD	YDS	TK	S	A	FF	FR	S	A	W/L	SCORE
09/08	at Giants	P	0	0	0	0.0	0.0	0	0	0	0	0	0	0	0	0	0	0	0	0	0	0	0	0	0	0	W	28-6
09/15	49ers	P	0	0	0	0.0	0.0	0	0	0	0	0	0	0	0	0	0	0	0	1	0	1	0	0	0	0	W	23-17
09/22	Texans	P	0	0	0	0.0	0.0	0	0	0	0	0	0	0	0	0	0	0	0	0	0	0	0	0	0	0	W	34-7
09/29	at Packers	P	0	0	0	0.0	0.0	0	0	0	0	0	0	0	0	0	0	0	0	1	1	0	0	0	0	0	W	31-29
10/06	Jets	P	0	0	0	0.0	0.0	0	0	0	0	0	0	0	0	0	0	0	0	0	0	0	0	0	0	0	W	23-17
10/20	Lions		ON INACTIVE LIST																								L	29-31
10/24	at Rams		ON INACTIVE LIST																								L	20-30
11/03	Colts		ON INACTIVE LIST																								W	21-13
11/10	at Jaguars	P	0	0	0	0.0	0.0	0	0	0	0	0	0	0	0	0	0	0	0	0	0	0	0	0	0	0	W	12-7
11/17	at Titans	P	0	0	0	0.0	0.0	0	0	0	0	0	0	0	0	0	0	0	0	0	0	0	0	0	0	0	W	23-13
11/24	at Bears		NOT ON ROSTER																								W	30-27+
			Went from Vikings to Panthers.																									
12/01	Buccaneers		ON INACTIVE LIST																								L	23-26+
12/08	at Eagles		ON INACTIVE LIST																								L	16-22
12/15	Cowboys		ON INACTIVE LIST																								L	14-30
12/22	Cardinals		ON INACTIVE LIST																								W	36-30+
12/29	at Buccaneers	P	1	1	0	0.0	0.0	0	0	0	0	0	0	0	0	0	0	0	0	0	0	0	0	0	0	0	L	14-48
01/05	at Falcons	S	2	2	0	0.0	0.0	0	0	0	0	0	0	0	1	0	0	0	0	0	0	0	0	0	0	0	W	44-38+
2024 TOTALS		9-1	3	3	0	0.0	0.0	0	0	0	0	0	0	0	1	0	0	0	0	2	1	1	0	0	0	0	0	

+ - Overtime

2023 GAME-BY-GAME REGULAR-SEASON STATISTICS (VIKINGS)

DATE	OPPONENT	P/S	TACKLES								INTERCEPTIONS				O. FUMB				ST			MISC		SCORE				
			TK	S	A	SK	YDS	TFL	YDS	QBH	NO	YDS	LG	TD	PD	FF	FR	TD	YDS	TK	S	A	FF		FR	S	A	W/L
09/10	Buccaneers	S	4	4	0	0.0	0.0	0	0	0	0	0	0	0	2	0	0	0	0	0	0	0	0	0	0	L	17-20	
09/14	at Eagles	S	7	3	4	0.0	0.0	0	0	0	0	0	0	1	0	0	0	0	0	0	0	0	0	0	0	L	28-34	
09/24	Chargers	S	11	7	4	0.0	0.0	0	0	0	0	0	0	0	1	0	0	0	0	0	0	0	0	0	0	L	24-28	
10/01	at Panthers	S	1	1	0	0.0	0.0	0	0	0	0	0	0	0	0	0	0	0	0	0	0	0	0	0	0	W	21-13	
10/08	Chiefs	S	2	2	0	0.0	0.0	0	0	0	0	0	0	0	0	0	0	0	0	0	0	0	0	0	0	L	20-27	
10/15	at Bears	S	7	5	2	0.0	0.0	0	0	0	0	0	0	0	1	0	0	0	0	0	0	0	0	0	0	W	19-13	
10/23	49ers	S	4	4	0	0.0	0.0	0	0	0	0	0	0	0	0	0	0	0	0	0	0	0	0	0	0	W	22-17	
10/29	at Packers	S	4	4	0	0.0	0.0	0	0	0	0	0	0	1	0	0	0	0	0	0	0	0	0	0	0	W	24-10	
11/05	at Falcons	S	7	5	2	0.0	0.0	0	0	0	0	0	0	0	1	0	0	0	0	0	0	0	0	0	0	W	31-28	
11/12	Saints	S	2	1	1	0.0	0.0	0	0	0	0	0	0	1	0	0	0	0	0	0	0	0	0	0	0	W	27-19	
11/19	at Broncos		ON INACTIVE LIST																								L	20-21
11/27	Bears		ON INACTIVE LIST																								L	10-12
12/10	at Raiders	S	2	1	1	0.0	0.0	0	0	0	0	0	0	0	0	0	0	0	0	0	0	0	0	0	0	W	3-0	
12/16	at Bengals	S	4	3	1	0.0	0.0	0	0	0	0	1	1	1	0	2	0	0	0	0	0	0	0	0	0	L	24-27+	
12/24	Lions	S	3	2	1	0.0	0.0	0	0	0	0	0	0	0	0	0	0	0	0	0	0	0	0	0	0	L	24-30	
12/31	Packers	S	5	5	0	0.0	0.0	0	0	0	0	0	0	0	0	0	0	0	0	0	0	0	0	0	0	L	10-33	
01/07	at Lions	S	2	2	0	0.0	0.0	0	0	0	0	0	0	0	0	0	0	0	0	0	0	0	0	0	0	L	20-30	
2023 TOTALS		15-15	65	49	16	0.0	0.0	0	0	0	0	1	1	1	0	7	3	0	0	0	0	0	0	0	0	7-10		

+ - Overtime

2022 GAME-BY-GAME REGULAR-SEASON STATISTICS (VIKINGS)

TACKLES										INTERCEPTIONS					O. FUMB			ST			MISC																			
DATE	OPPONENT	P/S	TK	S	A	SK	YDS	TFL	YDS	QBH	NO	YDS	LG	TD	PD	FF	FR	TD	YDS	TK	S	A	FF	FR	S	A	W/L	SCORE												
09/11	Packers	P	1	1	0	0.0	0.0	0	0	0	0	0	0	0	0	0	0	0	0	0	0	0	0	0	0	0	W	23-7												
09/19	at Eagles	P	2	2	0	0.0	0.0	0	0	0	0	0	0	0	0	0	0	0	0	0	0	0	0	0	0	0	L	7-24												
09/25	Lions	P	0	0	0	0.0	0.0	0	0	0	0	0	0	0	0	0	0	0	0	0	0	0	0	0	0	0	W	28-24												
10/02	at Saints	P	1	1	0	0.0	0.0	0	0	0	0	0	0	0	0	0	0	0	0	0	0	0	0	0	0	0	W	28-25												
10/09	Bears	P	0	0	0	0.0	0.0	0	0	0	0	0	0	0	0	0	0	0	0	0	0	0	0	0	0	0	W	29-22												
10/16	at Dolphins	P	0	0	0	0.0	0.0	0	0	0	0	0	0	0	0	0	0	0	0	0	0	0	0	0	0	0	W	24-16												
10/30	Cardinals	P	0	0	0	0.0	0.0	0	0	0	0	0	0	0	0	0	0	0	0	0	0	0	0	0	0	0	W	34-26												
11/06	at Commanders	P	5	3	2	0.0	0.0	2	1	0	0	0	0	0	1	0	0	0	0	2	1	1	0	0	0	0	0	W	20-17											
11/13	at Bills	S	6	5	1	0.0	0.0	1	1	0	0	0	0	0	0	1	0	0	0	0	0	0	0	0	0	0	W	33-30+												
11/20	Cowboys		ON INACTIVE LIST																																			L	3-40	
11/24	Patriots		ON INACTIVE LIST																																				W	33-26
12/04	Jets	S	6	6	0	0.0	0.0	0	0	0	0	0	0	1	0	0	0	0	0	0	0	0	0	0	0	0	W	27-22												
12/11	at Lions		DID NOT PLAY																																				L	23-34
12/17	Colts		DID NOT PLAY																																				W	39-36+
12/24	Giants		DID NOT PLAY																																				W	27-24
01/01	at Packers		INJURED RESERVE																																				L	17-41
01/08	at Bears		INJURED RESERVE																																				W	29-13
2022 TOTALS		10-2	21	18	3	0.0	0.0	3	2	0	0	0	0	0	2	1	0	0	0	2	1	1	0	0	0	0	0	13-4												
+ - Overtime																																								

2022 GAME-BY-GAME POSTSEASON STATISTICS (VIKINGS)

DATE	OPPONENT	P/S	TACKLES							INTERCEPTIONS					O. FUMB			ST			MISC		SCORE				
			TK	S	A	SK	YDS	TFL	YDS	QBH	NO	YDS	LG	TD	PD	FF	FR	TD	YDS	TK	S	A		FF	FR	S	A
01/15	Giants		INJURED RESERVE																							L	24-31
2022 TOTALS			0	0	0	0.0	0.0	0	0	0	0	0	0	0	0	0	0	0	0	0	0	0	0	0	0	0-1	



HENDON
HOOKER

QUARTERBACK

12

Hometown: Greensboro, N.C.

College: Tennessee

Acquired: FA-25

HT6'3"

WT220

AGE27

1

3

PANTHERS

CAREER HIGHLIGHTS

- Has played in three games for the Detroit Lions over two seasons (2023-24), completing 6 of 9 passes (66.7 pct.) for 62 yards.

YEAR-BY-YEAR

- 2024:** Played in three games for the Lions, completing 6 of 9 passes (66.7 pct.) for 62 yards...Made his NFL debut at Dallas (Oct. 13) and completed his first career pass to WR Kalif Raymond for 19 yards in the fourth quarter...Saw action vs. Tennessee (Oct. 27), connecting on 2 of 3 passes (66.7 pct.) for 6 yards...Completed 3 of 4 passes (75.0 pct.) for 37 yards with a long of 21 yards to Raymond in the fourth quarter and added four carries for 3 yards.
- 2023:** Was inactive for Weeks 16-18 after spending Weeks 1-15 on the reserve/non-football injury list...Was also inactive for the Lions postseason contest.

PANTHERS

TRANSACTIONS

- Selected by the Detroit Lions in the third round (68th overall) of the 2023 NFL Draft...Waived by the Detroit Lions (8/26/25)...Signed to the Carolina Panthers practice squad (8/28/25).

PANTHERS

COLLEGE

- Played six seasons of college football, spending four seasons at Virginia Tech (2017-20) and two seasons at Tennessee (2021-22)...Appeared in 49 career games with 37 starts, completing 632 of 944 passes (66.9 pct.) for 8,974 yards and 80 touchdowns with 12 interceptions for a 172.2 passer rating...Also carried the ball 517 times for 2,079 yards (4.0 avg.) and 25 touchdowns...Started all 11 games in 2022 for Tennessee, completing 229 of 329 passes (69.6 pct.) for 3,135 yards and 27 TDs with two INTs for a 175.5 passer rating...Added 104 carries for 430 yards (4.1 avg.) and five TDs...Was named the SEC Offensive Player of the Year...Earned All-SEC first team accolades from the league's coaches and media and All-America third team recognition from *The Associated Press*...Appeared in 13 games with 11 starts in his first season with the Volunteers in 2021, connecting on 206 of 303 passes (68.0 pct.) for 2,945 yards and 31 TDs with three INTs for a 181.4 passer rating...Also carried the ball 166 times for 616 yards (3.7 avg.) and five TDs...Finished the season ranked No. 3 in the nation in passer efficiency (181.4) and No. 4 in yards per attempt (9.72)...Set program records for passer efficiency and completion percentage...Played in eight games with seven starts in his final season at Virginia Tech in 2020, completing 98 of 150 passes (65.3 pct.) for 1,339 yards and nine touchdowns with five INTs for a 153.5 passer rating...Added 120 carries for 620 yards (5.2 avg.) and nine TDs...Appeared in 11 games with eight starts in 2019, completing 99 of 162 passes (61.1 pct.) for 1,555 yards and 13 TDs with two INTs for a 165.8 passer rating...Carried the ball 123 times for 356 yards (2.9 avg.) and five TDs...His six consecutive wins in his first six starts for Virginia Tech was tied for the third-longest streak by a Hokies' signal-caller at the beginning of his career since 1999...Set a program record with 124 consecutive pass attempts without an interception to begin his career...Recorded a 6.50 TD/INT ratio (13 TDs, 2 INTs), which led all ACC players with a minimum of 150 pass attempts...Only five Power Five QBs with 300 or more pass attempts registered a ratio of 6.50 or better in 2019, including Ohio State's Justin Fields (13.67), Alabama's Tua Tagovailoa (11.00), LSU's Joe Burrow (10.0), Oregon State's Jake Luton (9.33) and Arizona State's Jayden Daniels (8.50)...Played in six games for the Hokies in 2018, recording four carries for 57 yards and a rushing TD...Scored his first career TD on a 69-yard run vs. William & Mary (Sept. 8)...Redshirted in 2017 and did not see game action...Attended Dudley High School in Greensboro, N.C.

HENDON HOOKER'S NFL REGULAR SEASON PASSING/RUSHING STATISTICS

DATE	TEAM	GP	GS	ATT.	CMP.	PCT.	YDS	PASSING							RUSHING				
								AVG.	TD	INT.	LG	SK	LST	RATE	NO.	YDS.	AVG.	LG	TD
2023	Lions	0	0	0	0	0.0	0	0.0	0	0	0	0	0	0.0	0	0	0.0	0	0
2024	Lions	3	0	9	6	66.7	62	6.9	0	0	21	1	9	86.3	5	2	0.4	3	0
TOTALS		3	0	9	6	66.7	62	6.9	0	0	21	1	9	86.3	5	2	0.4	3	0

HENDON HOOKER'S NFL POSTSEASON PASSING/RUSHING STATISTICS

DATE	TEAM	GP	GS	ATT.	CMP.	PCT.	YDS	PASSING							RUSHING				
								AVG.	TD	INT.	LG	SK	LST	RATE	NO.	YDS.	AVG.	LG	TD
2023	Lions	0	0	0	0	0.0	0	0.0	0	0	0	0	0	0.0	0	0	0.0	0	0
2024	Lions	0	0	0	0	0.0	0	0.0	0	0	0	0	0	0.0	0	0	0.0	0	0
TOTALS		0	0	0	0	0.0	0	0.0	0	0	0	0	0	0.0	0	0	0.0	0	0

SINGLE-GAME HIGHS: QUARTERBACK

Pass Attempts	4 vs. Jacksonville Jaguars, Nov 17, 2024
Pass Completions	3 vs. Jacksonville Jaguars, Nov 17, 2024
Yards Passing	37 vs. Jacksonville Jaguars, Nov 17, 2024
Long Passes	21 vs. Jacksonville Jaguars, Nov 17, 2024

Passer Rating	103.1 vs. Jacksonville Jaguars, Nov 17, 2024
Rush Attempts	4 vs. Jacksonville Jaguars, Nov 17, 2024
Rushing Yards	3 vs. Jacksonville Jaguars, Nov 17, 2024
Longest Runs	3 vs. Jacksonville Jaguars, Nov 17, 2024

2024 GAME-BY-GAME REGULAR-SEASON STATISTICS (LIONS)

PASSING														RUSHING						SCORE
DATE	OPPONENT	P/S	ATT	CMP	YDS	PCT	Y/A	Y/C	TD	INT	LG	SK/YD	RATE	ATT	YDS	LG	TD	W/L		
09/08	Rams		DID NOT PLAY (NON-INJURY)																W	26-20+
09/15	Buccaneers		DID NOT PLAY (NON-INJURY)																L	16-20
09/22	at Cardinals		DID NOT PLAY (NON-INJURY)																W	20-13
09/30	Seahawks		DID NOT PLAY (NON-INJURY)																W	42-29
10/13	at Cowboys	P	2	1	19	50.0	9.5	19.0	0	0	19	1/9	83.3	1	-1	-1	0	W	47-9	
10/20	at Vikings		DID NOT PLAY (NON-INJURY)																W	31-29
10/27	Titans	P	3	2	6	66.7	2.0	3.0	0	0	4	0/0	70.1	0	0	0	0	W	52-14	
11/03	at Packers		DID NOT PLAY (NON-INJURY)																W	24-14
11/10	at Texans		DID NOT PLAY (NON-INJURY)																W	26-23
11/17	Jaguars	P	4	3	37	75.0	9.3	12.3	0	0	21	0/0	103.1	4	3	3	0	W	52-6	
11/24	at Colts		DID NOT PLAY (NON-INJURY)																W	24-6
11/28	Bears		DID NOT PLAY (NON-INJURY)																W	23-20
12/05	Packers		DID NOT PLAY (NON-INJURY)																W	34-31
12/15	Bills		DID NOT PLAY (NON-INJURY)																L	42-48
12/22	at Bears		DID NOT PLAY (NON-INJURY)																W	34-17
12/30	at 49ers		DID NOT PLAY (NON-INJURY)																W	40-34
01/05	Vikings		DID NOT PLAY (NON-INJURY)																W	31-9
2024 TOTALS		3-0	9	6	62	66.7	6.9	10.3	0	0	21	1/9	86.3	5	2	3	0	15-2		
+ - Overtime																				

2023 GAME-BY-GAME REGULAR-SEASON STATISTICS (LIONS)

PASSING														RUSHING								
DATE	OPPONENT	P/S	ATT	CMP	YDS	PCT	Y/A	Y/C	TD	INT	LG	SK/YD	RATE	ATT	YDS	LG	TD	W/L	SCORE			
09/07	at Chiefs								RESERVE/NFIN												W	21-20
09/17	Seahawks								RESERVE/NFIN												L	31-37
09/24	Falcons								RESERVE/NFIN												W	20-6
09/28	at Packers								RESERVE/NFIN												W	34-20
10/08	Panthers								RESERVE/NFIN												W	42-24
10/15	at Buccaneers								RESERVE/NFIN												W	20-6
10/22	at Ravens								RESERVE/NFIN												L	6-38
10/30	Raiders								RESERVE/NFIN												W	26-14
11/12	at Chargers								RESERVE/NFIN												W	41-38
11/19	Bears								RESERVE/NFIN												W	31-26
11/23	Packers								RESERVE/NFIN												L	22-29
12/03	at Saints								RESERVE/NFIN												W	33-28
12/10	at Bears								RESERVE/NFIN												L	13-28
12/16	Broncos								RESERVE/NFIN												W	42-17
12/24	at Vikings								ON INACTIVE LIST												W	30-24
12/30	at Cowboys								ON INACTIVE LIST												L	19-20
01/07	Vikings								ON INACTIVE LIST												W	30-20
2023 TOTALS		0-0	0	0	0	0.0	0.0	0.0	0	0	0	0/0	0.0	0	0	0	0	12-5				
+ - Overtime																						

2024 GAME-BY-GAME POSTSEASON STATISTICS (LIONS)

DATE	OPPONENT	P/S	PASSING											RUSHING							SCORE
			ATT	CMP	YDS	PCT	Y/A	Y/C	TD	INT	LG	SK/YD	RATE	ATT	YDS	LG	TD	W/L			
01/18	Commanders		INACTIVE															L	31-45		
2024 TOTALS		0-0	0	0	0	0.0	0.0	0.0	0	0	0	0/0	0.0	0	0	0	0	0-1			

2023 GAME-BY-GAME POSTSEASON STATISTICS (LIONS)

DATE	OPPONENT	P/S	PASSING											RUSHING							SCORE
			ATT	CMP	YDS	PCT	Y/A	Y/C	TD	INT	LG	SK/YD	RATE	ATT	YDS	LG	TD	W/L			
01/14	Rams																W	24-23			
01/21	Buccaneers																W	31-23			
01/28	at 49ers																L	31-34			
2023 TOTALS		0-0	0	0	0	0.0	0.0	0.0	0	0	0	0/0	0.0	0	0	0	0	2-1			



JAYCEE
HORN

CORNERBACK

8

Hometown: Alpharetta, Ga.

College: South Carolina

Acquired: D1-21

Awards:

Q 2024

HT 6'1"

WT 200

AGE 25

5

5

PANTHERS

CAREER HIGHLIGHTS

PRO CAREER

- Has appeared and started 37 games for the Panthers...Tallied 153 tackles (109 solo) with five interceptions returned 62 yards, 26 passes defended, eight tackles for loss, three quarterback hits and 2.0 sacks.
- Named to first Pro Bowl of career in 2024 after setting career-highs in games played (15), total tackles (68), solo tackles (49), passes defended (13), sacks (2.0), tackles for loss (five) and quarterback hits (two).
- Signed four-year, \$100 million contract extension on March 10, 2025...At the time, became the highest-paid defensive back in NFL history.

YEAR-BY-YEAR

- 2024:** Named to his first career Pro Bowl...Started all 15 games played for the Panthers, a new single-season high...Recorded 68 tackles (49 solo), one interception, 13 passes defended, five tackles for loss, 1.0 sack, and two quarterback hits...Set career-highs in games played, total tackles, solo tackles, passes defended, sacks, tackles for loss, and quarterback hits...Finished the season tied for 13th in passes defended...Against the Los Angeles Chargers (9/15), notched six tackles (four solo), two passes defended and one interception...Had two passes defended at Denver (10/27), setting a career-high for passes defended in a season...Collected his first career sack vs. Kansas City (11/24), bringing down Patrick Mahomes for a loss of 12 yards in the fourth quarter, forcing a Chiefs punt...Notched second sack of the season vs. Dallas (12/15), forcing a punt on the next play.
- 2023:** Started six games, tallying 27 tackles (20 solo) and five passes defended. Spent Weeks 2-12 on injured reserve (hamstring)...Totaled a (then) career-high seven tackles against New Orleans in Week 14.
- 2022:** Started all 13 games played for the Panthers...Recorded 53 total tackles (37 solo), including two tackles for loss, and a quarterback hit...Tied for first on the team with seven passes defended, and led the team with three interceptions.
- 2021:** Started the first three games as rookie for the Panthers prior to suffering a season-ending foot injury in Week 3...In three weeks, tallied five total tackles, one pass defense, and an interception.

PANTHERS

TRANSACTIONS

- Selected by the Carolina Panthers in the first round (8th overall) of the 2021 NFL Draft (4/29/21)...Signed contract extension with the Carolina Panthers (3/14/25).

PANTHERS

COLLEGE

- Played three seasons at South Carolina from 2018-20...Credited with 101 career tackles, 23 pass breakups and 2 interceptions...Earned second team All-SEC honors in 2020...According to PFF, led all SEC players with just a 33% completion percentage allowed...Led the team with eight passes defended and had two interceptions...Earned Walter Camp National Defensive Player of the Week honors after making two picks and four tackles at Auburn...Averaged 1.14 passes defended per game, ranking second in the SEC...In 2019, started all 12 games...Posted 40 tackles with nine pass breakups and two forced fumbles...Earned SEC All-Freshman honors in 2018, posting 45 tackles with 2.0 sacks and eight pass breakups...Tied for the SEC lead among freshmen with 4.0 tackles for loss...Became just the seventh true freshman to start in the season opener for South Carolina since the 2009 season...Went to Alpharetta HS in Alpharetta, Ga.

PANTHERS

PAW PRINTS

- Is the son of former NFL wide receiver Joe Horn, who played with the Saints...Joe once hid a cell phone in the goal post during a game and celebrated a touchdown by calling Jaycee from the phone.
- Created the popular "seatbelt" celebration at the University of South Carolina, which mimics strapping a seat belt across his chest.

JAYCEE HORN'S NFL REGULAR SEASON DEFENSIVE STATISTICS

DATE	TEAM	GP	GS	TK	TACKLES							INTERCEPTIONS					O. FUMB				ST			MISC		
					S	A	TFL	YDS	SK	YDS	QBH	NO	YDS	LG	TD	PD	FF	FR	TD	YDS	TK	S	A	FF	FR	S
2021	Panthers	3	3	5	3	2	0	0	0.0	0.0	0	1	13	13	0	1	0	0	0	0	0	0	0	0	0	0
2022	Panthers	13	13	53	37	16	2	2	0.0	0.0	1	3	49	31	0	7	0	0	0	0	0	0	0	0	0	0
2023	Panthers	6	6	27	21	6	1	0	0.0	0.0	0	0	0	0	0	5	0	0	0	0	0	0	0	0	0	0
2024	Panthers	15	15	68	49	19	5	41	2.0	27.0	2	1	0	0	0	13	0	0	0	0	0	0	0	0	0	0
NFL TOTALS		37	37	153	110	43	8	43	2.0	27.0	3	5	62	31	0	26	0	0	0	0	0	0	0	0	0	0

SINGLE-GAME HIGHS: DEFENSIVE

Total Tackles 8 vs. New York Giants, Nov 10, 2024
...1 more at 8.

Solo Tackles 7 vs. Cincinnati Bengals, Sep 29, 2024
...1 more at 7.

Sacks 1.0 vs. Dallas Cowboys, Dec 15, 2024
...1 more at 1.0.

Passes Defensed 3 vs. Tampa Bay Buccaneers, Jan 07, 2024
...1 more at 3.

Tackles For Loss 1 vs. Dallas Cowboys, Dec 15, 2024
...7 more at 1.

Interceptions 1 vs. Los Angeles Chargers, Sep 15, 2024
...4 more at 1.

Interception Return Yards 31 at Seattle Seahawks, Dec 11, 2022

2024 GAME-BY-GAME REGULAR-SEASON STATISTICS (PANTHERS)

TACKLES											INTERCEPTIONS				O. FUMB				ST				MISC					
DATE	OPPONENT	P/S	TK	S	A	SK	YDS	TFL	YDS	QBH	NO	YDS	LG	TD	PD	FF	FR	TD	YDS	TK	S	A	FF	FR	S	A	W/L	SCORE
09/08	at Saints		1	1	0	0.0	0.0	1	6	0	0	0	0	0	0	0	0	0	0	0	0	0	0	0	0	0	L	10-47
09/15	Chargers	S	6	4	2	0.0	0.0	0	0	0	1	0	0	0	2	0	0	0	0	0	0	0	0	0	0	0	L	3-26
09/22	at Raiders	S	2	1	1	0.0	0.0	0	0	0	0	0	0	0	0	0	0	0	0	0	0	0	0	0	0	0	W	36-22
09/29	Bengals	S	8	7	1	0.0	0.0	1	2	0	0	0	0	0	1	0	0	0	0	0	0	0	0	0	0	0	L	24-34
10/06	at Bears	S	6	6	0	0.0	0.0	0	0	0	0	0	0	0	1	0	0	0	0	0	0	0	0	0	0	0	L	10-36
10/13	Falcons	S	4	3	1	0.0	0.0	0	0	0	0	0	0	0	2	0	0	0	0	0	0	0	0	0	0	0	L	20-38
10/20	at Commanders	S	5	4	1	0.0	0.0	0	0	0	0	0	0	0	1	0	0	0	0	0	0	0	0	0	0	0	L	7-40
10/27	at Broncos	S	2	1	1	0.0	0.0	0	0	0	0	0	0	0	2	0	0	0	0	0	0	0	0	0	0	0	L	14-28
11/03	Saints	S	2	0	2	0.0	0.0	0	0	0	0	0	0	0	0	0	0	0	0	0	0	0	0	0	0	0	W	23-22
11/10	Giants	S	8	6	2	0.0	0.0	0	0	0	0	0	0	0	1	0	0	0	0	0	0	0	0	0	0	0	W	20-17+
11/24	Chiefs	S	6	6	0	1.0	12.0	1	12	1	0	0	0	0	0	0	0	0	0	0	0	0	0	0	0	0	L	27-30
12/01	Buccaneers	S	6	3	3	0.0	0.0	1	6	0	0	0	0	0	2	0	0	0	0	0	0	0	0	0	0	0	L	23-26+
12/08	at Eagles	S	6	4	2	0.0	0.0	0	0	0	0	0	0	0	0	0	0	0	0	0	0	0	0	0	0	0	L	16-22
12/15	Cowboys	S	2	2	0	1.0	15.0	1	15	1	0	0	0	0	1	0	0	0	0	0	0	0	0	0	0	0	L	14-30
12/22	Cardinals	S	4	1	3	0.0	0.0	0	0	0	0	0	0	0	0	0	0	0	0	0	0	0	0	0	0	0	W	36-30+
12/29	at Buccaneers		ON INACTIVE LIST																								L	14-48
01/05	at Falcons		ON INACTIVE LIST																								W	44-38+
2024 TOTALS			15-15	68	49	19	2.0	27.0	5	41	2	1	0	0	0	13	0	0	0	0	0	0	0	0	0	0	5-12	
+ - Overtime																												

2023 GAME-BY-GAME REGULAR-SEASON STATISTICS (PANTHERS)


TACKLES																	INTERCEPTIONS							O. FUMB				ST				MISC			
DATE	OPPONENT	P/S	TK	S	A	SK	YDS	TFL	YDS	QBH	NO	YDS	LG	TD	PD	FF	FR	TD	YDS	TK	S	A	FF	FR	S	A	W/L	SCORE							
09/10	at Falcons	S	1	0	1	0.0	0.0	0	0	0	0	0	0	0	0	0	0	0	0	0	0	0	0	0	0	0	L	10-24							
09/18	Saints		INJURED RESERVE																		L	17-20													
09/24	at Seahawks		INJURED RESERVE																		L	27-37													
10/01	Vikings		INJURED RESERVE																		L	13-21													
10/08	at Lions		INJURED RESERVE																		L	24-42													
10/15	at Dolphins		INJURED RESERVE																		L	21-42													
10/29	Texans		INJURED RESERVE																		W	15-13													
11/05	Colts		INJURED RESERVE																		L	13-27													
11/09	at Bears		INJURED RESERVE																		L	13-16													
11/19	Cowboys		INJURED RESERVE																		L	10-33													
11/26	at Titans		INJURED RESERVE																		L	10-17													
12/03	at Buccaneers	S	5	4	1	0.0	0.0	0	0	0	0	0	0	0	1	0	0	0	0	0	0	0	0	0	0	0	L	18-21							
12/10	at Saints	S	7	7	0	0.0	0.0	0	0	0	0	0	0	0	1	0	0	0	0	0	0	0	0	0	0	0	L	6-28							
12/17	Falcons	S	6	5	1	0.0	0.0	1	0	0	0	0	0	0	0	0	0	0	0	0	0	0	0	0	0	0	W	9-7							
12/24	Packers	S	3	1	2	0.0	0.0	0	0	0	0	0	0	0	0	0	0	0	0	0	0	0	0	0	0	0	L	30-33							
12/31	at Jaguars		DID NOT PLAY (NON-INJURY)																		L	0-26													
01/07	Buccaneers	S	5	4	1	0.0	0.0	0	0	0	0	0	0	0	3	0	0	0	0	0	0	0	0	0	0	0	L	0-9							
2023 TOTALS			6-6	27	21	6	0.0	0.0	1	0	0	0	0	0	5	0	0	0	0	0	0	0	0	0	0	0	2-15								

2022 GAME-BY-GAME REGULAR-SEASON STATISTICS (PANTHERS)

			TACKLES								INTERCEPTIONS					O. FUMB			ST			MISC							
DATE	OPPONENT	P/S	TK	S	A	SK	YDS	TFL	YDS	QBH	NO	YDS	LG	TD	PD	FF	FR	TD	YDS	TK	S	A	FF	FR	S	A	W/L	SCORE	
09/11	Browns	S	5	4	1	0.0	0.0	0	0	0	0	0	0	0	0	0	0	0	0	0	0	0	0	0	0	0	L	24-26	
09/18	at Giants	S	3	2	1	0.0	0.0	0	0	0	0	0	0	0	0	0	0	0	0	0	0	0	0	0	0	0	L	16-19	
09/25	Saints	S	2	1	1	0.0	0.0	0	0	1	1	0	0	0	3	0	0	0	0	0	0	0	0	0	0	0	W	22-14	
10/02	Cardinals	S	6	2	4	0.0	0.0	0	0	0	0	0	0	0	1	0	0	0	0	0	0	0	0	0	0	0	L	16-26	
10/09	49ers	S	1	1	0	0.0	0.0	0	0	0	0	0	0	0	0	0	0	0	0	0	0	0	0	0	0	0	L	15-37	
10/16	at Rams		ON INACTIVE LIST																								L	10-24	
10/23	Buccaneers		ON INACTIVE LIST																								W	21-3	
10/30	at Falcons	S	2	1	1	0.0	0.0	1	1	0	0	0	0	0	0	0	0	0	0	0	0	0	0	0	0	0	L	34-37+	
11/06	at Bengals	S	6	5	1	0.0	0.0	0	0	0	0	0	0	0	0	0	0	0	0	0	0	0	0	0	0	0	L	21-42	
11/10	Falcons	S	3	1	2	0.0	0.0	0	0	0	1	18	18	0	1	0	0	0	0	0	0	0	0	0	0	0	W	25-15	
11/20	at Ravens	S	4	4	0	0.0	0.0	1	1	0	0	0	0	0	0	0	0	0	0	0	0	0	0	0	0	0	L	3-13	
11/27	Broncos	S	6	4	2	0.0	0.0	0	0	0	0	0	0	0	0	0	0	0	0	0	0	0	0	0	0	0	W	23-10	
12/11	at Seahawks	S	6	5	1	0.0	0.0	0	0	0	1	31	31	0	2	0	0	0	0	0	0	0	0	0	0	0	W	30-24	
12/18	Steelers	S	3	2	1	0.0	0.0	0	0	0	0	0	0	0	0	0	0	0	0	0	0	0	0	0	0	0	L	16-24	
12/24	Lions	S	6	5	1	0.0	0.0	0	0	0	0	0	0	0	0	0	0	0	0	0	0	0	0	0	0	0	W	37-23	
01/01	at Buccaneers		ON INACTIVE LIST																								L	24-30	
01/08	at Saints		INJURED RESERVE																								W	10-7	
2022 TOTALS			13-13	53	37	16	0.0	0.0	2	2	1	3	49	31	0	7	0	0	0	0	0	0	0	0	0	0	7-10		
+ - Overtime																													

2021 GAME-BY-GAME REGULAR-SEASON STATISTICS (PANTHERS)

TACKLES										INTERCEPTIONS				O. FUMB			ST			MISC									
DATE	OPPONENT	P/S	TK	S	A	SK	YDS	TFL	YDS	QBH	NO	YDS	LG	TD	PD	FF	FR	TD	YDS	TK	S	A	FF	FR	S	A	W/L	SCORE	
09/12	Jets	S	3	2	1	0.0	0.0	0	0	0	0	0	0	0	0	0	0	0	0	0	0	0	0	0	0	0	0	W	19-14
09/19	Saints	S	0	0	0	0.0	0.0	0	0	0	1	13	13	0	1	0	0	0	0	0	0	0	0	0	0	0	0	W	26-7
09/23	at Texans	S	2	1	1	0.0	0.0	0	0	0	0	0	0	0	0	0	0	0	0	0	0	0	0	0	0	0	0	W	24-9
10/03	at Cowboys		INJURED RESERVE																								L	28-36	
10/10	Eagles		INJURED RESERVE																								L	18-21	
10/17	Vikings		INJURED RESERVE																								L	28-34+	
10/24	at Giants		INJURED RESERVE																								L	3-25	
10/31	at Falcons		INJURED RESERVE																								W	19-13	
11/07	Patriots		INJURED RESERVE																								L	6-24	
11/14	at Cardinals		INJURED RESERVE																								W	34-10	
11/21	Football Team		INJURED RESERVE																								L	21-27	
11/28	at Dolphins		INJURED RESERVE																								L	10-33	
12/12	Falcons		INJURED RESERVE																								L	21-29	
12/19	at Bills		INJURED RESERVE																								L	14-31	
12/26	Buccaneers		INJURED RESERVE																								L	6-32	
01/02	at Saints		INJURED RESERVE																								L	10-18	
01/09	at Buccaneers		INJURED RESERVE																								L	17-41	
2021 TOTALS		3-3	5	3	2	0.0	0.0	0	0	0	1	13	13	0	1	0	0	0	0	0	0	0	0	0	0	0	0	5-12	
+ - Overtime																													



CHUBA HUBBARD

RUNNING BACK | (CHEW-ba)

30

Hometown: Alberta, Canada

College: Oklahoma State

Acquired: D4-21

HT 6'1"

WT 210

AGE 26

5

5

PANTHERS CAREER HIGHLIGHTS

- In 64 games for the Panthers, has made 39 starts...Rushed 755 times for 3,175 yards with 22 touchdowns...Has also caught 121 passes for 749 yards with two touchdowns and returned six kicks for 125 yards.
- Ranks fifth in franchise history in rushing touchdowns and rushing first downs (180), while ranking sixth in rushing yards and carries and tenth in scrimmage yards (3,924).
- Rushed for 1,000+ rushing yards (2024) for the first time in career.
- Has eclipsed 1,000 scrimmage yards in each of the last two seasons (2023-24), and recorded 26 games with 50+ scrimmage yards in that span, tied for the seventh most in NFL.
- Among Canadian-born NFL players, ranks second in rushing yards (Rueben Mayes - 3,484).

YEAR-BY-YEAR

- **2024:** Named a Pro Bowl alternate...Started all 15 games played for the Panthers...Recorded 250 carries for 1,195 yards and 10 touchdowns, all career highs...Registered his first career 1,000-rushing yard season of career, and finished eighth in the NFL and ranked sixth in the NFC in rushing yards...His 3.46 yards after contact per rush ranked third in the league...Finished tied for ninth in the league in rushing first downs (62), ranked 10th in yards per carry (4.78)...Recorded first touchdown of the season at Las Vegas (9/22) on a six-yard pass from Andy Dalton...Finished the game with 21 carries for 114 yards, and five catches for 55 yards with one touchdown, eclipsing 100 rushing yards for the fourth time in career...Finished with 18 carries for 104 yards, and one touchdown vs. Cincinnati (9/29), his fifth 100-rushing yard game of his career and second consecutive...At Chicago (10/6), surpassed 3,000 career scrimmage yards, finishing the game with 13 carries for 97 yards and a touchdown...Logged 18 carries for 92 yards (5.1 average) and five catches for 11 yards vs. Atlanta (10/13)...Finished with 15 carries for 72 yards and two touchdowns vs. New Orleans (11/3), his first multi-touchdown game of the season and second of career...Had a career-high 28 carries for 153 yards and one touchdown vs. the New York Giants (11/10)...Eclipsed 1,000 scrimmage yards on the season vs. Kansas City (11/24), doing so for the second consecutive year...Surpassed 1,000 rushing yards for the season at Philadelphia (12/8) for the first time in his career...Reached 3,000 career rushing yards vs. Dallas (12/15)...Recorded 25 rushes for 152 yards and two touchdowns, including a walk-off touchdown, in the overtime win vs. Arizona (12/22)...Placed on injured reserve for the final two games of the season.
- **2023:** Appeared in 17 games (12 starts) for the Panthers...Totaled 902 yards and five touchdowns on 238 carries...Added 233 receiving yards on 39 receptions...At Tampa Bay (12/3), finished the game with 104 rushing yards on 25 carries and a career-high two rushing touchdowns...Marked just the second 100-yard rushing performance allowed by Tampa Bay that season.
- **2022:** Saw action in 15 games (two starts) for the Panthers...Finished the season with 95 carries for 466 yards and two touchdowns...Posted 125 yards on 12 carries (10.4 avg.) vs. Detroit (12/24)...Since Week 7, averaged 4.9 yards per carry on 89 carries after having just six carries in the first six games of the season.
- **2021:** Played all 17 games (10 starts) as a rookie for the Panthers...Finished the season with 172 carries for 612 yards (fifth most among rookies) and five touchdowns (second among rookie running backs)...Contributed to the passing attack with 174 yards on 25 catches and a touchdown...Surpassed the century-mark for the first time in career vs. Philadelphia (10/10), recording 101 yards on 24 carries.

PANTHERS

TRANSACTIONS

- Selected by the Carolina Panthers in the fourth round (126th overall) of the 2021 NFL Draft...Signed extension with the Carolina Panthers (11/7/24).

PANTHERS

COLLEGE

- Played for Oklahoma State from 2018-20, putting together a record season in 2019...Totaled 3,459 rushing yards and 33 rushing touchdowns in his collegiate career...Finished his career ranked fourth in program history in rushing yards per game...Led all FBS with 2,094 rushing yards and 21 rushing touchdowns in 2019...Named consensus First Team All-American, Big 12 Offensive Player of the Year, and a finalist for the Walter Camp Player of the Year Award & Doak Walker Award in 2019...Battled injuries in 2020, but still earned second-team All-Big 12 honors...Finished with 625 rushing yards and five rushing touchdowns...In 2018, posted nine total touchdowns, the most by any Oklahoma State freshman since 2004...Grew up in Sherwood Park, Alberta, Canada.

PANTHERS

PAW PRINTS

- Has a passion for fashion and has dabbled in designing his own apparel.
- In the offseason, Hubbard's go-to vacation spot is Belize, where he owns real estate.

CHUBA HUBBARD'S NFL REGULAR SEASON RUSHING/RECEIVING STATISTICS

DATE	TEAM	RUSHING							RECEIVING					
		GP	GS	NO.	YDS.	AVG.	LG	TD	NO.	YDS.	AVG.	LG	TD	
2021	Panthers	17	10	172	612	3.6	26	5	25	174	7.0	33	1	
2022	Panthers	15	2	95	466	4.9	35	2	14	171	12.2	45	0	
2023	Panthers	17	12	238	902	3.8	22	5	39	233	6.0	25	0	
2024	Panthers	15	15	250	1,195	4.8	38t	10	43	171	4.0	20	1	
NFL TOTALS		64	39	755	3,175	4.2	38T	22	121	749	6.2	45	2	

CHUBA HUBBARD'S NFL REGULAR SEASON RETURN STATISTICS

DATE	TEAM	KICKOFF RETURNS						PUNT RETURNS					
		RET.	YDS.	AVG.	LG	TD		NO.	FC	YDS.	AVG.	LG	TD
2021	Panthers	1	21	21.0	21	0		0	0	0	0.0	0	0
2022	Panthers	5	104	20.8	36	0		0	0	0	0.0	0	0
2023	Panthers	0	0	0.0	0	0		0	0	0	0.0	0	0
2024	Panthers	0	0	0.0	0	0		0	0	0	0.0	0	0
NFL TOTALS		6	125	20.8	36	0		0	0	0	0.0	0	0

SINGLE-GAME HIGHS: RUSHING/RECEIVING

Rush Attempts 28 vs. New York Giants, Nov 10, 2024
Rushing Yards 153 vs. New York Giants, Nov 10, 2024
Rushing Average 10.4 vs. Detroit Lions, Dec 24, 2022
Longest Runs 38t at Chicago Bears, Oct 06, 2024
...1 more at 38.
Rushing TDs 2 vs. Arizona Cardinals, Dec 22, 2024
...2 more at 2.
Receptions 5 vs. Atlanta Falcons, Oct 13, 2024
...4 more at 5.
Receiving Yards 57 vs. Pittsburgh Steelers, Dec 18, 2022
Receiving Average 19.0 vs. Pittsburgh Steelers, Dec 18, 2022
Longest Receptions 45 vs. Pittsburgh Steelers, Dec 18, 2022

Receiving TDs 1 at Tampa Bay Buccaneers, Jan 09, 2022
All-Purpose Yards 169 vs. New York Giants, Nov 10, 2024
...1 more at 169.
Kickoff Returns 3 at New York Giants, Sep 18, 2022
Kickoff Return Yards 75 at New York Giants, Sep 18, 2022
Longest Kickoff Return 36 at New York Giants, Sep 18, 2022
Kickoff Return Average 25.0 at New York Giants, Sep 18, 2022
Most TDs 2 vs. Arizona Cardinals, Dec 22, 2024
...2 more at 2.
Miscellaneous Tackles 1 at New Orleans Saints, Jan 02, 2022
Scrimmage Yards 169 vs. New York Giants, Nov 10, 2024
...1 more at 169.

100-YARD RUSHING GAMES (7): REGULAR SEASON

DATE	TEAM	ATT.	YDS.	AVG.	LG	TD
10/10/21	EAGLES	24	101	4.2	26	0
12/24/22	LIONS	12	125	10.4	35	0
12/03/23	at Buccaneers	25	104	4.2	17	2
09/22/24	at Raiders	21	114	5.4	14	0
09/29/24	BENGALS	18	104	5.8	38	1
11/10/24	GIANTS	28	153	5.5	26	1
12/22/24	CARDINALS	25	152	6.1	28	2

2024 GAME-BY-GAME REGULAR-SEASON STATISTICS (PANTHERS)

DATE	OPPONENT	P/S	RUSHING						RECEIVING					
			NO.	YDS.	AVG.	LG	TD		NO.	YDS.	AVG.	LG	TD	
09/08	at Saints	S	6	14	2.3	7	0		0	0	0.0	0	0	L 10-47
09/15	Chargers	S	10	64	6.4	23	0		4	12	3.0	5	0	L 3-26
09/22	at Raiders	S	21	114	5.4	14	0		5	55	11.0	20	1	W 36-22
09/29	Bengals	S	18	104	5.8	38	1		4	17	4.3	6	0	L 24-34
10/06	at Bears	S	13	97	7.5	38t	1		4	-2	-0.5	1	0	L 10-36
10/13	Falcons	S	18	92	5.1	19	0		5	11	2.2	8	0	L 20-38
10/20	at Commanders	S	17	52	3.1	9	1		0	0	0.0	0	0	L 7-40
10/27	at Broncos	S	15	56	3.7	15	0		2	15	7.5	13	0	L 14-28
11/03	Saints	S	15	72	4.8	16t	2		2	0	0.0	5	0	W 23-22
11/10	Giants	S	28	153	5.5	26	1		4	16	4.0	10	0	W 20-17+
11/24	Chiefs	S	16	58	3.6	13	1		1	2	2.0	2	0	L 27-30
12/01	Buccaneers	S	12	43	3.6	9	0		0	0	0.0	0	0	L 23-26+
12/08	at Eagles	S	26	92	3.5	15	1		4	15	3.8	8	0	L 16-22
12/15	Cowboys	S	10	32	3.2	12	0		4	17	4.3	6	0	L 14-30
12/22	Cardinals	S	25	152	6.1	28	2		4	13	3.3	6	0	W 36-30+
12/29	at Buccaneers		INJURED RESERVE										L 14-48	
01/05	at Falcons		INJURED RESERVE										W 44-38+	
2024 TOTALS		15-15	250	1,195	4.8	38T	10		43	171	4.0	20	1	5-12

+ - Overtime

2023 GAME-BY-GAME REGULAR-SEASON STATISTICS (PANTHERS)

DATE	OPPONENT	P/S	RUSHING					RECEIVING					W/L	SCORE
			NO.	YDS.	AVG.	LG	TD	NO.	YDS.	AVG.	LG	TD		
09/10	at Falcons	P	9	60	6.7	21	0	2	9	4.5	7	0	L	10-24
09/18	Saints	P	2	16	8.0	14	0	5	34	6.8	11	0	L	17-20
09/24	at Seahawks	P	1	2	2.0	2	0	2	2	1.0	1	0	L	27-37
10/01	Vikings	P	14	41	2.9	7	0	2	12	6.0	12	0	L	13-21
10/08	at Lions	P	9	35	3.9	6	0	1	0	0.0	0	0	L	24-42
10/15	at Dolphins	S	19	88	4.6	19	1	1	2	2.0	2	0	L	21-42
10/29	Texans	S	15	28	1.9	8	0	2	26	13.0	14	0	W	15-13
11/05	Colts	S	16	58	3.6	20	0	4	9	2.3	4	0	L	13-27
11/09	at Bears	S	9	23	2.6	9	0	2	16	8.0	10	0	L	13-16
11/19	Cowboys	S	10	57	5.7	14	0	2	8	4.0	6	0	L	10-33
11/26	at Titans	S	14	45	3.2	15	1	5	47	9.4	25	0	L	10-17
12/03	at Buccaneers	S	25	104	4.2	17	2	0	0	0.0	0	0	L	18-21
12/10	at Saints	S	23	87	3.8	13	0	2	9	4.5	6	0	L	6-28
12/17	Falcons	S	22	87	4.0	22	0	2	16	8.0	10	0	W	9-7
12/24	Packers	S	16	43	2.7	13	1	1	8	8.0	8	0	L	30-33
12/31	at Jaguars	S	11	45	4.1	7	0	4	26	6.5	8	0	L	0-26
01/07	Buccaneers	S	23	83	3.6	17	0	2	9	4.5	8	0	L	0-9
2023 TOTALS		17-12	238	902	3.8	22	5	39	233	6.0	25	0	2-15	

2022 GAME-BY-GAME REGULAR-SEASON STATISTICS (PANTHERS)

DATE	OPPONENT	P/S	RUSHING					RECEIVING					W/L	SCORE
			NO.	YDS.	AVG.	LG	TD	NO.	YDS.	AVG.	LG	TD		
09/11	Browns	P	1	3	3.0	3	0	0	0	0.0	0	0	L	24-26
09/18	at Giants	P	0	0	0.0	0	0	0	0	0.0	0	0	L	16-19
09/25	Saints	P	3	25	8.3	14	0	0	0	0.0	0	0	W	22-14
10/02	Cardinals	P	0	0	0.0	0	0	0	0	0.0	0	0	L	16-26
10/09	49ers	P	0	0	0.0	0	0	0	0	0.0	0	0	L	15-37
10/16	at Rams	P	2	6	3.0	4	0	1	1	1.0	1	0	L	10-24
10/23	Buccaneers	S	9	63	7.0	17t	1	2	10	5.0	7	0	W	21-3
10/30	at Falcons		ON INACTIVE LIST										L	34-37+
11/06	at Bengals		ON INACTIVE LIST										L	21-42
11/10	Falcons	P	5	14	2.8	5	0	0	0	0.0	0	0	W	25-15
11/20	at Ravens	P	4	0	0.0	2	0	2	25	12.5	15	0	L	3-13
11/27	Broncos	P	17	65	3.8	12	0	0	0	0.0	0	0	W	23-10
12/11	at Seahawks	P	14	74	5.3	12	1	3	25	8.3	17	0	W	30-24
12/18	Steelers	P	4	10	2.5	3	0	3	57	19.0	45	0	L	16-24
12/24	Lions	S	12	125	10.4	35	0	0	0	0.0	0	0	W	37-23
01/01	at Buccaneers	P	3	12	4.0	7	0	3	53	17.7	24	0	L	24-30
01/08	at Saints	P	21	69	3.3	8	0	0	0	0.0	0	0	W	10-7
2022 TOTALS		15-2	95	466	4.9	35	2	14	171	12.2	45	0	7-10	
+ - Overtime														

2021 GAME-BY-GAME REGULAR-SEASON STATISTICS (PANTHERS)

DATE	OPPONENT	P/S	RUSHING					RECEIVING					W/L	SCORE
			NO.	YDS.	AVG.	LG	TD	NO.	YDS.	AVG.	LG	TD		
09/12	Jets	P	0	0	0.0	0	0	2	4	2.0	3	0	W	19-14
09/19	Saints	P	8	10	1.3	9	0	0	0	0.0	0	0	W	26-7
09/23	at Texans	P	11	52	4.7	14	0	3	27	9.0	10	0	W	24-9
10/03	at Cowboys	S	13	57	4.4	14	0	2	14	7.0	11	0	L	28-36
10/10	Eagles	S	24	101	4.2	26	0	5	33	6.6	11	0	L	18-21
10/17	Vikings	S	16	61	3.8	9	1	1	4	4.0	4	0	L	28-34+
10/24	at Giants	S	12	28	2.3	13	0	4	28	7.0	12	0	L	3-25
10/31	at Falcons	S	24	82	3.4	9	1	1	9	9.0	9	0	W	19-13
11/07	Patriots	P	3	3	1.0	3	0	1	33	33.0	33	0	L	6-24
11/14	at Cardinals	P	9	27	3.0	16	1	0	0	0.0	0	0	W	34-10
11/21	Football Team	P	0	0	0.0	0	0	0	0	0.0	0	0	L	21-27
11/28	at Dolphins	P	2	6	3.0	5	0	0	0	0.0	0	0	L	10-33
12/12	Falcons	S	10	33	3.3	17t	1	0	0	0.0	0	0	L	21-29
12/19	at Bills	S	8	40	5.0	21	0	1	1	1.0	1	0	L	14-31
12/26	Buccaneers	S	6	9	1.5	4	0	0	0	0.0	0	0	L	6-32
01/02	at Saints	S	17	55	3.2	21t	1	3	13	4.3	17	0	L	10-18
01/09	at Buccaneers	S	9	48	5.3	19	0	2	8	4.0	6	1	L	17-41
2021 TOTALS		17-10	172	612	3.6	26	5	25	174	7.0	33	1	5-12	
+ - Overtime														



ROBERT HUNT
GUARD

50

Hometown: **Burkeville, Texas**

College: **Louisiana-Lafayette**

Acquired: **FA-24**

Awards:

HT

6'6"

WT

335

AGE

29

2

6

PANTHERS

CAREER HIGHLIGHTS

- Has made 71 starts in 77 career games for the Panthers and Dolphins.
- Played at right tackle as a rookie, then transitioned to right guard.
- In 4,242 offensive snaps has allowed just 11.0 sacks.
- Is one of 29 active players with at least 1,000 pass block snaps (ranks eighth with 2,211)...Ranks seventh in pressure allowed rate and second in sacks allowed rate among the 29.
- In each of the last two seasons, has blocked for a 1,000-yard rusher - Chuba Hubbard (2024; Panthers) and Raheem Mostert (2023, Miami) - both the first 1,000-yard seasons of their careers.

YEAR-BY-YEAR

- 2024: Appeared in his first career Pro Bowl...Started all 16 games played for the Panthers at right guard...Committed only one holding penalty on the season...Helped lead the way for 1,000-yard rusher Chuba Hubbard...Part of an offensive line that allowed one sack vs. the New York Giants (11/10), who led the NFL in sacks.
- 2023: Appeared in 11 games (10 starts) for Miami at right guard...According to Pro Football Focus, allowed just five pressures, one quarterback hit, one sack, and two penalties...Contributed to the Dolphins offense that ranked first in yards per game (401.3), first in passing yards per game (265.5), second in yards per play (6.5), tied-for-second in scoring offense (27.5, and tied-for-fourth in sacks allowed (31)...Against Denver, blocked for an offense that produced team records in points (70), rushing yards (350) and total yards (726)...Helped block for Raheem Mostert who tallied 21 total touchdowns with 18 coming on the ground, and produced the first 1,000-yard rushing season of his career...Protected Tua Tagovailoa en route to a league-leading 4,624 passing yards, while also ranking fifth in completion percentage (69.3), fifth in passer rating (101.1), and tied-for-fifth in passing touchdowns (29)...Appeared in the playoffs, starting at right guard at Kansas City (1/13/24).
- 2022: Started in all 17 games for Miami at right guard...Contributed to an offense that ranked second in yards per play (6.1), fourth in passing yards per game (265.4), sixth in yards per game (364.5) and tied-for-ninth in sacks allowed (35)...Blocked for Tua Tagovailoa who led the league in passer rating (105.5) and tied for first in touchdown percentage (6.3%)...Made postseason debut starting at right guard at Buffalo (1/15/23).
- 2021: Started in all 17 games for the Dolphins at right guard.
- 2020: As a rookie for Miami, played in all 16 games with 11 starts at right tackle.

PANTHERS

TRANSACTIONS

- Selected by the Miami Dolphins in the second round (39th overall) of the 2020 NFL Draft (7/21/20)...Signed by the Carolina Panthers (3/13/24).

PANTHERS

COLLEGE

- Played five seasons at Louisiana-Lafayette (2015-19) and started in all 45 games he played as a Ragin' Cajun...In 2019, started in seven games and earned First Team All-Sun Belt and First Team All-Louisiana honors...Helped the offense rank fifth nationally and first in the Sun Belt in sacks allowed (1.07)...The offense finished third in the nation with 6.28 yards per carry...In 2018, started in all 14 games and was named an All-Sun Belt Second Team selection.

PANTHERS

PAW PRINTS

- Rob played every position but quarterback in high school and won just two games during high school career.
- Rob is also a self proclaimed food and video game connoisseur.
- Rob went viral in 2021 for doing a front-flip into the endzone on a fumble recovery while with the Dolphins...The play was unfortunately called back due to a flag.

ROBERT HUNT'S NFL REGULAR SEASON STATISTICS

DATE	TEAM	GP	GS
2020	Dolphins	15	10
2021	Dolphins	17	17
2022	Dolphins	17	17
2023	Dolphins	11	10
2024	Panthers	16	16
NFL TOTALS		76	70

ROBERT HUNT'S NFL POSTSEASON STATISTICS

DATE	TEAM	GP	GS
2022	Dolphins	1	1
2023	Dolphins	1	1
NFL TOTALS		2	2



THOMAS
INCOOM

OUTSIDE LINEBACKER

48

Hometown: Stone Mountain, Ga.

College: Central Michigan

Acquired: FA-24

HT6'4"

WT265

AGE26

3

3

PANTHERS
CAREER HIGHLIGHTS

- Has appeared in 12 games for the Panthers and Broncos...Has tallied six tackles (five solo) with one tackle for loss and one quarterback hit...Also added four special teams tackles (all solo).

YEAR-BY-YEAR

- 2024:** After beginning and ending the season on the Panther's practice squad, appeared in eight games for the Panthers after signing to the active roster (10/8)...On defense, had four solo tackles, one quarterback hit, and one tackle for loss, while adding four tackles (all solo) on special teams.
- 2023:** Played in four games with the Broncos as a rookie...Totaled two tackles (one solo)...Made his NFL debut against the Commanders in Week 2...Made first career tackle at Miami in Week 3.

PANTHERS

TRANSACTIONS

- Signed as an undrafted free agent by the Denver Broncos (5/12/23)...Released by the Denver Broncos (8/27/24)...Signed to the Carolina Panthers practice squad (8/29/24)...Signed to the Carolina Panthers active roster (10/8/24)...Waived by the Carolina Panthers (11/30/24)...Signed to the Carolina Panthers practice squad (12/3/24)...Signed a reserve/future contract with the Carolina Panthers (1/6/25).

PANTHERS

COLLEGE

- Played four years at the collegiate level, spending two seasons at Central Michigan University (2021-22) and two years at Valdosta St. (2018-19)...Played a total of 50 games (26 starts), racking up 145 tackles (69 solo), 24.5 sacks (217 yds.), two passes defended, five forced fumbles and three fumble recoveries...While at Central Michigan University, played in 25 games (14 starts) in two seasons with the Chippewas (2021-22)...Totaled 84 tackles (47 solo), 15.5 sacks (116 yds.), one forced fumble and two fumble recoveries with Central Michigan...Started all 12 games played in 2022 and was named first-team All-Mid-American Conference after totaling 56 tackles (31 solo), 11.5 sacks (72 yds.), one forced fumble and two fumble recoveries...Ranked fourth in the nation and second in the MAC in sacks while ranking seventh in the country and second in the conference in tackles for loss (19)...Prior to his two seasons at Central Michigan, played two years at Valdosta State (2018-19)...Appeared in 25 games (12 starts) with the Blazers and tallied 61 tackles (22 solo), 13.0 sacks (101 yds.), four forced fumbles, one fumble recovery and two passes defended...Started 9-of-11 games in 2019 and was named to the first-team All-Gulf South Conference after making 33 tackles (15 solo), 9.5 sacks (68 yds.), four forced fumbles, one fumble recovery and two passes defended...Ranked 16th in the nation and second in the conference in sacks per game (0.86)...Played in 14 games (three starts) as a redshirt freshman in 2018, making 28 tackles (seven solo) and 3.5 sacks (33 yds.).

THOMAS INCOOM'S NFL REGULAR SEASON DEFENSIVE STATISTICS

		TACKLES										INTERCEPTIONS					O. FUMB				ST				MISC		
DATE	TEAM	GP	GS	TK	S	A	TFL	YDS	SK	YDS	QBH	NO	YDS	LG	TD	PD	FF	FR	TD	YDS	TK	S	A	FF	FR	S	A
2023	Broncos	4	0	2	1	1	0	0	0.0	0.0	0	0	0	0	0	0	0	0	0	0	0	0	0	0	0	0	0
2024	Panthers	8	0	4	4	0	1	3	0.0	0.0	1	0	0	0	0	0	0	0	0	0	4	4	0	0	0	0	0
NFL TOTALS		12	0	6	5	1	1	3	0.0	0.0	1	0	0	0	0	0	0	0	0	0	4	4	0	0	0	0	0

SINGLE-GAME HIGHS: DEFENSIVE

Total Tackles 2 at Washington Commanders, Oct 20, 2024
Solo Tackles 2 at Washington Commanders, Oct 20, 2024

Special Teams Tackles 2 at Atlanta Falcons, Jan 05, 2025

2024 GAME-BY-GAME REGULAR-SEASON STATISTICS (PANTHERS)

DATE	OPPONENT	P/S	TACKLES							INTERCEPTIONS							O. FUMB			ST			MISC			SCORE	
			TK	S	A	SK	YDS	TFL	YDS	QBH	NO	YDS	LG	TD	PD	FF	FR	TD	YDS	TK	S	A	FF	FR	S		A
09/08	at Saints		PRACTICE SQUAD																						L	10-47	
09/15	Chargers		PRACTICE SQUAD																						L	3-26	
09/22	at Raiders		PRACTICE SQUAD																						W	36-22	
09/29	Bengals	P	1	1	0	0.0	0.0	0	0	0	0	0	0	0	0	0	0	0	1	1	0	0	0	0	0	L	24-34
10/06	at Bears	P	0	0	0	0.0	0.0	0	0	1	0	0	0	0	0	0	0	0	1	1	0	0	0	0	0	L	10-36
10/13	Falcons	P	0	0	0	0.0	0.0	0	0	0	0	0	0	0	0	0	0	0	0	0	0	0	0	0	0	L	20-38
10/20	at Commanders	P	2	2	0	0.0	0.0	1	3	0	0	0	0	0	0	0	0	0	0	0	0	0	0	0	0	L	7-40
10/27	at Broncos	P	1	1	0	0.0	0.0	0	0	0	0	0	0	0	0	0	0	0	0	0	0	0	0	0	0	L	14-28
11/03	Saints	P	0	0	0	0.0	0.0	0	0	0	0	0	0	0	0	0	0	0	0	0	0	0	0	0	0	W	23-22
11/10	Giants	P	0	0	0	0.0	0.0	0	0	0	0	0	0	0	0	0	0	0	0	0	0	0	0	0	0	W	20-17+
11/24	Chiefs		ON INACTIVE LIST																						L	27-30	
12/08	at Eagles		PRACTICE SQUAD																						L	16-22	
12/15	Cowboys		PRACTICE SQUAD																						L	14-30	
12/22	Cardinals		PRACTICE SQUAD																						W	36-30+	
12/29	at Buccaneers		PRACTICE SQUAD																						L	14-48	
01/05	at Falcons	P	0	0	0	0.0	0.0	0	0	0	0	0	0	0	0	0	0	0	2	2	0	0	0	0	0	W	44-38+
2024 TOTALS			8-0	4	4	0	0.0	0.0	1	3	1	0	0	0	0	0	0	0	4	4	0	0	0	0	0	0	5-11

+ - Overtime

2023 GAME-BY-GAME REGULAR-SEASON STATISTICS (BRONCOS)

TACKLES																	INTERCEPTIONS						O. FUMB				ST				MISC					
DATE	OPPONENT	P/S	TK	S	A	SK	YDS	TFL	YDS	QBH	NO	YDS	LG	TD	PD	FF	FR	TD	YDS	TK	S	A	FF	FR	S	A	W/L	SCORE								
09/10	Raiders		ON INACTIVE LIST																									L	16-17							
09/17	Commanders	P	0	0	0	0.0	0.0	0	0	0	0	0	0	0	0	0	0	0	0	0	0	0	0	0	0	0	L	33-35								
09/24	at Dolphins	P	1	1	0	0.0	0.0	0	0	0	0	0	0	0	0	0	0	0	0	0	0	0	0	0	0	0	L	20-70								
10/01	at Bears	P	0	0	0	0.0	0.0	0	0	0	0	0	0	0	0	0	0	0	0	0	0	0	0	0	0	0	W	31-28								
10/08	Jets		ON INACTIVE LIST																					L	21-31											
10/12	at Chiefs		ON INACTIVE LIST																					L	8-19											
10/22	Packers		ON INACTIVE LIST																					W	19-17											
10/29	Chiefs		ON INACTIVE LIST																					W	24-9											
11/13	at Bills		ON INACTIVE LIST																					W	24-22											
11/19	Vikings		ON INACTIVE LIST																					W	21-20											
11/26	Browns		ON INACTIVE LIST																					W	29-12											
12/03	at Texans		ON INACTIVE LIST																					L	17-22											
12/10	at Chargers		ON INACTIVE LIST																					W	24-7											
12/16	at Lions	P	1	0	1	0.0	0.0	0	0	0	0	0	0	0	0	0	0	0	0	0	0	0	0	0	0	L	17-42									
12/24	Patriots		ON INACTIVE LIST																					L	23-26											
12/31	Chargers		ON INACTIVE LIST																					W	16-9											
01/07	at Raiders		ON INACTIVE LIST																					L	14-27											
2023 TOTALS		4-0	2	1	1	0.0	0.0	0	0	0	0	0	0	0	0	0	0	0	0	0	0	0	0	0	0	0	8-9									



MIKE
JACKSON

CORNERBACK

Hometown: Birmingham, Ala.

College: Miami (Fla.)

Acquired: TR-24 SEA

HT6'1"

WT212

AGE28

2

4

PANTHERS
CAREER HIGHLIGHTS

PRO CAREER

In 55 career games, has made 38 starts...Tallied 184 tackles (148 solo) with 36 passes defended, three interceptions returned for 42 yards, eight tackles for loss, one quarterback hit and two fumble recoveries...Also added four special teams tackles (three solo).

Appeared in one playoff game, a start for Seattle (2022), and recorded five tackles (two solo) and a pass defended.

In 2024, finished tied for third in the NFL in passes defended with 17, a career high...34 passes defended since 2022 are tied for the eighth most in the league.

Was one of just two players in the NFL in 2024 with at least 75 tackles, 15 passes defended and multiple interceptions (Zyron McCollum - TB).

YEAR-BY-YEAR

2024: Started all 17 games for the Panthers after being traded from Seattle following training camp (8/22)...Finished with single-season highs in tackles (76), interceptions (two), and passes defended (17)...Finished tied for third in the NFL in passes defended...One of just two players in the NFL with 75+ tackles, 15+ passes defended, and multiple interceptions...Posted a team-high nine tackles (all solo), one interception, and three passes defended at Las Vegas (9/22)...Had a season-high 10 tackles at Denver (10/27)...In the season finale at Atlanta (1/5/25) with a pick of Michael Penix Jr., his second interception of the season...Closed the season with a pass defended in eight of the last nine games.

2023: Appeared in all 17 games for the Seattle Seahawks, making four starts...Recorded 33 total tackles (27 solo), including two tackles for loss...Tallied five passes defended.

2022: Started and played in all 17 games for the Seahawks...Finished the season with 75 total tackles (62 solo), three tackles for loss and a quarterback hit...Recorded an interception and two fumble recoveries...12 passes defended were tied for 10th-most in the NFC.

2021: Played in two games for the Seahawks...Recorded two passes defended and two special teams tackles (one solo).

2020: Appeared in one game for the New England Patriots...Tallied one solo tackle.

2019: After starting the season on the Cowboys practice squad, signed to Detroit's active roster (10/30)...Inactive for the majority of the season and played on one game...Made NFL debut on special teams at Washington (11/24).

PANTHERS

TRANSACTIONS

Selected by the Dallas Cowboys in the fifth round (158th overall) of the 2019 NFL Draft...Released by the Dallas Cowboys (8/31/19)...Signed to the Dallas Cowboys practice squad (9/2/19)...Signed by the Detroit Lions (10/30/19)...Traded to the New England Patriots (8/9/20)...Released by the New England Patriots (9/3/20)...Signed to the New England Patriots practice squad (9/28/20)...Released by the New England Patriots (8/31/21)...Signed to the Seattle Seahawks practice squad (9/2/21)...Re-signed with the Seattle Seahawks (1/10/22)...Re-signed with the Seattle Seahawks (4/17/23)...Re-signed by the Seattle Seahawks (3/13/24)...Traded to the Carolina Panthers (8/22/24)...Signed extension with the Carolina Panthers (3/12/25).

PANTHERS

COLLEGE

Saw action in 51 career games at Miami (2015-18)...As a senior in 2018, earned All-ACC Honorable Mention recognition after starting all 13 games and totaling 42 total tackles...Tallied 3.5 tackles for loss, 2.5 sacks and six passes defended...In 2017, saw action in all 13 games (10 starts)...Finished the season with 43 tackles...Selected to All-ACC Second Team...Tied for the team lead with four interceptions and added five passes defended...Played in 12 games as a sophomore (2016)...Totaled seven tackles, one pass defended and one fumble recovery...Served as one of team's primary contributors on special teams as a freshman...Played in all 13 games and totaled four tackles.

MIKE JACKSON'S NFL REGULAR SEASON DEFENSIVE STATISTICS

DATE	TEAM	GP	GS	TK	TACKLES							INTERCEPTIONS				D. FUMB			ST			MISC															
					S	A	FL	YDS	SK	YDS	QBH	NO	YDS	LG	TD	PD	FF	FR	TD	YDS	TK	S	A	FF	FR	TD	YDS	TK	S	A	FF	FR	TD	YDS	TK	S	A
2019	Cowboys	0	0	0	0	0	0	0	0	0.0	0.0	0	0	0	0	0	0	0	0	0	0	0	0	0	0	0	0	0	0	0	0	0	0	0	0	0	0
2019	Lions	1	0	0	0	0	0	0	0	0.0	0.0	0	0	0	0	0	0	0	0	0	0	0	0	0	0	0	0	0	0	0	0	0	0	0	0	0	0
2019	TOTAL	1	0	0	0	0	0	0	0	0.0	0.0	0	0	0	0	0	0	0	0	0	0	0	0	0	0	0	0	0	0	0	0	0	0	0	0	0	0
2020	Patriots	1	0	1	1	0	0	0	0	0.0	0.0	0	0	0	0	0	0	0	0	0	0	0	0	0	0	0	0	0	0	0	0	0	0	0	0	0	0
2021	Seahawks	2	0	0	0	0	0	0	0	0.0	0.0	0	0	0	0	2	0	0	0	0	0	2	1	1	0	0	0	0	0	0	0	0	0	0	0	0	0
2022	Seahawks	17	17	74	62	12	3	9	0.0	0.0	1	1	22	22	0	12	0	2	0	8	1	1	0	0	0	0	0	0	0	0	0	0	0	0	0	0	0
2023	Seahawks	17	4	33	27	6	2	3	0.0	0.0	0	0	0	0	5	0	0	0	0	0	1	1	0	0	0	0	0	0	0	0	0	0	0	0	0	0	0
2024	Panthers	17	17	76	58	18	3	6	0.0	0.0	0	2	20	19	0	17	0	0	0	0	0	0	0	0	0	0	0	0	0	0	0	0	0	0	0	0	0
NFL TOTALS		55	38	184	148	36	8	18	0.0	0.0	1	3	42	22	0	36	0	2	0	8	4	3	1	0	0	0	0	0	0	0	0	0	0	0	0	0	0

VETERANS

126

2025 CAROLINA PANTHERS

MIKE JACKSON'S NFL POSTSEASON DEFENSIVE STATISTICS

DATE	TEAM	GP	TACKLES								INTERCEPTIONS					O. FUMB				ST				MISC		
			GS	TK	S	A	TFL	YDS	SK	YDS	QBH	NO	YDS	LG	TD	PD	FF	FR	TD	YDS	TK	S	A	FF	FR	S
2022	Seahawks	1	1	5	2	3	0	0	0.0	0.0	0	0	0	0	0	1	0	0	0	0	0	0	0	0	0	0
NFL TOTALS		1	1	5	2	3	0	0	0.0	0.0	0	0	0	0	1	0	0	0	0	0	0	0	0	0	0	0

SINGLE-GAME HIGHS: DEFENSIVE

Total Tackles 10 at Denver Broncos, Oct 27, 2024
Solo Tackles 9 at Denver Broncos, Oct 27, 2024
...1 more at 9.
Passes Defensed 3 at Las Vegas Raiders, Sep 22, 2024
...1 more at 3.
Fumble Recoveries 2 vs. Denver Broncos, Sep 12, 2022

Tackles For Loss 2 at Tampa Bay Buccaneers, Dec 29, 2024
Interceptions 1 at Atlanta Falcons, Jan 05, 2025
...2 more at 1.
Interception Return Yards 22 vs. New York Jets, Jan 01, 2023
Special Teams Tackles 1 vs. Arizona Cardinals, Oct 16, 2022
...2 more at 1.

SINGLE-GAME HIGHS - POSTSEASON: DEFENSIVE

Total Tackles 5 at San Francisco 49ers, Jan 14, 2023
Solo Tackles 2 at San Francisco 49ers, Jan 14, 2023
Passes Defensed 1 at San Francisco 49ers, Jan 14, 2023

2024 GAME-BY-GAME REGULAR-SEASON STATISTICS (PANTHERS)

			TACKLES								INTERCEPTIONS				O. FUMB				ST			MISC						
DATE	OPPONENT	P/S	TK	S	A	SK	YDS	TFL	YDS	QBH	NO	YDS	LG	TD	PD	FF	FR	TD	YDS	TK	S	A	FF	FR	S	A	W/L	SCORE
09/08	at Saints		7	7	0	0.0	0.0	0	0	0	0	0	0	0	1	0	0	0	0	0	0	0	0	0	0	0	L	10-47
09/15	Chargers	S	3	1	2	0.0	0.0	0	0	0	0	0	0	0	0	0	0	0	0	0	0	0	0	0	0	0	L	3-26
09/22	at Raiders	S	9	9	0	0.0	0.0	0	0	0	1	1	1	0	3	0	0	0	0	0	0	0	0	0	0	0	W	36-22
09/29	Bengals	S	2	1	1	0.0	0.0	0	0	0	0	0	0	0	1	0	0	0	0	0	0	0	0	0	0	0	L	24-34
10/06	at Bears	S	3	0	3	0.0	0.0	0	0	0	0	0	0	0	0	0	0	0	0	0	0	0	0	0	0	0	L	10-36
10/13	Falcons	S	5	4	1	0.0	0.0	0	0	0	0	0	0	0	1	0	0	0	0	0	0	0	0	0	0	0	L	20-38
10/20	at Commanders	S	4	2	2	0.0	0.0	0	0	0	0	0	0	0	0	0	0	0	0	0	0	0	0	0	0	0	L	7-40
10/27	at Broncos	S	10	9	1	0.0	0.0	0	0	0	0	0	0	0	0	0	0	0	0	0	0	0	0	0	0	0	L	14-28
11/03	Saints	S	3	2	1	0.0	0.0	1	1	0	0	0	0	0	1	0	0	0	0	0	0	0	0	0	0	0	W	23-22
11/10	Giants	S	2	2	0	0.0	0.0	0	0	0	0	0	0	0	1	0	0	0	0	0	0	0	0	0	0	0	W	20-17+
11/24	Chiefs	S	4	4	0	0.0	0.0	0	0	0	0	0	0	0	1	0	0	0	0	0	0	0	0	0	0	0	L	27-30
12/01	Buccaneers	S	2	1	1	0.0	0.0	0	0	0	0	0	0	0	1	0	0	0	0	0	0	0	0	0	0	0	L	23-26+
12/08	at Eagles	S	2	1	1	0.0	0.0	0	0	0	0	0	0	0	2	0	0	0	0	0	0	0	0	0	0	0	L	16-22
12/15	Cowboys	S	3	3	0	0.0	0.0	0	0	0	0	0	0	0	1	0	0	0	0	0	0	0	0	0	0	0	L	14-30
12/22	Cardinals	S	6	5	1	0.0	0.0	0	0	0	0	0	0	0	2	0	0	0	0	0	0	0	0	0	0	0	W	36-30+
12/29	at Buccaneers	S	7	6	1	0.0	0.0	2	5	0	0	0	0	0	0	0	0	0	0	0	0	0	0	0	0	0	L	14-48
01/05	at Falcons	S	4	1	3	0.0	0.0	0	0	0	1	19	19	0	2	0	0	0	0	0	0	0	0	0	0	0	W	44-38+
2024 TOTALS			17-17	76	58	18	0.0	0.0	3	6	0	2	20	19	0	17	0	0	0	0	0	0	0	0	0	0	5-12	
+ - Overtime																												

2023 GAME-BY-GAME REGULAR-SEASON STATISTICS (SEAHAWKS)

			TACKLES								INTERCEPTIONS				O. FUMB				ST			MISC						
DATE	OPPONENT	P/S	TK	S	A	SK	YDS	TFL	YDS	QBH	NO	YDS	LG	TD	PD	FF	FR	TD	YDS	TK	S	A	FF	FR	S	A	W/L	SCORE
09/10	Rams	P	1	0	1	0	0.0	0.0	0	0	0	0	0	0	0	0	0	0	0	0	0	0	0	0	0	0	L	13-30
09/17	at Lions	P	0	0	0	0	0.0	0.0	0	0	0	0	0	0	0	0	0	0	0	0	0	0	0	0	0	0	W	37-31
09/24	Panthers	P	6	6	0	0	0.0	0.0	0	0	0	0	0	0	1	0	0	0	0	0	0	0	0	0	0	0	W	37-27
10/02	at Giants	P	3	3	0	0	0.0	0.0	0	0	0	0	0	0	0	0	0	0	0	0	0	0	0	0	0	0	W	24-3
10/15	at Bengals	P	0	0	0	0	0.0	0.0	0	0	0	0	0	0	0	0	0	0	0	0	0	0	0	0	0	0	L	13-17
10/22	Cardinals	P	1	1	0	0	0.0	0.0	0	0	0	0	0	0	0	0	0	0	0	0	0	0	0	0	0	0	W	20-10
10/29	Browns	P	0	0	0	0	0.0	0.0	0	0	0	0	0	0	0	0	0	0	0	1	1	0	0	0	0	0	W	24-20
11/05	at Ravens	P	0	0	0	0	0.0	0.0	0	0	0	0	0	0	0	0	0	0	0	0	0	0	0	0	0	0	L	3-37
11/12	Commanders	P	0	0	0	0	0.0	0.0	0	0	0	0	0	0	0	0	0	0	0	0	0	0	0	0	0	0	W	29-26
11/19	at Rams	P	0	0	0	0	0.0	0.0	0	0	0	0	0	0	0	0	0	0	0	0	0	0	0	0	0	0	L	16-17
11/23	49ers	P	2	1	1	0	0.0	0.0	0	0	0	0	0	0	0	0	0	0	0	0	0	0	0	0	0	0	L	13-31
11/30	at Cowboys	P	0	0	0	0	0.0	0.0	0	0	0	0	0	0	0	0	0	0	0	0	0	0	0	0	0	0	L	35-41
12/10	at 49ers	P	2	2	0	0	0.0	0.0	0	0	0	0	0	0	2	0	0	0	0	0	0	0	0	0	0	0	L	16-28
12/18	Eagles	S	4	4	0	0	0.0	0.0	1	3	0	0	0	0	2	0	0	0	0	0	0	0	0	0	0	0	W	20-17
12/24	at Titans	S	4	3	1	0	0.0	0.0	0	0	0	0	0	0	0	0	0	0	0	0	0	0	0	0	0	0	W	20-17
12/31	Steelers	S	5	4	1	0	0.0	0.0	1	0	0	0	0	0	0	0	0	0	0	0	0	0	0	0	0	0	L	23-30
01/07	at Cardinals	S	5	3	2	0	0.0	0.0	0	0	0	0	0	0	0	0	0	0	0	0	0	0	0	0	0	0	W	21-20
2023 TOTALS		17-4	33	27	6	0	0.0	0.0	2	3	0	0	0	0	5	0	0	0	0	1	1	0	0	0	0	0	0	9-8
+ - Overtime																												

2022 GAME-BY-GAME REGULAR-SEASON STATISTICS (SEAHAWKS)

TACKLES											INTERCEPTIONS					O. FUMB				ST				MISC					
DATE	OPPONENT	P/S	TK	S	A	SK	YDS	TFL	YDS	QBH	NO	YDS	LG	TD	PD	FF	FR	TD	YDS	TK	S	A	FF	FR	S	A	W/L	SCORE	
09/12	Broncos	S	4	4	0	0.0	0.0	1	1	0	0	0	0	0	0	1	0	2	0	8	0	0	0	0	0	0	0	W	17-16
09/18	at 49ers	S	6	5	1	0.0	0.0	0	0	0	0	0	0	0	0	0	0	0	0	0	0	0	0	0	0	0	L	7-27	
09/25	Falcons	S	3	3	0	0.0	0.0	0	0	0	0	0	0	0	1	0	0	0	0	0	0	0	0	0	0	0	L	23-27	
10/02	at Lions	S	0	0	0	0.0	0.0	0	0	0	0	0	0	0	0	0	0	0	0	0	0	0	0	0	0	0	W	48-45	
10/09	at Saints	S	3	3	0	0.0	0.0	0	0	0	0	0	0	0	1	0	0	0	0	0	0	0	0	0	0	0	L	32-39	
10/16	Cardinals	S	5	5	0	0.0	0.0	1	4	0	0	0	0	0	0	0	0	0	0	1	1	0	0	0	0	0	W	19-9	
10/23	at Chargers	S	5	5	0	0.0	0.0	0	0	1	0	0	0	0	1	0	0	0	0	0	0	0	0	0	0	0	W	37-23	
10/30	Giants	S	7	7	0	0.0	0.0	0	0	0	0	0	0	0	3	0	0	0	0	0	0	0	0	0	0	0	W	27-13	
11/06	at Cardinals	S	6	5	1	0.0	0.0	1	4	0	0	0	0	0	0	0	0	0	0	0	0	0	0	0	0	0	W	31-21	
11/13	at Buccaneers	S	4	3	1	0.0	0.0	0	0	0	0	0	0	0	1	0	0	0	0	0	0	0	0	0	0	0	L	16-21	
11/27	Raiders	S	7	4	3	0.0	0.0	0	0	0	0	0	0	0	1	0	0	0	0	0	0	0	0	0	0	0	L	34-40+	
12/04	at Rams	S	4	3	1	0.0	0.0	0	0	0	0	0	0	0	0	0	0	0	0	0	0	0	0	0	0	0	W	27-23	
12/11	Panthers	S	3	3	0	0.0	0.0	0	0	0	0	0	0	0	0	0	0	0	0	0	0	0	0	0	0	0	L	24-30	
12/15	49ers	S	5	4	1	0.0	0.0	0	0	0	0	0	0	0	0	0	0	0	0	0	0	0	0	0	0	0	L	13-21	
12/24	at Chiefs	S	3	2	1	0.0	0.0	0	0	0	0	0	0	0	1	0	0	0	0	0	0	0	0	0	0	0	L	10-24	
01/01	Jets	S	4	3	1	0.0	0.0	0	0	0	1	22	22	0	1	0	0	0	0	0	0	0	0	0	0	0	W	23-6	
01/08	Rams	S	5	3	2	0.0	0.0	0	0	0	0	0	0	0	1	0	0	0	0	0	0	0	0	0	0	0	W	19-16+	
2022 TOTALS		17-17	74	62	12	0.0	0.0	3	9	1	1	22	22	0	12	0	2	0	8	1	1	0	0	0	0	0	0	9-8	
+ - Overtime																													

2022 GAME-BY-GAME POSTSEASON STATISTICS (SEAHAWKS)

DATE	OPPONENT	P/S	TACKLES							INTERCEPTIONS					O. FUMB				ST				MISC			SCORE	
			TK	S	A	SK	YDS	TFL	YDS	QBH	NO	YDS	LG	TD	PD	FF	FR	TD	YDS	TK	S	A	FF	FR	S		A
01/14	at 49ers	S	5	2	3	0.0	0.0	0	0	0	0	0	0	0	1	0	0	0	0	0	0	0	0	0	0	L	23-41
2022 TOTALS		1-1	5	2	3	0.0	0.0	0	0	0	0	0	0	1	0	0	0	0	0	0	0	0	0	0	0	0-1	



JJ

JANSEN

LONG SNAPPER

44

Hometown: Phoenix, Ariz.

College: Notre Dame

Acquired: TR-09 GB

Awards:

Q 2013

HT 6'2"

WT 235

AGE 39

 17

 17

PANTHERS

CAREER HIGHLIGHTS

PRO CAREER

- His 260 career games with the Panthers are the most by any player in franchise history...Has appeared in every regular season game for the team since 2009...Has also played in seven playoff games for the Panthers.
- Is one of just 43 players in NFL history to appear in 260 games and only the seventh in league history to play all 260+ for one franchise...Ranks third among active players in the NFL in games played.
- Tallied 23 total special teams tackles (11 solo) from 2009-24.
- Selected to the Pro Bowl in 2013...That season, he was successful on all 139 snaps, helping kicker Graham Gano convert 24-of-27 field goal attempts, including a franchise record six made field goals of 50 yards or more...Also contributed to punter Brad Nortman setting team records with a 47.8-yard gross average and 41.6-yard net average.
- Before being traded to the Panthers, missed the 2008 season with Green Bay after landing on injured reserve with a knee injury during the preseason.

PANTHERS

TRANSACTIONS

- Signed as an undrafted rookie free agent by the Green Bay Packers (5/2/08)...Placed on injured reserve by the Green Bay Packers (8/31/08)...Traded to the Carolina Panthers (4/13/09)...Signed to contract extension with the Carolina Panthers (2/8/12)...Signed contract extension with the Carolina Panthers (2/17/16)...Re-signed with the Carolina Panthers (2/10/22)...Re-signed with the Carolina Panthers (2/21/23)...Re-signed with the Carolina Panthers (3/11/24)...Re-signed with the Carolina Panthers (2/14/25).

PANTHERS

COLLEGE

- Played in 32 games at Notre Dame as the Fighting Irish's long snapper...Recorded eight special teams tackles...Served as the long snapper on field goals and punts in all 12 games as a senior in 2007...Worked with two different punters and right-footed and left-footed place-kickers with each having his own holder.

PANTHERS

PAW PRINTS

- The longest tenured Panther on the team, JJ has played in every regular season game for the team since 2009.
- JJ hosts Cart Talk, a Panthers production that features him driving around the facility with notable guests in the passenger seat.
- JJ is also a minority owner of the Charlotte Checkers, an AHL affiliate of the Florida Panthers...The Checkers recently advanced to 2025 Calder Cup Finals.

JJ JANSEN'S NFL REGULAR SEASON STATISTICS

DATE	TEAM	GP
2009	Panthers	16
2010	Panthers	16
2011	Panthers	16
2012	Panthers	16
2013	Panthers	16
2014	Panthers	16
2015	Panthers	16
2016	Panthers	16
2017	Panthers	16
2018	Panthers	16
2019	Panthers	16
2020	Panthers	16
2021	Panthers	17
2022	Panthers	17
2023	Panthers	17
2024	Panthers	17
NFL TOTALS		260

JJ JANSEN'S NFL POSTSEASON STATISTICS

DATE	TEAM	GP
2013	Panthers	1
2014	Panthers	2
2015	Panthers	3
2017	Panthers	1
NFL TOTALS		7



D.J.
JOHNSON
OUTSIDE LINEBACKER

52

Hometown: Sacramento, Calif.

College: Oregon

Acquired: D3-23

HT6'4"

WT270

AGE26

3

3

PANTHERS
CAREER HIGHLIGHTS

- In 27 games with five starts, has notched 58 tackles (23 solo) with 0.5 sack, four tackles for loss, two passes defended, one quarterback hit and one fumble recovery...Has also added two special teams tackles (both solo).
- Logged a career-high six tackles (two solo) and one tackle for loss in Week 4 of 2024 against the Bengals (9/29).

YEAR-BY-YEAR

- 2024:** Played 14 games (two starts) for the Panthers...Recorded 44 tackles (19 solo), with 0.5 sack, one quarterback hit, three tackles for loss, one pass defended, and one fumble recovery...Notched the first sack of career and recorded four tackles (one solo) against the Los Angeles Chargers (9/15)...Logged a career-high six tackles (two solo) and one tackle for loss in against Cincinnati (9/29)...Recovered the first fumble of career against Dallas (12/15).
- 2023:** Appeared in 13 games (three starts)...Recorded 14 tackles (four solo), including one tackle for loss...Made NFL debut against Minnesota (10/1)...Finished with two total tackles at MIA (10/15), the firsts of career.

PANTHERS
TRANSACTIONS

- Selected by the Carolina Panthers in the third round (80th overall) of the 2023 NFL Draft (4/28/23).

PANTHERS
COLLEGE

- Appeared in 42 career collegiate games after spending his freshman year at Miami (Fla.) (2017) and finishing his career at Oregon (2018-2022)...Closed his collegiate career with 67 total tackles, 19.5 tackles for loss and 9.0 sacks over six seasons...As a senior, earned Coaches Pac-12 All-Conference honorable mention after posting career-highs in total tackles (39), tackles for loss (8.5) and sacks (6.0)...As a junior, contributed in all three phases, playing 268 total snaps (152 on defense, 98 on offense and 18 on special teams)...Finished the season with 11 total tackles, two tackles for a loss and a sack...Added one catch for 11 yards on offense at tight end...As a junior, played in all seven games during the pandemic-shortened 2020 season...Caught 10 passes for 113 yards and three touchdowns...As a redshirt sophomore, was one of two players in the nation with at least seven tackles, three tackles for loss, 1.0 sack and a forced fumble in a single game...Finished the season with 14 tackles, five tackles for loss and 2.0 sacks...As a freshman at Miami (Fla.), saw action in eight games, finishing the season with three total tackles...A native of Sacramento, Calif...Attended Luther Burbank High School.

D.J. JOHNSON'S NFL REGULAR SEASON DEFENSIVE STATISTICS

		TACKLES										INTERCEPTIONS						O. FUMB				ST				MISC		
DATE	TEAM	GP	GS	TK	S	A	TFL	YDS	SK	YDS	QBH	NO	YDS	LG	TD	PD	FF	FR	TD	YDS	TK	S	A	FF	FR	S	A	
2023	Panthers	13	3	14	4	10	1	3	0.0	0.0	0	0	0	0	0	1	0	0	0	0	2	2	0	0	0	0	0	0
2024	Panthers	14	2	44	19	25	3	5	0.5	0.0	1	0	0	0	0	1	0	1	0	0	0	0	0	0	0	0	0	
NFL TOTALS		27	5	58	23	35	4	8	0.5	0.0	1	0	0	0	0	2	0	1	0	0	2	2	0	0	0	0	0	0

SINGLE-GAME HIGHS: DEFENSIVE

Total Tackles 6 vs. Cincinnati Bengals, Sep 29, 2024
Solo Tackles 5 vs. Tampa Bay Buccaneers, Dec 01, 2024
Sacks 0.5 vs. Los Angeles Chargers, Sep 15, 2024

Fumble Recoveries 1 vs. Dallas Cowboys, Dec 15, 2024
Tackles For Loss 1 vs. Tampa Bay Buccaneers, Dec 01, 2024
...2 more at 1.
Special Teams Tackles 1 vs. Houston Texans, Oct 29, 2023
...1 more at 1.

2024 GAME-BY-GAME REGULAR-SEASON STATISTICS (PANTHERS)

TACKLES												INTERCEPTIONS				O. FUMB			ST			MISC							
DATE	OPPONENT	P/S	TK	S	A	SK	YDS	TFL	YDS	QBH	NO	YDS	LG	TD	PD	FF	FR	TD	YDS	TK	S	A	FF	FR	S	A	W/L	SCORE	
09/08	at Saints	P	2	2	0	0	0	0	0	0	0	0	0	0	0	0	0	0	0	0	0	0	0	0	0	0	L	10-47	
09/15	Chargers	P	4	1	3	0.5	0.0	0	0	0	1	0	0	0	0	0	0	0	0	0	0	0	0	0	0	0	L	3-26	
09/22	at Raiders	P	1	1	0	0	0.0	0.0	0	0	0	0	0	0	0	0	0	0	0	0	0	0	0	0	0	0	W	36-22	
09/29	Bengals	P	6	2	4	0	0	0	0	1	1	0	0	0	0	0	0	0	0	0	0	0	0	0	0	0	L	24-34	
10/06	at Bears	P	3	1	2	0	0	0	0	0	0	0	0	0	0	0	0	0	0	0	0	0	0	0	0	0	L	10-36	
10/13	Falcons	S	5	1	4	0	0	0	0	0	0	0	0	0	1	0	0	0	0	0	0	0	0	0	0	0	L	20-38	
10/20	at Commanders	P	4	1	3	0	0	0	0	0	0	0	0	0	0	0	0	0	0	0	0	0	0	0	0	0	L	7-40	
10/27	at Broncos	P	0	0	0	0	0	0	0	0	0	0	0	0	0	0	0	0	0	0	0	0	0	0	0	0	L	14-28	
11/03	Saints		ON INACTIVE LIST																									W	23-22
11/10	Giants	P	4	1	3	0	0	0	0	0	0	0	0	0	0	0	0	0	0	0	0	0	0	0	0	0	W	20-17+	
11/24	Chiefs		ON INACTIVE LIST																									L	27-30
12/01	Buccaneers	P	5	5	0	0	0	0	1	3	0	0	0	0	0	0	0	0	0	0	0	0	0	0	0	0	L	23-26+	
12/08	at Eagles	S	1	1	0	0	0	0	0	0	0	0	0	0	0	0	0	0	0	0	0	0	0	0	0	0	L	16-22	
12/15	Cowboys	P	5	1	4	0	0	0	0	0	0	0	0	0	0	0	1	0	0	0	0	0	0	0	0	0	L	14-30	
12/22	Cardinals	P	1	0	1	0	0	0	0	0	0	0	0	0	0	0	0	0	0	0	0	0	0	0	0	0	W	36-30+	
12/29	at Buccaneers	P	3	2	1	0	0	0	1	1	0	0	0	0	0	0	0	0	0	0	0	0	0	0	0	0	L	14-48	
01/05	at Falcons		RESERVE/NFIN																									W	44-38+
2024 TOTALS		14-2	44	19	25	0.5	0.0	3	5	1	0	0	0	0	1	0	1	0	0	0	0	0	0	0	0	0	5-12		
+ - Overtime																													

2023 GAME-BY-GAME REGULAR-SEASON STATISTICS (PANTHERS)

			TACKLES							INTERCEPTIONS					O. FUMB			ST			MISC							
DATE	OPPONENT	P/S	TK	S	A	SK	YDS	TFL	YDS	QBH	NO	YDS	LG	TD	PD	FF	FR	TD	YDS	TK	S	A	FF	FR	S	A	W/L	SCORE
09/10	at Falcons		DID NOT PLAY (NON-INJURY)																								L	10-24
09/18	Saints		ON INACTIVE LIST																								L	17-20
09/24	at Seahawks		ON INACTIVE LIST																								L	27-37
10/01	Vikings	P	0	0	0	0.0	0.0	0	0	0	0	0	0	0	0	0	0	0	0	1	1	0	0	0	0	0	L	13-21
10/08	at Lions	P	0	0	0	0.0	0.0	0	0	0	0	0	0	0	0	0	0	0	0	0	0	0	0	0	0	0	L	24-42
10/15	at Dolphins	P	2	0	2	0.0	0.0	0	0	0	0	0	0	0	0	0	0	0	0	0	0	0	0	0	0	0	L	21-42
10/29	Texans	P	2	1	1	0.0	0.0	1	3	0	0	0	0	0	0	0	0	0	0	1	1	0	0	0	0	0	W	15-13
11/05	Colts	S	3	0	3	0.0	0.0	0	0	0	0	0	0	0	0	0	0	0	0	0	0	0	0	0	0	0	L	13-27
11/09	at Bears	S	2	1	1	0.0	0.0	0	0	0	0	0	0	0	0	0	0	0	0	0	0	0	0	0	0	0	L	13-16
11/19	Cowboys	S	3	2	1	0.0	0.0	0	0	0	0	0	0	0	1	0	0	0	0	0	0	0	0	0	0	0	L	10-33
11/26	at Titans	P	0	0	0	0.0	0.0	0	0	0	0	0	0	0	0	0	0	0	0	0	0	0	0	0	0	0	L	10-17
12/03	at Buccaneers		ON INACTIVE LIST																								L	18-21
12/10	at Saints	P	0	0	0	0.0	0.0	0	0	0	0	0	0	0	0	0	0	0	0	0	0	0	0	0	0	0	L	6-28
12/17	Falcons	P	0	0	0	0.0	0.0	0	0	0	0	0	0	0	0	0	0	0	0	0	0	0	0	0	0	0	W	9-7
12/24	Packers	P	2	0	2	0.0	0.0	0	0	0	0	0	0	0	0	0	0	0	0	0	0	0	0	0	0	0	L	30-33
12/31	at Jaguars	P	0	0	0	0.0	0.0	0	0	0	0	0	0	0	0	0	0	0	0	0	0	0	0	0	0	0	L	0-26
01/07	Buccaneers	P	0	0	0	0.0	0.0	0	0	0	0	0	0	0	0	0	0	0	0	0	0	0	0	0	0	0	L	0-9
2023 TOTALS		13-3	14	4	10	0.0	0.0	1	3	0	0	0	0	0	1	0	0	0	0	2	2	0	0	0	0	0	2-15	



PAT
JONES II

91

OUTSIDE LINEBACKER

Hometown: Chesapeake, Va.

College: Pittsburgh

Acquired: FA-25

HT6'4"

WT264

AGE26

1

5

PANTHERS

CAREER HIGHLIGHTS

- In 57 games, has made five starts...Recorded 98 tackles (56 solo) with 12.0 sacks, 25 quarterback hits, 22 tackles for loss and one forced fumble...Also added seven special teams tackles (five solo).
- Appeared in one postseason games with Minnesota (2022), and recorded a solo tackle.
- In addition to a career-high 7.0 sacks in 2024, recorded three multi-sack games, one of just 14 players that season with at least three such performances...Of the 14, one start was the fewest and was one of three with fewer than 12 starts.
- With 4.0 sacks in the first two games of 2024, tied single-season career high from 2022...Also tied Danielle Hunter (2021 and 2023) for the most sacks in two weeks to start a season in Vikings history (since 2000).
- In Week 11 against the Titans in 2024, became the first Vikings player with at least 2.0 sacks and five quarterback hits in a game since Brian Robison in 2012.

YEAR-BY-YEAR

- **2024:** Appeared in 15 games for the Vikings in 2024 with one start, and recorded career highs in total tackles (39), tackles for loss (nine), sacks (7.0), quarterback hits (12) and forced fumbles (one)...Also added 19 solo tackles...Made season debut in Week 1 at the New York Giants (9/8) and recorded four tackles (two solo), 2.0 sacks for 14 yards, two quarterback hurries and two tackles for loss...Marked second career game with 2.0 sacks (at Miami, 10/16/22)...Tallied two sacks in the Vikings home opener against San Francisco (9/15), adding five tackles, including two for loss, two quarterback hurries and a forced fumble...With 4.0 sacks in two games in 2024, tied single-season career high from 2022...Also tied Danielle Hunter (2021 and 2023) for the most sacks in two weeks to start a season in team history (since 2000)...Started first game of the season and had four tackles in Week 8 at the Rams (10/24)...Tallied 2.0 sacks in Week 11 at Tennessee (11/17), also adding five tackles, including three for loss, and five quarterback hits...Became the first Viking with at least 2.0 sacks and five quarterback hits in a game since Brian Robison in 2012.
- **2023:** Contributed on both defense and special teams in each of the Vikings 17 games and made four starts...Amassed 31 tackles (21 solo), including five for loss, 1.0 sack and eight quarterback hurries...Made first career start at Carolina (10/1), recording three tackles, including two for loss...Collected first sack of the season vs. Detroit, and added six tackles (five solo), three tackles for loss, and a pass defended...Totaled a single-game best nine tackles vs. Green Bay (12/31).
- **2022:** Appeared in 16 games for Minnesota...Totaled 21 tackles (12 solo), eight tackles for loss, 4.0 sacks, and five quarterback hits...Recorded a single-season best six special teams tackles (four solo)...Tallied first and second career sack at Miami (10/16)...Made postseason debut against the New York Giants (1/15/23) and registered one total tackle.
- **2021:** Appeared in nine games for Minnesota...Made seven tackles (four solo)...Played in first NFL career game at Baltimore (11/7)...Recorded first two career tackles at the Los Angeles Chargers (11/14).

PANTHERS

TRANSACTIONS

- Selected by the Minnesota Vikings in the third round (90th overall) of the 2021 NFL Draft (7/26/21)...Signed with the Carolina Panthers (3/10/25).

PANTHERS

COLLEGE

- Appeared in 48 games with 24 starts during Pitt career, starting every game over his final two seasons...Consensus All-America as a senior in 2020, led the ACC with 9.0 sacks, including a career-best 3.0 in a win over No. 24 Louisville...Had a three-sack game vs. Boston College that earned him ACC Defensive Lineman of the Week in 2020...Earned Second-Team All-ACC in 2019 in his first season as a starter...Led Pitt in tackles for loss, forced fumbles and quarterback hurries, and ranked second in sacks in 2019...Earned ACC Defensive Lineman of the Week vs. Duke in 2019 with 2.0 sacks, two forced fumbles and six tackles...Led the ACC and was sixth in the country with 0.31 forced fumbles per game in 2019...Helped Panthers to an 8-5 mark, the best of his career, and a win over Eastern Michigan in the Quick Lane Bowl in Detroit...Played in all 14 games in 2018 and had first full sacks of his career, ending season with 4.0, with 1.0 in Sun Bowl vs. Stanford...Helped Pitt to a berth in ACC title game in 2018, falling to Clemson but earning a spot in Sun Bowl against Stanford...As a redshirt freshman in 2017, played in 10-of-12 games as Pitt went 5-7, upsetting No. 2 Miami in the final game of the year...Redshirted in 2016.

PANTHERS

PAW PRINTS

- Pat was born in Yokosuka, Japan, as his father, Patrick Sr., a U.S. Navy IT Chief, was stationed there...Spent most of his life overseas...After several relocations to bases in Jacksonville and Naples, Italy, the Jones family moved back to Japan, where they stayed until December 2012...During his international travels with his family, he climbed Mount Vesuvius, skied in the German Alps and skated at an Olympic rink in Munich...Discovered football in Japan, but did not start playing until his junior year in high school.
- Pat is an avid fisherman, happy to go after the big gets or spend hours just floating in a boat...Likes to do film study while fishing...Over the past couple of years, realized he can take his tablet and hop in a simple wood siding boat, then relax for hours, breaking down film while he keeps an eye on his fishing pole.
- Pat is cousins with Bengals defensive tackle B.J. Hill.

PAT JONES II'S NFL REGULAR SEASON DEFENSIVE STATISTICS

		TACKLES										INTERCEPTIONS				O. FUMB			ST			MISC						
DATE	TEAM	GP	GS	TK	S	A	TFL	YDS	SK	YDS	QBH	NO	YDS	LG	TD	PD	FF	FR	TD	YDS	TK	S	A	FF	FR	S	A	
2021	Vikings	9	0	7	4	3	0	0	0.0	0.0	0	0	0	0	0	0	0	0	0	0	0	0	0	0	0	0	0	
2022	Vikings	16	0	21	12	9	8	26	4.0	20.0	5	0	0	0	0	0	0	0	0	0	6	4	2	0	0	0	0	
2023	Vikings	17	4	31	21	10	5	17	1.0	11.0	8	0	0	0	0	0	0	0	0	0	1	1	0	0	0	0	0	
2024	Vikings	15	1	39	19	20	9	52	7.0	47.0	12	0	0	0	0	0	1	0	0	0	0	0	0	0	0	0	0	
NFL TOTALS		57	5	98	56	42	22	95	12.0	78.0	25	0	0	0	0	0	1	0	0	0	7	5	2	0	0	0	0	0

PAT JONES II'S NFL POSTSEASON DEFENSIVE STATISTICS

		TACKLES										INTERCEPTIONS					O. FUMB				ST				MISC			
DATE	TEAM	GP	GS	TK	S	A	TFL	YDS	SK	YDS	QBH	NO	YDS	LG	TD	PD	FF	FR	TD	YDS	TK	S	A	FF	FR	S	A	
2022	Vikings	1	0	1	0	1	0	0	0.0	0.0	0	0	0	0	0	0	0	0	0	0	0	0	0	0	0	0	0	0
2024	Vikings	0	0	0	0	0	0	0	0.0	0.0	0	0	0	0	0	0	0	0	0	0	0	0	0	0	0	0	0	0
NFL TOTALS		1	0	1	0	1	0	0	0.0	0.0	0	0	0	0	0	0	0	0	0	0	0	0	0	0	0	0	0	0

SINGLE-GAME HIGHS: DEFENSIVE

Total Tackles 9 vs. Green Bay Packers, Dec 31, 2023
Solo Tackles 5 vs. Green Bay Packers, Dec 31, 2023
...1 more at 5.
Sacks 2.0 at Tennessee Titans, Nov 17, 2024
...3 more at 2.0.

Forced Fumbles 1 vs. San Francisco 49ers, Sep 15, 2024
Tackles For Loss 3 at Tennessee Titans, Nov 17, 2024
...1 more at 3.

2024 GAME-BY-GAME REGULAR-SEASON STATISTICS (VIKINGS)

TACKLES											INTERCEPTIONS				O. FUMB				ST			MISC						
DATE	OPPONENT	P/S	TK	S	A	SK	YDS	TFL	YDS	QBH	NO	YDS	LG	TD	PD	FF	FR	TD	YDS	TK	S	A	FF	FR	S	A	W/L	SCORE
09/08	at Giants	P	4	2	2	2.0	14.0	2	14	2	0	0	0	0	0	0	0	0	0	0	0	0	0	0	0	0	W	28-6
09/15	49ers	P	5	2	3	2.0	12.0	2	12	2	0	0	0	0	0	1	0	0	0	0	0	0	0	0	0	0	W	23-17
09/22	Texans	P	2	1	1	0.0	0.0	1	3	1	0	0	0	0	0	0	0	0	0	0	0	0	0	0	0	0	W	34-7
09/29	at Packers	P	3	1	2	1.0	10.0	1	10	2	0	0	0	0	0	0	0	0	0	0	0	0	0	0	0	0	W	31-29
10/06	Jets	P	2	0	2	0.0	0.0	0	0	0	0	0	0	0	0	0	0	0	0	0	0	0	0	0	0	0	W	23-17
10/20	Lions	P	2	2	0	0.0	0.0	0	0	0	0	0	0	0	0	0	0	0	0	0	0	0	0	0	0	0	L	29-31
10/24	at Rams	S	4	3	1	0.0	0.0	0	0	0	0	0	0	0	0	0	0	0	0	0	0	0	0	0	0	0	L	20-30
11/03	Colts	P	0	0	0	0.0	0.0	0	0	0	0	0	0	0	0	0	0	0	0	0	0	0	0	0	0	0	W	21-13
11/10	at Jaguars	P	1	0	1	0.0	0.0	0	0	0	0	0	0	0	0	0	0	0	0	0	0	0	0	0	0	0	W	12-7
11/17	at Titans	P	5	4	1	2.0	11.0	3	13	5	0	0	0	0	0	0	0	0	0	0	0	0	0	0	0	0	W	23-13
11/24	at Bears	P	0	0	0	0.0	0.0	0	0	0	0	0	0	0	0	0	0	0	0	0	0	0	0	0	0	0	W	30-27+
12/01	Cardinals	P	6	3	3	0.0	0.0	0	0	0	0	0	0	0	0	0	0	0	0	0	0	0	0	0	0	0	W	23-22
12/08	Falcons		ON INACTIVE LIST																						W	42-21		
12/16	Bears	P	3	1	2	0.0	0.0	0	0	0	0	0	0	0	0	0	0	0	0	0	0	0	0	0	0	0	W	30-12
12/22	at Seahawks	P	2	0	2	0.0	0.0	0	0	0	0	0	0	0	0	0	0	0	0	0	0	0	0	0	0	0	W	27-24
12/29	Packers	P	0	0	0	0.0	0.0	0	0	0	0	0	0	0	0	0	0	0	0	0	0	0	0	0	0	0	W	27-25
01/05	at Lions		ON INACTIVE LIST																						L	9-31		
2024 TOTALS		15-1	39	19	20	7.0	47.0	9	52	12	0	0	0	0	0	1	0	0	0	0	0	0	0	0	0	14-3		
+ - Overtime																												

2023 GAME-BY-GAME REGULAR-SEASON STATISTICS (VIKINGS)

DATE	OPPONENT	P/S	TACKLES								INTERCEPTIONS				O. FUMB				ST			MISC		SCORE					
			TK	S	A	SK	YDS	TFL	YDS	QBH	NO	YDS	LG	TD	PD	FF	FR	TD	YDS	TK	S	A	FF		FR	S	A	W/L	
09/10	Buccaneers	P	0	0	0	0.0	0.0	0	0	0	0	0	0	0	0	0	0	0	0	0	0	0	0	0	0	L	17-20		
09/14	at Eagles	P	2	1	1	0.0	0.0	0	0	0	0	0	0	0	0	0	0	0	0	0	0	0	0	0	0	L	28-34		
09/24	Chargers	P	1	0	1	0.0	0.0	0	0	0	0	0	0	0	0	0	0	0	0	0	0	0	0	0	0	L	24-28		
10/01	at Panthers	S	3	2	1	0.0	0.0	2	1	0	0	0	0	0	0	0	0	0	0	0	0	0	0	0	0	W	21-13		
10/08	Chiefs	P	0	0	0	0.0	0.0	0	0	2	0	0	0	0	0	0	0	0	0	0	0	0	0	0	0	L	20-27		
10/15	at Bears	P	3	3	0	0.0	0.0	0	0	0	0	0	0	0	0	0	0	0	0	0	0	0	0	0	0	W	19-13		
10/23	49ers	P	0	0	0	0.0	0.0	0	0	0	0	0	0	0	0	0	0	0	0	0	0	0	0	0	0	W	22-17		
10/29	at Packers	P	0	0	0	0.0	0.0	0	0	0	0	0	0	0	0	0	0	0	0	0	0	0	0	0	0	W	24-10		
11/05	at Falcons	P	0	0	0	0.0	0.0	0	0	0	0	0	0	0	0	0	0	0	0	0	0	0	0	0	0	W	31-28		
11/12	Saints	P	2	1	1	0.0	0.0	0	0	0	0	0	0	0	0	0	0	0	0	0	0	0	0	0	0	W	27-19		
11/19	at Broncos	P	1	1	0	0.0	0.0	0	0	2	0	0	0	0	0	0	0	0	0	0	0	0	0	0	0	L	20-21		
11/27	Bears	P	1	1	0	0.0	0.0	0	0	1	0	0	0	0	0	0	0	0	0	0	0	0	0	0	0	L	10-12		
12/10	at Raiders	P	0	0	0	0.0	0.0	0	0	0	0	0	0	0	0	0	0	0	0	0	0	0	0	0	0	W	3-0		
12/16	at Bengals	P	2	2	0	0.0	0.0	0	0	0	0	0	0	0	0	0	0	0	0	1	1	0	0	0	0	L	24-27+		
12/24	Lions	S	6	5	1	1.0	11.0	3	16	1	0	0	0	0	0	0	0	0	0	0	0	0	0	0	0	L	24-30		
12/31	Packers	S	9	5	4	0.0	0.0	0	0	2	0	0	0	0	0	0	0	0	0	0	0	0	0	0	0	L	10-33		
01/07	at Lions	S	1	0	1	0.0	0.0	0	0	0	0	0	0	0	0	0	0	0	0	0	0	0	0	0	0	L	20-30		
2023 TOTALS		17-4	31	21	10	1.0	11.0	5	17	8	0	0	0	0	0	0	0	0	1	1	0	0	0	0	0	0	7-10		
+ - Overtime																													

2022 GAME-BY-GAME REGULAR-SEASON STATISTICS (VIKINGS)

			TACKLES								INTERCEPTIONS				O. FUMB			ST			MISC								
DATE	OPPONENT	P/S	TK	S	A	SK	YDS	TFL	YDS	QBH	NO	YDS	LG	TD	PD	FF	FR	TD	YDS	TK	S	A	FF	FR	S	A	W/L	SCORE	
09/11	Packers	P	0	0	0	0.0	0.0	0	0	0	0	0	0	0	0	0	0	0	0	0	0	0	0	0	0	0	W	23-7	
09/19	at Eagles	P	1	1	0	0.0	0.0	1	2	0	0	0	0	0	0	0	0	0	0	1	1	0	0	0	0	0	L	7-24	
09/25	Lions	P	0	0	0	0.0	0.0	0	0	0	0	0	0	0	0	0	0	0	0	0	0	0	0	0	0	0	W	28-24	
10/02	at Saints	P	0	0	0	0.0	0.0	0	0	0	0	0	0	0	0	0	0	0	0	0	0	0	0	0	0	0	W	28-25	
10/09	Bears	P	1	0	1	0.0	0.0	0	0	0	0	0	0	0	0	0	0	0	0	0	0	0	0	0	0	0	W	29-22	
10/16	at Dolphins	P	3	2	1	2.0	11.0	2	11	2	0	0	0	0	0	0	0	0	0	0	0	0	0	0	0	0	W	24-16	
10/30	Cardinals	P	1	1	0	0.0	0.0	1	1	0	0	0	0	0	0	0	0	0	0	0	0	0	0	0	0	0	W	34-26	
11/06	at Commanders	P	0	0	0	0.0	0.0	0	0	0	0	0	0	0	0	0	0	0	0	0	0	0	0	0	0	0	W	20-17	
11/13	at Bills	P	0	0	0	0.0	0.0	0	0	0	0	0	0	0	0	0	0	0	0	1	0	1	0	0	0	0	W	33-30+	
11/20	Cowboys	P	4	2	2	0.0	0.0	1	2	0	0	0	0	0	0	0	0	0	0	1	1	0	0	0	0	0	L	3-40	
11/24	Patriots	P	0	0	0	0.0	0.0	0	0	0	0	0	0	0	0	0	0	0	0	1	1	0	0	0	0	0	W	33-26	
12/04	Jets	P	4	3	1	1.0	3.0	1	3	1	0	0	0	0	0	0	0	0	0	0	0	0	0	0	0	0	W	27-22	
12/11	at Lions	P	1	0	1	0.0	0.0	0	0	0	0	0	0	0	0	0	0	0	0	0	0	0	0	0	0	0	L	23-34	
12/17	Colts		INACTIVE																								W	39-36+	
12/24	Giants	P	1	0	1	0.0	0.0	0	0	0	0	0	0	0	0	0	0	0	0	1	0	1	0	0	0	0	W	27-24	
01/01	at Packers	P	1	0	1	0.0	0.0	0	0	0	0	0	0	0	0	0	0	0	0	1	1	0	0	0	0	0	L	17-41	
01/08	at Bears	P	4	3	1	1.0	6.0	2	7	2	0	0	0	0	0	0	0	0	0	0	0	0	0	0	0	0	W	29-13	
2022 TOTALS		16-0	21	12	9	4.0	20.0	8	26	5	0	0	0	0	0	0	0	0	0	6	4	2	0	0	0	0	13-4		
+ - Overtime																													

2021 GAME-BY-GAME REGULAR-SEASON STATISTICS (VIKINGS)

			TACKLES							INTERCEPTIONS					O. FUMB				ST				MISC					
DATE	OPPONENT	P/S	TK	S	A	SK	YDS	TFL	YDS	QBH	NO	YDS	LG	TD	PD	FF	FR	TD	YDS	TK	S	A	FF	FR	S	A	W/L	SCORE
09/12	at Bengals		ON INACTIVE LIST																							L	24-27+	
09/19	at Cardinals		DID NOT PLAY (NON-INJURY)																							L	33-34	
09/26	Seahawks		ON INACTIVE LIST																							W	30-17	
10/03	Browns		ON INACTIVE LIST																							L	7-14	
10/10	Lions		ON INACTIVE LIST																							W	19-17	
10/17	at Panthers		ON INACTIVE LIST																							W	34-28+	
10/31	Cowboys		ON INACTIVE LIST																							L	16-20	
11/07	at Ravens	P	0	0	0	0.0	0.0	0	0	0	0	0	0	0	0	0	0	0	0	0	0	0	0	0	0	0	L	31-34+
11/14	at Chargers	P	2	1	1	0.0	0.0	0	0	0	0	0	0	0	0	0	0	0	0	0	0	0	0	0	0	0	W	27-20
11/21	Packers	P	0	0	0	0.0	0.0	0	0	0	0	0	0	0	0	0	0	0	0	0	0	0	0	0	0	0	W	34-31
11/28	at 49ers	P	2	0	2	0.0	0.0	0	0	0	0	0	0	0	0	0	0	0	0	0	0	0	0	0	0	0	L	26-34
12/05	at Lions	P	0	0	0	0.0	0.0	0	0	0	0	0	0	0	0	0	0	0	0	0	0	0	0	0	0	0	L	27-29
12/09	Steelers	P	1	1	0	0.0	0.0	0	0	0	0	0	0	0	0	0	0	0	0	0	0	0	0	0	0	0	W	36-28
12/20	at Bears	P	2	2	0	0.0	0.0	0	0	0	0	0	0	0	0	0	0	0	0	0	0	0	0	0	0	0	W	17-9
12/26	Rams	P	0	0	0	0.0	0.0	0	0	0	0	0	0	0	0	0	0	0	0	0	0	0	0	0	0	0	L	23-30
01/02	at Packers		DID NOT PLAY																							L	10-37	
01/09	Bears	P	0	0	0	0.0	0.0	0	0	0	0	0	0	0	0	0	0	0	0	0	0	0	0	0	0	0	W	31-17
2021 TOTALS		9-0	7	4	3	0.0	0.0	0	0	0	0	0	0	0	0	0	0	0	0	0	0	0	0	0	0	0	8-9	
+ - Overtime																												

2024 GAME-BY-GAME POSTSEASON STATISTICS (VIKINGS)

DATE	OPPONENT	P/S	TACKLES							INTERCEPTIONS							O. FUMB			ST			MISC		SCORE		
			TK	S	A	SK	YDS	TFL	YDS	QBH	NO	YDS	LG	TD	PD	FF	FR	TD	YDS	TK	S	A	FF	FR		S	A
01/13	at Rams		INACTIVE																						L	9-27	
2024 TOTALS			0	0	0	0.0	0.0	0	0	0	0	0	0	0	0	0	0	0	0	0	0	0	0	0	0	0-1	

2022 GAME-BY-GAME POSTSEASON STATISTICS (VIKINGS)

			TACKLES							INTERCEPTIONS					O. FUMB				ST				MISC					
DATE	OPPONENT	P/S	TK	S	A	SK	YDS	TFL	YDS	QBH	NO	YDS	LG	TD	PD	FF	FR	TD	YDS	TK	S	A	FF	FR	S	A	W/L	SCORE
01/15	Giants	P	1	0	1	0.0	0.0	0	0	0	0	0	0	0	0	0	0	0	0	0	0	0	0	0	0	0	L	24-31
2022 TOTALS		1-0	1	0	1	0.0	0.0	0	0	0	0	0	0	0	0	0	0	0	0	0	0	0	0	0	0	0	0-1	



JARRETT
KINGSTON

61

OFFENSIVE LINEMAN

Hometown: Anderson, Calif.

College: Southern California

Acquired: WV-24 SF

HT6'4"

WT308

AGE25

2

2

PANTHERS

CAREER HIGHLIGHTS

- Has played in seven career games, mostly on special teams.

YEAR-BY-YEAR

- 2024: Claimed by the Panthers prior to the start of the season, he played in seven games, mostly on special teams...Made NFL debut at Washington (10/20).

PANTHERS

TRANSACTIONS

- Selected by the San Francisco 49ers in the sixth round (215th overall) of the 2024 NFL Draft (4/27/24)...Waived by 49ers (8/27/24)...Claimed off waivers by the Carolina Panthers (8/28/24)...Waived by the Carolina Panthers (8/26/25)...Signed to the Carolina Panthers practice squad (8/27/25).

PANTHERS

COLLEGE

- Appeared in 49 games (38 starts) over six seasons at Southern California (2023-24) and Washington State (2018-22)...As a redshirt senior in 2023, started in 12 games on an offensive line that helped the Southern California offense average 469.7 yards per game, the 11th-most in the FBS...In 2022 at Washington State, started in nine games and earned All-Pac-12 Honorable Mention...Started in all 13 games in 2021, helping the Cougars make an appearance in the Sun Bowl...Appeared in 10 games in 2019 and one game as a true freshman in 2018.

JARRETT KINGSTON'S NFL REGULAR SEASON STATISTICS

DATE	TEAM	GP	GS
2024	Panthers	7	0
NFL TOTALS		7	0



XAVIER LEGETTE

WIDE RECEIVER | (ex ZAVE yerr / lee GETT)

17

Hometown: Mullins, S.C.

College: South Carolina

Acquired: D1-24

HT 6'3"

WT 227

AGE 24

2

2

PANTHERS

CAREER HIGHLIGHTS

- Has appeared in 16 games with 13 starts...Caught 49 passes for 497 yards with four touchdowns.
- As a rookie (2024), led the Panthers in catches...Ranked fourth in catches, tied for fifth in touchdowns and seventh in receiving yards among Panthers' rookie all time...Among 2024 rookie class, was eighth in catches, tied for eighth in receiving touchdowns and ninth in receiving yards.

YEAR-BY-YEAR

- 2024: As a rookie, played 16 games (13 starts) for the Panthers...Caught 49 passes for 497 yards with four touchdowns...Led the Panthers in catches...Ranked fourth in catches, tied for fifth in touchdowns and seventh in receiving yards among Panthers' rookie all time...Among his rookie class, was eighth in catches, tied for eighth in receiving touchdowns and ninth in receiving yards...Made NFL debut at New Orleans (9/8), reeling in four receptions for 35 yards...Caught two passes for 42 yards, including a season-long 35-yard reception at Las Vegas (9/22)...Scored first touchdown of career vs. Cincinnati (9/29).

PANTHERS

TRANSACTIONS

- Selected by the Carolina Panthers in the first round (32nd overall) of the 2024 NFL Draft (4/25/24).

PANTHERS

COLLEGE

- Played in 53 career games over a five-year career (2019-23) with 32 starts...Logged 113 career receptions for 1,678 yards and 12 receiving touchdowns...His 113 career receptions rank 15th in school history...Averaged 26.4 yards on 29 career kickoff returns...In 2023, was named Second-Team All-SEC by The Associated Press and the league's coaches after leading the team with 71 receptions for 1,255 yards and seven receiving touchdowns...His 1,255 receiving yards was the second-highest single-season mark in school history, while his 71 receptions tied for fifth...Ranked second in the SEC and eighth in the country after averaging 104.6 receiving yards per game...Logged six 100-yard receiving games and recorded at least five receptions in 10 of 12 games...In 2022, played in all 13 games while making seven starts...Finished the season with 18 receptions for 167 yards and three touchdowns...Returned 15 kicks for 441 yards and a touchdown, averaging a school-record 29.4 yards per kick...Played in 11 games making four starts in 2021...Hauled in eight catches for 63 yards and a touchdown...Started the first six games in 2020 before injuries sidelined him for the final four games...Caught seven passes for 113 yards...As a freshman in 2019, played in 11 games and caught nine passes for 80 yards and a touchdown.

PANTHERS

PAW PRINTS

- Xavier owns 14 horses, including his first and favorite, "Dolla Bill", but is always in the market for more. He was first introduced to horses by his uncle when he was five years old and has been riding ever since. His signature "Dolla Bill" touchdown celebration mimics him and his teammates riding their horses around the endzone.
- Xavier aspires to own a racehorse that competes in the Kentucky Derby and served as the NFL's official social media correspondent at the 151st Run for the Roses.

XAVIER LEGETTE'S NFL REGULAR SEASON RUSHING/RECEIVING STATISTICS

DATE	TEAM	RECEIVING							RUSHING				
		GP	GS	NO.	YDS.	AVG.	LG	TD	NO.	YDS.	AVG.	LG	TD
2024	Panthers	16	13	49	497	10.1	35	4	6	24	4.0	8	0
NFL TOTALS		16	13	49	497	10.1	35	4	6	24	4.0	8	0

XAVIER LEGETTE'S NFL REGULAR SEASON RETURN STATISTICS

KICKOFF RETURNS						
DATE	TEAM	RET.	YDS.	AVG.	LG	TD
2024	Panthers	4	102	25.5	30	0
NFL TOTALS		4	102	25.5	30	0

SINGLE-GAME HIGHS: RUSHING/RECEIVING

Rush Attempts	2 vs. Cincinnati Bengals, Sep 29, 2024
Rushing Yards	10 vs. Cincinnati Bengals, Sep 29, 2024
Longest Runs	8 vs. Cincinnati Bengals, Sep 29, 2024
Receptions	6 vs. Cincinnati Bengals, Sep 29, 2024
Receiving Yards	66 vs. Cincinnati Bengals, Sep 29, 2024
Receiving Average	14.0 vs. Kansas City Chiefs, Nov 24, 2024
Longest Receptions	35 at Las Vegas Raiders, Sep 22, 2024

Receiving TDs	1 vs. Atlanta Falcons, Oct 13, 2024
	...1 more at 1.
All-Purpose Yards	76 vs. Cincinnati Bengals, Sep 29, 2024
Kickoff Return Yards	30 at Las Vegas Raiders, Sep 22, 2024
Longest Kickoff Return	30 at Las Vegas Raiders, Sep 22, 2024
Most TDs	1 vs. New Orleans Saints, Nov 03, 2024
	...3 more at 1.
Scrimmage Yards	76 vs. Cincinnati Bengals, Sep 29, 2024

2024 GAME-BY-GAME REGULAR-SEASON STATISTICS (PANTHERS)

DATE	OPPONENT	P/S	RECEIVING						RUSHING						W/L	SCORE
			NO.	YDS.	AVG.	LG	TD		NO.	YDS.	AVG.	LG	TD			
09/08	at Saints	P	4	35	8.8	18	0		0	0	0.0	0	0		L	10-47
09/15	Chargers	P	0	0	0.0	0	0		0	0	0.0	0	0		L	3-26
09/22	at Raiders	P	2	42	21.0	35	0		0	0	0.0	0	0		W	36-22
09/29	Bengals	S	6	66	11.0	17	1		2	10	5.0	8	0		L	24-34
10/06	at Bears	S	1	8	8.0	8	0		0	0	0.0	0	0		L	10-36
10/13	Falcons	S	3	23	7.7	13	1		0	0	0.0	0	0		L	20-38
10/20	at Commanders	S	2	3	1.5	6	0		1	6	6.0	6	0		L	7-40
10/27	at Broncos	S	4	34	8.5	23	1		1	0	0.0	0	0		L	14-28
11/03	Saints	S	4	33	8.3	26	1		1	6	6.0	6	0		W	23-22
11/10	Giants	S	3	40	13.3	23	0		0	0	0.0	0	0		W	20-17+
11/24	Chiefs	S	4	56	14.0	34	0		0	0	0.0	0	0		L	27-30
12/01	Buccaneers	S	4	53	13.3	21	0		0	0	0.0	0	0		L	23-26+
12/08	at Eagles	S	2	39	19.5	31	0		0	0	0.0	0	0		L	16-22
12/15	Cowboys	S	2	7	3.5	5	0		1	2	2.0	2	0		L	14-30
12/22	Cardinals		ON INACTIVE LIST												W	36-30+
12/29	at Buccaneers	S	5	28	5.6	10	0		0	0	0.0	0	0		L	14-48
01/05	at Falcons	S	3	30	10.0	15	0		0	0	0.0	0	0		W	44-38+
2024 TOTALS		16-13	49	497	10.1	35	4		6	24	4.0	8	0		5-12	
+ - Overtime																



DAMIEN
LEWIS

GUARD

68

Hometown: Canton, Miss.

College: LSU

Acquired: FA-24

HT6'2"

WT327

AGE28

2

6

PANTHERS

CAREER HIGHLIGHTS

- Has started all 77 career games played, playing left guard, right guard, and center.
- In two career playoff games, both with Seattle, has started at right guard (2020) and left guard (2022).
- Over the past two seasons (2023-24), has only committed four penalties in 1,783 offensive snaps, while also blocking for a 1,000-yard rusher twice in the past three seasons: Chuba Hubbard in 2024 (Panthers), and Kenneth Walker III in 2022 (Seattle).

YEAR-BY-YEAR

- 2024:** Started all 16 games played at left guard for the Panthers...Committed only one holding penalty on the year...Helped lead the way for 1,000-yard rusher Chuba Hubbard...Part of an offensive line that allowed one sack vs. the New York Giants (11/10), who led the NFL in sacks.
- 2023:** Started and played in 16 games at left guard for Seattle...According to Pro Football Focus, allowed just three sacks, and committed four penalties in 931 offensive snaps.
- 2022:** Started all 16 games played at left guard for Seattle...Blocked for quarterback Geno Smith, who earned first Pro Bowl selection, and rookie running back Kenneth Walker III, who gained 1,000+ rushing yards...Started at left guard in the playoff game at San Francisco (1/14/23).
- 2021:** Started all 13 games played at left guard for Seattle.
- 2020:** Started all 16 games as a rookie for Seattle, including 15 at right guard, and one at center...Was one of just five offensive linemen in draft class to start all 16 games...Made postseason debut, starting at right guard vs. the Los Angeles Rams (1/9/21).

PANTHERS

TRANSACTIONS

- Selected by the Seattle Seahawks in the third round (69th overall) of the 2020 NFL Draft (7/28/20)...Placed on Reserve/COVID-19 list (12/30/21)...Activated from Reserve/COVID-19 list (1/6/22)...Signed with the Carolina Panthers (3/13/24).

PANTHERS

COLLEGE

- Two-year starter at right guard for LSU (2018-19) after transferring from Northwest Mississippi Community College (2016-17)...Entered the starting lineup in the 2018 season-opener and started all 28 games of his career...As a senior, earned first team All-America honors from the Athletic and second team All-SEC from both the coaches and AP...Helped pave the way for 1,000-yard rusher Clyde Edwards-Helaire and Heisman Trophy Award winner Joe Burrow...In 2018, started all 13 games at right guard and let all offensive linemen in snaps played with 978...A two-time junior college All-America selection at Northwest Mississippi Community College after starting all 22 games at right guard.

DAMIEN LEWIS' NFL REGULAR SEASON STATISTICS

DATE	TEAM	GP	GS
2020	Seahawks	16	16
2021	Seahawks	13	13
2022	Seahawks	16	16
2023	Seahawks	16	16
2024	Panthers	16	16
NFL TOTALS		77	77

DAMIEN LEWIS' NFL POSTSEASON STATISTICS

DATE	TEAM	GP	GS
2020	Seahawks	1	1
2022	Seahawks	1	1
NFL TOTALS		2	2



SAM MARTIN

PUNTER

6

Hometown: Fayetteville, Ga.


College: Appalachian State


Acquired: FA-25

HT6'1"

WT211

AGE35

1

13

PANTHERS

CAREER HIGHLIGHTS

- In 189 games, has punted 755 times for 34,886 yards (46.2 avg.) with 287 landing inside the 20 and 58 touchbacks...Among active punts, ranks in the top five in punts, punt yards and punts inside the 20...Has also completed two passes for 27 yards.
- Has also appeared in nine playoff games, punting 29 times for 1,311 yards (45.2 avg.) with 11 landing inside the 20 and just two touchbacks.
- In Broncos debut in 2020, punted five times for a 46.4 average with three punts placed inside the 20 in Broncos debut against Tennessee, marking the first time in four seasons that a Broncos punter averaged at least 46 yards per kick while placing at least three inside the 20-yard line.
- Has been named Special Teams Player of the Week twice, AFC Special Teams Player of the Month once, was an alternate for the 2017 Pro Bowl and earned a spot on the PFWA's All-Rookie Team in 2013.

PRO CAREER

YEAR-BY-YEAR

- 2024:** Played all 17 games with Buffalo...Punted 54 times for 2,523 yards (46.7 avg.), with 25 punts inside the 20...According to Next Gen Stats, had 12 punts of 50+ yards, with a fail rate of eight percent, the third best amongst qualifying punters in the league (min. five punts)...Punted in all three postseason games.
- 2023:** Played in all 17 games with Buffalo...Recorded 51 punts for 2,334 yards (45.8 avg.), with 24 punts inside-the-20...Named AFC Special Teams Player of the Month for December/January after he led the AFC in percentage of punts inside the 20 (64.7%), inside the 10 (29.4%), and inside the 5 (11.8%)...Punted in both playoff games.
- 2022:** Appeared in 16 games for Buffalo...Punted 45 times for 2,146 yards (47.7 avg.), with 16 inside the 20...Averaged 47.7 yards per punt, with a net average of 41.3...Punted in both postseason games.
- 2021:** Played in all 17 games for Denver...Punted 67 times for 3,083 yards (46.0 avg.), with 28 punts inside the 20.
- 2020:** Appeared in all 16 games for Denver...Punted 65 times for 3,040 yards (46.8 avg.), with 19 punts inside the 20.
- 2019:** Played all 16 games for Detroit...Punted 76 times for 3,445 yards (45.3 avg.), with 31 punts inside the 20.
- 2018:** Appeared in all 16 games for Detroit...Recorded 74 punts for 3,310 yards (44.7 avg. / 39.2 net), with a single-season best 32 punts inside the 20.
- 2017:** Limited to 10 games for Detroit, missing the first six games of the career on the reserve/non-football injury list...Punted 41 times for 1,779 yards (43.4 avg.), with 13 punts inside the 20.
- 2016:** Played all 16 games for Detroit...Tallied 62 punts for 3,010 yards (48.5 avg.), with 23 punts inside the 20...Notched five punts for 232 yards (46.4 avg.) with two inside the 20-yard line in the postseason.
- 2015:** Appeared in all 16 games for Detroit...Punted 80 times for 3,679 yards (46.0 avg.), with 25 punts inside the 20...Recorded four punts for 184 yards (46.0 avg.) and eight kickoffs to earn NFC Special Teams Player of the Week honors vs. Philadelphia (11/26).
- 2014:** Played all 16 games for Detroit...Punted 68 times for 3,138 yards (46.1 avg.), with 29 punts inside the 20...Made his postseason debut at Dallas (1/4/15).
- 2013:** Appeared in all 16 games for Detroit as a rookie...Punted 72 times for 3,399 yards (47.2 avg.), with 22 punts inside the 20...Punted six times for 315 yards (52.5 avg.) to earn NFC Special Teams Player of the Week honors at Washington (9/22).

PANTHERS

TRANSACTIONS

- Selected by the Detroit Lions in the fifth round (No. 165 overall) of the 2013 NFL Draft (4/27/13)...Re-signed with the Detroit Lions (9/9/16)...Signed with the Denver Broncos (3/24/20)...Signed with the Buffalo Bills (8/31/22)...Signed with the Carolina Panthers (3/12/25).

PANTHERS

COLLEGE

- Punted 226 times for 9,397 yards (41.6 avg.) during career (2008-12), which ranks third in Appalachian State history...Was named Southern Conference Special Teams Player of the Week seven times...Became only the second specialist in Appalachian State history to be selected in the NFL draft...Played one year of high school football and was named all-county at Starr's Mill (Ga.) High School...Was a four-year soccer letterman and earned all-state soccer recognition as a junior.

PANTHERS

PAW PRINTS

- Launched the Sam Martin Foundation in 2016 to help improve the lives of children with mental and physical conditions as well as animal welfare.
- A quick perusal of Sam's social media makes it clear if there's one constant in the punter's life, it's his dog Leo...The doodle has been around the country wherever the NFL takes Martin, tagging along for each adventure for a number of years now...The pup even gets in on water sports.

SAM MARTIN'S NFL REGULAR SEASON PUNTING STATISTICS

DATE	TEAM	GP	NO.	YDS.	AVG.	OPP. RET.	YDS.	NET YDS.	AVG.	TB	IN20	LG	BK
2013	Lions	16	72	3,399	47.2	32	250	2,949	40.4	10	22	72	1
2014	Lions	16	68	3,138	46.1	30	311	2,727	40.1	5	29	71	0
2015	Lions	16	80	3,679	46.0	43	263	3,356	42.0	3	25	66	0
2016	Lions	16	62	3,010	48.5	35	210	2,740	44.2	3	23	63	0
2017	Lions	10	41	1,779	43.4	26	116	1,543	37.6	6	13	64	0
2018	Lions	16	74	3,310	44.7	29	332	2,898	39.2	4	32	61	0
2019	Lions	16	76	3,445	45.3	29	130	3,175	41.8	7	31	62	0
2020	Broncos	16	65	3,040	46.8	28	226	2,734	41.4	4	19	69	1
2021	Broncos	17	67	3,083	46.0	24	154	2,869	42.8	3	28	68	0
2022	Bills	16	45	2,146	47.7	16	145	1,901	41.3	5	16	67	1
2023	Bills	17	51	2,334	45.8	19	237	2,037	39.9	3	24	70	0
2024	Bills	17	54	2,523	46.7	23	213	2,210	40.2	5	25	65	1
NFL TOTALS		189	755	34,886	46.2	334	2,587	31,139	41.0	58	287	72	4

SAM MARTIN'S NFL POSTSEASON PUNTING STATISTICS

DATE	TEAM	GP	NO.	YDS.	AVG.	OPP. RET.	YDS.	NET YDS.	AVG.	TB	IN20	LG	BK
2014	Lions	1	4	142	35.5	0	0	142	35.5	0	1	48	0
2016	Lions	1	5	232	46.4	1	5	227	45.4	0	2	55	0
2022	Bills	2	9	418	46.4	4	78	320	35.6	1	3	53	0
2023	Bills	2	5	223	44.6	2	27	196	39.2	0	2	52	0
2024	Bills	3	6	296	49.3	3	57	219	36.5	1	3	56	0
NFL TOTALS		9	29	1,311	45.2	10	167	1,104	38.1	2	11	56	0

SINGLE-GAME HIGHS: PUNTER


Punts 10 vs. Baltimore Ravens, Oct 03, 2021
Gross Punting Yards 491 vs. Baltimore Ravens, Oct 03, 2021
Gross Punting Avg 70.0 at Washington Commanders, Sep 24, 2023
Net Punting Yards 387 vs. Baltimore Ravens, Oct 03, 2021
Net Punting Avg 55.5 at Indianapolis Colts, Sep 11, 2016
Longest Punts 72 at Washington Redskins, Sep 22, 2013
Inside the 20 6 vs. New England Patriots, Dec 31, 2023

Pass Attempts 2 vs. Miami Dolphins, Nov 09, 2014
Pass Completions 2 vs. Miami Dolphins, Nov 09, 2014
Yards Passing 27 vs. Miami Dolphins, Nov 09, 2014
Rush Attempts 1 at Pittsburgh Steelers, Sep 20, 2020
...2 more at 1.
Rushing Yards 3 at Pittsburgh Steelers, Nov 17, 2013
Longest Runs 3 at Pittsburgh Steelers, Nov 17, 2013
Special Teams Tackles 1 vs. Kansas City Chiefs, Sep 29, 2019
...4 more at 1.

SINGLE-GAME HIGHS - POSTSEASON: PUNTER

Punts 5 vs. Miami Dolphins, Jan 15, 2023
5 at Seattle Seahawks, Jan 07, 2017
4 vs. Cincinnati Bengals, Jan 22, 2023
4 at Dallas Cowboys, Jan 04, 2015
3 vs. Baltimore Ravens, Jan 19, 2025
...1 more at 3.
Gross Punting Yards 239 vs. Miami Dolphins, Jan 15, 2023
232 at Seattle Seahawks, Jan 07, 2017
179 vs. Cincinnati Bengals, Jan 22, 2023
150 vs. Baltimore Ravens, Jan 19, 2025
144 vs. Pittsburgh Steelers, Jan 15, 2024
50.0 vs. Baltimore Ravens, Jan 19, 2025
48.0 vs. Pittsburgh Steelers, Jan 15, 2024
47.8 vs. Miami Dolphins, Jan 15, 2023
46.4 at Seattle Seahawks, Jan 07, 2017
44.8 vs. Cincinnati Bengals, Jan 22, 2023
227 at Seattle Seahawks, Jan 07, 2017
166 vs. Miami Dolphins, Jan 15, 2023
154 vs. Cincinnati Bengals, Jan 22, 2023
142 at Dallas Cowboys, Jan 04, 2015
132 vs. Pittsburgh Steelers, Jan 15, 2024

Net Punting Avg 45.4 at Seattle Seahawks, Jan 07, 2017
44.0 vs. Pittsburgh Steelers, Jan 15, 2024
38.5 vs. Cincinnati Bengals, Jan 22, 2023
38.0 vs. Baltimore Ravens, Jan 19, 2025
35.5 at Dallas Cowboys, Jan 04, 2015
Longest Punts 55 at Seattle Seahawks, Jan 07, 2017
54 vs. Baltimore Ravens, Jan 19, 2025
53 vs. Cincinnati Bengals, Jan 22, 2023
53 vs. Miami Dolphins, Jan 15, 2023
52 vs. Pittsburgh Steelers, Jan 15, 2024
Inside the 20 2 vs. Pittsburgh Steelers, Jan 15, 2024
2 vs. Miami Dolphins, Jan 15, 2023
2 at Seattle Seahawks, Jan 07, 2017
1 vs. Cincinnati Bengals, Jan 22, 2023
...1 more at 1.
Special Teams Tackles 1 vs. Miami Dolphins, Jan 15, 2023



DAMARRI
MATHIS

CORNERBACK | (DUH-mar-EE)

28

Hometown: Lakeland, Fla.


College: Pittsburgh


Acquired: WV-25 DEN

HT5'11"

WT195

AGE26

1

4

PANTHERS

CAREER HIGHLIGHTS

- Has played in 43 games with 18 starts in three seasons (2022-24) with the Denver Broncos, recording 102 tackles (81 solo), three tackles for loss and nine passes defended.
- As a rookie in 2022, finished fifth on the team in tackles (65).

YEAR-BY-YEAR

- 2024:** Played in 10 games with one start for the Broncos, recording two tackles (one solo) and a pass defended...Also registered a tackle on special teams...Saw action in the postseason contest at Buffalo (Jan. 12)...Missed Weeks 1-6 after being placed on injured reserve (injury) on DATE and was inactive (injury) for Week 9...Made his lone start of the season at L.A. Chargers (Dec. 19)...Posted tackles at New Orleans (Oct. 17) and at Cincinnati (Dec. 28), and added a pass defended against the Saints.
- 2023:** Appeared in all 17 games with six starts in Denver, logging 35 tackles (26 solo), two tackles for a loss and a pass defended...Credited with six tackles (all solo) and a tackle for loss vs. Washington (Sept. 17)...Tied his career-high with eight tackles (five solo) vs. N.Y. Jets (Oct. 8) and added a tackle for loss...Logged two tackles (one solo) and a pass defended at Kansas City (Oct. 12).
- 2022:** Played in 16 games with 11 starts as a rookie for Denver, recording a career-high 65 tackles (54 solo), a tackle for loss and a career-best seven passes defended...Posted five-plus tackles in eight games on the season...Made his first career start at L.A. Chargers, registered a career-best two passes defended and added six tackles (five solo)...Finished with a career-high eight tackles (seven solo) vs. Las Vegas (Nov. 20) and logged also logged a pass defended.

PANTHERS

TRANSACTIONS

- Selected by the Denver Broncos in the fourth round (115th overall) of the 2022...Waived by the Denver Broncos (8/26/25)...Claimed by the Carolina Panthers (8/27/25).

PANTHERS

COLLEGE

- Played in 46 games across four seasons at Pittsburgh (2017-19, '21), recording 87 tackles (66 solo), 4.5 tackles for a loss, 24 passes defended and five interceptions, including one returned for a touchdown...Started all 13 games in 2021, earning All-ACC honorable mention accolades after registering a career-high 44 tackles (32 solo), eight passes defended and two interceptions...Returned an INT for a touchdown in a 77-7 victory vs. New Hampshire (Sept. 25)...Missed the 2020 season due to injury...Appeared in all 13 games with 10 starts in 2019, registering 23 tackles (19 solo), two tackles for loss, a career-high 13 passes defended and two interceptions...Recorded at least one pass defended in each of the first 11 games of the season...Played in all 13 games with two starts in 2018, recording 18 tackles (13 solo), 2.5 tackles for loss, two passes defended and an interception...As a true freshman in 2017, played in seven games and logged two tackles (both solo) and a pass defended...Attended Lakeland (Fla.) High School.

DAMARRI MATHIS' NFL REGULAR SEASON DEFENSIVE STATISTICS

		TACKLES										INTERCEPTIONS					O. FUMB			ST				MISC			
DATE	TEAM	GP	GS	TK	S	A	TFL	YDS	SK	YDS	QBH	NO	YDS	LG	TD	PD	FF	FR	TD	YDS	TK	S	A	FF	FR	S	A
2022	Broncos	16	11	65	54	11	1	1	0.0	0.0	0	0	0	0	0	7	0	0	0	0	0	0	0	0	0	0	0
2023	Broncos	17	6	35	26	9	2	2	0.0	0.0	0	0	0	0	0	1	0	0	0	0	0	0	0	0	0	0	0
2024	Broncos	10	1	2	1	1	0	0	0.0	0.0	0	0	0	0	0	1	0	0	0	0	1	0	1	0	0	0	0
NFL TOTALS		43	18	102	81	21	3	3	0.0	0.0	0	0	0	0	0	9	0	0	0	0	1	0	1	0	0	0	0

DAMARRI MATHIS' NFL POSTSEASON DEFENSIVE STATISTICS

		TACKLES										INTERCEPTIONS					O. FUMB				ST				MISC		
DATE	TEAM	GP	GS	TK	S	A	TFL	YDS	SK	YDS	QBH	NO	YDS	LG	TD	PD	FF	FR	TD	YDS	TK	S	A	FF	FR	S	A
2024	Broncos	1	0	0	0	0	0	0	0.0	0.0	0	0	0	0	0	0	0	0	0	0	0	0	0	0	0	0	0
NFL TOTALS		1	0	0	0	0	0	0	0.0	0.0	0	0	0	0	0	0	0	0	0	0	0	0	0	0	0	0	0

2024 GAME-BY-GAME REGULAR-SEASON STATISTICS (BRONCOS)

			TACKLES							INTERCEPTIONS					O. FUMB				ST			MISC							
DATE	OPPONENT	P/S	TK	S	A	SK	YDS	TFL	YDS	QBH	NO	YDS	LG	TD	PD	FF	FR	TD	YDS	TK	S	A	FF	FR	S	A	W/L	SCORE	
09/08	at Seahawks		INJURED RESERVE																							L	20-26		
09/15	Steelers		INJURED RESERVE																							L	6-13		
09/22	at Buccaneers		INJURED RESERVE																							W	26-7		
09/29	at Jets		INJURED RESERVE																							W	10-9		
10/06	Raiders		INJURED RESERVE																							W	34-18		
10/13	Chargers		INJURED RESERVE																							L	16-23		
10/17	at Saints	P	1	0	1	0.0	0.0	0	0	0	0	0	0	0	1	0	0	0	0	0	0	0	0	0	0	0	0	W	33-10
10/27	Panthers	P	0	0	0	0.0	0.0	0	0	0	0	0	0	0	0	0	0	0	0	0	0	0	0	0	0	0	0	W	28-14
11/03	at Ravens		ON INACTIVE LIST																							L	10-41		
11/10	at Chiefs	P	0	0	0	0.0	0.0	0	0	0	0	0	0	0	0	0	0	0	0	0	0	0	0	0	0	0	L	14-16	
11/17	Falcons	P	0	0	0	0.0	0.0	0	0	0	0	0	0	0	0	0	0	0	0	0	0	0	0	0	0	0	W	38-6	
11/24	at Raiders	P	0	0	0	0.0	0.0	0	0	0	0	0	0	0	0	0	0	0	0	0	0	0	0	0	0	0	W	29-19	
12/02	Browns	P	0	0	0	0.0	0.0	0	0	0	0	0	0	0	0	0	0	0	0	1	0	1	0	0	0	0	W	41-32	
12/15	Colts	P	0	0	0	0.0	0.0	0	0	0	0	0	0	0	0	0	0	0	0	0	0	0	0	0	0	0	W	31-13	
12/19	at Chargers	S	0	0	0	0.0	0.0	0	0	0	0	0	0	0	0	0	0	0	0	0	0	0	0	0	0	0	L	27-34	
12/28	at Bengals	P	1	1	0	0.0	0.0	0	0	0	0	0	0	0	0	0	0	0	0	0	0	0	0	0	0	0	L	24-30+	
01/05	Chiefs	P	0	0	0	0.0	0.0	0	0	0	0	0	0	0	0	0	0	0	0	0	0	0	0	0	0	0	W	38-0	
2024 TOTALS		10-1	2	1	1	0.0	0.0	0	0	0	0	0	0	0	1	0	0	0	0	1	0	1	0	0	0	0	0	10-7	
+ - Overtime																													

2023 GAME-BY-GAME REGULAR-SEASON STATISTICS (BRONCOS)

TACKLES										INTERCEPTIONS				O. FUMB			ST			MISC								
DATE	OPPONENT	P/S	TK	S	A	SK	YDS	TFL	YDS	QBH	NO	YDS	LG	TD	PD	FF	FR	TD	YDS	TK	S	A	FF	FR	S	A	W/L	SCORE
09/10	Raiders	S	5	5	0	0.0	0.0	0	0	0	0	0	0	0	0	0	0	0	0	0	0	0	0	0	0	0	L	16-17
09/17	Commanders	S	6	6	0	0.0	0.0	1	1	0	0	0	0	0	0	0	0	0	0	0	0	0	0	0	0	0	L	33-35
09/24	at Dolphins	S	5	4	1	0.0	0.0	0	0	0	0	0	0	0	0	0	0	0	0	0	0	0	0	0	0	0	L	20-70
10/01	at Bears	S	6	5	1	0.0	0.0	0	0	0	0	0	0	0	0	0	0	0	0	0	0	0	0	0	0	0	W	31-28
10/08	Jets	S	8	5	3	0.0	0.0	1	1	0	0	0	0	0	0	0	0	0	0	0	0	0	0	0	0	0	L	21-31
10/12	at Chiefs	S	2	1	1	0.0	0.0	0	0	0	0	0	0	0	1	0	0	0	0	0	0	0	0	0	0	0	L	8-19
10/22	Packers	P	0	0	0	0.0	0.0	0	0	0	0	0	0	0	0	0	0	0	0	0	0	0	0	0	0	0	W	19-17
10/29	Chiefs	P	0	0	0	0.0	0.0	0	0	0	0	0	0	0	0	0	0	0	0	0	0	0	0	0	0	0	W	24-9
11/13	at Bills	P	1	0	1	0.0	0.0	0	0	0	0	0	0	0	0	0	0	0	0	0	0	0	0	0	0	0	W	24-22
11/19	Vikings	P	1	0	1	0.0	0.0	0	0	0	0	0	0	0	0	0	0	0	0	0	0	0	0	0	0	0	W	21-20
11/26	Browns	P	0	0	0	0.0	0.0	0	0	0	0	0	0	0	0	0	0	0	0	0	0	0	0	0	0	0	W	29-12
12/03	at Texans	P	1	0	1	0.0	0.0	0	0	0	0	0	0	0	0	0	0	0	0	0	0	0	0	0	0	0	L	17-22
12/10	at Chargers	P	0	0	0	0.0	0.0	0	0	0	0	0	0	0	0	0	0	0	0	0	0	0	0	0	0	0	W	24-7
12/16	at Lions	P	0	0	0	0.0	0.0	0	0	0	0	0	0	0	0	0	0	0	0	0	0	0	0	0	0	0	L	17-42
12/24	Patriots	P	0	0	0	0.0	0.0	0	0	0	0	0	0	0	0	0	0	0	0	0	0	0	0	0	0	0	L	23-26
12/31	Chargers	P	0	0	0	0.0	0.0	0	0	0	0	0	0	0	0	0	0	0	0	0	0	0	0	0	0	0	W	16-9
01/07	at Raiders	P	0	0	0	0.0	0.0	0	0	0	0	0	0	0	0	0	0	0	0	0	0	0	0	0	0	0	L	14-27
2023 TOTALS		17-6	35	26	9	0.0	0.0	2	2	0	0	0	0	0	1	0	0	0	0	0	0	0	8-9					

2022 GAME-BY-GAME REGULAR-SEASON STATISTICS (BRONCOS)

TACKLES										INTERCEPTIONS					O. FUMB				ST				MISC																
DATE	OPPONENT	P/S	TK	S	A	SK	YDS	TFL	YDS	QBH	NO	YDS	LG	TD	PD	FF	FR	TD	YDS	TK	S	A	FF	FR	S	A	W/L	SCORE											
09/12	at Seahawks	P	0	0	0	0.0	0.0	0	0	0	0	0	0	0	0	0	0	0	0	0	0	0	0	0	0	0	L	16-17											
09/18	Texans	P	5	5	0	0.0	0.0	0	0	0	0	0	0	0	1	0	0	0	0	0	0	0	0	0	0	0	W	16-9											
09/25	49ers	P	0	0	0	0.0	0.0	0	0	0	0	0	0	0	0	0	0	0	0	0	0	0	0	0	0	0	W	11-10											
10/02	at Raiders	P	1	1	0	0.0	0.0	1	1	0	0	0	0	0	0	0	0	0	0	0	0	0	0	0	0	0	L	23-32											
10/06	Colts	P	6	6	0	0.0	0.0	0	0	0	0	0	0	0	0	0	0	0	0	0	0	0	0	0	0	0	L	9-12+											
10/17	at Chargers	S	6	5	1	0.0	0.0	0	0	0	0	0	0	0	2	0	0	0	0	0	0	0	0	0	0	0	L	16-19+											
10/23	Jets	S	4	3	1	0.0	0.0	0	0	0	0	0	0	0	0	0	0	0	0	0	0	0	0	0	0	0	L	9-16											
10/30	at Jaguars	S	4	3	1	0.0	0.0	0	0	0	0	0	0	0	0	0	0	0	0	0	0	0	0	0	0	0	W	21-17											
11/13	at Titans	S	2	1	1	0.0	0.0	0	0	0	0	0	0	0	1	0	0	0	0	0	0	0	0	0	0	0	L	10-17											
11/20	Raiders	S	8	7	1	0.0	0.0	0	0	0	0	0	0	0	1	0	0	0	0	0	0	0	0	0	0	0	L	16-22+											
11/27	at Panthers	S	6	5	1	0.0	0.0	0	0	0	0	0	0	0	0	0	0	0	0	0	0	0	0	0	0	0	L	10-23											
12/04	at Ravens	S	6	6	0	0.0	0.0	0	0	0	0	0	0	0	0	0	0	0	0	0	0	0	0	0	0	0	L	9-10											
12/11	Chiefs	S	5	5	0	0.0	0.0	0	0	0	0	0	0	0	1	0	0	0	0	0	0	0	0	0	0	0	L	28-34											
12/18	Cardinals	S	3	1	2	0.0	0.0	0	0	0	0	0	0	0	1	0	0	0	0	0	0	0	0	0	0	0	W	24-15											
12/25	at Rams	S	5	3	2	0.0	0.0	0	0	0	0	0	0	0	0	0	0	0	0	0	0	0	0	0	0	0	L	14-51											
01/01	at Chiefs	S	4	3	1	0.0	0.0	0	0	0	0	0	0	0	0	0	0	0	0	0	0	0	0	0	0	0	L	24-27											
01/08	Chargers		ON INACTIVE LIST																																			W	31-28
2022 TOTALS		16-11	65	54	11	0.0	0.0	1	1	0	0	0	0	7	0	0	0	0	0	0	0	0	0	0	0	0	5-12												
+ - Overtime																																							

2024 GAME-BY-GAME POSTSEASON STATISTICS (BRONCOS)

DATE	OPPONENT	P/S	TACKLES							INTERCEPTIONS					O. FUMB				ST				MISC			SCORE	
			TK	S	A	SK	YDS	TFL	YDS	QBH	NO	YDS	LG	TD	PD	FF	FR	TD	YDS	TK	S	A	FF	FR	S		A
01/12	at Bills	P	0	0	0	0.0	0.0	0	0	0	0	0	0	0	0	0	0	0	0	0	0	0	0	0	0	L	7-31
2024 TOTALS			1-0	0	0	0.0	0.0	0	0	0	0	0	0	0	0	0	0	0	0	0	0	0	0	0	0	0-1	



CADE

MAYS

CENTER

64

Hometown: Knoxville, Tenn.

College: Tennessee

Acquired: FA-24

HT6'6"

WT325

AGE26



4

4




PANTHERS

CAREER HIGHLIGHTS

PRO CAREER


-  Played in 38 games with 15 starts (8 at center, four at left guard, one at right guard and two at fullback).
-  Had allowed just 4.0 sacks over 936 offensive snaps, including none in 2024, according to StatsPass...Has also never committed a holding penalty in career.

YEAR-BY-YEAR

-  **2024:** Signed to the New York Giants practice squad following training camp with the Panthers, but returned to Carolina in Week 6...Appeared in 11 games with eight starts at center for the Panthers...Helped lead the way for 1,000-yard rusher Chuba Hubbard...Part of an offensive line that allowed one sack vs. the New York Giants (11/10), who led the NFL in sacks.
-  **2023:** Played in 16 games (five starts) for the Panthers...Made on start at right guard and four starts at left guard.
-  **2022:** Saw action in 11 games, including two starts at fullback for the Panthers...Made first career start vs. Denver (11/27).


PANTHERS

TRANSACTIONS

-  Selected by Carolina Panthers in the sixth round (199th overall) in the 2022 NFL Draft...Waived by the Carolina Panthers (8/28/24)...Signed to the New York Giants practice squad (9/10/24)...Signed to the Carolina Panthers active roster (10/8/24)...Re-signed with the Carolina Panthers (3/26/25).

PANTHERS

COLLEGE

-  Originally went to Georgia before transferring to Tennessee (2020-21) for his final two seasons...In 2021, he started 10 games at right tackle and earned All-SEC second-team honors after allowing just one sack and five pressures on 253 pass protection snaps (PFF)...He started seven games, including six at right guard, in 2020 after transferring from Georgia...He earned All-SEC Freshman honors at Georgia in 2018...Mays was a five-star recruit out of Knoxville Catholic (Tenn.).

CADE MAYS' NFL REGULAR SEASON STATISTICS

DATE	TEAM	GP	GS
2022	Panthers	11	2
2023	Panthers	16	5
2024	Panthers	11	8
NFL TOTALS		38	15



JAMES MITCHELL

TIGHT END

85

Hometown: Big Stone Gap, Va.

College: Virginia Tech

Acquired: FA-24

HT6'4"

WT252

AGE26


1


3

PANTHERS


CAREER HIGHLIGHTS


PRO CAREER


Has appeared in 30 games with one start for the Lions...Recorded 13 catches for 141 yards with one touchdown.

Caught first touchdown of career in Week 9 of 2022 against the Packers.

YEAR-BY-YEAR


2024: Spent season on the Detroit Lions practice squad...Appeared in one game after being elevated.

2023: Played in 15 games (one start) for Detroit...Logged two receptions for 28 yards...Missed the postseason after being placed on injured reserve (1/13/24).

2022: Appeared in 14 games for Detroit...Recorded 11 receptions for 113 yards and a touchdown...Had two catches for eight yards, including first career touchdown vs. Green Bay (11/6).


PANTHERS

TRANSACTIONS

Selected by Detroit Lions in the fifth round (117th overall) of the 2022 NFL Draft (4/30/22)...Waived by the Detroit Lions (8/27/24)...Signed with the Detroit Lions practice squad (8/28/24)...Signed reserve/future contract with the Carolina Panthers (1/21/25).

PANTHERS

COLLEGE

Played four seasons (2018-21) at Virginia Tech, where he recorded 52 receptions for 838 yards (16.1 avg.) and seven touchdowns...Also had five rushing touchdowns...Played in two games before suffering a season-ending injury in the second game of senior year...Tallied five receptions for 42 yards (8.4 avg.) and one touchdown...Also registered a one-yard rushing touchdown...As a junior in 2020, played in 10 games (nine starts) totaling 26 receptions for 435 yards (16.7 avg.) and a team-high four touchdowns...Also recorded a rushing touchdown...Played in all 13 games (eight starts) in 2019 with 21 receptions for 361 yards (17.2 avg.) and two touchdowns...Also scored four rushing touchdowns on five carries...As a freshman in 2018, played in all 13 games, primarily on special teams and had one start as tight end.

JAMES MITCHELL'S NFL REGULAR SEASON RUSHING/RECEIVING STATISTICS

DATE	TEAM	GP	GS	RECEIVING				TD	RUSHING				
				NO.	YDS.	AVG.	LG		NO.	YDS.	AVG.	LG	TD
2022	Lions	14	0	11	113	10.3	22	1	0	0	0.0	0	0
2023	Lions	15	1	2	28	14.0	24	0	0	0	0.0	0	0
2024	Lions	1	0	0	0	0.0	0	0	0	0	0.0	0	0
NFL TOTALS		30	1	13	141	10.8	24	1	0	0	0.0	0	0

JAMES MITCHELL'S NFL POSTSEASON RUSHING/RECEIVING STATISTICS

DATE	TEAM	GP	GS	RECEIVING				TD	RUSHING				
				NO.	YDS.	AVG.	LG		NO.	YDS.	AVG.	LG	TD
2023	Lions	0	0	0	0	0.0	0	0	0	0	0.0	0	0
2024	Lions	0	0	0	0	0.0	0	0	0	0	0.0	0	0
NFL TOTALS		0	0	0	0	0.0	0	0	0	0	0.0	0	0

SINGLE-GAME HIGHS: RECEIVING

Receptions	2 at Carolina Panthers, Dec 24, 2022 ...2 more at 2.
Receiving Yards	31 at Carolina Panthers, Dec 24, 2022
Longest Receptions	24 vs. Minnesota Vikings, Jan 07, 2024
Receiving TDs	1 vs. Green Bay Packers, Nov 06, 2022

All-Purpose Yards	31 at Carolina Panthers, Dec 24, 2022
Most TDs	1 vs. Green Bay Packers, Nov 06, 2022
Scrimmage Yards	31 at Carolina Panthers, Dec 24, 2022

2023 GAME-BY-GAME REGULAR-SEASON STATISTICS (LIONS)


DATE	OPPONENT	P/S	RECEIVING					RUSHING					W/L	SCORE
			NO.	YDS.	AVG.	LG	TD	NO.	YDS.	AVG.	LG	TD		
09/07	at Chiefs	P	0	0	0.0	0	0	0	0	0.0	0	0	W	21-20
09/17	Seahawks	P	0	0	0.0	0	0	0	0	0.0	0	0	L	31-37+
09/24	Falcons	P	0	0	0.0	0	0	0	0	0.0	0	0	W	20-6
09/28	at Packers	P	0	0	0.0	0	0	0	0	0.0	0	0	W	34-20
10/08	Panthers		ON INACTIVE LIST										W	42-24
10/15	at Buccaneers		ON INACTIVE LIST										W	20-6
10/22	at Ravens	P	0	0	0.0	0	0	0	0	0.0	0	0	L	6-38
10/30	Raiders	P	0	0	0.0	0	0	0	0	0.0	0	0	W	26-14
11/12	at Chargers	P	0	0	0.0	0	0	0	0	0.0	0	0	W	41-38
11/19	Bears	P	0	0	0.0	0	0	0	0	0.0	0	0	W	31-26
11/23	Packers	P	0	0	0.0	0	0	0	0	0.0	0	0	L	22-29
12/03	at Saints	P	0	0	0.0	0	0	0	0	0.0	0	0	W	33-28
12/10	at Bears	P	0	0	0.0	0	0	0	0	0.0	0	0	L	13-28
12/16	Broncos	P	0	0	0.0	0	0	0	0	0.0	0	0	W	42-17
12/24	at Vikings	P	0	0	0.0	0	0	0	0	0.0	0	0	W	30-24
12/30	at Cowboys	P	1	4	4.0	4	0	0	0	0.0	0	0	L	19-20
01/07	Vikings	S	1	24	24.0	24	0	0	0	0.0	0	0	W	30-20
2023 TOTALS		15-1	2	28	14.0	24	0	0	0	0.0	0	0	12-5	
+ - Overtime														

2022 GAME-BY-GAME REGULAR-SEASON STATISTICS (LIONS)

DATE	OPPONENT	P/S	RECEIVING					RUSHING					W/L	SCORE
			NO.	YDS.	AVG.	LG	TD	NO.	YDS.	AVG.	LG	TD		
09/11	Eagles		ON INACTIVE LIST										L	35-38
09/18	Commanders		ON INACTIVE LIST										W	36-27
09/25	at Vikings		ON INACTIVE LIST										L	24-28
10/02	Seahawks	P	0	0	0.0	0	0	0	0	0.0	0	0	L	45-48
10/09	at Patriots	P	0	0	0.0	0	0	0	0	0.0	0	0	L	0-29
10/23	at Cowboys	P	0	0	0.0	0	0	0	0	0.0	0	0	L	6-24
10/30	Dolphins	P	1	14	14.0	14	0	0	0	0.0	0	0	L	27-31
11/06	Packers	P	2	8	4.0	5	1	0	0	0.0	0	0	W	15-9
11/13	at Bears	P	1	4	4.0	4	0	0	0	0.0	0	0	W	31-30
11/20	at Giants	P	0	0	0.0	0	0	0	0	0.0	0	0	W	31-18
11/24	Bills	P	1	22	22.0	22	0	0	0	0.0	0	0	L	25-28
12/04	Jaguars	P	0	0	0.0	0	0	0	0	0.0	0	0	W	40-14
12/11	Vikings	P	0	0	0.0	0	0	0	0	0.0	0	0	W	34-23
12/18	at Jets	P	2	12	6.0	7	0	0	0	0.0	0	0	W	20-17
12/24	at Panthers	P	2	31	15.5	22	0	0	0	0.0	0	0	L	23-37
01/01	Bears	P	1	15	15.0	15	0	0	0	0.0	0	0	W	41-10
01/08	at Packers	P	1	7	7.0	7	0	0	0	0.0	0	0	W	20-16
2022 TOTALS		14-0	11	113	10.3	22	1	0	0	0.0	0	0	9-8	

2023 GAME-BY-GAME POSTSEASON STATISTICS (LIONS)

DATE	OPPONENT	P/S	RECEIVING					RUSHING					W/L	SCORE
			NO.	YDS.	AVG.	LG	TD	NO.	YDS.	AVG.	LG	TD		
01/14	Rams		INJURED RESERVE										W	24-23
01/21	Buccaneers		INJURED RESERVE										W	31-23
01/28	at 49ers		INJURED RESERVE										L	31-34
2023 TOTALS		0-0	0	0	0.0	0	0	0	0	0.0	0	0	2-1	



TRE'VON MOEHRIG

SAFETY | (TRAY-von MAIR-igg)

7

Hometown: Spring Branch, Texas


College: TCU


Acquired: FA-25

HT6'2"

WT202

AGE26

1

5

PANTHERS

CAREER HIGHLIGHTS

PRO CAREER

- In 66 games, has made 64 starts...Recorded 294 tackles (199 solo) with six interceptions returned 104 yards, 29 passes defended, 3.0 sacks, eight tackles for loss, five quarterback hits and two fumble recoveries...Has also added three special teams tackles.
- In 2024, became the first Raiders defensive back since 2014 (Charles Woodson) to record multiple interceptions and at least four tackles for loss in a single season.
- Career-high 13 tackle performance in Week 9 of 2024 was only the seventh time in Raiders history since 1987 a defensive back has recorded 10+ tackles and 0.5+ sacks in a single game and the first time since 2013 (Charles Woodson, 12/29/13 vs. DEN).
- With single-season career highs in tackles (104), passes defended (10), and tackles for loss (five), became one of just two players in 2024 to record 100+ tackles, 10+ passes defended and five+ tackles for loss.
- Earned PFWA's All-Rookie Team honors in 2021 after starting all 17 games.

YEAR-BY-YEAR

- 2024:** Started all 17 games for Las Vegas...Recorded a career-high 104 tackles (64 solo), two interceptions, and 1.0 sack...Single-season high 10 passes defended were tied for the seventh most in the NFL among safeties...Also posted single-season bests in tackles for loss (five), quarterback hits (three), and the first two fumble recoveries of career...One of just two players in 2024 to record 100+ tackles, 10+ passes defended and five+ tackles for loss...Tied for the team lead with 10 total tackles (eight solo), including three tackles for loss vs. Pittsburgh (10/13)...At Cincinnati (11/3), set a single-game career high with 13 total tackles (eight solo) and added 0.5 sack.
- 2023:** Started all 17 games for Las Vegas...Recorded 83 tackles (65 solo), eight passes defended, and single-season highs with three interceptions and 2.0 sacks...At the Los Angeles Chargers (10/1), finished with six tackles, two passes defended, and one interception.
- 2022:** Played in 15 games (13 starts) for Las Vegas...Totalled 55 tackles (37 solo), two tackles for loss, and five passes defended.
- 2021:** Started all 17 games for Las Vegas as a rookie, one of 10 rookies that season with 17 starts...Earned PFWA's All-Rookie Team honors after recording 52 tackles (33) with one interception and six passes defended...Made NFL debut, starting and recording five tackles (two solo) vs. Baltimore.

PANTHERS

TRANSACTIONS

- Selected by the Las Vegas Raiders in the second round (No. 43 overall) of the 2021 NFL Draft (4/30/21)...Signed with the Carolina Panthers (3/12/25).

PANTHERS

COLLEGE

- Played three seasons (2018-20) at TCU...Appeared in 34 contests and totaled 125 tackles (86 solo), including 4.5 for loss, seven interceptions, 28 passes defended, two forced fumbles and one fumble recovery...In 2020, was the Paycom Jim Thorpe Award Recipient as the nation's top defensive back...Named to seven All-American teams, including garnering second-team honors by the Associated Press...Was also named a semifinalist for the Chuck Bednarik Award, while being tabbed as first-team All-Big 12...Appeared in 10 contests and posted 47 tackles (30 solo), including two for loss, two interceptions and 11 passes defended...As a sophomore in 2019, appeared in 12 contests and posted career highs in every major defensive category, tallying 62 tackles (43 solo), four interceptions, 15 passes defended, two forced fumbles and one fumble recovery...Ranked by Pro Football Focus as the highest-graded safety in the FBS with the third-most valuable season in the PFF college era...As a freshman in 2018, appeared in 12 contests and totaled 16 tackles (13 solo), one interception and two passes defended...Voted by his teammates as TCU's Special Teams Most Valuable Player...Ranked second on the team with six special teams stops.

PANTHERS

PAW PRINTS

- Tre'veon has owned turtles, snakes, lizards, and even a bearded dragon. Speaking with the Las Vegas Review-Journal in 2023, Tre'veon shared he'd only ever been bitten once, by his first turtle. "My turtle, the first one I got, bit me," he said. "First and last time. None of the other animals have. The turtle had a beak on it so — BOOM! — it got me, and it hung on. I had put my hand out, and it really got me. It was just hanging there, so I had to pull it off. It was not pretty. Never any of the snakes." Later in life, he moved onto snakes and has most recently owned tree boas.
- Beginning with golf, Tre'veon has picked up new hobbies each offseason. He has done some modeling work and taken up snowboarding. When he's inside the house, Tre'veon tinkers with the electric guitar, and once posted a video playing "When You Were Young," by The Killers.
- Tre'veon wants to get into sports broadcasting once he retires from the NFL.

TRE'VON MOEHRIG'S NFL REGULAR SEASON DEFENSIVE STATISTICS

DATE	TEAM	GP	GS	TACKLES								INTERCEPTIONS					O. FUMB					ST				MISC	
				TK	S	A	TFL	YDS	SK	YDS	QBH	NO	YDS	LG	TD	PD	FF	FR	TD	YDS	TK	S	A	FF	FR	S	A
2021	Raiders	17	17	52	33	19	0	0	0.0	0.0	0	1	35	35	0	6	0	0	0	0	3	3	0	0	0	0	0
2022	Raiders	15	13	55	37	18	2	4	0.0	0.0	0	0	0	0	0	5	0	0	0	0	0	0	0	0	0	0	0
2023	Raiders	17	17	83	65	18	1	13	2.0	13.0	2	3	41	25	0	8	0	0	0	0	0	0	0	0	0	0	0
2024	Raiders	17	17	104	64	40	5	13	1.0	4.0	3	2	28	16	0	10	0	2	0	0	0	0	0	0	0	0	0
NFL TOTALS		66	64	294	199	95	8	30	3.0	17.0	5	6	104	35	0	29	0	2	0	0	3	3	0	0	0	0	0

TRE'VON MOEHRIG'S NFL POSTSEASON DEFENSIVE STATISTICS

DATE	TEAM	GP	GS	TACKLES								INTERCEPTIONS					O. FUMB					ST				MISC	
				TK	S	A	TFL	YDS	SK	YDS	QBH	NO	YDS	LG	TD	PD	FF	FR	TD	YDS	TK	S	A	FF	FR	S	A
2021	Raiders	1	1	1	1	0	0	0	0.0	0.0	0	0	0	0	0	0	0	0	0	0	0	0	0	0	0	0	0
NFL TOTALS		1	1	1	1	0	0	0	0.0	0.0	0	0	0	0	0	0	0	0	0	0	0	0	0	0	0	0	0

SINGLE-GAME HIGHS: DEFENSIVE

Total Tackles 13 at Cincinnati Bengals, Nov 03, 2024
Solo Tackles 8 at Cincinnati Bengals, Nov 03, 2024
Sacks 1.0 vs. New York Giants, Nov 05, 2023
...1 more at 1.0.
Passes Defensed 3 at Tampa Bay Buccaneers, Dec 08, 2024
Fumble Recoveries 1 vs. Jacksonville Jaguars, Dec 22, 2024
...1 more at 1.

Tackles For Loss 3 vs. Pittsburgh Steelers, Oct 13, 2024
Interceptions 1 vs. Kansas City Chiefs, Oct 27, 2024
...5 more at 1.
Interception Return Yards 35 at Denver Broncos, Oct 17, 2021
Special Teams Tackles 1 at Kansas City Chiefs, Dec 12, 2021
...2 more at 1.

SINGLE-GAME HIGHS - POSTSEASON: DEFENSIVE

Total Tackles 1 at Cincinnati Bengals, Jan 15, 2022
Solo Tackles 1 at Cincinnati Bengals, Jan 15, 2022

2024 GAME-BY-GAME REGULAR-SEASON STATISTICS (RAIDERS)

DATE	OPPONENT	P/S	TACKLES								INTERCEPTIONS					O. FUMB					ST				MISC		SCORE
			TK	S	A	SK	YDS	TFL	YDS	QBH	NO	YDS	LG	TD	PD	FF	FR	TD	YDS	TK	S	A	FF	FR	S	A	
09/08	at Chargers	S	3	1	2	0.0	0.0	0	0	0	0	0	0	0	0	0	0	0	0	0	0	0	0	0	0	L	10-22
09/15	at Ravens	S	6	4	2	0.0	0.0	0	0	0	0	0	0	0	0	0	0	0	0	0	0	0	0	0	0	W	26-23
09/22	Panthers	S	6	6	0	0.0	0.0	0	0	0	0	0	0	0	0	0	0	0	0	0	0	0	0	0	0	L	22-36
09/29	Browns	S	5	4	1	0.0	0.0	0	0	0	1	16	16	0	1	0	0	0	0	0	0	0	0	0	0	W	20-16
10/06	at Broncos	S	8	4	4	0.0	0.0	0	0	0	0	0	0	0	1	0	0	0	0	0	0	0	0	0	0	L	18-34
10/13	Steelers	S	9	7	2	0.0	0.0	3	9	0	0	0	0	0	0	0	0	0	0	0	0	0	0	0	0	L	13-32
10/20	at Rams	S	6	4	2	0.0	0.0	1	3	1	0	0	0	0	1	0	0	0	0	0	0	0	0	0	0	L	15-20
10/27	Chiefs	S	9	5	4	0.0	0.0	0	0	0	1	12	12	0	1	0	0	0	0	0	0	0	0	0	0	L	20-27
11/03	at Bengals	S	13	8	5	0.5	4.0	0	0	1	0	0	0	0	0	0	0	0	0	0	0	0	0	0	0	L	24-41
11/17	at Dolphins	S	5	2	3	0.0	0.0	0	0	0	0	0	0	0	1	0	0	0	0	0	0	0	0	0	0	L	19-34
11/24	Broncos	S	3	3	0	0.0	0.0	0	0	0	0	0	0	0	1	0	0	0	0	0	0	0	0	0	0	L	19-29
11/29	at Chiefs	S	3	2	1	0.0	0.0	0	0	0	0	0	0	0	0	0	0	0	0	0	0	0	0	0	0	L	17-19
12/08	at Buccaneers	S	8	5	3	0.5	0.0	0	0	1	0	0	0	0	3	0	1	0	0	0	0	0	0	0	0	L	13-28
12/16	Falcons	S	2	2	0	0.0	0.0	1	1	0	0	0	0	0	0	0	0	0	0	0	0	0	0	0	0	L	9-15
12/22	Jaguars	S	6	3	3	0.0	0.0	0	0	0	0	0	0	0	1	0	1	0	0	0	0	0	0	0	0	W	19-14
12/29	at Saints	S	5	2	3	0.0	0.0	0	0	0	0	0	0	0	0	0	0	0	0	0	0	0	0	0	0	W	25-10
01/05	Chargers	S	7	2	5	0.0	0.0	0	0	0	0	0	0	0	0	0	0	0	0	0	0	0	0	0	0	L	20-34
2024 TOTALS		17-17	104	64	40	1.0	4.0	5	13	3	2	28	16	0	10	0	2	0	0	0	0	0	0	0	0	0	4-13

2023 GAME-BY-GAME REGULAR-SEASON STATISTICS (RAIDERS)

DATE	OPPONENT	P/S	TACKLES								INTERCEPTIONS				O. FUMB				ST				MISC		SCORE		
			TK	S	A	SK	YDS	TFL	YDS	QBH	NO	YDS	LG	TD	PD	FF	FR	TD	YDS	TK	S	A	FF	FR		S	A
09/10	at Broncos	S	6	5	1	0.0	0.0	0	0	0	0	0	0	0	0	0	0	0	0	0	0	0	0	0	0	W	17-16
09/17	at Bills	S	5	4	1	0.0	0.0	0	0	0	0	0	0	1	0	0	0	0	0	0	0	0	0	0	0	L	10-38
09/24	Steelers	S	4	3	1	0.0	0.0	0	0	0	0	0	0	0	0	0	0	0	0	0	0	0	0	0	0	L	18-23
10/01	at Chargers	S	6	6	0	0.0	0.0	0	0	0	1	16	16	2	0	0	0	0	0	0	0	0	0	0	0	L	17-24
10/09	Packers	S	5	3	2	1.0	0.0	0	0	1	0	0	0	0	0	0	0	0	0	0	0	0	0	0	0	W	17-13
10/15	Patriots	S	3	3	0	0.0	0.0	0	0	0	1	25	25	0	1	0	0	0	0	0	0	0	0	0	0	W	21-17
10/22	at Bears	S	7	5	2	0.0	0.0	0	0	0	0	0	0	0	0	0	0	0	0	0	0	0	0	0	0	L	12-30
10/30	at Lions	S	10	7	3	0.0	0.0	0	0	0	0	0	0	0	0	0	0	0	0	0	0	0	0	0	0	L	14-26
11/05	Giants	S	5	5	0	1.0	13.0	1	13	1	0	0	0	0	0	0	0	0	0	0	0	0	0	0	0	W	30-6
11/12	Jets	S	3	3	0	0.0	0.0	0	0	0	0	0	0	0	0	0	0	0	0	0	0	0	0	0	0	W	16-12
11/19	at Dolphins	S	10	7	3	0.0	0.0	0	0	0	0	0	0	0	0	0	0	0	0	0	0	0	0	0	0	L	13-20
11/26	Chiefs	S	4	3	1	0.0	0.0	0	0	0	0	0	0	0	0	0	0	0	0	0	0	0	0	0	0	L	17-31
12/10	Vikings	S	5	4	1	0.0	0.0	0	0	0	0	0	0	0	1	0	0	0	0	0	0	0	0	0	0	L	0-3
12/14	Chargers	S	1	0	1	0.0	0.0	0	0	0	0	0	0	0	0	0	0	0	0	0	0	0	0	0	0	W	63-21
12/25	at Chiefs	S	3	2	1	0.0	0.0	0	0	0	0	0	0	0	2	0	0	0	0	0	0	0	0	0	0	W	20-14
12/31	at Colts	S	4	3	1	0.0	0.0	0	0	0	0	0	0	0	0	0	0	0	0	0	0	0	0	0	0	L	20-23
01/07	Broncos	S	2	2	0	0.0	0.0	0	0	0	1	0	0	0	1	0	0	0	0	0	0	0	0	0	0	W	27-14
2023 TOTALS		17-17	83	65	18	2.0	13.0	1	13	2	3	41	25	0	8	0	0	0	0	0	0	0	0	0	0	8-9	

2022 GAME-BY-GAME REGULAR-SEASON STATISTICS (RAIDERS)

TACKLES											INTERCEPTIONS				O. FUMB				ST				MISC						
DATE	OPPONENT	P/S	TK	S	A	SK	YDS	TFL	YDS	QBH	NO	YDS	LG	TD	PD	FF	FR	TD	YDS	TK	S	A	FF	FR	S	A	W/L	SCORE	
09/11	at Chargers	S	2	2	0	0.0	0.0	0	0	0	0	0	0	0	0	0	0	0	0	0	0	0	0	0	0	0	L	19-24	
09/18	Cardinals		GAME INACTIVE/INJURY																					L	23-29+				
09/25	at Titans		GAME INACTIVE/INJURY																					L	22-24				
10/02	Broncos	P	4	2	2	0.0	0.0	0	0	0	0	0	0	0	0	0	0	0	0	0	0	0	0	0	0	0	W	32-23	
10/10	at Chiefs	S	4	3	1	0.0	0.0	0	0	0	0	0	0	0	1	0	0	0	0	0	0	0	0	0	0	0	L	29-30	
10/23	Texans	P	4	2	2	0.0	0.0	0	0	0	0	0	0	0	1	0	0	0	0	0	0	0	0	0	0	0	W	38-20	
10/30	at Saints	S	3	2	1	0.0	0.0	0	0	0	0	0	0	0	0	0	0	0	0	0	0	0	0	0	0	0	L	0-24	
11/06	at Jaguars	S	2	1	1	0.0	0.0	0	0	0	0	0	0	0	0	0	0	0	0	0	0	0	0	0	0	0	L	20-27	
11/13	Colts	S	5	5	0	0.0	0.0	0	0	0	0	0	0	0	0	0	0	0	0	0	0	0	0	0	0	0	L	20-25	
11/20	at Broncos	S	2	1	1	0.0	0.0	0	0	0	0	0	0	0	0	0	0	0	0	0	0	0	0	0	0	0	W	22-16+	
11/27	at Seahawks	S	3	3	0	0.0	0.0	0	0	0	0	0	0	0	1	0	0	0	0	0	0	0	0	0	0	0	W	40-34+	
12/04	Chargers	S	5	4	1	0.0	0.0	1	2	0	0	0	0	0	1	0	0	0	0	0	0	0	0	0	0	0	W	27-20	
12/08	at Rams	S	3	3	0	0.0	0.0	1	2	0	0	0	0	0	0	0	0	0	0	0	0	0	0	0	0	0	L	16-17	
12/18	Patriots	S	4	2	2	0.0	0.0	0	0	0	0	0	0	0	0	0	0	0	0	0	0	0	0	0	0	0	W	30-24	
12/24	at Steelers	S	7	4	3	0.0	0.0	0	0	0	0	0	0	0	0	0	0	0	0	0	0	0	0	0	0	0	L	10-13	
01/01	49ers	S	3	1	2	0.0	0.0	0	0	0	0	0	0	0	0	0	0	0	0	0	0	0	0	0	0	0	L	34-37+	
01/07	Chiefs	S	4	2	2	0.0	0.0	0	0	0	0	0	0	0	1	0	0	0	0	0	0	0	0	0	0	0	L	13-31	
2022 TOTALS			15-13	55	37	18	0.0	0.0	2	4	0	0	0	0	5	0	0	0	0	0	0	0	0	0	0	0	0	6-11	
+ - Overtime																													


+ - Overtime

2021 GAME-BY-GAME REGULAR-SEASON STATISTICS (RAIDERS)

TACKLES										INTERCEPTIONS					O. FUMB				ST				MISC						
DATE	OPPONENT	P/S	TK	S	A	SK	YDS	TFL	YDS	QBH	NO	YDS	LG	TD	PD	FF	FR	TD	YDS	TK	S	A	FF	FR	S	A	W/L	SCORE	
09/13	Ravens	S	5	2	3	0.0	0.0	0	0	0	0	0	0	0	0	0	0	0	0	0	0	0	0	0	0	0	W	33-27+	
09/19	at Steelers	S	3	3	0	0.0	0.0	0	0	0	0	0	0	0	0	0	0	0	0	0	0	0	0	0	0	0	W	26-17	
09/26	Dolphins	S	1	1	0	0.0	0.0	0	0	0	0	0	0	0	0	0	0	0	0	0	0	0	0	0	0	0	W	31-28+	
10/04	at Chargers	S	4	4	0	0.0	0.0	0	0	0	0	0	0	0	1	0	0	0	0	1	1	0	0	0	0	0	0	L	14-28
10/10	Bears	S	2	0	2	0.0	0.0	0	0	0	0	0	0	0	0	0	0	0	0	0	0	0	0	0	0	0	L	9-20	
10/17	at Broncos	S	3	2	1	0.0	0.0	0	0	0	1	35	35	0	2	0	0	0	0	0	0	0	0	0	0	0	W	34-24	
10/24	Eagles	S	3	1	2	0.0	0.0	0	0	0	0	0	0	0	0	0	0	0	0	0	0	0	0	0	0	0	W	33-22	
11/07	at Giants	S	5	3	2	0.0	0.0	0	0	0	0	0	0	0	0	0	0	0	0	0	0	0	0	0	0	0	L	16-23	
11/14	Chiefs	S	5	4	1	0.0	0.0	0	0	0	0	0	0	0	1	0	0	0	0	1	1	0	0	0	0	0	L	14-41	
11/21	Bengals	S	1	1	0	0.0	0.0	0	0	0	0	0	0	0	1	0	0	0	0	0	0	0	0	0	0	0	L	13-32	
11/25	at Cowboys	S	4	1	3	0.0	0.0	0	0	0	0	0	0	0	0	0	0	0	0	0	0	0	0	0	0	0	W	36-33+	
12/05	Football Team	S	4	3	1	0.0	0.0	0	0	0	0	0	0	0	1	0	0	0	0	0	0	0	0	0	0	0	L	15-17	
12/12	at Chiefs	S	2	2	0	0.0	0.0	0	0	0	0	0	0	0	0	0	0	0	0	1	1	0	0	0	0	0	L	9-48	
12/20	at Browns	S	4	3	1	0.0	0.0	0	0	0	0	0	0	0	0	0	0	0	0	0	0	0	0	0	0	0	W	16-14	
12/26	Broncos	S	1	0	1	0.0	0.0	0	0	0	0	0	0	0	0	0	0	0	0	0	0	0	0	0	0	0	W	17-13	
01/02	at Colts	S	1	0	1	0.0	0.0	0	0	0	0	0	0	0	0	0	0	0	0	0	0	0	0	0	0	0	W	23-20	
01/09	Chargers	S	4	3	1	0.0	0.0	0	0	0	0	0	0	0	0	0	0	0	0	0	0	0	0	0	0	0	W	35-32+	
2021 TOTALS		17-17	52	33	19	0.0	0.0	0	0	0	1	35	35	0	6	0	0	0	0	3	3	0	0	0	0	0	0	10-7	
+ - Overtime																													

2021 GAME-BY-GAME POSTSEASON STATISTICS (RAIDERS)

DATE	OPPONENT	P/S	TACKLES								INTERCEPTIONS					O. FUMB				ST				MISC			SCORE
			TK	S	A	SK	YDS	TFL	YDS	QBH	NO	YDS	LG	TD	PD	FF	FR	TD	YDS	TK	S	A	FF	FR	S	A	
01/15	at Bengals	S	1	1	0	0.0	0.0	0	0	0	0	0	0	0	0	0	0	0	0	0	0	0	0	0	0	L	19-26
2021 TOTALS			1-1	1	1	0	0.0	0.0	0	0	0	0	0	0	0	0	0	0	0	0	0	0	0	0	0	0-1	



DAVID MOORE

WIDE RECEIVER

83

Hometown: Gainesville, Texas

College: East Central (Okla.)

Acquired: FA-24

HT6'0"

WT220

AGE30

2

7

PANTHERS

CAREER HIGHLIGHTS

PRO CAREER

- In 74 career games (19 starts), has caught 115 passes for 1,608 yards with 17 touchdowns...Has also rushed 13 times for 91 yards, returned 27 punts for 232 yards and four kicks for 65 yards..Also adds seven special teams tackles (four solo) and three fumble recoveries.
- In 2020, tallied a career-high 35 receptions for 417 yards and a career-high six touchdown receptions.

YEAR-BY-YEAR

- 2024: Played in all 17 games for the Panthers with five starts...Had 32 catches for 351 yards and three touchdowns...Has also added three special teams tackles (two solo)...Recorded first touchdown in a Panthers uniform (15th of his career) vs. Kansas City (11/24), and finished the game with a career-high six catches for a season-high 81 yards.
- 2023: Played in seven games for the Tampa Bay Buccaneers...Finished the season with five receptions for 94 yards and a touchdown, all coming in the final five weeks of the season.
- 2022: Spent preseason with Chicago, but missed the season with an injury suffered during training camp.
- 2021: Appeared in three total games on the season, two with the Denver Broncos and one with the Green Bay Packers.
- 2020: Played in 16 games for the Seahawks (six starts)...Tallied a career-high 35 receptions for 417 yards and a career-high six touchdown receptions.
- 2019: Appeared in 14 games making one start for Seattle...Recorded 17 catches for 301 yards and two touchdown receptions.
- 2018: Played in all 16 games with seven starts for the Seahawks...Hauled in 26 receptions for 445 yards and five touchdowns...Averaged 17.1 yards per reception...Recorded a career-high 19 first-downs receiving.
- 2017: Appeared in one game as a rookie for the Seattle Seahawks.

PANTHERS

TRANSACTIONS

- Selected by the Seattle Seahawks in the seventh round (2667th overall) of the 2017 NFL Draft...Released by the Seattle Seahawks (9/2/17)...Signed to the Seattle Seahawks practice squad (9/4/17)...Re-signed with the Seattle Seahawks (4/15/19)...Re-signed with the Seattle Seahawks (4/22/20)...Signed with the Carolina Panthers (3/18/21)...Released by the Carolina Panthers (9/1/21)...Signed to the Denver Broncos practice squad (9/6/21)...Released by the Denver Broncos (10/19/21)...Signed to the Denver Broncos practice squad (10/20/21)...Released by the Denver Broncos (11/9/21)...Signed to the Green Bay Packers practice squad (12/30/21)...Signed with the Chicago Bears (4/22/22)...Released by the Chicago Bears (9/17/22)...Signed with the Tampa Bay Buccaneers (5/15/23)...Released by the Tampa Bay Buccaneers (8/29/23)...Signed to the Tampa Bay Buccaneers' practice squad (8/30/23)...Signed with the Carolina Panthers (3/20/24)...Re-signed with the Carolina Panthers (3/24/25).

PANTHERS

COLLEGE

- Played in 41 career games at Division II East Central University in Ada, Okla (2013-16)...Set program records with 2,776 receiving yards and 35 career touchdowns...As a senior in 2016, hauled in a career-high 57 receptions for 878 yards and 10 touchdowns...In 2015, named D2Football.com All-America Honorable Mention after becoming the school's first receiver to record over 1,000 receiving yards (1,079) in a single season...Set a single season receiving touchdown record (13)...As a junior, earned All-GAC Honorable Mention honors after finishing second on the team with 526 receiving yards on 33 receptions...Played in eight games in 2013 as a freshman...Caught 12 passes for 275 yards and two touchdowns...A native of Gainesville, Texas...Attended Gainesville HS.

DAVID MOORE'S NFL REGULAR SEASON RUSHING/RECEIVING STATISTICS

DATE	TEAM	GP	GS	RECEIVING					RUSHING				
				NO.	YDS.	AVG.	LG	TD	NO.	YDS.	AVG.	LG	TD
2017	Seahawks	1	0	0	0	0.0	0	0	0	0	0.0	0	0
2018	Seahawks	16	7	26	445	17.1	54	5	1	5	5.0	5	0
2019	Seahawks	14	1	17	301	17.7	60t	2	3	25	8.3	19	0
2020	Seahawks	16	6	35	417	11.9	57	6	8	61	7.6	15	0
2021	Broncos	2	0	0	0	0.0	0	0	0	0	0.0	0	0
2021	Packers	1	0	0	0	0.0	0	0	0	0	0.0	0	0
2021	TOTAL	3	0	0	0	0.0	0	0	0	0	0.0	0	0
2022	Bears	0	0	0	0	0.0	0	0	0	0	0.0	0	0
2023	Buccaneers	7	0	5	94	18.8	52t	1	0	0	0.0	0	0
2024	Panthers	17	5	32	351	11.0	21	3	1	0	0.0	0	0
NFL TOTALS		74	19	115	1,608	14.0	60T	17	13	91	7.0	19	0

DAVID MOORE'S NFL POSTSEASON RUSHING/RECEIVING STATISTICS

DATE	TEAM	GP	GS	RECEIVING					RUSHING				
				NO.	YDS.	AVG.	LG	TD	NO.	YDS.	AVG.	LG	TD
2018	Seahawks	1	0	0	0	0.0	0	0	0	0	0.0	0	0
2019	Seahawks	2	1	2	57	28.5	38	0	1	6	6.0	6	0
2020	Seahawks	1	1	1	1	1.0	1	0	1	4	4.0	4	0
2021	Packers	0	0	0	0	0.0	0	0	0	0	0.0	0	0
2023	Buccaneers	2	0	3	77	25.7	44t	1	0	0	0.0	0	0
NFL TOTALS		6	2	6	135	22.5	44T	1	2	10	5.0	6	0

DAVID MOORE'S NFL REGULAR SEASON RETURN STATISTICS

DATE	TEAM	RET.	KICKOFF RETURNS					PUNT RETURNS				
			YDS.	AVG.	LG	TD	NO.	FC	YDS.	AVG.	LG	TD
2017	Seahawks	0	0	0.0	0	0	0	0	0	0.0	0	0
2018	Seahawks	1	18	18.0	18	0	0	0	0	0.0	0	0
2019	Seahawks	0	0	0.0	0	0	10	10	75	7.5	18	0
2020	Seahawks	3	47	15.7	21	0	12	14	111	9.3	20	0
2021	Broncos	0	0	0.0	0	0	0	0	0	0.0	0	0
2021	Packers	0	0	0.0	0	0	3	1	33	11.0	21	0
2021	TOTAL	0	0	0.0	0	0	3	1	33	11.0	21	0
2022	Bears	0	0	0.0	0	0	0	0	0	0.0	0	0
2023	Buccaneers	0	0	0.0	0	0	0	0	0	0.0	0	0
2024	Panthers	0	0	0.0	0	0	2	6	13	6.5	7	0
NFL TOTALS		4	65	16.3	21	0	27	31	232	8.6	21	0

DAVID MOORE'S NFL POSTSEASON RETURN STATISTICS

DATE	TEAM	NO.	FC	PUNT RETURNS		
				YDS.	AVG.	LG
2018	Seahawks	0	0	0	0.0	0
2019	Seahawks	2	3	15	7.5	10
2020	Seahawks	0	0	0	0.0	0
2021	Packers	0	0	0	0.0	0
2023	Buccaneers	0	0	0	0.0	0
NFL TOTALS		2	3	15	7.5	10

SINGLE-GAME HIGHS: RUSHING/RECEIVING

Rush Attempts 2 vs. San Francisco 49ers, Nov 01, 2020
Rushing Yards 28 vs. San Francisco 49ers, Nov 01, 2020
Longest Runs 19 vs. Arizona Cardinals, Dec 22, 2019
Receptions 6 vs. Kansas City Chiefs, Nov 24, 2024
Receiving Yards 103 at Carolina Panthers, Nov 25, 2018
Receiving Average 31.7 at Miami Dolphins, Oct 04, 2020
Longest Receptions 60t vs. Minnesota Vikings, Dec 02, 2019
Receiving TDs 2 vs. Los Angeles Rams, Oct 07, 2018
All-Purpose Yards 108 vs. San Francisco 49ers, Nov 01, 2020
Kickoff Returns 2 vs. San Francisco 49ers, Nov 01, 2020

Kickoff Return Yards 38 vs. San Francisco 49ers, Nov 01, 2020
Longest Kickoff Return 21 vs. San Francisco 49ers, Nov 01, 2020
Fair Catches 3 vs. Arizona Cardinals, Nov 19, 2020
...2 more at 3.
Punt Return Yards 33 vs. Minnesota Vikings, Jan 02, 2022
Longest Punt Return 21 vs. Minnesota Vikings, Jan 02, 2022
Punt Returns 3 vs. Minnesota Vikings, Jan 02, 2022
...1 more at 3.
Punt Return Average 11.0 vs. Minnesota Vikings, Jan 02, 2022
Special Teams Tackles 2 vs. Jacksonville Jaguars, Dec 24, 2023
Most TDs 2 vs. Los Angeles Rams, Oct 07, 2018
Miscellaneous Tackles 1 vs. New Orleans Saints, Dec 31, 2023

SINGLE-GAME HIGHS - POSTSEASON: RUSHING/RECEIVING

Rush Attempts	1 vs. Los Angeles Rams, Jan 09, 2021
Rushing Yards	1 at Green Bay Packers, Jan 12, 2020
Longest Runs	6 at Green Bay Packers, Jan 12, 2020
Receptions	4 vs. Los Angeles Rams, Jan 09, 2021
Receiving Yards	6 at Green Bay Packers, Jan 12, 2020
Longest Receptions	4 vs. Los Angeles Rams, Jan 09, 2021
Receiving TDs	2 vs. Philadelphia Eagles, Jan 15, 2024
	1 at Detroit Lions, Jan 21, 2024
	1 vs. Los Angeles Rams, Jan 09, 2021
	66 vs. Philadelphia Eagles, Jan 15, 2024
	57 at Philadelphia Eagles, Jan 05, 2020
	11 at Detroit Lions, Jan 21, 2024
	1 vs. Los Angeles Rams, Jan 09, 2021
	44t vs. Philadelphia Eagles, Jan 15, 2024
	38 at Philadelphia Eagles, Jan 05, 2020
	22 vs. Philadelphia Eagles, Jan 15, 2024
	19 at Philadelphia Eagles, Jan 05, 2020
	11 at Detroit Lions, Jan 21, 2024
	1 vs. Philadelphia Eagles, Jan 15, 2024

All-Purpose Yards	66 vs. Philadelphia Eagles, Jan 15, 2024
Fair Catches	62 at Philadelphia Eagles, Jan 05, 2020
Punt Return Yards	16 at Green Bay Packers, Jan 12, 2020
Longest Punt Return	11 at Detroit Lions, Jan 21, 2024
Punt Returns	5 vs. Los Angeles Rams, Jan 09, 2021
Most TDs	2 at Philadelphia Eagles, Jan 05, 2020
	1 at Green Bay Packers, Jan 12, 2020
	10 at Green Bay Packers, Jan 12, 2020
	5 at Philadelphia Eagles, Jan 05, 2020
	10 at Green Bay Packers, Jan 12, 2020
	5 at Philadelphia Eagles, Jan 05, 2020
	1 at Green Bay Packers, Jan 12, 2020
	1 at Philadelphia Eagles, Jan 05, 2020
	1 vs. Philadelphia Eagles, Jan 15, 2024

100-YARD RECEIVING GAMES (1): REGULAR SEASON

DATE	TEAM	NO.	YDS.	AVG.	LG	TD
11/25/18	at Panthers	4	103	25.8	54	1

2024 GAME-BY-GAME REGULAR-SEASON STATISTICS (PANTHERS)

DATE	OPPONENT	P/S	RECEIVING						RUSHING						W/L	SCORE
			NO.	YDS.	AVG.	LG	TD	NO.	YDS.	AVG.	LG	TD				
09/08	at Saints	P	1	14	14.0	14	0	0	0	0.0	0	0	L	10-47		
09/15	Chargers	P	0	0	0.0	0	0	0	0	0.0	0	0	L	3-26		
09/22	at Raiders	P	0	0	0.0	0	0	0	0	0.0	0	0	W	36-22		
09/29	Bengals	P	0	0	0.0	0	0	0	0	0.0	0	0	L	24-34		
10/06	at Bears	P	2	13	6.5	7	0	0	0	0.0	0	0	L	10-36		
10/13	Falcons	P	2	17	8.5	9	0	0	0	0.0	0	0	L	20-38		
10/20	at Commanders	P	0	0	0.0	0	0	0	0	0.0	0	0	L	7-40		
10/27	at Broncos	S	4	39	9.8	13	0	0	0	0.0	0	0	L	14-28		
11/03	Saints	S	2	20	10.0	11	0	0	0	0.0	0	0	W	23-22		
11/10	Giants	S	2	18	9.0	13	0	0	0	0.0	0	0	W	20-17+		
11/24	Chiefs	S	6	81	13.5	21	1	0	0	0.0	0	0	L	27-30		
12/01	Buccaneers	S	5	40	8.0	10	0	0	0	0.0	0	0	L	23-26+		
12/08	at Eagles	P	2	25	12.5	19	0	0	0	0.0	0	0	L	16-22		
12/15	Cowboys	P	2	19	9.5	16	0	0	0	0.0	0	0	L	14-30		
12/22	Cardinals	P	2	39	19.5	21	1	1	0	0.0	0	0	W	36-30+		
12/29	at Buccaneers	P	1	17	17.0	17	0	0	0	0.0	0	0	L	14-48		
01/05	at Falcons	P	1	9	9.0	9t	1	0	0	0.0	0	0	W	44-38+		
2024 TOTALS			17-5	32	351	11.0	21	3	1	0	0.0	0	0	5-12		
+ - Overtime																

2023 GAME-BY-GAME REGULAR-SEASON STATISTICS (BUCCANEERS)

DATE	OPPONENT	P/S	RECEIVING					RUSHING					W/L	SCORE
			NO.	YDS.	AVG.	LG	TD	NO.	YDS.	AVG.	LG	TD		
09/10	at Vikings							PRACTICE SQUAD					W	20-17
09/17	Bears							PRACTICE SQUAD					W	27-17
09/25	Eagles							PRACTICE SQUAD					L	11-25
10/01	at Saints							PRACTICE SQUAD					W	26-9
10/15	Lions							PRACTICE SQUAD					L	6-20
10/22	Falcons							PRACTICE SQUAD					L	13-16
10/26	at Bills							PRACTICE SQUAD					L	18-24
11/05	at Texans							PRACTICE SQUAD					L	37-39
11/12	Titans							PRACTICE SQUAD					W	20-6
11/19	at 49ers							PRACTICE SQUAD					L	14-27
11/26	at Colts	P	0	0	0.0	0	0	0	0	0.0	0	0	L	20-27
12/03	Panthers	P	0	0	0.0	0	0	0	0	0.0	0	0	W	21-18
12/10	at Falcons	P	1	11	11.0	11	0	0	0	0.0	0	0	W	29-25
12/17	at Packers	P	2	68	34.0	52t	1	0	0	0.0	0	0	W	34-20
12/24	Jaguars	P	1	7	7.0	7	0	0	0	0.0	0	0	W	30-12
12/31	Saints	P	0	0	0.0	0	0	0	0	0.0	0	0	L	13-23
01/07	at Panthers	P	1	8	8.0	8	0	0	0	0.0	0	0	W	9-0
2023 TOTALS		7-0	5	94	18.8	52T	1	0	0	0.0	0	0	9-8	

2021 GAME-BY-GAME REGULAR-SEASON STATISTICS (BRONCOS/PACKERS)

DATE	OPPONENT	P/S	RECEIVING					RUSHING					W/L	SCORE
			NO.	YDS.	AVG.	LG	TD	NO.	YDS.	AVG.	LG	TD		
10/03	Ravens	P	0	0	0.0	0	0	0	0	0.0	0	0	L	7-23
10/10	at Steelers	P	0	0	0.0	0	0	0	0	0.0	0	0	L	19-27
10/17	Raiders							ON INACTIVE LIST					L	24-34
10/21	at Browns							NOT ON ROSTER					L	14-17
10/31	Football Team							NOT ON ROSTER					W	17-10
11/07	at Cowboys							NOT ON ROSTER					W	30-16
11/14	Eagles							NOT ON ROSTER					L	13-30
11/28	Chargers							NOT ON ROSTER					W	28-13
12/05	at Chiefs							NOT ON ROSTER					L	9-22
12/12	Lions							NOT ON ROSTER					W	38-10
12/19	Bengals							NOT ON ROSTER					L	10-15
12/26	at Raiders							NOT ON ROSTER					L	13-17
01/02	Vikings	P	0	0	0.0	0	0	0	0	0.0	0	0	W	37-10
01/09	at Lions							PRACTICE SQUAD/COVID-19					L	30-37
2021 TOTALS		3-0	0	0	0.0	0	0	0	0	0.0	0	0	5-9	

2020 GAME-BY-GAME REGULAR-SEASON STATISTICS (SEAHAWKS)

DATE	OPPONENT	P/S	RECEIVING					RUSHING					W/L	SCORE
			NO.	YDS.	AVG.	LG	TD	NO.	YDS.	AVG.	LG	TD		
09/13	at Falcons	S	3	28	9.3	18	0	1	12	12.0	12	0	W	38-25
09/20	Patriots	P	3	48	16.0	38t	1	0	0	0.0	0	0	W	35-30
09/27	Cowboys	S	1	2	2.0	2	0	0	0	0.0	0	0	W	38-31
10/04	at Dolphins	S	3	95	31.7	57	1	0	0	0.0	0	0	W	31-23
10/11	Vikings	P	0	0	0.0	0	0	0	0	0.0	0	0	W	27-26
10/25	at Cardinals	P	3	54	18.0	18	0	1	4	4.0	4	0	L	34-37+
11/01	49ers	P	3	18	6.0	7	1	2	28	14.0	15	0	W	37-27
11/08	at Bills	P	4	71	17.8	55t	1	0	0	0.0	0	0	L	34-44
11/15	at Rams	S	2	16	8.0	9	0	1	2	2.0	2	0	L	16-23
11/19	Cardinals	P	2	5	2.5	3	0	0	0	0.0	0	0	W	28-21
11/30	at Eagles	P	3	-6	-2.0	1t	1	1	1	1.0	1	0	W	23-17
12/06	Giants	S	1	6	6.0	6	0	0	0	0.0	0	0	L	12-17
12/13	Jets	S	3	20	6.7	14	1	1	9	9.0	9	0	W	40-3
12/20	at Football Team	P	2	10	5.0	9	0	1	5	5.0	5	0	W	20-15
12/27	Rams	P	1	45	45.0	45	0	0	0	0.0	0	0	W	20-9
01/03	at 49ers	P	1	5	5.0	5	0	0	0	0.0	0	0	W	26-23
2020 TOTALS		16-6	35	417	11.9	57	6	8	61	7.6	15	0	12-4	

+ - Overtime

2019 GAME-BY-GAME REGULAR-SEASON STATISTICS (SEAHAWKS)

DATE	OPPONENT	P/S	RECEIVING					RUSHING					TD	W/L	SCORE
			NO.	YDS.	AVG.	LG	TD	NO.	YDS.	AVG.	LG	TD			
09/08	Bengals		INACTIVE											W	21-20
09/15	at Steelers		INACTIVE											W	28-26
09/22	Saints	P	1	29	29.0	29	0	0	0	0.0	0	0	0	L	27-33
09/29	at Cardinals	P	1	9	9.0	9	0	0	0	0.0	0	0	0	W	27-10
10/03	Rams	P	1	10	10.0	10t	1	0	0	0.0	0	0	0	W	30-29
10/13	at Browns	P	3	36	12.0	14	0	0	0	0.0	0	0	0	W	32-28
10/20	Ravens	P	1	14	14.0	14	0	0	0	0.0	0	0	0	L	16-30
10/27	at Falcons	P	1	23	23.0	23	0	1	2	2.0	2	0	0	W	27-20
11/03	Buccaneers	P	2	18	9.0	12	0	0	0	0.0	0	0	0	W	40-34+
11/11	at 49ers	S	0	0	0.0	0	0	0	0	0.0	0	0	0	W	27-24+
11/24	at Eagles	P	1	31	31.0	31	0	1	4	4.0	4	0	0	W	17-9
12/02	Vikings	P	2	65	32.5	60t	1	0	0	0.0	0	0	0	W	37-30
12/08	at Rams	P	1	15	15.0	15	0	0	0	0.0	0	0	0	L	12-28
12/15	at Panthers	P	0	0	0.0	0	0	0	0	0.0	0	0	0	W	30-24
12/22	Cardinals	P	1	21	21.0	21	0	1	19	19.0	19	0	0	L	13-27
12/29	49ers	P	2	30	15.0	17	0	0	0	0.0	0	0	0	L	21-26
2019 TOTALS	14-1		17	301	17.7	60T	2	3	25	8.3	19	0	11-5		

+ - Overtime

2018 GAME-BY-GAME REGULAR-SEASON STATISTICS (SEAHAWKS)

DATE	OPPONENT	P/S	RECEIVING					RUSHING					TD	W/L	SCORE
			NO.	YDS.	AVG.	LG	TD	NO.	YDS.	AVG.	LG	TD			
09/09	at Broncos	P	0	0	0.0	0	0	0	0	0.0	0	0	0	L	24-27
09/17	at Bears	P	0	0	0.0	0	0	0	0	0.0	0	0	0	L	17-24
09/23	Cowboys	P	0	0	0.0	0	0	0	0	0.0	0	0	0	W	24-13
09/30	at Cardinals	S	2	39	19.5	30	0	0	0	0.0	0	0	0	W	20-17
10/07	Rams	P	3	38	12.7	30t	2	0	0	0.0	0	0	0	L	31-33
10/14	at Raiders	P	2	47	23.5	28	1	1	5	5.0	5	0	0	W	27-3
10/28	at Lions	P	4	97	24.3	45	1	0	0	0.0	0	0	0	W	28-14
11/04	Chargers	S	2	16	8.0	9	0	0	0	0.0	0	0	0	L	17-25
11/11	at Rams	P	1	16	16.0	16	0	0	0	0.0	0	0	0	L	31-36
11/15	Packers	S	4	57	14.3	27	0	0	0	0.0	0	0	0	W	27-24
11/25	at Panthers	P	4	103	25.8	54	1	0	0	0.0	0	0	0	W	30-27
12/02	49ers	S	0	0	0.0	0	0	0	0	0.0	0	0	0	W	43-16
12/10	Vikings	S	0	0	0.0	0	0	0	0	0.0	0	0	0	W	21-7
12/16	at 49ers	S	1	9	9.0	9	0	0	0	0.0	0	0	0	L	23-26+
12/23	Chiefs	S	1	7	7.0	7	0	0	0	0.0	0	0	0	W	38-31
12/30	Cardinals	P	2	16	8.0	12	0	0	0	0.0	0	0	0	W	27-24
2018 TOTALS	16-7		26	445	17.1	54	5	1	5	5.0	5	0	10-6		

+ - Overtime

2023 GAME-BY-GAME POSTSEASON STATISTICS (BUCCANEERS)

DATE	OPPONENT	P/S	RECEIVING					RUSHING					TD	W/L	SCORE
			NO.	YDS.	AVG.	LG	TD	NO.	YDS.	AVG.	LG	TD			
01/15	Eagles	P	2	66	33.0	44t	1	0	0	0.0	0	0	0	W	32-9
01/21	at Lions	P	1	11	11.0	11	0	0	0	0.0	0	0	0	L	23-31
2023 TOTALS	2-0		3	77	25.7	44T	1	0	0	0.0	0	0	1-1		

2020 GAME-BY-GAME POSTSEASON STATISTICS (SEAHAWKS)

DATE	OPPONENT	P/S	RECEIVING					RUSHING					TD	W/L	SCORE
			NO.	YDS.	AVG.	LG	TD	NO.	YDS.	AVG.	LG	TD			
01/09	Rams	S	1	1	1.0	1	0	1	4	4.0	4	0	0	L	20-30
2020 TOTALS	1-1		1	1	1.0	1	0	1	4	4.0	4	0	0-1		

2019 GAME-BY-GAME POSTSEASON STATISTICS (SEAHAWKS)

DATE	OPPONENT	P/S	RECEIVING					RUSHING					TD	W/L	SCORE
			NO.	YDS.	AVG.	LG	TD	NO.	YDS.	AVG.	LG	TD			
01/05	at Eagles	S	2	57	28.5	38	0	0	0	0.0	0	0	0	W	17-9
01/12	at Packers	P	0	0	0.0	0	0	1	6	6.0	6	0	0	L	23-28
2019 TOTALS	2-1		2	57	28.5	38	0	1	6	6.0	6	0	1-1		

2018 GAME-BY-GAME POSTSEASON STATISTICS (SEAHAWKS)

DATE	OPPONENT	P/S	RECEIVING					RUSHING					TD	W/L	SCORE
			NO.	YDS.	AVG.	LG	TD	NO.	YDS.	AVG.	LG	TD			
01/05	at Cowboys	P	0	0	0.0	0	0	0	0	0.0	0	0	0	L	22-24
2018 TOTALS	1-0		0	0	0.0	0	0	0	0	0.0	0	0	0-1		



TAYLOR
MOTON

TACKLE | (MOAT-in)

72

Hometown: Okemos, Mich.

College: Western Michigan

Acquired: D2b-17

HT6'5"

WT325

AGE31

9

9

PANTHERS

CAREER HIGHLIGHTS

- Has appeared in 129 games with 113 starts (109 at right tackle, four at left tackle).
- Started in 104 consecutive games, the longest streak in franchise history, before missing Week 6 of 2024 due to injury.
- In 7,109 offensive snaps, has committed only eight holding penalties and allowed 18.0 sacks (StatsPass).

YEAR-BY-YEAR

- 2024: Started all 14 games played at right tackle for the Panthers...Started 100th consecutive game at New Orleans (9/8), the longest streak in franchise history...Helped lead the way for 1,000-yard rusher Chuba Hubbard...Part of an offensive line that allowed one sack vs. the New York Giants (11/10), who led the NFL in sacks...Did not have a single penalty all season and only allowed one sack.
- 2023: Started all 17 games at right tackle for the Panthers.
- 2022: Started at right tackle for all 17 games...The Panthers had just two different starting five combinations up front in 2022 (not including jumbo packages)...Since Week 7, the offensive line helped Carolina ranked fifth league-wide in rushing attempts (359), fourth in rushing yards (1,668), and tenth in yards per rush (4.65), in addition to being tied for third fewest sacks allowed (17), ranking tenth in sack percentage per passing attempt (5.8%) and eighth in average time to throw for a quarterback (2.94 seconds)...In Week 16 against the Lions, the offensive line played an integral role in the offense rushing for a new franchise best 320 yards (previous high was 299 vs Tampa Bay, 12/8/08) and recording the most total net yards as an offense with 570 (previous high was 548 vs Miami, 11/13/17).
- 2021: Only Panther offensive lineman to start all 17 contests, starting 16 games at right tackle and one at left tackle.
- 2020: Started all 16 games and played 100 percent of the offensive snaps, becoming 13th different Panthers player to play 100 percent of the offensive snaps since 2000...According to PFF, posted third-best pass-blocking efficiency rating among qualified NFL tackles and ranked sixth in fewest pressures allowed (20) among qualified tackles.
- 2019: Started all 16 games for Carolina at right tackle...Helped Christian McCaffrey rank third in the NFL with 1,387 rushing yards.
- 2018: Started all 16 games for Carolina, with one at left tackle and 15 at right tackle...Helped the Panthers rank fourth in the NFL with 133.5 rushing yards per game.
- 2017: Played in all 16 regular season games and one playoff game for the Panthers in rookie campaign.

PANTHERS

TRANSACTIONS

- Selected in the second round (64th overall) of the 2017 NFL Draft by the Carolina Panthers...Franchise tagged by the Carolina Panthers (3/9/21)...Signed contract extension with the Carolina Panthers (7/15/21).

PANTHERS

COLLEGE


- Four-year starter and two-time All-Mid-American Conference honoree at Western Michigan...Set a school record for the most starts in a career with 52...Started 39 games at right tackle and 13 at right guard...Cleared paths for a 1,000-yard rusher as a sophomore, junior and senior – the first time in school history the Broncos had a 1,000-yard rusher in three consecutive seasons...As a senior in 2016, was named first-team All-Mid-American Conference selection...Started 14 games at right tackle...Helped Western Michigan to a school record 13 wins, first Mid-American Conference championship since 1988 and first-ever appearance in the Cotton Bowl...Opened holes for rushing attack that ranked second in the conference with an average of 228.9 yards per game...Provided protection for unit that allowed just 15 sacks...In 2015, was named third-team All-Mid-American Conference choice...Started 13 games at right guard...Key member of offense that finished second in the conference in rushing with an average of 204.6 yards per game...Started 13 games at right tackle as a sophomore...Made first career catch, snatching a deflected pass out of the air against Bowling Green...As a freshman in 2013, started 12 games at right tackle...Redshirted as a true freshman in 2012.

TAYLOR MOTON'S NFL REGULAR SEASON STATISTICS

DATE	TEAM	GP	GS
2017	Panthers	16	0
2018	Panthers	16	16
2019	Panthers	16	16
2020	Panthers	16	16
2021	Panthers	17	17
2022	Panthers	17	17
2023	Panthers	17	17
2024	Panthers	14	14
NFL TOTALS		129	113

TAYLOR MOTON'S NFL POSTSEASON STATISTICS

DATE	TEAM	GP	GS
2017	Panthers	1	0
NFL TOTALS		1	0



YOSH
NIJMAN

TACKLE | (rhymes with Josh, NY-man)

Hometown: Maplewood, N.J.


College: Virginia Tech


Acquired: FA-24

HT6'7"

WT314

AGE29

2

6

PANTHERS

CAREER HIGHLIGHTS

- Appeared in 83 games with 25 starts for the Packers and Panthers at both left and right tackle.
- Has played in five playoff games, all for Green Bay.

YEAR-BY-YEAR

- **2024:** Appeared in 16 games for the Panthers with three starts...Came in for Taylor Moton at tackle in Week 5 against the Bears (10/6)...Part of an offensive line that did not allow a sack in Week 6 against the Falcons (10/13)...Had only one holding penalty all season.
- **2023:** Played in all 17 games (one start) for Green Bay...Started at left tackle against the Los Angeles Rams (11/5), as the team produced 184 yards rushing, their most that season...Saw action in both postseason contests.
- **2022:** Appeared in all 17 contests for the Packers with a career-high 13 starts...Opened 11 games at right tackle and two at left tackle.
- **2021:** Played in all 17 games (eight starts at left tackle) for Green Bay...The offense averaged 395.3 yards per game and 31.9 points per game in those eight contests...Made first career start, opening at left tackle at San Francisco (9/26)...Saw action in the Packers lone playoff game.
- **2020:** Played in all 16 regular-season games and both playoff contests for Green Bay...Made NFL debut at Minnesota (9/13), and postseason debut against the Los Angeles Rams (1/16/21).
- **2019:** An undrafted rookie, began the season on the Green Bay practice squad before joining the active roster (11/26)...Did not appear in any games.

PANTHERS

TRANSACTIONS

- Signed as an undrafted free agent by the Green Bay Packers (5/3/19)...Released by the Green Bay Packers (8/31/19)...Signed to the Green Bay Packers practice squad (9/1/19)...Signed to the Green Bay Packers active roster (11/26/19)...Re-signed with the Green Bay Packers (5/6/21)...Re-signed with the Green Bay Panthers (4/18/22)...Re-signed with the Green Bay Packers (4/17/23)...Signed with the Carolina Panthers (3/19/24).

PANTHERS

COLLEGE

- Played in 45 games with 32 starts over four seasons at Virginia Tech (2015-18), lining up as a starter at left tackle for two seasons (2016-17) before moving to right tackle for his senior season in 2018...As a senior, started 10 games at right tackle and protected QB Ryan Willis, who finished No. 3 in the Atlantic Coast Conference with a 2.67 TD-to-INT ratio, No. 4 in passing yards per game (226.3) and pass efficiency (138.0), and No. 5 in total offense (244.8 ypg)...Helped pave the way for the Hokies to rush for 2,266 yards and 19 TDs on 520 carries (4.3 avg.)...Played in nine games as a junior in 2017 with eight starts at left tackle and protected QB Josh Jackson, who set freshman program records for TD passes (20), passing yards (2,991) and 200-plus-yard passing games (nine)...As a sophomore, started all 14 games at left tackle and blocked for QB Jerod Evans, who set single-season school marks for completions (268), passing yards (3,542) and passing TDs (29) and was named the ACC Newcomer of the Year by Athlon and The Associated Press...Appeared in 12 contests as a freshman, playing more than 50 snaps vs. Ohio State (Sept. 7) and vs. Furman (Sept. 12).

YOSH NIJMAN'S NFL REGULAR SEASON STATISTICS

DATE	TEAM	GP	GS
2019	Packers	0	0
2020	Packers	16	0
2021	Packers	17	8
2022	Packers	17	13
2023	Packers	17	1
2024	Panthers	16	3
NFL TOTALS		83	25

YOSH NIJMAN'S NFL POSTSEASON STATISTICS

DATE	TEAM	GP	GS
2019	Packers	0	0
2020	Packers	2	0
2021	Packers	1	0
2023	Packers	2	0
NFL TOTALS		5	0



LABRYAN
RAY

DEFENSIVE END

93

Hometown: Madison, Ala.

College: Alabama

Acquired: FA-23

HT6'4"

WT290

AGE27

3

3

PANTHERS

CAREER HIGHLIGHTS

- In 33 games (10 starts), has recorded 60 tackles (22 solo) with 1.0 sack, two tackles for loss and two quarterback hits.
- Recorded first sack of career in Week 3 of 2024 against the Raiders.

YEAR-BY-YEAR

- 2024:** Appeared in 16 games (a career-high nine starts) for the Panthers...Recorded a career-high 41 tackles (15 solo), with 1.0 sack, two quarterback hits, and two tackles for loss...Notched first sack of career at Las Vegas (9/22)...Had a career-high five tackles (two solo) against New Orleans (11/3).
- 2023:** Played in 16 games (one start) for the Panthers...Tallied 19 tackles (seven solo).
- 2022:** Spent part of the season on the New England Patriots practice squad.

PANTHERS

TRANSACTIONS

- Signed by the New England Patriots as an undrafted free agent (5/9/22)...Released by the New England Patriots (8/30/22)...Signed to the New England Patriots practice squad (8/31/22)...Released by the New England Patriots (10/26/22)...Signed by the New England Patriots (1/10/23)...Released by the New England Patriots (2/17/23)...Signed by the Carolina Panthers (7/31/23).

PANTHERS

COLLEGE

- Spent five seasons at Alabama (2017-21), appearing in 45 games...At Alabama, totaled 76 total tackles with 13.5 tackles for loss, 6.0 sacks, two passes defended and one forced fumble...In 2021, appeared in 13 games tallying 11 total tackles with three tackles for loss and a sack...As a senior, appeared in eight games while recording 12 tackles with a half sack and half a tackle for loss...As a junior, appeared in three games while compiling nine total tackles with 1.5 tackles for loss, a sack and one forced fumble...As a sophomore, appeared in all 15 games while totaling 39 total tackles with six tackles for loss, 2.5 sacks and two passes defended...As a freshman, appeared in six games while compiling five total tackles with 2.5 tackles for loss and a sack..

LABRYAN RAY'S NFL REGULAR SEASON DEFENSIVE STATISTICS

DATE	TEAM	GP	GS	TK	S	A	TACKLES				INTERCEPTIONS				O. FUMB			ST				MISC	
							TFL	YDS	SK	YDS	QBH	NO	YDS	LG	TD	PD	FF	FR	TD	YDS	TK	S	A
2022	Patriots	0	0	0	0	0	0	0	0.0	0.0	0	0	0	0	0	0	0	0	0	0	0	0	0
2023	Panthers	17	1	19	7	12	0	0	0.0	0.0	0	0	0	0	0	0	0	0	0	0	0	0	0
2024	Panthers	16	9	41	15	26	2	6	1.0	5.0	2	0	0	0	0	0	0	0	0	0	0	0	0
NFL TOTALS		33	10	60	22	38	2	6	1.0	5.0	2	0	0	0	0	0	0	0	0	0	0	0	0

SINGLE-GAME HIGHS: DEFENSIVE

Total Tackles 5 vs. New Orleans Saints, Nov 03, 2024

Solo Tackles 3 vs. Cincinnati Bengals, Sep 29, 2024

...1 more at 3.

Sacks 1.0 at Las Vegas Raiders, Sep 22, 2024

Tackles For Loss 1 at Denver Broncos, Oct 27, 2024


...1 more at 1.

2024 GAME-BY-GAME REGULAR-SEASON STATISTICS (PANTHERS)

TACKLES										INTERCEPTIONS					O. FUMB			ST			MISC									
DATE	OPPONENT	P/S	TK	S	A	SK	YDS	TFL	YDS	QBH	NO	YDS	LG	TD	PD	FF	FR	TD	YDS	TK	S	A	FF	FR	S	A	W/L	SCORE		
09/08	at Saints		ON INACTIVE LIST																										L	10-47
09/15	Chargers	P	2	1	1	0.0	0.0	0	0	0	0	0	0	0	0	0	0	0	0	0	0	0	0	0	0	0	L	3-26		
09/22	at Raiders	S	4	3	1	1.0	5.0	1	5	1	0	0	0	0	0	0	0	0	0	0	0	0	0	0	0	0	W	36-22		
09/29	Bengals	S	4	3	1	0.0	0.0	0	0	0	0	0	0	0	0	0	0	0	0	0	0	0	0	0	0	0	L	24-34		
10/06	at Bears	S	1	0	1	0.0	0.0	0	0	0	0	0	0	0	0	0	0	0	0	0	0	0	0	0	0	0	L	10-36		
10/13	Falcons	P	0	0	0	0.0	0.0	0	0	0	0	0	0	0	0	0	0	0	0	0	0	0	0	0	0	0	L	20-38		
10/20	at Commanders	S	4	1	3	0.0	0.0	0	0	0	0	0	0	0	0	0	0	0	0	0	0	0	0	0	0	0	L	7-40		
10/27	at Broncos	S	3	1	2	0.0	0.0	1	1	0	0	0	0	0	0	0	0	0	0	0	0	0	0	0	0	0	L	14-28		
11/03	Saints	P	5	2	3	0.0	0.0	0	0	0	0	0	0	0	0	0	0	0	0	0	0	0	0	0	0	0	W	23-22		
11/10	Giants	S	2	0	2	0.0	0.0	0	0	0	0	0	0	0	0	0	0	0	0	0	0	0	0	0	0	0	W	20-17+		
11/24	Chiefs	S	3	1	2	0.0	0.0	0	0	0	0	0	0	0	0	0	0	0	0	0	0	0	0	0	0	0	L	27-30		
12/01	Buccaneers	S	3	0	3	0.0	0.0	0	0	0	0	0	0	0	0	0	0	0	0	0	0	0	0	0	0	0	L	23-26+		
12/08	at Eagles	P	4	2	2	0.0	0.0	0	0	0	0	0	0	0	0	0	0	0	0	0	0	0	0	0	0	0	L	16-22		
12/15	Cowboys	P	1	0	1	0.0	0.0	0	0	1	0	0	0	0	0	0	0	0	0	0	0	0	0	0	0	0	L	14-30		
12/22	Cardinals	P	4	1	3	0.0	0.0	0	0	0	0	0	0	0	0	0	0	0	0	0	0	0	0	0	0	0	W	36-30+		
12/29	at Buccaneers	P	1	0	1	0.0	0.0	0	0	0	0	0	0	0	0	0	0	0	0	0	0	0	0	0	0	0	L	14-48		
01/05	at Falcons	S	0	0	0	0.0	0.0	0	0	0	0	0	0	0	0	0	0	0	0	0	0	0	0	0	0	0	W	44-38+		
2024 TOTALS		16-9	41	15	26	1.0	5.0	2	6	2	0	0	0	0	0	0	0	0	0	0	0	0	0	0	0	0	5-12			
+ - Overtime																														

2023 GAME-BY-GAME REGULAR-SEASON STATISTICS (PANTHERS)

DATE	OPPONENT	P/S	TACKLES							INTERCEPTIONS					O. FUMB			ST			MISC			SCORE			
			TK	S	A	SK	YDS	TFL	YDS	QBH	NO	YDS	LG	TD	PD	FF	FR	TD	YDS	TK	S	A	FF		FR	S	A
09/10	at Falcons	P	0	0	0	0.0	0.0	0	0	0	0	0	0	0	0	0	0	0	0	0	0	0	0	0	0	L	10-24
09/18	Saints	P	0	0	0	0.0	0.0	0	0	0	0	0	0	0	0	0	0	0	0	0	0	0	0	0	0	L	17-20
09/24	at Seahawks	P	0	0	0	0.0	0.0	0	0	0	0	0	0	0	0	0	0	0	0	0	0	0	0	0	0	L	27-37
10/01	Vikings	P	0	0	0	0.0	0.0	0	0	0	0	0	0	0	0	0	0	0	0	0	0	0	0	0	0	L	13-21
10/08	at Lions	P	1	0	1	0.0	0.0	0	0	0	0	0	0	0	0	0	0	0	0	0	0	0	0	0	0	L	24-42
10/15	at Dolphins	P	2	0	2	0.0	0.0	0	0	0	0	0	0	0	0	0	0	0	0	0	0	0	0	0	0	L	21-42
10/29	Texans	P	3	2	1	0.0	0.0	0	0	0	0	0	0	0	0	0	0	0	0	0	0	0	0	0	0	W	15-13
11/05	Colts	P	3	1	2	0.0	0.0	0	0	0	0	0	0	0	0	0	0	0	0	0	0	0	0	0	0	L	13-27
11/09	at Bears	P	1	0	1	0.0	0.0	0	0	0	0	0	0	0	0	0	0	0	0	0	0	0	0	0	0	L	13-16
11/19	Cowboys	P	0	0	0	0.0	0.0	0	0	0	0	0	0	0	0	0	0	0	0	0	0	0	0	0	0	L	10-33
11/26	at Titans	P	1	1	0	0.0	0.0	0	0	0	0	0	0	0	0	0	0	0	0	0	0	0	0	0	0	L	10-17
12/03	at Buccaneers	P	1	0	1	0.0	0.0	0	0	0	0	0	0	0	0	0	0	0	0	0	0	0	0	0	0	L	18-21
12/10	at Saints	S	2	1	1	0.0	0.0	0	0	0	0	0	0	0	0	0	0	0	0	0	0	0	0	0	0	L	6-28
12/17	Falcons	P	1	0	1	0.0	0.0	0	0	0	0	0	0	0	0	0	0	0	0	0	0	0	0	0	0	W	9-7
12/24	Packers	P	1	0	1	0.0	0.0	0	0	0	0	0	0	0	0	0	0	0	0	0	0	0	0	0	0	L	30-33
12/31	at Jaguars	P	0	0	0	0.0	0.0	0	0	0	0	0	0	0	0	0	0	0	0	0	0	0	0	0	0	L	0-26
01/07	Buccaneers	P	3	2	1	0.0	0.0	0	0	0	0	0	0	0	0	0	0	0	0	0	0	0	0	0	0	L	0-9
2023 TOTALS		17-1	19	7	12	0.0	0.0	0	0	0	0	0	0	0	0	0	0	0	0	0	0	0	0	0	0	2-15	



HUNTER RENFROW

WIDE RECEIVER

13

Hometown: Myrtle Beach, S.C.

College: Clemson

Acquired: FA-25

Awards:



HT 5'10"

WT 185

AGE 29

1

6

PANTHERS PRO CAREER

PRO CAREER

- In 73 career games (23 starts), has recorded 269 receptions for 2,884 yards and 17 touchdowns...Added 70 punt returns for 680 yards (9.7 avg.).
- Appeared in one playoff game, with Las Vegas (2021), and caught eight passes for 58 yards.
- Selected to the 2021 Pro Bowl after recording single-season bests with 103 catches, 1,103 yards, and nine touchdowns, ranking second-most by a Raiders wide receiver.
- As a rookie, became just the eighth player since 2000 drafted in the fifth round or later to record at least 600 receiving yards and four touchdown receptions at the time.
- In 2020, his 11.5 yards per punt return ranked second in the NFL among all qualifying players...Became just the sixth player in Raiders history to record 500 receiving yards in each of first two seasons.

YEAR-BY-YEAR

- **2023:** Appeared in 17 games (three starts) for Las Vegas...Reeled in 25 receptions for 255 yards...Recorded a season-high five receptions and tallied 42 receiving yards at Miami (11/19)...Caught three receptions for a season-high 46 yards against Minnesota (12/10).
- **2022:** Appeared in 10 games (one start) for Las Vegas...Finished with 36 receptions for 330 yards, and two touchdowns...Returned 11 punts for 74 yards...Finished with a season-high seven receptions for 59 yards before exiting the game with a concussion against Arizona (9/18)...Reeled in first touchdown of the season at Pittsburgh (12/24), and finished with four receptions for 42 yards while returning one punt for 13 yards...Recorded a season-high 63 yards on seven receptions and second touchdown of the season against Kansas City (1/7).
- **2021:** Selected to the Pro Bowl...Appeared in 17 games (nine starts) for Las Vegas...Recorded career highs with 103 receptions for 1,038 yards, and nine touchdowns...Totaled 31 punt returns for 303 yards, and ranked fourth in the NFL with 9.8 average...Reeled in five receptions for 77 yards, and a touchdown against Miami (9/26)...Led the team with six receptions for 45 yards, with one touchdown in at the Los Angeles Chargers (10/4)...Had seven receptions for 49 yards, with one touchdown at New York Giants (11/7)...Posted seven receptions and finished with 46 yards and a touchdown against Kansas City (11/14)...Registered eight receptions and a single-game high 134 receiving yards at Dallas (11/25)...Finished with a career-high 13 receptions for 117 yards and a touchdown at Kansas City (12/12)...Finished with three receptions for 40 yards and a touchdown against Denver (12/26)...Eclipsed 1,000 yards on the season after seven receptions for 76 yards and a touchdown at Indianapolis (1/2)...Recorded four receptions, surpassing 100 catches on the season, including two touchdowns against the Los Angeles Chargers (1/9)...Made postseason debut at Cincinnati, and caught five passes for 58 yards.
- **2020:** Appeared in all 16 games (six starts) for Las Vegas...Totaled 56 receptions for 656 yards, adding two touchdowns...Returned 23 punts for 265 yards (11.5 avg.)...Career-high average of 11.5 yards per punt return ranked second in the NFL among all qualifying players...Led all receivers with 84 yards on six receptions, and recorded a touchdown at New England (9/27)...Finished with four receptions for 26 yards and a touchdown at Cleveland (11/1).
- **2019:** Appeared in 13 games (four starts) in rookie campaign with Oakland...Recorded 49 receptions for 606 yards with four touchdowns...At the time, became just the eighth player since 2000 drafted in the fifth round or later to record at least 600 receiving yards and four touchdown receptions as a rookie...Ranked second among all rookie receivers with 16 first-down receptions on three down...Ranked seventh among all rookies with 49 receptions...Made NFL debut against Denver (9/9), recording two receptions for 13 yards...Recorded first career touchdown on a career-long 65-yard reception at Houston (10/27)...Scored the game-winning touchdown with 2:04 remaining against Detroit (11/3)...Finished with 107 yards - first 100-yard effort - on seven receptions with a touchdown at the Los Angeles Chargers (12/22)...Recorded second 100-yard game a week later with 102 yards and a touchdown on six receptions at Denver (12/29).

PANTHERS

TRANSACTIONS

- Selected by the Oakland Raiders in the fifth round (149th overall) of the 2019 NFL Draft (4/27/19)...Re-signed with the Las Vegas Raiders (6/10/22)...Released by the Las Vegas Raiders (3/13/24)...Signed with the Carolina Panthers (4/27/25)...Waived by the Carolina Panthers (8/2/25)...Signed with the Carolina Panthers (8/30/25).

PANTHERS

COLLEGE

- Four-year starter who appeared in 55 games during his career at Clemson (2015-18)...A two-time third-team All-ACC selection, Burlsworth Trophy winner, Bobby Bowden Award winner and a permanent team captain...His 47 starts were the most by a receiver in school history...Left Clemson ranked fifth in receptions (186) and 11th in receiving yards (2,133)...In 2018, started in all 15 contests...Won the Burlsworth Trophy, given to college football's most outstanding player who began career as a walk-on...Earned third-team All-ACC honors...Tallied 49 receptions for 544 yards with one touchdown...In 2017, started 13 games, posting 60 receptions for 602 yards with three touchdowns...Earned his first All-ACC Third Team selection...Ranked 10th in the ACC in receptions (60) and ninth in receptions per game (4.3)...In 2016, shared the Hustle Award on offense with T Mitch Hyatt...Appeared in 11 games, missing four games due to injury...Compiled 44 receptions for 495 yards and six touchdowns...In 2015, saw his first action with the Tigers, starting in 10 contests...Finished fifth on the team with 33 receptions for 492 yards and five touchdowns...His 14.9 yards per reception was third-best on the team...Shared Co-Offensive Player of the Game honors with Deshaun Watson after grabbing seven passes for 88 yards, including two touchdowns in the National Championship against Alabama...Redshirted as a freshman in 2014.

- Hunter attended Socastee High School in Myrtle Beach, S.C. and was a dual-threat quarterback. He was ranked as a two-star recruit by Rivals.com.
- Hunter also played baseball and was rated as the No. 6 outfielder in South Carolina by Diamond Prospects.
- His father, Tim, played defensive back at Wofford, and his brother, Cole, played tight end for Clemson in 2017.

HUNTER RENFROW'S NFL REGULAR SEASON RUSHING/RECEIVING STATISTICS

DATE	TEAM	GP	GS	RECEIVING					TD	RUSHING				
				NO.	YDS.	AVG.	LG			NO.	YDS.	AVG.	LG	TD
2019	Raiders	13	4	49	605	12.3	65t	4		0	0	0.0	0	0
2020	Raiders	16	6	56	656	11.7	53	2		0	0	0.0	0	0
2021	Raiders	17	9	103	1,038	10.1	54	9		3	3	1.0	5	0
2022	Raiders	10	1	36	330	9.2	27	2		0	0	0.0	0	0
2023	Raiders	17	3	25	255	10.2	38	0		0	0	0.0	0	0
NFL TOTALS		73	23	269	2,884	10.7	65T	17		3	3	1.0	5	0

HUNTER RENFROW'S NFL POSTSEASON RUSHING/RECEIVING STATISTICS

DATE	TEAM	GP	GS	RECEIVING					TD	RUSHING				
				NO.	YDS.	AVG.	LG			NO.	YDS.	AVG.	LG	TD
2021	Raiders	1	0	8	58	7.3	16	0		0	0	0.0	0	0
NFL TOTALS		1	0	8	58	7.3	16	0		0	0	0.0	0	0

HUNTER RENFROW'S NFL REGULAR SEASON RETURN STATISTICS

DATE	TEAM	KICKOFF RETURNS					PUNT RETURNS							
		RET.	YDS.	AVG.	LG	TD	NO.	FC	YDS.	AVG.	LG	TD		
2019	Raiders	0	0	0.0	0	0	5	4	38	7.6	13	0		
2020	Raiders	0	0	0.0	0	0	23	10	265	11.5	32	0		
2021	Raiders	0	0	0.0	0	0	31	20	303	9.8	41	0		
2022	Raiders	0	0	0.0	0	0	11	4	74	6.7	17	0		
2023	Raiders	0	0	0.0	0	0	0	0	0	0.0	0	0		
NFL TOTALS		0	0	0.0	0	0	70	38	680	9.7	41	0		

HUNTER RENFROW'S NFL POSTSEASON RETURN STATISTICS

		KICKOFF RETURNS						PUNT RETURNS					
DATE	TEAM	RET.	YDS.	AVG.	LG	TD	NO.	FC	YDS.	AVG.	LG	TD	
2021	Raiders	0	0	0.0	0	0	1	0	0	0.0	0	0	
NFL TOTALS		0	0	0.0	0	0	1	0	0	0.0	0	0	

SINGLE-GAME HIGHS: RUSHING/RECEIVING

- Rush Attempts** 1 vs. Los Angeles Chargers, Jan 09, 2022
...1 more at 1.
- Rushing Yards** 5 vs. Cincinnati Bengals, Nov 21, 2021
- Longest Runs** 5 vs. Cincinnati Bengals, Nov 21, 2021
- Receptions** 13 at Kansas City Chiefs, Dec 12, 2021
- Receiving Yards** 134 at Dallas Cowboys, Nov 25, 2021
- Receiving Average** 22.0 at Houston Texans, Oct 27, 2019
- Longest Receptions** 65t at Houston Texans, Oct 27, 2019
- Receiving TDs** 2 vs. Los Angeles Chargers, Jan 09, 2022
- All-Purpose Yards** 170 at Dallas Cowboys, Nov 25, 2021

SINGLE-GAME HIGHS - POSTSEASON: RUSHING/RECEIVING

- Receptions** 8 at Cincinnati Bengals, Jan 15, 2022
- Receiving Yards** 58 at Cincinnati Bengals, Jan 15, 2022
- Receiving Average** 7.3 at Cincinnati Bengals, Jan 15, 2022
- Longest Receptions** 16 at Cincinnati Bengals, Jan 15, 2022
9 at Cincinnati Bengals, Jan 15, 2022
7 at Cincinnati Bengals, Jan 15, 2022
7 at Cincinnati Bengals, Jan 15, 2022
6 at Cincinnati Bengals, Jan 15, 2022

- Fair Catches** 4 at Dallas Cowboys, Nov 25, 2021
...1 more at 4.
- Punt Return Yards** 64 at Indianapolis Colts, Jan 02, 2022
- Longest Punt Return** 41 at Indianapolis Colts, Jan 02, 2022
- Punt Returns** 5 vs. Miami Dolphins, Dec 26, 2020
- Punt Return Average** 21.3 at Indianapolis Colts, Jan 02, 2022
- Most TDs** 2 vs. Los Angeles Chargers, Jan 09, 2022
- Miscellaneous Tackles** 2 at Pittsburgh Steelers, Dec 24, 2022
- Scrimmage Yards** 136 at Dallas Cowboys, Nov 25, 2021

- All-Purpose Yards** 58 at Cincinnati Bengals, Jan 15, 2022
- Punt Returns** 1 at Cincinnati Bengals, Jan 15, 2022
- Scrimmage Yards** 58 at Cincinnati Bengals, Jan 15, 2022

100-YARD RECEIVING GAMES (5): REGULAR SEASON

DATE	TEAM	NO.	YDS.	AVG.	LG	TD
12/22/19	at Chargers	7	107	15.3	56t	1
12/29/19	at Broncos	6	102	17.0	39	1
11/25/21	at Cowboys	8	134	16.8	54	0
12/05/21	COMMANDERS	9	102	11.3	28	0
12/12/21	at Chiefs	13	117	9.0	19	1



DEMANI

RICHARDSON

36

SAFETY

Hometown: Waxahachie, Texas

College: Texas A&M

Acquired: UDFA-24

HT6'1"

WT215

AGE24

2

2

PANTHERS

CAREER HIGHLIGHTS

PRO CAREER

➤

Appeared in 14 games with five starts...Has 50 tackles (27 solo) with one interception, two passes defended and a tackle for loss...Added one special teams tackle.

➤

In Week 16 of 2024 against Arizona, became the seventh safety in Panthers history to record an interception in their rookie season.

YEAR-BY-YEAR

➤

2024: After spending the first three weeks on the Panthers' practice squad, appeared in 14 games (five starts) for the Panthers as an undrafted rookie...Had 50 tackles (27 solo) - the second most tackles by an undrafted rookie in 2024...Had three games 10+ tackles, good for top 10 among all defensive backs and tied for first among all rookies...Added one interception, two passes defended, and a tackle for loss...Made NFL debut at Las Vegas (9/22), and first career start against Denver (10/27), totaling a team-high 11 tackles (seven solo)...Also led Panthers in tackles with 12 against New Orleans (11/3), and with 10 at Atlanta (1/5)...Picked off Tyler Murray in the fourth quarter against Arizona (12/22), the first of career...Became the seventh safety in Panthers history to record an interception in their rookie season.

PANTHERS

TRANSACTIONS

➤

Signed by the Carolina Panthers as an undrafted free agent (5/10/24)...Waived by the Carolina Panthers (8/27/24)...Signed to the Carolina Panthers practice squad (8/29/24)...Signed to the Carolina Panthers active roster (9/24/24).

PANTHERS

COLLEGE

➤

Spent five seasons at Texas A&M (2019-23), appearing in 56 games (55 starts)...In his career, tallied 304 tackles, 18 passes defended, 17 tackles for loss, four interceptions, four forced fumbles and one fumble recovery...Started 12 games in 2023, tallying 59 tackles, three passes defended, three tackles for loss, one forced fumble and 1.0 sack...In 2022, started 12 games, totaling 73 tackles, six passes defended, 2.5 tackles for loss, one interception, one forced fumble and one fumble recovery...In 2021, started 12 games, compiling 65 tackles, 6.5 tackles for loss, four passes defended, one interception and one forced fumble...Started eight games in 2020, tallying 36 tackles, 2.5 tackles for loss, two passes defended and one interception...In 2019, played in 12 games (11 starts), tallying 71 tackles, three passes defended, 2.5 tackles for loss, one interception, one forced fumble and half a sack...A native of Waxahachie, Conn....Attended Waxahachie High School.

Demani Richardson's NFL Regular Season Defensive Statistics																											
Date	Team	GP	GS	Tackles								Interceptions						O. Fumb				ST				Misc	
				TK	S	A	TFL	YDS	SK	YDS	QBH	NO	YDS	LG	TD	PD	FF	FR	TD	YDS	TK	S	A	FF	FR	S	A
2024	Panthers	14	5	50	27	23	1	2	0.0	0.0	0	1	3	3	0	2	0	0	0	0	1	1	0	0	0	0	0
NFL Totals		14	5	50	27	23	1	2	0.0	0.0	0	1	3	3	0	2	0	0	0	0	1	1	0	0	0	0	0

SINGLE-GAME HIGHS: DEFENSIVE

Total Tackles

12 vs. New Orleans Saints, Nov 03, 2024

Solo Tackles

8 vs. New Orleans Saints, Nov 03, 2024

Passes Defensed

1 vs. Arizona Cardinals, Dec 22, 2024

...

1 more at 1.

Tackles For Loss


1 at Atlanta Falcons, Jan 05, 2025

Interceptions

1 vs. Arizona Cardinals, Dec 22, 2024

2024 GAME-BY-GAME REGULAR-SEASON STATISTICS (PANTHERS)

TACKLES																	INTERCEPTIONS					O. FUMB			ST			MISC			
DATE	OPPONENT	P/S	TK	S	A	SK	YDS	TFL	YDS	QBH	NO	YDS	LG	TD	PD	FF	FR	TD	YDS	TK	S	A	FF	FR	S	A	W/L	SCORE			
09/08	at Saints		PRACTICE SQUAD																								L	10-47			
09/15	Chargers		PRACTICE SQUAD																								L	3-26			
09/22	at Raiders		PRACTICE SQUAD																								W	36-22			
09/29	Bengals	P	0	0	0	0.0	0.0	0	0	0	0	0	0	0	0	0	0	0	0	1	1	0	0	0	0	0	L	24-34			
10/06	at Bears	P	0	0	0	0.0	0.0	0	0	0	0	0	0	0	0	0	0	0	0	0	0	0	0	0	0	0	L	10-36			
10/13	Falcons	P	0	0	0	0.0	0.0	0	0	0	0	0	0	0	0	0	0	0	0	0	0	0	0	0	0	0	L	20-38			
10/20	at Commanders	P	0	0	0	0.0	0.0	0	0	0	0	0	0	0	0	0	0	0	0	0	0	0	0	0	0	0	L	7-40			
10/27	at Broncos	S	11	7	4	0.0	0.0	0	0	0	0	0	0	0	0	0	0	0	0	0	0	0	0	0	0	0	L	14-28			
11/03	Saints	S	12	8	4	0.0	0.0	0	0	0	0	0	0	0	1	0	0	0	0	0	0	0	0	0	0	0	W	23-22			
11/10	Giants	P	0	0	0	0.0	0.0	0	0	0	0	0	0	0	0	0	0	0	0	0	0	0	0	0	0	0	W	20-17+			
11/24	Chiefs	P	0	0	0	0.0	0.0	0	0	0	0	0	0	0	0	0	0	0	0	0	0	0	0	0	0	0	L	27-30			
12/01	Buccaneers	P	0	0	0	0.0	0.0	0	0	0	0	0	0	0	0	0	0	0	0	0	0	0	0	0	0	0	L	23-26+			
12/08	at Eagles	P	1	1	0	0.0	0.0	0	0	0	0	0	0	0	0	0	0	0	0	0	0	0	0	0	0	0	L	16-22			
12/15	Cowboys	P	1	0	1	0.0	0.0	0	0	0	0	0	0	0	0	0	0	0	0	0	0	0	0	0	0	0	L	14-30			
12/22	Cardinals	S	6	3	3	0.0	0.0	0	0	0	1	3	3	0	1	0	0	0	0	0	0	0	0	0	0	0	W	36-30+			
12/29	at Buccaneers	S	9	3	6	0.0	0.0	0	0	0	0	0	0	0	0	0	0	0	0	0	0	0	0	0	0	0	L	14-48			
01/05	at Falcons	S	10	5	5	0.0	0.0	1	2	0	0	0	0	0	0	0	0	0	0	0	0	0	0	0	0	0	W	44-38+			
2024 TOTALS		14-5	50	27	23	0.0	0.0	1	2	0	1	3	3	0	2	0	0	0	0	1	1	0	0	0	0	0	0	5-12			
+ - Overtime																															



A'SHAWN

ROBINSON

DEFENSIVE END

94

Hometown: Fort Worth, Texas

College: Alabama

Acquired: FA-24

HT6'4"

WT330

AGE30

2

10

PANTHERS

CAREER HIGHLIGHTS

PRO CAREER

- Played in 126 games with 90 starts for the Lions, Rams, Giants and Panthers...Recorded 435 tackles (258 solo) with 12.5 sacks, 34 tackles for loss, 29 quarterback hits, 20 passes defended, six forced fumbles, three fumble recoveries, and one interception return for a two-yard touchdown.
- Has appeared in seven playoff games (five starts), with Detroit (2016) and the Los Angeles Rams (2020-21), including Super Bowl LVI...Has notched 35 tackles (18 solo) with 1.0 sack, one tackle for loss, one quarterback hit and a forced fumble.
- Ranks tied for seventh in solo tackles among defensive linemen since entering the NFL in 2016 and eighth in total tackles.
- In 2024, set career-highs in total tackles (80), solo tackles (43), sacks (5.5), sack yards (45.5), quarterback hits (eight) and tackles for loss (eight)...Led all defensive linemen in the NFL in total and solo tackles...Had two games with multiple sacks (Week 8, 14) for first time in career.

YEAR-BY-YEAR

- 2024: Started all 16 games played with the Panthers...Set career-highs in total tackles (80), solo tackles (43), sacks (5.5), sack yards (45.5), quarterback hits (eight) and tackles for loss (eight)...Led all defensive linemen in the NFL in total and solo tackles...Had two games with multiple sacks for first time in career...Notched five tackles (four solo), 2.0 sacks, two quarterback hits and two tackles for loss at Denver (10/27), the first multi-sack game of career...Logged seven tackles (five solo), two tackles for loss, one quarterback hit and a forced fumble against the New York Giants (11/10), while eclipsing 700 career tackles in the fourth quarter...Registered five tackles (two solo), 1.5 sacks, two quarterback hits, and one tackle for loss at Philadelphia (12/8), the fourth consecutive game with a tackle for loss, and the longest streak of career.
- 2023: Played in all 17 games (13 starts) with the New York Giants...Recorded 62 tackles, six tackles for loss, two passes defended, and one quarterback hit...62 tackles tied for seventh in the league among defensive tackles and were the second-most in career...Tied a career-high with eight tackles, while registering one quarterback hit, one tackle for loss, and a pass defended against Green Bay (12/11).
- 2022: Started all 10 games played for the Los Angeles Rams, missing the rest of season after being placed on injured reserve (11/26) due to a leg injury...Tallied 42 tackles, two tackles for loss, and three quarterback hits...Notched a season-high seven tackles in a game twice, against Dallas (10/9) and at Tampa Bay (11/6).
- 2021: Played in all 17 games (14 starts) for the Los Angeles Rams...Recorded 67 tackles and 2.0 sacks...Started all four postseason games during the Super Bowl run, with 22 tackles and a sack...Recorded six tackles and a sack of Joe Burrow in Super Bowl LVI.
- 2020: Appeared in eight games for the Los Angeles Rams...Finished with 12 tackles and one quarterback hit...In two playoff games, logged six tackles and one forced fumble.
- 2019: Saw action in 13 games (nine starts) for Detroit...Compiled 40 tackles, 1.5 sacks, three tackles for loss, two quarterback hits, three passes defended, one forced fumble and two fumble recoveries.
- 2018: Played in 13 games (seven starts) for Detroit Lions...Recorded 49 tackles, three tackles for loss, four quarterback hits, one forced fumble, one fumble recovery, one pass defended and a sack.
- 2017: Started all 16 games for Detroit...Posted 53 tackles, 0.5 sack, six quarterback hits, four tackles for loss, six passes defended, one forced fumble and only career interception, which was returned for a two-yard touchdown at New Orleans (10/15).
- 2016: During rookie season, played in 16 games (four starts) for Detroit...Tallied 30 tackles, a single-season high seven passes defended, and six tackles for loss...In postseason debut at Seattle (1/7/17), collected seven tackles.

PANTHERS

TRANSACTIONS

- Selected by the Detroit Lions in the second round (46th overall) of the 2016 NFL Draft (4/29/16)...Signed with the Los Angeles Rams (3/18/20)...Signed with the New York Giants (4/24/23)...Signed with the Carolina Panthers (3/13/24).

PANTHERS

COLLEGE

- Played in all 42 games with 29 starts for Alabama from 2013-15...Twice played in the College Football Playoffs and won the CFP Championship vs. Clemson in 2015...A two-time SEC Champion (2014-15), career totals included 133 tackles (51 solo), 9.0 sacks, one forced fumble and 5 passes defended...A Consensus All-American in 2015, finishing the year 46 total tackles, including 7.5 tackles for loss and 3.5 sacks...As a sophomore in 2014, tallied 49 total tackles, including 6.5 tackles for loss...Earned SEC All-Freshman Team and Sporting News Freshman All-American Team after posting 38 total tackles, including a career-high eight tackles for loss and 5.5 sacks.

A'SHAWN ROBINSON'S NFL REGULAR SEASON DEFENSIVE STATISTICS

		TACKLES										INTERCEPTIONS					O. FUMB				ST			MISC			
DATE	TEAM	GP	GS	TK	S	A	TFL	YDS	SK	YDS	QBH	NO	YDS	LG	TD	PD	FF	FR	TD	YDS	TK	S	A	FF	FR	S	A
2016	Lions	16	5	30	22	8	6	16	2.0	5.0	2	0	0	0	0	7	0	0	0	0	0	0	0	0	0	0	0
2017	Lions	16	16	53	32	21	4	7	0.5	4.5	6	1	2	2t	1	6	1	0	0	0	0	0	0	0	0	0	0
2018	Lions	13	7	49	34	15	3	11	1.0	8.0	4	0	0	0	0	0	1	1	0	0	0	0	0	0	0	0	0
2019	Lions	13	9	40	32	8	3	4	1.5	6.0	2	0	0	0	0	3	1	2	0	3	0	0	0	0	0	0	0
2020	Rams	8	0	12	6	6	0	0	0.0	0.0	1	0	0	0	0	1	0	0	0	0	0	0	0	0	0	0	0
2021	Rams	17	14	67	33	34	2	12	2.0	25.0	2	0	0	0	0	0	2	0	0	0	0	0	0	0	0	0	0
2022	Rams	10	10	42	22	20	2	0	0.0	0.0	3	0	0	0	0	0	0	0	0	0	0	0	0	0	0	0	0
2023	Giants	17	13	62	34	28	6	4	0.0	0.0	1	0	0	0	0	2	0	0	0	0	0	0	0	0	0	0	0
2024	Panthers	16	16	80	43	37	8	45	5.5	45.5	8	0	0	0	0	1	1	0	0	0	0	0	0	0	0	0	0
NFL TOTALS		126	90	435	258	177	34	99	12.5	94.0	29	1	2	2T	1	20	6	3	0	3	0	0	0	0	0	0	0

A'SHAWN ROBINSON'S NFL POSTSEASON DEFENSIVE STATISTICS

DATE	TEAM	GP	GS	TACKLES								INTERCEPTIONS				O. FUMB			ST			MISC			
				TK	S	A	TFL	YDS	SK	YDS	QBH	NO	YDS	LG	TD	PD	FF	FR	TD	YDS	TK	S	A	FF	FR
2016	Lions	1	1	7	2	5	0	0	0.0	0.0	0	0	0	0	0	0	0	0	0	0	0	0	0	0	0
2020	Rams	2	0	6	4	2	0	0	0.0	0.0	0	0	0	0	0	1	0	0	0	0	0	0	0	0	0
2021	Rams	4	4	22	12	10	1	2	1.0	2.0	1	0	0	0	0	0	0	0	0	0	0	0	0	0	0
NFL TOTALS		7	5	35	18	17	1	2	1.0	2.0	1	0	0	0	0	1	0	0	0	0	0	0	0	0	0

SINGLE-GAME HIGHS: DEFENSIVE

Total Tackles 9 at New Orleans Saints, Sep 08, 2024
Solo Tackles 7 at Seattle Seahawks, Jan 07, 2023
Sacks 2.0 at Denver Broncos, Oct 27, 2024
Passes Defensed 2 at New Orleans Saints, Oct 15, 2017
Forced Fumbles 1 vs. New York Giants, Nov 10, 2024
...5 more at 1.

Fumble Recoveries 1 vs. Kansas City Chiefs, Sep 29, 2019
...2 more at 1.
Tackles For Loss 2 vs. New York Giants, Nov 10, 2024
...2 more at 2.
Interceptions 1 at New Orleans Saints, Oct 15, 2017
Interception Return Yards 2 at New Orleans Saints, Oct 15, 2017
Longest Opp Fumble Return 3 vs. Kansas City Chiefs, Sep 29, 2019

SINGLE-GAME HIGHS - POSTSEASON: DEFENSIVE

Total Tackles 7 vs. Arizona Cardinals, Jan 17, 2022
7 at Seattle Seahawks, Jan 07, 2017
6 at Cincinnati Bengals, Feb 13, 2022
6 vs. San Francisco 49ers, Jan 30, 2022
4 at Seattle Seahawks, Jan 09, 2021
Solo Tackles 5 at Cincinnati Bengals, Feb 13, 2022
3 vs. San Francisco 49ers, Jan 30, 2022
3 vs. Arizona Cardinals, Jan 17, 2022
3 at Seattle Seahawks, Jan 09, 2021
Sacks 2 at Seattle Seahawks, Jan 07, 2017
1.0 at Cincinnati Bengals, Feb 13, 2022

Forced Fumbles 1 at Green Bay Packers, Jan 16, 2021
Tackles For Loss 1 at Cincinnati Bengals, Feb 13, 2022

2024 GAME-BY-GAME REGULAR-SEASON STATISTICS (PANTHERS)

TACKLES											INTERCEPTIONS				O. FUMB			ST			MISC									
DATE	OPPONENT	P/S	TK	S	A	SK	YDS	TFL	YDS	QBH	NO	YDS	LG	TD	PD	FF	FR	TD	YDS	TK	S	A	FF	FR	S	A	W/L	SCORE		
09/08	at Saints		9	5	4	0.0	0.0	0	0	0	0	0	0	0	0	0	0	0	0	0	0	0	0	0	0	0	L	10-47		
09/15	Chargers	S	6	6	0	0.0	0.0	0	0	0	0	0	0	0	0	0	0	0	0	0	0	0	0	0	0	0	L	3-26		
09/22	at Raiders	S	3	0	3	0.0	0.0	0	0	0	0	0	0	0	0	0	0	0	0	0	0	0	0	0	0	0	W	36-22		
09/29	Bengals	S	1	0	1	0.0	0.0	0	0	0	0	0	0	0	1	0	0	0	0	0	0	0	0	0	0	0	L	24-34		
10/06	at Bears	S	4	3	1	0.0	0.0	0	0	0	0	0	0	0	0	0	0	0	0	0	0	0	0	0	0	0	L	10-36		
10/13	Falcons	S	4	0	4	0.0	0.0	0	0	0	1	0	0	0	0	0	0	0	0	0	0	0	0	0	0	0	L	20-38		
10/20	at Commanders		ON INACTIVE LIST																								L			7-40
10/27	at Broncos	S	5	4	1	2.0	17.0	2	17	2	0	0	0	0	0	0	0	0	0	0	0	0	0	0	0	0	L	14-28		
11/03	Saints	S	6	4	2	0.0	0.0	0	0	1	0	0	0	0	0	0	0	0	0	0	0	0	0	0	0	0	W	23-22		
11/10	Giants	S	7	5	2	1.0	7.0	2	9	1	0	0	0	0	0	1	0	0	0	0	0	0	0	0	0	0	W	20-17+		
11/24	Chiefs	S	8	5	3	0.0	0.0	1	1	0	0	0	0	0	0	0	0	0	0	0	0	0	0	0	0	0	L	27-30		
12/01	Buccaneers	S	6	5	1	0.0	0.0	1	1	0	0	0	0	0	0	0	0	0	0	0	0	0	0	0	0	0	L	23-26+		
12/08	at Eagles	S	5	2	3	1.5	12.5	1	8	2	0	0	0	0	0	0	0	0	0	0	0	0	0	0	0	0	L	16-22		
12/15	Cowboys	S	2	0	2	0.0	0.0	0	0	0	0	0	0	0	0	0	0	0	0	0	0	0	0	0	0	0	L	14-30		
12/22	Cardinals	S	7	3	4	1.0	9.0	1	9	1	0	0	0	0	0	0	0	0	0	0	0	0	0	0	0	0	W	36-30+		
12/29	at Buccaneers	S	2	0	2	0.0	0.0	0	0	0	0	0	0	0	0	0	0	0	0	0	0	0	0	0	0	0	L	14-48		
01/05	at Falcons	S	5	1	4	0.0	0.0	0	0	0	0	0	0	0	0	0	0	0	0	0	0	0	0	0	0	0	W	44-38+		
2024 TOTALS			16-16	80	43	37	5.5	45.5	8	45	8	0	0	0	0	1	1	0	0	0	0	0	0	0	0	0	5-12			
+ - Overtime																														

2023 GAME-BY-GAME REGULAR-SEASON STATISTICS (GIANTS)

		TACKLES									INTERCEPTIONS				O. FUMB			ST			MISC							
DATE	OPPONENT	P/S	TK	S	A	SK	YDS	TFL	YDS	QBH	NO	YDS	LG	TD	PD	FF	FR	TD	YDS	TK	S	A	FF	FR	S	A	W/L	SCORE
09/10	Cowboys	P	3	1	2	0.0	0.0	0	1	0	0	0	0	0	0	0	0	0	0	0	0	0	0	0	0	0	L	0-40
09/17	at Cardinals	S	3	1	2	0.0	0.0	1	1	0	0	0	0	0	0	0	0	0	0	0	0	0	0	0	0	0	W	31-28
09/21	at 49ers	S	5	3	2	0.0	0.0	0	0	0	0	0	0	0	0	0	0	0	0	0	0	0	0	0	0	0	L	12-30
10/02	Seahawks	S	1	0	1	0.0	0.0	0	0	0	0	0	0	0	0	0	0	0	0	0	0	0	0	0	0	0	L	3-24
10/08	at Dolphins	P	0	0	0	0.0	0.0	0	0	0	0	0	0	0	0	0	0	0	0	0	0	0	0	0	0	0	L	16-31
10/15	at Bills	P	1	1	0	0.0	0.0	0	0	0	0	0	0	0	0	0	0	0	0	0	0	0	0	0	0	0	L	9-14
10/22	Commanders	P	3	2	1	0.0	0.0	0	0	0	0	0	0	0	0	0	0	0	0	0	0	0	0	0	0	0	W	14-7
10/29	Jets	S	2	1	1	0.0	0.0	1	0	0	0	0	0	0	0	0	0	0	0	0	0	0	0	0	0	0	L	10-13+
11/05	at Raiders	S	6	1	5	0.0	0.0	0	0	0	0	0	0	0	0	0	0	0	0	0	0	0	0	0	0	0	L	6-30
11/12	at Cowboys	S	3	1	2	0.0	0.0	1	2	0	0	0	0	0	0	0	0	0	0	0	0	0	0	0	0	0	L	17-49
11/19	at Commanders	S	4	2	2	0.0	0.0	0	0	0	0	0	0	0	0	0	0	0	0	0	0	0	0	0	0	0	W	31-19
11/26	Patriots	S	5	4	1	0.0	0.0	0	0	0	0	0	0	0	0	0	0	0	0	0	0	0	0	0	0	0	W	10-7
12/11	Packers	S	8	4	4	0.0	0.0	1	0	1	0	0	0	0	1	0	0	0	0	0	0	0	0	0	0	0	W	24-22
12/17	at Saints	S	8	7	1	0.0	0.0	0	0	0	0	0	0	0	0	0	0	0	0	0	0	0	0	0	0	0	L	6-24
12/25	at Eagles	S	3	2	1	0.0	0.0	1	1	0	0	0	0	0	1	0	0	0	0	0	0	0	0	0	0	0	L	25-33
12/31	Rams	S	5	2	3	0.0	0.0	0	0	0	0	0	0	0	0	0	0	0	0	0	0	0	0	0	0	0	L	25-26
01/07	Eagles	S	2	2	0	0.0	0.0	1	0	0	0	0	0	0	0	0	0	0	0	0	0	0	0	0	0	0	W	27-10
2023 TOTALS		17-13	62	34	28	0.0	0.0	6	4	1	0	0	0	0	2	0	0	0	0	0	0	0	0	0	0	0	6-11	
+ - Overtime																												

2022 GAME-BY-GAME REGULAR-SEASON STATISTICS (RAMS)

TACKLES										INTERCEPTIONS				O. FUMB			ST			MISC									
DATE	OPPONENT	P/S	TK	S	A	SK	YDS	TFL	YDS	QBH	NO	YDS	LG	TD	PD	FF	FR	TD	YDS	TK	S	A	FF	FR	S	A	W/L	SCORE	
09/08	Bills	S	5	2	3	0.0	0.0	0	0	0	0	0	0	0	0	0	0	0	0	0	0	0	0	0	0	0	L	10-31	
09/18	Falcons	S	4	2	2	0.0	0.0	0	0	0	0	0	0	0	0	0	0	0	0	0	0	0	0	0	0	0	W	31-27	
09/25	at Cardinals	S	3	3	0	0.0	0.0	0	0	0	0	0	0	0	0	0	0	0	0	0	0	0	0	0	0	0	W	20-12	
10/03	at 49ers	S	2	1	1	0.0	0.0	0	0	0	0	0	0	0	0	0	0	0	0	0	0	0	0	0	0	0	L	9-24	
10/09	Cowboys	S	7	4	3	0.0	0.0	0	0	1	0	0	0	0	0	0	0	0	0	0	0	0	0	0	0	0	L	10-22	
10/16	Panthers	S	6	3	3	0.0	0.0	0	0	0	0	0	0	0	0	0	0	0	0	0	0	0	0	0	0	0	W	24-10	
10/30	49ers	S	3	2	1	0.0	0.0	1	0	0	0	0	0	0	0	0	0	0	0	0	0	0	0	0	0	0	L	14-31	
11/06	at Buccaneers	S	7	2	5	0.0	0.0	0	0	0	0	0	0	0	0	0	0	0	0	0	0	0	0	0	0	0	L	13-16	
11/13	Cardinals	S	2	1	1	0.0	0.0	1	0	2	0	0	0	0	0	0	0	0	0	0	0	0	0	0	0	0	L	17-27	
11/20	at Saints	S	3	2	1	0.0	0.0	0	0	0	0	0	0	0	0	0	0	0	0	0	0	0	0	0	0	0	L	20-27	
11/27	at Chiefs		INJURED RESERVE																								L	10-26	
12/04	Seahawks		INJURED RESERVE																								L	23-27	
12/08	Raiders		INJURED RESERVE																								W	17-16	
12/19	at Packers		INJURED RESERVE																								L	12-24	
12/25	Broncos		INJURED RESERVE																								W	51-14	
01/01	at Chargers		INJURED RESERVE																								L	10-31	
01/08	at Seahawks		INJURED RESERVE																								L	16-19+	
2022 TOTALS		10-10	42	22	20	0.0	0.0	2	0	3	0	0	0	0	0	0	0	0	0	0	0	0	0	0	0	0	5-12		
+ - Overtime																													

2021 GAME-BY-GAME REGULAR-SEASON STATISTICS (RAMS)

TACKLES										INTERCEPTIONS				O. FUMB				ST			MISC								
DATE	OPPONENT	P/S	TK	S	A	SK	YDS	TFL	YDS	QBH	NO	YDS	LG	TD	PD	FF	FR	TD	YDS	TK	S	A	FF	FR	S	A	W/L	SCORE	
09/12	Bears	P	1	0	1	0.0	0.0	0	0	0	0	0	0	0	0	0	0	0	0	0	0	0	0	0	0	0	W	34-14	
09/19	at Colts	S	0	0	0	0.0	0.0	0	0	0	0	0	0	0	0	0	0	0	0	0	0	0	0	0	0	0	W	27-24	
09/26	Buccaneers	S	6	3	3	0.0	0.0	0	0	0	0	0	0	0	0	0	0	0	0	0	0	0	0	0	0	0	W	34-24	
10/03	Cardinals	S	5	3	2	0.0	0.0	0	0	0	0	0	0	0	0	0	0	0	0	0	0	0	0	0	0	0	L	20-37	
10/07	at Seahawks	P	4	1	3	0.0	0.0	0	0	0	0	0	0	0	0	0	0	0	0	0	0	0	0	0	0	0	W	26-17	
10/17	at Giants	P	1	0	1	0.0	0.0	0	0	0	0	0	0	0	0	0	0	0	0	0	0	0	0	0	0	0	W	38-11	
10/24	Lions	S	3	1	2	0.0	0.0	0	0	0	0	0	0	0	0	0	0	0	0	0	0	0	0	0	0	0	W	28-19	
10/31	at Texans	S	3	2	1	0.0	0.0	0	0	0	0	0	0	0	0	0	0	0	0	0	0	0	0	0	0	0	W	38-22	
11/07	Titans	S	6	5	1	0.0	0.0	0	0	0	0	0	0	0	0	0	0	0	0	0	0	0	0	0	0	0	L	16-28	
11/15	at 49ers	S	8	4	4	0.0	0.0	0	0	0	0	0	0	0	0	0	0	0	0	0	0	0	0	0	0	0	L	10-31	
11/28	at Packers	S	6	3	3	0.0	0.0	1	1	0	0	0	0	0	0	0	0	0	0	0	0	0	0	0	0	0	L	28-36	
12/05	Jaguars	S	5	1	4	0.0	0.0	0	0	0	0	0	0	0	0	0	1	0	0	0	0	0	0	0	0	0	W	37-7	
12/13	at Cardinals	S	4	2	2	0.0	0.0	0	0	0	0	0	0	0	0	0	0	0	0	0	0	0	0	0	0	0	W	30-23	
12/21	Seahawks	S	1	0	1	0.0	0.0	0	0	0	0	0	0	0	0	0	0	0	0	0	0	0	0	0	0	0	W	20-10	
12/26	at Vikings	S	2	2	0	0.0	0.0	0	0	0	0	0	0	0	0	0	0	0	0	0	0	0	0	0	0	0	W	30-23	
01/02	at Ravens	S	6	4	2	1.0	11.0	1	11	1	0	0	0	0	0	0	0	0	0	0	0	0	0	0	0	0	W	20-19	
01/09	49ers	S	6	2	4	1.0	14.0	0	0	1	0	0	0	0	0	0	1	0	0	0	0	0	0	0	0	0	L	24-27+	
2021 TOTALS		17-14	67	33	34	2.0	25.0	2	12	2	0	0	0	0	0	2	0	0	0	0	0	0	0	0	0	0	12-5		
+ - Overtime																													

2020 GAME-BY-GAME REGULAR-SEASON STATISTICS (RAMS)

			TACKLES							INTERCEPTIONS				O. FUMB			ST			MISC								
DATE	OPPONENT	P/S	TK	S	A	SK	YDS	TFL	YDS	QBH	NO	YDS	LG	TD	PD	FF	FR	TD	YDS	TK	S	A	FF	FR	S	A	W/L	SCORE
09/13	Cowboys		RESERVE/NFIN																						W	20-17		
09/27	at Bills		RESERVE/NFIN																						L	32-35		
10/04	Giants		RESERVE/NFIN																						W	17-9		
10/11	at Football Team		RESERVE/NFIN																						W	30-10		
10/18	at 49ers		RESERVE/NFIN																						L	16-24		
10/26	Bears		RESERVE/NFIN																						W	24-10		
11/01	at Dolphins		RESERVE/NFIN																						L	17-28		
11/15	Seahawks		RESERVE/NFIN																						W	23-16		
11/23	at Buccaneers		RESERVE/NFIN																						W	27-24		
11/29	49ers	P	1	0	1	0.0	0.0	0	0	0	0	0	0	0	0	0	0	0	0	0	0	0	0	0	0	L	20-23	
12/06	at Cardinals	P	1	1	0	0.0	0.0	0	0	0	0	0	0	0	1	0	0	0	0	0	0	0	0	0	0	0	W	38-28
12/10	Patriots	P	1	0	1	0.0	0.0	0	0	0	0	0	0	0	0	0	0	0	0	0	0	0	0	0	0	0	W	24-3
12/20	Jets	P	3	2	1	0.0	0.0	0	0	0	0	0	0	0	0	0	0	0	0	0	0	0	0	0	0	0	L	20-23
12/27	at Seahawks	P	2	0	2	0.0	0.0	0	0	0	0	0	0	0	0	0	0	0	0	0	0	0	0	0	0	0	L	9-20
01/03	Cardinals	P	1	1	0	0.0	0.0	0	0	0	0	0	0	0	0	0	0	0	0	0	0	0	0	0	0	0	W	18-7
2020 TOTALS			6-0	9	4	5	0.0	0.0	0	0	0	0	0	0	1	0	0	0	0	0	0	0	0	0	0	0	9-6	

2019 GAME-BY-GAME REGULAR-SEASON STATISTICS (LIONS)

TACKLES											INTERCEPTIONS				O. FUMB			ST			MISC								
DATE	OPPONENT	P/S	TK	S	A	SK	YDS	TFL	YDS	QBH	NO	YDS	LG	TD	PD	FF	FR	TD	YDS	TK	S	A	FF	FR	S	A	W/L	SCORE	
09/08	at Cardinals	S	3	3	0	0.0	0.0	0	0	0	0	0	0	0	0	0	0	0	0	0	0	0	0	0	0	0	T	27-27+	
09/15	Chargers	P	4	3	1	0.5	3.0	0	0	1	0	0	0	0	0	0	0	0	0	0	0	0	0	0	0	0	W	13-10	
09/22	at Eagles	S	3	1	2	0.0	0.0	1	0	0	0	0	0	0	0	0	1	0	0	0	0	0	0	0	0	0	W	27-24	
09/29	Chiefs	P	2	2	0	0.0	0.0	0	0	0	0	0	0	0	1	0	1	0	3	0	0	0	0	0	0	0	L	30-34	
10/14	at Packers	S	7	5	2	0.0	0.0	0	0	0	0	0	0	0	0	0	1	0	0	0	0	0	0	0	0	0	L	22-23	
10/20	Vikings	S	2	2	0	0.0	0.0	1	1	0	0	0	0	0	0	0	0	0	0	0	0	0	0	0	0	0	L	30-42	
10/27	Giants	S	0	0	0	0.0	0.0	0	0	0	0	0	0	0	0	0	0	0	0	0	0	0	0	0	0	0	W	31-26	
11/03	at Raiders	P	1	1	0	0.0	0.0	0	0	0	0	0	0	0	0	0	0	0	0	0	0	0	0	0	0	0	L	24-31	
11/10	at Bears	S	2	2	0	0.0	0.0	0	0	0	0	0	0	0	1	0	0	0	0	0	0	0	0	0	0	0	L	13-20	
11/17	Cowboys	S	2	1	1	0.0	0.0	0	0	0	0	0	0	0	0	0	0	0	0	0	0	0	0	0	0	0	L	27-35	
11/24	at Redskins	S	4	4	0	1.0	3.0	1	3	1	0	0	0	0	1	0	0	0	0	0	0	0	0	0	0	0	L	16-19	
11/28	Bears	P	3	2	1	0.0	0.0	0	0	0	0	0	0	0	0	0	0	0	0	0	0	0	0	0	0	0	L	20-24	
12/08	at Vikings	S	7	6	1	0.0	0.0	0	0	0	0	0	0	0	0	0	0	0	0	0	0	0	0	0	0	0	L	7-20	
12/15	Buccaneers		ON INACTIVE LIST																							L	17-38		
12/22	at Broncos		ON INACTIVE LIST																							L	17-27		
12/29	Packers		ON INACTIVE LIST																							L	20-23		
2019 TOTALS		13-9	40	32	8	1.5	6.0	3	4	2	0	0	0	0	3	1	2	0	3	0	0	0	0	0	0	0	3-12-1		
+ - Overtime																													

2018 GAME-BY-GAME REGULAR-SEASON STATISTICS (LIONS)

TACKLES											INTERCEPTIONS				O. FUMB			ST			MISC									
DATE	OPPONENT	P/S	TK	S	A	SK	YDS	TFL	YDS	QBH	NO	YDS	LG	TD	PD	FF	FR	TD	YDS	TK	S	A	FF	FR	S	A	W/L	SCORE		
09/10	Jets										ON INACTIVE LIST																L	17-48		
09/16	at 49ers	P	4	2	2	0.0	0.0	0	0	0	0	0	0	0	0	0	0	0	0	0	0	0	0	0	0	0	L	27-30		
09/23	Patriots	S	3	3	0	0.0	0.0	0	0	0	0	0	0	0	0	0	0	0	0	0	0	0	0	0	0	0	W	26-10		
09/30	at Cowboys	S	8	5	3	0.0	0.0	0	0	0	0	0	0	0	0	0	0	0	0	0	0	0	0	0	0	0	L	24-26		
10/07	Packers	P	1	1	0	0.0	0.0	0	0	0	0	0	0	0	0	0	0	0	0	0	0	0	0	0	0	0	W	31-23		
10/21	at Dolphins	P	4	3	1	0.0	0.0	1	1	0	0	0	0	0	0	0	0	0	0	0	0	0	0	0	0	0	W	32-21		
10/28	Seahawks	P	6	5	1	0.0	0.0	0	0	0	0	0	0	0	0	0	0	0	0	0	0	0	0	0	0	0	L	14-28		
11/04	at Vikings	P	3	3	0	0.0	0.0	0	0	0	0	0	0	0	0	0	1	0	0	0	0	0	0	0	0	0	L	9-24		
11/11	at Bears	S	1	1	0	0.0	0.0	1	2	0	ON INACTIVE LIST																0	0	L	22-34
11/18	Panthers										ON INACTIVE LIST																W	20-19		
11/22	Bears	P	1	0	1	0.0	0.0	0	0	2	0	0	0	0	0	0	0	0	0	0	0	0	0	0	0	0	L	16-23		
12/02	Rams	S	5	3	2	0.0	0.0	0	0	0	0	0	0	0	0	0	0	0	0	0	0	0	0	0	0	0	L	16-30		
12/09	at Cardinals	S	8	4	4	1.0	8.0	1	8	2	0	0	0	0	0	0	0	0	0	0	0	0	0	0	0	0	W	17-3		
12/16	at Bills	S	4	3	1	0.0	0.0	0	0	0	0	0	0	0	0	0	1	0	0	0	0	0	0	0	0	0	L	13-14		
12/23	Vikings	S	1	1	0	0.0	0.0	0	0	0	0	0	0	0	0	0	0	0	0	0	0	0	0	0	0	0	L	9-27		
12/30	at Packers										INJURED RESERVE																W	31-0		
2018 TOTALS		13-7	49	34	15	1.0	8.0	3	11	4	0	0	0	0	0	1	1	0	0	0	0	0	0	0	0	0	6-10			

2017 GAME-BY-GAME REGULAR-SEASON STATISTICS (LIONS)

			TACKLES								INTERCEPTIONS				O. FUMB			ST			MISC							
DATE	OPPONENT	P/S	TK	S	A	SK	YDS	TFL	YDS	QBH	NO	YDS	LG	TD	PD	FF	FR	TD	YDS	TK	S	A	FF	FR	S	A	W/L	SCORE
09/10	Cardinals	S	3	3	0	0.0	0.0	0	0	1	0	0	0	0	0	1	0	0	0	0	0	0	0	0	0	0	W	35-23
09/18	at Giants	S	2	1	1	0.0	0.0	1	1	0	0	0	0	0	0	0	0	0	0	0	0	0	0	0	0	0	W	24-10
09/24	Falcons	S	3	2	1	0.0	0.0	0	0	0	0	0	0	0	1	0	0	0	0	0	0	0	0	0	0	0	L	26-30
10/01	at Vikings	S	2	1	1	0.0	0.0	0	0	0	0	0	0	0	0	0	0	0	0	0	0	0	0	0	0	0	W	14-7
10/08	Panthers	S	0	0	0	0.0	0.0	0	0	0	0	0	0	0	0	0	0	0	0	0	0	0	0	0	0	0	L	24-27
10/15	at Saints	S	7	4	3	0.0	0.0	0	0	0	1	2	2	1	2	0	0	0	0	0	0	0	0	0	0	0	L	38-52
10/29	Steelers	S	4	2	2	0.0	0.0	0	0	1	0	0	0	0	1	0	0	0	0	0	0	0	0	0	0	0	L	15-20
11/06	at Packers	S	3	2	1	0.0	0.0	0	0	0	0	0	0	0	0	0	0	0	0	0	0	0	0	0	0	0	W	30-17
11/12	Browns	S	4	2	2	0.0	0.0	0	0	1	0	0	0	0	0	0	0	0	0	0	0	0	0	0	0	0	W	38-24
11/19	at Bears	S	1	1	0	0.0	0.0	0	0	0	0	0	0	0	0	0	0	0	0	0	0	0	0	0	0	0	W	27-24
11/23	Vikings	S	6	5	1	0.0	0.0	2	5	0	0	0	0	0	0	0	0	0	0	0	0	0	0	0	0	0	L	23-30
12/03	at Ravens	S	3	3	0	0.0	0.0	1	1	0	0	0	0	0	0	0	0	0	0	0	0	0	0	0	0	0	L	20-44
12/10	at Buccaneers	S	1	1	0	0.0	0.0	0	0	1	0	0	0	0	0	0	0	0	0	0	0	0	0	0	0	0	W	24-21
12/16	Bears	S	1	1	0	0.0	0.0	0	0	0	0	0	0	0	1	0	0	0	0	0	0	0	0	0	0	0	W	20-10
12/24	at Bengals	S	7	1	6	0.0	0.0	0	0	0	0	0	0	0	0	0	0	0	0	0	0	0	0	0	0	0	L	17-26
12/31	Packers	S	6	3	3	0.5	4.5	0	0	2	0	0	0	0	1	0	0	0	0	0	0	0	0	0	0	0	W	35-11
2017 TOTALS			16-16	53	32	21	0.5	4.5	4	7	6	1	2	2	1	6	1	0	0	0	0	0	0	0	0	0	9-7	

2016 GAME-BY-GAME REGULAR-SEASON STATISTICS (LIONS)

			TACKLES								INTERCEPTIONS					O. FUMB			ST			MISC							
DATE	OPPONENT	P/S	TK	S	A	SK	YDS	TFL	YDS	QBH	NO	YDS	LG	TD	PD	FF	FR	TD	YDS	TK	S	A	FF	FR	S	A	W/L	SCORE	
09/11	at Colts	P	0	0	0	0.0	0.0	0	0	0	0	0	0	0	0	1	0	0	0	0	0	0	0	0	0	0	0	W	39-35
09/18	Titans	P	1	1	0	0.0	0.0	0	0	0	0	0	0	0	1	0	0	0	0	0	0	0	0	0	0	0	0	L	15-16
09/25	at Packers	P	2	2	0	0.0	0.0	1	1	0	0	0	0	0	0	0	0	0	0	0	0	0	0	0	0	0	0	L	27-34
10/02	at Bears	P	1	1	0	0.0	0.0	1	2	0	0	0	0	0	0	0	0	0	0	0	0	0	0	0	0	0	0	L	14-17
10/09	Eagles	P	2	2	0	1.0	0.0	0	0	1	0	0	0	0	0	0	0	0	0	0	0	0	0	0	0	0	0	W	24-23
10/16	Rams	P	1	1	0	0.0	0.0	0	0	0	0	0	0	0	1	0	0	0	0	0	0	0	0	0	0	0	0	W	31-28
10/23	Redskins	P	2	0	2	0.0	0.0	0	0	0	0	0	0	0	0	0	0	0	0	0	0	0	0	0	0	0	0	W	20-17
10/30	at Texans	P	4	1	3	1.0	5.0	1	5	1	0	0	0	0	0	0	0	0	0	0	0	0	0	0	0	0	0	L	13-20
11/06	at Vikings	P	1	1	0	0.0	0.0	0	0	0	0	0	0	0	1	0	0	0	0	0	0	0	0	0	0	0	0	W	22-16+
11/20	Jaguars	P	2	2	0	0.0	0.0	1	3	0	0	0	0	0	0	0	0	0	0	0	0	0	0	0	0	0	0	W	26-19
11/24	Vikings	S	1	1	0	0.0	0.0	0	0	0	0	0	0	0	1	0	0	0	0	0	0	0	0	0	0	0	0	W	16-13
12/04	at Saints	P	2	2	0	0.0	0.0	0	0	0	0	0	0	0	1	0	0	0	0	0	0	0	0	0	0	0	0	W	28-13
12/11	Bears	S	2	2	0	0.0	0.0	0	0	0	0	0	0	0	0	0	0	0	0	0	0	0	0	0	0	0	0	W	20-17
12/18	at Giants	S	1	1	0	0.0	0.0	0	0	0	0	0	0	0	1	0	0	0	0	0	0	0	0	0	0	0	0	L	6-17
12/26	at Cowboys	S	4	2	2	0.0	0.0	1	2	0	0	0	0	0	0	0	0	0	0	0	0	0	0	0	0	0	0	L	21-42
01/01	Packers	S	4	3	1	0.0	0.0	1	3	0	0	0	0	0	0	0	0	0	0	0	0	0	0	0	0	0	0	L	24-31
2016 TOTALS			16-5	30	22	8	2.0	5.0	6	16	2	0	0	0	7	0	0	0	0	0	0	0	0	0	0	0	0	9-7	

+ - Overtime

2021 GAME-BY-GAME POSTSEASON STATISTICS (RAMS)

DATE	OPPONENT	P/S	TACKLES							INTERCEPTIONS				O. FUMB			ST			MISC		SCORE				
			TK	S	A	SK	YDS	TFL	YDS	QBH	NO	YDS	LG	TD	PD	FF	FR	TD	YDS	TK	S		A	FF	FR	S
01/17	Cardinals	S	7	3	4	0.0	0.0	0	0	0	0	0	0	0	0	0	0	0	0	0	0	0	0	0	W	34-11
01/23	at Buccaneers	S	3	1	2	0.0	0.0	0	0	0	0	0	0	0	0	0	0	0	0	0	0	0	0	0	W	30-27
01/30	49ers	S	6	3	3	0.0	0.0	0	0	0	0	0	0	0	0	0	0	0	0	0	0	0	0	0	W	20-17
02/13	at Bengals	S	6	5	1	1.0	2.0	1	2	1	0	0	0	0	0	0	0	0	0	0	0	0	0	0	W	23-20
2021 TOTALS		4-4	22	12	10	1.0	2.0	1	2	1	0	0	0	0	0	0	0	0	0	0	0	0	0	0	4-0	

2020 GAME-BY-GAME POSTSEASON STATISTICS (RAMS)

TACKLES										INTERCEPTIONS					O. FUMB			ST			MISC							
DATE	OPPONENT	P/S	TK	S	A	SK	YDS	TFL	YDS	QBH	NO	YDS	LG	TD	PD	FF	FR	TD	YDS	TK	S	A	FF	FR	S	A	W/L	SCORE
01/09	at Seahawks	P	4	3	1	0.0	0.0	0	0	0	0	0	0	0	0	0	0	0	0	0	0	0	0	0	0	0	W	30-20
01/16	at Packers	P	2	1	1	0.0	0.0	0	0	0	0	0	0	0	0	1	0	0	0	0	0	0	0	0	0	0	L	18-32
2020 TOTALS		2-0	6	4	2	0.0	0.0	0	0	0	0	0	0	0	0	1	0	0	0	0	0	0	0	0	0	0	1-1	

2016 GAME-BY-GAME POSTSEASON STATISTICS (LIONS)

DATE	OPPONENT	P/S	TACKLES							INTERCEPTIONS					O. FUMB			ST			MISC		SCORE			
			TK	S	A	SK	YDS	TFL	YDS	QBH	NO	YDS	LG	TD	PD	FF	FR	TD	YDS	TK	S	A		FF	FR	S
01/07	at Seahawks	S	7	2	5	0.0	0.0	0	0	0	0	0	0	0	0	0	0	0	0	0	0	0	0	0	L	6-26
2016 TOTALS			1-1	7	2	5	0.0	0.0	0	0	0	0	0	0	0	0	0	0	0	0	0	0	0	0	0-1	



CHRISTIAN
ROZEBOOM

LINEBACKER | (ROSE-boom)

56

Hometown: Sioux Center, Iowa

College: South Dakota State

Acquired: FA-25

HT6'2"

WT237

AGE28

1

5

PANTHERS
CAREER HIGHLIGHTS

- Played in 61 games with 16 starts...Has recorded 211 tackles (117 solo) with two interceptions, eight passes defended, seven tackles for loss, three quarterback hits and 1.0 sack...Also added 14 special teams tackles (six solo).
- Has appeared in seven playoff games (three starts), all with the Los Angeles Rams, including Super Bowl LVI...Notched 19 tackles (13 solo) with one tackle for loss...Also added a special teams tackle.
- After recording one tackle on defense over first two seasons, has 210 the last two seasons, including a career-high 133 tackles in 2024, the 17th most in the league.

YEAR-BY-YEAR

- **2024:** Played all 17 games (11 starts) with the Los Angeles Rams...Recorded a career-high 133 tackles (69 solo), with 1.0 sack, one interception, four passes defended, five tackles for loss, and one quarterback hit...Also added two special teams tackles...Notched first sack of career at San Francisco (12/12).
- **2023:** Appeared in all 17 games (five starts) for the Los Angeles Rams...Tallied 77 tackles (47 solo), with one interception, four passes defended, two quarterback hits, and two tackles for loss...Also added two special teams tackles (one solo)...Made first career start at Seattle (9/10)...Recorded first career interception against Arizona (10/15).
- **2022:** Played in all 17 games for the Los Angeles Rams, mostly on special teams...Played on defense for the first time in career and registered first defensive tackle against Denver (12/25)...Finished the season with one defensive tackle and seven special teams tackles (two solo).
- **2021:** After training camp with the Los Angeles Rams, joined the Kansas City practice squad, appearing in one game, before re-joining the Los Angeles Rams on their active roster...Appeared in 10 games total on special teams...Had three special teams tackles (all solo)...Made postseason debut, playing all four games including Super Bowl LVI, and recorded a special teams tackle at Tampa Bay (1/23/22).
- **2020:** Spent season on the Los Angeles Rams practice squad.

PRO CAREER

PANTHERS

TRANSACTIONS

- Signed as an undrafted free agent by the Los Angeles Rams (4/30/20)...Released by the Los Angeles Rams (9/5/20)...Signed to the Los Angeles Rams practice squad (9/6/20)...Released by the Los Angeles Rams (8/31/21)...Signed to the Kansas City Chiefs practice squad (9/3/21)...Signed to the Los Angeles Rams active roster (11/3/21)...Re-signed with the Los Angeles Rams (4/17/23)...Re-signed with the Los Angeles Rams (3/20/24)...Signed with the Carolina Panthers (3/12/25).

PANTHERS

COLLEGE

- A four-year starter, led South Dakota State in tackles all four seasons...As a senior, was a consensus All-American, registering double-digit tackles six times, including an 11-tackle performance in the season opener at Minnesota...Won the SDSU Defensive Player of the week award four times and returned an interception for a 27-yard touchdown against Southern Utah...In a game against Illinois State, became the SDSU all-time leading tackler and finished with 475 for career...Was selected to play in the NFLPA Collegiate Bowl and was named to the STATS FCS All-America First-Team, Phil Steele All-America First Team and The Associated Press All-America Second-Team...During junior year, recorded double-digit tackles in five games, including a 14-tackle performance in the FCS Quarterfinals at Kennesaw State...Recorded a total of 127 tackles as a sophomore...Finished as a runner-up for the STATS FCS Jerry Rice Award, which recognizes the top freshman in the FCS...Was named Missouri Valley Football Conference Freshman of the year...Made collegiate debut and first start against TCU on September 3, 2016.

CHRISTIAN ROZEBOOM'S NFL REGULAR SEASON DEFENSIVE STATISTICS

		TACKLES										INTERCEPTIONS					O. FUMB			ST			MISC				
DATE	TEAM	GP	GS	TK	S	A	TFL	YDS	SK	YDS	QBH	NO	YDS	LG	TD	PD	FF	FR	TD	YDS	TK	S	A	FF	FR	S	A
2020	Rams	0	0		0	0	0	0	0.0	0.0	0	0	0	0	0	0	0	0	0	0	0	0	0	0	0	0	0
2021	Chiefs	1	0		0	0	0	0	0.0	0.0	0	0	0	0	0	0	0	0	0	0	1	1	0	0	0	0	0
2021	Rams	9	0		0	0	0	0	0.0	0.0	0	0	0	0	0	0	0	0	0	0	2	2	0	0	0	0	0
2021	TOTAL	10	0		0	0	0	0	0.0	0.0	0	0	0	0	0	0	0	0	0	0	3	3	0	0	0	0	0
2022	Rams	17	0		1	1	0	0	0.0	0.0	0	0	0	0	0	0	0	0	0	0	7	2	5	0	0	0	0
2023	Rams	17	5	77	47	30	2	5	0.0	0.0	2	1	0	0	0	4	0	0	0	0	2	1	1	0	0	0	0
2024	Rams	17	11	133	69	64	5	33	1.0	6.0	1	1	16	16	0	4	0	0	0	0	2	0	2	0	0	0	0
NFL TOTALS		61	16	211	117	94	7	38	1.0	6.0	3	2	16	16	0	8	0	0	0	0	14	6	8	0	0	0	0

CHRISTIAN ROZEBOOM'S NFL POSTSEASON DEFENSIVE STATISTICS

DATE	TEAM	GP	GS	TACKLES							INTERCEPTIONS				O. FUMB				ST				MISC		
				TK	S	A	TFL	YDS	SK	YDS	QBH	NO	YDS	LG	TD	PD	FF	FR	TD	YDS	TK	S	A	FF	FR
2020	Rams	0	0	0	0	0	0	0	0.0	0.0	0	0	0	0	0	0	0	0	0	0	0	0	0	0	0
2021	Rams	4	0	0	0	0	0	0	0.0	0.0	0	0	0	0	0	0	0	0	1	1	0	0	0	0	0
2023	Rams	1	1	4	2	2	1	5	0.0	0.0	0	0	0	0	0	0	0	0	0	0	0	0	0	0	0
2024	Rams	2	2	15	11	4	0	0	0.0	0.0	0	0	0	0	0	0	0	0	0	0	0	0	0	0	0
NFL TOTALS		7	3	19	13	6	1	5	0.0	0.0	0	0	0	0	0	0	0	0	1	1	0	0	0	0	0

SINGLE-GAME HIGHS: DEFENSIVE

Total Tackles 12 at New Orleans Saints, Dec 01, 2024
...1 more at 12.

Solo Tackles 8 at Seattle Seahawks, Nov 03, 2024

Sacks 1.0 at San Francisco 49ers, Dec 12, 2024

Passes Defensed 3 vs. Miami Dolphins, Nov 11, 2024

Tackles For Loss 2 at Seattle Seahawks, Nov 03, 2024

Interceptions 1 vs. Miami Dolphins, Nov 11, 2024
...1 more at 1.

Interception Return Yards 16 vs. Miami Dolphins, Nov 11, 2024

Special Teams Tackles 2 vs. San Francisco 49ers, Oct 30, 2022

SINGLE-GAME HIGHS - POSTSEASON: DEFENSIVE

Total Tackles 8 at Philadelphia Eagles, Jan 19, 2025
7 vs. Minnesota Vikings, Jan 13, 2025
4 at Detroit Lions, Jan 14, 2024

Solo Tackles 7 at Philadelphia Eagles, Jan 19, 2025
4 vs. Minnesota Vikings, Jan 13, 2025
2 at Detroit Lions, Jan 14, 2024

Tackles For Loss 1 at Detroit Lions, Jan 14, 2024

Special Teams Tackles 1 at Tampa Bay Buccaneers, Jan 23, 2022

2024 GAME-BY-GAME REGULAR-SEASON STATISTICS (RAMS)

DATE	OPPONENT	P/S	TACKLES							INTERCEPTIONS				O. FUMB				ST				MISC						
			TK	S	A	SK	YDS	TFL	YDS	QBH	NO	YDS	LG	TD	PD	FF	FR	TD	YDS	TK	S	A	FF	FR	S	A	W/L	SCORE
09/08	at Lions	S	8	4	4	0.0	0.0	0	0	0	0	0	0	0	0	0	0	0	0	1	0	1	0	0	0	0	L	20-26+
09/15	at Cardinals	P	4	4	0	0.0	0.0	0	0	0	0	0	0	0	0	0	0	0	0	0	0	0	0	0	0	L	10-41	
09/22	49ers	S	10	4	6	0.0	0.0	0	0	0	0	0	0	0	0	0	0	0	0	0	0	0	0	0	0	W	27-24	
09/29	at Bears	S	11	6	5	0.0	0.0	0	0	0	0	0	0	0	0	0	0	0	0	0	0	0	0	0	0	L	18-24	
10/06	Packers	S	8	3	5	0.0	0.0	0	0	0	0	0	0	0	0	0	0	0	0	0	0	0	0	0	0	L	19-24	
10/20	Raiders	P	6	2	4	0.0	0.0	0	0	0	0	0	0	0	0	0	0	0	0	0	0	0	0	0	0	W	20-15	
10/24	Vikings	S	6	2	4	0.0	0.0	0	0	0	0	0	0	0	0	0	0	0	0	0	0	0	0	0	0	W	30-20	
11/03	at Seahawks	S	11	8	3	0.0	0.0	2	23	0	0	0	0	0	0	0	0	0	0	0	0	0	0	0	0	W	26-20+	
11/11	Dolphins	P	2	2	0	0.0	0.0	0	0	0	1	16	16	0	3	0	0	0	0	1	0	1	0	0	0	L	15-23	
11/17	at Patriots	P	11	4	7	0.0	0.0	0	0	0	0	0	0	0	0	0	0	0	0	0	0	0	0	0	0	W	28-22	
11/24	Eagles	P	12	7	5	0.0	0.0	1	1	0	0	0	0	0	0	0	0	0	0	0	0	0	0	0	0	L	20-37	
12/01	at Saints	S	12	7	5	0.0	0.0	1	3	0	0	0	0	0	1	0	0	0	0	0	0	0	0	0	0	W	21-14	
12/08	Bills	S	8	3	5	0.0	0.0	0	0	0	0	0	0	0	0	0	0	0	0	0	0	0	0	0	0	W	44-42	
12/12	at 49ers	S	9	7	2	1.0	6.0	1	6	1	0	0	0	0	0	0	0	0	0	0	0	0	0	0	0	W	12-6	
12/22	at Jets	S	9	3	6	0.0	0.0	0	0	0	0	0	0	0	0	0	0	0	0	0	0	0	0	0	0	W	19-9	
12/28	Cardinals	S	6	3	3	0.0	0.0	0	0	0	0	0	0	0	0	0	0	0	0	0	0	0	0	0	0	W	13-9	
01/05	Seahawks	P	0	0	0	0.0	0.0	0	0	0	0	0	0	0	0	0	0	0	0	0	0	0	0	0	0	L	25-30	
2024 TOTALS		17-11	133	69	64	1.0	6.0	5	33	1	1	16	16	0	4	0	0	0	0	2	0	2	0	0	0	0	10-7	
+ - Overtime																												

2023 GAME-BY-GAME REGULAR-SEASON STATISTICS (RAMS)

TACKLES										INTERCEPTIONS					O. FUMB			ST			MISC							
DATE	OPPONENT	P/S	TK	S	A	SK	YDS	TFL	YDS	QBH	NO	YDS	LG	TD	PD	FF	FR	TD	YDS	TK	S	A	FF	FR	S	A	W/L	SCORE
09/10	at Seahawks	S	6	3	3	0.0	0.0	0	0	0	0	0	0	0	0	0	0	0	0	0	0	0	0	0	0	0	W	30-13
09/17	49ers	P	5	1	4	0.0	0.0	0	0	0	0	0	0	0	0	0	0	0	0	0	0	0	0	0	0	0	L	23-30
09/25	at Bengals	P	5	4	1	0.0	0.0	0	0	0	0	0	0	0	0	0	0	0	0	0	0	0	0	0	0	0	L	16-19
10/01	at Colts	P	5	5	0	0.0	0.0	0	0	0	0	0	0	0	0	0	0	0	0	1	0	1	0	0	0	0	W	29-23+
10/08	Eagles	P	5	4	1	0.0	0.0	0	0	0	0	0	0	0	0	0	0	0	0	0	0	0	0	0	0	0	L	14-23
10/15	Cardinals	S	3	3	0	0.0	0.0	0	0	0	1	1	0	0	0	1	0	0	0	0	0	0	0	0	0	0	W	26-9
10/22	Steelers	S	5	3	2	0.0	0.0	0	0	0	0	0	0	0	1	0	0	0	0	1	1	0	0	0	0	0	L	17-24
10/29	at Cowboys	S	7	6	1	0.0	0.0	0	0	0	0	0	0	0	0	0	0	0	0	0	0	0	0	0	0	0	L	20-43
11/05	at Packers	P	7	2	5	0.0	0.0	0	0	0	0	0	0	0	0	0	0	0	0	0	0	0	0	0	0	0	L	3-20
11/19	Seahawks	P	1	0	1	0.0	0.0	0	0	0	0	0	0	0	1	0	0	0	0	0	0	0	0	0	0	0	W	17-16
11/26	at Cardinals	P	5	4	1	0.0	0.0	1	4	0	0	0	0	0	0	0	0	0	0	0	0	0	0	0	0	0	W	37-14
12/03	Browns	P	2	2	0	0.0	0.0	0	0	0	0	0	0	0	0	0	0	0	0	0	0	0	0	0	0	0	W	36-19
12/10	at Ravens	P	2	1	1	0.0	0.0	1	1	0	0	0	0	0	0	0	0	0	0	0	0	0	0	0	0	0	L	31-37+
12/17	Commanders	P	5	4	1	0.0	0.0	0	0	1	0	0	0	0	1	0	0	0	0	0	0	0	0	0	0	0	W	28-20
12/21	Saints	P	5	2	3	0.0	0.0	0	0	0	0	0	0	0	0	0	0	0	0	0	0	0	0	0	0	0	W	30-22
12/31	at Giants	P	3	2	1	0.0	0.0	0	0	0	0	0	0	0	0	0	0	0	0	0	0	0	0	0	0	0	W	26-25
01/07	at 49ers	S	6	1	5	0.0	0.0	0	0	0	0	0	0	0	0	0	0	0	0	0	0	0	0	0	0	0	W	21-20
2023 TOTALS		17-5	77	47	30	0.0	0.0	2	5	2	1	0	0	0	4	0	0	0	0	2	1	1	0	0	0	0	0	10-7
+- Overtime																												

2022 GAME-BY-GAME REGULAR-SEASON STATISTICS (RAMS)

			TACKLES							INTERCEPTIONS					O. FUMB			ST			MISC								
DATE	OPPONENT	P/S	TK	S	A	SK	YDS	TFL	YDS	QBH	NO	YDS	LG	TD	PD	FF	FR	TD	YDS	TK	S	A	FF	FR	S	A	W/L	SCORE	
09/08	Bills	P	0	0	0	0.0	0.0	0	0	0	0	0	0	0	0	0	0	0	0	0	0	0	0	0	0	0	L	10-31	
09/18	Falcons	P	0	0	0	0.0	0.0	0	0	0	0	0	0	0	0	0	0	0	0	1	0	1	0	0	0	0	W	31-27	
09/25	at Cardinals	P	0	0	0	0.0	0.0	0	0	0	0	0	0	0	0	0	0	0	0	1	1	0	0	0	0	0	W	20-12	
10/03	at 49ers	P	0	0	0	0.0	0.0	0	0	0	0	0	0	0	0	0	0	0	0	0	0	0	0	0	0	0	L	9-24	
10/09	Cowboys	P	0	0	0	0.0	0.0	0	0	0	0	0	0	0	0	0	0	0	0	0	0	0	0	0	0	0	L	10-22	
10/16	Panthers	P	0	0	0	0.0	0.0	0	0	0	0	0	0	0	0	0	0	0	0	1	0	1	0	0	0	0	W	24-10	
10/30	49ers	P	0	0	0	0.0	0.0	0	0	0	0	0	0	0	0	0	0	0	0	2	1	1	0	0	0	0	L	14-31	
11/06	at Buccaneers	P	0	0	0	0.0	0.0	0	0	0	0	0	0	0	0	0	0	0	0	0	0	0	0	0	0	0	L	13-16	
11/13	Cardinals	P	0	0	0	0.0	0.0	0	0	0	0	0	0	0	0	0	0	0	0	0	0	0	0	0	0	0	L	17-27	
11/20	at Saints	P	0	0	0	0.0	0.0	0	0	0	0	0	0	0	0	0	0	0	0	1	0	1	0	0	0	0	L	20-27	
11/27	at Chiefs	P	0	0	0	0.0	0.0	0	0	0	0	0	0	0	0	0	0	0	0	0	0	0	0	0	0	0	L	10-26	
12/04	Seahawks	P	0	0	0	0.0	0.0	0	0	0	0	0	0	0	0	0	0	0	0	0	0	0	0	0	0	0	L	23-27	
12/08	Raiders	P	0	0	0	0.0	0.0	0	0	0	0	0	0	0	0	0	0	0	0	0	0	0	0	0	0	0	W	17-16	
12/19	at Packers	P	0	0	0	0.0	0.0	0	0	0	0	0	0	0	0	0	0	0	0	0	0	0	0	0	0	0	L	12-24	
12/25	Broncos	P	1	1	0	0.0	0.0	0	0	0	0	0	0	0	0	0	0	0	0	0	0	0	0	0	0	0	W	51-14	
01/01	at Chargers	P	0	0	0	0.0	0.0	0	0	0	0	0	0	0	0	0	0	0	0	1	0	1	0	0	0	0	L	10-31	
01/08	at Seahawks	P	0	0	0	0.0	0.0	0	0	0	0	0	0	0	0	0	0	0	0	0	0	0	0	0	0	0	L	16-19+	
2022 TOTALS		17-0	1	1	0	0.0	0.0	0	0	0	0	0	0	0	0	0	0	0	0	7	2	5	0	0	0	0	0	5-12	
+ - Overtime																													

2021 GAME-BY-GAME REGULAR-SEASON STATISTICS (CHIEFS/RAMS)

			TACKLES							INTERCEPTIONS					O. FUMB			ST			MISC							
DATE	OPPONENT	P/S	TK	S	A	SK	YDS	TFL	YDS	QBH	NO	YDS	LG	TD	PD	FF	FR	TD	YDS	TK	S	A	FF	FR	S	A	W/L	SCORE
09/12	Browns		PRACTICE SQUAD																								W	33-29
09/19	at Ravens		PRACTICE SQUAD																								L	35-36
09/26	Chargers		PRACTICE SQUAD																								L	24-30
10/03	at Eagles		PRACTICE SQUAD																								W	42-30
10/10	Bills		PRACTICE SQUAD																								L	20-38
10/17	at Football Team		PRACTICE SQUAD																								W	31-13
10/24	at Titans	P	0	0	0	0.0	0.0	0	0	0	0	0	0	0	0	0	0	0	0	1	1	0	0	0	0	0	L	3-27
11/01	Giants		PRACTICE SQUAD																								W	20-17
Went from Chiefs to Rams.																												
11/07	Titans	P	0	0	0	0.0	0.0	0	0	0	0	0	0	0	0	0	0	0	0	0	0	0	0	0	0	0	L	16-28
11/15	at 49ers	P	0	0	0	0.0	0.0	0	0	0	0	0	0	0	0	0	0	0	0	0	0	0	0	0	0	0	L	10-31
11/28	at Packers	P	0	0	0	0.0	0.0	0	0	0	0	0	0	0	0	0	0	0	0	0	0	0	0	0	0	0	L	28-36
12/05	Jaguars	P	0	0	0	0.0	0.0	0	0	0	0	0	0	0	0	0	0	0	0	1	1	0	0	0	0	0	W	37-7
12/13	at Cardinals	P	0	0	0	0.0	0.0	0	0	0	0	0	0	0	0	0	0	0	0	0	0	0	0	0	0	0	W	30-23
12/21	Seahawks	P	0	0	0	0.0	0.0	0	0	0	0	0	0	0	0	0	0	0	0	1	1	0	0	0	0	0	W	20-10
12/26	at Vikings	P	0	0	0	0.0	0.0	0	0	0	0	0	0	0	0	0	0	0	0	0	0	0	0	0	0	0	W	30-23
01/02	at Ravens	P	0	0	0	0.0	0.0	0	0	0	0	0	0	0	0	0	0	0	0	0	0	0	0	0	0	0	W	20-19
01/09	49ers	P	0	0	0	0.0	0.0	0	0	0	0	0	0	0	0	0	0	0	0	0	0	0	0	0	0	0	L	24-27+
2021 TOTALS		10-0	0	0	0	0.0	0.0	0	0	0	0	0	0	0	0	0	0	0	0	3	3	0	0	0	0	0	0	9-8

+- Overtime

2024 GAME-BY-GAME POSTSEASON STATISTICS (RAMS)

TACKLES										INTERCEPTIONS				O. FUMB			ST			MISC									
DATE	OPPONENT	P/S	TK	S	A	SK	YDS	TFL	YDS	QBH	NO	YDS	LG	TD	PD	FF	FR	TD	YDS	TK	S	A	FF	FR	S	A	W/L	SCORE	
01/13	Vikings	S	7	4	3	0.0	0.0	0	0	0	0	0	0	0	0	0	0	0	0	0	0	0	0	0	0	0	W	27-9	
01/19	at Eagles	S	8	7	1	0.0	0.0	0	0	0	0	0	0	0	0	0	0	0	0	0	0	0	0	0	0	0	L	22-28	
2024 TOTALS		2-2	15	11	4	0.0	0.0	0	0	0	0	0	0	0	0	0	0	0	0	0	0	0	0	0	0	0	0	1-1	

2023 GAME-BY-GAME POSTSEASON STATISTICS (RAMS)

DATE	OPPONENT	P/S	TACKLES							INTERCEPTIONS					O. FUMB			ST			MISC			SCORE			
			TK	S	A	SK	YDS	TFL	YDS	QBH	NO	YDS	LG	TD	PD	FF	FR	TD	YDS	TK	S	A	FF		FR	S	A
01/14	at Lions	S	4	2	2	0.0	0.0	1	5	0	0	0	0	0	0	0	0	0	0	0	0	0	0	0	0	L	23-24
2023 TOTALS		1-1	4	2	2	0.0	0.0	1	5	0	0	0	0	0	0	0	0	0	0	0	0	0	0	0	0	0-1	

2021 GAME-BY-GAME POSTSEASON STATISTICS (RAMS)

DATE	OPPONENT	P/S	TACKLES							INTERCEPTIONS					O. FUMB			ST			MISC			SCORE			
			TK	S	A	SK	YDS	TFL	YDS	QBH	NO	YDS	LG	TD	PD	FF	FR	TD	YDS	TK	S	A	FF		FR	S	A
01/17	Cardinals	P	0	0	0	0.0	0.0	0	0	0	0	0	0	0	0	0	0	0	0	0	0	0	0	0	0	W	34-11
01/23	at Buccaneers	P	0	0	0	0.0	0.0	0	0	0	0	0	0	0	0	0	0	0	1	1	0	0	0	0	0	W	30-27
01/30	49ers	P	0	0	0	0.0	0.0	0	0	0	0	0	0	0	0	0	0	0	0	0	0	0	0	0	0	W	20-17
02/13	at Bengals	P	0	0	0	0.0	0.0	0	0	0	0	0	0	0	0	0	0	0	0	0	0	0	0	0	0	W	23-20
2021 TOTALS		4-0	0	0	0	0.0	0.0	0	0	0	0	0	0	0	0	0	0	0	1	1	0	0	0	0	0	4-0	



JA'TAVION SANDERS
 TIGHT END

Hometown: Denton, Texas
 College: Texas
 Acquired: D4-24

HT 6'4"
 WT 243
 AGE 22
  2
  2

PANTHERS
 CAREER HIGHLIGHTS

PRO CAREER

- Has appeared in 16 games (eight starts)...Caught 33 passes for 342 yards with one touchdown.
- Set the record for the most receiving yards by a rookie tight end in Panthers history and finished second in receptions among rookie tight ends in team history...Ranked second in yards (342) and catches (33) among all rookie tight ends in 2024.

YEAR-BY-YEAR

- 2024:** Played 16 games (eight starts) for the Panthers...Caught 33 passes for 342 yards with one touchdown...Set the record for the most receiving yards by a rookie tight end in Panthers history and finished second in receptions among rookie tight ends in team history...Ranked second in yards and catches among all rookie tight ends in 2024...Made NFL debut and first start at New Orleans (9/8)...Set a career-high for catches (six) at Washington (10/20), and a career-high in yards (87) against New Orleans (11/03)...Caught first career touchdown reception against the New York Giants (11/10).

PANTHERS

TRANSACTIONS

- Selected by the Carolina Panthers in the fourth round (101st overall) of the 2024 NFL Draft (4/27/24).

PANTHERS

COLLEGE

- Appeared in 39 games with 27 starts for the Texas Longhorns in his three seasons (2021-23)...Left Texas ranked first all-time among tight ends in career receptions (99), second in receiving yards (1,295) and sixth in receiving touchdowns (seven)...In 2023 as a junior, named First-Team All-Big 12 and a John Mackey Award semifinalist after starting in all 14 games...Finished the season with 45 receptions for 682 yards and two touchdowns...Recorded three 100-yard receiving games and is the only Texas tight end in program history with multiple career 100-yard receiving games...His 45 receptions are tied for the third-most in a season in program history...As a sophomore in 2022, earned First-Team All-Big 12 honors after starting in all 13 games and finishing the season with 54 receptions for 613 yards and five touchdowns...His 54 receptions on the season were the most by a tight end in program history...In 2021, played in all 12 games and appeared primarily on special teams.

JA'TAVION SANDERS' NFL REGULAR SEASON RECEIVING STATISTICS							
DATE	TEAM	GP	GS	NO.	YDS.	RECEIVING	
						AVG.	LG
2024	Panthers	16	8	33	342	10.4	46
NFL TOTALS		16	8	33	342	10.4	46
							1

SINGLE-GAME HIGHS: RUSHING/RECEIVING

Receptions
 6 at Washington Commanders, Oct 20, 2024

Receiving Yards
 87 vs. New Orleans Saints, Nov 03, 2024

Receiving Average
 21.8 vs. New Orleans Saints, Nov 03, 2024

Longest Receptions
 46 vs. New Orleans Saints, Nov 03, 2024

All-Purpose Yards
 87 vs. New Orleans Saints, Nov 03, 2024

Most TDs
 1 vs. New York Giants, Nov 10, 2024

Longest Own Fumble Return
 2 at Washington Commanders, Oct 20, 2024

Scrimmage Yards
 87 vs. New Orleans Saints, Nov 03, 2024

VETERANS

178

2025 CAROLINA PANTHERS

2024 GAME-BY-GAME REGULAR-SEASON STATISTICS (PANTHERS)

RECEIVING									
DATE	OPPONENT	P/S	NO.	YDS.	AVG.	LG	TD	W/L	SCORE
09/08	at Saints	S	1	4	4.0	4	0	L	10-47
09/15	Chargers	P	2	8	4.0	6	0	L	3-26
09/22	at Raiders	P	0	0	0.0	0	0	W	36-22
09/29	Bengals	S	2	16	8.0	11	0	L	24-34
10/06	at Bears	P	3	13	4.3	10	0	L	10-36
10/13	Falcons	S	5	49	9.8	21	0	L	20-38
10/20	at Commanders	S	6	61	10.2	29	0	L	7-40
10/27	at Broncos	P	1	7	7.0	7	0	L	14-28
11/03	Saints	S	4	87	21.8	46	0	W	23-22
11/10	Giants	P	2	8	4.0	5t	1	W	20-17+
11/24	Chiefs	S	3	49	16.3	28	0	L	27-30
12/01	Buccaneers		ON INACTIVE LIST					L	23-26+
12/08	at Eagles	P	0	0	0.0	0	0	L	16-22
12/15	Cowboys	P	0	0	0.0	0	0	L	14-30
12/22	Cardinals	S	0	0	0.0	0	0	W	36-30+
12/29	at Buccaneers	S	1	5	5.0	5	0	L	14-48
01/05	at Falcons	P	3	35	11.7	28	0	W	44-38+
2024 TOTALS		16-8	33	342	10.4	46	1	5-12	
+ - Overtime									



NICK SCOTT

SAFETY

21

Hometown: Fairfax, Va.

College: Penn State

Acquired: FA-25

HT 5'11"

WT 201

AGE 30

2

7

PANTHERS

PRO CAREER

CAREER HIGHLIGHTS

- In 91 games for the Rams, Bengals and Panthers, has made 31 starts...Notched 222 tackles (138 solo) with 11 passes defended, four interceptions, two tackles for loss, one quarterback hit, two forced fumbles and a fumble recovery...Has also added 22 special teams tackles (14 solo).
- Played in six playoff games with five starts, including starting in Super Bowl LVI for the Rams...Has 18 tackles (12 solo) with one interception and four passes defended...Also added two special teams tackles.

YEAR-BY-YEAR

- 2024:** Limited to 10 games (four starts) for the Panthers after spending seven weeks in the middle of the season on injured reserve...Recorded 26 tackles (14 solo), with two passes defended...Also added four special teams tackles (two solo)...Made Panthers debut at New Orleans (9/8) and first start of season against Cincinnati (9/29).
- 2023:** Played all 17 games with the Cincinnati Bengals...Finished with 56 tackles (35 solo), one tackle for loss and one fumble recovery.
- 2022:** Started in all 16 games played before ending the season early due to a shoulder injury with the Rams...Totaled a career-high 83 tackles (54 solo), one tackle for loss, two interceptions, five passes defended and two forced fumbles.
- 2021:** Saw action in all 17 games (one start) for the Los Angeles Rams...Recorded 41 tackles (24 solo), two interceptions, and four passes defended...Despite starting once in the regular season, started all four playoff games, including the Super Bowl LVI victory...Registered 14 tackles (11 solo), an interception off Tom Brady, and three passes defended in the postseason.
- 2020:** Played in 15 games for the Los Angeles Rams...Tallied 14 defensive tackles and two special teams stops...Made postseason debut at Seattle (1/9/21), and then started for the first time in career the next week at Green Bay (1/16/21)...Added four tackles (one solo), and a pass defended in the playoffs.
- 2019:** Played in all 16 games of his rookie season with the Los Angeles Rams, primarily contributing on special teams...Recorded two defensive tackles (one solo) and six special teams tackles.

PANTHERS

TRANSACTIONS

- Selected by the Los Angeles Rams in the seventh round (243rd overall) of the 2019 NFL Draft...Signed with the Cincinnati Bengals (3/19/23)...Released by the Cincinnati Bengals (3/13/24)...Signed with the Carolina Panthers (3/22/24)...Re-signed with the Carolina Panthers (3/24/25).

PANTHERS

COLLEGE

- Played four seasons (2015-18) at Penn State, where he spent his first season at running back before playing his last three seasons at safety...Appeared in 52 games and totaled 114 tackles (60 solo), 1.0 sack, 2.5 tackles for loss, three interceptions, five passes defended and two fumble recoveries on defense, while recording 133 yards on 30 carries and one touchdown on offense and returned 20 kickoffs for 448 yards...In 2018, appeared in 13 games and totaled 65 tackles (35 solo), one tackle for loss, 1.0 sack, one fumble recovery, three interceptions, four passes defended and one fumble recovery...In 2017, saw action in 13 games and recorded 33 tackles (17 solo), 1.5 tackles for loss and one fumble recovery...In 2016, appeared in 13 games and finished with eight tackles (three solo) and one pass defended...In 2015, played in 13 games and recorded 133 rushing yards on 30 attempts with one touchdown and four receptions for 43 yards.

NICK SCOTT'S NFL REGULAR SEASON DEFENSIVE STATISTICS

		TACKLES										INTERCEPTIONS					O. FUMB				ST				MISC		
DATE	TEAM	GP	GS	TK	S	A	TFL	YDS	SK	YDS	QBH	NO	YDS	LG	TD	PD	FF	FR	TD	YDS	TK	S	A	FF	FR	S	A
2019	Rams	16	0	2	1	1	0	0	0.0	0.0	0	0	0	0	0	0	0	0	0	0	6	5	1	0	0	0	0
2020	Rams	15	0	14	10	4	0	0	0.0	0.0	0	0	0	0	0	0	0	0	0	0	2	1	1	0	0	0	0
2021	Rams	17	1	41	24	17	0	0	0.0	0.0	0	2	3	3	0	4	0	0	0	0	6	4	2	0	0	0	0
2022	Rams	16	16	83	54	29	1	1	0.0	0.0	0	2	0	0	0	5	2	0	0	0	3	2	1	0	0	0	0
2023	Bengals	17	10	56	35	21	1	0	0.0	0.0	1	0	0	0	0	0	0	1	0	0	1	0	1	0	0	0	0
2024	Panthers	10	4	26	14	12	0	0	0.0	0.0	0	0	0	0	0	2	0	0	0	0	4	2	2	0	0	0	0
NFL TOTALS		91	31	222	138	84	2	1	0.0	0.0	1	4	3	3	0	11	2	1	0	0	22	14	8	0	0	0	0

NICK SCOTT'S NFL POSTSEASON DEFENSIVE STATISTICS

		TACKLES									INTERCEPTIONS					O. FUMB				ST				MISC				
DATE	TEAM	GP	GS	TK	S	A	TFL	YDS	SK	YDS	QBH	NO	YDS	LG	TD	PD	FF	FR	TD	YDS	TK	S	A	FF	FR	S	A	
2020	Rams	2	1	4	1	3	0	0	0.0	0.0	0	0	0	0	0	1	0	0	0	0	2	2	0	0	0	0	0	0
2021	Rams	4	4	14	11	3	0	0	0.0	0.0	0	1	0	0	0	3	0	0	0	0	0	0	0	0	0	0	0	0
NFL TOTALS		6	5	18	12	6	0	0	0.0	0.0	0	1	0	0	0	4	0	0	0	0	2	2	0	0	0	0	0	0

SINGLE-GAME HIGHS: DEFENSIVE

Total Tackles 11 at Tennessee Titans, Oct 01, 2023
...1 more at 11.
Solo Tackles 9 at Tennessee Titans, Oct 01, 2023
Passes Defensed 1 at Chicago Bears, Oct 06, 2024
...10 more at 1.

Interceptions 1 vs. Detroit Lions, Oct 24, 2021
...1 more at 1.
Interception Return Yards 3 at Seattle Seahawks, Oct 07, 2021
Special Teams Tackles 2 vs. Arizona Cardinals, Dec 22, 2024
...1 more at 2.

SINGLE-GAME HIGHS - POSTSEASON: DEFENSIVE

Total Tackles 6 vs. San Francisco 49ers, Jan 30, 2022
5 at Tampa Bay Buccaneers, Jan 23, 2022
4 at Green Bay Packers, Jan 16, 2021
2 at Cincinnati Bengals, Feb 13, 2022
1 vs. Arizona Cardinals, Jan 17, 2022
Solo Tackles 5 vs. San Francisco 49ers, Jan 30, 2022
3 at Tampa Bay Buccaneers, Jan 23, 2022
2 at Cincinnati Bengals, Feb 13, 2022
1 vs. Arizona Cardinals, Jan 17, 2022
1 at Green Bay Packers, Jan 16, 2021
Passes Defensed 2 at Tampa Bay Buccaneers, Jan 23, 2022
1 vs. Arizona Cardinals, Jan 17, 2022
1 at Seattle Seahawks, Jan 09, 2021

Interceptions 1 at Tampa Bay Buccaneers, Jan 23, 2022
Special Teams Tackles 1 at Green Bay Packers, Jan 16, 2021
1 at Seattle Seahawks, Jan 09, 2021

2024 GAME-BY-GAME REGULAR-SEASON STATISTICS (PANTHERS)

TACKLES										INTERCEPTIONS					O. FUMB				ST			MISC								
DATE	OPPONENT	P/S	TK	S	A	SK	YDS	TFL	YDS	QBH	NO	YDS	LG	TD	PD	FF	FR	TD	YDS	TK	S	A	FF	FR	S	A	W/L	SCORE		
09/08	at Saints	P	0	0	0	0.0	0.0	0	0	0	0	0	0	0	1	0	0	0	0	0	0	0	0	0	0	0	L	10-47		
09/15	Chargers	P	0	0	0	0.0	0.0	0	0	0	0	0	0	0	0	0	0	0	0	0	0	0	0	0	0	0	L	3-26		
09/22	at Raiders	P	5	4	1	0.0	0.0	0	0	0	0	0	0	0	0	0	0	0	0	1	0	1	0	0	0	0	W	36-22		
09/29	Bengals	S	5	2	3	0.0	0.0	0	0	0	0	0	0	0	0	0	0	0	0	1	1	0	0	0	0	0	L	24-34		
10/06	at Bears	S	5	0	5	0.0	0.0	0	0	0	0	0	0	0	1	0	0	0	0	0	0	0	0	0	0	0	L	10-36		
10/13	Falcons	S	5	4	1	0.0	0.0	0	0	0	0	0	0	0	0	0	0	0	0	0	0	0	0	0	0	0	L	20-38		
10/20	at Commanders	S	6	4	2	0.0	0.0	0	0	0	0	0	0	0	0	0	0	0	0	0	0	0	0	0	0	0	L	7-40		
10/27	at Broncos		INJURED RESERVE																										L	14-28
11/03	Saints		INJURED RESERVE																										W	23-22
11/10	Giants		INJURED RESERVE																										W	20-17+
11/24	Chiefs		INJURED RESERVE																										L	27-30
12/01	Buccaneers		INJURED RESERVE - DESIGNATED FOR RETURN																										L	23-26+
12/08	at Eagles		INJURED RESERVE - DESIGNATED FOR RETURN																										L	16-22
12/15	Cowboys		ON INACTIVE LIST																										L	14-30
12/22	Cardinals	P	0	0	0	0.0	0.0	0	0	0	0	0	0	0	0	0	0	0	0	2	1	1	0	0	0	0	W	36-30+		
12/29	at Buccaneers	P	0	0	0	0.0	0.0	0	0	0	0	0	0	0	0	0	0	0	0	0	0	0	0	0	0	0	L	14-48		
01/05	at Falcons	P	0	0	0	0.0	0.0	0	0	0	0	0	0	0	0	0	0	0	0	0	0	0	0	0	0	0	W	44-38+		
2024 TOTALS		10-4	26	14	12	0.0	0.0	0	0	0	0	0	0	0	2	0	0	0	0	4	2	2	0	0	0	0	0	5-12		
+ - Overtime																														

2023 GAME-BY-GAME REGULAR-SEASON STATISTICS (BENGALS)

		TACKLES								INTERCEPTIONS				O. FUMB			ST			MISC									
DATE	OPPONENT	P/S	TK	S	A	SK	YDS	TFL	YDS	QBH	NO	YDS	LG	TD	PD	FF	FR	TD	YDS	TK	S	A	FF	FR	S	A	W/L	SCORE	
09/10	at Browns	S	11	4	7	0.0	0.0	0	0	0	0	0	0	0	0	0	0	0	0	0	0	0	0	0	0	0	L	3-24	
09/17	Ravens	S	9	4	5	0.0	0.0	0	0	0	0	0	0	0	0	0	0	0	0	0	0	0	0	0	0	0	L	24-27	
09/25	Rams	S	3	3	0	0.0	0.0	0	0	1	0	0	0	0	0	0	0	0	0	0	0	0	0	0	0	0	W	19-16	
10/01	at Titans	S	11	9	2	0.0	0.0	1	0	0	0	0	0	0	0	0	0	0	0	0	0	0	0	0	0	0	L	3-27	
10/08	at Cardinals	S	3	2	1	0.0	0.0	0	0	0	0	0	0	0	0	0	0	0	0	0	0	0	0	0	0	0	W	34-20	
10/15	Seahawks	S	3	2	1	0.0	0.0	0	0	0	0	0	0	0	0	0	0	0	0	0	0	0	0	0	0	0	W	17-13	
10/29	at 49ers	S	3	2	1	0.0	0.0	0	0	0	0	0	0	0	0	0	0	0	0	0	0	0	0	0	0	0	W	31-17	
11/05	Bills	S	4	3	1	0.0	0.0	0	0	0	0	0	0	0	0	0	1	0	0	0	0	0	0	0	0	0	W	24-18	
11/12	Texans	S	3	1	2	0.0	0.0	0	0	0	0	0	0	0	0	0	0	0	0	0	0	0	0	0	0	0	L	27-30	
11/16	at Ravens	S	0	0	0	0.0	0.0	0	0	0	0	0	0	0	0	0	0	0	0	0	0	0	0	0	0	0	L	20-34	
11/26	Steelers	P	2	1	1	0.0	0.0	0	0	0	0	0	0	0	0	0	0	0	0	1	0	0	0	0	0	0	L	10-16	
12/04	at Jaguars	P	1	1	0	0.0	0.0	0	0	0	0	0	0	0	0	0	0	0	0	0	0	0	0	0	0	0	W	34-31+	
12/10	Colts	P	0	0	0	0.0	0.0	0	0	0	0	0	0	0	0	0	0	0	0	0	0	0	0	0	0	0	W	34-14	
12/16	Vikings	P	1	1	0	0.0	0.0	0	0	0	0	0	0	0	0	0	0	0	0	0	0	0	0	0	0	0	W	27-24+	
12/23	at Steelers	P	1	1	0	0.0	0.0	0	0	0	0	0	0	0	0	0	0	0	0	0	0	0	0	0	0	0	L	11-34	
12/31	at Chiefs	P	0	0	0	0.0	0.0	0	0	0	0	0	0	0	0	0	0	0	0	0	0	0	0	0	0	0	L	17-25	
01/07	Browns	P	1	1	0	0.0	0.0	0	0	0	0	0	0	0	0	0	0	0	0	0	0	0	0	0	0	0	W	31-14	
2023 TOTALS		17-10	56	35	21	0.0	0.0	1	0	1	0	0	0	0	0	0	1	0	0	1	0	1	0	0	0	0	0	9-8	
+ - Overtime																													

2022 GAME-BY-GAME REGULAR-SEASON STATISTICS (RAMS)

			TACKLES								INTERCEPTIONS					O. FUMB			ST			MISC							
DATE	OPPONENT	P/S	TK	S	A	SK	YDS	TFL	YDS	QBH	NO	YDS	LG	TD	PD	FF	FR	TD	YDS	TK	S	A	FF	FR	S	A	W/L	SCORE	
09/08	Bills	S	7	3	4	0.0	0.0	0	0	0	0	0	0	0	0	1	1	0	0	0	0	0	0	0	0	0	L	10-31	
09/18	Falcons	S	3	2	1	0.0	0.0	0	0	0	0	0	0	0	0	0	0	0	0	0	0	0	0	0	0	0	W	31-27	
09/25	at Cardinals	S	7	6	1	0.0	0.0	0	0	0	0	0	0	0	0	0	0	0	0	0	0	0	0	0	0	0	W	20-12	
10/03	at 49ers	S	4	4	0	0.0	0.0	0	0	0	0	0	0	0	0	0	0	0	0	0	0	0	0	0	0	0	L	9-24	
10/09	Cowboys	S	1	0	1	0.0	0.0	0	0	0	0	0	0	0	0	0	0	0	0	0	0	0	0	0	0	0	L	10-22	
10/16	Panthers	S	2	1	1	0.0	0.0	0	0	0	1	0	0	0	1	0	0	0	0	0	0	0	0	0	0	0	W	24-10	
10/30	49ers	S	7	2	5	0.0	0.0	0	0	0	0	0	0	0	1	0	0	0	0	1	1	0	0	0	0	0	L	14-31	
11/06	at Buccaneers	S	4	3	1	0.0	0.0	1	1	0	0	0	0	0	0	0	0	0	0	0	0	0	0	0	0	0	L	13-16	
11/13	Cardinals	S	9	8	1	0.0	0.0	0	0	0	0	0	0	0	0	1	0	0	0	0	0	0	0	0	0	0	L	17-27	
11/20	at Saints	S	5	2	3	0.0	0.0	0	0	0	0	0	0	0	0	0	0	0	0	0	0	0	0	0	0	0	L	20-27	
11/27	at Chiefs	S	7	4	3	0.0	0.0	0	0	0	1	0	0	0	1	0	0	0	0	0	0	0	0	0	0	0	L	10-26	
12/04	Seahawks	S	8	5	3	0.0	0.0	0	0	0	0	0	0	0	1	0	0	0	0	0	0	0	0	0	0	0	L	23-27	
12/08	Raiders	S	4	4	0	0.0	0.0	0	0	0	0	0	0	0	0	0	0	0	0	0	0	0	0	0	0	0	W	17-16	
12/19	at Packers	S	8	7	1	0.0	0.0	0	0	0	0	0	0	0	0	0	0	0	0	1	0	1	0	0	0	0	L	12-24	
12/25	Broncos	S	2	0	2	0.0	0.0	0	0	0	0	0	0	0	0	0	0	0	0	0	0	0	0	0	0	0	W	51-14	
01/01	at Chargers	S	5	3	2	0.0	0.0	0	0	0	0	0	0	0	0	0	0	0	0	1	1	0	0	0	0	0	L	10-31	
01/08	at Seahawks		DID NOT PLAY																							L	16-19+		
2022 TOTALS			16-16	83	54	29	0.0	0.0	1	1	0	2	0	0	0	5	2	0	0	0	3	2	1	0	0	0	0	5-12	
+ - Overtime																													

2021 GAME-BY-GAME REGULAR-SEASON STATISTICS (RAMS)

			TACKLES							INTERCEPTIONS					O. FUMB			ST			MISC								
DATE	OPPONENT	P/S	TK	S	A	SK	YDS	TFL	YDS	QBH	NO	YDS	LG	TD	PD	FF	FR	TD	YDS	TK	S	A	FF	FR	S	A	W/L	SCORE	
09/12	Bears	P	0	0	0	0.0	0.0	0	0	0	0	0	0	0	0	0	0	0	0	1	1	0	0	0	0	0	W	34-14	
09/19	at Colts	P	1	1	0	0.0	0.0	0	0	0	0	0	0	0	0	0	0	0	0	0	0	0	0	0	0	0	W	27-24	
09/26	Buccaneers	P	2	1	1	0.0	0.0	0	0	0	0	0	0	0	0	0	0	0	0	0	0	0	0	0	0	0	W	34-24	
10/03	Cardinals	P	0	0	0	0.0	0.0	0	0	0	0	0	0	0	0	0	0	0	0	0	0	0	0	0	0	0	L	20-37	
10/07	at Seahawks	P	4	3	1	0.0	0.0	0	0	0	1	3	3	0	1	0	0	0	0	1	0	1	0	0	0	0	0	W	26-17
10/17	at Giants	P	2	0	2	0.0	0.0	0	0	0	0	0	0	0	0	0	0	0	0	0	0	0	0	0	0	0	W	38-11	
10/24	Lions	P	3	2	1	0.0	0.0	0	0	0	1	0	0	0	1	0	0	0	0	0	0	0	0	0	0	0	W	28-19	
10/31	at Texans	P	1	0	1	0.0	0.0	0	0	0	0	0	0	0	0	0	0	0	0	1	1	0	0	0	0	0	W	38-22	
11/07	Titans	P	0	0	0	0.0	0.0	0	0	0	0	0	0	0	0	0	0	0	0	1	1	0	0	0	0	0	L	16-28	
11/15	at 49ers	P	2	1	1	0.0	0.0	0	0	0	0	0	0	0	0	0	0	0	0	0	0	0	0	0	0	0	L	10-31	
11/28	at Packers	P	4	3	1	0.0	0.0	0	0	0	0	0	0	0	1	0	0	0	0	1	0	1	0	0	0	0	L	28-36	
12/05	Jaguars	P	3	2	1	0.0	0.0	0	0	0	0	0	0	0	0	0	0	0	0	0	0	0	0	0	0	0	W	37-7	
12/13	at Cardinals	P	4	3	1	0.0	0.0	0	0	0	0	0	0	0	0	0	0	0	0	0	0	0	0	0	0	0	W	30-23	
12/21	Seahawks	S	4	2	2	0.0	0.0	0	0	0	0	0	0	0	0	0	0	0	0	0	0	0	0	0	0	0	W	20-10	
12/26	at Vikings	P	3	1	2	0.0	0.0	0	0	0	0	0	0	0	0	0	0	0	0	0	0	0	0	0	0	0	W	30-23	
01/02	at Ravens	P	3	2	1	0.0	0.0	0	0	0	0	0	0	0	0	0	0	0	0	1	1	0	0	0	0	0	W	20-19	
01/09	49ers	P	5	3	2	0.0	0.0	0	0	0	0	0	0	0	1	0	0	0	0	0	0	0	0	0	0	0	L	24-27+	
2021 TOTALS			17-1	41	24	17	0.0	0.0	0	0	0	2	3	3	0	4	0	0	0	0	6	4	2	0	0	0	0	12-5	
+ - Overtime																													

2020 GAME-BY-GAME REGULAR-SEASON STATISTICS (RAMS)

			TACKLES							INTERCEPTIONS					O. FUMB			ST			MISC								
DATE	OPPONENT	P/S	TK	S	A	SK	YDS	TFL	YDS	QBH	NO	YDS	LG	TD	PD	FF	FR	TD	YDS	TK	S	A	FF	FR	S	A	W/L	SCORE	
09/13	Cowboys	P	0	0	0	0.0	0.0	0	0	0	0	0	0	0	0	0	0	0	0	0	0	0	0	0	0	0	W	20-17	
09/20	at Eagles	P	0	0	0	0.0	0.0	0	0	0	0	0	0	0	0	0	0	0	0	0	0	0	0	0	0	0	W	37-19	
09/27	at Bills	P	0	0	0	0.0	0.0	0	0	0	0	0	0	0	0	0	0	0	0	0	0	0	0	0	0	0	L	32-35	
10/04	Giants	P	0	0	0	0.0	0.0	0	0	0	0	0	0	0	0	0	0	0	0	0	0	0	0	0	0	0	W	17-9	
10/11	at Football Team	P	0	0	0	0.0	0.0	0	0	0	0	0	0	0	0	0	0	0	0	0	0	0	0	0	0	0	W	30-10	
10/18	at 49ers	P	0	0	0	0.0	0.0	0	0	0	0	0	0	0	0	0	0	0	0	0	0	0	0	0	0	0	L	16-24	
10/26	Bears	P	1	1	0	0.0	0.0	0	0	0	0	0	0	0	0	0	0	0	0	0	0	0	0	0	0	0	W	24-10	
11/01	at Dolphins	P	1	1	0	0.0	0.0	0	0	0	0	0	0	0	0	0	0	0	0	0	0	0	0	0	0	0	L	17-28	
11/15	Seahawks	P	2	2	0	0.0	0.0	0	0	0	0	0	0	0	0	0	0	0	0	0	0	0	0	0	0	0	W	23-16	
11/23	at Buccaneers	P	3	2	1	0.0	0.0	0	0	0	0	0	0	0	0	0	0	0	0	0	0	0	0	0	0	0	W	27-24	
11/29	49ers	P	5	2	3	0.0	0.0	0	0	0	0	0	0	0	0	0	0	0	0	0	0	0	0	0	0	0	L	20-23	
12/06	at Cardinals	P	1	1	0	0.0	0.0	0	0	0	0	0	0	0	0	0	0	0	0	0	0	0	0	0	0	0	W	38-28	
12/10	Patriots	P	0	0	0	0.0	0.0	0	0	0	0	0	0	0	0	0	0	0	0	1	0	1	0	0	0	0	W	24-3	
12/20	Jets		DID NOT PLAY																									L	20-23
12/27	at Seahawks	P	1	1	0	0.0	0.0	0	0	0	0	0	0	0	0	0	0	0	0	0	0	0	0	0	0	0	L	9-20	
01/03	Cardinals	P	0	0	0	0.0	0.0	0	0	0	0	0	0	0	0	0	0	0	0	1	1	0	0	0	0	0	W	18-7	
2020 TOTALS			15-0	14	10	4	0.0	0.0	0	0	0	0	0	0	0	0	0	0	0	2	1	1	0	0	0	0	0	10-6	

2019 GAME-BY-GAME REGULAR-SEASON STATISTICS (RAMS)

			TACKLES							INTERCEPTIONS					O. FUMB			ST			MISC							
DATE	OPPONENT	P/S	TK	S	A	SK	YDS	TFL	YDS	QBH	NO	YDS	LG	TD	PD	FF	FR	TD	YDS	TK	S	A	FF	FR	S	A	W/L	SCORE
09/08	at Panthers	P	0	0	0	0.0	0.0	0	0	0	0	0	0	0	0	0	0	0	0	0	0	0	0	0	0	0	W	30-27
09/15	Saints	P	0	0	0	0.0	0.0	0	0	0	0	0	0	0	0	0	0	0	0	2	2	0	0	0	0	0	W	27-9
09/22	at Browns	P	0	0	0	0.0	0.0	0	0	0	0	0	0	0	0	0	0	0	0	0	0	0	0	0	0	0	W	20-13
09/29	Buccaneers	P	0	0	0	0.0	0.0	0	0	0	0	0	0	0	0	0	0	0	0	0	0	0	0	0	0	0	L	40-55
10/03	at Seahawks	P	0	0	0	0.0	0.0	0	0	0	0	0	0	0	0	0	0	0	0	0	0	0	0	0	0	0	L	29-30
10/13	49ers	P	0	0	0	0.0	0.0	0	0	0	0	0	0	0	0	0	0	0	0	1	1	0	0	0	0	0	L	7-20
10/20	at Falcons	P	0	0	0	0.0	0.0	0	0	0	0	0	0	0	0	0	0	0	0	0	0	0	0	0	0	0	W	37-10
10/27	Bengals	P	0	0	0	0.0	0.0	0	0	0	0	0	0	0	0	0	0	0	0	0	0	0	0	0	0	0	W	24-10
11/10	at Steelers	P	0	0	0	0.0	0.0	0	0	0	0	0	0	0	0	0	0	0	0	0	0	0	0	0	0	0	L	12-17
11/17	Bears	P	0	0	0	0.0	0.0	0	0	0	0	0	0	0	0	0	0	0	0	1	1	0	0	0	0	0	W	17-7
11/25	Ravens	P	0	0	0	0.0	0.0	0	0	0	0	0	0	0	0	0	0	0	0	1	0	1	0	0	0	0	L	6-45
12/01	at Cardinals	P	2	1	1	0.0	0.0	0	0	0	0	0	0	0	0	0	0	0	0	0	0	0	0	0	0	0	W	34-7
12/08	Seahawks	P	0	0	0	0.0	0.0	0	0	0	0	0	0	0	0	0	0	0	0	0	0	0	0	0	0	0	W	28-12
12/15	at Cowboys	P	0	0	0	0.0	0.0	0	0	0	0	0	0	0	0	0	0	0	0	0	0	0	0	0	0	0	L	21-44
12/21	at 49ers	P	0	0	0	0.0	0.0	0	0	0	0	0	0	0	0	0	0	0	0	1	1	0	0	0	0	0	L	31-34
12/29	Cardinals	P	0	0	0	0.0	0.0	0	0	0	0	0	0	0	0	0	0	0	0	0	0	0	0	0	0	0	W	31-24
2019 TOTALS			16-0	2	1	1	0.0	0.0	0	0	0	0	0	0	0	0	0	0	0	6	5	1	0	0	0	0	0	9-7

2021 GAME-BY-GAME POSTSEASON STATISTICS (RAMS)

DATE	OPPONENT	P/S	TACKLES							INTERCEPTIONS					O. FUMB			ST			MISC			SCORE				
			TK	S	A	SK	YDS	TFL	YDS	QBH	NO	YDS	LG	TD	PD	FF	FR	TD	YDS	TK	S	A	FF		FR	S	A	W/L
01/17	Cardinals	S	1	1	0	0.0	0.0	0	0	0	0	0	0	0	1	0	0	0	0	0	0	0	0	0	0	W	34-11	
01/23	at Buccaneers	S	5	3	2	0.0	0.0	0	0	0	1	0	0	0	2	0	0	0	0	0	0	0	0	0	0	W	30-27	
01/30	49ers	S	6	5	1	0.0	0.0	0	0	0	0	0	0	0	0	0	0	0	0	0	0	0	0	0	0	W	20-17	
02/13	at Bengals	S	2	2	0	0.0	0.0	0	0	0	0	0	0	0	0	0	0	0	0	0	0	0	0	0	0	W	23-20	
2021 TOTALS		4-4	14	11	3	0.0	0.0	0	0	0	1	0	0	0	3	0	0	0	0	0	0	0	0	0	0	0	4-0	

2020 GAME-BY-GAME POSTSEASON STATISTICS (RAMS)

			TACKLES							INTERCEPTIONS					O. FUMB			ST			MISC								
DATE	OPPONENT	P/S	TK	S	A	SK	YDS	TFL	YDS	QBH	NO	YDS	LG	TD	PD	FF	FR	TD	YDS	TK	S	A	FF	FR	S	A	W/L	SCORE	
01/09	at Seahawks	P	0	0	0	0.0	0.0	0	0	0	0	0	0	0	1	0	0	0	0	1	1	0	0	0	0	0	W	30-20	
01/16	at Packers	S	4	1	3	0.0	0.0	0	0	0	0	0	0	0	0	0	0	0	0	1	1	0	0	0	0	0	L	18-32	
2020 TOTALS		2-1	4	1	3	0.0	0.0	0	0	0	0	0	0	0	1	0	0	0	0	2	2	0	0	0	0	0	0	1-1	



AINIYAS
SMITH

WIDE RECEIVER | (uh-NYE-us)

80

Hometown: Sugar Land, Texas

College: Texas A&M

Acquired: FA-25

HT5'9"

WT176


AGE24


1

2


PANTHERS
CAREER HIGHLIGHTS

PRO CAREER

 Won Super Bowl LIX as a member of the Philadelphia Eagles in 2024.


 Played in seven games with one start for the Eagles in 2024, catching seven passes for 41 yards (5.9 avg.) and a TD.

YEAR-BY-YEAR

 **2024:** Played in seven games with one start for the Eagles, recording seven receptions for 41 yards (5.9 avg.) and a TD...Logged his first career touchdown on a 15-yard pass from QB Tanner McKee vs. N.Y. Giants (Jan. 5).


PANTHERS

TRANSACTIONS

 Selected by the Philadelphia Eagles in the fifth round (152nd overall) of the 2024 NFL Draft...Waived by the Philadelphia Eagles (8/26/25)...Signed to the Carolina Panthers practice squad (8/28/25).

PANTHERS

COLLEGE

 Played in 50 games in five seasons at Texas A&M (2019-23), recording 180 receptions for 2,407 yards (13.4 avg.) and 19 TDs and 72 carries for 405 yards (5.6 avg.) and four TDs...Added 20 kickoff returns for 360 yards (18.0 avg.) and 82 punt returns for 836 yards (10.2 avg.) and two TDs...Finished his career as the only SEC player to record 2,000+ receiving yards, 250+ rushing yards, 250+ punt return yards and 250+ kickoff return yards...Played in 12 games in 2023, registering a career-best 53 receptions for a career-high 795 receiving yards (15.0 avg.) and two TDs...Added five rushes for 21 yards (4.2 avg.), 20 punt returns for a career-high 285 yards (14.3 avg.) and a TD and seven kickoff returns for 103 yards (14.7 avg.)...Led the team in all-purpose yards (1,204), receiving yards (795) and punt return yards (285)...Earned All-SEC first team honors as an all-purpose player and return specialist...Started the first four games of the season in 2022 before sustaining a season-ending injury...Recorded 15 receptions for 291 yards (19.4 avg.) and two TDs, three carries for 11 yards (3.7 avg.) and eight punt returns for 27 yards (3.4 avg.)...Started all 12 games in 2021, logging 47 receptions for 509 yards (10.8 avg.) and six TDs...Rushed eight times for 26 yards (3.3 avg.)...Returned 23 punts for 259 yards (11.3 avg.)...Served as a season-long team captain for the Aggies...Appeared in all 10 games with six starts in 2020, recording 43 receptions for 564 yards (13.1 avg.) and six TDs...Posted a career-best 49 carries for a career-high 293 rushing yards (5.9 avg.) and four TDs...Returned 15 punts for 75 yards (5.0 avg.)...Played in 12 games with three starts as a true freshman in 2019, posting 22 receptions for 248 yards (11.3 avg.) and three TDs...Added seven carries for 54 yards (7.7 avg.)...Logged 16 punt returns for 190 yards (11.9 avg.) and 13 kickoff returns for 257 yards (19.8 avg.)...Attended Fort Bend Dulles High School in Missouri City, Texas.

AINIYAS SMITH'S NFL REGULAR SEASON RUSHING/RECEIVING STATISTICS

DATE	TEAM	GP	GS	RECEIVING				TD	RUSHING				TD
				NO.	YDS.	AVG.	LG		NO.	YDS.	AVG.	LG	
2024	Eagles	7	1	7	41	5.9	15t	1	2	6	3.0	4	0
2025	Eagles	0	0	0	0	0.0	0	0	0	0	0.0	0	0
NFL TOTALS		7	1	7	41	5.9	15T	1	2	6	3.0	4	0

AINIYAS SMITH'S NFL POSTSEASON RUSHING/RECEIVING STATISTICS

DATE	TEAM	GP	GS	RECEIVING				TD	RUSHING				TD
				NO.	YDS.	AVG.	LG		NO.	YDS.	AVG.	LG	
2024	Eagles	0	0	0	0	0.0	0	0	0	0	0.0	0	0
NFL TOTALS		0	0	0	0	0.0	0	0	0	0	0.0	0	0

AINIYAS SMITH'S NFL REGULAR SEASON RETURN STATISTICS


DATE	TEAM	KICKOFF RETURNS			TD
		RET.	YDS.	AVG.	
2024	Eagles	1	17	17.0	0
2025	Eagles	0	0	0.0	0
NFL TOTALS		1	17	17.0	0

2025 GAME-BY-GAME REGULAR-SEASON STATISTICS (EAGLES)

DATE	OPPONENT	P/S	RECEIVING					RUSHING					TD	W/L	SCORE
			NO.	YDS.	AVG.	LG	TD	NO.	YDS.	AVG.	LG	TD			
09/04	Cowboys		DID NOT PLAY											W	24-20
2025 TOTALS			0-0	0	0	0.0	0	0	0	0.0	0	0		1-0	

2024 GAME-BY-GAME REGULAR-SEASON STATISTICS (EAGLES)

DATE	OPPONENT	P/S	RECEIVING					RUSHING					TD	W/L	SCORE
			NO.	YDS.	AVG.	LG	TD	NO.	YDS.	AVG.	LG	TD			
09/06	Packers		INJURED RESERVE											W	34-29
09/16	Falcons		INJURED RESERVE											L	21-22
09/22	at Saints		INJURED RESERVE											W	15-12
09/29	at Buccaneers		INJURED RESERVE											L	16-33
10/13	Browns		INJURED RESERVE											W	20-16
10/20	at Giants		INJURED RESERVE											W	28-3
10/27	at Bengals	P	0	0	0.0	0	0	0	0	0.0	0	0		W	37-17
11/03	Jaguars	P	1	0	0.0	0	0	1	2	2.0	2	0		W	28-23
11/10	at Cowboys	P	2	6	3.0	5	0	0	0	0.0	0	0		W	34-6
11/14	Commanders	P	0	0	0.0	0	0	0	0	0.0	0	0		W	26-18
11/24	at Rams	S	0	0	0.0	0	0	0	0	0.0	0	0		W	37-20
12/01	at Ravens		DID NOT PLAY (NON-INJURY)											W	24-19
12/08	Panthers		DID NOT PLAY (NON-INJURY)											W	22-16
12/15	Steelers		DID NOT PLAY (NON-INJURY)											W	27-13
12/22	at Commanders		DID NOT PLAY (NON-INJURY)											L	33-36
12/29	Cowboys	P	0	0	0.0	0	0	0	0	0.0	0	0		W	41-7
01/05	Giants	P	4	35	8.8	15t	1	1	4	4.0	4	0		W	20-13
2024 TOTALS			7-1	7	41	5.9	15T	1	2	6	3.0	4	0	14-3	



CHAU
SMITH-WADE

26

CORNERBACK | (Shaw)

Hometown: Denver, Colo.

College: Washington State

Acquired: D5-24

HT5'11"

WT176

AGE22

2

2

PANTHERS

CAREER HIGHLIGHTS

PRO CAREER

- In 14 career games (four starts), has notched 36 tackles (22 solo), one interception, one tackle for loss, one pass defended, and one forced fumble...Has added three special teams tackles (two solo).
- Caught first-career interception in Week 13 against Tampa Bay, becoming the first Panthers rookie with an interception since Jaycee Horn in 2021 (Week 2, NO).

PANTHERS

TRANSACTIONS

- Selected by the Carolina Panthers in the fifth round (157th overall) of the 2024 NFL Draft (4/27/24).

PANTHERS

COLLEGE

- Appeared in 32 career games (19 starts) during his time at Washington State (2020-23)...Finished his career with 102 total tackles, six tackles for loss, three forced fumbles, 18 passes defended and three interceptions...Started in the first seven games of 2023 before missing the final five due to injury...Posted 35 total tackles, two tackles for loss and six passes defended...Recorded a season-high seven tackles on two occasions - in the season opener at Colorado State and in a home win over Oregon State...In 2022, named All-Pac 12 Conference Honorable Mention after recording 43 total tackles with two tackles for loss, three forced fumbles and one fumble recovery...Tallied eight passes defended and two interceptions...In 2021, appeared in 11 games on the season with one start...Totalled 16 tackles, one interception and three passes defended...Appeared in two games during the 2020 season, recording eight tackles, including one tackle for loss and one pass defended.

CHAU SMITH-WADE'S NFL REGULAR SEASON DEFENSIVE STATISTICS

		TACKLES										INTERCEPTIONS						O. FUMB				ST			MISC		
DATE	TEAM	GP	GS	TK	S	A	TFL	YDS	SK	YDS	QBH	NO	YDS	LG	TD	PD	FF	FR	TD	YDS	TK	S	A	FF	FR	S	A
2024	Panthers	14	4	36	22	14	1	1	0.0	0.0	0	1	3	3	0	1	1	0	0	0	3	2	1	0	0	0	0
NFL TOTALS		14	4	36	22	14	1	1	0.0	0.0	0	1	3	3	0	1	1	0	0	0	3	2	1	0	0	0	0

SINGLE-GAME HIGHS: DEFENSIVE

Total Tackles

8 vs. Tampa Bay Buccaneers, Dec 01, 2024
...1 more at 8.

Solo Tackles

6 vs. Tampa Bay Buccaneers, Dec 01, 2024

Passes Defensed

1 vs. Tampa Bay Buccaneers, Dec 01, 2024

Tackles For Loss Interceptions

1 vs. Arizona Cardinals, Dec 22, 2024
1 vs. Tampa Bay Buccaneers, Dec 01, 2024

Special Teams Tackles

1 vs. Atlanta Falcons, Oct 13, 2024
...1 more at 1.

2024 GAME-BY-GAME REGULAR-SEASON STATISTICS (PANTHERS)

			TACKLES							INTERCEPTIONS				O. FUMB			ST			MISC								
DATE	OPPONENT	P/S	TK	S	A	SK	YDS	TFL	YDS	QBH	NO	YDS	LG	TD	PD	FF	FR	TD	YDS	TK	S	A	FF	FR	S	A	W/L	SCORE
09/08	at Saints	P	0	0	0	0.0	0.0	0	0	0	0	0	0	0	0	0	0	0	0	1	0	1	0	0	0	0	L	10-47
09/15	Chargers		ON INACTIVE LIST																							L	3-26	
09/22	at Raiders	P	0	0	0	0.0	0.0	0	0	0	0	0	0	0	0	0	0	0	0	0	0	0	0	0	0	W	36-22	
09/29	Bengals	P	0	0	0	0.0	0.0	0	0	0	0	0	0	0	0	0	0	0	0	0	0	0	0	0	0	L	24-34	
10/06	at Bears	S	2	0	2	0.0	0.0	0	0	0	0	0	0	0	0	0	0	0	0	0	0	0	0	0	0	L	10-36	
10/13	Falcons	P	0	0	0	0.0	0.0	0	0	0	0	0	0	0	0	0	0	0	0	1	1	0	0	0	0	L	20-38	
10/20	at Commanders	P	8	5	3	0.0	0.0	0	0	0	0	0	0	0	0	0	0	0	0	0	0	0	0	0	0	L	7-40	
10/27	at Broncos	P	4	2	2	0.0	0.0	0	0	0	0	0	0	0	0	0	0	0	0	0	0	0	0	0	0	L	14-28	
11/03	Saints	P	5	3	2	0.0	0.0	0	0	0	0	0	0	0	0	0	0	0	0	1	1	0	0	0	0	W	23-22	
11/10	Giants	P	0	0	0	0.0	0.0	0	0	0	0	0	0	0	0	0	0	0	0	0	0	0	0	0	0	W	20-17+	
11/24	Chiefs	P	0	0	0	0.0	0.0	0	0	0	0	0	0	0	0	0	0	0	0	0	0	0	0	0	0	L	27-30	
12/01	Buccaneers	P	8	6	2	0.0	0.0	0	0	0	1	3	3	0	1	0	0	0	0	0	0	0	0	0	0	L	23-26+	
12/08	at Eagles	S	4	3	1	0.0	0.0	0	0	0	0	0	0	0	0	1	0	0	0	0	0	0	0	0	0	L	16-22	
12/15	Cowboys	S	0	0	0	0.0	0.0	0	0	0	0	0	0	0	0	0	0	0	0	0	0	0	0	0	0	L	14-30	
12/22	Cardinals	S	5	3	2	0.0	0.0	1	1	0	0	0	0	0	0	0	0	0	0	0	0	0	0	0	0	W	36-30+	
12/29	at Buccaneers		INJURED RESERVE																							L	14-48	
01/05	at Falcons		INJURED RESERVE																							W	44-38+	
2024 TOTALS		14-4	36	22	14	0.0	0.0	1	1	0	1	3	3	0	1	1	0	0	0	3	2	1	0	0	0	0	5-12	
+ - Overtime																												



TOMMY TREMBLE

TIGHT END

82

Hometown: Peachtree Corners, Ga.

College: Notre Dame

Acquired: D3b-21

HT6'4"

WT250

AGE25

5

5

PANTHERS

CAREER HIGHLIGHTS

- In 64 games for the Panthers, has made 34 starts...Caught 85 passes for 782 yards with nine touchdowns...Also rushed three times for 11 yards with a score...Added seven special teams tackles (three solo).
- Among tight ends in Panthers history, ranks in the top-ten in touchdown catches (tied for fourth), receptions (seventh), catches of 25+ yards (four - tied for eighth), receiving yards (ninth) and receiving first downs (41 - ninth).
- In Week 3 of 2021 against Houston, became the youngest tight end (21 years, 113 days old) to score a rushing touchdown in NFL history (NFL Media Research).

YEAR-BY-YEAR

- 2024:** Appeared in 12 games (11 starts) for the Panthers...Reeled in 23 receptions for a career-high 234 yards and two touchdowns...Recorded first touchdown reception of the season against Philadelphia (12/8) and second at the Falcons (1/5/25), the 10th touchdown of career.
- 2023:** Played in 16 games (eight starts) for the Panthers...Notched a career-high 23 receptions for 194 yards and three touchdowns.
- 2022:** Saw action in all 17 games (four starts) for the Panthers...Recorded 19 catches for 174 yards and three touchdowns.
- 2021:** As a rookie, played in all but one game (11 starts) for the Panthers...Finished the season with 20 catches for 180 yards and two touchdowns (one receiving, one rushing)...Thursday Night at Houston (9/23), scored first-career rushing touchdown, a seven-yard rushing touchdown, and became the youngest tight end (21 years, 113 days old) to score a rushing touchdown in NFL history (NFL Media Research).

PANTHERS

TRANSACTIONS

- Selected by the Carolina Panthers in the third round (83rd overall) of the 2021 NFL Draft (4/30/21)...Signed two-year contract extension with the Carolina Panthers (3/11/25).

PANTHERS

COLLEGE

- Played two seasons at Notre Dame (2019-20)...Tallied 401 receiving yards on 35 receptions with four touchdowns in his career...Earned All-ACC honorable mention honors in 2020...An effective blocker, Tremble helped lead the Fighting Irish to the ACC Championship game in 2020...Ranked thirteenth overall in the ACC in total receiving yards (103), fifteenth in receptions per game (4.0) and eighteenth in receiving yards per game (51.5)...Averaged 53.5 all-purpose yards per game, the third-highest figure on the team...In 2019, played in all 13 games and ranked fourth on the team with 16 catches for 183 yards and four touchdowns.

TOMMY TREMBLE'S NFL REGULAR SEASON RUSHING/RECEIVING STATISTICS

DATE	TEAM	GP	GS	RECEIVING					RUSHING				
				NO.	YDS.	AVG.	LG	TD	NO.	YDS.	AVG.	LG	TD
2021	Panthers	16	11	20	180	9.0	30	1	3	11	3.7	7t	1
2022	Panthers	17	4	19	174	9.2	29t	3	0	0	0.0	0	0
2023	Panthers	16	8	23	194	8.4	30	3	0	0	0.0	0	0
2024	Panthers	12	11	23	234	10.2	38	2	0	0	0.0	0	0
NFL TOTALS		61	34	85	782	9.2	38	9	3	11	3.7	7T	1

TOMMY TREMBLE'S NFL REGULAR SEASON RETURN STATISTICS

KICKOFF RETURNS						
DATE	TEAM	RET.	YDS.	AVG.	LG	TD
2021	Panthers	1	21	21.0	21	0
2022	Panthers	1	8	8.0	8	0
2023	Panthers	0	0	0.0	0	0
2024	Panthers	0	0	0.0	0	0
NFL TOTALS		2	29	14.5	21	0

SINGLE-GAME HIGHS: RUSHING/RECEIVING

Rush Attempts 1 at Tampa Bay Buccaneers, Jan 09, 2022
...2 more at 1.

Rushing Yards 7 at Houston Texans, Sep 23, 2021

Longest Runs 71 at Houston Texans, Sep 23, 2021

Rushing TDs 1 at Houston Texans, Sep 23, 2021

Receptions 5 vs. Tampa Bay Buccaneers, Dec 01, 2024

Receiving Yards 77 vs. Tampa Bay Buccaneers, Dec 01, 2024

Receiving Average 15.4 vs. Tampa Bay Buccaneers, Dec 01, 2024

Longest Receptions 38 vs. Tampa Bay Buccaneers, Dec 01, 2024

Receiving TDs 1 at Philadelphia Eagles, Dec 08, 2024
...7 more at 1.

All-Purpose Yards 77 vs. Tampa Bay Buccaneers, Dec 01, 2024

Kickoff Returns 1 at Cincinnati Bengals, Nov 06, 2022
...1 more at 1.

Kickoff Return Yards 21 vs. New York Jets, Sep 12, 2021

Longest Kickoff Return 21 vs. New York Jets, Sep 12, 2021

Special Teams Tackles 1 at Seattle Seahawks, Sep 24, 2023
...5 more at 1.

Most TDs 1 at Atlanta Falcons, Jan 05, 2025
...9 more at 1.

Miscellaneous Tackles 2 at Cincinnati Bengals, Nov 06, 2022

2024 GAME-BY-GAME REGULAR-SEASON STATISTICS (PANTHERS)

RECEIVING								RUSHING								
DATE	OPPONENT	P/S	NO.	YDS.	AVG.	LG	TD	NO.	YDS.	AVG.	LG	TD	W/L	SCORE		
09/08	at Saints		ON INACTIVE LIST													
09/15	Chargers	S	3	23	7.7	12	0	0	0	0.0	0	0	L	10-47		
09/22	at Raiders	S	3	29	9.7	20	0	0	0	0.0	0	0	W	36-22		
09/29	Bengals	S	0	0	0.0	0	0	0	0	0.0	0	0	L	24-34		
10/06	at Bears	S	1	7	7.0	7	0	0	0	0.0	0	0	L	10-36		
10/13	Falcons		ON INACTIVE LIST													
10/20	at Commanders		ON INACTIVE LIST													
10/27	at Broncos	S	2	13	6.5	8	0	0	0	0.0	0	0	L	14-28		
11/03	Saints		ON INACTIVE LIST													
11/10	Giants		ON INACTIVE LIST													
11/24	Chiefs	P	1	5	5.0	5	0	0	0	0.0	0	0	L	27-30		
12/01	Buccaneers	S	5	77	15.4	38	0	0	0	0.0	0	0	L	23-26+		
12/08	at Eagles	S	1	3	3.0	3t	1	0	0	0.0	0	0	L	16-22		
12/15	Cowboys	S	2	15	7.5	8	0	0	0	0.0	0	0	L	14-30		
12/22	Cardinals	S	3	32	10.7	15	0	0	0	0.0	0	0	W	36-30+		
12/29	at Buccaneers	S	0	0	0.0	0	0	0	0	0.0	0	0	L	14-48		
01/05	at Falcons	S	2	30	15.0	18	1	0	0	0.0	0	0	W	44-38+		
2024 TOTALS		12-11	23	234	10.2	38	2	0	0	0.0	0	0	5-12			
+ - Overtime																

2023 GAME-BY-GAME REGULAR-SEASON STATISTICS (PANTHERS)

RECEIVING								RUSHING							
DATE	OPPONENT	P/S	NO.	YDS.	AVG.	LG	TD	NO.	YDS.	AVG.	LG	TD	W/L	SCORE	
09/10	at Falcons	P	0	0	0.0	0	0	0	0	0.0	0	0	L	10-24	
09/18	Saints	P	0	0	0.0	0	0	0	0	0.0	0	0	L	17-20	
09/24	at Seahawks	S	1	15	15.0	15	0	0	0	0.0	0	0	L	27-37	
10/01	Vikings	P	0	0	0.0	0	0	0	0	0.0	0	0	L	13-21	
10/08	at Lions	P	1	1	1.0	1t	1	0	0	0.0	0	0	L	24-42	
10/15	at Dolphins	P	2	25	12.5	21	0	0	0	0.0	0	0	L	21-42	
10/29	Texans	P	2	4	2.0	3	1	0	0	0.0	0	0	W	15-13	
11/05	Colts	P	2	12	6.0	11	0	0	0	0.0	0	0	L	13-27	
11/09	at Bears	P	3	16	5.3	11	0	0	0	0.0	0	0	L	13-16	
11/19	Cowboys	S	1	4	4.0	4t	1	0	0	0.0	0	0	L	10-33	
11/26	at Titans	S	1	7	7.0	7	0	0	0	0.0	0	0	L	10-17	
12/03	at Buccaneers		ON INACTIVE LIST											L	18-21
12/10	at Saints	S	1	2	2.0	2	0	0	0	0.0	0	0	L	6-28	
12/17	Falcons	S	2	32	16.0	19	0	0	0	0.0	0	0	W	9-7	
12/24	Packers	S	4	59	14.8	30	0	0	0	0.0	0	0	L	30-33	
12/31	at Jaguars	S	1	6	6.0	6	0	0	0	0.0	0	0	L	0-26	
01/07	Buccaneers	S	2	11	5.5	7	0	0	0	0.0	0	0	L	0-9	
2023 TOTALS		16-8	23	194	8.4	30	3	0	0	0.0	0	0	2-15		

2022 GAME-BY-GAME REGULAR-SEASON STATISTICS (PANTHERS)

DATE	OPPONENT	P/S	RECEIVING					RUSHING					W/L	SCORE
			NO.	YDS.	AVG.	LG	TD	NO.	YDS.	AVG.	LG	TD		
09/11	Browns	P	1	1	1.0	1	0	0	0	0.0	0	0	L	24-26
09/18	at Giants	P	0	0	0.0	0	0	0	0	0.0	0	0	L	16-19
09/25	Saints	P	1	7	7.0	7	0	0	0	0.0	0	0	W	22-14
10/02	Cardinals	P	3	34	11.3	16	0	0	0	0.0	0	0	L	16-26
10/09	49ers	S	0	0	0.0	0	0	0	0	0.0	0	0	L	15-37
10/16	at Rams	P	0	0	0.0	0	0	0	0	0.0	0	0	L	10-24
10/23	Buccaneers	P	1	29	29.0	29t	1	0	0	0.0	0	0	W	21-3
10/30	at Falcons	S	2	17	8.5	9	0	0	0	0.0	0	0	L	34-37+
11/06	at Bengals	S	2	11	5.5	8t	1	0	0	0.0	0	0	L	21-42
11/10	Falcons	P	0	0	0.0	0	0	0	0	0.0	0	0	W	25-15
11/20	at Ravens	P	0	0	0.0	0	0	0	0	0.0	0	0	L	3-13
11/27	Broncos	P	1	2	2.0	2	0	0	0	0.0	0	0	W	23-10
12/11	at Seahawks	P	0	0	0.0	0	0	0	0	0.0	0	0	W	30-24
12/18	Steelers	S	2	20	10.0	17	0	0	0	0.0	0	0	L	16-24
12/24	Lions	P	2	18	9.0	18	0	0	0	0.0	0	0	W	37-23
01/01	at Buccaneers	P	3	33	11.0	17t	1	0	0	0.0	0	0	L	24-30
01/08	at Saints	P	1	2	2.0	2	0	0	0	0.0	0	0	W	10-7
2022 TOTALS		17-4	19	174	9.2	29T	3	0	0	0.0	0	0	7-10	
+ - Overtime														

2021 GAME-BY-GAME REGULAR-SEASON STATISTICS (PANTHERS)

DATE	OPPONENT	P/S	RECEIVING					RUSHING					W/L	SCORE
			NO.	YDS.	AVG.	LG	TD	NO.	YDS.	AVG.	LG	TD		
09/12	Jets	P	0	0	0.0	0	0	0	0	0.0	0	0	W	19-14
09/19	Saints	S	0	0	0.0	0	0	0	0	0.0	0	0	W	26-7
09/23	at Texans	P	1	30	30.0	30	0	1	7	7.0	7t	1	W	24-9
10/03	at Cowboys	S	0	0	0.0	0	0	0	0	0.0	0	0	L	28-36
10/10	Eagles	S	2	12	6.0	7	1	0	0	0.0	0	0	L	18-21
10/17	Vikings	S	0	0	0.0	0	0	1	0	0.0	0	0	L	28-34+
10/24	at Giants	S	2	12	6.0	9	0	0	0	0.0	0	0	L	3-25
10/31	at Falcons	S	3	18	6.0	13	0	0	0	0.0	0	0	W	19-13
11/07	Patriots	S	1	6	6.0	6	0	0	0	0.0	0	0	L	6-24
11/14	at Cardinals	S	1	3	3.0	3	0	0	0	0.0	0	0	W	34-10
11/21	Football Team	P	2	35	17.5	19	0	0	0	0.0	0	0	L	21-27
11/28	at Dolphins	S	1	4	4.0	4	0	0	0	0.0	0	0	L	10-33
12/12	Falcons	P	2	23	11.5	14	0	0	0	0.0	0	0	L	21-29
12/19	at Bills	P	1	8	8.0	8	0	0	0	0.0	0	0	L	14-31
12/26	Buccaneers	S	2	22	11.0	14	0	0	0	0.0	0	0	L	6-32
01/02	at Saints		RESERVE/COVID-19										L	10-18
01/09	at Buccaneers	S	2	7	3.5	6	0	1	4	4.0	4	0	L	17-41
2021 TOTALS		16-11	20	180	9.0	30	1	3	11	3.7	7T	1	5-12	
+ - Overtime														



TREVIN
WALLACE

LINEBACKER

32

Hometown: Jesup, Ga.

College: Kentucky

Acquired: D3-24

HT6'1"

WT237

AGE22

2

2

PANTHERS
CAREER HIGHLIGHTS

- Played in 13 games with eight starts...Notched 63 tackles (35 solo) with 1.0 sack, two tackles for loss, one quarterback hit, two forced fumbles and one recovery.
- Despite starting just eight games and missing the final four weeks, ranked 12th in total tackles (63) among all rookies.
- Established a new Panthers' mark with 32 tackles through his first three starts (Weeks 5-7), tied for fifth in team history with 58 tackles total tackles through eight starts.
- Joined Luke Kuechly as the only Panther rookies with 15+ tackles in a game, after leading the team with 15 in his first start at Chicago (10/6).

YEAR-BY-YEAR

- **2024:** Appeared in 13 games (eight starts) for the Panthers as a rookie...Notched 63 tackles (35 solo), with 1.0 sack, two tackles for loss, one quarterback hit, two forced fumbles and one fumble recovery...Ranked 12th in total tackles (63) among all rookies...Established a new Panthers' mark with 32 tackles through his first three starts (Weeks 5-7), tied for fifth in team history with 58 tackles total tackles through eight starts...Made NFL debut at New Orleans (9/8)...Joined Luke Kuechly as the only Panther rookies with 15+ tackles in a game, after leading the team with 15 in first start at Chicago (10/6)...Logged one forced fumble and one fumble recovery in at Washington (10/20)...Recorded first career sack against Tampa Bay (12/1) in overtime.

PANTHERS

TRANSACTIONS

- Selected by the Carolina Panthers in the third round (72nd overall) of the 2024 NFL Draft (4/26/24).

PANTHERS

COLLEGE

- Saw action in 36 career games with 19 starts during his three seasons at Kentucky (2021-23)...Totaled 166 career tackles, 18.0 tackles for loss, 10.0 sacks, three interceptions and two forced fumbles as a Wildcat...Finished his junior season in 2023 ranked second on the team with 80 total tackles, 8.5 tackles for loss and 5.5 sacks...Ranked 13th in the SEC averaging 6.67 tackles per game...Had five career games with double-figure tackles, with four of those games coming in the 2023 season...Recorded a career-high-tying 12 tackles against Ball State...In 2022, saw action in 12 games with six starts...Totaled 54 tackles (fifth-most on team), 5.5 tackles for loss, 2.5 sacks and two interceptions...Earned All-SEC Freshman Team honors in 2021, after seeing action in 12 games with one start...Finished the season with 32 total tackles with four tackles for loss, 2.0 sacks, a forced fumble and a pass defended...Named SEC Freshman of the Week after charting a career-high 12 tackles, including two tackles for loss in his first collegiate start at outside linebacker at Mississippi State.

PANTHERS

PAW PRINTS

- Trevin wears #32 in honor of his favorite player growing up, Maurice Jones-Drew. He also wore #32 in college at Kentucky and in high school.
- Trevin is a country boy and enjoys hunting and fishing. He also owns, among other animals, two goats; one named Billy, and a girl goat he's asked Panthers fans to name.

TREVIN WALLACE'S NFL REGULAR SEASON DEFENSIVE STATISTICS

		TACKLES										INTERCEPTIONS					O. FUMB				ST				MISC		
DATE	TEAM	GP	GS	TK	S	A	TFL	YDS	SK	YDS	QBH	NO	YDS	LG	TD	PD	FF	FR	TD	YDS	TK	S	A	FF	FR	S	A
2024	Panthers	13	8	63	35	28	2	9	1.0	8.0	1	0	0	0	0	0	2	1	0	0	1	1	0	0	0	0	0
NFL TOTALS		13	8	63	35	28	2	9	1.0	8.0	1	0	0	0	0	0	2	1	0	0	1	1	0	0	0	0	0

SINGLE-GAME HIGHS: DEFENSIVE

Total Tackles 15 at Chicago Bears, Oct 06, 2024
Solo Tackles 10 at Chicago Bears, Oct 06, 2024
Sacks 1.0 vs. Tampa Bay Buccaneers, Dec 01, 2024

Forced Fumbles 1 at Denver Broncos, Oct 27, 2024
...1 more at 1.
Fumble Recoveries 1 vs. Atlanta Falcons, Oct 13, 2024
Tackles For Loss 1 vs. Tampa Bay Buccaneers, Dec 01, 2024
...1 more at 1.

2024 GAME-BY-GAME REGULAR-SEASON STATISTICS (PANTHERS)

TACKLES											INTERCEPTIONS				O. FUMB			ST			MISC								
DATE	OPPONENT	P/S	TK	S	A	SK	YDS	TFL	YDS	QBH	NO	YDS	LG	TD	PD	FF	FR	TD	YDS	TK	S	A	FF	FR	S	A	W/L	SCORE	
09/08	at Saints	P	0	0	0	0.0	0.0	0	0	0	0	0	0	0	0	0	0	0	0	0	0	0	0	0	0	0	L	10-47	
09/15	Chargers	P	0	0	0	0.0	0.0	0	0	0	0	0	0	0	0	0	0	0	0	0	0	0	0	0	0	0	L	3-26	
09/22	at Raiders	P	1	1	0	0.0	0.0	0	0	0	0	0	0	0	0	0	0	0	0	1	1	0	0	0	0	0	W	36-22	
09/29	Bengals	P	1	1	0	0.0	0.0	0	0	0	0	0	0	0	0	0	0	0	0	0	0	0	0	0	0	0	L	24-34	
10/06	at Bears	S	15	10	5	0.0	0.0	0	0	0	0	0	0	0	0	0	0	0	0	0	0	0	0	0	0	0	L	10-36	
10/13	Falcons	S	9	6	3	0.0	0.0	0	0	0	0	0	0	0	0	0	1	1	0	0	0	0	0	0	0	0	L	20-38	
10/20	at Commanders	S	7	4	3	0.0	0.0	0	0	0	0	0	0	0	0	0	0	0	0	0	0	0	0	0	0	0	L	7-40	
10/27	at Broncos	S	4	2	2	0.0	0.0	0	0	0	0	0	0	0	0	0	1	0	0	0	0	0	0	0	0	0	L	14-28	
11/03	Saints	S	5	2	3	0.0	0.0	1	1	0	0	0	0	0	0	0	0	0	0	0	0	0	0	0	0	0	W	23-22	
11/10	Giants	S	7	2	5	0.0	0.0	0	0	0	0	0	0	0	0	0	0	0	0	0	0	0	0	0	0	0	W	20-17+	
11/24	Chiefs	P	3	1	2	0.0	0.0	0	0	0	0	0	0	0	0	0	0	0	0	0	0	0	0	0	0	0	L	27-30	
12/01	Buccaneers	S	5	3	2	1.0	8.0	1	8	1	0	0	0	0	0	0	0	0	0	0	0	0	0	0	0	0	L	23-26+	
12/08	at Eagles	S	6	3	3	0.0	0.0	0	0	0	0	0	0	0	0	0	0	0	0	0	0	0	0	0	0	0	L	16-22	
12/15	Cowboys		ON INACTIVE LIST																									L	14-30
12/22	Cardinals		INJURED RESERVE																									W	36-30+
12/29	at Buccaneers		INJURED RESERVE																									L	14-48
01/05	at Falcons		INJURED RESERVE																									W	44-38+
2024 TOTALS			13-8	63	35	28	1.0	8.0	2	9	1	0	0	0	0	0	2	1	0	0	1	1	0	0	0	0	0	5-12	
+ - Overtime																													



BRANDON
WALTON

OFFENSIVE LINEMAN

73

Hometown: Largo, Fla.

College: Florida Atlantic

Acquired: FA-24

HT6'5"

WT300

AGE27

2

3

PANTHERS

CAREER HIGHLIGHTS

- Has appeared in 16 games with two starts for the Buccaneers and Panthers...Also spent time with Bills and Steelers.

YEAR-BY-YEAR

- 2024: After spending training camp with Tampa Bay, joined the Panthers' practice squad...Spent the season on the practice squad, but played against Atlanta (10/13) on special teams after being elevated.
- 2023: Appeared in four games on special teams for Tampa Bay...Inactive for both playoff games.
- 2022: Played in a career-high 11 games, including a pair of starts at left tackle for Tampa Bay...Dressed for the postseason game against Dallas (1/16/23), by did not play.
- 2021: Spent camp with Pittsburgh and Tampa Bay, staying for the season and postseason on Tampa Bays pratcice squad.
- 2020: As an undrafted rookie, spent time of the practice squad with Buffalo but was waived Week 1...Joined the Pittsburgh practice (9/19), and spent the remainder of the regular season and postseason there.

PANTHERS

TRANSACTIONS

- Signed as an undrafted free agent by the Buffalo Bills (5/5/20)...Waived by the Buffalo Bills (9/5/20)...Signed to the Buffalo Bills practice squad (9/6/20)...Waived by the Buffalo Bills (9/8/20)...Signed to the Pittsburgh Steelers practice squad (9/19/20)...Signed by the Pittsburgh Steelers (1/14/21)...Waived by the Pittsburgh Steelers (8/17/21)...Claimed off waivers by the Tampa Bay Buccaneers (8/18/21)...Waived by the Tampa Bay Buccaneers (8/21/21)...Signed to the Tampa Bay Buccaneers practice squad (9/1/21)...Signed with the Tampa Bay Buccaneers (2/16/22)...Re-signed with the Tampa Bay Buccaneers (3/5/24)...Waived by the Tampa Bay Buccaneers (8/28/24)...Signed to Carolina Panthers practice squad (8/30/24)...Signed with the Carolina Panthers (1/6/25)...Waived by the Carolina Panthers (8/26/25)...Signed to the Carolina Panthers practice squad (8/27/25).

PANTHERS

COLLEGE

- Played in 44 games over four seasons at Florida Atlantic (2016-19)...Member of two Conference USA Championship teams at FAU...Named first-team All-CUSA as a left tackle.

BRANDON WALTON'S NFL REGULAR SEASON STATISTICS

DATE	TEAM	GP	GS
2020	Bills	0	0
2020	Steelers	0	0
2020	TOTAL	0	0
2022	Buccaneers	11	2
2023	Buccaneers	4	0
2024	Panthers	1	0
NFL TOTALS		16	2

BRANDON WALTON'S NFL POSTSEASON STATISTICS

DATE	TEAM	GP	GS
2020	Steelers	0	0
2021	Buccaneers	0	0
2022	Buccaneers	0	0
2023	Buccaneers	0	0
NFL TOTALS		0	0



TURK
WHARTON

DEFENSIVE TACKLE | (WAR-ton)

99

Hometown: University City, Mo.

College: Missouri S&T

Acquired: FA-25

HT6'1"

WT280

AGE27

1

6

PANTHERS

CAREER HIGHLIGHTS

- Appeared in 72 games with 13 starts...Notched 114 tackles (56 solo) with 13.5 sacks, 26 quarterback hits, 14 tackles for loss, three passes defended, one interception, four forced fumbles and two fumble recoveries.
- Has been in the playoffs every year of career (missed games in 2022 on injured reserve)...Played 13 games (two starts), all with Kansas City, including Super Bowls LV, LVIII, and LIX...Has recorded 20 tackles (eight solo), 2.0 sacks, seven quarterback hits, three tackles for loss and a pass defended in the postseason.
- In 2021, recorded the first interception by a Chiefs defensive lineman since 2019 (Frank Clark).
- As an undrafted free agent out of Division II Missouri S&T (2020), made the 53-man roster for the reigning Super Bowl Champions, and appeared in all 16 games...Of the 10 undrafted rookie to play all 16 games that season, was the only non-FBS player.

YEAR-BY-YEAR

- **2024:** Played all 17 games (10 starts) for Kansas City...Established a single-season best with 6.5 sacks, including 4.0 over the final five weeks, tied for the fifth most in the league in that span...Tied a career-high with 29 tackles (18 solo)...Added 11 quarterback hits, seven tackles for loss, two passes defended, and a forced fumble...Played in all three games in the postseason (two starts), and had five tackles (three solo), with 2.0 sacks, three quarterback hits and one tackle for loss.
- **2023:** Appeared in all 17 games (one start) for Kansas City...Notched 21 tackles (seven solo), with 2.0 sacks, five quarterback hits, two tackles for loss and a fumble recovery...Played in all four playoff games, including the Super Bowl LVIII win...Finished the postseason with two tackles (five solo), 1.0 sack, one quarterback hit and one tackle for loss.
- **2022:** Limited to five games for Kansas City after being placed on injured reserve (10/15)...Recorded eight tackles (four solo), with 1.0 sack, four quarterback hits and a tackle for loss.
- **2021:** Played in all 17 games (one start) for Kansas City...Notched 29 tackles (13 solo), with 2.0 sacks, two quarterback hits, two forced fumbles, one interception and one pass defended...Recorded first interception at Washington (10/17)...Appeared in all three playoff games, recording one tackle, 1.0 sack, one quarterback hit and one tackle for loss.
- **2020:** Appeared in all 16 games (one start) for Kansas City as an undrafted rookie...Of the 10 undrafted rookie to play all 16 games in 2020, seven played at Power Five schools, while only he was a non-FBS player...Finished with 27 tackles (14 solo), with 2.0 sacks, four quarterback hits, four tackles for loss, a forced fumble and a fumble recovery...Played all three postseason games, collecting four tackles and two quarterback hits.

PANTHERS

TRANSACTIONS

- Signed as an undrafted free agent by the Kansas City Chiefs (4/26/20)...Re-signed with the Kansas City Chiefs (3/14/23)...Re-signed with the Kansas City Chiefs (3/15/24)...Signed with the Carolina Panthers (3/12/25).

PANTHERS

COLLEGE

- Spent four seasons (2016-19) at Division II Missouri S&T...Posted 56 tackles (34 solo), 10.5 tackles for loss, 7.5 sacks, one pass defended, one forced fumble and two fumble recoveries as a senior...As a junior, was an All-Super Region 3 selection and named first-team All-GLVC after ranking second in the conference in sacks and tackles for a loss.

PANTHERS

PAW PRINTS

- Goes by Turk, a nickname that was coined at a young age due to his legs appearing like turkey legs and after Tarazan's best friend in the 1999 Disney movie, as gorillas were his favorite animal growing up.
- Turk is a sneaker head, and even more so, a custom sneaker head...The 26 year old often posts pictures on social media of the sneakers he has turned into works of art to wear before games...He even has sneakers made for certain times of year, with a specialty Grinch design during the most recent holiday season.

TURK WHARTON'S NFL REGULAR SEASON DEFENSIVE STATISTICS

DATE	TEAM	GP	GS	TACKLES								INTERCEPTIONS				O. FUMB			ST			MISC					
				TK	S	A	TFL	YDS	SK	YDS	QBH	NO	YDS	LG	TD	PD	FF	FR	TD	YDS	TK	S	A	FF	FR	TD	S
2020	Chiefs	16	1	27	14	13	4	13	2.0	13.0	4	0	0	0	0	1	1	0	-3	0	0	0	0	0	0	0	0
2021	Chiefs	17	1	29	13	16	0	0	2.0	18.0	2	1	0	0	0	1	2	0	0	0	0	0	0	0	0	0	0
2022	Chiefs	5	0	8	4	4	1	8	1.0	8.0	4	0	0	0	0	0	0	0	0	0	0	0	0	0	0	0	
2023	Chiefs	17	1	21	7	14	2	12	2.0	12.0	5	0	0	0	0	0	0	1	0	0	0	0	0	0	0	0	0
2024	Chiefs	17	10	29	18	11	7	49	6.5	48.0	11	0	0	0	0	2	1	0	0	0	0	0	0	0	0	0	0
NFL TOTALS		72	13	114	56	58	14	82	13.5	99.0	26	1	0	0	0	3	4	2	0	-3	0	0	0	0	0	0	0

TURK WHARTON'S NFL POSTSEASON DEFENSIVE STATISTICS

DATE	TEAM	GP	GS	TACKLES								INTERCEPTIONS				O. FUMB			ST			MISC				
				TK	S	A	TFL	YDS	SK	YDS	QBH	NO	YDS	LG	TD	PD	FF	FR	TD	YDS	TK	S	A	FF	FR	TD
2020	Chiefs	3	0	4	0	4	0	0	0.0	0.0	2	0	0	0	0	0	0	0	0	0	0	0	0	0	0	0
2021	Chiefs	3	0	1	1	0	1	11	1.0	11.0	1	0	0	0	0	1	0	0	0	0	0	0	0	0	0	0
2022	Chiefs	0	0	0	0	0	0	0	0.0	0.0	0	0	0	0	0	0	0	0	0	0	0	0	0	0	0	0
2023	Chiefs	4	0	7	2	5	1	2	1.0	2.0	1	0	0	0	0	0	0	0	0	0	0	0	0	0	0	0
2024	Chiefs	3	2	8	5	3	1	8	2.0	8.0	3	0	0	0	0	0	0	0	0	0	0	0	0	0	0	0
NFL TOTALS		13	2	20	8	12	3	21	4.0	21.0	7	0	0	0	0	1	0	0	0	0	0	0	0	0	0	0

SINGLE-GAME HIGHS: DEFENSIVE

Total Tackles 5 at Los Angeles Chargers, Sep 20, 2020
Solo Tackles 4 at Los Angeles Chargers, Sep 20, 2020
Sacks 2.0 vs. Los Angeles Chargers, Dec 08, 2024
Passes Defensed 1 at Las Vegas Raiders, Oct 27, 2024
...2 more at 1.

Forced Fumbles 1 vs. Cincinnati Bengals, Sep 15, 2024
...3 more at 1.
Fumble Recoveries 1 at Denver Broncos, Oct 25, 2020
Tackles For Loss 2 vs. Los Angeles Chargers, Dec 08, 2024
Interceptions 1 at Washington Football Team, Oct 17, 2021

SINGLE-GAME HIGHS - POSTSEASON: DEFENSIVE

Total Tackles 5 at Philadelphia Eagles, Feb 09, 2025
3 at Baltimore Ravens, Jan 28, 2024
2 vs. Buffalo Bills, Jan 26, 2025
2 at Buffalo Bills, Jan 21, 2024
2 at Tampa Bay Buccaneers, Feb 07, 2021
Solo Tackles 3 at Philadelphia Eagles, Feb 09, 2025
1 vs. Buffalo Bills, Jan 26, 2025
1 vs. Houston Texans, Jan 18, 2025
1 at Baltimore Ravens, Jan 28, 2024
...2 more at 1.
Sacks 1.0 vs. Buffalo Bills, Jan 26, 2025
1.0 vs. Houston Texans, Jan 18, 2025
1.0 at Baltimore Ravens, Jan 28, 2024
...1 more at 1.0.

Passes Defensed 1 vs. Pittsburgh Steelers, Jan 16, 2022
Tackles For Loss 1 vs. Houston Texans, Jan 18, 2025
1 at Baltimore Ravens, Jan 28, 2024
1 vs. Pittsburgh Steelers, Jan 16, 2022

2024 GAME-BY-GAME REGULAR-SEASON STATISTICS (CHIEFS)

TACKLES											INTERCEPTIONS				O. FUMB				ST			MISC								
DATE	OPPONENT	P/S	TK	S	A	SK	YDS	TFL	YDS	QBH	NO	YDS	LG	TD	PD	FF	FR	TD	YDS	TK	S	A	FF	FR	TD	S	A	W/L	SCORE	
09/05	Ravens	P	3	2	1	0.0	0.0	0	0	0	0	0	0	0	0	0	1	0	0	0	0	0	0	0	0	0	0	W	27-20	
09/15	Bengals	P	2	0	2	0.5	0.0	0	0	0	0	0	0	0	0	0	1	0	0	0	0	0	0	0	0	0	0	W	26-25	
09/22	at Falcons	S	3	2	1	0.0	0.0	0	0	0	1	0	0	0	0	1	0	0	0	0	0	0	0	0	0	0	0	W	22-17	
09/29	at Chargers	P	0	0	0	0.0	0.0	0	0	0	1	0	0	0	0	0	0	0	0	0	0	0	0	0	0	0	0	W	17-10	
10/07	Saints	P	3	1	2	1.0	8.0	1	8	1	0	0	0	0	0	0	0	0	0	0	0	0	0	0	0	0	0	W	26-13	
10/20	at 49ers	P	0	0	0	0.0	0.0	0	0	0	0	0	0	0	0	0	0	0	0	0	0	0	0	0	0	0	0	W	28-18	
10/27	at Raiders	S	2	2	0	1.0	5.0	1	5	1	0	0	0	0	1	0	0	0	0	0	0	0	0	0	0	0	0	W	27-20	
11/04	Buccaneers	S	2	1	1	0.0	0.0	0	0	0	0	0	0	0	0	0	0	0	0	0	0	0	0	0	0	0	0	W	30-24+	
11/10	Broncos	S	0	0	0	0.0	0.0	0	0	0	0	0	0	0	0	0	0	0	0	0	0	0	0	0	0	0	0	W	16-14	
11/17	at Bills	S	2	2	0	0.0	0.0	1	1	0	0	0	0	0	0	0	0	0	0	0	0	0	0	0	0	0	0	L	21-30	
11/24	at Panthers	S	2	1	1	0.0	0.0	0	0	0	1	0	0	0	0	0	0	0	0	0	0	0	0	0	0	0	0	W	30-27	
11/29	Raiders	S	0	0	0	0.0	0.0	0	0	0	0	0	0	0	0	0	0	0	0	0	0	0	0	0	0	0	0	W	19-17	
12/08	Chargers	P	3	3	0	2.0	11.0	2	11	3	0	0	0	0	0	0	0	0	0	0	0	0	0	0	0	0	0	W	19-17	
12/15	at Browns	S	4	3	1	1.0	13.0	1	13	1	0	0	0	0	0	0	0	0	0	0	0	0	0	0	0	0	0	W	21-7	
12/21	Texans	S	0	0	0	0.0	0.0	0	0	0	0	0	0	0	0	0	0	0	0	0	0	0	0	0	0	0	0	W	27-19	
12/25	at Steelers	S	3	1	2	1.0	11.0	1	11	2	0	0	0	0	0	0	0	0	0	0	0	0	0	0	0	0	0	W	29-10	
01/05	at Broncos	P	0	0	0	0.0	0.0	0	0	0	0	0	0	0	0	0	0	0	0	0	0	0	0	0	0	0	0	L	0-38	
2024 TOTALS		17-10	29	18	11	6.5	48.0	7	49	11	0	0	0	0	2	1	0	0	0	0	0	0	0	0	0	0	0	0	15-2	
+ - Overtime																														

2023 GAME-BY-GAME REGULAR-SEASON STATISTICS (CHIEFS)

			TACKLES							INTERCEPTIONS					O. FUMB				ST				MISC					
DATE	OPPONENT	P/S	TK	S	A	SK	YDS	TFL	YDS	QBH	NO	YDS	LG	TD	PD	FF	FR	TD	YDS	TK	S	A	FF	FR	S	A	W/L	SCORE
09/07	Lions	S	0	0	0	0.0	0.0	0	0	0	0	0	0	0	0	0	0	0	0	0	0	0	0	0	0	0	L	20-21
09/17	at Jaguars	P	0	0	0	0.0	0.0	0	0	0	0	0	0	0	0	0	0	0	0	0	0	0	0	0	0	0	W	17-9
09/24	Bears	P	1	1	0	0.0	0.0	0	0	0	0	0	0	0	0	0	0	0	0	0	0	0	0	0	0	0	W	41-10
10/01	at Jets	P	0	0	0	0.0	0.0	0	0	0	0	0	0	0	0	0	1	0	0	0	0	0	0	0	0	0	W	23-20
10/08	at Vikings	P	1	0	1	0.0	0.0	0	0	0	0	0	0	0	0	0	0	0	0	0	0	0	0	0	0	0	W	27-20
10/12	Broncos	P	0	0	0	0.0	0.0	0	0	0	0	0	0	0	0	0	0	0	0	0	0	0	0	0	0	0	W	19-8
10/22	Chargers	P	4	1	3	0.0	0.0	0	0	1	0	0	0	0	0	0	0	0	0	0	0	0	0	0	0	0	W	31-17
10/29	at Broncos	P	2	2	0	0.0	0.0	0	0	0	0	0	0	0	0	0	0	0	0	0	0	0	0	0	0	0	L	9-24
11/05	Dolphins	P	1	1	0	1.0	11.0	1	11	1	0	0	0	0	0	0	0	0	0	0	0	0	0	0	0	0	W	21-14
11/20	Eagles	P	0	0	0	0.0	0.0	0	0	0	0	0	0	0	0	0	0	0	0	0	0	0	0	0	0	0	L	17-21
11/26	at Raiders	P	1	0	1	0.0	0.0	0	0	0	0	0	0	0	0	0	0	0	0	0	0	0	0	0	0	0	W	31-17
12/03	at Packers	P	1	0	1	0.0	0.0	0	0	0	0	0	0	0	0	0	0	0	0	0	0	0	0	0	0	0	L	19-27
12/10	Bills	P	3	0	3	0.0	0.0	0	0	0	0	0	0	0	0	0	0	0	0	0	0	0	0	0	0	0	L	17-20
12/17	at Patriots	P	1	0	1	0.0	0.0	0	0	0	0	0	0	0	0	0	0	0	0	0	0	0	0	0	0	0	W	27-17
12/25	Raiders	P	2	1	1	0.0	0.0	0	0	0	0	0	0	0	0	0	0	0	0	0	0	0	0	0	0	0	L	14-20
12/31	Bengals	P	2	1	1	1.0	1.0	1	1	2	0	0	0	0	0	0	0	0	0	0	0	0	0	0	0	0	W	25-17
01/07	at Chargers	P	2	0	2	0.0	0.0	0	0	1	0	0	0	0	0	0	0	0	0	0	0	0	0	0	0	0	W	13-12
2023 TOTALS		17-1	21	7	14	2.0	12.0	2	12	5	0	0	0	0	0	0	1	0	0	0	0	0	0	0	0	0	0	11-6

2022 GAME-BY-GAME REGULAR-SEASON STATISTICS (CHIEFS)

TACKLES											INTERCEPTIONS					O. FUMB			ST			MISC						
DATE	OPPONENT	P/S	TK	S	A	SK	YDS	TFL	YDS	QBH	NO	YDS	LG	TD	PD	FF	FR	TD	YDS	TK	S	A	FF	FR	S	A	W/L	SCORE
09/11	at Cardinals	P	1	1	0	1.0	8.0	1	8	2	0	0	0	0	0	0	0	0	0	0	0	0	0	0	0	0	W	44-21
09/15	Chargers	P	3	0	3	0.0	0.0	0	0	0	0	0	0	0	0	0	0	0	0	0	0	0	0	0	0	0	W	27-24
09/25	at Colts	P	2	2	0	0.0	0.0	0	0	0	0	0	0	0	0	0	0	0	0	0	0	0	0	0	0	0	L	17-20
10/02	at Buccaneers	P	2	1	1	0.0	0.0	0	0	2	0	0	0	0	0	0	0	0	0	0	0	0	0	0	0	0	W	41-31
10/10	Raiders	P	0	0	0	0.0	0.0	0	0	0	0	0	0	0	0	0	0	0	0	0	0	0	0	0	0	0	W	30-29
10/16	Bills		INJURED RESERVE																						L	20-24		
10/23	at 49ers		INJURED RESERVE																						W	44-23		
11/06	Titans		INJURED RESERVE																						W	20-17+		
11/13	Jaguars		INJURED RESERVE																						W	27-17		
11/20	at Chargers		INJURED RESERVE																						W	30-27		
11/27	Rams		INJURED RESERVE																						W	26-10		
12/04	at Bengals		INJURED RESERVE																						L	24-27		
12/11	at Broncos		INJURED RESERVE																						W	34-28		
12/18	at Texans		INJURED RESERVE																						W	30-24+		
12/24	Seahawks		INJURED RESERVE																						W	24-10		
01/01	Broncos		INJURED RESERVE																						W	27-24		
01/07	at Raiders		INJURED RESERVE																						W	31-13		
2022 TOTALS		5-0	8	4	4	1.0	8.0	1	8	4	0	0	0	0	0	0	0	0	0	0	0	0	0	0	0	0	14-3	
+ - Overtime																												

2021 GAME-BY-GAME REGULAR-SEASON STATISTICS (CHIEFS)

TACKLES										INTERCEPTIONS				O. FUMB				ST			MISC							
DATE	OPPONENT	P/S	TK	S	A	SK	YDS	TFL	YDS	QBH	NO	YDS	LG	TD	PD	FF	FR	TD	YDS	TK	S	A	FF	FR	S	A	W/L	SCORE
09/12	Browns	S	3	1	2	0.0	0.0	0	0	0	0	0	0	0	0	0	0	0	0	0	0	0	0	0	0	0	W	33-29
09/19	at Ravens	P	1	0	1	0.0	0.0	0	0	0	0	0	0	0	0	0	0	0	0	0	0	0	0	0	0	0	L	35-36
09/26	Chargers	P	0	0	0	0.0	0.0	0	0	0	0	0	0	0	0	0	0	0	0	0	0	0	0	0	0	0	L	24-30
10/03	at Eagles	P	2	1	1	0.0	0.0	0	0	0	0	0	0	0	0	0	0	0	0	0	0	0	0	0	0	0	W	42-30
10/10	Bills	P	2	1	1	0.0	0.0	0	0	0	0	0	0	0	0	0	0	0	0	0	0	0	0	0	0	0	L	20-38
10/17	at Football Team	P	1	0	1	0.0	0.0	0	0	0	1	0	0	0	1	0	0	0	0	0	0	0	0	0	0	0	W	31-13
10/24	at Titans	P	1	1	0	0.0	0.0	0	0	0	0	0	0	0	0	0	0	0	0	0	0	0	0	0	0	0	L	3-27
11/01	Giants	P	0	0	0	0.0	0.0	0	0	0	0	0	0	0	0	0	0	0	0	0	0	0	0	0	0	0	W	20-17
11/07	Packers	P	4	2	2	0.0	0.0	0	0	0	0	0	0	0	0	0	0	0	0	0	0	0	0	0	0	0	W	13-7
11/14	at Raiders	P	0	0	0	0.0	0.0	0	0	0	0	0	0	0	0	0	0	0	0	0	0	0	0	0	0	0	W	41-14
11/21	Cowboys	P	2	2	0	0.0	0.0	0	0	0	0	0	0	0	0	0	0	0	0	0	0	0	0	0	0	0	W	19-9
12/05	Broncos	P	2	2	0	0.0	0.0	0	0	0	0	0	0	0	0	0	0	0	0	0	0	0	0	0	0	0	W	22-9
12/12	Raiders	P	3	1	2	1.0	5.0	0	0	2	0	0	0	0	0	0	0	0	0	0	0	0	0	0	0	0	W	48-9
12/16	at Chargers	P	2	0	2	0.0	0.0	0	0	0	0	0	0	0	0	1	0	0	0	0	0	0	0	0	0	0	W	34-28+
12/26	Steelers	P	2	2	0	1.0	13.0	0	0	0	0	0	0	0	0	1	0	0	0	0	0	0	0	0	0	0	W	36-10
01/02	at Bengals	P	1	0	1	0.0	0.0	0	0	0	0	0	0	0	0	0	0	0	0	0	0	0	0	0	0	0	L	31-34
01/08	at Broncos	P	3	0	3	0.0	0.0	0	0	0	0	0	0	0	0	0	0	0	0	0	0	0	0	0	0	0	W	28-24
2021 TOTALS		17-1	29	13	16	2.0	18.0	0	0	2	1	0	0	0	1	2	0	0	0	0	0	0	0	0	0	0	12-5	
+ - Overtime																												

2020 GAME-BY-GAME REGULAR-SEASON STATISTICS (CHIEFS)

TACKLES										INTERCEPTIONS				O. FUMB				ST			MISC							
DATE	OPPONENT	P/S	TK	S	A	SK	YDS	TFL	YDS	QBH	NO	YDS	LG	TD	PD	FF	FR	TD	YDS	TK	S	A	FF	FR	S	A	W/L	SCORE
09/10	Texans	P	2	1	1	0.0	0.0	0	0	0	0	0	0	0	0	0	0	0	0	0	0	0	0	0	0	0	W	34-20
09/20	at Chargers	P	5	4	1	0.0	0.0	1	0	0	0	0	0	0	0	0	0	0	0	0	0	0	0	0	0	0	W	23-20
09/28	at Ravens	P	0	0	0	0.0	0.0	0	0	0	0	0	0	0	0	0	0	0	0	0	0	0	0	0	0	0	W	34-20
10/05	Patriots	P	2	1	1	0.0	0.0	0	0	0	0	0	0	0	0	0	0	0	0	0	0	0	0	0	0	0	W	26-10
10/11	Raiders	P	3	1	2	0.0	0.0	0	0	0	0	0	0	0	0	0	0	0	0	0	0	0	0	0	0	0	L	32-40
10/19	at Bills	P	1	1	0	0.0	0.0	1	0	0	0	0	0	0	0	0	0	0	0	0	0	0	0	0	0	0	W	26-17
10/25	at Broncos	P	2	1	1	0.0	0.0	0	0	0	0	0	0	0	0	1	1	0	-3	0	0	0	0	0	0	0	W	43-16
11/01	Jets	P	4	2	2	1.0	5.0	1	5	1	0	0	0	0	0	0	0	0	0	0	0	0	0	0	0	0	W	35-9
11/08	Panthers	P	1	0	1	0.0	0.0	0	0	0	0	0	0	0	0	0	0	0	0	0	0	0	0	0	0	0	W	33-31
11/22	at Raiders	P	0	0	0	0.0	0.0	0	0	0	0	0	0	0	0	0	0	0	0	0	0	0	0	0	0	0	W	35-31
11/29	at Buccaneers	P	1	0	1	0.0	0.0	0	0	0	0	0	0	0	0	0	0	0	0	0	0	0	0	0	0	0	W	27-24
12/06	Broncos	P	1	0	1	0.0	0.0	0	0	0	0	0	0	0	0	0	0	0	0	0	0	0	0	0	0	0	W	22-16
12/13	at Dolphins	P	2	2	0	1.0	8.0	1	8	1	0	0	0	0	0	0	0	0	0	0	0	0	0	0	0	0	W	33-27
12/20	at Saints	P	1	1	0	0.0	0.0	0	0	1	0	0	0	0	0	0	0	0	0	0	0	0	0	0	0	0	W	32-29
12/27	Falcons	P	0	0	0	0.0	0.0	0	0	0	1	0	0	0	0	0	0	0	0	0	0	0	0	0	0	0	W	17-14
01/03	Chargers	S	2	0	2	0.0	0.0	0	0	0	0	0	0	0	0	0	0	0	0	0	0	0	0	0	0	0	L	21-38
2020 TOTALS		16-1	27	14	13	2.0	13.0	4	13	4	0	0	0	0	0	1	1	0	-3	0	0	0	0	0	0	0	14-2	
+ - Overtime																												

2024 GAME-BY-GAME POSTSEASON STATISTICS (CHIEFS)

			TACKLES								INTERCEPTIONS					O. FUMB			ST			MISC							
DATE	OPPONENT	P/S	TK	S	A	SK	YDS	TFL	YDS	QBH	NO	YDS	LG	TD	PD	FF	FR	TD	YDS	TK	S	A	FF	FR	S	A	W/L	SCORE	
01/18	Texans	S	1	1	0	1.0	8.0	1	8	2	0	0	0	0	0	0	0	0	0	0	0	0	0	0	0	0	W	23-14	
01/26	Bills	P	2	1	1	1.0	0.0	0	0	1	0	0	0	0	0	0	0	0	0	0	0	0	0	0	0	0	W	32-29	
02/09	at Eagles	S	5	3	2	0.0	0.0	0	0	0	0	0	0	0	0	0	0	0	0	0	0	0	0	0	0	0	L	22-40	
2024 TOTALS			3-2	8	5	3	2.0	8.0	1	8	3	0	0	0	0	0	0	0	0	0	0	0	0	0	0	0	0	2-1	

2023 GAME-BY-GAME POSTSEASON STATISTICS (CHIEFS)

DATE	OPPONENT	P/S	TACKLES							INTERCEPTIONS					O. FUMB			ST			MISC			SCORE			
			TK	S	A	SK	YDS	TFL	YDS	QBH	NO	YDS	LG	TD	PD	FF	FR	TD	YDS	TK	S	A	FF		FR	S	A
01/13	Dolphins	P	1	0	1	0.0	0.0	0	0	0	0	0	0	0	0	0	0	0	0	0	0	0	0	0	0	W	26-7
01/21	at Bills	P	2	1	1	0.0	0.0	0	0	0	0	0	0	0	0	0	0	0	0	0	0	0	0	0	0	W	27-24
01/28	at Ravens	P	3	1	2	1.0	2.0	1	2	1	0	0	0	0	0	0	0	0	0	0	0	0	0	0	0	W	17-10
02/11	49ers	P	1	0	1	0.0	0.0	0	0	0	0	0	0	0	0	0	0	0	0	0	0	0	0	0	0	W	25-22+
2023 TOTALS			4-0	7	2	5	1.0	2.0	1	2	1	0	0	0	0	0	0	0	0	0	0	0	0	0	0	4-0	

+ - Overtime

2022 GAME-BY-GAME POSTSEASON STATISTICS (CHIEFS)


DATE	OPPONENT	P/S	TACKLES							INTERCEPTIONS							O. FUMB				ST				MISC		SCORE
			TK	S	A	SK	YDS	TFL	YDS	QBH	NO	YDS	LG	TD	PD	FF	FR	TD	YDS	TK	S	A	FF	FR	S	A	
01/21	Jaguars		INJURED RESERVE																							W	27-20
01/29	Bengals		INJURED RESERVE																							W	23-20
02/12	at Eagles		INJURED RESERVE																							W	38-35
2022 TOTALS			0	0	0	0.0	0.0	0	0	0	0	0	0	0	0	0	0	0	0	0	0	0	0	0	0	3-0	

2021 GAME-BY-GAME POSTSEASON STATISTICS (CHIEFS)

TACKLES										INTERCEPTIONS					O. FUMB			ST			MISC								
DATE	OPPONENT	P/S	TK	S	A	SK	YDS	TFL	YDS	QBH	NO	YDS	LG	TD	PD	FF	FR	TD	YDS	TK	S	A	FF	FR	S	A	W/L	SCORE	
01/16	Steelers	P	1	1	0	1.0	11.0	1	11	1	0	0	0	0	1	0	0	0	0	0	0	0	0	0	0	0	0	W	42-21
01/23	Bills	P	0	0	0	0.0	0.0	0	0	0	0	0	0	0	0	0	0	0	0	0	0	0	0	0	0	0	0	W	42-36+
01/30	Bengals	P	0	0	0	0.0	0.0	0	0	0	0	0	0	0	0	0	0	0	0	0	0	0	0	0	0	0	0	L	24-27+
2021 TOTALS			3-0	1	1	0	1.0	11.0	1	11	1	0	0	0	0	1	0	0	0	0	0	0	0	0	0	0	0	2-1	
+ - Overtime																													

2020 GAME-BY-GAME POSTSEASON STATISTICS (CHIEFS)

DATE	OPPONENT	P/S	TACKLES							INTERCEPTIONS					O. FUMB			ST			MISC		SCORE				
			TK	S	A	SK	YDS	TFL	YDS	QBH	NO	YDS	LG	TD	PD	FF	FR	TD	YDS	TK	S	A		FF	FR	S	A
01/17	Browns	P	1	0	1	0.0	0.0	0	0	0	0	0	0	0	0	0	0	0	0	0	0	0	0	0	0	W	22-17
01/24	Bills	P	1	0	1	0.0	0.0	0	0	1	0	0	0	0	0	0	0	0	0	0	0	0	0	0	0	W	38-24
02/07	at Buccaneers	P	2	0	2	0.0	0.0	0	0	1	0	0	0	0	0	0	0	0	0	0	0	0	0	0	0	L	9-31
2020 TOTALS			3-0	4	0	4	0.0	0.0	0	2	0	0	0	0	0	0	0	0	0	0	0	0	0	0	0	2-1	



D.J.
WONNUM
OUTSIDE LINEBACKER | (WAHN-um)

98

Hometown: Stone Mountain, Ga.


College: South Carolina


Acquired: FA-24

HT6'5"

WT258

AGE27

2

6

PANTHERS
CAREER HIGHLIGHTS

- In 70 career games, made 39 starts...Has 202 tackles (118 solo) with 27.0 sacks, 55 quarterback hits, 28 tackles for loss, 12 passes defended, four forced fumbles and a fumble recovery...Also added six special teams tackles (five solo).
- In first game in a Panthers uniform in Week 10 of 2024 against the Giants, notched a sack, as well as a tackle for loss in the second quarter...Had a sack in four of eight games in 2024.
- In Week 5, of 2021 against Chicago, recorded a career-high 3.0 sacks.

YEAR-BY-YEAR

- **2024:** After starting the season on PUP, started the final eight games of the season with the Panthers...Notched 37 tackles (18 solo), with 4.0 sacks, six quarterback hits, four tackles for loss, one pass defended and one forced fumble...Finished second on the team in sacks over the final four weeks...Notched sack in each of first two games as a Panther, against the New York Giants (11/10) and Kansas City (11/24)...Logged sacks at Philadelphia (12/8) and against Arizona (12/22).
- **2023:** Played in 15 games (14 starts) for Minnesota, missing the final two games on injured reserve...Recorded a single-season high in tackles (62), passes defended (six) and matched single-season best in sacks (8.0)...Added 15 quarterback hits, seven tackles for loss and registered first career fumble recovery, returned 51 yards for a touchdown at the Panthers (10/1)...One of 11 players in the league with 6.0+ sacks and six-passes defended in 2023...Made postseason debut against the New York Giants (1/15/23) and posted two tackles (one solo).
- **2022:** Appeared in 16 games (one start) for Minnesota...Tallied 34 tackles, 4.0 sacks, 10 quarterback hits, five tackles for loss, a forced fumble and four special teams tackles.
- **2021:** Played in all 17 games (14 starts) for Minnesota...Registered a team-high 8.0 sacks, 47 tackles, 15 quarterback hits, four passes defended and one forced fumble...At Chicago (12/20), recorded 3.0 sacks, a single-game high...Was one of 14 players with a 3.0+ sack game in 2021.
- **2020:** Saw action in 14 games (two starts) with Minnesota as a rookie...Totaled 24 tackles, five tackles for loss, 3.0 sacks, nine quarterback hits, one pass defended and one forced fumble.

PANTHERS
TRANSACTIONS

- Selected by the Minnesota Vikings in the fourth round (117th overall) of the 2020 NFL Draft (4/25/20)...Signed by the Carolina Panthers (3/14/24).

PANTHERS
COLLEGE

- Played four seasons at the University of South Carolina (2016-19)...Appeared in 43 games with 30 starts for the Gamecocks and notched 137 career tackles with 14.0 sacks, 29.5 tackles for loss, one interception, five passes defended, one forced fumble, and one fumble recovery. He was a two-time team captain in 2017 and 2019, while being named to the 2019 Second-Team All-SEC selection by the Associated Press...A native of Stone Mountain, Ga...Attended Stephenson High.

D.J. WONNUM'S NFL REGULAR SEASON DEFENSIVE STATISTICS

DATE	TEAM	GP	GS	TACKLES							INTERCEPTIONS				O. FUMB				ST			MISC				
				TK	S	A	TFL	YDS	SK	YDS	QBH	NO	YDS	LG	TD	PD	FF	FR	TD	YDS	TK	S	A	FF	FR	S
2020	Vikings	14	2	24	16	8	5	40	3.0	16.0	9	0	0	0	0	1	1	0	0	0	0	0	0	0	0	0
2021	Vikings	17	14	47	29	18	7	63	8.0	77.0	15	0	0	0	0	4	1	0	0	0	0	0	0	0	0	0
2022	Vikings	16	1	34	23	11	5	21	4.0	28.0	10	0	0	0	0	0	1	0	0	0	4	4	0	0	0	0
2023	Vikings	15	14	60	32	28	7	52	8.0	54.5	15	0	0	0	0	6	0	1	1	51	2	1	1	0	0	0
2024	Panthers	8	8	37	18	19	4	32	4.0	30.0	6	0	0	0	0	1	1	0	0	0	0	0	0	0	0	0
NFL TOTALS		70	39	202	118	84	28	208	27.0	205.5	55	0	0	0	0	12	4	1	1	51	6	5	1	0	0	0

D.J. WONNUM'S NFL POSTSEASON DEFENSIVE STATISTICS

		TACKLES										INTERCEPTIONS				O. FUMB				ST				MISC			
DATE	TEAM	GP	GS	TK	S	A	TFL	YDS	SK	YDS	QBH	NO	YDS	LG	TD	PD	FF	FR	TD	YDS	TK	S	A	FF	FR	S	A
2022	Vikings	1	0	2	1	1	0	0	0.0	0.0	0	0	0	0	0	0	0	0	0	0	0	0	0	0	0	0	0
NFL TOTALS		1	0	2	1	1	0	0	0.0	0.0	0	0	0	0	0	0	0	0	0	0	0	0	0	0	0	0	0

SINGLE-GAME HIGHS: DEFENSIVE

Total Tackles 8 at Chicago Bears, Dec 20, 2021
Solo Tackles 7 at Chicago Bears, Dec 20, 2021
Sacks 3.0 at Chicago Bears, Dec 20, 2021
Passes Defensed 2 at Cincinnati Bengals, Dec 16, 2023
...2 more at 2.

Forced Fumbles 1 vs. New York Giants, Nov 10, 2024
...3 more at 1.
Fumble Recoveries 1 at Carolina Panthers, Oct 01, 2023
Tackles For Loss 2 vs. New York Giants, Nov 10, 2024
...2 more at 2.
Special Teams Tackles 1 vs. Kansas City Chiefs, Oct 08, 2023
...5 more at 1.

2024 GAME-BY-GAME REGULAR-SEASON STATISTICS (PANTHERS)

TACKLES											INTERCEPTIONS				O. FUMB			ST			MISC							
DATE	OPPONENT	P/S	TK	S	A	SK	YDS	TFL	YDS	QBH	NO	YDS	LG	TD	PD	FF	FR	TD	YDS	TK	S	A	FF	FR	S	A	W/L	SCORE
09/08	at Saints													RESERVE/PUP												L	10-47	
09/15	Chargers													RESERVE/PUP												L	3-26	
09/22	at Raiders													RESERVE/PUP												W	36-22	
09/29	Bengals													RESERVE/PUP												L	24-34	
10/06	at Bears													RESERVE/PUP												L	10-36	
10/13	Falcons													RESERVE/PUP												L	20-38	
10/20	at Commanders													RESERVE/PUP												L	7-40	
10/27	at Broncos													ACTIVE/PUP												L	14-28	
11/03	Saints													ACTIVE/PUP												W	23-22	
11/10	Giants	S	6	4	2	1.0	8.0	2	10	2	0	0	0	0	0	1	0	0	0	0	0	0	0	0	0	0	W	20-17+
11/24	Chiefs	S	5	2	3	1.0	8.0	1	8	1	0	0	0	0	0	0	0	0	0	0	0	0	0	0	0	0	L	27-30
12/01	Buccaneers	S	3	2	1	0.0	0.0	0	0	1	0	0	0	0	0	0	0	0	0	0	0	0	0	0	0	0	L	23-26+
12/08	at Eagles	S	5	3	2	1.0	0.0	0	0	1	0	0	0	0	0	0	0	0	0	0	0	0	0	0	0	0	L	16-22
12/15	Cowboys	S	3	2	1	0.0	0.0	0	0	0	0	0	0	0	1	0	0	0	0	0	0	0	0	0	0	0	L	14-30
12/22	Cardinals	S	5	2	3	1.0	14.0	1	14	1	0	0	0	0	0	0	0	0	0	0	0	0	0	0	0	0	W	36-30+
12/29	at Buccaneers	S	5	2	3	0.0	0.0	0	0	0	0	0	0	0	0	0	0	0	0	0	0	0	0	0	0	0	L	14-48
01/05	at Falcons	S	5	1	4	0.0	0.0	0	0	0	0	0	0	0	0	0	0	0	0	0	0	0	0	0	0	0	W	44-38+
2024 TOTALS		8-8	37	18	19	4.0	30.0	4	32	6	0	0	0	0	1	1	0	0	0	0	0	0	0	0	0	0	5-12	
+ - Overtime																												

2023 GAME-BY-GAME REGULAR-SEASON STATISTICS (VIKINGS)

DATE	OPPONENT	P/S	TACKLES								INTERCEPTIONS				O. FUMB			ST			MISC			SCORE				
			TK	S	A	SK	YDS	TFL	YDS	QBH	NO	YDS	LG	TD	PD	FF	FR	TD	YDS	TK	S	A	FF		FR	S	A	W/L
09/10	Buccaneers	S	3	0	3	0.0	0.0	0	0	0	0	0	0	0	0	0	0	0	1	0	1	0	0	0	0	L	17-20	
09/14	at Eagles	S	4	1	3	0.0	0.0	0	0	0	0	0	0	0	0	0	0	0	0	0	0	0	0	0	L	28-34		
09/24	Chargers	S	1	0	1	0.0	0.0	0	0	2	0	0	0	0	0	0	0	0	0	0	0	0	0	0	L	24-28		
10/01	at Panthers	S	6	4	2	1.0	11.0	1	11	2	0	0	0	0	1	0	1	1	51	0	0	0	0	0	0	W	21-13	
10/08	Chiefs	P	3	1	2	0.0	0.0	0	0	0	0	0	0	0	0	0	0	0	0	1	1	0	0	0	L	20-27		
10/15	at Bears	S	4	3	1	1.0	7.0	1	7	1	0	0	0	0	1	0	0	0	0	0	0	0	0	0	W	19-13		
10/23	49ers	S	4	2	2	0.0	0.0	1	3	1	0	0	0	0	0	0	0	0	0	0	0	0	0	0	W	22-17		
10/29	at Packers	S	3	1	2	2.0	17.5	1	12	4	0	0	0	0	0	0	0	0	0	0	0	0	0	0	W	24-10		
11/05	at Falcons	S	4	3	1	0.0	0.0	0	0	0	0	0	0	0	0	0	0	0	0	0	0	0	0	0	W	31-28		
11/12	Saints	S	4	3	1	1.0	6.0	1	6	1	0	0	0	0	0	0	0	0	0	0	0	0	0	0	W	27-19		
11/19	at Broncos	S	4	2	2	1.0	3.0	1	3	1	0	0	0	0	0	0	0	0	0	0	0	0	0	0	L	20-21		
11/27	Bears	S	5	3	2	0.0	0.0	0	0	0	0	0	0	2	0	0	0	0	0	0	0	0	0	0	L	10-12		
12/10	at Raiders	S	5	3	2	1.0	10.0	1	10	1	0	0	0	0	0	0	0	0	0	0	0	0	0	0	W	3-0		
12/16	at Bengals	S	6	4	2	1.0	0.0	0	0	2	0	0	0	0	2	0	0	0	0	0	0	0	0	0	L	24-27+		
12/24	Lions	S	4	2	2	0.0	0.0	0	0	0	0	0	0	0	0	0	0	0	0	0	0	0	0	0	L	24-30		
12/31	Packers		INJURED RESERVE																								L	10-33
01/07	at Lions		INJURED RESERVE																								L	20-30
2023 TOTALS		15-14	60	32	28	8.0	54.5	7	52	15	0	0	0	0	6	0	1	1	51	2	1	1	0	0	0	7-10		
+ - Overtime																												

2022 GAME-BY-GAME REGULAR-SEASON STATISTICS (VIKINGS)

TACKLES											INTERCEPTIONS				O. FUMB				ST			MISC							
DATE	OPPONENT	P/S	TK	S	A	SK	YDS	TFL	YDS	QBH	NO	YDS	LG	TD	PD	FF	FR	TD	YDS	TK	S	A	FF	FR	S	A	W/L	SCORE	
09/11	Packers	P	2	2	0	1.0	5.0	1	5	1	0	0	0	0	0	0	0	0	0	0	0	0	0	0	0	0	W	23-7	
09/19	at Eagles	P	2	2	0	1.0	8.0	1	8	1	0	0	0	0	0	0	0	0	0	1	1	0	0	0	0	0	L	7-24	
09/25	Lions	P	1	1	0	0.0	0.0	0	0	2	0	0	0	0	0	0	0	0	0	0	0	0	0	0	0	0	W	28-24	
10/02	at Saints	P	6	4	2	0.0	0.0	1	0	0	0	0	0	0	0	0	0	0	0	0	0	0	0	0	0	0	W	28-25	
10/09	Bears	P	2	1	1	0.5	5.5	0	0	1	0	0	0	0	0	1	0	0	0	0	0	0	0	0	0	0	W	29-22	
10/16	at Dolphins		ON INACTIVE LIST																									W	24-16
10/30	Cardinals	P	3	3	0	0.0	0.0	0	0	0	0	0	0	0	0	0	0	0	0	0	0	0	0	0	0	0	W	34-26	
11/06	at Commanders	P	1	1	0	1.0	8.0	1	8	2	0	0	0	0	0	0	0	0	0	0	0	0	0	0	0	0	W	20-17	
11/13	at Bills	P	1	1	0	0.0	0.0	0	0	0	0	0	0	0	0	0	0	0	0	1	1	0	0	0	0	0	W	33-30+	
11/20	Cowboys	P	4	3	1	0.0	0.0	0	0	0	0	0	0	0	0	0	0	0	0	1	1	0	0	0	0	0	L	3-40	
11/24	Patriots	P	0	0	0	0.0	0.0	0	0	0	0	0	0	0	0	0	0	0	0	0	0	0	0	0	0	0	W	33-26	
12/04	Jets	P	2	2	0	0.0	0.0	1	0	1	0	0	0	0	0	0	0	0	0	1	1	0	0	0	0	0	W	27-22	
12/11	at Lions	P	1	0	1	0.0	0.0	0	0	1	0	0	0	0	0	0	0	0	0	0	0	0	0	0	0	0	L	23-34	
12/17	Colts	P	3	1	2	0.0	0.0	0	0	0	0	0	0	0	0	0	0	0	0	0	0	0	0	0	0	0	W	39-36+	
12/24	Giants	P	1	0	1	0.5	1.5	0	0	1	0	0	0	0	0	0	0	0	0	0	0	0	0	0	0	0	W	27-24	
01/01	at Packers	P	3	1	2	0.0	0.0	0	0	0	0	0	0	0	0	0	0	0	0	0	0	0	0	0	0	0	L	17-41	
01/08	at Bears	S	2	1	1	0.0	0.0	0	0	0	0	0	0	0	0	0	0	0	0	0	0	0	0	0	0	0	W	29-13	
2022 TOTALS		16-1	34	23	11	4.0	28.0	5	21	10	0	0	0	0	0	1	0	0	0	4	4	0	0	0	0	0	0	13-4	
+- Overtime																													

2021 GAME-BY-GAME REGULAR-SEASON STATISTICS (VIKINGS)

DATE	OPPONENT	P/S	TACKLES								INTERCEPTIONS				O. FUMB			ST			MISC		SCORE			
			TK	S	A	SK	YDS	TFL	YDS	QBH	NO	YDS	LG	TD	PD	FF	FR	TD	YDS	TK	S	A		FF	FR	S
09/12	at Bengals	S	2	1	1	0.0	0.0	0	0	0	0	0	0	0	0	0	0	0	0	0	0	0	0	0	L	24-27+
09/19	at Cardinals	S	1	1	0	0.0	0.0	0	0	0	0	0	0	0	0	0	0	0	0	0	0	0	0	L	33-34	
09/26	Seahawks	S	2	1	1	0.0	0.0	0	0	0	0	0	0	0	0	0	0	0	0	0	0	0	0	W	30-17	
10/03	Browns	S	1	1	0	0.0	0.0	0	0	0	0	0	0	0	0	0	0	0	0	0	0	0	0	L	7-14	
10/10	Lions	P	3	1	2	1.0	9.0	1	9	2	0	0	0	0	0	0	0	0	0	0	0	0	0	W	19-17	
10/17	at Panthers	P	3	0	3	0.0	0.0	0	0	0	0	0	0	0	0	0	0	0	0	0	0	0	0	W	34-28+	
10/31	Cowboys	P	2	1	1	0.0	0.0	0	0	1	0	0	0	0	0	0	0	0	0	0	0	0	0	L	16-20	
11/07	at Ravens	S	4	3	1	0.0	0.0	0	0	1	0	0	0	1	0	0	0	0	0	0	0	0	0	L	31-34+	
11/14	at Chargers	S	0	0	0	0.0	0.0	0	0	1	0	0	0	0	0	0	0	0	0	0	0	0	0	W	27-20	
11/21	Packers	S	1	1	0	0.0	0.0	0	0	0	0	0	0	0	0	0	0	0	0	0	0	0	0	W	34-31	
11/28	at 49ers	S	4	2	2	1.0	10.0	1	10	1	0	0	0	0	0	0	0	0	0	0	0	0	0	L	26-34	
12/05	at Lions	S	2	2	0	1.0	8.0	1	8	2	0	0	0	0	1	0	0	0	0	0	0	0	0	L	27-29	
12/09	Steelers	S	2	0	2	0.0	0.0	0	0	0	0	0	0	0	2	0	0	0	0	0	0	0	0	W	36-28	
12/20	at Bears	S	8	7	1	3.0	30.0	2	16	4	0	0	0	0	0	1	0	0	0	0	0	0	0	W	17-9	
12/26	Rams	S	3	1	2	0.0	0.0	0	0	1	0	0	0	0	0	0	0	0	0	0	0	0	0	L	23-30	
01/02	at Packers	S	2	2	0	0.0	0.0	0	0	0	0	0	0	0	0	0	0	0	0	0	0	0	0	L	10-37	
01/09	Bears	S	7	5	2	2.0	20.0	2	20	2	0	0	0	0	0	0	0	0	0	0	0	0	0	W	31-17	
2021 TOTALS			17-14	47	29	18	8.0	77.0	7	63	15	0	0	0	0	4	1	0	0	0	0	0	0	0	8-9	
+ - Overtime																										

2020 GAME-BY-GAME REGULAR-SEASON STATISTICS (VIKINGS)

			TACKLES							INTERCEPTIONS					O. FUMB			ST			MISC							
DATE	OPPONENT	P/S	TK	S	A	SK	YDS	TFL	YDS	QBH	NO	YDS	LG	TD	PD	FF	FR	TD	YDS	TK	S	A	FF	FR	S	A	W/L	SCORE
09/13	Packers		ON INACTIVE LIST																							L	34-43	
09/20	at Colts	P	1	1	0	0.0	0.0	0	0	0	0	0	0	0	0	0	0	0	0	0	0	0	0	0	0	0	L	11-28
09/27	Titans	P	3	2	1	0.0	0.0	1	19	0	0	0	0	0	0	0	0	0	0	0	0	0	0	0	0	0	L	30-31
10/04	at Texans	P	1	1	0	1.0	7.0	1	7	1	0	0	0	0	0	0	0	0	0	0	0	0	0	0	0	0	W	31-23
10/11	at Seahawks	P	0	0	0	0.0	0.0	0	0	0	0	0	0	0	0	0	0	0	0	0	0	0	0	0	0	0	L	26-27
10/18	Falcons	P	2	2	0	0.0	0.0	1	2	0	0	0	0	0	0	0	0	0	0	0	0	0	0	0	0	0	L	23-40
11/01	at Packers	P	1	1	0	1.0	0.0	0	0	2	0	0	0	0	0	1	0	0	0	0	0	0	0	0	0	0	W	28-22
11/08	Lions	P	0	0	0	0.0	0.0	0	0	1	0	0	0	0	0	0	0	0	0	0	0	0	0	0	0	0	W	34-20
11/16	at Bears	P	2	2	0	1.0	9.0	1	9	3	0	0	0	0	0	0	0	0	0	0	0	0	0	0	0	0	W	19-13
11/22	Cowboys	P	1	1	0	0.0	0.0	0	0	0	0	0	0	0	0	0	0	0	0	0	0	0	0	0	0	0	L	28-31
11/29	Panthers	P	1	0	1	0.0	0.0	0	0	1	0	0	0	0	1	0	0	0	0	0	0	0	0	0	0	0	W	28-27
12/06	Jaguars		ON INACTIVE LIST																							W	27-24+	
12/13	at Buccaneers	P	2	1	1	0.0	0.0	1	3	0	0	0	0	0	0	0	0	0	0	0	0	0	0	0	0	0	L	14-26
12/20	Bears	P	5	2	3	0.0	0.0	0	0	0	0	0	0	0	0	0	0	0	0	0	0	0	0	0	0	0	L	27-33
12/25	at Saints	S	2	1	1	0.0	0.0	0	0	1	0	0	0	0	0	0	0	0	0	0	0	0	0	0	0	0	L	33-52
01/03	at Lions	S	3	2	1	0.0	0.0	0	0	0	0	0	0	0	0	0	0	0	0	0	0	0	0	0	0	0	W	37-35
2020 TOTALS		14-2	24	16	8	3.0	16.0	5	40	9	0	0	0	0	1	1	0	0	0	0	0	0	0	0	0	0	7-9	

+ - Overtime

2022 GAME-BY-GAME POSTSEASON STATISTICS (VIKINGS)

			TACKLES							INTERCEPTIONS					O. FUMB			ST			MISC							
DATE	OPPONENT	P/S	TK	S	A	SK	YDS	TFL	YDS	QBH	NO	YDS	LG	TD	PD	FF	FR	TD	YDS	TK	S	A	FF	FR	S	A	W/L	SCORE
01/15	Giants	P	2	1	1	0.0	0.0	0	0	0	0	0	0	0	0	0	0	0	0	0	0	0	0	0	0	0	L	24-31
2022 TOTALS			1-0	2	1	1	0.0	0.0	0	0	0	0	0	0	0	0	0	0	0	0	0	0	0	0	0	0	0-1	



BRYCE
YOUNG

QUARTERBACK

9

Hometown: Pasadena, Calif.

College: Alabama

Acquired: D1-23

HT5'10"

WT204

AGE24

3

3

PANTHERS

CAREER HIGHLIGHTS

- In 30 games (28 starts) for the Panthers, completed 549-of-911 passes (60.3%) for 5,280 yards with 26 touchdowns and 19 interceptions...Also rushed 82 times for 502 yards with six touchdowns.
- In 2024, led the Panthers on game-tying or game-winning drives in six of the final nine games (Weeks 9, 10, 12, 16 & 18).
- Against the Cardinals in Week 16 of 2024, became the first Panthers quarterback to throw multiple touchdown passes and rush for at least one since Sam Darnold (2021, Week 3 vs. DAL).
- In the 2024 season finale against Atlanta, joined Cam Newton and Steve Beuerlein as the only Panthers players to finish a game with five total touchdowns (Newton accomplished this three times in Weeks 11, 13 & 15 of 2015; Beuerlein did in Week 17 of 1999)...Also became the youngest quarterback in NFL history to finish a game with 250 passing yards, three passing touchdowns and two rushing scores (23 years, 164 days).
- Joined Justin Herbert (2020) and Kyler Murray (2019) as the only rookie quarterbacks in NFL history to record at least 20 completions in each of the first six career games.

YEAR-BY-YEAR

- 2024:** Appeared in 14 games (12 starts) for the Panthers...Completed 234 of 284 passes (60.9%), for 2,403 yards with 15 touchdowns and nine interceptions with a passer rating of 82.2...Also rushed 43 times for 249 yards with six scores, tied for the third most rushing touchdowns by a quarterback...Increased completion percentage, passer rating, yards per attempt, completions of 25+ yards, passing touchdowns and rushing touchdowns from rookie season...After returning as the starter at Denver (10/27), threw all 15 touchdown passes against six interceptions, including touchdown passes in each of the last 10 games, and increased both completion percentage and passer rating in that span...Led the Panthers on game-tying or game-winning drives in six of the final nine games (Weeks 9, 10, 12, 16 & 18)...Became the first Panthers quarterback to throw at least two touchdowns and rush for at least one since 2021 vs. Arizona (12/22)...Posted a single-game best 123.5 passer rating at Atlanta (1/5/25), the third straight 100+ passer rating game to close the season, and threw for 251 yards, three touchdowns and ran for two more...The performance made him the youngest quarterback (23 years, 164 days) in NFL history to finish a game with 250+ passing yards, three-passing touchdowns, and two+ rushing scores...Joined Cam Newton and Steve Beuerlein as the only Panthers players to finish a game with five total touchdowns.
- 2023:** Started all 16 games played for the Panthers as a rookie...Completed 315 of 527 passes (59.8%) for 2,877 yards, 11 touchdowns and 10 interceptions for a passer rating of 73.7...Ran for 253 yards on 39 carries...Against Minnesota (10/1), completed 78.1% of passes, the highest by a Panthers quarterback since 2020...Between the second and fourth quarters, completed 18 consecutive passes, setting a franchise record, and second among rookie quarterbacks in the last 45 seasons...At Chicago (11/29), completed 21 passes, extending streak of 20-or-more completions to eight games to start career, joining Justin Herbert (2020) as the only rookie quarterbacks in NFL history to record at least 20 completions in each of the first eight career games.

PANTHERS

TRANSACTIONS

- Selected by the Carolina Panthers in the first round (1st overall) of the 2023 NFL Draft (4/27/23).

PANTHERS

COLLEGE

- Spent three seasons (2020-22) at Alabama, appearing in 36 career games...Finished his career as the only quarterback in Alabama history to throw for 3,000-plus yards in two seasons (2021, 2022)...Finished second in program history for career passing yards (8,356) and passing touchdowns (80)...As a junior, finished the season with 3,328 passing yards and 32 touchdowns...Also ran for 185 yards and four touchdowns...Earned second team All-American and second team All-SEC honors...As a sophomore, set the Alabama single-season marks for passing yards (4,872) and touchdowns (47)...A consensus first team All-American, won the Heisman Trophy while also claiming the Maxwell, Davey O'Brien and Manning awards...Garnered SEC Offensive Player of the Year honors...As a freshman, saw action in nine games, finishing the season 13-of-22 for 156 yards and a touchdown...A native of Pasadena, Calif...Attended Mater Dei High School.

PANTHERS

PAW PRINTS

- An avid basketball player, Bryce grew up shooting hoops with Texans QB C.J. Stroud. The two have known each other since middle school when they faced off in youth football - Bryce played for the Inland Empire Ducks and C.J. played for the Pomona Valley Steelers. Bryce has described himself as "more of a point [guard]" and compares his style of play to Cleveland Cavaliers point guard Darius Garland.
- Bryce, along with his parents, Craig, who is a mental health therapist, and Julie, a former special education teacher, launched the Young 9 Foundation in 2024. The foundation strives to provide young people everywhere with access to the tools and support they need in order to prioritize their mental health and thrive in all aspects of their lives. The Young 9 Foundation hosts annual football camps in Charlotte, N.C. and Pasadena, Calif.

BRYCE YOUNG'S NFL REGULAR SEASON PASSING STATISTICS

DATE	TEAM	GP	GS	ATT.	CMP.	PCT.	YDS	AVG.	TD	INT.	LG	SK	LST	RATE
2023	Panthers	16	16	527	315	59.8	2,877	5.5	11	10	48	62	477	73.7
2024	Panthers	14	12	384	234	60.9	2,403	6.3	15	9	83t	29	186	82.2
TOTALS		30	28	911	549	60.3	5,280	5.8	26	19	83T	91	663	77.3

BRYCE YOUNG'S NFL REGULAR SEASON RUSHING STATISTICS

DATE	TEAM	NO.	YDS.	AVG.	LG	TD
2023	Panthers	39	253	6.5	26	0
2024	Panthers	43	249	5.8	34	6
TOTALS		82	502	6.1	34	6

BRYCE YOUNG'S NFL REGULAR SEASON PASSING/RUSHING STATISTICS

DATE	TEAM	GP	GS	ATT.	CMP.	PCT.	PASSING							RUSHING					
							YDS	AVG.	TD	INT.	LG	SK	LST	RATE	NO.	YDS.	AVG.	LG	TD
2023	Panthers	16	16	527	315	59.8	2,877	5.5	11	10	48	62	477	73.7	39	253	6.5	26	0
2024	Panthers	14	12	384	234	60.9	2,403	6.3	15	9	83t	29	186	82.2	43	249	5.8	34	6
TOTALS		30	28	911	549	60.3	5,280	5.8	26	19	83T	91	663	77.3	82	502	6.1	34	6

SINGLE-GAME HIGHS: QUARTERBACK

Pass Attempts 46 vs. Tampa Bay Buccaneers, Dec 01, 2024
Pass Completions 26 vs. Tampa Bay Buccaneers, Dec 01, 2024
Yards Passing 312 vs. Green Bay Packers, Dec 24, 2023
TD Passes 3 at Atlanta Falcons, Jan 05, 2025
...1 more at 3.
Long Passes 83t vs. Dallas Cowboys, Dec 15, 2024
Completion Percentage 78.1 vs. Minnesota Vikings, Oct 01, 2023

Passer Rating 123.5 at Atlanta Falcons, Jan 05, 2025
Rush Attempts 7 at Philadelphia Eagles, Dec 08, 2024
Rushing Yards 68 vs. Arizona Cardinals, Dec 22, 2024
Rushing Average 4.1 at Philadelphia Eagles, Dec 08, 2024
Longest Runs 34 vs. Arizona Cardinals, Dec 22, 2024
Rushing TDs 2 at Atlanta Falcons, Jan 05, 2025

300-YARD PASSING GAMES (1): REGULAR SEASON

DATE	TEAM	NO.	YDS.	AVG.	LG	TD
12/24/23	PACKERS	23	312	13.6	30	2


2024 GAME-BY-GAME REGULAR-SEASON STATISTICS (PANTHERS)

PASSING														RUSHING						
DATE	OPPONENT	P/S	ATT	CMP	YDS	PCT	Y/A	Y/C	TD	INT	LG	SK/YD	RATE	ATT	YDS	LG	TD	W/L	SCORE	
09/08	at Saints	S	30	13	161	43.3	5.4	12.4	0	2	35	4/26	32.8	4	12	4	1	L	10-47	
09/15	Chargers	S	26	18	84	69.2	3.2	4.7	0	1	12	2/15	57.2	1	6	6	0	L	3-26	
09/22	at Raiders		DID NOT PLAY (NON-INJURY)																W	36-22
09/29	Bengals		DID NOT PLAY (NON-INJURY)																L	24-34
10/06	at Bears	P	7	4	58	57.1	8.3	14.5	0	0	27	1/2	84.2	1	8	8	0	L	10-36	
10/13	Falcons		DID NOT PLAY (NON-INJURY)																L	20-38
10/20	at Commanders	P	2	2	-4	100.0	-2.0	-2.0	0	0	2	0/0	79.2	0	0	0	0	L	7-40	
10/27	at Broncos	S	37	24	224	64.9	6.1	9.3	2	2	29	2/9	76.9	3	6	4	0	L	14-28	
11/03	Saints	S	26	16	171	61.5	6.6	10.7	1	1	46	1/5	77.6	4	9	9	0	W	23-22	
11/10	Giants	S	25	15	126	60.0	5.0	8.4	1	0	24	1/8	86.4	2	30	24	0	W	20-17+	
11/24	Chiefs	S	35	21	263	60.0	7.5	12.5	1	0	36	2/14	92.9	3	20	11	0	L	27-30	
12/01	Buccaneers	S	46	26	298	56.5	6.5	11.5	1	0	38	1/9	83.4	3	17	10t	1	L	23-26+	
12/08	at Eagles	S	34	19	191	55.9	5.6	10.1	1	1	31	1/7	69.6	7	29	11	0	L	16-22	
12/15	Cowboys	S	28	19	219	67.9	7.8	11.5	1	2	83t	6/44	73.4	3	12	6t	1	L	14-30	
12/22	Cardinals	S	26	17	158	65.4	6.1	9.3	2	0	23	3/9	107.5	5	68	34	1	W	36-30+	
12/29	at Buccaneers	S	28	15	203	53.6	7.3	13.5	2	0	40t	5/38	100.7	2	8	7	0	L	14-48	
01/05	at Falcons	S	34	25	251	73.5	7.4	10.0	3	0	33t	0/0	123.5	5	24	11	2	W	44-38+	
2024 TOTALS		14-12	384	234	2,403	60.9	6.3	10.3	15	9	83T	29/186	82.2	43	249	34	6	5-12		
+ - Overtime																				

+ - Overtime

2023 GAME-BY-GAME REGULAR-SEASON STATISTICS (PANTHERS)

DATE	OPPONENT	P/S	PASSING											RUSHING							SCORE
			ATT	CMP	YDS	PCT	Y/A	Y/C	TD	INT	LG	SK/YD	RATE	ATT	YDS	LG	TD	W/L			
09/10	at Falcons	S	38	20	146	52.6	3.8	7.3	1	2	14	2/19	48.8	3	17	16	0	L	10-24		
09/18	Saints	S	33	22	153	66.7	4.6	7.0	1	0	22	4/14	87.1	2	34	26	0	L	17-20		
09/24	at Seahawks		ON INACTIVE LIST															L	27-37		
10/01	Vikings	S	32	25	204	78.1	6.4	8.2	0	0	22	5/55	93.2	2	10	6	0	L	13-21		
10/08	at Lions	S	41	25	247	61.0	6.0	9.9	3	2	30	1/4	82.1	1	4	4	0	L	24-42		
10/15	at Dolphins	S	38	23	217	60.5	5.7	9.4	1	0	27	4/36	85.1	0	0	0	0	L	21-42		
10/29	Texans	S	31	22	235	71.0	7.6	10.7	1	0	40	6/55	103.6	4	11	7	0	W	15-13		
11/05	Colts	S	39	24	173	61.5	4.4	7.2	1	3	48	4/36	48.3	5	41	13	0	L	13-27		
11/09	at Bears	S	38	21	185	55.3	4.9	8.8	0	0	45	3/15	68.4	3	18	8	0	L	13-16		
11/19	Cowboys	S	29	16	123	55.2	4.2	7.7	1	1	20	7/46	62.9	2	3	4	0	L	10-33		
11/26	at Titans	S	31	18	194	58.1	6.3	10.8	0	0	25	4/32	76.5	3	23	11	0	L	10-17		
12/03	at Buccaneers	S	31	15	178	48.4	5.7	11.9	0	1	31	4/29	52.9	0	0	0	0	L	18-21		
12/10	at Saints	S	36	13	137	36.1	3.8	10.5	0	0	32	4/38	48.0	3	40	21	0	L	6-28		
12/17	Falcons	S	24	18	167	75.0	7.0	9.3	0	0	20	3/13	93.6	4	9	12	0	W	9-7		
12/24	Packers	S	36	23	312	63.9	8.7	13.6	2	0	30	2/14	110.0	4	17	9	0	L	30-33		
12/31	at Jaguars	S	32	19	112	59.4	3.5	5.9	0	1	18	6/45	53.1	1	2	2	0	L	0-26		
01/07	Buccaneers	S	18	11	94	61.1	5.2	8.5	0	0	42	3/26	74.8	2	24	20	0	L	0-9		
2023 TOTALS		16-16	527	315	2,877	59.8	5.5	9.1	11	10	48	62/477	73.7	39	253	26	0	2-15			



CHANDLER
ZAVALA

GUARD | (zuh-VAWL-uh)

62

Hometown: Boynton Beach, Fla.

College: NC State

Acquired: D4-23

HT6'5"

WT325

AGE26

3

3

PANTHERS

CAREER HIGHLIGHTS

- Has appeared in 27 games with nine starts for the Panthers at both left (seven) and right guard (two)...Hasn't committed a holding penalty in 537 offensive snaps, per StatsPass.

YEAR-BY-YEAR

- 2024:** Played in all 17 games (two starts) for the Panthers...Started at right guard in the season finale at Atlanta (1/5/25), as part of an offensive line that did not allow a sack.
- 2023:** Appeared in 10 games (seven starts) for the Panthers as a rookie before being placed on injured reserve (11/26)...Started at right guard at Atlanta (9/10), one of only four rookie offensive linemen drafted in the fourth round or later to start Week 1.

PANTHERS

TRANSACTIONS

- Selected by the Carolina Panthers in the fourth round (114th overall) of the 2023 NFL Draft.

PANTHERS

COLLEGE

- Played his last two seasons at NC State (2021-22), after playing three seasons at Fairmont State (2017-19)...During his senior season, he was named first-team All-ACC and Academic All-ACC after starting in all 12 games...As a junior, missed the last seven games of the season due to a back injury, but in the five games he played in, the Wolfpack averaged 172 rushing yards per game...Two-year starter at left guard at Fairmont State, where he played in 23 games and started in 20 games (2017-19)...A native of Boynton Beach, Fla...Attended Forest Park High School.

PANTHERS

PAW PRINTS

- Chandler's father, Demetrio, is a chef and a two-time Chopped champion.

CHANDLER ZAVALA'S NFL REGULAR SEASON STATISTICS

DATE	TEAM	GP	GS
2023	Panthers	10	7
2024	Panthers	17	2
NFL TOTALS		27	9



ROOKIES & FIRST YEARS



DALEVON

CAMPBELL

WIDE RECEIVER

81

Hometown: Missouri City, Texas

College: South Carolina


Acquired: WV-25 LAC

HT6'4"

WT205


AGE23

R

R

PANTHERS


TRANSACTIONS


Signed as an undrafted free agent by the Los Angeles Chargers (5/12/25)...Waived by the Los Angeles Chargers (8/26/25)...Claimed off waivers by the Carolina Panthers (8/27/25).

PANTHERS

COLLEGE


Played six seasons of college football, starting his career at Illinois (2019-21) before transferring to Nevada (2022-23) and finishing with a season at South Carolina (2024)...Appeared in 61 career games with 21 starts, recording 87 catches for 1,463 yards (16.8 avg.) and three touchdowns...In his lone season at South Carolina in 2024, played in 13 games with four starts and logged 12 receptions for 312 yards for a team-best 26 yards per reception...Tied his career high with 120 yards on five receptions vs. Wofford (Nov. 23)...Appeared in all 12 games with eight starts in his final season at Nevada in 2023, recording 31 catches for a career-high 594 yards (19.2 avg.) and a career-best two touchdowns...Earned All-Mountain West honorable mention after leading all receivers in the conference in yards per reception (min. 30 receptions)...Played in 12 games with seven starts in 2022, catching a career-high 38 passes for 459 yards (12.1 avg.) and a touchdown...Finished No. 2 on the team in receiving yards and No. 3 in receptions...Posted his first 100-yard game vs. Fresno State (Nov. 19), catching three passes for a career-best 120 yards and his first career touchdown...Appeared in 11 games for Illinois in 2021, recording three receptions for 50 yards (16.7 avg.)...Saw action in seven games with one start in 2020, logging three passes for 48 yards (16.0 avg.)...As a true freshman for Illinois in 2019, played in six games and mainly contributed on special teams...Attended Fort Bend Marshall High School in Missouri City, Texas.



TREVOR
ETIENNE

23

RUNNING BACK

Hometown: Jennings, La.


College: Georgia


Acquired: D4a-25

HT5'9"

WT198


AGE21

R

R


PANTHERS

TRANSACTIONS

 Selected by the Carolina Panthers in the fourth round (114th overall) of the 2025 NFL Draft (4/26/25).

PANTHERS

COLLEGE

 Appeared in 34 games over three seasons with Georgia (2024) and Florida (2022-23)...Rushed 371 times for 2,081 yards with 23 touchdowns and caught 62 passes for 432 yards with one touchdown...Also returned 26 kicks for 645 yards and two punts for 26 yards...In 2024 at Georgia, was named as Coaches All-SEC Third Team honoree...Started all nine games in which he appeared...Made Bulldog debut in home opener against Tennessee Tech, rushing five times for 78 yards, including a long run of 45 yards...Led the Bulldogs in rushing for the second-straight week, tallying 79 yards on 19 attempts in conference-opening win at Kentucky...Led the Bulldogs in rushing yards for the third-straight game at Alabama, tallying 55 yards and one touchdown on 12 carries...Led the Bulldogs in rushing with 88 yards and two touchdowns on 16 attempts in win over Auburn...Also caught six passes for 36 yards against the Tigers...Recorded 11 rushes for 35 yards and a touchdown in home victory over Mississippi State, also catching six passes for 35 yards...tallied 19 carries for 87 yards and a season-high three touchdowns at Texas, adding three catches for 23 yards...Missed final three regular season games due to injury...Rushed 16 times for a team-high 94 yards and two touchdowns, including the game-winning score in overtime, to defeat Texas in the SEC Championship in his return from injury...Rushed for 38 yards on 11 attempts in Allstate Sugar Bowl vs. Notre Dame, leading the Bulldogs on the ground in the CFP Quarterfinal matchup...Was named AP and Coaches Preseason All-SEC First Team selection...Named to watch lists for the Maxwell, Paul Hornung, and Doak Walker Awards...Prior to Georgia, played two seasons at Florida, appearing in 24 games with one start, rushing 249 times for 1,472 yards and 14 touchdowns...Caught 30 passes for 238 yards and one touchdown, while also returning 28 kicks for 671 yards...Led team in 2023 in rushing touchdowns (eight), yards per carry (5.7) and yards per game (68.4)...Named to 2022 SEC All-Freshman Team...Also named Doak Walker National Running Back of the Week for tallying career-high 172 yards and a touchdown against Tennessee...Attended Jennings (La.) High School.



MITCHELL
EVANS

TIGHT END

84

Hometown: Wadsworth, Ohio


College: Notre Dame


Acquired: D5b-25

HT6'5"

WT258

AGE22

R

R

PANTHERS

TRANSACTIONS

 Selected by the Carolina Panthers in the fifth round (163rd overall) of the 2025 NFL Draft (4/26/25).

PANTHERS

COLLEGE

 In four years at Notre Dame (2021-24), appeared in 45 games...Caught 77 passes for 903 yards with five touchdowns...As a senior, caught 43 passes for 421 yards with three touchdowns...Started in the 2025 CFP National Championship game against Ohio State and had four catches for 52 yards...In 2023 as a junior, appeared in eight games with 29 catches for 422 yards with one touchdown...Ended the season as the team's top receiving target, averaging 52.8 yards per game...As a sophomore, played in eight of Notre Dame's 13 games after coming back from an early season injury...Recorded 11 yards rushing and a touchdown on seven attempts...Rushed for five first downs and a score, and never had a negative yardage attempt...Added three receptions for 39 yards and a score through the air...As a true freshman, played in all 13 games for the Irish...Had two receptions for 21 yards...Attended Wadsworth (Ohio) High School.



RYAN
FITZGERALD

10

KICKER

Hometown: Coolidge, Ga.

College: Florida State

Acquired: UDFA-25

HT5'11"

WT193


AGE25

R

R

PANTHERS

TRANSACTIONS

 Signed as an undrafted free agent by the Carolina Panthers (5/8/25).

PANTHERS

COLLEGE

 Appeared in 56 games in six seasons at Florida State (2020-24)...Finished third in FSU history with six 50-yard field goals, fourth with 178 extra points, fifth with 352 points scored and seventh with 58 made field goals...As a senior, named first-team All-American, second-team All-ACC and Lou Groza Award finalist...Don Powell Award winner, presented by the Orlando Seminole Club to the Unsung Heroes...AFCA first-team All-American, joining punter Alex Mastromanno as the first punter-kicker duo from the same school to earn first-team honors by AFCA in the same season...Also named third-team All-American by Associated Press...Went 13-for-13 on field goal attempts, the most in the nation without a miss and the second kicker in FSU history to make his first 13 field goals in a season...five-for-five over 50 yards, the most 50-yard field goals in a season at FSU...In 2023, served as FSU's primary kicker in all 14 games...Scored career-high 115 points courtesy of 19-of-21 on field goals and 58-of-58 on PAT attempts...Also averaged 64.0 yards per kickoff, totaling 5,500 yards on 86 kickoffs, with 56 touchbacks...Named third-team All-ACC and to the All-ACC Academic Team...Was a Lou Groza Award semifinalist and won the Bill McGrotha Award...Field goal percentage of 90.4% ranked seventh in America and was third-best for single season in FSU history...Led the ACC with 58 PATs, 14 more than next-closest kicker, 77 total made kicks and 115 points...Ranked 11th nationally in made PATs, 17th in total points scored and 20th in made field goals...Made PATs total was second-most by FSU kicker without miss and ranked fourth on FSU's single-season list...Points scored was 10th-highest single-season points total in program history...Made first 10 field-goal attempts, longest streak by FSU kicker since Lou Groza Award winner Roberto Aguayo in 2014...Served as FSU's primary placekicker in all 13 games in 2022...Scored 93 points courtesy of 12 field goals and 57 PATs...Named All-ACC Academic Team, to the ACC Honor Roll and a Seminole Scholar...Earned team's Bill McGrotha Award...Ranked eighth in ACC in total points scored...In 2021, served as FSU's primary placekicker in all 12 games...Scored 67 points courtesy of 10 field goals and 37 PATs...Named to the All-ACC Academic Team and the ACC Honor Roll...Was also a Seminole Scholar...Appeared in five games in 2020, going 12-of-13 on PAT attempts and four-of-seven on field goals for 24 points...Named to ACC Honor Roll and was a Seminole Scholar...Redshirted in 2019...Attended Colquitt County High School in Norman Park, Ga.



JARED

HARRISON-HUNTE

75

DEFENSIVE END

Hometown: Middle Village, N.Y.

College: SMU

Acquired: UDFA-25

HT6'4"

WT294

AGE25

R

R

PANTHERS

TRANSACTIONS

Signed as an undrafted free agent by the Carolina Panthers (5/8/25)...Waived by the Carolina Panthers (8/26/25)...Signed to the Carolina Panthers practice squad (8/27/25).

PANTHERS

COLLEGE

Played six years at the collegiate level, spending five seasons at Miami (Fla.) (2019-23) and one season at SMU (2024)...Appeared in 56 games throughout his college career, recording 120 tackles (61 solo), 29 tackles for loss, 15.5 sacks, an interception, a pass defended, a forced fumble and a fumble recovery...Started and appeared in all 14 games for SMU in 2024, registering a career-high 42 tackles (18 solo), 8.5 tackles for loss, 6.5 sacks and an interception...Named first-team All-ACC by the league's coaches and media and second-team All-ACC by *The Associated Press*...Played in 13 games with 11 starts in his final season at Miami in 2023, recording 26 tackles (11 solo), three tackles for loss, 2.0 sacks, a fumble recovery and a blocked kick...Appeared in nine games in 2022, registering 16 tackles (12 solo), four tackles for loss and 2.0 sacks...Saw action in 11 games with eight starts in 2021, finishing the season with 19 tackles (11 solo), 7.5 tackles for loss, 2.0 sacks and a pass defended...Played in eight games with one start in 2020, posting 17 tackles (nine solo), six tackles for loss, 3.0 sacks, a forced fumble and a blocked kick...Appeared in one game as a redshirt freshman for the Hurricanes in 2019...Attended Christ The King High School in Middle Village, N.Y.



JIMMY
HORN JR.

WIDE RECEIVER

15

Hometown: Sanford, Fla.

College: Colorado

Acquired: D6-25

HT5'8"

WT174


AGE22

R

R

PANTHERS

TRANSACTIONS

 Selected by the Carolina Panthers in the sixth round (208th overall) of the 2025 NFL Draft (4/26/25).

PANTHERS

COLLEGE

 Played four seasons of college football, spending two seasons at South Florida (2021-22) and two seasons at Colorado (2023-24)...In his collegiate career, recorded 162 receptions for 1,967 yards and 11 touchdowns and rushed 17 times for 128 yards and a touchdown...Returned 33 kickoffs for 716 yards (21.7 avg.) and a touchdown and 14 punts for 90 yards (6.4 avg.)...As a senior in 2024, played and started in 11 games while missing most of the last three games due to injury...Finished the season with 37 receptions for 441 yards and a touchdown...Also averaged 21 yards per kickoff return and 10.3 yards per punt return...Started all 12 games in his first season at Colorado in 2023, recording 58 receptions for 567 yards and six touchdowns...Led the team in receiving touchdowns and finished No. 2 on the team in receptions and No. 3 in receiving yards...In his two seasons at South Florida, played in 23 games and registered 67 receptions for 959 yards and four touchdowns and added 14 carries for 107 yards and a touchdown...Recorded 16 kickoff returns for 323 yards and a touchdown, while averaging 20.2 yards per return...Played in 11 games in his final season at USF in 2022, collecting 37 receptions for 551 yards and three touchdowns...Also added seven kickoff returns for an average of 29.9 yards...Played in 12 games with five starts in 2021, compiling 30 receptions for 408 yards and a touchdown...Attended Seminole (Fla.) High School.



CAM
JACKSON

DEFENSIVE TACKLE

92

Hometown: Haynesville, La.

College: Florida

Acquired: D5a-25

HT6'6"

WT328


AGE23

R

R


PANTHERS

TRANSACTIONS

 Selected by the Carolina Panthers in the fifth round (140th overall) of the 2025 NFL Draft (4/26/25).

PANTHERS

COLLEGE

 Appeared in 57 games over five seasons of college football, spending three seasons at Memphis (2020-22) and two seasons at Florida (2023-24)...Notched 120 tackles (55 solo) with 4.0 sacks, 11 tackles for loss and five passes defended...In 2024, recorded 37 tackles (14 solo), 4.5 tackles for loss, 2.0 sacks and two pass breakups through 12 games (11 starts)...Earned an invite to the 2025 Reese's Senior Bowl and NFL Scouting Combine...Started 11 games on the defensive line in 2023...Totaled 32 tackles (18 solo), 0.5 tackle for loss and two passes defended...Totaled six tackles and one pass break up in win over No. 11 Tennessee, earning SEC Co-Defensive Lineman of the Week (Sept. 16)...Spent three seasons at Memphis prior to Florida...In 2022, started all 13 games for the Tigers and named third-team All-AAC by PFF...Totaled 41 tackles, 2.5 tackles for loss, four quarterback hurries and one pass breakup...Notched a sack in the SERVPRO First Responder Bowl against Utah State (Dec. 27)...In 2021, played in all 12 games...Totaled nine tackles (six solo) with 2.5 tackles for loss, 1.5 sacks and a quarterback hurry...Had five tackles with one for a loss, a sack and a QB hurry against East Carolina (Nov. 13)...As a true freshman in 2020, appeared in nine games...Blocked a game-winning kick to help secure a 50-49 victory vs. UCF (Oct. 17)...Attended Haynesville (La.) High School.



KALEN
KING

CORNERBACK

25

Hometown: Detroit, Mich.

College: Penn State

Acquired: FA-25

HT5'11"

WT190

AGE22

1

1

PANTHERS

CAREER HIGHLIGHTS

- Spent the entire 2024 season on the Green Bay Packers practice squad.
- Was active but did not play at Detroit (Dec. 5).
- Selected by the Green Bay Packers in the seventh round (255th overall) of the 2024 NFL Draft.

YEAR-BY-YEAR

- 2024: Spent the entire season on Green Bay's practice squad...Was elevated to the active roster from the practice squad at Detroit (Dec. 5), but did not play.

PANTHERS


TRANSACTIONS

- Selected by the Green Bay Packers in the seventh round (255th overall) of the 2024 NFL Draft...Waived by the Green Bay Packers (8/27/24)...Signed to the Green Bay Packers practice squad (8/28/24)...Waived by the Green Bay Packers (8/26/25)...Signed to the Carolina Panthers practice squad (8/28/25).

PANTHERS

COLLEGE

- Played in 38 games with 23 starts in three seasons at Penn State (2021-23), finishing his collegiate career with 82 tackles (58 solo), 5.5 tackles for loss, three interceptions, 28 passes defended, two forced fumbles and one fumble recovery...Started all 12 games in 2023, recording 29 tackles (20 solo), 1.5 tackles for loss and two passes defended...Earned second-team All-Big Ten honors from the coaches and media...Helped the team rank No. 2 in the nation in total defense (247.6 ypg) and first downs allowed per game (13.9), No. 3 in scoring defense (13.5 ppg) and No. 7 in passing defense (172.1 ypg)...Named to the Bednarik Award, Bronko Nagurski Trophy, Jim Thorpe Award and Lott IMPACT Trophy watch lists prior to the season...Earned first-team preseason All-America accolades from *The Associated Press*, *Sporting News* and *Pro Football Focus*...Appeared in all 13 games in 2022 with nine starts, finishing with a career-best 30 tackles (23 solo), three tackles for a loss, three INTs, 21 passes defended, a forced fumble and a fumble recovery...Led the Big Ten and ranked No. 3 in the nation in passes defended...Tied for No. 6 in program history in passes defended in a single season...Helped the team rank No. 9 in the nation in scoring defense (18.2 ppg)...Earned All-America honors from the Walter Camp Football Foundation (second team), *Pro Football Focus* (third team) and Phil Steele (honorable mention)...Named third-team All-Big Ten by the coaches and media...Garnered All-Big Ten accolades from PFF (first team), *AP* (second team) and Phil Steele (second team)...Played in all 13 games with one start as a true freshman in 2021, finishing with 23 tackles (15 solo), a tackle for a loss, five passes defended and a forced fumble...Was tied for No. 3 on the team in passes defended...Attended Cass Technical High School in Detroit.



BAM

MARTIN-SCOTT

LINEBACKER

57

Hometown: Fort Wayne, Ind.


College: South Carolina

Acquired: UDFA-25


HT6'2"

WT231

AGE25




R



R


PANTHERS

TRANSACTIONS

 Signed as an undrafted free agent by the Carolina Panthers (5/8/25).

PANTHERS

COLLEGE

 Played six seasons of college football, starting his career at Dodge City (Kan.) Community College (2019-20) and finishing with four seasons at South Carolina (2021-24). Appeared in 40 career games for the Gamecocks with nine starts over his four seasons, collecting 121 tackles (76 solo), 14 tackles for loss, 4.5 sacks, seven passes defended, an interception, three forced fumbles and a fumble recovery. In 2024, appeared in 13 games with six starts, tallying a career-high 67 tackles (39 solo) with nine tacles for loss, 2.5 sacks, two passes defended, two forced fumbles and a fumble recovery. Appeared in 10 contests making three starts in 2023, registering 38 tackles (27 solo), four tackles for loss, 2.0 sacks, two quarterback hurries and a pass defended. As a redshirt junior in 2022, appeared in all 13 games as a reserve linebacker and on special teams. Added 16 tackles (10 solo), three passes defended and his first career interception. In first year with South Carolina, appeared in four games on special teams. At Dodge City in 2019, was an All-KJCCC honorable mention. Attended Snider High School in Fort Wayne, Ind.



TETAIROA
MCMILLAN

WIDE RECEIVER | (tet-uh-row-uh)

4

Hometown: Waimānalo, Hawaii

College: Arizona


Acquired: D1-25

HT6'4"

WT219


AGE22

R

R


PANTHERS

TRANSACTIONS

 Selected by the Carolina Panthers in the first round (8th overall) of the 2025 NFL Draft (4/24/25).

PANTHERS

COLLEGE

 In three years at Arizona (2022-24), recorded 213 catches for 3,423 yards and 26 touchdowns...Finished his career ranked No. 1 in Wildcat history in receiving yards, No. 3 in receiving touchdowns and No. 4 in receptions...As a senior at Arizona, named first-team All-Big 12 and a finalist for the Biletnikoff Award after securing 84 catches for 1,319 yards and eight touchdowns...Finished the season ranked No. 3 in the nation in receiving yards and yards per game (109.9), tied for No. 8 in receiving TDs and No. 9 in receptions...His 1,319 receiving yards were the fifth-most in a single season in program history...Moved into first all-time in program history in career receiving yards with 115 yards on nine receptions against TCU (11/23)...Made 10 receptions for a single-game program record 304 receiving yards against New Mexico to open the season (8/31)...Four touchdown grabs tied a program record and was the third-most in a single game in Big 12 history (since 1996)...304 receiving yards ranked fifth in Big 12 history (since 1996) for the most receiving yards in a game and the 304 all-purpose yards were ninth in school history for individual all-purpose yards in a game...Started all 13 games in 2023, leading the team with 1,402 receiving yards and finishing No. 2 on team with 10 touchdowns...Finished No. 2 in the Pac-12 in receiving yards per game (107.8) and tied for No. 5 in receiving touchdowns...Ended the season tied for sixth in school history in single-season receiving TDs, falling three TD receptions shy of the single-season record that his teammate Jacob Cowing (13) set in 2023...His 1,402 receiving yards were the second most in a single-season in program history...Became the eighth player in program history to surpass 2,000-career receiving yards (2,104)...Completed one pass on one attempt for a 21-yard touchdown on a trick play, marking his first collegiate passing touchdown against Utah (11/18)...As a true freshman, appeared in all 12 games (eight starts)...Led all true freshman nationally with 702 yards on 39 receptions and eight touchdowns...Set an Arizona record for most receiving yards (702) by a true freshman, surpassing Nate Phillips' 696 receiving yards in 2013...His eight touchdowns was tied for first in the Pac-12...Crossed the 100-yard threshold once at Washington (10/15) with 132 yards and two touchdowns on seven receptions...Made five catches for 90 yards and one touchdown against Colorado (10/1)...Caught a touchdown in seven of 12 games played...Ranked No. 2 in the nation among true freshman in yards per game (58.5)...Attended Servite High School in Anaheim, Calif.

PANTHERS

PAW PRINTS

 Prefers to go by "TMac" or "Nalo", a name given to him by his childhood friends...Nalo is short for his hometown of Waimanalo, Hawaii.



MAZ

MWANSA

LINEBACKER | (mazz muh-WAN-sa)

58

Hometown: Peterborough, England

College: --

Acquired: FA-25

HT6'3"

WT223


AGE21

R

R

PANTHERS

TRANSACTIONS

 Signed through the International Player Pathway by the Carolina Panthers (4/30/25).

PANTHERS


PAW PRINTS

 Is a native of Peterborough, England.

 Grew up playing rugby, soccer, basketball, track and field and cricket...His school hosted a "sports day" on campus and he ran 100-meters in 10.48 seconds.

 Familiarized himself with American football by watching Netflix's "Last Chance U" and "Quarterback" to learn more about the game before joining the Nottingham Caesars, an American football team in the British American Football Association National League

 Spent a year with the Great Britain National Team for the 2024 European Championship.



BRYCE
PIERRE

TIGHT END

45

Hometown: Rancho Cucamonga, Calif.


College: UCLA


Acquired: UDFA-25

HT6'5"

WT255


AGE24

R

R

PANTHERSPANTHERS

TRANSACTIONS

 Signed as an undrafted free agent by the Carolina Panthers (5/8/25)...Waived by the Carolina Panthers (8/26/25)...Signed to the Carolina Panthers practice squad (8/27/25).

PANTHERSPANTHERS

COLLEGE

 Appeared in 23 games with six starts over three seasons of FBS football at Arizona State (2022-23) and UCLA (2024)...Played two seasons at the junior college level, appearing in 14 total games at Mt. SAC College (2021) and Chaffey College (2019)...In his FBS playing career, totaled 233 receiving yards on 28 catches (8.32 yards per catch)...Recorded a career-high 35 receiving yards against Fresno State as a Sun Devil in 2023...Recorded a career-high four receptions against Washington as a Sun Devil in 2023...Attended Rancho Cucamonga (Calif.) High School.



LATHAN
RANSOM

SAFETY

22

Hometown: Tucson, Ariz.

College: Ohio State

Acquired: D4b-25

HT6'0"

WT206


AGE23

R

R


PANTHERS

TRANSACTIONS

 Selected by the Carolina Panthers in the fourth round (122nd overall) of the 2025 NFL Draft (4/26/25).

PANTHERS

COLLEGE

 Appeared in 55 games with 37 starts in four seasons at Ohio State (2020-24), recording 228 tackles (143 solo), 16.5 tackles for loss, 3.5 sacks, 16 passes defended, three interceptions, six forced fumbles and two fumble recoveries, one returned for a touchdown...Won the 2025 CFP National Championship with the Buckeyes...Was among only a handful of Buckeyes to have earned five Varsity O letters, from 2020 through the 2024 season...Was a standout performer on Ohio State's national championship team, earning All-Big Ten Conference first team honors after ranking No. 4 on the team in tackles (76) and tackles for loss (nine)...Senior season also included three forced fumbles, a fumble recovery, an interception (vs. Purdue) and three passes defended...Named All-Big Ten honorable mention by the league's coaches and media in both 2022 and 2023...Played in 12 games with nine starts in 2022 and was a semifinalist for the Thorpe Award...Ranked third on the team in total tackles (74) in 2022...Also added 3.5 tackles for loss, an interception (vs. Michigan State), four passes defended, a forced fumble and a fumble recovery...Recorded two blocked punts in 2022...Was third among the defensive backs in 2021 with 38 total tackles, including a sack and five passes defended...Missed the 2022 spring drills while recovering from an leg injury suffered during the Rose Bowl game...Saw increased playing time throughout the 2020 season, played in seven games and recorded six tackles (all solo) and a pass defended...Attended Salpointe Catholic High School in Tucson, Ariz.



JA'SEEM
REED

WIDE RECEIVER

88

Hometown: Thousand Oaks, Calif.

College: San Diego

Acquired: UDFA-25

HT6'2"

WT195


AGE22

R

R


PANTHERSPANTHERS

TRANSACTIONS

 Signed as an undrafted free agent by the Cleveland Browns (5/9/25)...Released by the Cleveland Browns (6/17/25)...Signed by the Carolina Panthers (7/29/25)...Waived by the Carolina Panthers (8/26/25)...Signed to the Carolina Panthers practice squad (8/27/25).

PANTHERSPANTHERS

COLLEGE

 Appeared in 40 games for San Diego (2021-24), catching 169 passes for 2,400 yards and 17 touchdowns...Also added 12 carries for 138 yards...In 2024, set career-highs in catches (77), receiving yards (1,052), receiving touchdowns (12), receptions per game (7.0), yards per catch (13.7) and yards per game (95.6)...As a junior, was named All-PFL honorable mention...Appeared in all 11 games for the Toreros and led the team in the both receptions and receiving yards, catching 56 passes for 764 yards...Recorded two receiving touchdowns, which came in back-to-back games against Dayton (Sept. 23) and Davidson (Sept. 30)...Reached 1,000 receiving yards in his collegiate career against Morehead State (October 28)...Recorded four games with at least 100 receiving yards...In 2022 as a sophomore, was an All-PFL honorable mention after registering 28 receptions for 339 yards and four touchdowns...Had a season-high six catches at Cal Poly for 58 yards, a season-high 79 receiving yards against Morehead State and scored a 34-yard touchdown and a 21-yard touchdown at Valparaiso...In 2021, participated in all 11 games for the Toreros...Caught 14 balls for 297 yards and a touchdown and added six carries for 64 yards...Attended Westlake High School in Thousand Oaks, Calif.



MIKE
REID

CORNERBACK

35

Hometown: Owings Mills, Md.

College: South Dakota

Acquired: UDFA-25

HT6'2"

WT200

AGE23

R

R

PANTHERS

TRANSACTIONS

 Signed as an undrafted free agent by the Carolina Panthers (5/8/25)...Waived by the Carolina Panthers (8/26/25)...Signed to the Carolina Panthers practice squad (8/27/25).

PANTHERS

COLLEGE

 Played five seasons of college football, spending four seasons at Monmouth (2020-23) and one season at South Dakota (2024)...Over his career, recorded 171 tackles (126 solo), 4.5 tackles for loss, a sack, 40 passes defended, five interceptions, two forced fumbles and two fumble recoveries...Finished fourth in Monmouth history with 27 pass breakups and fifth in program history with 30 passes defended...As a senior at South Dakota, earned All-Missouri Valley Football Conference second team accolades...Was also named to the MVFC All-Newcomer team...Played in all 14 games for the Coyotes with 13 starts at cornerback and was one of 10 players to record 40-plus tackles (44)...Led the team with two interceptions on the season...At Monmouth in 2023, was named All-CAA third team by Phil Steele after starting all 11 games at cornerback...Led the team with eight pass breakups, finished eighth on the team with 30 total tackles, including three tackles for loss - a career-best...Named Third Team All-CAA defensive back in 2022 after starting in all 11 games at cornerback...Led the team and finished the regular season ranked fifth in the FCS with 11 pass breakups, while ranking fourth on the team with 52 tackles (42 solo)...Had two forced fumbles and one fumble recovery, while registering 1.0 sack...Earned Team Defensive MVP Award...Appeared in all 11 games with nine starts on defense during the 2021 season, finishing second on the team in passes defended (nine)...Logged 39 total tackles, including 30 solo stops...Recorded first career interceptions against Robert Morris...Appeared in all four games with one start as a true freshman in 2020 during redshirt season...Made first collegiate start against Sam Houston...Had six total tackles...Had two solo tackles against Sam Houston in the FCS Playoffs...Attended Owings Mills (Md.) High School.



NIC
SCOURTON

11

OUTSIDE LINEBACKER

Hometown: Bryan, Texas

College: Texas A&M

Acquired: D2:25

HT6'3"


WT257

AGE21

R

R

PANTHERSTransactions

 Selected by the Carolina Panthers in the second round (51st overall) of the 2025 NFL Draft.

PANTHERSCollege

Played three seasons of college football, spending two seasons at Purdue (2022-23) and one at Texas A&M (2024)...Appeared in 37 games throughout his career, recording 109 tackles (75 solo), 17.0 sacks, 31 tackles for loss, five passes defended and three forced fumbles...In his lone season at Texas A&M in 2024, started all 12 regular season games at defensive end, earning All-SEC first team honors after recording 37 tackles (27 solo), 14 tackles for loss, 5.0 sacks, two passes defended and a forced fumble...Led the team in sacks and ranked No. 3 in the SEC in tackles for loss...Was named Defensive MVP at the team award show...Played in and started 11 games at Purdue in 2023, registering career highs in tackles (50), tackles for loss (15), sacks (10.0) and passes defended (three)...Earned All-Big Ten second team accolades after leading the conference in sacks and ranking No. 4 in tackles for loss...Led the team in sacks and finished No. 2 in tackles for loss and No. 5 total tackles...Appeared in 14 games as a true freshman in 2022, recording 22 tackles (15 solo), two tackles for loss, 2.0 sacks and a forced fumble...Attended Bryan (Texas) High School.



MICHAEL
TARQUIN

OFFENSIVE LINEMAN

71

Hometown: Ocala, Fla.

College: Oklahoma

Acquired: UDFA-25

HT6'6"

WT313


AGE24

R

R


PANTHERS

TRANSACTIONS

 Signed as an undrafted free agent by the Carolina Panthers (5/8/25)...Waived by the Carolina Panthers (8/26/25)...Signed to the Carolina Panthers practice squad (8/27/25).

PANTHERS

COLLEGE

 Played six seasons of college football, starting with four seasons at Florida (2019-22) and a season each at Southern California (2023) and Oklahoma (2024)...As a graduate transfer, appeared in 10 games with seven starts for the Sooners...Started eight games at right tackle for the USC Trojans in 2023...In his four-year career at Florida (2019-22), appeared in 34 games on the offensive line with 20 starts (10 starts each at left guard and left tackle)...Saw action in nine games and started in eight as a redshirt junior in 2022...As a redshirt sophomore in 2021, played in 12 games and started in two games...Helped the offense stay in the top-16 in total offense all year...Named to the 2021 SEC Fall Academic Honor Roll...As a redshirt freshman in 2020, appeared in all 10 regular season games on the offensive line...Named to the 2020 SEC Fall Academic Honor Roll...As a true freshman in 2019, played in three games...Attended North Marion High School in Citra, Fla.



TREVIAN THOMAS

SAFETY

42

Hometown: Americus, Ga.

College: Arkansas State

Acquired: UDFA-25

HT5'11"

WT196


AGE23

R

R

PANTHERS

TRANSACTIONS



Signed as an undrafted free agent by the Carolina Panthers (5/8/25)...Waived by the Carolina Panthers (8/26/25)...Signed to the Carolina Panthers practice squad (8/27/25).

PANTHERS

COLLEGE



Over 61 games at Arkansas State (2020-24), recorded 257 tackles (158 solo), 5.5 tackles for loss, 17 passes defended, eight interceptions, four fumble recoveries and two forced fumbles...Appeared in 13 games in 2024 and recorded 79 tackles (46 solo), one tackle for loss, one fumble recovery, five interceptions and four passes defended for the Red Wolves...Appeared in all 13 games with 11 starts in 2023 and led the team with 91 tackles (58 solo), two interceptions and two fumble recoveries...Also totaled 2.5 tackles for loss for eight yards and six passes defended...Had a season-high 11 tackles at South Alabama...Recovered a fumble against Texas State and returned it 91 yards for a touchdown, the longest fumble return of the season for Arkansas State...Appeared in all 12 games with starts in every contest but one in 2022...Finished fourth on the team with 71 total tackles and led the team with 41 solo stops...Had a career-high 13 tackles at Louisiana...Finished with at least two tackles in all 12 contests and had at least nine tackles in three games...Was the only Arkansas State player with at least one interception, one forced fumble and one fumble recovery...Logged his first career interception, a 27-yard pick-six against UMass...Competed in all 12 games in 2021 and recorded seven tackles, including a season-high three tackles versus Coastal Carolina...Saw action in 11 games on special teams and served in a reserve role in the secondary in 2020...Completed the season with nine tackles (seven solo)...Attended Americus (Ga.) Sumter County High School.



COREY
THORNTON

CORNERBACK

31

Hometown: Miami, Fla.

College: Louisville

Acquired: UDFA-25

HT6'1"

WT195


AGE24

R

R

PANTHERS

TRANSACTIONS

 Signed as an undrafted free agent by the Carolina Panthers (5/8/25).

PANTHERS

COLLEGE

 Began college career at UCF (2020-23) before transferring to Louisville (2024)...Over 60 career games, recorded 177 tackles (132 solo), four tackles for loss, a sack, six interceptions, 39 passes defended and a forced fumble...During final year of eligibility, played in 13 games with 12 starts for the Louisville...Logged 38 tackles (27 solo), two interceptions and nine pass breakups...His 11 passes defended were tied for 11th in the ACC, helping earn an All-ACC honorable mention...Played four seasons at UCF, appearing in 47 games with 38 starts and recording 139 tackles (105 solo), four interceptions and 28 passes defended...Played in 12 games in 2023 with 27 tackles and three interceptions...Appeared in 14 games, including 11 starts in 2022...Named third-team All-AAC selection by Pro Football Focus...Finished seventh on UCF roster in tackles with 50...Led Knights in pass breakups with seven...Selected third-team preseason All-AAC for 2022 by Athlon Sports...Appeared in 12 games, starting six times at cornerback in 2021...Earned third-team All-AAC honors from Pro Football Focus...Tied for third on the team with six pass breakups...Added 32 tackles, 2.5 tackles for loss and 1.0 sack...Played in and started all 10 games at cornerback as a freshman in 2020...Totaled 30 tackles, including 23 solo stops...Added an interception and two pass break-ups...Made season-high nine tackles with five unassisted in Boca Raton Bowl against BYU...Named to 247 Sports' Preseason True Freshman All-America Team...Attended Booker T. Washington High School in Miami, Fla.



BRYCEN
TREMAYNE

WIDE RECEIVER

87

Hometown: Los Angeles, Calif.

College: Stanford

Acquired: FA-25

HT6'4"

WT212


AGE25

1


1


PANTHERS
CAREER HIGHLIGHTS

PRO CAREER

Has appeared in two games and caught one pass...Also added two special teams tackles.


YEAR-BY-YEAR

2024: Played in two games for the Commanders while spending time on their practice squad...Caught one pass...Also tallied two special teams tackles (one solo).

2023: Spent season on Commanders practice squad.

PANTHERS

TRANSACTIONS

Signed as an undrafted free agent by the Washington Commanders (5/1/23)...Waived by the Washington Commanders (8/29/23)...Signed to the Washington Commanders practice squad (8/30/23)...Signed by the Washington Commanders (1/18/24)...Waived by the Washington Commanders (8/27/24)...Signed to the Washington Commanders practice squad (8/28/24)...Signed by the Carolina Panthers (2/3/25).


PANTHERS

COLLEGE

Played at Stanford for four seasons (2019-22) and saw action in 35 games, tallying 74 receptions for 1,017 receiving yards and 11 touchdowns...As a senior, finished with the second-most receiving yards by a Stanford receiver, totaling 490 yards through the air on 38 receptions...Added three touchdowns...A native of Los Angeles, Calif...Attended Venice High School.

BRYCEN TREMAYNE'S NFL REGULAR SEASON RECEIVING STATISTICS

		RECEIVING						
DATE	TEAM	GP	GS	NO.	YDS.	AVG.	LG	TD
2023	Commanders	0	0	0	0	0.0	0	0
2024	Commanders	2	0	1	-2	-2.0	-2	0
NFL TOTALS		2	0	1	-2	-2.0	0	0



PRINCELY
UMANMIELEN

OUTSIDE LINEBACKER | (OO-man-me-ellen)

3

Hometown: Manor, Texas


College: Mississippi


Acquired: D3-25

HT6'4"

WT244

AGE23

R

R


PANTHERS

TRANSACTIONS

 Selected by the Carolina Panthers in the third round (77th overall) of the 2025 NFL Draft (4/25/25).

PANTHERS

COLLEGE

 Appeared in 57 career games over five seasons of college football, spending four seasons at Florida (2020-23) and one season at Ole Miss (2024)...Notched 136 (67 solo) with 25.5 sacks, 40 tackles for loss, four forced fumbles and one fumble recovery...As a senior at Ole Miss, played in 12 games and started in six at defensive end for the Rebels, helped anchor the best rush defense in the nation and one of the best defenses in Ole Miss history...Contributed to team school records in sacks (52.0) and tackles for loss (120), which both led the nation...Finished season with 37 total tackles (19 solo)...Tied for team lead in sacks with 10.5 (70 yards), tied for the second-most in Ole Miss single-season history...Tied for third on the team with 13.5 TFL (76 yards), tied for 15th in Ole Miss single-season history...Led team with 14 quarterback hurries...Added one forced fumble and one fumble recovery in the endzone for a touchdown...Recorded three games with at least 2.0 sacks, all in a row...Tallied five games with at least 2.0 tackles for loss...Played in 45 games with 24 starts in four seasons with the Gators from 2020-23...Notched 99 total tackles (48 solo), 24.5 tackles for loss, 15.0 sacks and three forced fumbles...Was named 2023 All-SEC Second-Team after posting a career-high 39 tackles and team-leading 11.5 tackles for loss, 7.0 sacks and 17 quarterback hurries...Attended Manor (Texas) High School.



2024 SEASON STATS

AMERICAN FOOTBALL CONFERENCE												
EAST DIVISION												
TEAM	W	L	T	PCT	PF	PA	NET PTS	HOME	AWAY	CONF	DIV	STREAK
Buffalo Bills	13	4	0	.765	525	368	157	8-0-0	5-4-0	9-3-0	5-1-0	Lost 1
Miami Dolphins	8	9	0	.471	345	364	-19	5-3-0	3-6-0	6-6-0	3-3-0	Lost 1
New York Jets	5	12	0	.294	338	404	-66	3-5-0	2-7-0	5-7-0	2-4-0	Won 1
New England Patriots	4	13	0	.235	289	417	-128	2-6-0	2-7-0	3-9-0	2-4-0	Won 1

NORTH DIVISION												
TEAM	W	L	T	PCT	PF	PA	NET PTS	HOME	AWAY	CONF	DIV	STREAK
Baltimore Ravens	12	5	0	.706	518	361	157	6-2-0	6-3-0	8-4-0	4-2-0	Won 4
Pittsburgh Steelers	10	7	0	.588	380	347	33	5-3-0	5-4-0	7-5-0	3-3-0	Lost 4
Cincinnati Bengals	9	8	0	.529	472	434	38	3-5-0	6-3-0	6-6-0	3-3-0	Won 5
Cleveland Browns	3	14	0	.176	258	435	-177	2-6-0	1-8-0	3-9-0	2-4-0	Lost 6

SOUTH DIVISION												
TEAM	W	L	T	PCT	PF	PA	NET PTS	HOME	AWAY	CONF	DIV	STREAK
Houston Texans	10	7	0	.588	372	372	0	5-3-0	5-4-0	8-4-0	5-1-0	Won 1
Indianapolis Colts	8	9	0	.471	377	427	-50	5-3-0	3-6-0	7-5-0	3-3-0	Won 1
Jacksonville Jaguars	4	13	0	.235	320	435	-115	3-5-0	1-8-0	4-8-0	3-3-0	Lost 1
Tennessee Titans	3	14	0	.176	311	460	-149	1-7-0	2-7-0	3-9-0	1-5-0	Lost 6

WEST DIVISION												
TEAM	W	L	T	PCT	PF	PA	NET PTS	HOME	AWAY	CONF	DIV	STREAK
Kansas City Chiefs	15	2	0	.882	385	326	59	8-0-0	7-2-0	10-2-0	5-1-0	Lost 1
Los Angeles Chargers	11	6	0	.647	402	301	101	5-3-0	6-3-0	8-4-0	4-2-0	Won 3
Denver Broncos	10	7	0	.588	425	311	114	6-2-0	4-5-0	6-6-0	3-3-0	Won 1
Las Vegas Raiders	4	13	0	.235	309	434	-125	2-6-0	2-7-0	3-9-0	0-6-0	Lost 1

NATIONAL FOOTBALL CONFERENCE												
EAST DIVISION												
TEAM	W	L	T	PCT	PF	PA	NET PTS	HOME	AWAY	CONF	DIV	STREAK
Philadelphia Eagles	14	3	0	.824	463	303	160	8-1-0	6-2-0	9-3-0	5-1-0	Won 2
Washington Commanders	12	5	0	.706	485	391	94	7-2-0	5-3-0	9-3-0	4-2-0	Won 5
Dallas Cowboys	7	10	0	.412	350	468	-118	2-7-0	5-3-0	5-7-0	3-3-0	Lost 2
New York Giants	3	14	0	.176	273	415	-142	1-8-0	2-6-0	1-11-0	0-6-0	Lost 1

NORTH DIVISION												
TEAM	W	L	T	PCT	PF	PA	NET PTS	HOME	AWAY	CONF	DIV	STREAK
Detroit Lions	15	2	0	.882	564	342	222	7-2-0	8-0-0	11-1-0	6-0-0	Won 3
Minnesota Vikings	14	3	0	.824	432	332	100	8-1-0	6-2-0	9-3-0	4-2-0	Lost 1
Green Bay Packers	11	6	0	.647	460	338	122	6-3-0	5-3-0	6-6-0	1-5-0	Lost 2
Chicago Bears	5	12	0	.294	310	370	-60	4-5-0	1-7-0	3-9-0	1-5-0	Won 1

SOUTH DIVISION												
TEAM	W	L	T	PCT	PF	PA	NET PTS	HOME	AWAY	CONF	DIV	STREAK
Tampa Bay Buccaneers	10	7	0	.588	502	385	117	5-4-0	5-3-0	8-4-0	4-2-0	Won 2
Atlanta Falcons	8	9	0	.471	389	423	-34	4-5-0	4-4-0	7-5-0	4-2-0	Lost 2
Carolina Panthers	5	12	0	.294	341	534	-193	3-6-0	2-6-0	4-8-0	2-4-0	Won 1
New Orleans Saints	5	12	0	.294	338	398	-60	3-6-0	2-6-0	4-8-0	2-4-0	Lost 4

WEST DIVISION												
TEAM	W	L	T	PCT	PF	PA	NET PTS	HOME	AWAY	CONF	DIV	STREAK
Los Angeles Rams	10	7	0	.588	367	386	-19	5-4-0	5-3-0	6-6-0	4-2-0	Lost 1
Seattle Seahawks	10	7	0	.588	375	368	7	3-6-0	7-1-0	6-6-0	4-2-0	Won 2
Arizona Cardinals	8	9	0	.471	400	379	21	6-3-0	2-6-0	4-8-0	3-3-0	Won 1
San Francisco 49ers	6	11	0	.353	389	436	-47	4-5-0	2-6-0	4-8-0	1-5-0	Lost 4

WON 5, LOST 12				DAVE CANALES (7 GAMES)	
09/08	L	10-47	at New Orleans	70,007	
09/15	L	3-26	L.A. Chargers	70,145	
09/22	W	36-22	at Las Vegas	62,417	
09/29	L	24-34	Cincinnati	72,258	
10/06	L	10-36	at Chicago	59,307	
10/13	L	20-38	Atlanta	70,884	
10/20	L	7-40	at Washington	63,380	
10/27	L	14-28	at Denver	76,135	
11/03	W	23-22	New Orleans	70,292	
11/10	W	20-17 (OT)	N.Y. Giants	70,132	
11/24	L	27-30	Kansas City	73,216	
12/01	L	23-26 (OT)	Tampa Bay	69,214	
12/08	L	16-22	at Philadelphia	69,879	
12/15	L	14-30	Dallas	70,570	
12/22	W	36-30 (OT)	Arizona	68,804	
12/29	L	14-48	at Tampa Bay	64,434	
01/05	W	44-38 (OT)	at Atlanta	69,581	

2024 TEAM STATISTICS				CAR	OPP
FIRST DOWNS				293	417
	Rushing			99	179
	Passing			168	205
	Penalty			26	33
	Third Down-Made/Att			76/211	112/223
	Third Down Efficiency			36.0%	50.2%
	Fourth Down-Made/Att			14/30	9/15
	Fourth Down Efficiency			46.7%	60.0%
TOTAL NET YARDS				5,066	6,877
	Avg. Per Game			298.0	404.5
	Total Plays			993	1,154
	Avg. Per Play			5.1	6.0
NET YARDS RUSHING				1,878	3,057
	Avg. Per Game			110.5	179.8
	Total Rushes			410	592
	Avg. Per Rush			4.6	5.2
NET YARDS PASSING				3,188	3,820
	Avg. Per Game			187.5	224.7
	Sacked/Yards Lost			36/223	32/223
	Gross Yards			3,411	4,043
	Attempts/Completions			547/341	530/360
	Pct. of Completion			62.3%	67.9%
	Had Intercepted			15	9
PUNTS/AVERAGE				73/45.7	48/46.0
	Net Punting Average			41.9	41.4
PUNT RETURN/AVG.				24/7.4	26/6.8
KICKOFF RETURN/AVG.				42/25.2	40/24.3
INTERCEPTION RETURN/AVG.				9/10.7	15/15.8
PENALTIES/YARDS				118/947	120/977
FUMBLES/BALL LOST				17/77	15/68
TOUCHDOWNS				40	61
	Rushing			18	24
	Passing			22	35
	Returns			0	2
EXTRA POINTS/ATTEMPTS				33/35	54/56
TWO POINT CONVERSION/ATT.				1/3	3/5
FIELD GOALS/ATTEMPTS				22/26	36/42
AVG. TIME OF POSSESSION				27:23	32:37

SCORE BY PERIODS		Q1	Q2	Q3	Q4	OT	PTS			
TEAM		61	118	76	71	15	341			
OPPONENTS		97	213	94	127	3	534			
SCORING		TD	RU	PA	RT	K-PAT	FG	2PT	S	PTS
E. Piñeiro		0	0	0	0	33/35	22/26	0	0	99
C. Hubbard		11	10	1	0	0/0	0/0	1	0	68
B. Young		6	6	0	0	0/0	0/0	0	0	36
A. Thielen		5	0	5	0	0/0	0/0	0	0	30
X. Legette		4	0	4	0	0/0	0/0	0	0	24
D. Johnson		3	0	3	0	0/0	0/0	0	0	18
D. Moore		3	0	3	0	0/0	0/0	0	0	18
M. Sanders		3	2	1	0	0/0	0/0	0	0	18
J. Coker		2	0	2	0	0/0	0/0	0	0	12
T. Tremble		2	0	2	0	0/0	0/0	0	0	12
J. Sanders		1	0	1	0	0/0	0/0	0	0	6
TEAM		40	18	22	0	33/35	22/26	1	0	341
OPPONENTS		61	24	35	2	54/56	36/42	3	0	534

2-PT Conv: C. Hubbard 1, TM 1-3, OPP 3-5
E. Piñeiro: (43G) (38G) (43G, 35G, 26G) (48G) (45WL 27G) (24G, 40G) (-) (-) (48G) (53G, 36G) (30G, 32G, 29G, 33G) (47G, 38WL 45WL, 27G, 22G) (38G) (-) (29G) (53WL) (35G)
OPP: (57G, 44G, 52G, 36G) (46G, 42G) (57WL) (56G, 46G) (33G) (21G, 31G, 35G) (23G, 49G, 31G, 29G) (29G, 33G, 51G) (43WR, 42G) (25G, 41G, 31G) (27G, 26G, 51G, 55WL, 30G) (52WR) (52G, 70SH, 45G, 41G) (48G, 50G, 58G) (23G, 34G) (51G, 52WR)

SACKS: A. Robinson 5.5, J. Clowney 5.5, D. Wonnum 4.0, J. Jewell 3.5, C. Harris 3.0, J. Horn 2.0, J. Windmon 1.5, J. Peavy 1.5, E. Leota 1.0, A. Barno 1.0, T. Wallace 1.0, L. Ray 1.0, J. Crumedy 0.5, D. Johnson 0.5, D. Williams 0.5, TM 32.0, OPP 36.0

PASSING	ATT	CMP	YDS	CMP%	YDS/ATT	TD	TD%	INT	INT%	LONG	SACK	LOST	RATING
B. Young	384	234	2,403	60.9	6.3	15	3.9	9	2.3	83t	29	186	82.2
A. Dalton	160	106	989	66.3	6.2	7	4.4	6	3.8	39	7	37	82.0
J. Hekker	2	0	0	0.0	0.0	0	0.0	0	0.0	0	0	0	39.6
J. Coker	1	1	19	100.0	19.0	0	0.0	0	0.0	19	0	0	118.8
TEAM	547	341	3,411	62.3	6.2	22	4.0	15	2.7	83t	36	223	82.0
OPPONENTS	530	360	4,043	67.9	7.6	35	6.6	9	1.7	63t	32	223	105.4

RUSHING	NO.	YDS	AVG	LONG	TD
C. Hubbard	250	1,195	4.8	38t	10
B. Young	43	249	5.8	34	6
M. Sanders	55	205	3.7	26	2
R. Blackshear	15	80	5.3	26	0
M. Boone	13	51	3.9	9	0
A. Dalton	11	34	3.1	18	0
X. Legette	6	24	4.0	8	0
J. Brooks	9	22	2.4	9	0
D. Thompkins	2	7	3.5	9	0
D. Johnson	2	6	3.0	4	0
J. Mingo	2	5	2.5	3	0
V. Jones Jr.	1	0	0.0	0	0
D. Moore	1	0	0.0	0	0
TEAM	410	1,878	4.6	38t	18
OPPONENTS	592	3,057	5.2	46	24

RECEIVING	TAR	NO.	YDS	AVG	LONG	TD
X. Legette	84	49	497	10.1	35	4
A. Thielen	62	48	615	12.8	40t	5
D. Johnson	58	30	357	11.9	39	3
D. Moore	57	32	351	11.0	21	3
C. Hubbard	54	43	171	4.0	20	0
J. Coker	46	32	478	14.9	83t	2
J. Sanders	43	33	342	10.4	46	1
T. Tremble	32	23	234	10.2	38	2
M. Sanders	30	24	148	6.2	33t	1
J. Mingo	26	12	121	10.1	35	0
I. Thomas	6	3	7	2.3	3	0
D. Chisena	6	3	37	12.3	23	0
D. Thompkins	4	4	20	5.0	12	0
J. Brooks	3	3	23	7.7	18	0
F. Franks	3	1	12	12.0	12	0
M. Boone	3	1	-2	-2.0	0	0
S. Franklin Jr.	1	0	0	0.0	0	0
J. Matthews	1	0	0	0.0	0	0
S. Sullivan	1	0	0	0.0	0	0
TEAM	518	341	3,411	10.0	83t	22
OPPONENTS	506	359	4,052	11.3	63t	35

INTERCEPTIONS	NO.	YDS	AVG	LONG	TD
X. Woods	3	70	23.3	33	0
M. Jackson	2	20	10.0	19	0
D. Richardson	1	3	3.0	3	0
C. Smith-Wade	1	3	3.0	3	0
J. Horn	1	0	0.0	0	0
J. Jewell	1	0	0.0	0	0

TEAM	9	96	10.7	33	0
OPPONENTS	15	234	15.6	67t	1
FUMBLES	FUM	LST	FF	REC	TD
C. Hubbard	4	3	0	0	0
B. Young	5	2	0	1	0
J. Mingo	1	1	0	0	0
T. Tremble	1	1	0	0	0
R. Blackshear	2	1	0	2	0
A. Dalton	2	0	0	0	0
I. Ekwonu	0	0	0	1	0
J. Sanders	1	0	0	0	0
M. Sanders	1	0	0	0	0
TEAM	17	7	0	7	0
OPPONENTS	15	8	0	2	0

PUNTING	NO.	YDS	AVG	NET	TB	IN	LG	B
J. Hekker	73	3,338	45.7	41.9	3	24	65	1
TEAM	73	3,338	45.7	41.9	3	24	65	1
OPPONENTS	48	2,206	46.0	41.4	2	22	63	0

PUNT RETURNS	RET	FC	YDS	AVG	LONG	TD
R. Blackshear	17	3	145	8.5	16	0
D. Thompkins	5	0	19	3.8	15	0
D. Moore	2	6	13	6.5	7	0
TEAM	24	9	177	7.4	16	0
OPPONENTS	26	20	178	6.8	47	0

KICKOFF RETURNS	NO.	YDS	AVG	LONG	TD
R. Blackshear	31	791	25.5	43	0
D. Thompkins	5	134	26.8	33	0
X. Legette	4	102	25.5	30	0
V. Jones Jr.	1	19	19.0	19	0
M. Sanders	1	14	14.0	14	0
TEAM	42	1,060	25.2	43	0
OPPONENTS	40	970	24.3	56	0

FIELD GOALS	1-19	20-29	30-39	40-49	50+
E. Piñeiro	0/0	7/7	8/9	6/8	1/2
TEAM	0/0	7/7	8/9	6/8	1/2
OPPONENTS	0/0	8/8	11/11	10/11	7/12

2024 DEFENSIVE INDIVIDUAL STATS

2024 REGULAR SEASON CAROLINA PANTHERS DEFENSIVE STATS (THROUGH WEEK 18)											
POS.	PLAYER	TOTAL	TKL.	AST.	TFL	SACKS	PRES	FR	FF	INT.	PD
S	X. Woods	119	72	47	2	0.0	0	0	0	3	6
LB	J. Jewell	97	51	46	7	3.5	4	2	0	1	7
DE	A. Robinson	80	43	37	8	5.5	8	0	1	0	1
CB	M. Jackson	76	58	18	3	0.0	0	0	0	2	17
CB	J. Horn	68	49	19	5	2.0	2	0	0	1	13
LB	T. Wallace	63	35	28	2	1.0	1	1	2	0	0
S	J. Fuller	54	28	26	0	0.0	0	0	1	0	1
S	D. Richardson	50	27	23	1	0.0	0	0	0	1	2
OLB	J. Clowney	46	24	22	9	5.5	11	0	0	0	4
DT	S. Tuttle	46	22	24	0	0.0	1	2	1	0	3
OLB	D. Johnson	44	19	25	3	0.5	1	1	0	0	1
DE	L. Ray	41	15	26	2	1.0	2	0	0	0	0
OLB	D. Wonnum	37	18	19	4	4.0	6	0	1	0	1
CB	C. Smith-Wade	36	22	14	1	0.0	0	0	1	1	1
LB	S. Thompson	35	19	16	2	0.0	1	0	0	0	0
CB	T. Hill	32	20	12	1	0.0	0	0	0	0	1
LB	C. Wooten	29	14	15	0	0.0	0	0	0	0	0
S	N. Scott	26	14	12	0	0.0	0	0	0	0	2
CB	D. Jackson	23	15	8	1	0.0	0	0	0	0	2
LB	C. Cherelus	21	10	11	0	0.0	1	0	0	0	0
OLB	C. Gill	21	6	15	0	0.0	4	0	0	0	0
OLB	C. Harris	20	14	6	4	3.0	7	0	0	0	0
DT	N. Thurman	19	6	13	1	0.0	0	0	0	0	0
LB	J. Windmon	18	11	7	1	1.5	2	0	0	0	2
DE	D. Williams	16	8	8	0	0.5	4	0	0	0	0
DT	J. Crumedy	13	4	9	0	0.5	1	0	0	0	0
CB	C. Farley	12	9	3	0	0.0	0	0	0	0	0
DT	J. Harris	10	4	6	1	0.0	1	1	0	0	0
DE	J. Peevy	6	2	4	1	1.5	3	0	1	0	1
OLB	M. Haynes Sr.	5	4	1	0	0.0	0	0	0	0	0
OLB	A. Barno	5	2	3	1	1.0	1	0	0	0	0
OLB	T. Incoom	4	4	0	1	0.0	1	0	0	0	0
OLB	E. Leota	4	4	0	3	1.0	1	0	0	0	0
CB	A. Evans	3	3	0	0	0.0	0	0	0	0	1
CB	S. Bartholomew	3	2	1	1	0.0	0	0	0	0	2
DE	D. Brown	3	1	2	0	0.0	0	0	0	0	0
DL	T. Smith	2	0	2	0	0.0	0	0	0	0	0
S	J. Robinson	1	1	0	0	0.0	0	0	0	0	0
OLB	K. Dyson	1	0	1	0	0.0	1	0	0	0	0
S	L. Johnson Jr.	1	0	1	0	0.0	0	0	0	0	0
DT	S. Roberts	1	0	1	0	0.0	0	0	0	0	0
PANTHERS TOTALS		1,191	660	531	65	32.0	64	7	8	9	68
OPP. TOTALS		930	570	360	68	36.0	88	6	12	15	66

Ast.=Assist, TFL=Tackle for a Loss, Int.=Interception, FR=Fumble Recovery, FF=Forced Fumble, PD=Pass Defense

2024 DEFENSIVE INDIVIDUAL STATS

2024 PANTHERS SPECIAL TEAMS					DEFENSIVE STATS BY RANK									
POS. PLAYER		TKL.AST.COMB.			SACKS		INTERCEPTIONS		TACKLES FOR LOSS		PASSES DEFENSED		PRES	
					PLAYER	NO.	PLAYER	NO.	PLAYER	NO.	PLAYER	NO.	PLAYER	NO.
LB	J. Rhattigan	6	6	12	J. Clowney	5.5	X. Woods	3	J. Clowney	9	M. Jackson	17	J. Clowney	11
TE	F. Franks	6	4	10	A. Robinson	5.5	M. Jackson	2	A. Robinson	8	J. Horn	13	A. Robinson	8
S	S. Franklin Jr.	5	3	8	D. Wonnum	4.0	J. Horn	1	J. Jewell	7	J. Jewell	7	C. Harris	7
LB	C. Cherelus	3	4	7	J. Jewell	3.5	J. Jewell	1	J. Horn	5	X. Woods	6	D. Wonnum	6
S	L. Johnson Jr.	6	0	6	C. Harris	3.0	D. Richardson	1	C. Harris	4	J. Clowney	4	C. Gill	4
CB	C. Farley	2	3	5	J. Horn	2.0	C. Smith-Wade	1	D. Wonnum	4	S. Tuttle	3	J. Jewell	4
OLB	T. Incom	4	0	4	J. Peevy	1.5			M. Jackson	3	S. Bartholomew	2	D. Williams	4
S	N. Scott	2	2	4	J. Windmon	1.5			D. Johnson	3	D. Jackson	2	J. Peevy	3
LB	J. Windmon	2	2	4	A. Barno	1.0			E. Leota	3	D. Richardson	2	J. Horn	2
RB	R. Blackshear	2	1	3	E. Leota	1.0			L. Ray	2	N. Scott	2	L. Ray	2
WR	D. Moore	2	1	3	L. Ray	1.0			S. Thompson	2	J. Windmon	2	J. Windmon	2
CB	C. Smith-Wade	2	1	3	T. Wallace	1.0			T. Wallace	2	A. Evans	1	A. Barno	1
OLB	A. Barno	2	0	2	J. Crumedy	0.5			X. Woods	2	J. Fuller	1	C. Cherelus	1
S	J. Robinson	1	1	2	D. Johnson	0.5			A. Barno	1	T. Hill	1	J. Crumedy	1
WR	D. Chisena	0	2	2	D. Williams	0.5			S. Bartholomew	1	D. Johnson	1	K. Dyson	1
OLB	K. Dyson	1	0	1					J. Harris	1	J. Peevy	1	J. Harris	1
OLB	C. Harris	1	0	1					T. Hill	1	A. Robinson	1	T. Incom	1
S	D. Richardson	1	0	1					T. Incom	1	C. Smith-Wade	1	D. Johnson	1
LB	T. Wallace	1	0	1					D. Jackson	1	D. Wonnum	1	E. Leota	1
OLB	C. Gill	0	1	1					J. Peevy	1			S. Thompson	1
P	J. Hekker	0	1	1					D. Richardson	1			S. Tuttle	1
TE	J. Matthews	0	1	1					C. Smith-Wade	1			T. Wallace	1
TE	T. Tremble	0	1	1					N. Thurman	1				
LB	C. Wooten	0	1	1					J. Windmon	1				
TOTALS		49	35	84										

2024 REGULAR SEASON PANTHERS GAME-BY-GAME OFFENSE																			
	09/08 @ NO	09/15 LAC	09/22 @ LV	09/29 CIN	10/06 @ CHI	10/13 ATL	10/20 @ WAS	10/27 @ DEN	11/03 NO	11/10 NYG	11/24 KC	12/01 TB	12/08 @ PHI	12/15 DAL	12/22 ARI	12/29 @ TB	01/05 @ ATL	Totals	
FIRST DOWNS																			
Total	11	7	24	24	14	21	10	16	15	15	21	19	20	16	22	13	25	293	
Rushing	2	4	8	10	4	8	5	3	5	8	6	3	7	4	11	2	9	99	
Passing	7	3	15	12	9	12	5	11	8	6	13	14	11	7	9	10	16	168	
Penalty	2	0	1	2	1	1	0	2	2	1	2	2	2	5	2	1	0	26	
THIRD DOWNS																			
Attempts	10	12	12	14	12	11	10	14	10	15	13	16	16	11	14	9	12	211	
Converted	1	1	5	7	3	5	3	5	4	6	5	6	7	3	6	2	7	76	
Percentage	10.0	8.3	41.7	50.0	25.0	45.5	30.0	35.7	40.0	40.0	38.5	37.5	43.8	27.3	42.9	22.2	58.3	36.0	
FOURTH DOWNS																			
Attempts	3	3	0	3	3	1	1	4	0	0	2	0	5	1	2	1	1	30	
Converted	1	1	0	1	1	0	0	1	0	0	2	0	3	1	2	0	1	14	
Percentage	33.3	33.3	0	33.3	33.3	0.0	0.0	25.0	0	0	100.0	0	60.0	100.0	100.0	0.0	100.0	46.7	
TOT. OFFENSE																			
Net Yards	193	159	437	375	292	335	180	284	246	306	334	367	302	235	392	204	425	5,066	
Plays	55	46	70	70	58	62	43	60	50	58	58	68	69	50	65	46	65	993	
Avg./Play	3.5	3.5	6.2	5.4	5.0	5.4	4.2	4.7	4.9	5.3	5.8	5.4	4.4	4.7	6.0	4.4	6.5	5.1	
RUSHING																			
Net Yards	58	90	131	155	120	114	95	69	80	188	85	78	118	60	243	39	155	1,878	
Rush. Att.	20	18	31	29	19	24	23	20	23	32	21	21	34	16	36	13	30	410	
Avg./Att.	2.9	5.0	4.2	5.3	6.3	4.8	4.1	3.5	3.5	5.9	4.0	3.7	3.5	3.8	6.8	3.0	5.2	4.6	
PASSING																			
Net Yards	135	69	306	220	172	221	85	215	166	118	249	289	184	175	149	165	270	3,188	
Attempts	31	26	37	41	35	38	18	38	26	25	35	46	34	28	26	28	35	547	
Completions	13	18	26	25	22	26	13	24	16	15	21	26	19	19	17	15	26	341	
Intercepted	2	1	0	1	1	2	2	2	1	0	0	0	1	2	0	0	0	15	
Gross Yards	161	84	319	220	194	221	89	224	171	126	263	298	191	219	158	203	270	3,411	
Sacked	4.0	2.0	2.0	0.0	4.0	0.0	2.0	2.0	1.0	1.0	2.0	1.0	1.0	6.0	3.0	5.0	0.0	36.0	
Yards Lost	26	15	13	0	22	0	4	9	5	8	14	9	7	44	9	38	0	223	
ADVANCES																			
Rushes	20	18	31	29	19	24	23	20	23	32	21	21	34	16	36	13	30	410	
Completions	13	18	26	25	22	26	13	24	16	15	21	26	19	19	17	15	26	341	
Totals	33	36	57	54	41	50	36	44	39	47	42	47	53	35	53	28	56	751	
Total Drives	13	11	12	11	12	10	10	11	11	13	8	13	9	10	12	10	11	187	
PENALTIES																			
Number	6	9	7	6	4	10	6	8	6	10	9	7	7	8	9	4	2	118	
Yards	80	90	51	37	18	74	59	49	55	87	53	62	43	65	64	30	30	947	
FUMBLES																			
Number	1	0	0	0	4	2	1	0	0	2	1	1	0	2	0	2	1	17	
Lost	1	0	0	0	2	0	0	0	0	1	0	1	0	2	0	0	0	7	
PUNTING																			
Yards	191	311	177	102	206	120	252	247	216	337	103	192	90	190	223	226	155	3,338	
Punts	5	7	4	2	4	3	5	5	5	7	2	5	2	4	5	6	3	74	
Net Avg.	26.2	42.3	44.3	49.5	40.0	30.3	47.4	49.4	41.8	45.7	53.5	38.4	44.0	46.3	38.0	37.5	48.7	41.9	
Gross Avg.	38.2	44.4	44.3	51.0	51.5	40.0	50.4	49.4	43.2	48.1	51.5	38.4	45.0	47.5	44.6	37.7	51.7	45.1	
SCORING																			
Points	10	3	36	24	10	20	7	14	23	20	27	23	16	14	36	14	44	341	
Q1	0	0	7	0	7	7	0	7	0	7	3	3	3	0	7	7	3	61	
Q2	3	0	14	14	0	10	0	0	10	3	6	10	7	7	13	7	14	118	
Q3	7	3	6	7	3	3	0	0	7	7	7	3	6	0	3	0	14	76	
Q4	0	0	9	3	0	0	7	7	6	0	11	7	0	7	7	0	7	71	
OT	0	0	0	0	0	0	0	0	0	3	0	0	0	0	6	0	6	15	
TD Rushing	1	0	1	1	1	0	1	0	2	1	1	1	1	1	3	0	3	18	
TD Passing	0	0	3	2	0	2	0	2	1	1	1	1	1	1	2	2	3	22	
TD KO Returns	0	0	0	0	0	0	0	0	0	0	0	0	0	0	0	0	0	0	
TD Punt Returns	0	0	0	0	0	0	0	0	0	0	0	0	0	0	0	0	0	0	
TD Sp. Teams	0	0	0	0	0	0	0	0	0	0	0	0	0	0	0	0	0	0	
TD Def. Returns	0	0	0	0	0	0	0	0	0	0	0	0	0	0	0	0	0	0	
FG Attempts	1	1	3	1	2	2	0	0	0	1	2	4	5	1	0	1	1	26	
FG Made	1	1	3	1	1	2	0	0	1	2	4	3	1	0	1	0	1	22	
Safety	0	0	0	0	0	0	0	0	0	0	0	0	0	0	0	0	0	0	
2-Pt Attempts	0	0	1	0	0	0	0	0	1	0	1	0	0	0	0	0	0	3	
2-Pt Made	0	0	0	0	0	0	0	0	0	0	1	0	0	0	0	0	0	1	
Time of Possession	23:21	23:42	36:02	31:02	26:12	29:20	24:55	26:50	25:41	27:38	27:44	27:39	33:33	26:14	33:18	18:49	34:05	476:05	

2024 REGULAR SEASON PANTHERS GAME-BY-GAME DEFENSE																		
	09/08 @ NO	09/15 LAC	09/22 @ LV	09/29 CIN	10/06 @ CHI	10/13 ATL	10/20 @ WAS	10/27 @ DEN	11/03 NO	11/10 NYG	11/24 KC	12/01 TB	12/08 @ PHI	12/15 DAL	12/22 ARI	12/29 @ TB	01/05 @ ATL	Totals
FIRST DOWNS																		
Total	22	21	20	24	24	25	26	23	25	24	27	27	18	24	23	33	31	417
Rushing	13	10	3	6	11	13	10	6	11	11	8	11	11	12	9	14	20	179
Passing	7	8	15	14	12	11	12	16	12	12	15	14	7	11	11	17	11	205
Penalty	2	3	2	4	1	1	4	1	2	1	4	2	0	1	3	2	0	33
THIRD DOWNS																		
Attempts	13	16	11	13	11	12	10	17	15	15	13	12	12	12	13	14	14	223
Converted	7	9	3	7	4	6	5	11	5	7	8	2	7	6	6	10	9	112
Percentage	53.8	56.3	27.3	53.8	36.4	50.0	50.0	64.7	33.3	46.7	61.5	16.7	58.3	50.0	46.2	71.4	64.3	50.2
FOURTH DOWNS																		
Attempts	0	0	3	0	1	0	0	2	3	0	1	1	0	0	1	0	3	15
Converted	0	0	1	0	0	0	0	1	2	0	1	1	0	0	1	0	2	9
Percentage	0	0	33.3	0	0.0	0	0	50.0	66.7	0	100.0	100.0	0	0	100.0	0	66.7	60.0
TOT. OFFENSE																		
Net Yards	379	349	331	373	424	423	421	400	427	342	391	445	292	410	382	551	537	6,877
Plays	62	65	59	62	69	68	63	73	74	73	68	77	56	70	64	74	77	1,154
Avg./Play	6.1	5.4	5.6	6.0	6.1	6.2	6.7	5.5	5.8	4.7	5.8	5.8	5.2	5.9	6.0	7.4	7.0	6.0
RUSHING																		
Net Yards	180	219	55	141	128	198	214	102	197	167	165	236	209	211	206	202	227	3,057
Rush. Att.	37	44	16	31	39	38	37	32	41	34	26	39	31	40	29	40	38	592
Avg./Att.	4.9	5.0	3.4	4.5	3.3	5.2	5.8	3.2	4.8	4.9	6.3	6.1	6.7	5.3	7.1	5.1	6.0	5.2
PASSING																		
Net Yards	199	130	276	232	296	225	207	298	230	175	226	209	83	199	176	349	310	3,820
Attempts	24	20	40	31	29	30	25	39	32	37	37	34	21	29	32	32	38	530
Completions	19	14	27	22	20	19	20	30	18	22	27	22	14	18	20	27	21	360
Intercepted	0	1	1	1	0	0	0	0	0	2	0	2	0	0	1	0	1	9
Gross Yards	200	130	296	232	304	225	211	315	236	190	269	240	108	214	202	359	312	4,043
Sacked	1.0	1.0	3.0	0.0	1.0	0.0	1.0	2.0	1.0	2.0	5.0	4.0	4.0	1.0	3.0	2.0	1.0	32.0
Yards Lost	1	0	20	0	8	0	4	17	6	15	43	31	25	15	26	10	2	223
ADVANCES																		
Rushes	37	44	16	31	39	38	37	32	41	34	26	39	31	40	29	40	38	592
Completions	19	14	27	22	20	19	20	30	18	22	27	22	14	18	20	27	21	360
Totals	56	58	43	53	59	57	57	62	59	56	53	61	45	58	49	67	59	952
Total Drives	11	12	12	10	12	11	9	12	11	13	8	15	9	11	11	9	10	186
PENALTIES																		
Number	10	3	6	5	5	5	8	4	10	3	10	7	7	14	11	5	7	120
Yards	95	15	54	39	46	45	55	43	109	15	91	54	40	99	82	40	55	977
FUMBLES																		
Number	1	1	0	0	0	1	1	2	0	2	1	2	1	2	1	0	0	15
Lost	1	1	0	0	0	1	0	2	0	1	0	0	0	1	1	0	0	8
PUNTING																		
Yards	73	129	261	170	178	52	40	153	169	204	94	228	172	113	118	52	0	2,206
Punts	2	3	5	3	4	1	1	3	4	5	2	5	4	2	3	1	0	48
Net Avg.	36.5	32.0	45.6	51.3	39.5	40.0	40.0	44.3	36.3	37.0	42.0	43.6	39.0	56.5	38.0	52.0	0.0	41.4
Gross Avg.	36.5	43.0	52.2	56.7	44.5	52.0	40.0	51.0	42.3	40.8	47.0	45.6	43.0	56.5	39.3	52.0	0.0	46.0
SCORING																		
Points	47	26	22	34	36	38	40	28	22	17	30	26	22	30	30	48	38	534
Q1	17	6	7	7	7	7	10	0	6	0	10	7	0	0	0	10	3	97
Q2	13	14	0	14	20	15	17	21	7	0	10	3	14	10	17	17	21	213
Q3	7	3	0	10	3	6	10	7	3	7	7	0	0	14	3	14	0	94
Q4	10	3	15	3	6	10	3	0	6	10	3	13	8	6	10	7	14	127
OT	0	0	0	0	0	0	0	0	0	0	0	3	0	0	0	0	0	3
TD Rushing	2	1	1	2	3	3	1	1	1	2	0	1	1	0	2	0	3	24
TD Passing	3	2	2	2	2	1	2	3	1	0	3	1	2	3	1	5	2	35
TD KO Returns	0	0	0	0	0	0	0	0	0	0	0	0	0	0	0	0	0	0
TD Punt Returns	0	0	0	0	0	0	0	0	0	0	0	0	0	0	0	0	0	0
TD Sp. Teams	0	0	0	0	0	0	0	0	0	0	0	0	0	0	0	1	0	1
TD Def. Returns	0	0	0	0	0	0	1	0	0	0	0	0	0	0	0	0	0	1
FG Attempts	4	2	1	2	1	3	4	0	3	2	3	5	1	4	3	2	2	42
FG Made	4	2	0	2	1	3	4	0	3	1	3	4	0	3	3	2	1	36
Safety	0	0	0	0	0	0	0	0	0	0	0	0	0	0	0	0	0	0
2-Pt Attempts	0	0	1	0	1	1	0	0	1	0	0	0	1	0	0	0	0	5
2-Pt Made	0	0	1	0	0	1	0	0	0	0	0	0	1	0	0	0	0	3
Time of Possession	36:39	36:18	23:58	28:58	33:48	30:40	35:05	33:10	34:19	34:29	32:16	39:31	26:27	33:46	33:24	41:11	32:41	566:40

2024 PLAYER PARTICIPATION

2024 REGULAR SEASON INDIVIDUAL GAME-BY-GAME STATS														
PASSING:		JALEN COKER												
DATE	OPP.	ATT	CMP	YDS	CMP%	Y/A	Y/C	TD	TD%	INT	INT%	LG	SK/YD	RATE
09/08	@ New Orleans	PRACTICE SQUAD												
09/15	vs. L.A. Chargers	PRACTICE SQUAD												
09/22	@ Las Vegas	PRACTICE SQUAD												
09/29	vs. Cincinnati	0	0	0	0.0%	0.0	0.0	0	0.0%	0	0.0%	0	0/0	0.0
10/06	@ Chicago	0	0	0	0.0%	0.0	0.0	0	0.0%	0	0.0%	0	0/0	0.0
10/13	vs. Atlanta	0	0	0	0.0%	0.0	0.0	0	0.0%	0	0.0%	0	0/0	0.0
10/20	@ Washington	0	0	0	0.0%	0.0	0.0	0	0.0%	0	0.0%	0	0/0	0.0
10/27	@ Denver	0	0	0	0.0%	0.0	0.0	0	0.0%	0	0.0%	0	0/0	0.0
11/03	vs. New Orleans	0	0	0	0.0%	0.0	0.0	0	0.0%	0	0.0%	0	0/0	0.0
11/10	vs. N.Y. Giants	0	0	0	0.0%	0.0	0.0	0	0.0%	0	0.0%	0	0/0	0.0
11/24	vs. Kansas City	ON INACTIVE LIST												
12/01	vs. Tampa Bay	ON INACTIVE LIST												
12/08	@ Philadelphia	ON INACTIVE LIST												
12/15	vs. Dallas	0	0	0	0.0%	0.0	0.0	0	0.0%	0	0.0%	0	0/0	0.0
12/22	vs. Arizona	0	0	0	0.0%	0.0	0.0	0	0.0%	0	0.0%	0	0/0	0.0
12/29	@ Tampa Bay	0	0	0	0.0%	0.0	0.0	0	0.0%	0	0.0%	0	0/0	0.0
01/05	@ Atlanta	1	1	19	100.0%	19.0	19.0	0	0.0%	0	0.0%	19	0/0	118.8
TOTALS		1	1	19	100.0%	19.0	19.0	0	0.0%	0	0.0%	19	0/0	118.8

PASSING:		ANDY DALTON												
DATE	OPP.	ATT	CMP	YDS	CMP%	Y/A	Y/C	TD	TD%	INT	INT%	LG	SK/YD	RATE
09/08	@ New Orleans	1	0	0	0.0%	0.0	0.0	0	0.0%	0	0.0%	0	0/0	39.6
09/15	vs. L.A. Chargers	DID NOT PLAY (NON-INJURY)												
09/22	@ Las Vegas	37	26	319	70.3%	8.6	12.3	3	8.1%	0	0.0%	35	2/13	123.6
09/29	vs. Cincinnati	40	25	220	62.5%	5.5	8.8	2	5.0%	1	2.5%	39	0/0	83.3
10/06	@ Chicago	28	18	136	64.3%	4.9	7.6	0	0.0%	1	3.6%	31	3/20	61.0
10/13	vs. Atlanta	38	26	221	68.4%	5.8	8.5	2	5.3%	2	5.3%	21	0/0	78.9
10/20	@ Washington	16	11	93	68.8%	5.8	8.5	0	0.0%	2	12.5%	29	2/4	44.0
10/27	@ Denver	ON INACTIVE LIST												
11/03	vs. New Orleans	DID NOT PLAY (NON-INJURY)												
11/10	vs. N.Y. Giants	DID NOT PLAY (NON-INJURY)												
11/24	vs. Kansas City	DID NOT PLAY (NON-INJURY)												
12/01	vs. Tampa Bay	DID NOT PLAY (NON-INJURY)												
12/08	@ Philadelphia	DID NOT PLAY (NON-INJURY)												
12/15	vs. Dallas	DID NOT PLAY (NON-INJURY)												
12/22	vs. Arizona	DID NOT PLAY (NON-INJURY)												
12/29	@ Tampa Bay	DID NOT PLAY (NON-INJURY)												
01/05	@ Atlanta	DID NOT PLAY (NON-INJURY)												
TOTALS		160	106	989	66.3%	6.2	9.3	7	4.4%	6	3.8%	39	7/37	82.0

PASSING:		JOHNNY HEKKER												
DATE	OPP.	ATT	CMP	YDS	CMP%	Y/A	Y/C	TD	TD%	INT	INT%	LG	SK/YD	RATE
09/08	@ New Orleans	0	0	0	0.0%	0.0	0.0	0	0.0%	0	0.0%	0	0/0	0.0
09/15	vs. L.A. Chargers	0	0	0	0.0%	0.0	0.0	0	0.0%	0	0.0%	0	0/0	0.0
09/22	@ Las Vegas	0	0	0	0.0%	0.0	0.0	0	0.0%	0	0.0%	0	0/0	0.0
09/29	vs. Cincinnati	1	0	0	0.0%	0.0	0.0	0	0.0%	0	0.0%	0	0/0	39.6
10/06	@ Chicago	0	0	0	0.0%	0.0	0.0	0	0.0%	0	0.0%	0	0/0	0.0
10/13	vs. Atlanta	0	0	0	0.0%	0.0	0.0	0	0.0%	0	0.0%	0	0/0	0.0
10/20	@ Washington	0	0	0	0.0%	0.0	0.0	0	0.0%	0	0.0%	0	0/0	0.0
10/27	@ Denver	1	0	0	0.0%	0.0	0.0	0	0.0%	0	0.0%	0	0/0	39.6
11/03	vs. New Orleans	0	0	0	0.0%	0.0	0.0	0	0.0%	0	0.0%	0	0/0	0.0
11/10	vs. N.Y. Giants	0	0	0	0.0%	0.0	0.0	0	0.0%	0	0.0%	0	0/0	0.0
11/24	vs. Kansas City	0	0	0	0.0%	0.0	0.0	0	0.0%	0	0.0%	0	0/0	0.0
12/01	vs. Tampa Bay	0	0	0	0.0%	0.0	0.0	0	0.0%	0	0.0%	0	0/0	0.0
12/08	@ Philadelphia	0	0	0	0.0%	0.0	0.0	0	0.0%	0	0.0%	0	0/0	0.0
12/15	vs. Dallas	0	0	0	0.0%	0.0	0.0	0	0.0%	0	0.0%	0	0/0	0.0
12/22	vs. Arizona	0	0	0	0.0%	0.0	0.0	0	0.0%	0	0.0%	0	0/0	0.0
12/29	@ Tampa Bay	0	0	0	0.0%	0.0	0.0	0	0.0%	0	0.0%	0	0/0	0.0
01/05	@ Atlanta	0	0	0	0.0%	0.0	0.0	0	0.0%	0	0.0%	0	0/0	0.0
TOTALS		2	0	0	0.0%	0.0	0.0	0	0.0%	0	0.0%	0	0/0	39.6

2024 GXG STATS: PASSING

PASSING:		JACK PLUMMER												
DATE	OPP.	ATT	CMP	YDS	CMP%	Y/A	Y/C	TD	TD%	INT	INT%	LG	SK/YD	RATE
09/08	@ New Orleans	PRACTICE SQUAD												
09/15	vs. L.A. Chargers	PRACTICE SQUAD												
09/22	@ Las Vegas	PRACTICE SQUAD												
09/29	vs. Cincinnati	PRACTICE SQUAD												
10/06	@ Chicago	PRACTICE SQUAD												
10/13	vs. Atlanta	PRACTICE SQUAD												
10/20	@ Washington	PRACTICE SQUAD												
10/27	@ Denver	PRACTICE SQUAD												
11/03	vs. New Orleans	PRACTICE SQUAD												
11/10	vs. N.Y. Giants	PRACTICE SQUAD												
11/24	vs. Kansas City	PRACTICE SQUAD												
12/01	vs. Tampa Bay	PRACTICE SQUAD												
12/08	@ Philadelphia	PRACTICE SQUAD												
12/15	vs. Dallas	PRACTICE SQUAD												
12/22	vs. Arizona	PRACTICE SQUAD												
12/29	@ Tampa Bay	ON INACTIVE LIST												
01/05	@ Atlanta	ON INACTIVE LIST												
TOTALS		0	0	0	0.0%	0.0	0.0	0	0.0%	0	0.0%	--	0/0	0.0

PASSING:		BRYCE YOUNG												
DATE	OPP.	ATT	CMP	YDS	CMP%	Y/A	Y/C	TD	TD%	INT	INT%	LG	SK/YD	RATE
09/08	@ New Orleans	30	13	161	43.3%	5.4	12.4	0	0.0%	2	6.7%	35	4/26	32.8
09/15	vs. L.A. Chargers	26	18	84	69.2%	3.2	4.7	0	0.0%	1	3.8%	12	2/15	57.2
09/22	@ Las Vegas	DID NOT PLAY (NON-INJURY)												
09/29	vs. Cincinnati	DID NOT PLAY (NON-INJURY)												
10/06	@ Chicago	7	4	58	57.1%	8.3	14.5	0	0.0%	0	0.0%	27	1/2	84.2
10/13	vs. Atlanta	DID NOT PLAY (NON-INJURY)												
10/20	@ Washington	2	2	-4	100.0%	-2.0	-2.0	0	0.0%	0	0.0%	2	0/0	79.2
10/27	@ Denver	37	24	224	64.9%	6.1	9.3	2	5.4%	2	5.4%	29	2/9	76.9
11/03	vs. New Orleans	26	16	171	61.5%	6.6	10.7	1	3.8%	1	3.8%	46	1/5	77.6
11/10	vs. N.Y. Giants	25	15	126	60.0%	5.0	8.4	1	4.0%	0	0.0%	24	1/8	86.4
11/24	vs. Kansas City	35	21	263	60.0%	7.5	12.5	1	2.9%	0	0.0%	36	2/14	92.9
12/01	vs. Tampa Bay	46	26	298	56.5%	6.5	11.5	1	2.2%	0	0.0%	38	1/9	83.4
12/08	@ Philadelphia	34	19	191	55.9%	5.6	10.1	1	2.9%	1	2.9%	31	1/7	69.6
12/15	vs. Dallas	28	19	219	67.9%	7.8	11.5	1	3.6%	2	7.1%	83t	6/44	73.4
12/22	vs. Arizona	26	17	158	65.4%	6.1	9.3	2	7.7%	0	0.0%	23	3/9	107.5
12/29	@ Tampa Bay	28	15	203	53.6%	7.3	13.5	2	7.1%	0	0.0%	40t	5/38	100.7
01/05	@ Atlanta	34	25	251	73.5%	7.4	10.0	3	8.8%	0	0.0%	33t	0/0	123.5
TOTALS		384	234	2,403	60.9%	6.3	10.3	15	3.9%	9	2.3%	83T	29/186	82.2

2024 CXG STATS: RUSHING

2024 REGULAR SEASON INDIVIDUAL GAME-BY-GAME STATS																					
RUSHING:		RAHEEM BLACKSHEAR					MIKE BOONE					JONATHON BROOKS					ANDY DALTON				
DATE	OPP.	NO.	YDS	AVG	LG	TD	NO.	YDS	AVG	LG	TD	NO.	YDS	AVG	LG	TD	NO.	YDS	AVG	LG	TD
09/08	@ New Orleans	0	0	0.0	--	0	4	7	1.8	5	0	RESERVE/NON-FOOTBALL INJURY				0	0	0.0	--	0	
09/15	vs. L.A. Chargers	0	0	0.0	--	0	ON INACTIVE LIST					RESERVE/NON-FOOTBALL INJURY				DID NOT PLAY (NON-INJURY)					
09/22	@ Las Vegas	0	0	0.0	--	0	0	0	0.0	--	0	RESERVE/NON-FOOTBALL INJURY				2	-2	-1.0	-1	0	
09/29	vs. Cincinnati	0	0	0.0	--	0	ON INACTIVE LIST					RESERVE/NON-FOOTBALL INJURY				3	9	3.0	6	0	
10/06	@ Chicago	0	0	0.0	--	0	ON INACTIVE LIST					RESERVE/NON-FOOTBALL INJURY				1	3	3.0	3	0	
10/13	vs. Atlanta	0	0	0.0	--	0	PRACTICE SQUAD					RESERVE/NON-FOOTBALL INJURY				3	21	7.0	18	0	
10/20	@ Washington	0	0	0.0	--	0	PRACTICE SQUAD					INJURED RESERVE - DESIGNATED FOR RETURN				2	3	1.5	4	0	
10/27	@ Denver	0	0	0.0	--	0	PRACTICE SQUAD					INJURED RESERVE - DESIGNATED FOR RETURN				ON INACTIVE LIST					
11/03	vs. New Orleans	0	0	0.0	--	0	PRACTICE SQUAD					INJURED RESERVE - DESIGNATED FOR RETURN				DID NOT PLAY (NON-INJURY)					
11/10	vs. N.Y. Giants	0	0	0.0	--	0	PRACTICE SQUAD					ON INACTIVE LIST				DID NOT PLAY (NON-INJURY)					
11/24	vs. Kansas City	0	0	0.0	--	0	PRACTICE SQUAD					2	7	3.5	4	0	DID NOT PLAY (NON-INJURY)				
12/01	vs. Tampa Bay	0	0	0.0	--	0	PRACTICE SQUAD					6	18	3.0	9	0	DID NOT PLAY (NON-INJURY)				
12/08	@ Philadelphia	0	0	0.0	--	0	PRACTICE SQUAD					1	-3	-3.0	-3	0	DID NOT PLAY (NON-INJURY)				
12/15	vs. Dallas	ON INACTIVE LIST					2	14	7.0	9	0	INJURED RESERVE				DID NOT PLAY (NON-INJURY)					
12/22	vs. Arizona	3	13	4.3	5	0	1	1	1.0	1	0	INJURED RESERVE				DID NOT PLAY (NON-INJURY)					
12/29	@ Tampa Bay	8	20	2.5	8	0	2	11	5.5	8	0	INJURED RESERVE				DID NOT PLAY (NON-INJURY)					
01/05	@ Atlanta	4	47	11.8	26	0	4	18	4.5	7	0	INJURED RESERVE				DID NOT PLAY (NON-INJURY)					
TOTALS		15	80	5.3	26	0	13	51	3.9	9	0	9	22	2.4	9	0	11	34	3.1	18	0

RUSHING:		CHUBA HUBBARD					DIONTAE JOHNSON					VELUS JONES JR.					XAVIER LEGETTE									
DATE	OPP.	NO.	YDS	AVG	LG	TD	NO.	YDS	AVG	LG	TD	NO.	YDS	AVG	LG	TD	NO.	YDS	AVG	LG	TD					
09/08	@ New Orleans	6	14	2.3	7	0	0	0	0.0	--	0	Bears					0	0	0.0	--	0					
09/15	vs. L.A. Chargers	10	64	6.4	23	0	0	0	0.0	--	0	Bears					0	0	0.0	--	0					
09/22	@ Las Vegas	21	114	5.4	14	0	0	0	0.0	--	0	Bears					0	0	0.0	--	0					
09/29	vs. Cincinnati	18	104	5.8	38	1	0	0	0.0	--	0	Bears					2	10	5.0	8	0					
10/06	@ Chicago	13	97	7.5	38t	1	2	6	3.0	4	0	Bears					0	0	0.0	--	0					
10/13	vs. Atlanta	18	92	5.1	19	0	0	0	0.0	--	0	Bears					0	0	0.0	--	0					
10/20	@ Washington	17	52	3.1	9	1	0	0	0.0	--	0	Bears					1	6	6.0	6	0					
10/27	@ Denver	15	56	3.7	15	0	ON INACTIVE LIST					Bears					1	0	0.0	--	0					
11/03	vs. New Orleans	15	72	4.8	16t	2	Ravens					Jaguars					1	6	6.0	6	0					
11/10	vs. N.Y. Giants	28	153	5.5	26	1	Ravens					Jaguars					0	0	0.0	--	0					
11/24	vs. Kansas City	16	58	3.6	13	1	Ravens					Jaguars					0	0	0.0	--	0					
12/01	vs. Tampa Bay	12	43	3.6	9	0	Ravens					Jaguars					0	0	0.0	--	0					
12/08	@ Philadelphia	26	92	3.5	15	1	Ravens					Jaguars					0	0	0.0	--	0					
12/15	vs. Dallas	10	32	3.2	12	0	Ravens					0	0	0.0	--	0	1	2	2.0	2	0					
12/22	vs. Arizona	25	152	6.1	28	2	Ravens					ON INACTIVE LIST					ON INACTIVE LIST									
12/29	@ Tampa Bay	INJURED RESERVE					Ravens					1	0	0.0	--	0	0	0	0.0	--	0					
01/05	@ Atlanta	INJURED RESERVE					Ravens					ON INACTIVE LIST					0	0	0.0	--	0					
TOTALS		250	1,195	4.8	38T	10	2	6	3.0	4	0	1	0	0.0	6	0	6	24	4.0	8	0					

RUSHING:		JONATHAN MINGO					DAVID MOORE					MILES SANDERS					DEVEN THOMPINS				
DATE	OPP.	NO.	YDS	AVG	LG	TD	NO.	YDS	AVG	LG	TD	NO.	YDS	AVG	LG	TD	NO.	YDS	AVG	LG	TD
09/08	@ New Orleans	1	3	3.0	3	0	0	0	0.0	--	0	5	22	4.4	8	0	NOT ON ROSTER				
09/15	vs. L.A. Chargers	0	0	0.0	--	0	0	0	0.0	--	0	7	20	2.9	6	0	NOT ON ROSTER				
09/22	@ Las Vegas	1	2	2.0	2	0	0	0	0.0	--	0	7	17	2.4	6	1	NOT ON ROSTER				
09/29	vs. Cincinnati	0	0	0.0	--	0	0	0	0.0	--	0	6	32	5.3	14	0	PRACTICE SQUAD				
10/06	@ Chicago	0	0	0.0	--	0	0	0	0.0	--	0	2	6	3.0	4	0	PRACTICE SQUAD				
10/13	vs. Atlanta	0	0	0.0	--	0	0	0	0.0	--	0	3	1	0.3	3	0	PRACTICE SQUAD				
10/20	@ Washington	0	0	0.0	--	0	0	0	0.0	--	0	3	34	11.3	26	0	PRACTICE SQUAD				
10/27	@ Denver	0	0	0.0	--	0	0	0	0.0	--	0	1	7	7.0	7	0	PRACTICE SQUAD				
11/03	vs. New Orleans	0	0	0.0	--	0	0	0	0.0	--	0	2	-5	-2.5	-2	0	1	-2	-2.0	-2	0
11/10	vs. N.Y. Giants	Cowboys					0	0	0.0	--	0	2	5	2.5	4	0	0	0	0.0	--	0
11/24	vs. Kansas City	Cowboys					0	0	0.0	--	0	INJURED RESERVE					0	0	0.0	--	0
12/01	vs. Tampa Bay	Cowboys					0	0	0.0	--	0	INJURED RESERVE					0	0	0.0	--	0
12/08	@ Philadelphia	Cowboys					0	0	0.0	--	0	INJURED RESERVE					0	0	0.0	--	0
12/15	vs. Dallas	Cowboys					0	0	0.0	--	0	INJURED RESERVE					0	0	0.0	--	0
12/22	vs. Arizona	Cowboys					1	0	0.0	--	0	INJURED RESERVE					1	9	9.0	9	0
12/29	@ Tampa Bay	Cowboys					0	0	0.0	--	0	INJURED RESERVE					ON INACTIVE LIST				
01/05	@ Atlanta	Cowboys					0	0	0.0	--	0	17	66	3.9	11	1	ON INACTIVE LIST				
TOTALS		2	5	2.5	3	0	1	0	0.0	--	0	55	205	3.7	26	2	2	7	3.5	9	0

2024 GXG STATS: RUSHING

RUSHING:		BRYCE YOUNG				
DATE	OPP.	NO.	YDS	AVG	LG	TD
09/08	@ New Orleans	4	12	3.0	4	1
09/15	vs. L.A. Chargers	1	6	6.0	6	0
09/22	@ Las Vegas	DID NOT PLAY (NON-INJURY)				
09/29	vs. Cincinnati	DID NOT PLAY (NON-INJURY)				
10/06	@ Chicago	1	8	8.0	8	0
10/13	vs. Atlanta	DID NOT PLAY (NON-INJURY)				
10/20	@ Washington	0	0	0.0	--	0
10/27	@ Denver	3	6	2.0	4	0
11/03	vs. New Orleans	4	9	2.3	9	0
11/10	vs. N.Y. Giants	2	30	15.0	24	0
11/24	vs. Kansas City	3	20	6.7	11	0
12/01	vs. Tampa Bay	3	17	5.7	10t	1
12/08	@ Philadelphia	7	29	4.1	11	0
12/15	vs. Dallas	3	12	4.0	6t	1
12/22	vs. Arizona	5	68	13.6	34	1
12/29	@ Tampa Bay	2	8	4.0	7	0
01/05	@ Atlanta	5	24	4.8	11	2
TOTALS		43	249	5.8	34	6

2024 CXG STATS: RECEIVING

2024 REGULAR SEASON INDIVIDUAL GAME-BY-GAME STATS																
RECEIVING:		MIKE BOONE					JONATHAN BROOKS					DAN CHISENA				
DATE	OPP.	NO.	YDS	AVG	LG	TD	NO.	YDS	AVG	LG	TD	NO.	YDS	AVG	LG	TD
09/08	@ New Orleans	0	0	0.0	--	0	RESERVE/NON-FOOTBALL INJURY					Cardinals				
09/15	vs. L.A. Chargers	ON INACTIVE LIST					RESERVE/NON-FOOTBALL INJURY					Cardinals				
09/22	@ Las Vegas	0	0	0.0	--	0	RESERVE/NON-FOOTBALL INJURY					Cardinals				
09/29	vs. Cincinnati	ON INACTIVE LIST					RESERVE/NON-FOOTBALL INJURY					Cardinals				
10/06	@ Chicago	ON INACTIVE LIST					RESERVE/NON-FOOTBALL INJURY					Cardinals				
10/13	vs. Atlanta	PRACTICE SQUAD					RESERVE/NON-FOOTBALL INJURY					Cardinals				
10/20	@ Washington	PRACTICE SQUAD					INJURED RESERVE - DESIGNATED FOR RETURN					PRACTICE SQUAD				
10/27	@ Denver	PRACTICE SQUAD					INJURED RESERVE - DESIGNATED FOR RETURN					PRACTICE SQUAD				
11/03	vs. New Orleans	PRACTICE SQUAD					INJURED RESERVE - DESIGNATED FOR RETURN					PRACTICE SQUAD				
11/10	vs. N.Y. Giants	PRACTICE SQUAD					ON INACTIVE LIST					PRACTICE SQUAD				
11/24	vs. Kansas City	PRACTICE SQUAD					0	0	0.0	--	0	0	0	0.0	--	0
12/01	vs. Tampa Bay	PRACTICE SQUAD					3	23	7.7	18	0	1	6	6.0	6	0
12/08	@ Philadelphia	PRACTICE SQUAD					0	0	0.0	--	0	0	0	0.0	--	0
12/15	vs. Dallas	0	0	0.0	--	0	INJURED RESERVE					0	0	0.0	--	0
12/22	vs. Arizona	0	0	0.0	--	0	INJURED RESERVE					1	23	23.0	23	0
12/29	@ Tampa Bay	0	0	0.0	--	0	INJURED RESERVE									
01/05	@ Atlanta	1	-2	-2.0	-2	0	INJURED RESERVE					0	0	0.0	--	0
TOTALS		1	-2	-2.0	--	0	3	23	7.7	18	0	2	29	14.5	23	0

RECEIVING:		JALEN COKER					FELEIPE FRANKS					CHUBA HUBBARD				
DATE	OPP.	NO.	YDS	AVG	LG	TD	NO.	YDS	AVG	LG	TD	NO.	YDS	AVG	LG	TD
09/08	@ New Orleans	PRACTICE SQUAD					0	0	0.0	--	0	0	0	0.0	--	0
09/15	vs. L.A. Chargers	PRACTICE SQUAD					0	0	0.0	--	0	4	12	3.0	5	0
09/22	@ Las Vegas	PRACTICE SQUAD					0	0	0.0	--	0	5	55	11.0	20	1
09/29	vs. Cincinnati	0	0	0.0	--	0	0	0	0.0	--	0	4	17	4.3	6	0
10/06	@ Chicago	4	68	17.0	31	0	0	0	0.0	--	0	4	-2	-0.5	1	0
10/13	vs. Atlanta	3	30	10.0	15	0	0	0	0.0	--	0	5	11	2.2	8	0
10/20	@ Washington	1	10	10.0	10	0	0	0	0.0	--	0	0	0	0.0	--	0
10/27	@ Denver	4	78	19.5	29	1	0	0	0.0	--	0	2	15	7.5	13	0
11/03	vs. New Orleans	2	36	18.0	18	0	ON INACTIVE LIST					2	0	0.0	5	0
11/10	vs. N.Y. Giants	3	41	13.7	24	0	0	0	0.0	--	0	4	16	4.0	10	0
11/24	vs. Kansas City	ON INACTIVE LIST					0	0	0.0	--	0	1	2	2.0	2	0
12/01	vs. Tampa Bay	ON INACTIVE LIST					0	0	0.0	--	0	0	0	0.0	--	0
12/08	@ Philadelphia	ON INACTIVE LIST					0	0	0.0	--	0	4	15	3.8	8	0
12/15	vs. Dallas	4	110	27.5	83t	1	0	0	0.0	--	0	4	17	4.3	6	0
12/22	vs. Arizona	2	8	4.0	4	0	0	0	0.0	--	0	4	13	3.3	6	0
12/29	@ Tampa Bay	2	35	17.5	20	0	0	0	0.0	--	0	INJURED RESERVE				
01/05	@ Atlanta	7	62	8.9	14	0	1	12	12.0	12	0	INJURED RESERVE				
TOTALS		32	478	14.9	83T	2	1	12	12.0	12	0	43	171	4.0	20	1

RECEIVING:		DIONTAE JOHNSON					XAVIER LEGETTE					JONATHAN MINGO				
DATE	OPP.	NO.	YDS	AVG	LG	TD	NO.	YDS	AVG	LG	TD	NO.	YDS	AVG	LG	TD
09/08	@ New Orleans	2	19	9.5	11	0	4	35	8.8	18	0	2	40	20.0	35	0
09/15	vs. L.A. Chargers	3	15	5.0	7	0	0	0	0.0	--	0	1	1	1.0	1	0
09/22	@ Las Vegas	8	122	15.3	35	1	2	42	21.0	35	0	3	18	6.0	15	0
09/29	vs. Cincinnati	7	83	11.9	39	1	6	66	11.0	17	1	3	24	8.0	11	0
10/06	@ Chicago	3	23	7.7	20	0	1	8	8.0	8	0	2	37	18.5	29	0
10/13	vs. Atlanta	6	78	13.0	19	1	3	23	7.7	13	1	1	1	1.0	1	0
10/20	@ Washington	1	17	17.0	17	0	2	3	1.5	6	0	0	0	0.0	--	0
10/27	@ Denver	ON INACTIVE LIST					4	34	8.5	23	1	0	0	0.0	--	0
11/03	vs. New Orleans	Ravens					4	33	8.3	26	1	0	0	0.0	--	0
11/10	vs. N.Y. Giants	Ravens					3	40	13.3	23	0	Cowboys				
11/24	vs. Kansas City	Ravens					4	56	14.0	34	0	Cowboys				
12/01	vs. Tampa Bay	Ravens					4	53	13.3	21	0	Cowboys				
12/08	@ Philadelphia	Ravens					2	39	19.5	31	0	Cowboys				
12/15	vs. Dallas	Ravens					2	7	3.5	5	0	Cowboys				
12/22	vs. Arizona	Ravens					ON INACTIVE LIST					Cowboys				
12/29	@ Tampa Bay	Ravens					5	28	5.6	10	0	Cowboys				
01/05	@ Atlanta	Ravens					3	30	10.0	15	0	Cowboys				
TOTALS		30	357	11.9	39	3	49	497	10.1	35	4	12	121	10.1	35	0

2024 GXG STATS: RECEIVING

RECEIVING:		DAVID MOORE					JA'TAVION SANDERS					MILES SANDERS				
DATE	OPP.	NO.	YDS	AVG	LG	TD	NO.	YDS	AVG	LG	TD	NO.	YDS	AVG	LG	TD
09/08	@ New Orleans	1	14	14.0	14	0	1	4	4.0	4	0	0	0	0.0	--	0
09/15	vs. L.A. Chargers	0	0	0.0	--	0	2	8	4.0	6	0	3	5	1.7	5	0
09/22	@ Las Vegas	0	0	0.0	--	0	0	0	0.0	--	0	2	13	6.5	11	0
09/29	vs. Cincinnati	0	0	0.0	--	0	2	16	8.0	11	0	3	14	4.7	12	0
10/06	@ Chicago	2	13	6.5	7	0	3	13	4.3	10	0	2	27	13.5	27	0
10/13	vs. Atlanta	2	17	8.5	9	0	5	49	9.8	21	0	1	12	12.0	12	0
10/20	@ Washington	0	0	0.0	--	0	6	61	10.2	29	0	1	-6	-6.0	-6	0
10/27	@ Denver	4	39	9.8	13	0	1	7	7.0	7	0	7	38	5.4	11	0
11/03	vs. New Orleans	2	20	10.0	11	0	4	87	21.8	46	0	2	-5	-2.5	2	0
11/10	vs. N.Y. Giants	2	18	9.0	13	0	2	8	4.0	5t	1	0	0	0.0	--	0
11/24	vs. Kansas City	6	81	13.5	21	1	3	49	16.3	28	0	INJURED RESERVE				
12/01	vs. Tampa Bay	5	40	8.0	10	0	ON INACTIVE LIST					INJURED RESERVE				
12/08	@ Philadelphia	2	25	12.5	19	0	0	0	0.0	--	0	INJURED RESERVE				
12/15	vs. Dallas	2	19	9.5	16	0	0	0	0.0	--	0	INJURED RESERVE				
12/22	vs. Arizona	2	39	19.5	21	1	0	0	0.0	--	0	INJURED RESERVE				
12/29	@ Tampa Bay	1	17	17.0	17	0	1	5	5.0	5	0	INJURED RESERVE				
01/05	@ Atlanta	1	9	9.0	9t	1	3	35	11.7	28	0	3	50	16.7	33t	1
TOTALS		32	351	11.0	21	3	33	342	10.4	46	1	24	148	6.2	33T	1

RECEIVING:		ADAM THIELEN					IAN THOMAS					DEVEN THOMPKINS				
DATE	OPP.	NO.	YDS	AVG	LG	TD	NO.	YDS	AVG	LG	TD	NO.	YDS	AVG	LG	TD
09/08	@ New Orleans	3	49	16.3	32	0	INJURED RESERVE					NOT ON ROSTER				
09/15	vs. L.A. Chargers	2	20	10.0	10	0	INJURED RESERVE					NOT ON ROSTER				
09/22	@ Las Vegas	3	40	13.3	31t	1	INJURED RESERVE					NOT ON ROSTER				
09/29	vs. Cincinnati	INJURED RESERVE					INJURED RESERVE					PRACTICE SQUAD				
10/06	@ Chicago	INJURED RESERVE					INJURED RESERVE - DESIGNATED FOR RETURN					PRACTICE SQUAD				
10/13	vs. Atlanta	INJURED RESERVE					0	0	0.0	--	0	PRACTICE SQUAD				
10/20	@ Washington	INJURED RESERVE					2	4	2.0	2	0	PRACTICE SQUAD				
10/27	@ Denver	INJURED RESERVE - DESIGNATED FOR RETURN					0	0	0.0	--	0	PRACTICE SQUAD				
11/03	vs. New Orleans	INJURED RESERVE - DESIGNATED FOR RETURN					0	0	0.0	--	0	0	0	0.0	--	0
11/10	vs. N.Y. Giants	INJURED RESERVE - DESIGNATED FOR RETURN					1	3	3.0	3	0	0	0	0.0	--	0
11/24	vs. Kansas City	3	57	19.0	36	0	INJURED RESERVE					3	13	4.3	12	0
12/01	vs. Tampa Bay	8	99	12.4	25t	1	INJURED RESERVE					0	0	0.0	--	0
12/08	@ Philadelphia	9	102	11.3	24	0	INJURED RESERVE					1	7	7.0	7	0
12/15	vs. Dallas	5	51	10.2	18	0	INJURED RESERVE					0	0	0.0	--	0
12/22	vs. Arizona	5	43	8.6	20	1	INJURED RESERVE					0	0	0.0	--	0
12/29	@ Tampa Bay	5	110	22.0	40t	2	INJURED RESERVE					ON INACTIVE LIST				
01/05	@ Atlanta	5	44	8.8	25	0	INJURED RESERVE					ON INACTIVE LIST				
TOTALS		48	615	12.8	40T	5	3	7	2.3	3	0	4	20	5.0	12	0

RECEIVING:		TOMMY TREMBLE				
DATE	OPP.	NO.	YDS	AVG	LG	TD
09/08	@ New Orleans	ON INACTIVE LIST				
09/15	vs. L.A. Chargers	3	23	7.7	12	0
09/22	@ Las Vegas	3	29	9.7	20	0
09/29	vs. Cincinnati	0	0	0.0	--	0
10/06	@ Chicago	1	7	7.0	7	0
10/13	vs. Atlanta	ON INACTIVE LIST				
10/20	@ Washington	ON INACTIVE LIST				
10/27	@ Denver	2	13	6.5	8	0
11/03	vs. New Orleans	ON INACTIVE LIST				
11/10	vs. N.Y. Giants	ON INACTIVE LIST				
11/24	vs. Kansas City	1	5	5.0	5	0
12/01	vs. Tampa Bay	5	77	15.4	38	0
12/08	@ Philadelphia	1	3	3.0	3t	1
12/15	vs. Dallas	2	15	7.5	8	0
12/22	vs. Arizona	3	32	10.7	15	0
12/29	@ Tampa Bay	0	0	0.0	--	0
01/05	@ Atlanta	2	30	15.0	18	1
TOTALS		23	234	10.2	38	2

2024 GXG STATS: PUNT RETURNS

2024 REGULAR SEASON INDIVIDUAL GAME-BY-GAME STATS													
PUNT RETURNS:		RAHEEM BLACKSHEAR						DAVID MOORE					
DATE	OPP.	NO.	YDS	AVG	LG	FC	TD	NO.	YDS	AVG	LG	FC	TD
09/08	@ New Orleans	0	0	0.0	0	0	0	0	0	0.0	0	0	0
09/15	vs. L.A. Chargers	1	13	13.0	13	0	0	0	0	0.0	0	0	0
09/22	@ Las Vegas	3	33	11.0	16	1	0	0	0	0.0	0	0	0
09/29	vs. Cincinnati	3	16	5.3	13	0	0	0	0	0.0	0	0	0
10/06	@ Chicago	2	20	10.0	11	0	0	0	0	0.0	0	1	0
10/13	vs. Atlanta	1	12	12.0	12	0	0	0	0	0.0	0	0	0
10/20	@ Washington	0	0	0.0	0	0	0	0	0	0.0	0	1	0
10/27	@ Denver	0	0	0.0	0	1	0	0	0	0.0	0	0	0
11/03	vs. New Orleans	2	24	12.0	14	0	0	0	0	0.0	0	1	0
11/10	vs. N.Y. Giants	2	13	6.5	13	0	0	1	6	6.0	6	2	0
11/24	vs. Kansas City	1	10	10.0	10	1	0	0	0	0.0	0	0	0
12/01	vs. Tampa Bay	1	3	3.0	3	0	0	1	7	7.0	7	0	0
12/08	@ Philadelphia	1	1	1.0	1	0	0	0	0	0.0	0	0	0
12/15	vs. Dallas	ON INACTIVE LIST						0	0	0.0	0	0	0
12/22	vs. Arizona	0	0	0.0	0	0	0	0	0	0.0	0	0	0
12/29	@ Tampa Bay	0	0	0.0	0	0	0	0	0	0.0	0	1	0
01/05	@ Atlanta	0	0	0.0	0	0	0	0	0	0.0	0	0	0
TOTALS		17	145	8.5	16	3	0	2	13	6.5	7	6	0

PUNT RETURNS:		DEVEN THOMPKINS					
DATE	OPP.	NO.	YDS	AVG	LG	FC	TD
09/08	@ New Orleans			NOT ON ROSTER			
09/15	vs. L.A. Chargers			NOT ON ROSTER			
09/22	@ Las Vegas			NOT ON ROSTER			
09/29	vs. Cincinnati			PRACTICE SQUAD			
10/06	@ Chicago			PRACTICE SQUAD			
10/13	vs. Atlanta			PRACTICE SQUAD			
10/20	@ Washington			PRACTICE SQUAD			
10/27	@ Denver			PRACTICE SQUAD			
11/03	vs. New Orleans	0	0	0.0	0	0	0
11/10	vs. N.Y. Giants	0	0	0.0	0	0	0
11/24	vs. Kansas City	0	0	0.0	0	0	0
12/01	vs. Tampa Bay	0	0	0.0	0	0	0
12/08	@ Philadelphia	1	15	15.0	15	0	0
12/15	vs. Dallas	2	0	0.0	0	0	0
12/22	vs. Arizona	2	4	2.0	2	0	0
12/29	@ Tampa Bay			ON INACTIVE LIST			
01/05	@ Atlanta			ON INACTIVE LIST			
TOTALS		5	19	3.8	15	0	0

2024 CXG STATS: KICKOFF RETURNS

2024 REGULAR SEASON INDIVIDUAL GAME-BY-GAME STATS																					
KICKOFF RETURNS:		RAHEEM BLACKSHEAR							VELUS JONES JR.							XAVIER LEGETTE					
DATE	OPP.	NO.	YDS	AVG	LG	FC	TD		NO.	YDS	AVG	LG	FC	TD		NO.	YDS	AVG	LG	FC	TD
09/08	@ New Orleans	8	204	25.5	31	0	0									1	28	28.0	28	0	0
09/15	vs. L.A. Chargers	3	81	27.0	31	0	0									0	0	0.0	0	0	0
09/22	@ Las Vegas	1	25	25.0	25	0	0									1	30	30.0	30	0	0
09/29	vs. Cincinnati	0	0	0.0	0	0	0									0	0	0.0	0	0	0
10/06	@ Chicago	3	101	33.7	43	0	0									0	0	0.0	0	0	0
10/13	vs. Atlanta	3	64	21.3	31	0	0									1	25	25.0	25	0	0
10/20	@ Washington	5	114	22.8	30	0	0									1	19	19.0	19	0	0
10/27	@ Denver	0	0	0.0	0	0	0									0	0	0.0	0	0	0
11/03	vs. New Orleans	2	39	19.5	21	0	0									0	0	0.0	0	0	0
11/10	vs. N.Y. Giants	2	51	25.5	28	0	0									0	0	0.0	0	0	0
11/24	vs. Kansas City	0	0	0.0	0	0	0									0	0	0.0	0	0	0
12/01	vs. Tampa Bay	0	0	0.0	0	0	0									0	0	0.0	0	0	0
12/08	@ Philadelphia	1	26	26.0	26	0	0									0	0	0.0	0	0	0
12/15	vs. Dallas	ON INACTIVE LIST							0	0	0.0	0	0	0		0	0	0.0	0	0	0
12/22	vs. Arizona	3	86	28.7	36	0	0									ON INACTIVE LIST					
12/29	@ Tampa Bay	0	0	0.0	0	0	0		1	19	19.0	19	0	0		0	0	0.0	0	0	0
01/05	@ Atlanta	0	0	0.0	0	0	0									0	0	0.0	0	0	0
TOTALS		31	791	25.5	43	0	0		1	19	19.0	19	0	0		4	102	25.5	30	0	0

KICKOFF RETURNS:		MILES SANDERS							DEVEN THOMPKINS						
DATE	OPP.	NO.	YDS	AVG	LG	FC	TD		NO.	YDS	AVG	LG	FC	TD	
09/08	@ New Orleans	0	0	0.0	0	0	0								NOT ON ROSTER
09/15	vs. L.A. Chargers	0	0	0.0	0	0	0								NOT ON ROSTER
09/22	@ Las Vegas	0	0	0.0	0	0	0								NOT ON ROSTER
09/29	vs. Cincinnati	0	0	0.0	0	0	0								PRACTICE SQUAD
10/06	@ Chicago	0	0	0.0	0	0	0								PRACTICE SQUAD
10/13	vs. Atlanta	0	0	0.0	0	0	0								PRACTICE SQUAD
10/20	@ Washington	0	0	0.0	0	0	0								PRACTICE SQUAD
10/27	@ Denver	0	0	0.0	0	0	0								PRACTICE SQUAD
11/03	vs. New Orleans	1	14	14.0	14	0	0		0	0	0.0	0	0	0	
11/10	vs. N.Y. Giants	0	0	0.0	0	0	0		0	0	0.0	0	0	0	
11/24	vs. Kansas City	INJURED RESERVE							0	0	0.0	0	0	0	
12/01	vs. Tampa Bay	INJURED RESERVE							0	0	0.0	0	0	0	
12/08	@ Philadelphia	INJURED RESERVE							2	46	23.0	29	0	0	
12/15	vs. Dallas	INJURED RESERVE							3	88	29.3	33	0	0	
12/22	vs. Arizona	INJURED RESERVE							0	0	0.0	0	0	0	
12/29	@ Tampa Bay	INJURED RESERVE							ON INACTIVE LIST						
01/05	@ Atlanta	0	0	0.0	0	0	0		ON INACTIVE LIST						
TOTALS		1	14	14.0	14	0	0		5	134	26.8	33	0	0	

2024 CXG STATS: PUNTING

2024 REGULAR SEASON INDIVIDUAL GAME-BY-GAME STATS									
PUNTING:		JOHNNY HEKKER							
DATE	OPP.	NO.	YDS	AVG	TB	IN 20	LG	NET	BLK
09/08	@ New Orleans	5	191	38.2	0	0	53	26.2	0
09/15	vs. L.A. Chargers	7	311	44.4	0	2	64	42.3	0
09/22	@ Las Vegas	4	177	44.3	0	2	51	44.3	0
09/29	vs. Cincinnati	2	102	51.0	0	1	55	49.5	0
10/06	@ Chicago	4	206	51.5	2	1	65	40.0	0
10/13	vs. Atlanta	3	120	40.0	0	1	58	30.3	0
10/20	@ Washington	5	252	50.4	0	2	62	47.4	0
10/27	@ Denver	5	247	49.4	0	1	53	49.4	0
11/03	vs. New Orleans	5	216	43.2	0	3	52	41.8	0
11/10	vs. N.Y. Giants	7	337	48.1	0	3	55	45.7	0
11/24	vs. Kansas City	2	103	51.5	0	1	55	53.5	0
12/01	vs. Tampa Bay	5	192	38.4	0	0	49	38.4	0
12/08	@ Philadelphia	2	90	45.0	0	1	45	44.0	0
12/15	vs. Dallas	4	190	47.5	0	0	53	46.3	0
12/22	vs. Arizona	5	223	44.6	1	1	57	38.0	0
12/29	@ Tampa Bay	5	226	45.2	0	3	51	37.5	1
01/05	@ Atlanta	3	155	51.7	0	2	57	48.7	0
TOTALS		73	3,338	45.7	3	24	65	41.9	1

2024 GXG STATS: FIELD GOALS

2024 REGULAR SEASON INDIVIDUAL GAME-BY-GAME STATS											
FIELD GOALS:			EDDY PIÑEIRO								
DATE	OPP.	0-19	20-29	30-39	40-49	50+	TOTAL	FGM	FGA	PCT	LG
09/08	@ New Orleans	0/0	0/0	0/0	1/1	0/0	1/1	1	1	100.0%	43
09/15	vs. L.A. Chargers	0/0	0/0	1/1	0/0	0/0	1/1	1	1	100.0%	38
09/22	@ Las Vegas	0/0	1/1	1/1	1/1	0/0	3/3	3	3	100.0%	43
09/29	vs. Cincinnati	0/0	0/0	0/0	1/1	0/0	1/1	1	1	100.0%	48
10/06	@ Chicago	0/0	1/1	0/0	0/1	0/0	1/2	1	2	50.0%	27
10/13	vs. Atlanta	0/0	1/1	0/0	1/1	0/0	2/2	2	2	100.0%	40
10/20	@ Washington	0/0	0/0	0/0	0/0	0/0	0/0	0	0	0.0%	0
10/27	@ Denver	0/0	0/0	0/0	0/0	0/0	0/0	0	0	0.0%	0
11/03	vs. New Orleans	0/0	0/0	0/0	1/1	0/0	1/1	1	1	100.0%	48
11/10	vs. N.Y. Giants	0/0	0/0	1/1	0/0	1/1	2/2	2	2	100.0%	53
11/24	vs. Kansas City	0/0	1/1	3/3	0/0	0/0	4/4	4	4	100.0%	33
12/01	vs. Tampa Bay	0/0	2/2	0/1	1/2	0/0	3/5	3	5	60.0%	47
12/08	@ Philadelphia	0/0	0/0	1/1	0/0	0/0	1/1	1	1	100.0%	38
12/15	vs. Dallas	0/0	0/0	0/0	0/0	0/0	0/0	0	0	0.0%	0
12/22	vs. Arizona	0/0	1/1	0/0	0/0	0/0	1/1	1	1	100.0%	29
12/29	@ Tampa Bay	0/0	0/0	0/0	0/0	0/1	0/1	0	1	0.0%	0
01/05	@ Atlanta	0/0	0/0	1/1	0/0	0/0	1/1	1	1	100.0%	35
TOTALS		0/0	7/7	8/9	6/8	1/2	22/26	22	26	84.6%	53

2024 GAME SUMMARIES



WEEK 1

Carolina Panthers 10, New Orleans Saints 47
70,007 🦋 Caesars Superdome 🦋 Sep 8, 2024



Carolina Panthers	0	3	7	0	—	10
New Orleans Saints	17	13	7	10	—	47

SCORING DRIVES

TEAM	QTR	TIME	SCORING PLAY	CAR	NO
Saints	1	12:08	R.Shaheed 59 yd. pass from D.Carr (B.Grupe kick) (5-76, 2:52)	0	7
Saints	1	10:04	B.Grupe 57 yd. Field Goal (4-1, 1:50)	0	10
Saints	1	01:23	F.Moreau 3 yd. pass from D.Carr (B.Grupe kick) (11-79, 5:38)	0	17
Saints	2	07:03	B.Grupe 44 yd. Field Goal (9-48, 5:07)	0	20
Saints	2	02:08	B.Grupe 52 yd. Field Goal (7-9, 3:57)	0	23
Saints	2	01:18	J.Johnson 16 yd. pass from D.Carr (B.Grupe kick) (1-16, 0:06)	0	30
Panthers	2	00:00	E.Pineiro 43 yd. Field Goal (8-45, 1:18)	3	30
Saints	3	08:27	A.Kamara 1 yd. run (B.Grupe kick) (9-57, 5:26)	3	37
Panthers	3	04:55	B.Young 3 yd. run (E.Pineiro kick) (8-75, 3:32)	10	37
Saints	4	13:08	B.Grupe 39 yd. Field Goal (12-43, 6:47)	10	40
Saints	4	10:38	Ja.Williams 14 yd. run (B.Grupe kick) (2-36, 0:43)	10	47

NEW ORLEANS SAINTS									
OFFENSE					DEFENSE				
WR	12	C. Olave	DT	90	B. Brees				
WR	22	R. Shaheed	DT	93	N. Shepherd				
WR	87	F. Moreau	CB	29	P. Adebo				
C	78	E. McCoy	CB	23	M. Lattimore				
QB	4	D. Carr							
QB	7	T. Hill							
RB	41	A. Kamara							
CAROLINA PANTHERS									
OFFENSE					DEFENSE				
LT	79	I. Ekwonu	DE	95	D. Brown				
LG	68	D. Lewis	DT	99	S. Tuttle				
C	63	A. Corbett	DE	94	A. Robinson				
RG	50	R. Hunt	OLB	7	J. Clowney				
RT	72	T. Moton	LB	54	S. Thompson				
TE	81	J. Matthews	LB	47	J. Jewell				
TE	0	J. Sanders	CB	8	J. Horn				
WR	19	A. Thielen	CB	2	M. Jackson				
WR	5	D. Johnson	CB	13	T. Hill				
QB	9	B. Young	S	25	X. Woods				
RB	30	C. Hubbard	S	20	J. Fuller				

CAROLINA PANTHERS

PASSING	ATT	CP	YDS	SK/YD	TD	LG	INT	RTG
Bryce Young	30	13	161	4/26	0	35	2	32.8
Andy Dalton	1	0	0	0/0	0	0	0	39.6
TOTAL	31	13	161	4/26	0	35	2	31.8

RUSHING	ATT	YDS	AVG	LG	TD
Miles Sanders	5	22	4.4	8	0
Chuba Hubbard	6	14	2.3	7	0
Bryce Young	4	12	3.0	4	1
Mike Boone	4	7	1.8	5	0
Jonathan Mingo	1	3	3.0	3	0
TOTAL	20	58	2.9	8	1

RECEIVING	NO	YDS	AVG	LG	TD
Xavier Legette	4	35	8.8	18	0
Adam Thielen	3	49	16.3	32	0
Jonathan Mingo	2	40	20.0	35	0
Diontae Johnson	2	19	9.5	11	0
David Moore	1	14	14.0	14	0
Ja'Tavion Sanders	1	4	4.0	4	0
TOTAL	13	161	12.4	35	0

TOP DEFENSE	TOT	SOLO	AST	SCK	YDS	INT
Shaq Thompson	10	4	6	0.0	0.0	0
A'Shawn Robinson	9	5	4	0.0	0.0	0
Xavier Woods	8	5	3	0.0	0.0	0

FIELD GOALS	FGM/FGA	PERCENT	RESULTS
Eddy Piñeiro	1-1	100.0	43G
TOTAL	1-1	100.0	

NEW ORLEANS SAINTS

PASSING	ATT	CP	YDS	SK/YD	TD	LG	INT	RTG
Derek Carr	23	19	200	1/1	3	59T	0	142.5
Jake Haener	1	0	0	0/0	0	0	0	39.6
TOTAL	24	19	200	1/1	3	59T	0	141.0

RUSHING	ATT	YDS	AVG	LG	TD
Alvin Kamara	15	83	5.5	17	1
Jamaal Williams	11	38	3.5	14T	1
Taysom Hill	5	35	7.0	12	0
Derek Carr	2	13	6.5	8	0
Jordan Mims	4	11	2.8	5	0
TOTAL	37	180	4.9	17	2

RECEIVING	NO	YDS	AVG	LG	TD
Alvin Kamara	5	27	5.4	18	0
Foster Moreau	4	43	10.8	22	1
Rashid Shaheed	3	73	24.3	59T	1
Juwan Johnson	2	26	13.0	16T	1
Chris Olave	2	11	5.5	17	0
Jamaal Williams	1	13	13.0	13	0
Mason Tipton	1	6	6.0	6	0
Taysom Hill	1	1	1.0	1	0
TOTAL	19	200	10.5	59T	3

TOP DEFENSE	TOT	SOLO	AST	SCK	YDS	INT
Alontae Taylor	6	5	1	3.0	26.0	0
Paulson Adebo	5	4	1	0.0	0.0	0
Tyrann Mathieu	4	4	0	0.0	0.0	0

FIELD GOALS	FGM/FGA	PERCENT	RESULTS
Blake Grupe	4-4	100.0	57G, 44G, 52G, 39G
TOTAL	4-4	100.0	

Team Statistics

	Panthers	Saints
First Downs	11	22
3rd-Down Eff. (Made/Att/Pct)	1/10/10%	7/13/54%
4th-Down Eff. (Made/Att/Pct)	1/3/33%	0/0/0%
Total Net Yards	193	379
Total Plays	55	62
Yards Per Play	3.5	6.1
Rushes/Net Yards	20/58	37/180
Net Passing	135	199
Pass Attempts/Completions	31/13	24/19
Had Intercepted	2	0
Sacked/Yards Lost	4/26	1/1
Punts/Average	5/38.2	2/36.5
Penalties/Yards	6/80	10/95
Fumbles/Lost	1/1	1/1
Possession Time	23:21	36:39

2024 GAME SUMMARIES



WEEK 2
Los Angeles Chargers 26, Carolina Panthers 3
70,145 Bank of America Stadium Sep 15, 2024



Los Angeles Chargers	6	14	3	3	—	26
Carolina Panthers	0	0	3	0	—	3

SCORING DRIVES

TEAM	QTR	TIME	SCORING PLAY	LAC	CAR
Chargers	1	09:20	Q.Johnston 29 yd. pass from J.Herbert (kick failed, wl) (9-67, 5:40)	6	0
Chargers	2	04:16	Q.Johnston 5 yd. pass from J.Herbert (C.Dicker kick) (11-65, 6:01)	13	0
Chargers	2	02:01	J.Dobbins 43 yd. run (C.Dicker kick) (3-52, 1:26)	20	0
Panthers	3	12:18	E.Pineiro 38 yd. Field Goal (6-40, 2:42)	20	3
Chargers	3	09:03	C.Dicker 46 yd. Field Goal (6-37, 3:15)	23	3
Chargers	4	11:02	C.Dicker 42 yd. Field Goal (10-52, 4:00)	26	3

LOS ANGELES CHARGERS					
OFFENSE			DEFENSE		
WR	12	D. Davis	DL	95	P. Ford
WR	1	Q. Johnston	DL	93	O. Ogbonnia
TE	81	W. Dissly	OLB	97	J. Bosa
C	75	B. Bozeman	OLB	52	K. Mack
QB	10	J. Herbert	LB	0	D. Henley
RB	27	J. Dobbins	LB	6	D. Perryman
			CB	7	K. Fulton
			CB	26	E. Molden
			CB	26	A. Samuel Jr.
			DB	36	J. Taylor
			S	3	D. James Jr.

CAROLINA PANTHERS					
OFFENSE			DEFENSE		
LT	73	I. Ekwonu	DE	91	N. Thurman
LG	68	D. Lewis	DT	99	S. Tuttle
C	63	A. Corbett	DE	94	A. Robinson
RG	50	R. Hunt	OLB	7	J. Clowney
RT	72	T. Moton	LB	54	S. Thompson
TE	82	T. Tremble	LB	47	J. Jewell
WR	19	A. Thielen	OLB	46	E. Leota
WR	5	D. Johnson	CB	8	J. Horn
WR	15	J. Mingo	CB	2	M. Jackson
QB	9	B. Young	S	25	X. Woods
RB	30	C. Hubbard	S	20	J. Fuller

LOS ANGELES CHARGERS

PASSING	ATT	CP	YDS	SK/YD	TD	LG	INT	RTG
Justin Herbert	20	14	130	1/0	2	29t	1	100.0
TOTAL	20	14	130	1/0	2	29T	1	100.0

RUSHING	ATT	YDS	AVG	LG	TD
J.K. Dobbins	17	131	7.7	43t	1
Gus Edwards	18	59	3.3	6	0
Justin Herbert	6	18	3.0	13	0
Hassan Haskins	3	11	3.7	5	0
TOTAL	44	219	5.0	43T	1

RECEIVING	NO	YDS	AVG	LG	TD
Quentin Johnston	5	51	10.2	29t	2
Will Dissly	3	29	9.7	15	0
Ladd McConkey	2	26	13.0	15	0
Joshua Palmer	2	19	9.5	11	0
Hayden Hurst	1	5	5.0	5	0
J.K. Dobbins	1	0	0.0	0	0
TOTAL	14	130	9.3	29T	2

TOP DEFENSE	TOT	SOLO	AST	SCK	YDS	INT
Daiyan Henley	8	5	3	0.0	0.0	0
Denzel Perryman	8	5	3	1.0	7.0	0
Derwin James Jr.	6	4	2	0.0	0.0	0

FIELD GOALS	FGM/FGA	PERCENT	RESULTS
Cameron Dicker	2-2	100.0	46G, 42G
TOTAL	2-2	100.0	

CAROLINA PANTHERS

PASSING	ATT	CP	YDS	SK/YD	TD	LG	INT	RTG
Bryce Young	26	18	84	2/15	0	12	1	57.2
TOTAL	26	18	84	2/15	0	12	1	57.2

RUSHING	ATT	YDS	AVG	LG	TD
Chuba Hubbard	10	64	6.4	23	0
Miles Sanders	7	20	2.9	6	0
Bryce Young	1	6	6.0	6	0
TOTAL	18	90	5.0	23	0

RECEIVING	NO	YDS	AVG	LG	TD
Chuba Hubbard	4	12	3.0	5	0
Tommy Tremble	3	23	7.7	12	0
Diontae Johnson	3	15	5.0	7	0
Miles Sanders	3	5	1.7	5	0
Adam Thielen	2	20	10.0	10	0
Ja'Tavion Sanders	2	8	4.0	6	0
Jonathan Mingo	1	1	1.0	1	0
TOTAL	18	84	4.7	12	0

TOP DEFENSE	TOT	SOLO	AST	SCK	YDS	INT
Shaq Thompson	14	8	6	0.0	0.0	0
Josey Jewell	11	8	3	0.0	0.0	0
A'Shawn Robinson	6	6	0	0.0	0.0	0

FIELD GOALS	FGM/FGA	PERCENT	RESULTS
Eddy Piñeiro	1-1	100.0	38G
TOTAL	1-1	100.0	

Team Statistics

First Downs	21	7
3rd-Down Eff. (Made/Att/Pct)	9/16/56%	1/12/8%
4th-Down Eff. (Made/Att/Pct)	0/0/0%	1/3/33%
Total Net Yards	349	159
Total Plays	65	46
Yards Per Play	5.4	3.5
Rushes/Net Yards	44/219	18/90
Net Passing	130	69
Pass Attempts/Completions	20/14	26/18
Had Intercepted	1	1
Sacked/Yards Lost	1/0	2/15
Punts/Average	3/43.0	7/44.4
Penalties/Yards	3/15	9/90
Fumbles/Lost	1/1	0/0
Possession Time	36:18	23:42

Chargers Panthers

2024 GAME SUMMARIES



36

WEEK 3

Carolina Panthers 36, Las Vegas Raiders 22
62,417 Allegiant Stadium Sep 22, 2024



22

Carolina Panthers	7	14	6	9	—	36
Las Vegas Raiders	7	0	0	15	—	22

SCORING DRIVES

TEAM	QTR	TIME	SCORING PLAY	CAR	LV
Panthers	1	10:13	C.Hubbard 6 yd. pass from A.Dalton (E.Pineiro kick) (9-70, 4:47)	7	0
Raiders	1	00:24	A.Mattison 2 yd. run (D.Carlson kick) (10-97, 5:24)	7	7
Panthers	2	09:28	Di.Johnson 5 yd. pass from A.Dalton (E.Pineiro kick) (10-75, 5:56)	14	7
Panthers	2	00:28	A.Thielen 31 yd. pass from A.Dalton (E.Pineiro kick) (4-68, 0:44)	21	7
Panthers	3	09:59	E.Pineiro 43 yd. Field Goal (7-41, 3:22)	24	7
Panthers	3	04:46	E.Pineiro 35 yd. Field Goal (6-20, 3:28)	27	7
Panthers	4	13:33	M.Sanders 1 yd. run (pass failed) (11-84, 4:52)	33	7
Raiders	4	10:56	J.Meyers 13 yd. pass from G.Minshaw (G.Minshaw-J.Meyers pass) (7-70, 2:37)	33	15
Panthers	4	04:47	E.Pineiro 26 yd. Field Goal (7-28, 3:47)	36	15
Raiders	4	00:56	T.Tucker 8 yd. pass from A.O'Connell (D.Carlson kick) (13-70, 3:51)	36	22

LAS VEGAS RAIDERS											
OFFENSE						DEFENSE					
WR	16	J. Meyers	DE	98	M. Crosby	LT	74	K. Miller	DT	44	C. Wilkins
LG	65	C. Whitehair	DT	95	J. Jenkins	C	68	A. James	DE	97	J. Robinson
C	68	A. James	LB	59	L. Masterson	RG	66	D. Parham	LB	41	R. Spillane
RT	77	T. Munford Jr.	CB	18	J. Jones	TE	89	B. Bowers	CB	39	N. Hobbs
TE	89	B. Bowers	CB	0	J. Bennett	WR	17	M. Mayer	S	7	T. Moehrig
WR	17	M. Mayer	S	7	T. Moehrig	OB	15	G. Minshaw II	S	1	M. Epps
OB	15	G. Minshaw II	S	1	M. Epps	RB	3	Z. White			
RB	3	Z. White				CAROLINA PANTHERS					
OFFENSE						DEFENSE					
LT	79	I. Ekwonu	DE	83	L. Ray	LG	68	D. Lewis	DT	91	N. Thurman
LG	68	D. Lewis	DT	91	N. Thurman	C	63	A. Corbett	DE	94	A. Robinson
C	63	A. Corbett	OLB	7	J. Clowney	RG	50	R. Hunt	LB	54	S. Thompson
RT	72	T. Moton	LB	54	S. Thompson	TE	82	T. Tremble	LB	47	J. Jewell
TE	82	T. Tremble	LB	47	J. Jewell	WR	19	A. Thielen	OLB	40	C. Harris
WR	19	A. Thielen	OLB	40	C. Harris	WR	5	D. Johnson	CB	8	J. Horn
WR	5	D. Johnson	CB	8	J. Horn	WR	15	J. Mingo	CB	2	M. Jackson
WR	15	J. Mingo	CB	2	M. Jackson	QB	14	A. Dalton	S	25	X. Woods
QB	14	A. Dalton	S	25	X. Woods	RB	30	C. Hubbard	S	20	J. Fuller
RB	30	C. Hubbard	S	20	J. Fuller						

CAROLINA PANTHERS

PASSING	ATT	CP	YDS	SK/YD	TD	LG	INT	RTG
Andy Dalton	37	26	319	2/13	3	35	0	123.6
TOTAL	37	26	319	2/13	3	35	0	123.6

RUSHING	ATT	YDS	AVG	LG	TD
Chuba Hubbard	21	114	5.4	14	0
Miles Sanders	7	17	2.4	6	1
Jonathan Mingo	1	2	2.0	2	0
Andy Dalton	2	-2	-1.0	-1	0
TOTAL	31	131	4.2	14	1

RECEIVING	NO	YDS	AVG	LG	TD
Diontae Johnson	8	122	15.3	35	1
Chuba Hubbard	5	55	11.0	20	1
Adam Thielen	3	40	13.3	31t	1
Tommy Tremble	3	29	9.7	20	0
Jonathan Mingo	3	18	6.0	15	0
Xavier Legette	2	42	21.0	35	0
Miles Sanders	2	13	6.5	11	0
TOTAL	26	319	12.3	35	3

TOP DEFENSE	TOT	SOLO	AST	SCK	YDS	INT
Mike Jackson	9	9	0	0.0	0.0	1
Shaq Thompson	6	4	2	0.0	0.0	0
Nick Scott	5	4	1	0.0	0.0	0

FIELD GOALS	F&M/FGA	PERCENT	RESULTS
Eddy Pineiro	3-3	100.0	43G, 35G, 26G
TOTAL	3-3	100.0	

LAS VEGAS RAIDERS

PASSING	ATT	CP	YDS	SK/YD	TD	LG	INT	RTG
Gardner Minshaw II	28	18	214	2/8	1	54	1	84.5
Aidan O'Connell	12	9	82	1/12	1	16	0	120.8
TOTAL	40	27	296	3/20	2	54	1	95.4

RUSHING	ATT	YDS	AVG	LG	TD
Zamir White	10	34	3.4	9	0
Gardner Minshaw II	3	14	4.7	10	0
Alexander Mattison	3	7	2.3	3	1
TOTAL	16	55	3.4	10	1

RECEIVING	NO	YDS	AVG	LG	TD
Tre Tucker	7	96	13.7	54	1
Jakobi Meyers	7	62	8.9	16	1
Davante Adams	4	40	10.0	15	0
Brock Bowers	3	41	13.7	21	0
Alexander Mattison	3	37	12.3	22	0
Ameer Abdullah	2	13	6.5	9	0
Michael Mayer	1	7	7.0	7	0
TOTAL	27	296	11.0	54	2

TOP DEFENSE	TOT	SOLO	AST	SCK	YDS	INT
Robert Spillane	11	7	4	1.0	6.0	0
Marcus Epps	10	10	0	0.0	0.0	0
Jack Jones	7	6	1	0.0	0.0	0

FIELD GOALS	F&M/FGA	PERCENT	RESULTS
Daniel Carlson	0-1	0.0	57WL
TOTAL	0-1	0.0	

Team Statistics

First Downs	24	20
3rd-Down Eff. (Made/Att/Pct)	5/12/42%	3/11/27%
4th-Down Eff. (Made/Att/Pct)	0/0/0%	1/3/33%
Total Net Yards	437	331
Total Plays	70	59
Yards Per Play	6.2	5.6
Rushes/Net Yards	31/131	16/55
Net Passing	306	276
Pass Attempts/Completions	37/26	40/27
Had Intercepted	0	1
Sacked/Yards Lost	2/13	3/20
Punts/Average	4/44.3	5/52.2
Penalties/Yards	7/51	6/54
Fumbles/Lost	0/0	0/0
Possession Time	36:02	23:58

Panthers Raiders

2024 GAME SUMMARIES



34

WEEK 4

Cincinnati Bengals 34, Carolina Panthers 24
72,258 Bank of America Stadium Sep 29, 2024



24

Cincinnati Bengals	7	14	10	3	—	34
Carolina Panthers	0	14	7	3	—	24

SCORING DRIVES

TEAM	QTR	TIME	SCORING PLAY	CIN	CAR
Bengals	1	00:05	C.Brown 3 yd. run (E.McPherson kick) (5-16, 2:04)	7	0
Panthers	2	09:31	C.Hubbard 3 yd. run (E.Pineiro kick) (11-70, 5:34)	7	7
Bengals	2	07:14	J.Chase 63 yd. pass from J.Burrow (E.McPherson kick) (4-81, 2:17)	14	7
Panthers	2	01:09	X.Legette 8 yd. pass from A.Dalton (E.Pineiro kick) (11-70, 6:05)	14	14
Bengals	2	00:01	Z.Moss 1 yd. pass from J.Burrow (E.McPherson kick) (8-66, 1:08)	21	14
Bengals	3	10:38	C.Brown 1 yd. run (E.McPherson kick) (8-71, 4:22)	28	14
Bengals	3	02:52	E.McPherson 56 yd. Field Goal (5-3, 2:26)	31	14
Panthers	3	00:53	Di.Johnson 21 yd. pass from A.Dalton (E.Pineiro kick) (5-70, 1:59)	31	21
Panthers	4	07:42	E.Pineiro 48 yd. Field Goal (8-29, 3:46)	31	24
Bengals	4	01:14	E.McPherson 46 yd. Field Goal (9-35, 3:09)	34	24

CINCINNATI BENGALS

OFFENSE			DEFENSE		
WR	1	J. Chase	DT	95	Z. Carter
C	64	T. Karras	DT	97	J. Tuifele
TE	83	E. All Jr.	DT	74	L. Guy
TE	89	D. Sample	LB	57	G. Pratt
QB	9	J. Burrow	LB	55	L. Wilson
HB	31	Z. Moss	CB	23	D. Hill
			CB	29	C. Taylor-Britt
			S	22	G. Stone
			S	24	V. Bell

CAROLINA PANTHERS

OFFENSE			DEFENSE		
LT	79	I. Ekwonu	DE	93	L. Ray
LG	62	C. Zavala	DT	91	N. Thurman
C	63	A. Corbett	DE	94	A. Robinson
RG	50	R. Hunt	OLB	7	J. Clowney
RT	72	T. Moton	LB	54	S. Thompson
TE	82	T. Tremble	LB	47	J. Jewell
TE	0	J. Sanders	OLB	40	C. Harris
WR	17	X. Legette	CB	8	J. Horn
WR	5	D. Johnson	CB	2	M. Jackson
QB	14	A. Dalton	S	25	X. Woods
RB	30	C. Hubbard	S	21	N. Scott

CINCINNATI BENGALS

PASSING	ATT	CP	YDS	SK/YD	TD	LG	INT	RTG
Joe Burrow	31	22	232	0/0	2	63T	1	100.5
TOTAL	31	22	232	0/0	2	63T	1	100.5

RUSHING	ATT	YDS	AVG	LG	TD
Chase Brown	15	80	5.3	20	2
Zack Moss	15	51	3.4	13	0
Joe Burrow	1	10	10.0	10	0
TOTAL	31	141	4.5	20	2

RECEIVING	NO	YDS	AVG	LG	TD
Tee Higgins	6	60	10.0	12	0
Erick All Jr.	4	28	7.0	11	0
Zack Moss	4	27	6.8	21	1
Ja'Marr Chase	3	85	28.3	63T	1
Chase Brown	2	12	6.0	8	0
Andreli Iosivas	1	29	29.0	29	0
Drew Sample	1	0	0.0	0	0
Mike Gesicki	1	-9	-9.0	-9	0
TOTAL	22	232	10.5	63T	2

TOP DEFENSE	TOT	SOLO	AST	SCK	YDS	INT
Logan Wilson	10	5	5	0.0	0.0	0
Germaine Pratt	9	6	3	0.0	0.0	0
DJ Turner II	6	6	0	0.0	0.0	0

FIELD GOALS	FGM/FGA	PERCENT	RESULTS
Evan McPherson	2-2	100.0	56G, 46G
TOTAL	2-2	100.0	

CAROLINA PANTHERS

PASSING	ATT	CP	YDS	SK/YD	TD	LG	INT	RTG
Andy Dalton	40	25	220	0/0	2	39	1	83.3
Johnny Hekker	1	0	0	0/0	0	0	0	39.6
TOTAL	41	25	220	0/0	2	39	1	81.4

RUSHING	ATT	YDS	AVG	LG	TD
Chuba Hubbard	18	104	5.8	38	1
Miles Sanders	6	32	5.3	14	0
Xavier Legette	2	10	5.0	8	0
Andy Dalton	3	9	3.0	6	0
TOTAL	29	155	5.3	38	1

RECEIVING	NO	YDS	AVG	LG	TD
Diontae Johnson	7	83	11.9	39	1
Xavier Legette	6	66	11.0	17	1
Chuba Hubbard	4	17	4.3	6	0
Jonathan Mingo	3	24	8.0	11	0
Miles Sanders	3	14	4.7	12	0
Ja'Tavion Sanders	2	16	8.0	11	0
TOTAL	25	220	8.8	39	2

TOP DEFENSE	TOT	SOLO	AST	SCK	YDS	INT
Xavier Woods	10	7	3	0.0	0.0	1
Jaycee Horn	8	7	1	0.0	0.0	0
Josey Jewell	7	3	4	0.0	0.0	0

FIELD GOALS	FGM/FGA	PERCENT	RESULTS
Eddy Piñeiro	1-1	100.0	48G
TOTAL	1-1	100.0	

Team Statistics

	Bengals	Panthers
First Downs	24	24
3rd-Down Eff. (Made/Att/Pct)	7/13/54%	7/14/50%
4th-Down Eff. (Made/Att/Pct)	0/0/0%	1/3/33%
Total Net Yards	373	375
Total Plays	62	70
Yards Per Play	6.0	5.4
Rushes/Net Yards	31/141	29/155
Net Passing	232	220
Pass Attempts/Completions	31/22	41/25
Had Intercepted	1	1
Sacked/Yards Lost	0/0	0/0
Punts/Average	3/56.7	2/51.0
Penalties/Yards	5/39	6/37
Fumbles/Lost	0/0	0/0
Possession Time	28:58	31:02

Bengals Panthers

2024 GAME SUMMARIES



10

Carolina Panthers	7	0	3	0	—	10
Chicago Bears	7	20	3	6	—	36

WEEK 5

Carolina Panthers 10, Chicago Bears 36
59,307 Soldier Field Oct 6, 2024



36

SCORING DRIVES

TEAM	QTR	TIME	SCORING PLAY	CAR	CHI
Panthers	1	08:54	C.Hubbard 38 yd. run (E.Pineiro kick) (5-51, 2-45)	7	0
Bears	1	05:44	D.Moore 34 yd. pass from C.Williams (C.Santos kick) (7-70, 3:10)	7	7
Bears	2	10:44	R.Johnson 1 yd. run (C.Santos kick) (13-80, 6:27)	7	14
Bears	2	02:14	D.Swift 1 yd. run (C.Santos kick) (3-44, 0:35)	7	21
Bears	2	00:24	D.Moore 30 yd. pass from C.Williams (kick failed, wr) (5-62, 0:31)	7	27
Bears	3	06:25	C.Santos 33 yd. Field Goal (11-51, 4:37)	7	30
Panthers	3	02:10	E.Pineiro 27 yd. Field Goal (10-61, 4:15)	10	30
Bears	4	04:23	R.Johnson 1 yd. run (pass failed) (5-18, 3:07)	10	36

CHICAGO BEARS											
OFFENSE						DEFENSE					
WR	2	D. Moore	DL	98	M. Sweat	WR	13	K. Allen	DL	99	G. Dexter Sr.
WR	15	R. Odunze	DL	97	A. Billings	WR	15	R. Odunze	DL	97	A. Billings
LT	70	B. Jones	DE	95	D. Walker	LT	70	B. Jones	DE	95	D. Walker
LG	76	T. Jenkins	LB	53	T. Edwards	LG	76	T. Jenkins	LB	53	T. Edwards
C	65	C. Shelton	LB	49	T. Edmunds	C	65	C. Shelton	LB	49	T. Edmunds
RG	79	M. Pryor	DB	6	K. Gordon	RG	79	M. Pryor	DB	6	K. Gordon
RT	58	D. Wright	CB	1	J. Johnson	RT	58	D. Wright	CB	1	J. Johnson
TE	85	C. Kmet	CB	29	T. Stevenson	TE	85	C. Kmet	CB	29	T. Stevenson
QB	18	C. Williams	S	31	K. Byard III	QB	18	C. Williams	S	31	K. Byard III
RB	4	D. Swift	S	9	J. Brisker	RB	4	D. Swift	S	9	J. Brisker

CAROLINA PANTHERS											
OFFENSE						DEFENSE					
LT	79	I. Ekwonu	DE	93	L. Ray	LT	79	I. Ekwonu	DE	93	L. Ray
LG	68	D. Lewis	DT	99	S. Tuttle	LG	68	D. Lewis	DT	99	S. Tuttle
C	63	A. Corbett	DE	94	A. Robinson	C	63	A. Corbett	DE	94	A. Robinson
RG	50	R. Hunt	OLB	7	J. Clowney	RG	50	R. Hunt	OLB	7	J. Clowney
RT	72	T. Moton	LB	32	T. Wallace	RT	72	T. Moton	LB	32	T. Wallace
TE	82	T. Tremble	OLB	40	C. Harris	TE	82	T. Tremble	OLB	40	C. Harris
WR	17	X. Legette	CB	8	J. Horn	WR	17	X. Legette	CB	8	J. Horn
WR	5	D. Johnson	CB	2	M. Jackson	WR	5	D. Johnson	CB	2	M. Jackson
WR	15	J. Mingo	CB	26	C. Smith-Wade	WR	15	J. Mingo	CB	26	C. Smith-Wade
QB	14	A. Dalton	S	25	X. Woods	QB	14	A. Dalton	S	25	X. Woods
RB	30	C. Hubbard	S	21	N. Scott	RB	30	C. Hubbard	S	21	N. Scott

CAROLINA PANTHERS

PASSING	ATT	CP	YDS	SK/YD	TD	LG	INT	RTG
Andy Dalton	28	18	136	3/20	0	31	1	61.0
Bryce Young	7	4	58	1/2	0	27	0	84.2
TOTAL	35	22	194	4/22	0	31	1	65.7

RUSHING	ATT	YDS	AVG	LG	TD
Chuba Hubbard	13	97	7.5	38t	1
Bryce Young	1	8	8.0	8	0
Diontae Johnson	2	6	3.0	4	0
Miles Sanders	2	6	3.0	4	0
Andy Dalton	1	3	3.0	3	0
TOTAL	19	120	6.3	38T	1

RECEIVING	NO	YDS	AVG	LG	TD
Jalen Coker	4	68	17.0	31	0
Chuba Hubbard	4	-2	-0.5	1	0
Diontae Johnson	3	23	7.7	20	0
Ja'Tavion Sanders	3	13	4.3	10	0
Jonathan Mingo	2	37	18.5	29	0
Miles Sanders	2	27	13.5	27	0
David Moore	2	13	6.5	7	0
Xavier Legette	1	8	8.0	8	0
Tommy Tremble	1	7	7.0	7	0
TOTAL	22	194	8.8	31	0

TOP DEFENSE	TOT	SOLO	AST	SCK	YDS	INT
Trevin Wallace	15	10	5	0.0	0.0	0
Xavier Woods	7	5	2	0.0	0.0	0
Jaycee Horn	6	6	0	0.0	0.0	0

FIELD GOALS	FGM/FGA	PERCENT	RESULTS
Eddy Pineiro	1-2	50.0	45WL, 27G
TOTAL	1-2	50.0	

CHICAGO BEARS

PASSING	ATT	CP	YDS	SK/YD	TD	LG	INT	RTG
Caleb Williams	29	20	304	1/8	2	42	0	126.2
TOTAL	29	20	304	1/8	2	42	0	126.2

RUSHING	ATT	YDS	AVG	LG	TD
D'Andre Swift	21	73	3.5	18	1
Caleb Williams	5	34	6.8	11	0
Roschon Johnson	10	25	2.5	8	2
Tyson Bagent	3	-4	-1.3	-1	0
TOTAL	39	128	3.3	18	3

RECEIVING	NO	YDS	AVG	LG	TD
DJ Moore	5	105	21.0	34t	2
Rome Odunze	5	40	8.0	11	0
Cole Kmet	3	57	19.0	26	0
Keenan Allen	3	33	11.0	19	0
D'Andre Swift	2	47	23.5	42	0
Gerald Everett	2	22	11.0	17	0
TOTAL	20	304	15.2	42	2

TOP DEFENSE	TOT	SOLO	AST	SCK	YDS	INT
Kevin Byard III	6	5	1	0.0	0.0	1
Tremaine Edmunds	6	4	2	0.0	0.0	0
T.J. Edwards	6	4	2	0.0	0.0	0

FIELD GOALS	FGM/FGA	PERCENT	RESULTS
Cairo Santos	1-1	100.0	33G
TOTAL	1-1	100.0	

Team Statistics

	Panthers	Bears
First Downs	14	24
3rd-Down Eff. (Made/Att/Pct)	3/12/25%	4/11/36%
4th-Down Eff. (Made/Att/Pct)	1/3/33%	0/1/0%
Total Net Yards	292	424
Total Plays	58	69
Yards Per Play	5.0	6.1
Rushes/Net Yards	19/120	39/128
Net Passing	172	296
Pass Attempts/Completions	35/22	29/20
Had Intercepted	1	0
Sacked/Yards Lost	4/22	1/8
Punts/Average	4/51.5	4/44.5
Penalties/Yards	4/18	5/46
Fumbles/Lost	4/2	0/0
Possession Time	26:12	33:48

2024 GAME SUMMARIES



38

WEEK 6

Atlanta Falcons 38, Carolina Panthers 20
70,884 Bank of America Stadium Oct 13, 2024



20

Atlanta Falcons	7	15	6	10	38
Carolina Panthers	7	10	3	0	20

SCORING DRIVES

TEAM	QTR	TIME	SCORING PLAY	ATL	CAR
Panthers	1	05:56	Di.Johnson 10 yd. pass from A.Dalton (E.Pineiro kick) (12-67, 6:33)	0	7
Falcons	1	00:38	B.Robinson 5 yd. run (Y.Koo kick) (12-70, 5:18)	7	7
Panthers	2	08:48	E.Pineiro 24 yd. Field Goal (8-36, 3:21)	7	10
Falcons	2	06:03	B.Robinson 7 yd. run (T.Allgeier run) (5-76, 2:45)	15	10
Falcons	2	01:42	D.London 3 yd. pass from K.Cousins (Y.Koo kick) (5-27, 1:17)	22	10
Panthers	2	00:07	X.Legette 7 yd. pass from A.Dalton (E.Pineiro kick) (8-76, 1:35)	22	17
Falcons	3	10:04	Y.Koo 21 yd. Field Goal (11-67, 4:56)	25	17
Panthers	3	04:51	E.Pineiro 40 yd. Field Goal (11-48, 5:13)	25	20
Falcons	3	00:07	Y.Koo 31 yd. Field Goal (10-57, 4:44)	28	20
Falcons	4	05:38	T.Allgeier 2 yd. run (Y.Koo kick) (9-84, 5:09)	35	20
Falcons	4	02:11	Y.Koo 35 yd. Field Goal (6-19, 1:58)	38	20

ATLANTA FALCONS			
OFFENSE		DEFENSE	
WR	34 R. McCloud III	OLB	15 M. Judon
WR	1 D. Mooney	DL	97 G. Jarrett
WR	5 D. London	DL	90 D. Ojemata
TE	8 K. Pitts Sr.	DL	50 J. Smith-Williams
QB	18 K. Cousins	ILB	55 K. Ellis
RB	7 B. Robinson	ILB	53 N. Landman
		CB	20 D. Alford
		CB	21 M. Hughes
		CB	24 A. Terrell Jr.
		S	3 J. Bates III
		S	31 J. Simmons

CAROLINA PANTHERS			
OFFENSE		DEFENSE	
LT	79 I. Ekwonu	DT	93 S. Tuttle
LG	68 D. Lewis	DE	94 A. Robinson
C	70 B. Christensen	OLB	52 D. Johnson
RG	50 R. Hunt	LB	32 T. Wallace
RT	77 Y. Nijman	LB	53 C. Chereilus
TE	0 J. Sanders	OLB	40 C. Harris
WR	17 X. Legette	CB	8 J. Horn
WR	5 D. Johnson	CB	2 M. Jackson
WR	15 J. Mingo	CB	13 T. Hill
QB	14 A. Dalton	S	25 X. Woods
RB	30 C. Hubbard	S	21 N. Scott

ATLANTA FALCONS

PASSING	ATT	CP	YDS	SK/YD	TD	LG	INT	RTG
Kirk Cousins	30	19	225	0/0	1	52	0	97.2
TOTAL	30	19	225	0/0	1	52	0	97.2

RUSHING	ATT	YDS	AVG	LG	TD
Tyler Allgeier	18	105	5.8	20	1
Bijan Robinson	15	95	6.3	17	2
Ray-Ray McCloud III	1	3	3.0	3	0
Kirk Cousins	4	-5	-1.3	-1	0
TOTAL	38	198	5.2	20	3

RECEIVING	NO	YDS	AVG	LG	TD
Drake London	6	74	12.3	24	1
Kyle Pitts Sr.	3	70	23.3	52	0
Darnell Mooney	3	38	12.7	19	0
Ray-Ray McCloud III	3	30	10.0	12	0
Bijan Robinson	3	10	3.3	5	0
Tyler Allgeier	1	3	3.0	3	0
TOTAL	19	225	11.8	52	1

TOP DEFENSE	TOT	SOLO	AST	SCK	YDS	INT
Nate Landman	8	4	4	0.0	0.0	0
Mike Hughes	7	6	1	0.0	0.0	0
Jessie Bates III	6	4	2	0.0	0.0	0

FIELD GOALS	FGM/FGA	PERCENT	RESULTS
Younghoe Koo	3-3	100.0	21G, 31G, 35G
TOTAL	3-3	100.0	

CAROLINA PANTHERS

PASSING	ATT	CP	YDS	SK/YD	TD	LG	INT	RTG
Andy Dalton	38	26	221	0/0	2	21	2	78.9
TOTAL	38	26	221	0/0	2	21	2	78.9

RUSHING	ATT	YDS	AVG	LG	TD
Chuba Hubbard	18	92	5.1	19	0
Andy Dalton	3	21	7.0	18	0
Miles Sanders	3	1	0.3	3	0
TOTAL	24	114	4.8	19	0

RECEIVING	NO	YDS	AVG	LG	TD
Diontae Johnson	6	78	13.0	19	1
Ja'Tavion Sanders	5	49	9.8	21	0
Chuba Hubbard	5	11	2.2	8	0
Jalen Coker	3	30	10.0	15	0
Xavier Legette	3	23	7.7	13	1
David Moore	2	17	8.5	9	0
Miles Sanders	1	12	12.0	12	0
Jonathan Mingo	1	1	1.0	1	0
TOTAL	26	221	8.5	21	2

TOP DEFENSE	TOT	SOLO	AST	SCK	YDS	INT
Troy Hill	9	8	1	0.0	0.0	0
Xavier Woods	9	7	2	0.0	0.0	0
Trevin Wallace	9	6	3	0.0	0.0	0

FIELD GOALS	FGM/FGA	PERCENT	RESULTS
Eddy Piñeiro	2-2	100.0	24G, 40G
TOTAL	2-2	100.0	

Team Statistics

First Downs	25	21
3rd-Down Eff. (Made/Att/Pct)	6/12/50%	5/11/45%
4th-Down Eff. (Made/Att/Pct)	0/0/0%	0/1/0%
Total Net Yards	423	335
Total Plays	68	62
Yards Per Play	6.2	5.4
Rushes/Net Yards	38/198	24/114
Net Passing	225	221
Pass Attempts/Completions	30/19	38/26
Had Intercepted	0	2
Sacked/Yards Lost	0/0	0/0
Punts/Average	1/52.0	3/40.0
Penalties/Yards	5/45	10/74
Fumbles/Lost	1/1	2/0
Possession Time	30:40	29:20

Falcons Panthers

2024 GAME SUMMARIES



7

WEEK 7
Carolina Panthers 7, Washington Commanders 40
63,380 Northwest Stadium Oct 20, 2024



40

Carolina Panthers	0	0	0	7	—	7
Washington Commanders	10	17	10	3	—	40

SCORING DRIVES

TEAM	QTR	TIME	SCORING PLAY	CAR	WAS
Commanders	1	11:14	D.Fowler 67 yd. interception return (A.Seibert kick)	0	7
Commanders	1	03:18	A.Seibert 23 yd. Field Goal (11-85, 6:20)	0	10
Commanders	2	11:35	B.Robinson 8 yd. run (A.Seibert kick) (4-59, 1:47)	0	17
Commanders	2	05:39	A.Seibert 49 yd. Field Goal (5-7, 1:53)	0	20
Commanders	2	00:10	Z.Ertz 12 yd. pass from M.Mariota (A.Seibert kick) (8-92, 2:12)	0	27
Commanders	3	08:53	B.Sinnott 3 yd. pass from M.Mariota (A.Seibert kick) (10-59, 6:07)	0	34
Commanders	3	01:33	A.Seibert 31 yd. Field Goal (10-55, 5:36)	0	37
Panthers	4	11:38	C.Hubbard 4 yd. run (E.Pineiro kick) (9-70, 4:55)	7	37
Commanders	4	04:55	A.Seibert 29 yd. Field Goal (12-59, 6:43)	7	40

WASHINGTON COMMANDERS					
OFFENSE			DEFENSE		
WR	17	T. McLaurin	DE	99	C. Ferrell
TE	86	Z. Ertz	DT	95	J. Newton
C	63	T. Biadasz	DT	94	D. Payne
QB	5	J. Daniels	LB	6	D. Fowler
RB	30	A. Ekeler	LB	4	F. Luvu
RB	26	J. McNichols	LB	54	B. Wagner
			S	11	J. Chinn
			CB	1	N. Igbaghene
			CB	0	M. Sainristil
			CB	25	B. St-Juste

CAROLINA PANTHERS					
OFFENSE			DEFENSE		
LT	79	I. Ekwonu	DE	93	L. Ray
LG	68	D. Lewis	DT	99	S. Tuttle
C	70	B. Christensen	DE	91	N. Thurman
RG	50	R. Hunt	OLB	45	M. Haynes Sr.
RT	77	Y. Nijman	LB	32	T. Wallace
TE	0	J. Sanders	OLB	40	C. Harris
WR	17	X. Legette	CB	8	J. Horn
WR	5	D. Johnson	CB	2	M. Jackson
WR	15	J. Mingo	CB	32	L. Johnson Jr.
QB	14	A. Dalton	S	25	X. Woods
RB	30	C. Hubbard	S	21	N. Scott

CAROLINA PANTHERS

PASSING	ATT	CP	YDS	SK/YD	TD	LG	INT	RTG
Andy Dalton	16	11	93	2/4	0	29	2	44.0
Bryce Young	2	2	-4	0/0	0	2	0	79.2
TOTAL	18	13	89	2/4	0	29	2	43.3

RUSHING	ATT	YDS	AVG	LG	TD
Chuba Hubbard	17	52	3.1	9	1
Miles Sanders	3	34	11.3	26	0
Xavier Legette	1	6	6.0	6	0
Andy Dalton	2	3	1.5	4	0
TOTAL	23	95	4.1	26	1

RECEIVING	NO	YDS	AVG	LG	TD
Ja'Tavion Sanders	6	61	10.2	29	0
Ian Thomas	2	4	2.0	2	0
Xavier Legette	2	3	1.5	6	0
Diontae Johnson	1	17	17.0	17	0
Jalen Coker	1	10	10.0	10	0
Miles Sanders	1	-6	-6.0	-6	0
TOTAL	13	89	6.8	29	0

TOP DEFENSE	TOT	SOLO	AST	SCK	YDS	INT
Chau Smith-Wade	8	5	3	0.0	0.0	0
Trevin Wallace	7	4	3	0.0	0.0	0
Xavier Woods	7	4	3	0.0	0.0	0

FIELD GOALS	FGM/FGA	PERCENT	RESULTS
No Field Goals			

WASHINGTON COMMANDERS

PASSING	ATT	CP	YDS	SK/YD	TD	LG	INT	RTG
Marcus Mariota	23	18	205	1/4	2	25	0	132.8
Jayden Daniels	2	2	6	0/0	0	3	0	79.2
TOTAL	25	20	211	1/4	2	25	0	128.5

RUSHING	ATT	YDS	AVG	LG	TD
Brian Robinson Jr.	12	71	5.9	11	1
Jayden Daniels	3	50	16.7	46	0
Jeremy McNichols	7	42	6.0	10	0
Marcus Mariota	11	34	3.1	11	0
Austin Ekeler	4	17	4.3	6	0
TOTAL	37	214	5.8	46	1

RECEIVING	NO	YDS	AVG	LG	TD
Terry McLaurin	6	98	16.3	25	0
Zach Ertz	4	40	10.0	15	1
Olamide Zaccheaus	4	25	6.3	12	0
Ben Sinnott	2	6	3.0	3t	1
Austin Ekeler	2	3	1.5	3	0
Dyami Brown	1	23	23.0	23	0
Noah Brown	1	16	16.0	16	0
TOTAL	20	211	10.6	25	2

TOP DEFENSE	TOT	SOLO	AST	SCK	YDS	INT
Noah Igbaghene	6	6	0	0.0	0.0	0
Mike Sainristil	6	6	0	0.0	0.0	0
Bobby Wagner	6	3	3	0.0	0.0	0

FIELD GOALS	FGM/FGA	PERCENT	RESULTS
Austin Seibert	4-4	100.0	23G, 49G, 31G, 29G
TOTAL	4-4	100.0	

Team Statistics

	Panthers	Commanders
First Downs	10	26
3rd-Down Eff. (Made/Att/Pct)	3/10/30%	5/10/50%
4th-Down Eff. (Made/Att/Pct)	0/1/0%	0/0/0%
Total Net Yards	180	421
Total Plays	43	63
Yards Per Play	4.2	6.7
Rushes/Net Yards	23/95	37/214
Net Passing	85	207
Pass Attempts/Completions	18/13	25/20
Had Intercepted	2	0
Sacked/Yards Lost	2/4	1/4
Punts/Average	5/50.4	1/40.0
Penalties/Yards	6/59	8/55
Fumbles/Lost	1/0	1/0
Possession Time	24:55	35:05

2024 GAME SUMMARIES



14

WEEK 8

Carolina Panthers 14, Denver Broncos 28
76,135 Empower Field at Mile High Oct 27, 2024



28

Carolina Panthers	7	0	0	7	—	14
Denver Broncos	0	21	7	0	—	28

SCORING DRIVES

TEAM	QTR	TIME	SCORING PLAY	CAR	DEN
Panthers	1	07:12	X.Legette 6 yd. pass from B.Young (E.Pineiro kick) (10-49, 6:27)	7	0
Broncos	2	12:29	N.Adkins 3 yd. pass from B.Nix (W.Lutz kick) (7-55, 2:55)	7	7
Broncos	2	06:51	A.Trautman 19 yd. pass from B.Nix (W.Lutz kick) (7-92, 3:06)	7	14
Broncos	2	01:12	B.Nix 1 yd. run (W.Lutz kick) (10-48, 3:29)	7	21
Broncos	3	06:49	J.McLaughlin 9 yd. pass from B.Nix (W.Lutz kick) (4-23, 1:35)	7	28
Panthers	4	00:18	J.Coker 15 yd. pass from B.Young (E.Pineiro kick) (10-98, 1:55)	14	28

DENVER BRONCOS					
OFFENSE			DEFENSE		
WR	14	C. Sutton	DE	99	Z. Allen
LT	72	G. Bolles	NT	93	D. Jones
LG	74	B. Powers	DE	98	J. Franklin-Myers
C	54	A. Forsyth	SLB	0	J. Cooper
RG	77	Q. Meinerz	WLB	15	N. Bonitto
RT	69	M. McGlinchey	ILB	55	C. Barton
TE	45	N. Adkins	ILB	40	J. Strnad
TE	82	A. Trautman	CB	2	P. Surtain II
WR	84	L. Humphrey	CB	21	R. Moss
RB	33	J. Williams	NCB	29	J. McMillian
QB	10	B. Nix	S	22	B. Jones
CAROLINA PANTHERS					
OFFENSE			DEFENSE		
LT	79	I. Ekwonu	DE	93	L. Ray
LG	68	D. Lewis	DT	99	S. Tuttle
C	70	B. Christensen	DE	94	A. Robinson
RG	50	R. Hunt	OLB	7	J. Clowney
RT	72	T. Moton	LB	32	T. Wallace
TE	82	T. Tremble	LB	47	J. Jewell
WR	17	X. Legette	OLB	40	C. Harris
WR	83	D. Moore	CB	8	J. Horn
QB	9	B. Young	CB	2	M. Jackson
RB	30	C. Hubbard	S	25	X. Woods
RB	6	M. Sanders	S	36	D. Richardson

CAROLINA PANTHERS

PASSING	ATT	CP	YDS	SK/YD	TD	LG	INT	RTG
Byce Young	37	24	224	2/9	2	29	2	76.9
Johnny Hekker	1	0	0	0/0	0	0	0	39.6
TOTAL	38	24	224	2/9	2	29	2	74.9

RUSHING	ATT	YDS	AVG	LG	TD
Chuba Hubbard	15	56	3.7	15	0
Miles Sanders	1	7	7.0	7	0
Byce Young	3	6	2.0	4	0
Xavier Legette	1	0	0.0	0	0
TOTAL	20	69	3.5	15	0

RECEIVING	NO	YDS	AVG	LG	TD
Miles Sanders	7	38	5.4	11	0
Jalen Coker	4	78	19.5	29	1
David Moore	4	39	9.8	13	0
Xavier Legette	4	34	8.5	23	1
Chuba Hubbard	2	15	7.5	13	0
Tommy Tremble	2	13	6.5	8	0
Ja'Tavion Sanders	1	7	7.0	7	0
TOTAL	24	224	9.3	29	2

TOP DEFENSE	TOT	SOLO	AST	SCK	YDS	INT
Demani Richardson	11	7	4	0.0	0.0	0
Mike Jackson	10	9	1	0.0	0.0	0
Josey Jewell	10	6	4	0.0	0.0	0

FIELD GOALS	FGM/FGA	PERCENT	RESULTS
No Field Goals			

DENVER BRONCOS

PASSING	ATT	CP	YDS	SK/YD	TD	LG	INT	RTG
Bo Nix	37	28	284	2/17	3	37	0	124.2
Courtland Sutton	1	1	28	0/0	0	28	0	118.8
Riley Dixon	1	1	3	0/0	0	3	0	79.2
TOTAL	39	30	315	2/17	3	37	0	125.5

RUSHING	ATT	YDS	AVG	LG	TD
Jaleel McLaughlin	8	47	5.9	10	0
Javonte Williams	17	44	2.6	9	0
Bo Nix	5	4	0.8	3	1
Audric Esteime	1	4	4.0	4	0
Troy Franklin	1	3	3.0	3	0
TOTAL	32	102	3.2	10	1

RECEIVING	NO	YDS	AVG	LG	TD
Courtland Sutton	8	100	12.5	37	0
Adam Trautman	4	85	21.3	37	1
Li'lJordan Humphrey	4	22	5.5	8	0
Javonte Williams	4	8	2.0	4	0
Devaughn Vele	3	28	9.3	16	0
Lucas Krull	2	18	9.0	15	0
Michael Burton	1	28	28.0	28	0
Jaleel McLaughlin	1	9	9.0	9t	1
Marvin Mims Jr.	1	8	8.0	8	0
Troy Franklin	1	6	6.0	6	0
Nate Adkins	1	3	3.0	3t	1
TOTAL	30	315	10.5	37	3

TOP DEFENSE	TOT	SOLO	AST	SCK	YDS	INT
Brandon Jones	12	7	5	0.0	0.0	0
Justin Strnad	7	5	2	0.0	0.0	0
Jonathon Cooper	5	4	1	1.0	3.0	0

FIELD GOALS	FGM/FGA	PERCENT	RESULTS
No Field Goals			

Team Statistics

	Panthers	Broncos
First Downs	16	23
3rd-Down Eff. (Made/Att/Pct)	5/14/36%	11/17/65%
4th-Down Eff. (Made/Att/Pct)	1/4/25%	1/2/50%
Total Net Yards	284	400
Total Plays	60	73
Yards Per Play	4.7	5.5
Rushes/Net Yards	20/69	32/102
Net Passing	215	298
Pass Attempts/Completions	38/24	39/30
Had Intercepted	2	0
Sacked/Yards Lost	2/9	2/17
Punts/Average	5/49.4	3/51.0
Penalties/Yards	8/49	4/43
Fumbles/Lost	0/0	2/2
Possession Time	26:50	33:10

2024 GAME SUMMARIES



WEEK 9
New Orleans Saints 22, Carolina Panthers 23
70,292 Bank of America Stadium Nov 3, 2024



New Orleans Saints	6	7	3	6	—	22
Carolina Panthers	0	10	7	6	—	23

SCORING DRIVES

TEAM	QTR	TIME	SCORING PLAY	NO	CAR
Saints	1	10:51	B.Grupe 29 yd. Field Goal (10-67, 4:09)	3	0
Saints	1	03:08	B.Grupe 33 yd. Field Goal (11-72, 5:07)	6	0
Panthers	2	09:59	X.Legette 3 yd. pass from B.Young (E.Pineiro kick) (8-40, 4:50)	6	7
Saints	2	04:13	T.Hill 7 yd. run (B.Grupe kick) (9-78, 5:46)	13	7
Panthers	2	00:38	E.Pineiro 48 yd. Field Goal (4--2, 0:39)	13	10
Panthers	3	09:55	C.Hubbard 1 yd. run (E.Pineiro kick) (9-86, 5:05)	13	17
Saints	3	04:15	B.Grupe 51 yd. Field Goal (12-37, 5:40)	16	17
Saints	4	11:55	F.Moreau 17 yd. pass from D.Carr (pass failed) (11-70, 5:40)	22	17
Panthers	4	02:18	C.Hubbard 16 yd. run (pass failed) (4-64, 1:08)	22	23

NEW ORLEANS SAINTS					
OFFENSE			DEFENSE		
WR	12	C. Olave	DT	50	K. Saunders
WR	87	F. Moreau	DT	93	N. Shepherd
WR	7	T. Hill	CB	1	A. Taylor
C	51	C. Ruiz			
QB	4	D. Carr			
RB	41	A. Kamara			
CAROLINA PANTHERS					
OFFENSE			DEFENSE		
LT	70	B. Christensen	DE	75	D. Williams
LG	68	D. Lewis	DT	99	S. Tuttle
C	64	C. Mays	DE	94	A. Robinson
RG	50	R. Hunt	OLB	7	J. Clowney
RT	72	T. Moton	LB	32	T. Wallace
TE	0	J. Sanders	LB	47	J. Jewell
TE	80	I. Thomas	CB	8	J. Horn
WR	17	X. Legette	CB	2	M. Jackson
WR	83	D. Moore	CB	23	D. Jackson
QB	9	B. Young	S	25	X. Woods
RB	30	C. Hubbard	S	36	D. Richardson

NEW ORLEANS SAINTS

PASSING	ATT	CP	YDS	SK/YD	TD	LG	INT	RTG
Derek Carr	31	18	236	1/6	1	25	0	92.9
Taysom Hill	1	0	0	0/0	0	0	0	39.6
TOTAL	32	18	236	1/6	1	25	0	90.1

RUSHING	ATT	YDS	AVG	LG	TD
Alvin Kamara	29	155	5.3	20	0
Taysom Hill	5	19	3.8	7t	1
Jordan Mims	5	13	2.6	6	0
Matthew Hayball	1	11	11.0	11	0
Jermaine Jackson	1	-1	-1.0	-1	0
TOTAL	41	197	4.8	20	1

RECEIVING	NO	YDS	AVG	LG	TD
Alvin Kamara	6	60	10.0	20	0
Taysom Hill	4	41	10.3	15	0
Juwan Johnson	2	41	20.5	25	0
Cedrick Wilson Jr.	2	34	17.0	18	0
Jordan Mims	1	25	25.0	25	0
Foster Moreau	1	17	17.0	17t	1
Chris Olave	1	13	13.0	13	0
Marquez Valdes-Scantling	1	5	5.0	5	0
TOTAL	18	236	13.1	25	1

TOP DEFENSE	TOT	SOLO	AST	SCK	YDS	INT
Pete Werner	8	5	3	0.0	0.0	0
Jordan Howden	6	1	5	0.0	0.0	0
Demario Davis	5	3	2	0.0	0.0	0

FIELD GOALS	Fgm/FGA	PERCENT	RESULTS
Blake Grupe	3-3	100.0	29G, 33G, 51G
TOTAL	3-3	100.0	

CAROLINA PANTHERS

PASSING	ATT	CP	YDS	SK/YD	TD	LG	INT	RTG
Bryce Young	26	16	171	1/5	1	46	1	77.6
TOTAL	26	16	171	1/5	1	46	1	77.6

RUSHING	ATT	YDS	AVG	LG	TD
Chuba Hubbard	15	72	4.8	16t	2
Bryce Young	4	9	2.3	9	0
Xavier Legette	1	6	6.0	6	0
Deven Thompson	1	-2	-2.0	-2	0
Miles Sanders	2	-5	-2.5	-2	0
TOTAL	23	80	3.5	16T	2

RECEIVING	NO	YDS	AVG	LG	TD
Ja'Tavion Sanders	4	87	21.8	46	0
Xavier Legette	4	33	8.3	26	1
Jalen Coker	2	36	18.0	18	0
David Moore	2	20	10.0	11	0
Chuba Hubbard	2	0	0.0	5	0
Miles Sanders	2	-5	-2.5	2	0
TOTAL	16	171	10.7	46	1

TOP DEFENSE	TOT	SOLO	AST	SCK	YDS	INT
Demari Richardson	12	8	4	0.0	0.0	0
Charles Harris	6	5	1	1.0	6.0	0
A'Shawn Robinson	6	4	2	0.0	0.0	0

FIELD GOALS	Fgm/FGA	PERCENT	RESULTS
Eddy Piñeiro	1-1	100.0	48G
TOTAL	1-1	100.0	

Team Statistics

	Saints	Panthers
First Downs	25	15
3rd-Down Eff. (Made/Att/Pct)	5/15/33%	4/10/40%
4th-Down Eff. (Made/Att/Pct)	2/3/67%	0/0/0%
Total Net Yards	427	246
Total Plays	74	50
Yards Per Play	5.8	4.9
Rushes/Net Yards	41/197	23/80
Net Passing	230	166
Pass Attempts/Completions	32/18	26/16
Had Intercepted	0	1
Sacked/Yards Lost	1/6	1/5
Punts/Average	4/42.3	5/43.2
Penalties/Yards	10/109	6/55
Fumbles/Lost	0/0	0/0
Possession Time	34:19	25:41

2024 GAME SUMMARIES



17

WEEK 10

New York Giants 17, Carolina Panthers 20 (OT)
70,132 🦅 Allianz Arena 🦅 Nov 10, 2024



20

New York Giants	0	0	7	10	0	—	17
Carolina Panthers	7	3	7	0	3	—	20

SCORING DRIVES

TEAM	QTR	TIME	SCORING PLAY	NYG	CAR
Panthers	1	07:48	J.Sanders 5 yd. pass from B.Young (E.Pineiro kick) (8-90, 4:00)	0	7
Panthers	2	14:55	E.Pineiro 53 yd. Field Goal (10-56, 5:44)	0	10
Giants	3	08:54	T.Tracy 32 yd. run (G.Gano kick) (10-65, 6:06)	7	10
Panthers	3	03:33	C.Hubbard 1 yd. run (E.Pineiro kick) (10-80, 5:21)	7	17
Giants	4	08:33	D.Jones 2 yd. run (G.Gano kick) (13-96, 6:58)	14	17
Giants	4	00:05	G.Gano 42 yd. Field Goal (12-55, 2:18)	17	17
Panthers	OT	07:53	E.Pineiro 36 yd. Field Goal (4-5, 1:56)	17	20

NEW YORK GIANTS			
OFFENSE		DEFENSE	
WR 13 J. Hyatt	DL 97 D. Lawrence II		
WR 1 M. Nabers	DL 93 R. Nuriez-Roches Sr.		
TE 85 C. Manhertz	OLB 9 B. Burns		
TE 84 T. Johnson	OLB 51 A. Ojulari		
LT 72 J. Eluemunor	ILB 41 M. McFadden		
LG 76 J. Runyan Jr.	ILB 58 B. Okereke		
C 61 J. Schmitz Jr.	CB 2 D. Banks		
RG 74 G. Van Roten	CB 28 C. Flott		
RT 73 C. Neal	CB 22 D. Phillips		
QB 8 D. Jones	S 24 D. Belton		
RB 29 T. Tracy Jr.	S 27 D. Nubin		
CAROLINA PANTHERS			
OFFENSE		DEFENSE	
LT 70 B. Christensen	DE 83 L. Ray		
LG 68 D. Lewis	DT 99 S. Tuttle		
C 64 C. Mays	DE 94 A. Robinson		
RG 50 R. Hunt	OLB 7 J. Clowney		
RT 72 T. Moton	LB 32 T. Wallace		
TE 80 J. Thomas	LB 47 J. Jewell		
WR 17 K. Legette	OLB 98 D. Womum		
WR 83 D. Moore	CB 9 J. Horn		
WR 18 J. Coker	CB 2 M. Jackson		
QB 9 B. Young	S 25 X. Woods		
RB 30 C. Hubbard	S 20 J. Fuller		

NEW YORK GIANTS

PASSING	ATT	CP	YDS	SK/YD	TD	LG	INT	RTG
Daniel Jones	37	22	190	2/15	0	23	2	50.5
TOTAL	37	22	190	2/15	0	23	2	50.5

RUSHING	ATT	YDS	AVG	LG	TD
Tyrone Tracy Jr.	18	103	5.7	32T	1
Devin Singletary	8	40	5.0	14	0
Daniel Jones	7	26	3.7	10	1
Malik Nabers	1	-2	-2.0	-2	0
TOTAL	34	167	4.9	32T	2

RECEIVING	NO	YDS	AVG	LG	TD
Malik Nabers	6	50	8.3	19	0
Wan'Dale Robinson	5	51	10.2	23	0
Jalin Hyatt	4	39	9.8	19	0
Theo Johnson	4	37	9.3	13	0
Isaiah Hodgins	1	7	7.0	7	0
Devin Singletary	1	5	5.0	5	0
Tyrone Tracy Jr.	1	1	1.0	1	0
TOTAL	22	190	8.6	23	0

TOP DEFENSE	TOT	SOLO	AST	SCK	YDS	INT
Tyler Nubin	12	8	4	0.0	0.0	0
Bobby Okereke	11	4	7	0.0	0.0	0
Brian Burns	9	4	5	1.0	8.0	0

FIELD GOALS	FGM/FGA	PERCENT	RESULTS
Graham Gano	1-2	50.0	43WR, 42G
TOTAL	1-2	50.0	

CAROLINA PANTHERS

PASSING	ATT	CP	YDS	SK/YD	TD	LG	INT	RTG
Bryce Young	25	15	126	1/8	1	24	0	86.4
TOTAL	25	15	126	1/8	1	24	0	86.4

RUSHING	ATT	YDS	AVG	LG	TD
Chuba Hubbard	28	153	5.5	26	1
Bryce Young	2	30	15.0	24	0
Miles Sanders	2	5	2.5	4	0
TOTAL	32	188	5.9	26	1

RECEIVING	NO	YDS	AVG	LG	TD
Chuba Hubbard	4	16	4.0	10	0
Jalen Coker	3	41	13.7	24	0
Xavier Legette	3	40	13.3	23	0
David Moore	2	18	9.0	13	0
Ja'Tavion Sanders	2	8	4.0	5t	1
Ian Thomas	1	3	3.0	3	0
TOTAL	15	126	8.4	24	1

TOP DEFENSE	TOT	SOLO	AST	SCK	YDS	INT
Jaycee Horn	8	6	2	0.0	0.0	0
Xavier Woods	8	3	5	0.0	0.0	1
A'Shawn Robinson	7	5	2	1.0	7.0	0

FIELD GOALS	FGM/FGA	PERCENT	RESULTS
Eddy Piñeiro	2-2	100.0	53G, 36G
TOTAL	2-2	100.0	

Team Statistics

	Giants	Panthers
First Downs	24	15
3rd-Down Eff. (Made/Att/Pct)	7/15/47%	6/15/40%
4th-Down Eff. (Made/Att/Pct)	0/0/0%	0/0/0%
Total Net Yards	342	306
Total Plays	73	58
Yards Per Play	4.7	5.3
Rushes/Net Yards	34/167	32/188
Net Passing	175	118
Pass Attempts/Completions	37/22	25/15
Had Intercepted	2	0
Sacked/Yards Lost	2/15	1/8
Punts/Average	5/40.8	7/48.1
Penalties/Yards	3/15	10/87
Fumbles/Lost	2/1	2/1
Possession Time	34:29	27:38

2024 GAME SUMMARIES



30

WEEK 12

Kansas City Chiefs 30, Carolina Panthers 27
73,216 Bank of America Stadium Nov 24, 2024



27

Kansas City Chiefs	10	10	7	3	—	30
Carolina Panthers	3	6	7	11	—	27

SCORING DRIVES

TEAM	QTR	TIME	SCORING PLAY	KC	CAR
Chiefs	1	13:35	N.Gray 35 yd. pass from P.Mahomes (S.Shrader kick) (3-41, 1:25)	7	0
Panthers	1	09:24	E.Pineiro 30 yd. Field Goal (8-58, 4:11)	7	3
Chiefs	1	02:39	S.Shrader 25 yd. Field Goal (11-68, 6:45)	10	3
Panthers	2	14:42	E.Pineiro 32 yd. Field Goal (8-57, 2:57)	10	6
Chiefs	2	07:24	S.Shrader 41 yd. Field Goal (14-47, 7:18)	13	6
Chiefs	2	00:44	N.Gray 11 yd. pass from P.Mahomes (S.Shrader kick) (14-92, 4:30)	20	6
Panthers	2	00:00	E.Pineiro 29 yd. Field Goal (8-59, 0:44)	20	9
Panthers	3	06:26	D.Moore 1 yd. pass from B.Young (E.Pineiro kick) (15-70, 8:34)	20	15
Chiefs	3	02:42	D.Hopkins 3 yd. pass from P.Mahomes (S.Shrader kick) (10-75, 3:44)	27	16
Panthers	4	12:37	E.Pineiro 33 yd. Field Goal (11-55, 5:05)	27	19
Panthers	4	01:46	C.Hubbard 1 yd. run (C.Hubbard run) (5-49, 1:35)	27	27
Chiefs	4	00:00	S.Shrader 31 yd. Field Goal (7-57, 1:46)	30	27

KANSAS CITY CHIEFS					
OFFENSE			DEFENSE		
QB	15	P. Mahomes	DE	56	G. Karlattis
RB	29	K. Hunt	DE	51	M. Danna
TE	83	N. Gray	DT	95	C. Jones
TE	87	T. Kelce	DT	98	T. Wharton
WR	8	D. Hopkins	LB	32	N. Bolton
WR	9	J. Smith-Schuster	LB	23	D. Tranquill
LT	64	W. Morris	CB	22	T. McDuffie
LG	62	J. Thuney	CB	13	N. Johnson
C	52	C. Humphrey	S	6	B. Cook
RG	65	T. Smith	S	20	J. Reid
RT	74	J. Taylor	DB	27	C. Conner
CAROLINA PANTHERS					
OFFENSE			DEFENSE		
LT	79	I. Ekowuni	DE	93	L. Ray
LG	68	D. Lewis	DT	99	S. Tuttle
C	64	C. Mays	DE	94	A. Robinson
RG	50	R. Hunt	OLB	7	J. Clowney
RT	72	T. Moton	LB	47	J. Jewell
TE	0	J. Sanders	OLB	98	D. Wommum
WR	17	X. Legette	CB	8	J. Horn
WR	83	D. Moore	CB	2	M. Jackson
WR	19	A. Thielen	CB	23	D. Jackson
QB	9	B. Young	S	25	X. Woods
RB	30	C. Hubbard	S	20	J. Fuller

KANSAS CITY CHIEFS

PASSING	ATT	CP	YDS	SK/YD	TD	LG	INT	RTG
Patrick Mahomes	37	27	269	5/43	3	35t	0	120.2
TOTAL	37	27	269	5/43	3	35T	0	120.2

RUSHING	ATT	YDS	AVG	LG	TD
Kareem Hunt	16	68	4.3	13	0
Patrick Mahomes	5	60	12.0	33	0
Mecole Hardman	2	15	7.5	9	0
Samaje Perine	1	13	13.0	13	0
Xavier Worthy	1	5	5.0	5	0
Carson Steele	1	4	4.0	4	0
TOTAL	26	165	6.3	33	0

RECEIVING	NO	YDS	AVG	LG	TD
Travis Kelce	6	62	10.3	27	0
DeAndre Hopkins	5	35	7.0	12	1
Noah Gray	4	66	16.5	35t	2
Xavier Worthy	4	46	11.5	19	0
Kareem Hunt	3	19	6.3	13	0
Samaje Perine	2	11	5.5	13	0
Justin Watson	1	15	15.0	15	0
Carson Steele	1	9	9.0	9	0
Julu Smith-Schuster	1	6	6.0	6	0
TOTAL	27	269	10.0	35T	3

TOP DEFENSE	TOT	SOLO	AST	SCK	YDS	INT
Nazeeh Johnson	8	5	3	0.0	0.0	0
Bryan Cook	7	3	4	0.0	0.0	0
Justin Reid	6	5	1	0.0	0.0	0

FIELD GOALS	FGM/FGA	PERCENT	RESULTS
Spencer Shrader	3-3	100.0	25G, 41G, 31G
TOTAL	3-3	100.0	

CAROLINA PANTHERS

PASSING	ATT	CP	YDS	SK/YD	TD	LG	INT	RTG
Bryce Young	35	21	263	2/14	1	36	0	92.9
TOTAL	35	21	263	2/14	1	36	0	92.9

RUSHING	ATT	YDS	AVG	LG	TD
Chuba Hubbard	16	58	3.6	13	1
Bryce Young	3	20	6.7	11	0
Jonathon Brooks	2	7	3.5	4	0
TOTAL	21	85	4.0	13	1

RECEIVING	NO	YDS	AVG	LG	TD
David Moore	6	81	13.5	21	1
Xavier Legette	4	56	14.0	34	0
Adam Thielen	3	57	19.0	36	0
Ja'Tavion Sanders	3	49	16.3	28	0
Deven Thompson	3	13	4.3	12	0
Tommy Tremble	1	5	5.0	5	0
Chuba Hubbard	1	2	2.0	2	0
TOTAL	21	263	12.5	36	1

TOP DEFENSE	TOT	SOLO	AST	SCK	YDS	INT
Josey Jewell	9	6	3	1.0	6.0	0
Xavier Woods	8	7	1	0.0	0.0	0
A'Shawn Robinson	8	5	3	0.0	0.0	0

FIELD GOALS	FGM/FGA	PERCENT	RESULTS
Eddy Pineiro	4-4	100.0	30G, 32G, 29G, 33G
TOTAL	4-4	100.0	

Team Statistics

	Chiefs	Panthers
First Downs	27	21
3rd-Down Eff. (Made/Att/Pct)	8/13/62%	5/13/38%
4th-Down Eff. (Made/Att/Pct)	1/1/100%	2/2/100%
Total Net Yards	391	334
Total Plays	68	58
Yards Per Play	5.8	5.8
Rushes/Net Yards	26/165	21/85
Net Passing	226	249
Pass Attempts/Completions	37/27	35/21
Had Intercepted	0	0
Sacked/Yards Lost	5/43	2/14
Punts/Average	2/47.0	2/51.5
Penalties/Yards	10/91	9/53
Fumbles/Lost	1/0	1/0
Possession Time	32:16	27:44

2024 GAME SUMMARIES



26

WEEK 13

Tampa Bay Buccaneers 26, Carolina Panthers 23 (OT)
69,214 Bank of America Stadium Dec 1, 2024



23

Tampa Bay Buccaneers	7	3	0	13	3	—	26
Carolina Panthers	3	10	3	7	0	—	23

SCORING DRIVES

TEAM	QTR	TIME	SCORING PLAY	TB	CAR
Buccaneers	1	04:29	M.Evans 2 yd. pass from B.Mayfield (C.McLaughlin kick) (12-63, 6:06)	7	0
Panthers	1	00:48	E.Pineiro 47 yd. Field Goal (7-41, 3:41)	7	3
Panthers	2	07:45	B.Young 10 yd. run (E.Pineiro kick) (4-36, 1:57)	7	10
Buccaneers	2	03:39	C.McLaughlin 27 yd. Field Goal (9-61, 4:06)	10	10
Panthers	2	00:05	E.Pineiro 27 yd. Field Goal (9-49, 0:38)	10	13
Panthers	3	00:19	E.Pineiro 22 yd. Field Goal (7-16, 3:49)	10	16
Buccaneers	4	08:53	B.Irving 6 yd. run (C.McLaughlin kick) (11-69, 6:26)	17	16
Buccaneers	4	03:05	C.McLaughlin 26 yd. Field Goal (9-67, 4:13)	20	16
Panthers	4	00:30	A.Thielen 25 yd. pass from B.Young (E.Pineiro kick) (9-60, 2:35)	20	23
Buccaneers	4	00:00	C.McLaughlin 51 yd. Field Goal (6-36, 0:30)	23	23
Buccaneers	OT	02:50	C.McLaughlin 30 yd. Field Goal (5-59, 2:13)	26	23

TAMPA BAY BUCCANEERS											
OFFENSE						DEFENSE					
C	62	G. Barton	DL	90	L. Hall						
TE	88	C. Dilton	DL	94	C. Kancey						
TE	87	P. Durham	NT	50	V. Ves						
WR	11	J. McMillan	OLB	0	Y. Diaby						
WR	13	M. Evans	OLB	98	A. Nelson						
QB	6	B. Mayfield	CB	35	J. Dean						
RB	1	R. White	CB	27	Z. McCollum						
			S	29	C. Izen						
			S	31	A. Winfield Jr.						
CAROLINA PANTHERS											
OFFENSE						DEFENSE					
LT	79	I. Ekwonu	DE	93	L. Ray						
LG	68	D. Lewis	DT	99	S. Tuttle						
C	64	C. Mays	DE	94	A. Robinson						
RG	50	R. Hunt	OLB	7	J. Clowney						
RT	72	T. Moton	LB	32	T. Wallace						
TE	82	T. Tremble	LB	47	J. Jewell						
WR	17	K. Legette	OLB	98	D. Wonnun						
WR	83	D. Moore	CB	8	J. Horn						
WR	19	A. Thielen	CB	2	M. Jackson						
QB	9	B. Young	S	25	X. Woods						
RB	30	C. Hubbard	S	20	J. Fuller						

TAMPA BAY BUCCANEERS

PASSING	ATT	CP	YDS	SK/YD	TD	LG	INT	RTG
Baker Mayfield	33	21	235	4/31	1	27	2	69.6
Kyle Trask	1	1	5	0/0	0	5	0	87.5
TOTAL	34	22	240	4/31	1	27	2	70.7

RUSHING	ATT	YDS	AVG	LG	TD
Bucky Irving	25	152	6.1	43	1
Rachaad White	11	76	6.9	38	0
Baker Mayfield	3	8	2.7	10	0
TOTAL	39	236	6.1	43	1

RECEIVING	NO	YDS	AVG	LG	TD
Mike Evans	8	118	14.8	27	1
Sterling Shepard	4	42	10.5	21	0
Cade Otton	4	20	5.0	7	0
Bucky Irving	3	33	11.0	16	0
Jalen McMillan	2	25	12.5	22	0
Rachaad White	1	2	2.0	2	0
TOTAL	22	240	10.9	27	1

TOP DEFENSE	TOT	SOLO	AST	SCK	YDS	INT
Lavonte David	8	6	2	0.0	0.0	0
Antoine Winfield Jr.	6	6	0	0.0	0.0	0
Yaya Diaby	6	5	1	0.0	0.0	0

FIELD GOALS	FGM/FGA	PERCENT	RESULTS
Chase McLaughlin	4-5	80.0	27G, 26G, 51G, 55WL, 30G
TOTAL	4-5	80.0	

CAROLINA PANTHERS

PASSING	ATT	CP	YDS	SK/YD	TD	LG	INT	RTG
Bryce Young	46	26	298	1/9	1	38	0	83.4
TOTAL	46	26	298	1/9	1	38	0	83.4

RUSHING	ATT	YDS	AVG	LG	TD
Chuba Hubbard	12	43	3.6	9	0
Jonathon Brooks	6	18	3.0	9	0
Bryce Young	3	17	5.7	10t	1
TOTAL	21	78	3.7	10T	1

RECEIVING	NO	YDS	AVG	LG	TD
Adam Thielen	8	99	12.4	25t	1
Tommy Tremble	5	77	15.4	38	0
David Moore	5	40	8.0	10	0
Xavier Legette	4	53	13.3	21	0
Jonathon Brooks	3	23	7.7	18	0
Dan Chisena	1	6	6.0	6	0
TOTAL	26	298	11.5	38	1

TOP DEFENSE	TOT	SOLO	AST	SCK	YDS	INT
Josely Jewell	10	6	4	1.0	7.0	0
Chau Smith-Wade	8	6	2	0.0	0.0	1
Jordan Fuller	8	5	3	0.0	0.0	0

FIELD GOALS	FGM/FGA	PERCENT	RESULTS
Eddy Pineiro	3-5	60.0	47G, 38WL, 45WL, 27G, 22G
TOTAL	3-5	60.0	

Team Statistics

First Downs	27	19
3rd-Down Eff. (Made/Att/Pct)	2/12/17%	6/16/38%
4th-Down Eff. (Made/Att/Pct)	1/1/100%	0/0/0%
Total Net Yards	445	367
Total Plays	77	68
Yards Per Play	5.8	5.4
Rushes/Net Yards	39/236	21/78
Net Passing	209	289
Pass Attempts/Completions	34/22	46/26
Had Intercepted	2	0
Sacked/Yards Lost	4/31	1/9
Punts/Average	5/45.6	5/38.4
Penalties/Yards	7/54	7/62
Fumbles/Lost	2/0	1/1
Possession Time	39:31	27:39

Buccaneers Panthers

2024 GAME SUMMARIES



16



22

Carolina Panthers	3	7	6	0	—	16
Philadelphia Eagles	0	14	0	8	—	22

SCORING DRIVES

TEAM	QTR	TIME	SCORING PLAY	CAR	PHI
Panthers	1	01:09	E.Pineiro 38 yd. Field Goal (5-27, 1:52)	3	0
Eagles	2	11:48	J.Hurts 1 yd. run (J.Elliott kick) (10-70, 4:21)	3	7
Panthers	2	04:00	T.Tremble 3 yd. pass from B.Young (E.Pineiro kick) (14-69, 7:48)	10	7
Eagles	2	00:14	D.Smith 4 yd. pass from J.Hurts (J.Elliott kick) (7-44, 1:36)	10	14
Panthers	3	02:49	C.Hubbard 1 yd. run (kick failed, wl) (12-58, 7:53)	16	14
Eagles	4	13:45	G.Calcaterra 4 yd. pass from J.Hurts (S.Barkley run) (8-70, 4:04)	16	22

PHILADELPHIA EAGLES					
OFFENSE			DEFENSE		
WR	83	J. Dotson	OLB	3	N. Smith
WR	6	D. Smith	OLB	19	J. Sweat
WR	11	A. Brown	DT	98	J. Carter
C	51	C. Jurgens	DT	90	J. Davis
TE	81	G. Calcaterra	LB	53	Z. Baun
QB	1	J. Hurts	LB	17	N. Dean
QB	26	S. Barkley	CB	27	Q. Mitchell
			CB	2	O. Slay
			DB	33	C. Dolean
			S	8	C. Gardner-Johnson
			S	36	T. McCollum

CAROLINA PANTHERS					
OFFENSE			DEFENSE		
LT	79	I. Ekwonu	DT	99	S. Tuttle
LG	68	D. Lewis	DE	94	A. Robinson
C	64	C. Mays	OLB	52	D. Johnson
RG	50	R. Hunt	LB	32	T. Wallace
RT	72	T. Moton	LB	47	J. Jewell
TE	82	T. Tremble	OLB	98	D. Wonnum
WR	17	X. Legette	CB	8	J. Horn
WR	19	A. Thielen	CB	2	M. Jackson
QB	9	B. Young	CB	26	C. Smith-Wade
RB	30	C. Hubbard	S	25	X. Woods
RB	24	J. Brooks	S	20	J. Fuller

CAROLINA PANTHERS

PASSING	ATT	CP	YDS	SK/YD	TD	LG	INT	RTG
Boyce Young	34	19	191	1/7	1	31	1	69.6
TOTAL	34	19	191	1/7	1	31	1	69.6

RUSHING	ATT	YDS	AVG	LG	TD
Chuba Hubbard	26	92	3.5	15	1
Boyce Young	7	29	4.1	11	0
Jonathon Brooks	1	-3	-3.0	-3	0
TOTAL	34	118	3.5	15	1

RECEIVING	NO	YDS	AVG	LG	TD
Adam Thielen	9	102	11.3	24	0
Chuba Hubbard	4	15	3.8	8	0
Xavier Legette	2	39	19.5	31	0
David Moore	2	25	12.5	19	0
Deven Thompson	1	7	7.0	7	0
Tommy Tremble	1	3	3.0	3t	1
TOTAL	19	191	10.1	31	1

TOP DEFENSE	TOT	SOLO	AST	SCK	YDS	INT
Josey Jewell	10	5	5	1.5	12.5	0
Jaycee Horn	6	4	2	0.0	0.0	0
Trevin Wallace	6	3	3	0.0	0.0	0

FIELD GOALS	FGM/FGA	PERCENT	RESULTS
Eddy Pineiro	1-1	100.0	38G
TOTAL	1-1	100.0	

PHILADELPHIA EAGLES

PASSING	ATT	CP	YDS	SK/YD	TD	LG	INT	RTG
Jalen Hurts	21	14	108	4/25	2	27	0	110.8
TOTAL	21	14	108	4/25	2	27	0	110.8

RUSHING	ATT	YDS	AVG	LG	TD
Saquon Barkley	20	124	6.2	18	0
Jalen Hurts	8	59	7.4	35	1
Kenneth Gainwell	3	26	8.7	20	0
TOTAL	31	209	6.7	35	1

RECEIVING	NO	YDS	AVG	LG	TD
A.J. Brown	4	43	10.8	15	0
DeVonta Smith	4	37	9.3	27	1
Grant Calcaterra	3	16	5.3	7	1
Kenneth Gainwell	2	7	3.5	5	0
Jahan Dotson	1	5	5.0	5	0
TOTAL	14	108	7.7	27	2

TOP DEFENSE	TOT	SOLO	AST	SCK	YDS	INT
Nakobe Dean	12	9	3	0.0	0.0	0
Zack Baun	11	6	5	1.0	7.0	0
Darius Slay	6	5	1	0.0	0.0	0

FIELD GOALS	FGM/FGA	PERCENT	RESULTS
Jake Elliott	0-1	0.0	52WR
TOTAL	0-1	0.0	

Team Statistics

	Panthers	Eagles
First Downs	20	18
3rd-Down Eff. (Made/Att/Pct)	7/16/44%	7/12/58%
4th-Down Eff. (Made/Att/Pct)	3/5/60%	0/0/0%
Total Net Yards	302	292
Total Plays	69	56
Yards Per Play	4.4	5.2
Rushes/Net Yards	34/118	31/209
Net Passing	184	83
Pass Attempts/Completions	34/19	21/14
Had Intercepted	1	0
Sacked/Yards Lost	1/7	4/25
Punts/Average	2/45.0	4/43.0
Penalties/Yards	7/43	7/40
Fumbles/Lost	0/0	1/0
Possession Time	33:33	26:27

2024 GAME SUMMARIES



30

WEEK 15

Dallas Cowboys 30, Carolina Panthers 14
70,570 Bank of America Stadium Dec 15, 2024



14

Dallas Cowboys	0	10	14	6	—	30
Carolina Panthers	0	7	0	7	—	14

SCORING DRIVES

TEAM	QTR	TIME	SCORING PLAY	DAL	CAR
Cowboys	2	09:01	C.Lamb 14 yd. pass from C.Rush (B.Aubrey kick) (10-77, 5:45)	7	0
Cowboys	2	04:05	B.Aubrey 52 yd. Field Goal (6-14, 2:14)	10	0
Panthers	2	00:31	J.Coker 83 yd. pass from B.Young (E.Pineiro kick) (1-83, 0:11)	10	7
Cowboys	3	12:46	J.Tolbert 11 yd. pass from C.Rush (B.Aubrey kick) (5-29, 2:04)	17	7
Cowboys	3	06:55	J.Brooks 17 yd. pass from C.Rush (B.Aubrey kick) (6-78, 3:28)	24	7
Cowboys	4	14:12	B.Aubrey 45 yd. Field Goal (10-46, 5:21)	27	7
Panthers	4	09:13	B.Young 6 yd. run (E.Pineiro kick) (12-70, 4:59)	27	14
Cowboys	4	06:09	B.Aubrey 41 yd. Field Goal (6-23, 3:04)	30	14

DALLAS COWBOYS											
OFFENSE						DEFENSE					
WR	3	B. Cooks	DE	99	C. Golston	LT	71	C. Edega	DT	58	M. Smith
LG	73	T. Smith	OT	97	O. Odighizuwa	C	67	B. Hoffman	DE	11	M. Parsons
RG	66	T. Bass	LB	50	E. Kendricks	RT	78	T. Steele	LB	35	M. Liufau
TE	87	J. Ferguson	CB	27	A. Oruwariye	QB	10	C. Rush	NCB	2	J. Lewis
RB	23	R. Dowdle	CB	26	D. Bland	WR	1	J. Tolbert	S	6	D. Wilson
WR	88	C. Lamb	S	28	M. Hooker	QB	9	B. Young	S	25	X. Woods
CAROLINA PANTHERS											
OFFENSE						DEFENSE					
LT	79	I. Ekwonu	DT	93	S. Tuttle	LG	68	D. Lewis	DE	94	A. Robinson
C	64	C. Mays	OLB	7	J. Clowney	RG	50	R. Hunt	LB	53	C. Cherelus
RT	72	T. Moton	LB	47	J. Jewell	TE	82	T. Tremble	OLB	98	D. Wonnnum
WR	17	A. Thielen	CB	8	J. Horn	WR	19	X. Legette	CB	2	M. Jackson
WR	18	J. Coker	CB	26	C. Smith-Wade	QB	9	B. Young	S	25	X. Woods
RB	30	C. Hubbard	S	20	J. Fuller						

DALLAS COWBOYS

PASSING	ATT	CP	YDS	SK/YD	TD	LG	INT	RTG
Cooper Rush	29	18	214	1/15	3	28	0	119.0
TOTAL	29	18	214	1/15	3	28	0	119.0

RUSHING	ATT	YDS	AVG	LG	TD
Rico Dowdle	25	149	6.0	12	0
Ezekiel Elliott	9	30	3.3	5	0
KaVontae Turpin	2	27	13.5	16	0
Cooper Rush	4	5	1.3	9	0
TOTAL	40	211	5.3	16	0

RECEIVING	NO	YDS	AVG	LG	TD
CeeDee Lamb	9	116	12.9	28	1
Brandin Cooks	3	34	11.3	18	0
Jake Ferguson	2	23	11.5	19	0
Jalen Brooks	1	17	17.0	17	1
Ezekiel Elliott	1	11	11.0	11	0
Jalen Tolbert	1	11	11.0	11	1
Brevyn Spann-Ford	1	2	2.0	2	0
TOTAL	18	214	11.9	28	3

TOP DEFENSE	TOT	SOLO	AST	SCK	YDS	INT
Eric Kendricks	7	2	5	0.0	0.0	1
Donovan Wilson	6	5	1	0.0	0.0	0
Marist Liufau	6	2	4	0.0	0.0	0

FIELD GOALS	FGM/FGA	PERCENT	RESULTS
Brandon Aubrey	3-4	75.0	52G, 70SH, 45G, 41G
TOTAL	3-4	75.0	

CAROLINA PANTHERS

PASSING	ATT	CP	YDS	SK/YD	TD	LG	INT	RTG
Bryce Young	28	19	219	6/44	1	83T	2	73.4
TOTAL	28	19	219	6/44	1	83T	2	73.4

RUSHING	ATT	YDS	AVG	LG	TD
Chuba Hubbard	10	32	3.2	12	0
Mike Boone	2	14	7.0	9	0
Bryce Young	3	12	4.0	6	1
Xavier Legette	1	2	2.0	2	0
TOTAL	16	60	3.8	12	1

RECEIVING	NO	YDS	AVG	LG	TD
Adam Thielen	5	51	10.2	18	0
Jalen Coker	4	110	27.5	83T	1
Chuba Hubbard	4	17	4.3	6	0
David Moore	2	19	9.5	16	0
Tommy Tremble	2	15	7.5	8	0
Xavier Legette	2	7	3.5	5	0
TOTAL	19	219	11.5	83T	1

TOP DEFENSE	TOT	SOLO	AST	SCK	YDS	INT
Josey Jewell	10	5	5	0.0	0.0	0
Claudin Cherelus	9	5	4	0.0	0.0	0
Jordan Fuller	9	4	5	0.0	0.0	0

FIELD GOALS	FGM/FGA	PERCENT	RESULTS
No Field Goals			

Team Statistics

First Downs	24	16
3rd-Down Eff. (Made/Att/Pct)	6/12/50%	3/11/27%
4th-Down Eff. (Made/Att/Pct)	0/0/0%	1/1/100%
Total Net Yards	410	235
Total Plays	70	50
Yards Per Play	5.9	4.7
Rushes/Net Yards	40/211	16/60
Net Passing	199	175
Pass Attempts/Completions	29/18	28/19
Had Intercepted	0	2
Sacked/Yards Lost	1/15	6/44
Punts/Average	2/56.5	4/47.5
Penalties/Yards	14/99	8/65
Fumbles/Lost	2/1	2/2
Possession Time	33:46	26:14

Cowboys Panthers

2024 GAME SUMMARIES



WEEK 16
Arizona Cardinals 30, Carolina Panthers 36 (OT)
68,804 Bank of America Stadium Dec 22, 2024



Arizona Cardinals	0	17	3	10	0	—	30
Carolina Panthers	7	13	3	7	6	—	36

SCORING DRIVES

TEAM	QTR	TIME	SCORING PLAY	ARI	CAR
Panthers	1	04:55	C.Hubbard 4 yd. run (E.Pineiro kick) (15-70, 7:58) (2-49, 0:53) (2-49, 0:53)	0	7
Cardinals	2	14:37	C.Ryland 48 yd. Field Goal (8-55, 5:18)	3	7
Panthers	2	11:35	B.Young 23 yd. run (kick failed, wl) (6-70, 3:02)	3	13
Panthers	2	07:55	A.Thielen 8 yd. pass from B.Young (E.Pineiro kick) (4-30, 1:24)	3	20
Cardinals	2	05:57	J.Conner 6 yd. run (C.Ryland kick) (4-70, 1:58)	10	20
Cardinals	2	00:07	D.Dallas 1 yd. pass from K.Murray (C.Ryland kick) (9-68, 4:13)	17	20
Panthers	3	09:31	E.Pineiro 29 yd. Field Goal (11-55, 5:29)	17	23
Cardinals	3	05:00	C.Ryland 30 yd. Field Goal (9-58, 4:31)	20	23
Panthers	4	12:04	D.Moore 18 yd. pass from B.Young (E.Pineiro kick) (6-58, 2:59)	20	30
Cardinals	4	06:56	K.Murray 20 yd. run (C.Ryland kick) (9-70, 5:08)	27	30
Cardinals	4	00:00	C.Ryland 58 yd. Field Goal (7-35, 1:47)	30	30
Panthers	OT	03:18	C.Hubbard 21 yd. run	30	36

ARIZONA CARDINALS											
OFFENSE						DEFENSE					
WR	18	M. Harrison Jr.	DT	91	L. Collier	WR	4	G. Dortch	NT	98	R. Lopez
WR	14	M. Wilson	DT	55	D. Stills	WR	14	M. Wilson	DT	55	D. Stills
LT	68	K. Beachum	OLB	25	Z. Collins	LT	68	K. Beachum	OLB	25	Z. Collins
LG	63	E. Brown	ILB	7	K. White	LG	63	E. Brown	ILB	7	K. White
C	72	H. Froholdt	ILB	44	O. Pappoe	C	72	H. Froholdt	ILB	44	O. Pappoe
RT	74	I. Adams	OLB	58	J. Okwara	RT	74	I. Adams	OLB	58	J. Okwara
RB	73	J. Williams	CB	23	S. Murphy-Bunting	RB	73	J. Williams	CB	23	S. Murphy-Bunting
TE	85	T. McBride	CB	24	S. Thomas V	TE	85	T. McBride	CB	24	S. Thomas V
QB	1	K. Murray	S	3	B. Baker	QB	1	K. Murray	S	3	B. Baker
RB	6	J. Conner	S	34	J. Thompson	RB	6	J. Conner	S	34	J. Thompson

CAROLINA PANTHERS											
OFFENSE						DEFENSE					
LT	79	I. Ekwonu	DT	59	S. Tuttle	LT	79	I. Ekwonu	DT	59	S. Tuttle
LG	68	D. Lewis	DE	94	A. Robinson	LG	68	D. Lewis	DE	94	A. Robinson
C	70	B. Christensen	OLB	7	J. Clowney	C	70	B. Christensen	OLB	7	J. Clowney
RG	50	R. Hunt	LB	41	J. Windmon	RG	50	R. Hunt	LB	41	J. Windmon
RT	72	T. Moton	LB	47	J. Jewell	RT	72	T. Moton	LB	47	J. Jewell
TE	82	T. Tremble	OLB	98	D. Wommum	TE	82	T. Tremble	OLB	98	D. Wommum
TE	0	J. Sanders	CB	8	J. Horn	TE	0	J. Sanders	CB	8	J. Horn
WR	19	A. Thielen	CB	2	M. Jackson	WR	19	A. Thielen	CB	2	M. Jackson
WR	18	J. Coker	CB	26	C. Smith-Wade	WR	18	J. Coker	CB	26	C. Smith-Wade
QB	9	B. Young	S	25	X. Woods	QB	9	B. Young	S	25	X. Woods
RB	30	C. Hubbard	S	36	D. Richardson	RB	30	C. Hubbard	S	36	D. Richardson

ARIZONA CARDINALS

PASSING	ATT	CP	YDS	SK/YD	TD	LG	INT	RTG
Kyler Murray	32	20	202	3/26	1	38	1	77.9
TOTAL	32	20	202	3/26	1	38	1	77.9

RUSHING	ATT	YDS	AVG	LG	TD
James Conner	15	117	7.8	40	1
Kyler Murray	8	63	7.9	20t	1
Michael Carter	5	18	3.6	6	0
Greg Dortch	1	8	8.0	8	0
TOTAL	29	206	7.1	40	2

RECEIVING	NO	YDS	AVG	LG	TD
Michael Carter	5	30	6.0	18	0
James Conner	4	49	12.3	36	0
Marvin Harrison Jr.	4	39	9.8	12	0
Trey McBride	3	20	6.7	11	0
Michael Wilson	2	44	22.0	38	0
Greg Dortch	1	19	19.0	19	0
Deelaj Dallas	1	1	1.0	1t	1
TOTAL	20	202	10.1	38	1

TOP DEFENSE	TOT	SOLO	AST	SCK	YDS	INT
Jalen Thompson	10	7	3	0.0	0.0	0
Kyzir White	8	5	3	1.0	5.0	0
Garrett Williams	6	4	2	0.0	0.0	0

FIELD GOALS	FGM/FGA	PERCENT	RESULTS
Chad Ryland	3-3	100.0	48G, 30G, 58G
TOTAL	3-3	100.0	

CAROLINA PANTHERS

PASSING	ATT	CP	YDS	SK/YD	TD	LG	INT	RTG
Bryce Young	26	17	158	3/9	2	23	0	107.5
TOTAL	26	17	158	3/9	2	23	0	107.5

RUSHING	ATT	YDS	AVG	LG	TD
Chuba Hubbard	25	152	6.1	28	2
Bryce Young	5	68	13.6	34	1
Raheem Blackshear	3	13	4.3	5	0
Deven Thompson	1	9	9.0	9	0
Mike Boone	1	1	1.0	1	0
David Moore	1	0	0.0	0	0
TOTAL	36	243	6.8	34	3

RECEIVING	NO	YDS	AVG	LG	TD
Adam Thielen	5	43	8.6	20	1
Chuba Hubbard	4	13	3.3	6	0
Tommy Tremble	3	32	10.7	15	0
David Moore	2	39	19.5	21	1
Jalen Coker	2	8	4.0	4	0
Dan Chisena	1	23	23.0	23	0
TOTAL	17	158	9.3	23	2

TOP DEFENSE	TOT	SOLO	AST	SCK	YDS	INT
Jacoby Windmon	8	4	4	1.0	3.0	0
A'Shawn Robinson	7	3	4	1.0	9.0	0
Mike Jackson	6	5	1	0.0	0.0	0

FIELD GOALS	FGM/FGA	PERCENT	RESULTS
Eddy Piñeiro	1-1	100.0	29G
TOTAL	1-1	100.0	

Team Statistics

First Downs	23
3rd-Down Eff. (Made/Att/Pct)	6/13/46%
4th-Down Eff. (Made/Att/Pct)	1/1/100%
Total Net Yards	382
Total Plays	64
Yards Per Play	6.0
Rushes/Net Yards	29/206
Net Passing	176
Pass Attempts/Completions	32/20
Had Intercepted	1
Sacked/Yards Lost	3/26
Punts/Average	3/39.3
Penalties/Yards	11/82
Fumbles/Lost	1/1
Possession Time	33:24

Cardinals Panthers

First Downs	23
3rd-Down Eff. (Made/Att/Pct)	6/14/43%
4th-Down Eff. (Made/Att/Pct)	2/2/100%
Total Net Yards	392
Total Plays	65
Yards Per Play	6.0
Rushes/Net Yards	36/243
Net Passing	149
Pass Attempts/Completions	26/17
Had Intercepted	0
Sacked/Yards Lost	3/9
Punts/Average	5/44.6
Penalties/Yards	9/64
Fumbles/Lost	0/0
Possession Time	33:18

2024 GAME SUMMARIES



14

WEEK 17

Carolina Panthers 14, Tampa Bay Buccaneers 48
64,434 🏠 Raymond James Stadium 🏠 Dec 29, 2024



48

Carolina Panthers	7	7	0	0	—	14
Tampa Bay Buccaneers	10	17	14	7	—	48

SCORING DRIVES

TEAM	QTR	TIME	SCORING PLAY	CAR	TB
Buccaneers	1	11:35	M.Evans 2 yd. pass from B.Mayfield (C.McLaughlin kick) (6-70, 3:25)	0	7
Panthers	1	08:15	A.Thielen 17 yd. pass from B.Young (E.Pineiro kick) (6-70, 3:20)	7	7
Buccaneers	1	01:13	C.McLaughlin 23 yd. Field Goal (12-75, 7:02)	7	10
Buccaneers	2	10:31	C.McLaughlin 34 yd. Field Goal (10-45, 4:20)	7	13
Buccaneers	2	08:19	M.Evans 1 yd. pass from B.Mayfield (C.McLaughlin kick) (4-81, 1:50)	7	20
Buccaneers	2	01:11	J.McMillan 10 yd. pass from B.Mayfield (C.McLaughlin kick) (11-64, 5:38)	7	27
Panthers	2	00:50	A.Thielen 40 yd. pass from B.Young (E.Pineiro kick) (4-70, 0:21)	14	27
Buccaneers	3	05:48	P.Durham 5 yd. pass from B.Mayfield (C.McLaughlin kick) (10-94, 5:50)	14	34
Buccaneers	3	05:23	J.Russell 23 yd. return of blocked punt (C.McLaughlin kick)	14	41
Buccaneers	4	13:30	J.McMillan 16 yd. pass from B.Mayfield (C.McLaughlin kick) (9-85, 5:03)	14	48

TAMPA BAY BUCCANEERS											
OFFENSE						DEFENSE					
C	62	G. Barton	DL	90	L. Hall						
TE	87	P. Durham	DL	94	C. Kancey						
WR	11	J. McMillan	NT	50	V. Vea						
WR	13	M. Evans	OLB	0	Y. Diaby						
QB	6	B. Mayfield	OLB	98	A. Nelson						
RB	7	B. Irving	CB	35	J. Dean						
RB	1	R. White	CB	27	Z. McCollum						
			S	26	K. Merrweather						
			S	3	J. Whitehead						
CAROLINA PANTHERS											
OFFENSE						DEFENSE					
LT	79	I. Ekwonu	DT	99	S. Tuttle						
LG	68	D. Lewis	DE	94	A. Robinson						
C	64	C. Mays	OLB	7	J. Clowney						
RG	50	R. Hunt	LB	41	J. Windmon						
RT	77	Y. Nijman	LB	57	C. Wooten						
TE	82	T. Tremble	OLB	98	D. Wonnum						
TE	0	J. Sanders	CB	31	C. Farley						
WR	17	X. Legette	CB	2	M. Jackson						
WR	19	A. Thielen	CB	23	D. Jackson						
WR	18	J. Coker	S	25	K. Woods						
QB	9	B. Young	S	36	D. Richardson						
RB	3	R. Blackshear									

CAROLINA PANTHERS

PASSING	ATT	CP	YDS	SK/YD	TD	LG	INT	RTG
Bryce Young	28	15	203	5/38	2	40T	0	100.7
TOTAL	28	15	203	5/38	2	40T	0	100.7

RUSHING	ATT	YDS	AVG	LG	TD
Raheem Blackshear	8	20	2.5	8	0
Mike Boone	2	11	5.5	8	0
Bryce Young	2	8	4.0	7	0
Velus Jones Jr.	1	0	0.0	0	0
TOTAL	13	39	3.0	8	0

RECEIVING	NO	YDS	AVG	LG	TD
Adam Thielen	5	110	22.0	40T	2
Xavier Legette	5	28	5.6	10	0
Jalen Coker	2	35	17.5	20	0
David Moore	1	17	17.0	17	0
Dan Chisena	1	8	8.0	8	0
Ja'Tavion Sanders	1	5	5.0	5	0
TOTAL	15	203	13.5	40T	2

TOP DEFENSE	TOT	SOLO	AST	SK	YDS	INT
Chandler Wooten	14	7	7	0.0	0.0	0
Xavier Woods	12	6	6	0.0	0.0	0
Jacoby Windmon	10	7	3	0.5	1.0	0

FIELD GOALS	FGM/FGA	PERCENT	RESULTS
Eddy Pineiro	0-1	0.0	53WL
TOTAL	0-1	0.0	

TAMPA BAY BUCCANEERS

PASSING	ATT	CP	YDS	SK/YD	TD	LG	INT	RTG
Baker Mayfield	32	27	359	2/10	5	42	0	153.0
TOTAL	32	27	359	2/10	5	42	0	153.0

RUSHING	ATT	YDS	AVG	LG	TD
Bucky Irving	20	113	5.7	34	0
Sean Tucker	8	39	4.9	9	0
Rachaad White	6	30	5.0	16	0
Kameron Johnson	1	11	11.0	11	0
Jalen McMillan	1	9	9.0	9	0
Baker Mayfield	1	2	2.0	2	0
Kyle Trask	3	-2	-0.7	0	0
TOTAL	40	202	5.1	34	0

RECEIVING	NO	YDS	AVG	LG	TD
Mike Evans	8	97	12.1	34	2
Jalen McMillan	5	51	10.2	16T	2
Bucky Irving	4	77	19.3	42	0
Devin Culp	3	52	17.3	26	0
Payne Durham	2	36	18.0	31	1
Ryan Miller	2	26	13.0	23	0
Rakim Jarrett	1	11	11.0	11	0
Sean Tucker	1	5	5.0	5	0
Rachaad White	1	4	4.0	4	0
TOTAL	27	359	13.3	42	5

TOP DEFENSE	TOT	SOLO	AST	SK	YDS	INT
Zyon McCollum	6	5	1	0.0	0.0	0
K.J. Britt	3	2	1	0.0	0.0	0
Yaya Diaby	3	2	1	1.0	10.0	0

FIELD GOALS	FGM/FGA	PERCENT	RESULTS
Chase McLaughlin	2-2	100.0	23G, 34G
TOTAL	2-2	100.0	

Team Statistics

	Panthers	Buccaneers
First Downs	13	33
3rd-Down Eff. (Made/Att/Pct)	2/9/22%	10/14/71%
4th-Down Eff. (Made/Att/Pct)	0/1/0%	0/0/0%
Total Net Yards	204	551
Total Plays	46	74
Yards Per Play	4.4	7.4
Rushes/Net Yards	13/39	40/202
Net Passing	165	349
Pass Attempts/Completions	28/15	32/27
Had Intercepted	0	0
Sacked/Yards Lost	5/38	2/10
Punts/Average	6/37.7	1/52.0
Penalties/Yards	4/30	5/40
Fumbles/Lost	2/0	0/0
Possession Time	18:49	41:11

2024 GAME SUMMARIES



44



38

Carolina Panthers	3	14	14	7	6	—	44
Atlanta Falcons	3	21	0	14	0	—	38

SCORING DRIVES

TEAM	QTR	TIME	SCORING PLAY	CAR	ATL
Falcons	1	11:08	R.Patterson 31 yd. Field Goal (12-58, 3:52) (10-70, 6:46) (10-70, 6:46)	0	3
Panthers	1	07:03	E.Pineiro 35 yd. Field Goal (8-53, 4:05)	3	3
Panthers	1	10:47	B.Young 2 yd. run (E.Pineiro kick) (11-58, 5:16)	10	3
Falcons	2	05:27	M.Penix 5 yd. run (R.Patterson kick) (10-70, 5:20)	10	10
Panthers	2	02:48	M.Sanders 33 yd. pass from B.Young (E.Pineiro kick) (5-75, 2:39)	17	10
Falcons	2	01:34	B.Robinson 30 yd. run (R.Patterson kick) (6-70, 1:14)	17	17
Falcons	2	00:03	D.London 20 yd. pass from M.Penix (R.Patterson kick) (6-81, 0:37)	17	24
Panthers	3	10:43	T.Tremble 12 yd. pass from B.Young (E.Pineiro kick) (4-21, 1:21)	24	24
Panthers	3	01:02	D.Moore 9 yd. pass from B.Young (E.Pineiro kick) (9-58, 5:11)	31	24
Falcons	4	09:50	D.London 21 yd. pass from M.Penix (R.Patterson kick) (11-74, 6:12)	31	31
Panthers	4	04:01	B.Young 10 yd. run (E.Pineiro kick) (9-70, 5:49)	38	31
Falcons	4	00:46	B.Robinson 4 yd. run (R.Patterson kick) (11-70, 3:15)	38	38
Panthers	OT	03:14	M.Sanders 1 yd. run	44	38

ATLANTA FALCONS					
OFFENSE			DEFENSE		
WR	4	K. Hodge	OLB	0	L. Carter
WR	34	R. McCloud III	OLB	15	M. Judon
WR	5	D. London	DL	99	E. Goldman
TE	89	C. Woerner	DL	97	G. Jarrett
QB	9	M. Penix Jr.	DL	90	D. Onyemata
RB	7	B. Robinson	ILB	55	K. Elliss
			CB	20	D. Alford
			CB	21	M. Hughes
			CB	24	A. Terrell Jr.
			S	3	J. Bates III
			S	31	J. Simmons

CAROLINA PANTHERS					
OFFENSE			DEFENSE		
LT	79	I. Ekwonu	DE	53	L. Ray
LG	68	D. Lewis	DT	99	S. Tuttle
C	64	C. Mays	DE	94	A. Robinson
RG	62	C. Zavala	OLB	7	J. Clowney
RT	72	T. Moton	LB	57	C. Wooten
TE	82	T. Tremble	OLB	98	D. Wonnium
WR	17	X. Legette	CB	29	A. Evans
WR	19	A. Thielen	CB	2	M. Jackson
WR	18	J. Coker	CB	20	J. Fuller
QB	9	B. Young	S	25	X. Woods
RB	6	M. Sanders	S	36	D. Richardson

CAROLINA PANTHERS

PASSING	ATT	CP	YDS	SK/YD	TD	LG	INT	RTG
Bryce Young	34	25	251	0/0	3	33t	0	123.5
Jalen Coker	1	1	19	0/0	0	19	0	118.8
TOTAL	35	26	270	0/0	3	33T	0	124.7

RUSHING	ATT	YDS	AVG	LG	TD
Miles Sanders	17	66	3.9	11	1
Raheem Blackshear	4	47	11.8	26	0
Bryce Young	5	24	4.8	11	2
Mike Boone	4	18	4.5	7	0
TOTAL	30	155	5.2	26	3

RECEIVING	NO	YDS	AVG	LG	TD
Jalen Coker	7	62	8.9	14	0
Adam Thielen	5	44	8.8	25	0
Miles Sanders	3	50	16.7	33t	1
Ja'Tavion Sanders	3	35	11.7	28	0
Xavier Legette	3	30	10.0	15	0
Tommy Tremble	2	30	15.0	18	1
Feleipe Franks	1	12	12.0	12	0
David Moore	1	9	9.0	9t	1
Mike Boone	1	-2	-2.0	-2	0
TOTAL	26	270	10.4	33T	3

TOP DEFENSE	TOT	SOLO	AST	SCK	YDS	INT
Demani Richardson	10	5	5	0.0	0.0	0
Chandler Wooten	9	3	6	0.0	0.0	0
Jordan Fuller	8	1	7	0.0	0.0	0

FIELD GOALS	FGM/FGA	PERCENT	RESULTS
Eddy Pineiro	1-1	100.0	35G
TOTAL	1-1	100.0	

ATLANTA FALCONS

PASSING	ATT	CP	YDS	SK/YD	TD	LG	INT	RTG
Michael Penix Jr.	38	21	312	1/2	2	42	1	88.9
TOTAL	38	21	312	1/2	2	42	1	88.9

RUSHING	ATT	YDS	AVG	LG	TD
Bijan Robinson	28	170	6.1	20	2
Tyler Allgeier	9	52	5.8	17	0
Michael Penix Jr.	1	5	5.0	5t	1
TOTAL	38	227	6.0	20	3

RECEIVING	NO	YDS	AVG	LG	TD
Drake London	10	187	18.7	39	2
Ray-Ray McCloud III	4	66	16.5	42	0
Tyler Allgeier	2	17	8.5	11	0
Kyle Pitts Sr.	2	15	7.5	9	0
Bijan Robinson	2	3	1.5	5	0
KhaDarel Hodge	1	24	24.0	24	0
TOTAL	21	312	14.9	42	2

TOP DEFENSE	TOT	SOLO	AST	SCK	YDS	INT
Kaden Elliss	10	3	7	0.0	0.0	0
Nate Landman	8	3	5	0.0	0.0	0
Dee Alford	7	5	2	0.0	0.0	0

FIELD GOALS	FGM/FGA	PERCENT	RESULTS
Riley Patterson	1-2	50.0	31G, 52WR
TOTAL	1-2	50.0	

Team Statistics

	Panthers	Falcons
First Downs	25	31
3rd-Down Eff. (Made/Att/Pct)	7/12/58%	9/14/64%
4th-Down Eff. (Made/Att/Pct)	1/1/100%	2/3/67%
Total Net Yards	425	537
Total Plays	65	77
Yards Per Play	6.5	7.0
Rushes/Net Yards	30/155	38/227
Net Passing	270	310
Pass Attempts/Completions	35/26	38/21
Had Intercepted	0	1
Sacked/Yards Lost	0/0	1/2
Punts/Average	3/51.7	0/0.0
Penalties/Yards	2/30	7/55
Fumbles/Lost	1/0	0/0
Possession Time	34:05	32:41

2024 TRANSACTIONS

DATE	POS	NAME	TRANSACTION	DATE	POS	NAME	TRANSACTION
3-Feb	WR	Brycen Tremayne	Signed/Reserve Future	29-Oct	WR	Diontae Johnson	Traded to Baltimore Ravens
24-Jan	DT	Jerrold Clark	Signed/Reserve Future	29-Oct	TE	Stephen Sullivan	Signed/Practice Squad
21-Jan	OLB	Carlos Basham	Signed/Reserve Future	29-Oct	LB	Shaquille Quarterman	Waived
21-Jan	TE	James Mitchell	Signed/Reserve Future	29-Oct	S	Russ Yeast	Waived
6-Jan	RB	Emani Bailey	Signed/Reserve Future	26-Oct	S	Russ Yeast	Signed/Active Roster
6-Jan	OLB	Thomas Incoom	Signed/Reserve Future	26-Oct	S	Sam Franklin Jr.	Activated from injured reserve
6-Jan	OLB	Kenny Dyson	Signed/Reserve Future	26-Oct	S	Nick Scott	Placed on injured reserve
6-Jan	T	Brandon Walton	Signed/Reserve Future	22-Oct	C	Andrew Raym	Signed/Practice Squad
6-Jan	G	Ja'Tyre Carter	Signed/Reserve Future	22-Oct	DT	Jonathan Harris	Signed/Active Roster
6-Jan	C	Andrew Raym	Signed/Reserve Future	22-Oct	OLB	Cam Gill	Signed/Active Roster
6-Jan	TE	Dominique Dafney	Signed/Reserve Future	22-Oct	DL	T.J. Smith	Waived
6-Jan	WR	Dax Milne	Signed/Reserve Future	22-Oct	LB	Chandler Wooten	Waived
6-Jan	WR	T.J. Luther	Signed/Reserve Future	22-Oct	OLB	Marquis Haynes Sr.	Waived
6-Jan	TE	Jordan Matthews	Signed/Reserve Future	22-Oct	OLB	Shaq Lawson	Waived
4-Jan	OLB	Amare Barno	Placed on injured reserve	22-Oct	DT	Jayden Peevy	Waived
4-Jan	DE	DeShawn Williams	Signed/Active Roster	19-Oct	DL	T.J. Smith	Signed/Active Roster
4-Jan	RB	Miles Sanders	Activated from injured reserve	19-Oct	DB	Dane Jackson	Activated from injured reserve
3-Jan	OLB	D.J. Johnson	Placed on reserve/NFI	19-Oct	C	Andrew Raym	Waived
28-Dec	QB	Jack Plummer	Signed/Active Roster	19-Oct	CB	Troy Hill	Waived
28-Dec	RB	Mike Boone	Signed/Active Roster	15-Oct	LB	Jacoby Windmon	Signed/Active Roster
28-Dec	CB	Chau Smith-Wade	Placed on injured reserve	15-Oct	LB	Shaquille Quarterman	Signed/Practice Squad
28-Dec	RB	Chuba Hubbard	Placed on injured reserve	15-Oct	OLB	Tarron Jackson	Waived
24-Dec	LB	Chandler Wooten	Signed/Active Roster	15-Oct	WR	Deon Cain	Waived
23-Dec	DT	Jonathan Harris	Waived	12-Oct	CB	Austin Corbett	Placed on injured reserve
19-Dec	RB	Dillon Johnson	Waived	12-Oct	OLB	Marquis Haynes Sr.	Signed/Active Roster
18-Dec	LB	Jackson Mitchell	Signed/Practice Squad	12-Oct	TE	Ian Thomas	Activated from injured reserve
18-Dec	WR	Dax Milne	Signed/Practice Squad	10-Oct	S	Russ Yeast	Signed/Practice Squad
17-Dec	CB	Anthony Brown	Released/injury settlement	10-Oct	DT	Jayden Peevy	Signed/Practice Squad
17-Dec	LB	Jacoby Windmon	Signed/Active Roster	10-Oct	RB	Mike Boone	Signed/Practice Squad
17-Dec	WR	Dan Chisena	Signed/Active Roster	10-Oct	TE	Stephen Sullivan	Waived
17-Dec	LB	Trevin Wallace	Placed on injured reserve	8-Oct	OLB	Shaq Lawson	Signed/Practice Squad
17-Dec	LB	Claudin Cherelus	Placed on injured reserve	8-Oct	DE	DeShawn Williams	Signed/Active Roster
13-Dec	S	Nick Scott	Activated from injured reserve	8-Oct	S	Alex Cook	Waived
13-Dec	S	Jammie Robinson	Waived	8-Oct	DT	Jayden Peevy	Waived
11-Dec	DT	DeShawn Williams	Signed/Practice Squad	8-Oct	S	Russ Yeast	Waived
10-Dec	WR	Trenton Irwin	Signed/Practice Squad	8-Oct	RB	Mike Boone	Waived
10-Dec	WR	Velus Jones Jr.	Signed/Active Roster	8-Oct	OLB	Thomas Incoom	Signed/Active Roster
10-Dec	DT	Sam Roberts	Signed/Active Roster	8-Oct	CB	Cade Mays	Signed/Active Roster
10-Dec	DT	DeShawn Williams	Waived	5-Oct	LB	Shaq Thompson	Placed on injured reserve
10-Dec	WR	Dax Milne	Waived	4-Oct	CB	Justin Hardee Jr.	Waived
10-Dec	RB	Jonathon Brooks	Placed on injured reserve	4-Oct	OLB	Marquis Haynes Sr.	Signed/Practice Squad
3-Dec	WR	T.J. Luther	Signed/Practice Squad	1-Oct	CB	Caleb Farley	Signed/Practice Squad
3-Dec	RB	Emani Bailey	Signed/Practice Squad	1-Oct	OLB	Chandler Wooten	Signed/Active Roster
3-Dec	OLB	Thomas Incoom	Signed/Practice Squad	1-Oct	CB	Tariq Castro-Fields	Waived
3-Dec	TE	Dominique Dafney	Signed/Practice Squad	1-Oct	LB	Jackson Mitchell	Signed/Practice Squad
3-Dec	S	Alex Cook	Waived	1-Oct	CB	Azizi Hearn	Waived
3-Dec	WR	Sam Pinckney	Waived	30-Sep	TE	Stephen Sullivan	Signed/Practice Squad
3-Dec	RB	Dillon Johnson	Placed on practice squad/injured reserve	30-Sep	WR	Deven Thompkins	Signed/Practice Squad
3-Dec	TE	Stephen Sullivan	Placed on practice squad/injured reserve	30-Sep	WR	Sam Pinckney	Waived
30-Nov	OLB	Thomas Incoom	Waived	24-Sep	WR	Jalen Coker	Signed/Active Roster
30-Nov	OLB	Amare Barno	Activated from PUP list	24-Sep	S	Demani Richardson	Signed/Active Roster
27-Nov	WR	Sam Pinckney	Signed/Practice Squad	24-Sep	S	Russ Yeast	Signed/Active Roster
25-Nov	CB	Akayleb Evans	Claimed off waivers	24-Sep	S	Alex Cook	Signed/Practice Squad
25-Nov	OLB	Charles Harris	Waived	24-Sep	CB	Justin Hardee Jr.	Signed/Practice Squad
23-Nov	WR	Deven Thompkins	Signed/Active Roster	24-Sep	OLB	Eku Leota	Waived
23-Nov	RB	Miles Sanders	Placed on Injured Reserve	24-Sep	TE	Messiah Swinson	Waived
18-Nov	DL	Sam Roberts	Signed/Practice Squad	24-Sep	S	Jordan Fuller	Placed on injured reserve
18-Nov	CB	Caleb Farley	Signed/Active Roster	24-Sep	WR	Adam Thielen	Placed on injured reserve
15-Nov	TE	Jordan Matthews	Signed/Practice Squad	19-Sep	OLB	Tarron Jackson	Signed/Active Roster
12-Nov	TE	Jordan Matthews	Waived	19-Sep	OLB	Eku Leota	Signed/Practice Squad
12-Nov	WR	Cam Johnson	Waived	18-Sep	S	Russ Yeast	Signed/Practice Squad
9-Nov	OLB	D.J. Wonnum	Activated from PUP list	18-Sep	TE	Jordan Matthews	Signed/Practice Squad
7-Nov	LB	Jacoby Windmon	Signed/Practice Squad	17-Sep	TE	Feleipe Franks	Signed/Active Roster
7-Nov	LB	Chandler Wooten	Waived	17-Sep	TE	Jordan Matthews	Waived
6-Nov	DT	Nick Thurman	Waived	17-Sep	OLB	Eku Leota	Waived
6-Nov	S	Alex Cook	Signed/Practice Squad	11-Sep	OLB	Charles Harris	Signed/Active Roster
6-Nov	WR	Cam Johnson	Signed/Practice Squad	11-Sep	TE	Feleipe Franks	Signed/Practice Squad
6-Nov	DT	Jayden Peevy	Activated from injured reserve	10-Sep	S	Lonnie Johnson Jr.	Signed/Active Roster
6-Nov	RB	Jonathon Brooks	Activated from NFI	10-Sep	RB	Mike Boone	Signed/Active Roster
5-Nov	LB	Jackson Mitchell	Waived	10-Sep	CB	Azizi Hearn	Signed/Practice Squad
5-Nov	LB	Jacoby Windmon	Waived	10-Sep	DE	DeShawn Williams	Signed/Practice Squad
5-Nov	WR	Jonathan Mingo	Traded to Dallas Cowboys	10-Sep	LB	Jamie Sheriff	Waived
2-Nov	TE	Jordan Matthews	Signed/Active Roster	10-Sep	DE	Derrick Brown	Placed on injured reserve

DATE	POS	NAME	TRANSACTION
9-Sep	TE	Feleipe Franks	Waived
7-Sep	TE	Feleipe Franks	Signed/Active Roster
7-Sep	CB	Keenan Isaac	Waived
5-Sep	OLB	Cam Gill	Waived
4-Sep	RB	Dillon Johnson	Signed/Practice Squad
4-Sep	TE	Messiah Swinson	Signed/Practice Squad
3-Sep	OT	Tyler Smith	Waived
3-Sep	OLB	K'Lavon Chaisson	Waived
2-Sep	LB	Tae Davis	Waived
2-Sep	OT	Badara Traore	Waived
2-Sep	WR	Praise Olatoke	Signed/Practice Squad
30-Aug	OT	Brandon Walton	Signed/Practice Squad
30-Aug	WR	Deon Cain	Signed/Practice Squad
30-Aug	DT	Walter Palmore	Waived
30-Aug	S	Alex Cook	Waived
30-Aug	G	Mason Brooks	Waived
29-Aug	TE	Jordan Matthews	Signed/Active Roster
29-Aug	CB	Lonnie Johnson Jr.	Signed/Practice Squad
29-Aug	LB	Thomas Incom	Signed/Practice Squad
29-Aug	DE	Tarron Jackson	Signed/Practice Squad
29-Aug	TE	Feleipe Franks	Signed/Practice Squad
29-Aug	DT	Jayden Peevy	Signed/Practice Squad
29-Aug	WR	Jalen Coker	Signed/Practice Squad
29-Aug	S	Demani Richardson	Signed/Practice Squad
29-Aug	G	Ja'Tyre Carter	Signed/Practice Squad
28-Aug	G	Mason Brooks	Signed/Practice Squad
28-Aug	QB	Jack Plummer	Signed/Practice Squad
28-Aug	DT	Walter Palmore	Signed/Practice Squad
28-Aug	DT	T.J. Smith	Signed/Practice Squad
28-Aug	OLB	Chandler Wooten	Signed/Practice Squad
28-Aug	S	Alex Cook	Signed/Practice Squad
28-Aug	RB	Mike Boone	Signed/Practice Squad
28-Aug	TE	Jordan Matthews	Signed/Practice Squad
28-Aug	OLB	Kenny Dyson	Signed/Practice Squad
28-Aug	G	Jarrett Kingston	Claimed off waivers
28-Aug	LB	Jon Rhattigan	Claimed off waivers
28-Aug	DT	Jamie Sheriff	Claimed off waivers
28-Aug	CB	Tariq Castro-Fields	Claimed off waivers
28-Aug	CB	Shemar Bartholomew	Claimed off waivers
28-Aug	CB	Keenan Isaac	Claimed off waivers
28-Aug	S	Demani Richardson	Waived
28-Aug	WR	Jalen Coker	Waived
28-Aug	DT	Jayden Peevy	Waived
28-Aug	CB	D'Shawn Jamison	Waived
28-Aug	G	Cade Mays	Waived
28-Aug	WR	Ihmir Smith-Marsette	Waived
28-Aug	QB	Jake Luton	Waived
28-Aug	CB	Lamar Jackson	Waived
27-Aug	RB	Jonathan Brooks	Placed on reserve/NFI
27-Aug	OLB	D.J. Wonnum	Placed on active/PUP
27-Aug	LB	Amare Barno	Placed on active/PUP
27-Aug	CB	Willie Drew	Waived
27-Aug	T	Ricky Lee III	Waived
27-Aug	DT	Walter Palmore	Waived
27-Aug	DT	T.J. Smith	Waived
27-Aug	G	Ike Boettger	Waived
27-Aug	TE	Jacob Hollister	Waived
27-Aug	TE	Jesper Horsted	Waived
27-Aug	CB	Quandre Mosely	Waived
27-Aug	CB	Chris Wilcox	Waived
27-Aug	TE	Jeremiah Crawford	Waived
27-Aug	S	Alex Cook	Waived
27-Aug	LB	Aaron Beasley	Waived
27-Aug	DT	Uluomoe Ale	Waived
27-Aug	DT	Junior Aho	Waived
27-Aug	TE	Jordan Matthews	Waived
27-Aug	WR	Terrace Marshall Jr.	Waived
27-Aug	G	Jack Anderson	Waived
27-Aug	WR	Sam Pinckney	Waived
27-Aug	S	Rudy Ford	Waived
27-Aug	RB	Jaden Shirden	Waived
27-Aug	LB	Chandler Wooten	Waived
27-Aug	RB	Mike Boone	Waived

DATE	POS	NAME	TRANSACTION
27-Aug	DE	Derrick McLendon	Waived
27-Aug	G	Mason Brooks	Waived
27-Aug	OLB	Kenny Dyson	Waived
27-Aug	CB	Dicaprio Bootle	Waived
27-Aug	QB	Jack Plummer	Waived
27-Aug	LB	Luiji Vilain	Waived
27-Aug	TE	Feleipe Franks	Waived
27-Aug	WR	Mike Strachan	Waived
26-Aug	WR	Tayvion Robinson	Waived
22-Aug	OL	Badara Traore	Released/injury settlement
22-Aug	LB	Aaron Beasley	Signed
22-Aug	LB	Michael Barrett	Traded to Seattle Seahawks
22-Aug	DB	Michael Jackson	Acquired via trade
21-Aug	OL	Nash Jesen	Released/injury settlement
19-Aug	WR	Tayvion Robinson	Waived
19-Aug	RB	Dillon Johnson	Waived
19-Aug	CB	Lamar Jackson	Waived
19-Aug	QB	Jake Luton	Placed on injured reserve
19-Aug	CB	Anthony Brown	Placed on injured reserve
19-Aug	RB	Jaden Shirden	Signed
19-Aug	WR	Sam Pinckney	Signed
19-Aug	CB	Willie Drew	Signed
19-Aug	CB	Quandre Mosley	Signed
19-Aug	CB	Chris Wilcox	Signed
17-Aug	WR	Deven Thompsons	Released/injury settlement
16-Aug	LB	Jackson Mitchell	Waived
16-Aug	OL	Ike Boettger	Signed
15-Aug	OL	Mason Brooks	Claimed off waivers
15-Aug	OL	Nash Jesen	Waived
14-Aug	DL	Kemoko Turay	Waived
14-Aug	S	Clayton Isbell	Waived
14-Aug	S	Rudy Ford	Signed
13-Aug	TE	Curtis Hodges	Released/injury settlement
13-Aug	OL	J.D. DiRenzo	Released/injury settlement
11-Aug	K	Harrison Mevis	Waived
11-Aug	OT	Tyler Smith	Signed
11-Aug	WR	Deven Thompsons	Waived/injured
11-Aug	CB	Willie Drew	Waived
11-Aug	RB	Jaden Shirden	Waived
11-Aug	WR	Tayvion Robinson	Signed
11-Aug	OL	Jack Anderson	Signed
11-Aug	DT	Walter Palmore	Signed
10-Aug	DT	Jayden Peevy	Signed
8-Aug	TE	Stephen Sullivan	Released/injury settlement
8-Aug	DB	Caden Sterns	Waived/failed physical
6-Aug	G	J.D. DiRenzo	Waived/injured
6-Aug	DB	Caden Sterns	Claimed off waivers
5-Aug	WR	Tayvion Robinson	Waived
5-Aug	TE	Jesper Horsted	Signed
5-Aug	DE	Kemoko Turay	Placed on injured reserve
5-Aug	QB	Jake Luton	Signed
4-Aug	WR	Devin Carter	Waived/injured
4-Aug	TE	Jacob Hollister	Signed
3-Aug	CB	Kiondre Thomas	Waived
3-Aug	CB	Anthony Brown	Signed
3-Aug	TE	Curtis Hodges	Waived/injured
3-Aug	S	Clayton Isbell	Signed
1-Aug	TE	Stephen Sullivan	Placed on injured reserve
31-Jul	WR	Curtis Hodges	Signed
31-Jul	RB	Daewood Davis	Signed
30-Jul	WR	Dillon Johnson	Signed
30-Jul	WR	Tayvion Robinson	Signed
30-Jul	RB	Rashaad Penny	Placed on reserve/retired
26-Jul	WR	Sam Pinckney	Waived
26-Jul	OT	Christian Duffie	Waived
26-Jul	S	Clayton Isbell	Waived
26-Jul	WR	Cam Sims	Placed on active/PUP
26-Jul	WR	Devin Carter	Signed
26-Jul	CB	Kiondre Thomas	Signed
26-Jul	TE	Feleipe Franks	Signed
26-Jul	OLB	Kemoko Turay	Signed
25-Jul	DT	Popo Aumavae	Waived
25-Jul	WR	Deven Thompsons	Signed

2024 TRANSACTIONS

DATE	POS	NAME	TRANSACTION
23-Jul	CB	Chau Smith-Wade	Placed on active/PUP
23-Jul	WR	Jalen Coker	Placed on active/PUP
20-Jul	WR	Cam Sims	Placed on active/PUP
20-Jul	CB	Chau Smith-Wade	Placed on active/PUP
19-Jul	WR	Jalen Coker	Placed on active/PUP
19-Jul	OLB	Amare Barno	Placed on active/PUP
19-Jul	OT	Yosh Nijman	Placed on active/PUP
19-Jul	OLB	DJ Wonnum	Placed on active/PUP
19-Jul	RB	Jonathon Brooks	Placed on active/NFI
18-Jun	WR	Daewood Davis	Signed
20-May	DE	Junior Aho	Signed
13-May	OLB	Cam Gill	Signed
13-May	DE	TJ Smith	Signed
11-May	TE	Kevin Foelsch	Waived
11-May	CB	Deshawn Gaddie	Waived
11-May	DE	Darius Hodges	Waived
10-May	DT	Ulumoo Ale	Signed to active roster
10-May	RB	Jaden Shirden	Signed to active roster
10-May	S	Demani Richardson	Signed to active roster
10-May	C	Andrew Raym	Signed to active roster
10-May	QB	Jack Plummer	Signed to active roster
10-May	WR	Sam Pinkney	Signed to active roster
10-May	LB	Jackson Mitchell	Signed to active roster
10-May	K	Harrison Mevis	Signed to active roster
10-May	OLB	Derrick McLendon	Signed to active roster
10-May	S	Clayton Isbell	Signed to active roster
10-May	DE	Darius Hodges	Signed to active roster
10-May	CB	DeShawn Gaddie	Signed to active roster
10-May	TE	Kevin Foelsch	Signed to active roster
10-May	OLB	Kenny Dyson	Signed to active roster
10-May	OT	Christian Duffie	Signed to active roster
10-May	CB	Willie Drew	Signed to active roster
10-May	OT	Jeremiah Crawford	Signed to active roster
10-May	WR	Jalen Coker	Signed to active roster
10-May	DE	Popo Aumavae	Signed to active roster
10-May	CB	AJ Parker	Released
10-May	DT	Raequan Williams	Released
10-May	OL	Ilm Manning	Released
10-May	WR	Jalen Camp	Released
10-May	TE	Chris Pierce	Released
10-May	RB	Spencer Brown	Released
10-May	RB	Tarik Cohen	Released
9-May	LB	Michael Barrett	Signed rookie contract
9-May	DT	Jaden Crumedy	Signed rookie contract
9-May	CB	Chau Smith	Signed rookie contract
9-May	TE	Ja'Tavion Sanders	Signed rookie contract
9-May	LB	Trevin Wallace	Signed rookie contract
9-May	RB	Jonathon Brooks	Signed rookie contract
9-May	WR	Xavier Legette	Signed rookie contract
6-May	RB	Rashaad Penny	Agreed to terms
27-Apr	LB	Michael Barrett	Drafted 240th overall
27-Apr	DT	Jaden Crumedy	Drafted 200th overall
27-Apr	CB	Chau Smith	Drafted 157st overall
27-Apr	TE	Ja'Tavion Sanders	Drafted 101st overall
26-Apr	LB	Trevin Wallace	Drafted 72nd overall
26-Apr	RB	Jonathon Brooks	Drafted 46th overall
26-Apr	CB	Jaycee Horn	Picked up fifth-year option
25-Apr	WR	Xavier Legette	Drafted 32nd overall
29-Mar	LB	Tae Davis	Agreed to terms
27-Mar	OLB	Jadeveon Clowney	Agreed to terms
27-Mar	S	Sam Franklin Jr.	Agreed to terms
22-Mar	S	Nick Scott	Agreed to terms
19-Feb	WR	David Moore	Agreed to terms
18-Mar	T	Yosh Nijman	Agreed to terms
16-Mar	OLB	K'Lavon Chaisson	Agreed to terms
15-Mar	S	Jordan Fuller	Agreed to terms
14-Mar	OLB	DJ Wonnum	Agreed to terms
13-Mar	C	Bradley Bozeman	Released
13-Mar	S	Vonn Bell	Released
13-Mar	TE	Hayden Hurst	Released
13-Mar	G	Robert Hunt	Agreed to terms
13-Mar	G	Damien Lewis	Agreed to terms
13-Mar	DT	A'Shawn Robinson	Agreed to terms

DATE	POS	NAME	TRANSACTION
13-Mar	LB	Josey Jewell	Agreed to terms
13-Mar	CB	Dane Jackson	Agreed to terms
13-Mar	OLB	Brian Burns	Traded to New York Giants
13-Mar	WR	Diontae Johnson	Acquired via trade
13-Mar	CB	Donte Jackson	Traded to Pittsburgh Steelers
13-Mar	RB	Raheem Blackshear	Tendered offer
13-Mar	CB	Troy Hill	Agreed to terms
12-Mar	WR	Ihmir Smith-Marsette	Agreed to terms
11-Mar	LS	JJ Jansen	Signed one-year extension



RECORDS

RECORDS: REGULAR INDIVIDUAL SERVICE

Most Games Played

260	J.J. Jansen, 2009-24
221	John Kasay, 1995-2010
182	Steve Smith, 2001-13

Most Games Started

167	Jordan Gross, 2003-13
161	Steve Smith, 2001-13
158	Thomas Davis, 2005-18

SCORING

POINTS

Most Points, Career

1,482	John Kasay, 1995-2010 [351 FG, 429 PAT]
742	Graham Gano, 2012-19 [165 FG, 247 PAT]
454	Steve Smith, 2001-13 [75 TD: 67-P, 2-R, 6-RET, 2PF: 2-P]

Most Points, Season

146	Graham Gano, 2015 [30 FG, 56 PAT]
145	John Kasay, 1996 [37 FG, 34 PAT]
130	John Kasay, 2008 [28 FG, 46 PAT]

Most Points, Game

24	2x, most recently, DeAngelo Williams, at New York Giants 12/21/08 [4-R]
20	2x, most recently, D'Onta Foreman, vs. Atlanta 10/30/22 [3-R, 2-pt.]
18	13x, most recently, Christian McCaffrey, vs Tennessee 11/3/19 [2-R, 1-P]

Most Consecutive Games, Scoring

105	John Kasay, 2004-10
98	Graham Gano, 2012-18
67	John Kasay, 1998-2004

TOUCHDOWNS

Most Touchdowns, Career

75	Steve Smith, 2001-13 [67-P, 6-RET, 2-R]
63	Cam Newton, 2011-19; 2021 [63-R]
58	Jonathan Stewart, 2008-17 [51-R, 7-P]

Most Touchdowns, Season

20	DeAngelo Williams, 2008 [18-R, 2-P]
19	Christian McCaffrey, 2019 [15-R, 2-P]
16	Muhsin Muhammad, 2004 [16-P]

Most Touchdowns, Game

4	DeAngelo Williams, at New York Giants 12/21/08 [4 rush]
	DeAngelo Williams, at Green Bay 11/30/08 [4 rush]
3	17x, most recently, D'Onta Foreman, vs Atlanta Falcons 10/30/22 [3 rush]

Most Consecutive Games, Scoring Touchdown

8	DeAngelo Williams, 2008
7	Christian McCaffrey, 2019
6	Patrick Jeffers, 1999

POINTS AFTER TOUCHDOWN (PATs)

Most PATs Attempted, Career

438	John Kasay, 1995-2010
260	Graham Gano, 2012-19
87	Eddy Piñeiro, 2022-24

Most PATs Attempted, Season

59	Graham Gano, 2015
46	John Kasay, 2008
45	Olindo Mare, 2011

Most PATs Attempted, Game

6	7x, most recently, Graham Gano, vs Tampa Bay 11/4/18
5	2x, most recently, Eddy Piñeiro, at Atlanta 1/5/25
4	49x, most recently, Eddy Piñeiro, vs Arizona 12/22/24

Most PATs Made, Career

429	John Kasay, 1995-2010
247	Graham Gano, 2012-19
64	Joey Slye, 2019-20

Most PATs Made, Season

56	Graham Gano, 2015
46	John Kasay, 2008
44	Olindo Mare, 2011

Most PATs Made, Game

6	Graham Gano, vs Tampa Bay 11/4/18
	Graham Gano, vs Miami 11/13/17
	Olindo Mare, vs Tampa Bay 12/24/11
	Shayne Graham, vs Cincinnati 12/8/02
	Richie Cunningham, vs New Orleans 1/2/00
	John Kasay, vs St. Louis 10/13/96

Most Consecutive PATs Made

157	John Kasay, 2005-09
107	Graham Gano, 2012-15
69	John Kasay, 1998-99, 2001

Most PATs, Season (no misses)

46	John Kasay, 2008
42	Graham Gano, 2013
34	Graham Gano, 2014

Most PATs, Game (no misses)

6	6x, most recently, Graham Gano, vs Tampa Bay 11/4/18
5	21x, most recently, Eddy Piñeiro, at Atlanta 1/5/25
4	41x, most recently, Eddy Piñeiro, vs Detroit 12/24/22

TWO-POINT CONVERSIONS

Most Two-Point Conversions, Career

2	Cam Newton, 2011-19
	Greg Olsen, 2011-19
	Steve Smith, 2001-13
	DeAngelo Williams, 2006-14
	Muhsin Muhammad, 1996-2004; 2008-09
	Kerry Collins, 1995-1998

Most Two-Point Conversions, Season

1	33x, most recently, Chuba Hubbard, vs Kansas City
---	---

Most Two-Point Conversions, Game

1	41x, most recently, Chuba Hubbard, vs Kansas City 11/24/24
---	--

FIELD GOALS

Most Field Goals Attempted, Career

424	John Kasay, 1995-2010
193	Graham Gano, 2012-19
90	Eddy Piñeiro, 2022-24

Most Field Goals Attempted, Season

45	John Kasay, 1996
38	2x, most recently, Graham Gano, 2016
36	2x, most recently, Graham Gano, 2015

Most Field Goals Attempted, Game

6	2x, most recently, John Kasay, at New Orleans 12/5/04
5	18x, most recently, Eddy Piñeiro, vs Tampa Bay 12/1/24
4	33x, most recently, Eddy Piñeiro, vs Kansas City 11/24/24

Most Field Goals Made, Career

351	John Kasay, 1995-2010
165	Graham Gano, 2012-19
80	Eddy Piñeiro, 2022-24

Most Field Goals, Season

37	John Kasay, 1996
33	Eddy Piñeiro, 2022
32	John Kasay, 2003

Most Field Goals, Game

6	John Kasay, at New Orleans 12/5/04
5	4x, most recently, Joey Slye, at Los Angeles Chargers 9/27/20
4	26x, most recently, Eddy Piñeiro, vs Kansas City 11/24/24

Most Field Goals, One Quarter

3	7x, most recently, Eddy Piñeiro, vs Pittsburgh Steelers 12/18/22 [4th]
---	--

Most Consecutive Games, Scoring Field Goals

19	John Kasay, 2007-08
18	Joey Slye, 2019-20
15	3x, most recently, Graham Gano, 2016-17

Most Consecutive Field Goals

28	Graham Gano, 2017-18
25	Eddy Piñeiro, 2022-23
20	Graham Gano, 2014-15

Longest Field Goal

63	Graham Gano, vs New York Giants 10/7/18
57	Zane Gonzalez, at Atlanta 10/31/21
56	3x, most recently, Eddy Piñeiro, vs Minnesota, 10/1/23

Longest Field Goal, Attempted

67	Joey Slye, at Kansas City 11/8/20 [WR]
65	2x, most recently, Joey Slye, at New Orleans 10/25/20 [S]
63	Graham Gano, vs New York Giants 10/7/18 [S]

Highest Field Goal Percentage, Career (Min 25 att)

92.86	Joe Nedney, 2000 [28-26]
88.90	Eddy Piñeiro, 2022-24 [90-80]
85.49	Graham Gano, 2012-19 [193-165]

Highest Field Goal Percentage, Season (Min 1 att per game)

96.67	Graham Gano, 2017 [29-30]
94.29	Eddy Piñeiro, 2022 [35-33]
92.86	Joe Nedney, 2000 [28-26]

Most Field Goals, No Misses, Game

6	John Kasay, at New Orleans 12/5/04
5	4x, most recently, Joey Slye, at Los Angeles Chargers 9/27/20
4	17x, Eddy Piñeiro, vs Kansas City 11/24/24

Most Field Goal Attempts, 50 or More Yards, Career

68	John Kasay, 1995-2010
26	Graham Gano, 2012-2018
17	Joey Slye, 2019-20

Most Field Goals Made, 50 or More Yards, Career

34	John Kasay, 1995-2010
16	Graham Gano, 2012-19
9	Joey Slye, 2019-20

Most Field Goals Made, 50 or More Yards, Season

8	Joey Slye, 2019
6	Graham Gano, 2013
5	Eddy Piñeiro, 2023

Most Field Goals Made, 50 or More Yards, Game

2	6x, most recently, Eddy Piñeiro, vs New Orleans 152 [54]
1	53x, most recently, Eddy Piñeiro, vs New York Giants [53]

RUSHING

RUSHING ATTEMPTS

Most Rushing Attempts, Career

1,699	Jonathan Stewart, 2008-17
1,432	DeAngelo Williams, 2006-14
981	Cam Newton, 2011-19, 2021

RECORDS: REGULAR INDIVIDUAL

Most Rushing Attempts, Season

318	Stephen Davis, 2003
300	Anthony Johnson, 1996
287	Christian McCaffrey, 2019

Most Rushing Attempts, Rookie, Season

184	Jonathan Stewart, 2008
182	Fred Lane, 1997
172	Chuba Hubbard, 2021

Most Rushing Attempts, Game

36	Nick Goings, at New Orleans 12/5/04
35	Fred Lane, vs New Orleans 11/1/98
34	Fred Lane, vs Dallas 12/8/97

RUSHING YARDS

Most Rushing Yards, Career

7,318	Jonathan Stewart, 2008-17
6,846	DeAngelo Williams, 2006-14
5,036	Cam Newton, 2011-19, 2021

Most Rushing Yards, Season

1,515	DeAngelo Williams, 2008
1,444	Stephen Davis, 2003
1,387	Christian McCaffrey, 2019

Most Rushing Yards, Rookie, Season

836	Jonathan Stewart, 2008
809	Fred Lane, 1997
706	Cam Newton, 2011

Most Rushing Yards, Game

210	DeAngelo Williams, at New Orleans 12/30/12
206	Jonathan Stewart, at New York Giants 12/27/09
186	DeAngelo Williams, vs. Tampa Bay 12/8/08

Most Games, 100 or More Rushing Yards, Career

18	DeAngelo Williams, 2006-14
16	Jonathan Stewart, 2008-17
12	Christian McCaffrey, 2017-22

Most Games, 100 or More Rushing Yards, Season

8	DeAngelo Williams, 2008
7	Stephen Davis, 2003
6	Christian McCaffrey, 2019

Most Consecutive Games, 100 or More Rushing Yards

4	3 players, most recently, DeAngelo Williams, 2008
---	---

Longest Run From Scrimmage

84	Christian McCaffrey, vs Jacksonville 10/6/19
77	DeAngelo Williams, at Arizona 11/1/09
76	Christian McCaffrey, at Arizona 9/22/19

AVERAGE RUSHING GAIN

Highest Average Rushing Gain, Career (min 100 att)

5.13	Cam Newton, 2011-19, 2021 (981-5,036)
4.78	DeAngelo Williams, 2006-2014 (1,432-6,846)
4.60	Christian McCaffrey, 2017-2022 (866-3,950)

Highest Average Rushing Gain, Season (min 100 att)

5.83	Cam Newton, 2012 (127-741)
5.60	Cam Newton, 2011 (126-706)
5.55	DeAngelo Williams, 2008 (273-1,515)

Highest Average Rushing Gain, Game (min 10 att)

12.10	DeAngelo Williams, at Arizona 10/14/07 (10-121)
11.83	Tshimanga Biakabutuka, at Washington 10/3/99 (12-142)
10.60	Christian McCaffrey, at Tampa Bay 12/2/18 (10-106)

RUSHING TOUCHDOWNS

Most Rushing Touchdowns, Career

63	Cam Newton, 2011-2019, 2021
51	Jonathan Stewart, 2008-2017
46	DeAngelo Williams, 2006-2014

Most Rushing Touchdowns, Season

18	DeAngelo Williams, 2008
15	Christian McCaffrey, 2019
14	Cam Newton, 2011

Most Rushing Touchdowns, Rookie, Season

14	Cam Newton, 2011
10	Jonathan Stewart, 2008
7	Fred Lane, 1997

Most Rushing Touchdowns, Game

4	2x, most recently, DeAngelo Williams, at New York Giants 12/21/08
3	8x, most recently, D'Onta Foreman, vs Atlanta 10/30/22
2	52x, most recently, Bryce Young, vs Atlanta 1/5/25

Most Consecutive Games Rushing For Touchdown

8	DeAngelo Williams, 2008
7	Christian McCaffrey, 2019
5	Cam Newton, 2021

PASSING

PASS ATTEMPTS

Most Pass Attempts, Career

4,106	Cam Newton, 2011-19, 2021
2,669	Jake Delhomme, 2003-09
1,723	Steve Beuerlein, 1996-2000

Most Pass Attempts, Season

571	Steve Beuerlein, 1999
-----	-----------------------

540	Chris Weinke, 2001
-----	--------------------

533	2x, most recently, Jake Delhomme, 2004
-----	--

Most Pass Attempts, Rookie, Season

540	Chris Weinke, 2001
527	Bryce Young, 2023
517	Cam Newton, 2011

Most Pass Attempts, Game

63	Chris Weinke, vs Arizona 12/30/01
61	Chris Weinke, vs New York Giants 12/10/06
58	Andy Dalton, at Seattle 9/24/23

COMPLETIONS

Most Completions, Career

2,440	Cam Newton, 2011-2019, 2021
1,580	Jake Delhomme, 2003-2009
1,041	Steve Beuerlein, 1996-2000

Most Completions, Season

343	Steve Beuerlein, 1999
340	Teddy Bridgewater, 2020
324	Steve Beuerlein, 2000

Most Completions, Rookie, Season

315	Bryce Young, 2023
310	Cam Newton, 2011
293	Chris Weinke, 2001

Most Completions, Game

36	2x, most recently, Teddy Bridgewater at Kansas City 11/8/20
34	Andy Dalton, at Seattle 9/24/23
33	2x, most recently, Teddy Bridgewater at Tampa Bay 9/20/20

Most Consecutive Passes Completed

18	Bryce Young, vs Minnesota 10/1/23
16	Cam Newton, at Detroit 11/18/18 (2) and vs Seattle 11/25/18 (14)
15	3x, most recently, Teddy Bridgewater, vs Denver 12/13/20

COMPLETION PERCENTAGE

Highest Completion Percentage, Career (min 200 att)

69.11	Teddy Bridgewater, 2020 (492-340)
64.22	Andy Dalton, 2023-24 (218-140)
62.12	Kyle Allen, 2018-19 (520-323)

Highest Completion Percentage, Season (Qualifiers)

69.11	Teddy Bridgewater, 2020 (492-340)
67.94	Cam Newton, 2018 (471-320)
62.97	Steve Beuerlein, 1998 (343-216)

Highest Completion Percentage, Rookie, Season

59.96	Cam Newton, 2011 (517-310)
59.77	Bryce Young, 2023 (527-315)
56.75	Matt Moore, 2007 (111-63)

Highest Completion Percentage, Game (min 20 att)

85.19	Jake Delhomme, at New Orleans 12/31/06 (27-23)
84.00	Cam Newton, at Tennessee 11/15/15 (25-21)
83.33	Cam Newton, vs Seattle 11/25/18 (30-25)

PASSING YARDS

Most Passing Yards, Career

29,725	Cam Newton, 2011-19, 2021
19,258	Jake Delhomme, 2003-09
12,690	Steve Beuerlein, 1996-2000

Most Passing Yards, Season

4,436	Steve Beuerlein, 1999
4,051	Cam Newton, 2011
3,886	Jake Delhomme, 2004

Most Passing Yards, Rookie, Season

4,051	Cam Newton, 2011
2,931	Chris Weinke, 2001
2,877	Bryce Young, 2023

Most Passing Yards, Game

432	Cam Newton, vs Green Bay 9/18/11
423	Chris Weinke, vs New York Giants 12/10/06
422	Cam Newton, at Arizona 9/11/11

Most Games, 300 or More Passing Yards, Career

20	Cam Newton, 2011-19, 2021
11	Jake Delhomme, 2003-2009
8	Steve Beuerlein, 1996-2000

Longest Pass Completion

91	Cam Newton (to Brandon Lafell), vs Tampa Bay 12/24/11 (TD)
89	Kerry Collins (to Willie Green), vs Atlanta 12/17/95 (TD)
88	3x, most recently, Cam Newton (to Ted Ginn, Jr.), vs Oakland 11/27/16 (TD)

AVERAGE PASSING GAIN

Highest Average Passing Gain, Career (min 1,500 att)

7.37	Steve Beuerlein, 1996-2000 (1,723-12,690)
7.24	Cam Newton, 2011-19, 2021 (4,106-29,725)
7.22	Jake Delhomme, 2003-09 (2,669-19,258)

Highest Average Passing Gain, Season (Qualifiers)

7.98	Cam Newton, 2012 (485-3,869)
7.94	Jake Delhomme, 2008 (414-3,288)
7.86	Jake Delhomme, 2005 (435-3,421)

Highest Average Passing Gain, Rookie, Season (Qualifiers)

7.84	Cam Newton, 2011 (517-4,051)
6.58	Matt Moore, 2007 (63-730)
6.27	Kerry Collins, 1995 (214-2,717)

Highest Average Passing Gain, Game (min 20 att)

12.65	Cam Newton, vs New Orleans 9/16/12 (20-253)
-------	---

RECORDS: REGULAR INDIVIDUAL

12:02	Cam Newton, vs Atlanta 12/19/15 (21-265)
12:50	Jake Delhomme, at New Orleans 12/28/08 (20-250)

TOUCHDOWN PASSES

Most Touchdown Passes, Career	
186	Cam Newton, 2011-19, 2021
120	Jake Delhomme, 2003-09
86	Steve Beuerlein, 1996-2000
Most Touchdown Passes, Season	
36	Steve Beuerlein, 1999
35	Cam Newton, 2015
29	Jake Delhomme, 2004
Most Touchdown Passes, Game	
5	4x, most recently, Cam Newton, at New York Giants 12/20/15
4	7x, most recently, Kyle Allen, at Arizona 9/22/19
3	45x, most recently, Bryce Young, at Atlanta 1/5/25
Most Consecutive Games, Touchdown Passes	
16	Cam Newton, 2014-15
13	Cam Newton, 2013-14
12	Steve Beuerlein, 1999-2000

HIGHEST PERCENTAGE, TOUCHDOWN PASSES

Highest %, Touchdown Passes, Career (min 1,500 att)	
4.99	Steve Beuerlein, 1996-2000 (1,723-86)
4.53	Cam Newton, 2011-19, 2021 (4,106-186)
4.50	Jake Delhomme, 2003-09 (2,669-120)
Highest %, Touchdown Passes, Season (Qualifiers)	
7.07	Cam Newton, 2015 (495-35)
6.30	Steve Beuerlein, 1999 (571-36)
5.52	Jake Delhomme, 2005 (435-24)
Highest %, Touchdown Passes, Rookie Season (Qualifiers)	
4.06	Cam Newton, 2011 (517-21)
3.23	Kerry Collins, 1995 (433-14)
2.70	Matt Moore, 2007 (111-3)

PASSES HAD INTERCEPTED

Most Passes Had Intercepted, Career	
113	Cam Newton, 2011-19, 2021
89	Jake Delhomme, 2003-09
54	Kerry Collins, 1995-1998
Most Passes Had Intercepted, Season	
21	Kerry Collins, 1997
19	2x, most recently, Chris Weinke, 2001
18	2x, most recently, Jake Delhomme, 2009
Most Consecutive Pass Attempts, None Intercepted	
180	Cam Newton, 2015-16
176	Cam Newton, 2012
159	Kyle Allen, 2018-19
Most Passes Had Intercepted, Game	
4	12x, most recently, Kyle Allen, vs Atlanta 11/17/19
3	37x, most recently, Bryce Young, vs Indianapolis 11/5/23
Most Attempts, No Interceptions, Game	
58	Andy Dalton, at Seattle 9/24/23
51	Chris Weinke, vs St. Louis 12/23/01
	Cam Newton, vs Tampa Bay 9/12/19
50	Jake Delhomme, vs New Orleans 1/2/05

LOWEST PERCENTAGE, PASSES HAD INTERCEPTED

Lowest %, Passes Had Intercepted, Career (min 1,500 att)	
2.75	Cam Newton, 2011-19, 2021 (4,106-113)
2.90	Steve Beuerlein, 1996-2000 (1,723-50)
3.33	Jake Delhomme, 2003-09 (2,669-89)
Lowest %, Passes Had Intercepted, Season (Qualifiers)	
1.90	Bryce Young, 2023 (527-11)
2.02	Cam Newton, 2015 (495-10)
2.24	Teddy Bridgewater, 2020 (492-11)
Lowest %, Passes Had Intercepted, Rookie Season (Qualifiers)	
1.90	Bryce Young, 2023 (527-11)
2.70	Matt Moore, 2007 (111-3)
3.01	Jimmy Clausen, 2010 (299-9)

RECEIVING

RECEPTIONS

Most Receptions, Career	
836	Steve Smith, 2001-13
696	Muhsin Muhammad, 1996-2004, 2008-09
524	Greg Olsen, 2011-19
Most Receptions, Season	
116	Christian McCaffrey, 2019
107	Christian McCaffrey, 2018
103	2x, most recently, Adam Thielen, 2023
Most Receptions, Rookie Season	
80	Christian McCaffrey, 2017
73	Kelvin Benjamin, 2014
55	DJ Moore, 2018
Most Receptions, Game	
15	Christian McCaffrey, at Indianapolis 12/22/19
14	2x, most recently, Christian McCaffrey, at Atlanta 9/16/18
12	Christian McCaffrey, vs Atlanta 12/23/18
Most Consecutive Games, Pass Reception	

106	Steve Smith, 2006-2013
83	Greg Olsen, 2012-2017
74	DJ Moore, 2018-2022

RECEIVING YARDS

Most Receiving Yards, Career	
12,197	Steve Smith, 2001-13
9,255	Muhsin Muhammad, 1996-2004, 2008-09
6,463	Greg Olsen, 2011-19
Most Receiving Yards, Season	
1,563	Steve Smith, 2005
1,421	Steve Smith, 2008
1,405	Muhsin Muhammad, 2004
Most Receiving Yards, Rookie Season	
1,008	Kelvin Benjamin, 2014
788	DJ Moore, 2018
754	Keary Colbert, 2004
Most Receiving Yards, Game	
201	Steve Smith, vs Minnesota 10/30/05
192	Muhsin Muhammad, at New Orleans 9/13/98
189	2x, most recently, Steve Smith, at Baltimore 10/15/06
Most Games, 100 or More Yards Receiving, Career	
43	Steve Smith, 2001-13
27	Muhsin Muhammad, 1996-2004, 2008-09
15	DJ Moore, 2018-2022
Most Games, 100 or More Yards Receiving, Season	
9	Steve Smith, 2005
8	Steve Smith, 2008
7	Muhsin Muhammad, 2004
Most Consecutive Games, 100 or More Yards Receiving	
5	Patrick Jeffers, 1999
4	Steve Smith, 2008, 2005
Longest Pass Reception	
91	Brandon LaFell, vs Tampa Bay 12/24/11 (TD)
89	Willie Green, vs Atlanta 12/17/95 (TD)
88	3x, most recently, Ted Ginn, Jr., at Oakland 11/27/16 (TD)

AVERAGE PER RECEPTION

Highest Average Per Reception, Career (min 100 rec)	
15.28	Ted Ginn, Jr., 2013, 2015-2016 (134-2,047)
14.59	Steve Smith, 2001-2013 (836-12,197)
14.47	Mark Carrier, 1995-98 (176-2,547)
Highest Average Per Reception, Season (min 50 rec)	
18.22	Steve Smith, 2008 (78-1,421)
18.08	DJ Moore, 2020 (66-1,193)
17.65	Steve Smith, 2011 (79-1,394)
Highest Average Per Reception, Game (min 3 rec)	
44.33	Ricky Proehl, vs Tampa Bay 11/9/03 (3-133)
36.75	Willie Green, vs Atlanta 12/17/95 (4-147)
35.00	Ed Dickson, at Atlanta 10/8/17 (5-175)

TOUCHDOWN RECEPTIONS

Most Touchdown Receptions, Career	
67	Steve Smith, 2001-2013
50	Muhsin Muhammad, 1996-2004, 2008-2009
44	Wesley Walls, 1996-2002
Most Touchdown Receptions, Season	
16	Muhsin Muhammad, 2004
12	3x, most recently, Steve Smith, 2005
10	2x, Ted Ginn Jr., 2015
Most Touchdown Receptions, Rookie Season	
9	Kelvin Benjamin, 2014
5	3x, most recently, Christian McCaffrey, 2017
4	2x, most recently, Xavier Legette, 2024
Most Touchdown Receptions, Game	
3	4x, most recently, Steve Smith, vs Houston 9/16/07
2	50x, most recently, Adam Thielen, at Tampa Bay 12/29/24
Most Consecutive Games, Touchdown Reception	
6	Patrick Jeffers, 1999
5	3x, most recently, Steve Smith 2009-10

INTERCEPTIONS

INTERCEPTIONS

Most Interceptions, Career	
27	Chris Gamble, 2004-12
25	Eric Davis, 1996-2000
18	Luke Kuechly, 2012-19
Most Interceptions, Season	
8	Doug Evans, 2001
7	2x, most recently, Kurt Coleman, 2015
6	4x, most recently, Ken Lucas 2005
Most Interceptions, Rookie Season	
6	Chris Gamble, 2004
4	Donte Jackson, 2018
3	4x, most recently, Robert Lester, 2013
Most Interceptions, Game	
3	Deon Grant, at Minnesota 9/22/02
2	26x, most recently, James Bradberry at Tampa Bay 10/13/19
Most Consecutive Games, Interception	
6	Doug Evans, 2001

RECORDS: REGULAR INDIVIDUAL

5	Kurt Coleman, 2015
3	3x, most recently, Eric Davis, 1999

INTERCEPTION RETURN YARDS

Most Interception Return Yards, Career	
421	Mike Minter, 1997-2006
326	Chris Gamble, 2004-2012
315	Richard Marshall, 2006-2010

Most Interception Return Yards, Season	
157	Chris Gamble, 2005
143	Julius Peppers, 2004
126	Doug Evans, 2001

Most Interception Return Yards, Game	
101	Chris Gamble, at Tampa Bay 11/6/05
99	Sam Franklin Jr., vs. Minnesota 10/1/23
97	Julius Peppers, at Denver 10/10/04

Longest Interception Return	
99	Sam Franklin Jr., vs. Minnesota 10/1/23 (TD)
97	Julius Peppers, at Denver 10/10/04
96	Tim McMyer, at San Francisco 11/5/95 (TD)

TOUCHDOWNS

Most Interception Returns for Touchdown, Career	
5	Captain Munnerlyn, 2009-13
4	Mike Minter, 1997-2006
2	6x, most recently Kurt Coleman, 2015-16

Most Interception Returns for Touchdown, Season	
2	5x, most recently Josh Norman, 2015

Most Interception Returns for Touchdown, Game	
1	38x, most recently, Troy Hill, at Miami 10/5/23

PUNTING

PUNTS

Most Punts, Career	
570	Jason Baker, 2005-11
350	Todd Sauerbrun, 2001-04
291	Ken Walter, 1997-2000

Most Punts, Season	
104	Todd Sauerbrun, 2002
98	Jason Baker, 2006
95	2x, most recently, Jason Baker, 2010

Most Punts, Rookie, Season	
85	Ken Walter, 1997
76	Brad Nortman, 2012
45	Joe Charlton, 2020

Most Punts, Game	
11	Todd Sauerbrun, vs Chicago 12/22/02
10	3x, most recently, Todd Sauerbrun, vs New York Jets 10/28/01
9	11x, most recently, Brad Nortman, vs Denver 11/11/12

Longest Punt	
76	Andy Lee, at Denver 9/8/16
73	Todd Sauerbrun, at Miami 11/4/01
72	3x, most recently, Brad Nortman, at Atlanta 12/28/14

Most Gross Punting Yards, Career	
25,064	Jason Baker, 2005-11
15,938	Todd Sauerbrun, 2001-04
13,022	Brad Nortman, 2012-15

Most Gross Punting Yards, Season	
4,735	Todd Sauerbrun, 2002
4,483	Jason Baker, 2006
4,419	Todd Sauerbrun, 2001

Most Gross Punting Yards, Game	
451	Brad Nortman, vs Denver 11/11/12
446	Tommy Barnhardt, vs New Orleans 10/22/95
445	Todd Sauerbrun, vs New York Jets 10/28/01

PUNTING AVERAGE

Highest Gross Punting Average, Career (min 100 punts)	
47.04	Johnny Hekker, 2022-24 (236-11,101)
45.54	Todd Sauerbrun, 2001-04 (350-15,938)
45.31	Michael Palardy, 2016-19 (243-11,011)

Highest Gross Punting Average, Season (Min. 40 punts)	
48.46	Johnny Hekker, 2022 (81-3,925)
47.77	Brad Nortman, 2013 (70-3,344)
47.52	Todd Sauerbrun, 2001 (93-4,419)

Highest Gross Punting Average, Rookie, Season (Qualifiers)	
46.27	Joseph Charlton, 2020 (45-2,082)
42.98	Brad Nortman, 2012 (76-3,267)
42.4	Ken Walter, 1997 (85-3,604)

Highest Gross Punting Average, Game (min 4 att)	
63.00	Andy Lee, at Denver 9/8/16 (4-252)
56.71	Brad Nortman, at Miami 11/24/13 (7-397)
55.83	Todd Sauerbrun, at Washington 10/21/01 (6-335)

Highest Net Punting Average, Season	
44.12	Johnny Hekker, 2022
43.02	Johnny Hekker, 2023
42.44	Michael Palardy, 2017

INSIDE THE 20

Most Punts Inside 20, Career	
169	Jason Baker, 2005-2011

112	Todd Sauerbrun, 2001-2004
91	Brad Nortman, 2012-2015

Most Punts Inside 20, Season

39	Johnny Hekker, 2022
35	Todd Sauerbrun, 2001
31	Jason Baker, 2006
	Todd Sauerbrun, 2002

Most Punts Inside 20, Game

5	2x, most recently, Joseph Charlton, at Washington 12/27/20
4	24x, most recently, Johnny Hekker, at New Orleans 1/8/23
3	54x, most recently, Johnny Hekker, at Tampa Bay 12/29/24

TOUCHBACKS

Most Touchbacks, Career

46	Todd Sauerbrun, 2001-04
42	Jason Baker, 2005-11
22	Brad Nortman, 2012-15

Most Touchbacks, Season

17	Todd Sauerbrun, 2001
12	2x, most recently, Jason Baker, 2006
9	Todd Sauerbrun, 2003

Most Touchbacks, Game

3	5x, most recently, Jason Baker, vs Jacksonville 9/25/11
2	22x, most recently, Johnny Hekker, at Chicago 10/6/24

PUNTS HAD BLOCKED

Most Punts Had Blocked, Game

2	Brad Nortman, at Minnesota 11/30/14
	Todd Sauerbrun, at New York Giants 12/28/03
1	14x, most recently, Lachlan Edwards, at Miami 11/28/21

PUNT RETURNS

PUNT RETURNS

Most Punt Returns, Career

178	Steve Smith, 2001-13
110	Winslow Oliver, 1996-98
82	Ted Ginn, Jr., 2013, 2015-16

Most Punt Returns, Season

55	Steve Smith, 2002
52	Winslow Oliver, 1996
44	2x, most recently, Steve Smith, 2003

Most Punt Returns, Rookie, Season

52	Winslow Oliver, 1996
34	Steve Smith, 2001
31	Captain Munnerlyn, 2009

Most Punt Returns, Game

9	Steve Smith, vs Detroit 9/15/02
7	2x, most recently, Mark Jones, at Oakland 11/9/08
6	7x, most recently, Ryan Robinson, vs Atlanta 11/11/07

FAIR CATCHES

Most Fair Catches, Career

72	Ted Ginn, Jr., 2013, 2015-16
47	Steve Smith, 2001-13
33	Winslow Oliver, 1996-98

Most Fair Catches, Season

30	Alex Erickson, 2021
26	Ted Ginn, Jr., 2013
24	Ted Ginn, Jr., 2016

Most Fair Catches, Game

5	2x, most recently, Tyrone Poole, at Atlanta 9/7/97
4	8x, most recently, Alex Erickson, at Buffalo 12/19/21
3	31x, most recently, Ihmir Smith-Marsette, vs Houston 10/29/23

PUNT RETURN YARDS

Most Punt Return Yards, Career

1,652	Steve Smith, 2001-13
1,173	Winslow Oliver, 1996-98
795	Ted Ginn, Jr., 2013, 2015-16

Most Punt Return Yards, Season

598	Winslow Oliver, 1996
475	Eric Guilford, 1995
470	Steve Smith, 2002

Most Punt Return Yards, Rookie, Season

598	Winslow Oliver, 1996
364	Steve Smith, 2001
278	Captain Munnerlyn, 2009

Most Punt Return Yards, Game

153	Steve Smith, vs Cincinnati 12/8/02
123	Mark Jones, at Oakland 11/9/08
107	Eric Guilford, vs Indianapolis 12/3/95

Longest Punt Return

87	Steve Smith, vs Cincinnati 12/8/02 (TD)
84	Winslow Oliver, at New Orleans 9/8/96 (TD)
79	3x, most recently, Ihmir Smith-Marsette, at Chicago 11/9/23 (TD)

PUNT RETURN AVERAGE

Highest Punt Return Average, Career (min 50 att)

10.66	Winslow Oliver, 1996-98 (110-1,173)
9.70	Ted Ginn, Jr., 2013, 15-2016 (82-795)
9.28	Steve Smith, 2001-13 (178-1,652)

Highest Punt Return Average, Season (Qualifiers)

12.15	Ted Ginn, Jr., 2013 (26-316)
11.50	Winslow Oliver, 1996 (52-598)

RECORDS: REGULAR INDIVIDUAL

11.40	Mark Jones, 2008 (39-443)
Highest Punt Return Average, Rookie, Season (Qualifiers)	
11.50	Winslow Oliver, 1996 (52-598)
10.71	Steve Smith, 2001 (34-364)
8.97	Captain Munnerlyn, 2009 (31-278)
Highest Punt Return Average, Game (min 3 att)	
51.00	Steve Smith, vs Cincinnati 12/8/02 (3-153)
34.33	Winslow Oliver, at New Orleans 9/8/96 (3-103)
31.00	Iheanyi Uwezuoke, vs San Diego 12/17/00 (3-93)

TOUCHDOWNS

Most Punt Returns for Touchdown, Career	
4	Steve Smith, 2001-2013
1	Seven players, most recently, Ihmir Smith-Marsette, 2023
Most Punt Returns for Touchdown, Season	
2	Steve Smith, 2002
1	7x, most recently, Ihmir Smith-Marsette, 2023
Most Punt Returns for Touchdown, Rookie, Season	
1	3x players, most recently, Corey Brown, 2014
Most Punt Returns for Touchdown, Game	
2	Steve Smith, vs Cincinnati 12/8/02 (61, 87)
1	7x, most recently, Ihmir Smith-Marsette, at Chicago 11/9/23

KICKOFF RETURNS

KICKOFF RETURNS

Most Kickoff Returns, Career	
233	Michael Bates, 1996-2000
98	Steve Smith, 2001-13
78	Rod Smart, 2002-05
Most Kickoff Returns, Season	
59	Michael Bates, 1998
56	Steve Smith, 2001
52	Michael Bates, 1999
Most Kickoff Returns, Game	
9	Michael Bates, at Atlanta 10/4/98
8	Raheem Blackshear, at New Orleans 9/8/24
7	3x, most recently, Raheem Blackshear, vs San Francisco 10/9/22

KICKOFF RETURN YARDS

Most Kickoff Return Yards, Career	
5,987	Michael Bates, 1996-2000
2,371	Steve Smith, 2001-13
1,731	Rod Smart, 2002-05
Most Kickoff Return Yards, Season	
1,480	Michael Bates, 1998
1,431	Steve Smith, 2001
1,287	Michael Bates, 1999
Most Kickoff Return Yards, Rookie, Season	
1,431	Steve Smith, 2001
623	DeAngelo Williams, 2006
598	Ryne Robinson, 2007
Most Kickoff Return Yards, Game	
252	Steve Smith, at St. Louis 11/1/01
204	Raheem Blackshear, at New Orleans 9/8/24
200	2x, most recently, Raheem Blackshear, vs San Francisco 10/9/22
Longest Kickoff Return	
103	Damiere Byrd, vs Tampa Bay 12/24/17 (TD)
101	Keaola Pihares, at Detroit 11/20/11 (TD)
100	2x, most recently, Rod Smart, vs New Orleans 10/5/03 (TD)

KICKOFF RETURN AVERAGE

Highest Kickoff Return Average, Career (min 50 ret)	
26.27	Raheem Blackshear, 2022-24 (66-1,734)
25.70	Michael Bates, 1996-2000 (233-5,987)
24.19	Steve Smith, 2001-13 (98-2,371)
Highest Kickoff Return Average, Season (Qualifiers)	
30.24	Michael Bates, 1996 (33-998)
27.26	Michael Bates, 1997 (47-1,281)
27.00	Raheem Blackshear, 2022 (19-513)
Highest Kickoff Return Average, Game (min 3 ret)	
50.33	Trenton Cannon, vs Tampa Bay 11/15/20 (3-151)
48.67	Damiere Byrd, vs Tampa Bay 12/24/17 (3-146)
46.67	2x, most recently, Keaola Pihares, at Detroit 11/20/11 (3-140)

TOUCHDOWNS

Most Kickoff Returns for Touchdowns, Career	
5	Michael Bates, 1996-2000
2	Steve Smith, 2001-13
1	3 players, most recently Damiere Byrd, 2016-17
Most Kickoff Returns for Touchdowns, Season	
2	2x, most recently, Steve Smith, 2001
1	6x, most recently, Damiere Byrd, 2017
Most Kickoff Returns for Touchdowns, Game	
1	10x, most recently, Damiere Byrd, vs Tampa Bay 12/24/17

COMBINED KICK RETURNS

COMBINED KICK RETURNS

Most Combined Kick Returns, Career	
276	Steve Smith, 2001-13 (178-P, 98-K)
241	Michael Bates, 1996-2000 (8-P, 233-K)
126	Ted Ginn, Jr., 2013, 2015-16 (82-P, 44-K)
Most Combined Kick Returns, Season	
90	Steve Smith, 2001 (34-P, 56-K)

81	Steve Smith, 2002 (55-P, 26-K)
79	Mark Jones, 2008 (39-P, 40-K)
Most Combined Kick Returns, Game	
10	Steve Smith, vs Detroit 9/15/02 (9-P, 1-K)
9	6x, most recently, Ted Ginn Jr., vs San Francisco 9/18/16 (3-P, 6 K)
8	6x, most recently, Raheem Blackshear, at New Orleans 9/8/24 (8-K)

YARDS GAINED

Most Combined Kick Return Yards, Career	
6,026	Michael Bates, 1996-2000 (39-P, 5,987-K)
4,023	Steve Smith, 2001-13 (1,652-P, 2,371-K)
1,789	Ted Ginn, Jr., 2013, 2015-16 (795-P, 994-K)
Most Combined Kick Return Yards, Season	
1,795	Steve Smith, 2001 (364-P, 1,431-K)
1,480	Michael Bates, 1998 (1,480-K)
1,401	Mark Jones, 2008 (443-P, 958-K)
Most Combined Kick Return Yards, Game	
267	Steve Smith, at St. Louis 11/1/01 (15-P, 252-K)
206	Steve Smith, vs New Orleans 10/14/01 (102-P, 104-K)
204	Raheem Blackshear, at New Orleans 9/8/24 (204-K)

TOUCHDOWNS

Most Combined Kick Returns for Touchdowns, Career	
6	Steve Smith, 2001-13 (4-P, 2-K)
5	Michael Bates, 1996-2000 (5-K)
1	9x, most recently, Ihmir Smith-Marsette, 2023 (1-P)
Most Combined Kick Returns for Touchdowns, Season	
3	Steve Smith, 2001 (1-P, 2-K)
2	2x, most recently, Steve Smith, 2002 (2-P)
Most Combined Kick Returns for Touchdowns, Game	
2	Steve Smith, vs Cincinnati 12/8/02 (2-P)
1	18x, most recently, Ihmir Smith-Marsette, at Chicago 11/9/23 (1-P)

FUMBLES

FUMBLES

Most Fumbles, Career	
58	Jake Delhomme, 2003-09
56	Cam Newton, 2011-19, 2021
44	Steve Beuerlein, 1996-2000
Most Fumbles, Season	
15	Jake Delhomme, 2003
13	3x, most recently, Kyle Allen, 2019
12	Jake Delhomme, 2004
Most Fumbles, Game	
5	Steve Beuerlein, at San Francisco 11/8/98
4	3x, most recently, Baker Mayfield, vs Cleveland 9/11/22
3	10x, most recently, Sam Darnold, at Tampa Bay 1/1/23

OPPONENTS FUMBLES RECOVERED

Most Opponents Fumbles Recovered, Career	
11	2x, most players, Thomas Davis, 2005-18
10	Julius Peppers, 2002-09, 2017-18
9	Luke Kuechly, 2012-19
Most Opponents Fumbles Recovered, Season	
5	Doug Evans, 2000
4	2 players, most recently, Yetur Gross-Mattes, 2022
3	11x, most recently, Frankie Luwu, 2021
Most Opponents Fumbles Recovered, Game	
2	10x, most recently, Shy Tuttle, at Denver 10/27/24

FORCED FUMBLES

Most Forced Fumbles, Career	
34	Julius Peppers, 2002-2009, 2017-2018
19	Charles Johnson, 2007-2018
18	Thomas Davis, 2005-2018
Most Forced Fumbles, Season	
8	Chris Harris, 2007
7	2 players, most recently, Charles Johnson, 2012
6	Sam Mills, 1995
Most Forced Fumbles, Game	
2	15x, most recently, Vernon Butler, at Tampa Bay 10/13/19

FUMBLE RETURN YARDS

Longest Fumble Return	
94	Rashard Anderson, vs New York Jets 10/28/01 (TD)
66	Kevin Greene, vs St. Louis 10/13/96 (TD)
60	Julius Peppers, at Atlanta 12/18/04 (TD)

TOUCHDOWNS

Most Fumble Returns for Touchdown, Career	
2	Jeremy Chinn, 2020
1	22x, most recently, Marquis Haynes Sr. and Michael Jordan, 2022
Most Fumble Returns for Touchdown, Season	
2	Jeremy Chinn, 2020
1	22x, most recently, Marquis Haynes Sr. and Michael Jordan, 2022
Most Fumble Returns for Touchdown, Game	
2	Jeremy Chinn, at Minnesota 11/29/20
1	22x, most recently, Michael Jordan, at New Orleans Saints 1/8/23

COMBINED NET YARDS

(VIA RUSHING, RECEIVING, INTERCEPTION RETURN, PUNT RETURN, KICKOFF RETURN, FUMBLE RETURN)

COMBINED ATTEMPTS

Most Combined Attempts, Career

RECORDS: REGULAR INDIVIDUAL

1,861	Jonathan Stewart, 2008-16
1,610	DeAngelo Williams, 2006-14
1,256	Christian McCaffrey, 2017-22
Most Combined Attempts, Season	
403	Christian McCaffrey, 2019
332	Stephen Davis, 2003
326	2x, most recently, Christian McCaffrey, 2018
Most Combined Attempts, Game	
42	Nick Goings, at New Orleans 12/5/04
37	2x, most recently, Christian McCaffrey, at Houston 9/29/19
35	2x, most recently, Fred Lane, at Dallas 12/8/97

YARDS GAINED

Most Combined Net Yards, Career	
12,584	Steve Smith, 2001-13
9,319	Muhsin Muhammad, 1996-2004, 2008-09
8,613	Jonathan Stewart, 2008-17
Most Combined Net Yards, Season	
2,392	Christian McCaffrey, 2019
1,994	Steve Smith, 2001
1,965	Christian McCaffrey, 2018
Most Combined Net Yards, Rookie Season	
1,994	Steve Smith, 2001
1,437	DeAngelo Williams, 2006
1,306	Christian McCaffrey, 2017
Most Combined Net Yards, Game	
313	Steve Smith, vs Cincinnati 12/8/02
269	Steve Smith, at St. Louis 11/11/01
237	2x, most recently, Christian McCaffrey, vs Jacksonville 10/6/19

TACKLES

TACKLES

Most Tackles, Career	
1,258	Thomas Davis, 2005-18
1,237	Luke Kuechly, 2012-19
953	Mike Minter, 1997-2006
Most Tackles, Season	
205	Luke Kuechly, 2012
176	Luke Kuechly, 2013
174	James Anderson, 2011
Most Tackles, Rookie Season	

205	Luke Kuechly, 2012
160	Jon Beason, 2007
116	Jeremy Chinn, 2020
Most Tackles, Game	
26	Luke Kuechly, vs New Orleans 12/22/13
20	James Anderson, vs New York Giants 9/20/12
19	Luke Kuechly, vs Atlanta 12/9/12

SACKS

SACKS

Most Sacks, Career	
97.0	Julius Peppers, 2002-09, 2017-18
67.5	Charles Johnson, 2007-17
55.5	Mike Rucker, 1999-2007
Most Sacks, Season	
15.0	2x, most recently, Greg Hardy, 2013
14.5	2x, most recently, Kevin Greene, 1996
13.5	Lamar Lathon, 1996
Most Sacks, Game	
4.0	Greg Hardy, at Atlanta 12/29/13
3.5	Charles Johnson, at Atlanta 9/30/12
3.0	20x, most recently, Mario Addison, at Arizona 9/22/19

BLOCKED KICKS

BLOCKED KICKS

Most Blocked Punts, Career	
3	Michael Bates, 1996-2000
1	8 players, most recently, Frankie Luva, 2021-23
Most Blocked Punts, Season	
1	11x, most recently, Frankie Luva, 2021
Most Blocked Punts, Game	
1	11x, most recently, Frankie Luva, vs Minnesota 10/17/21
Most Blocked Field Goals, Career	
8	Julius Peppers, 2002-09
3	Kris Jenkins, 2001-07
2	3 players, most recently, Yetur Gross-Matos, 2021-23
Most Blocked Field Goals, Season	
2	Yetur Gross Matos, 2022
	Vernon Butler, 2016
	Julius Peppers, 2007, 2006
Most Blocked Field Goals, Game	
1	25x, most recently, CJ Henderson, at New Orleans 1/8/23
Most Blocked Extra Points, Career	
1	6 players, most recently, CJ Henderson, 2022-23
Most Blocked Extra Points, Season	
1	6x, most recently, CJ Henderson, 2022
Most Blocked Extra Points, Game	
1	6x, most recently, CJ Henderson, at Atlanta Falcons 11/10/22

RECORDS: REGULAR TEAM

ATTENDANCE

ATTENDANCE	
Largest Home Attendance, Regular Season Game	
76,136	vs San Francisco 12/10/95 (Clemson)
74,532	vs Dallas 9/9/18
74,461	vs Green Bay 11/8/15
Largest Road Attendance, Regular Season Game	
93,262	at Dallas 10/3/21
90,909	at Dallas 11/26/15
90,588	at Dallas 9/28/09

GAMES WON

GAMES WON	
Most Wins, Regular Season	
15	2015
12	2013, 2008, 1996
11	2017, 2005, 2003
Most Consecutive Wins, Regular Season	
18	2014-15
8	2013
7	1996
Consecutive Games Without Defeat, Regular Season	
18	2014-15
8	2013
7	1996, 2002-03
Most Consecutive Wins, One Season	
14	2015
8	2013
Most Consecutive Wins, Start of Season	
14	2015
5	2003
3	2021, 2002, 1996
Most Consecutive Wins, End of Season	
7	1996
4	2014, 2012
Most Consecutive Home Wins, Regular Season	
11	2014-16
10	2017-18, 2014-15
Most Consecutive Road Wins, Regular Season	
9	2014-15
6	2006-07
5	1996-97
Most Shutout Wins, Regular Season	
1	2020, 2015, 2013, 2008, 2006, 1997, 1996
Most Consecutive Shutout Wins, Regular Season	
None	
Most Consecutive Overtime Wins, Regular Season	
3	2003

GAMES LOST

GAMES LOST	
Most Losses, Regular Season	
15	2001, 2023
14	2010
12	2024, 2021, 1998
Most Consecutive Losses, Regular Season	
15	2001
10	2019-20
9	2021-22, 1997-98
Most Consecutive Losses, Start of Season	
7	1998
6	2023
5	2010, 1995
Most Consecutive Losses, End of Season	
15	2001
8	2019
7	2021
Most Consecutive Home Losses, Regular Season	
8	2001
7	2006-07, 2021-22
6	1997-98
Most Consecutive Road Losses, Regular Season	
12	2010-11
9	2021-22, 2023
7	2001
Most Shutout Losses, Regular Season	
2	2002, 2023
1	1997
Most Consecutive Shutout Losses, Regular Season	
2	2023
Most Consecutive Overtime Losses, Regular Season	
5	2003-2012
4	1998-2001

SCORING

POINTS	
Most Points, Season	
500	2015
421	1999

414	2008
Fewest Points, Season	
196	2010
236	2023
253	2001
Most Points, Game	
52	vs Cincinnati 12/8/02
48	vs Tampa Bay 12/24/11
46	vs San Francisco 9/18/16
Fewest Points, Game	
0	5x, most recently, vs Tampa Bay 1/7/24
3	11x, most recently, vs Los Angeles Chargers 9/15/24
6	14x, most recently, at New Orleans 12/10/23
Most Points, Both Teams, Game	
84	Carolina [35] at Detroit [49] 11/20/11
83	Carolina [52] vs Cincinnati [31] 12/8/02
82	2x, most recently, Carolina [44] at Atlanta [38] 1/5/25
Fewest Points, Both Teams, Game	
9	Carolina [0] vs Tampa Bay [9] 1/7/24
12	Carolina [9] vs Buffalo [3] 9/17/17
13	2x, most recently, Carolina [10] at Atlanta [3] 12/24/06
Most Points Overcome to Win Game	
17	at Philadelphia 10/21/18 [0-17, won 21-17]
	at San Francisco 11/14/04 [0-17, won 37-27]
	vs Jacksonville 9/7/03 [0-17, won 24-23]
Most Points, First Half	
35	vs Tampa Bay 11/4/18
31	vs Washington 11/22/15
30	at New York Giants 12/28/03
Most Points, Second Half	
36	vs Cincinnati 12/8/02
34	at San Francisco 11/14/04
31	at New Orleans 12/30/12
Most Points, One Quarter	
24	3x, most recently, vs Tampa Bay 1/3/16 [2nd]
Most Points, First Quarter	
21	3x, most recently, vs Atlanta 12/13/15
Most Points, Second Quarter	
24	3x, most recently, vs Tampa Bay 1/3/16
Most Points, Third Quarter	
21	4x, most recently, vs Miami 11/13/17
Most Points, Fourth Quarter	
23	at Atlanta 10/2/16
21	5x, most recently, at Atlanta Falcons 10/30/22
Most Points, Overtime	
6	3x, most recently, at Atlanta 1/5/25
3	5x, most recently, vs New York Giants 11/10/24

GAMES

Most Consecutive Games Scoring	
359	2002-24
76	1997-2002
41	1995-1997

TOUCHDOWNS

Most Touchdowns, Season	
59	2015
50	1999
48	2011
Fewest Touchdowns, Season	
17	2010
23	2023
27	2001
Most Touchdowns, Game	
7	vs Cincinnati 12/8/02
6	7x, most recently, at Atlanta 1/5/25
5	24x, most recently, vs Arizona 12/22/24
Most Touchdowns, Both Teams	
11	4x, most recently, Carolina [6] at Atlanta [5] 1/5/25
10	6x, most recently, Carolina [3] at Pittsburgh [7] 11/8/18
9	8x, most recently, Carolina [3] at Miami [6] 10/15/23

POINTS AFTER TOUCHDOWN

Most Points After Touchdown, Season	
56	2015
46	2008, 1999
41	2011
Fewest Points After Touchdown, Season	
17	2010
22	2001
25	1997
Most Points After Touchdown, Game	
6	6x, most recently, vs Tampa Bay 11/4/18
5	22x, most recently, at Atlanta 1/5/25
4	24x, most recently, vs Detroit 12/24/22
Most Points After Touchdown, Both Teams, Game	
10	7x, most recently, Carolina [5] at Atlanta [5] 1/5/25
9	6x, most recently, Carolina [3] at Miami [6] 10/15/23
8	13x, most recently, Carolina [2] at Tampa Bay [6] 12/29/24

TWO-POINT CONVERSIONS

Most Two-Point Conversion Attempts, Season	
6	2016
5	2018
4	2022, 2021, 2001

RECORDS: REGULAR TEAM

Most Two-Point Conversion Attempts, Game

3	at New York Jets 11/26/17
2	8x, most recently, at Buffalo 12/19/21
1	42x, most recently, vs Kansas City 11/24/24

Most Two-Point Conversions, Season

3	2021, 2016, 2023
2	2018, 2011, 2009, 2004, 1998, 1997, 1995
1	2024, 2022, 2020, 2019, 2017, 2014, 2008, 2002, 2000

Most Two-Point Conversions, Game

2	at Atlanta 10/2/16
	vs St. Louis 12/20/97
	at New Orleans 11/26/95

FIELD GOALS

Most Field Goal Attempts, Season

45	1996
38	2016, 2003
36	2020, 2015

Fewest Field Goal Attempts, Season

21	2018, 2012
25	2004, 2002
26	2024, 1998, 1997

Most Field Goal Attempts, Game

6	2x, most recently, at New Orleans 12/5/04
5	18x, most recently, vs Tampa Bay 12/1/24
4	32x, most recently, vs Kansas City 11/24/24

Most Field Goal Attempts, Both Teams, Game

8	10x, most recently, Carolina (5) vs Tampa Bay (5) 12/1/24
---	---

Most Field Goals, Season

37	1996
33	2022
32	2003

Fewest Field Goals, Season

15	2002
16	2012
19	2018, 1998

Most Field Goals, Game

6	at New Orleans 12/5/04
5	4x, most recently, at Los Angeles Chargers 9/27/20

Most Field Goals, Both Teams, Game

7	12x, most recently, Carolina (3) at Seattle (4) 9/24/23
6	21x, most recently, Carolina (2) vs Tampa Bay (4) 12/26/21
5	65x, most recently, Carolina (2) vs Atlanta (3) 10/13/24

Most Consecutive Games Scoring Field Goals

19	2007-08
18	2019-20
16	1996-97, 2016-17

SAFETIES

Most Safeties, Season

2	2019, 2011, 2009, 1996
---	------------------------

Most Safeties, Game

1	16x, most recently, vs Philadelphia 10/10/21
---	--

Most Safeties, Both Teams, Game

1	28x, most recently, at New York Giants 10/24/21
---	---

FIRST DOWNS

FIRST DOWNS

Most First Downs, Season

357	2015
356	2018
347	2014

Fewest First Downs, Season

225	2010
236	2001
238	2002

Most First Downs, Game

33	at New Orleans 12/6/15
32	at New Orleans 10/16/16
30	4x, last vs. Detroit Lions 12/24/22

Fewest First Downs, Game

6	at Buffalo 9/10/95
7	5x, most recently, vs Los Angeles Chargers 9/15/24
8	4x, most recently, at Los Angeles Rams 10/16/22

Most First Downs, Rushing, Season

139	2011
136	2015
123	2012, 2009

Fewest First Downs, Rushing, Season

63	2000
68	2001, 1998
74	1995

Most First Downs, Rushing, Game

16	2x, most recently, vs Detroit 12/24/22
15	vs New York Giants 9/22/13
14	2x, most recently at Seattle 12/11/23

Fewest First Downs, Rushing, Game

0	5x, most recently, vs Pittsburgh 12/18/22
1	12x, most recently, at Tampa Bay 9/9/12
2	38x, most recently, at Tampa Bay 12/29/24

Most First Downs, Passing, Season

230	2019
212	2018
208	1999

Fewest First Downs, Passing, Season

125	2010
133	2002
138	2022

Most First Downs, Passing, Game

20	3x, most recently, at Atlanta 9/16/18
19	5x, most recently, at Green Bay 11/10/19
18	14x, most recently, vs New Orleans 9/19/21

Fewest First Downs, Passing, Game

1	at Atlanta 12/14/06
2	2x, most recent, vs Tampa Bay 1/7/24
3	9x, most recently, vs Los Angeles Chargers 9/15/24

Most First Downs, Penalty, Season

40	2000
39	2005, 1996
36	2023

Fewest First Downs, Penalty, Season

14	2009
17	2008
19	1995

Most First Downs, Penalty, Game

7	vs Chicago 10/18/20
6	7x, most recently, vs Houston 10/29/23
5	11x, most recently, 12/15/24

PLAYS

PLAYS

Most Plays, Season

1,106	2021
1,096	2023
1,077	2019

Fewest Plays, Season

938	2008
960	2002
962	2010

Most Plays, Game

88	at New England 10/29/95 (OT)
84	vs Atlanta 12/23/18
83	vs Arizona 12/30/01

Fewest Plays, Game

42	vs Cincinnati 9/26/99
43	3x, most recently, at Washington 10/20/24
44	2x, most recently, at Los Angeles Rams, 10/16/22

Most Plays, Drive

20	vs Kansas City 11/13/16 (Punt)
19	at New Orleans 11/8/09 (FG)
18	5x, most recently, vs Green Bay 11/10/19 (end game)

NET YARDS

NET YARDS

Most Net Yards, Season

6,237	2011
5,972	2018
5,871	2015

Fewest Net Yards, Season

4,135	2010
4,254	2001
4,280	2002

Most Net Yards, Game

570	vs Detroit Lions, 12/24/22
548	vs Miami 11/13/17
543	at Chicago 10/27/11

Fewest Net Yards, Game

113	at Buffalo 9/10/95
119	at Pittsburgh 12/23/10
122	vs Atlanta 11/24/02

Most Net Yards, Drive

99	4x, most recently, vs Tampa Bay 10/13/19 (TD)
98	4x, most recently, at Denver 10/27/24 (TD)
97	at Atlanta 12/18/04 (TD)

Most Consecutive Games, 300 or More Net Yards

11	2004-05, 2011-12
9	1999
8	2003, 2015-16

Highest Average Gain, Season

6.24	2011 (999-6,237)
5.96	2008 (938-5,595)
5.91	2018 (1,011-5,972)

Lowest Average Gain, Season

4.11	2023 (1,096-4,510)
4.30	2010 (962-4,135)
4.41	2001 (965-4,254)

RUSHING

RUSHING ATTEMPTS

Most Rushing Attempts, Season

RECORDS: REGULAR TEAM

526	2015
525	2009
522	2003

Fewest Rushing Attempts, Season

354	2001
356	1999
363	2000

Most Rushing Attempts, Game

52	at Atlanta 12/24/06
48	2x, most recently, at Tampa Bay 10/18/09
47	2x, most recently, at Atlanta 11/10/22

Fewest Rushing Attempts, Game

10	vs Pittsburgh 9/21/14
11	vs Pittsburgh 12/17/06
12	2x, most recently, at Oakland 12/24/00

Most Rushing Attempts, Both Teams, Game

76	Carolina [35] at New York Giants [41] 12/21/08 [OT]
75	Carolina [32] at Buffalo [43] 9/10/95
73	3x, most recently, Carolina [41] vs New Orleans [32] 1/8/23

Fewest Rushing Attempts, Both Teams, Game

35	Carolina [24] at Kansas City [11] 11/8/20
37	Carolina [13] at Green Bay [24] 12/12/99
39	Carolina [14] vs New Orleans [25] 1/2/00

RUSHING YARDS

Most Rushing Yards, Season

2,498	2009
2,437	2008
2,408	2011

Fewest Rushing Yards, Season

1,186	2000
1,372	2001
1,458	1998

Most Rushing Yards, Game

320	vs Detroit Lions 12/24/22
299	vs Tampa Bay 12/8/08
294	vs Miami 11/13/17

Fewest Rushing Yards, Game

10	2x, most recently, at Tampa Bay 9/9/12
11	vs San Diego 12/17/00
13	at Green Bay 12/12/99

Most Rushing Yards, Both Teams, Game

459	Carolina [158] at New York Giants [301] 12/21/08 [OT]
449	Carolina [243] vs Arizona [206] 12/22/24 [OT]
439	Carolina [203] vs San Francisco [236] 12/6/98 [OT]

Fewest Rushing Yards, Both Teams, Game

78	Carolina [28] at Detroit [50] 10/8/17
87	Carolina [25] at St. Louis [62] 10/31/10
91	Carolina [61] at Philadelphia [30] 10/27/96

AVERAGE RUSHING GAIN

Highest Average Gain, Rushing, Season

5.41	2011 (445-2,408)
5.13	2018 (416-2,136)
4.84	2008 (504-2,437)

Lowest Average Gain, Rushing, Season

3.27	2000 (363-1,186)
3.44	1996 (502-1,729)
3.45	2005 (487-1,679)

Highest Average Gain, Rushing, Game (min 15 att)

10.56	vs Jacksonville 10/6/19 (27-285)
8.84	at Tampa Bay 12/2/18 (19-168)
8.71	vs Tampa Bay 12/24/11 (31-270)

Lowest Average Gain, Rushing, Game (min 15 att)

0.73	vs San Diego 12/17/00 (15-11)
1.00	at Detroit 10/8/17 (28-28)
1.31	vs Pittsburgh Steelers 12/14/22 (16-21)

RUSHING TOUCHDOWNS

Most Rushing Touchdowns, Season

30	2008
26	2011
21	2012

Fewest Rushing Touchdowns, Season

7	2023, 2010, 2007, 2006, 2000
9	2003, 2001, 1996
10	2014, 2004, 1995

Most Rushing Touchdowns, Game

5	3x, most recently, at New Orleans 12/30/12
4	4x, most recently, vs Tampa Bay 11/4/18
3	21x, most recently, at Atlanta 1/5/25

PASSING

PASSING ATTEMPTS

Most Pass Attempts, Season

633	2019
599	2021
586	2023

Fewest Pass Attempts, Season

414	2008
449	2005
457	2022

Most Pass Attempts, Game

63	vs Arizona 12/30/01
61	vs New York Giants 12/10/06
58	at Seattle 9/24/23

Fewest Pass Attempts, Game

7	at Atlanta 12/24/06
15	2x, most recently, at New Orleans 1/8/23
16	2x, most recently, vs Atlanta 11/10/22

Most Pass Attempts, Both Teams, Game

98	Carolina (53) vs Green Bay (45) 9/27/98
96	Carolina (47) at New Orleans (49) 10/16/16
95	Carolina (37) vs Houston (58) 9/20/15
94	Carolina (41) vs San Francisco (54) 11/18/01

Fewest Pass Attempts, Both Teams, Game

27	Carolina (7) at Atlanta (20) 12/24/06
34	Carolina (17) at Tampa Bay (17) 10/18/09
40	Carolina (15) New Orleans (25) 1/8/23

COMPLETIONS

Most Completions, Season

382	2019
378	2018
373	2020

Fewest Completions, Season

246	2008
255	2002
256	2010

Most Completions, Game

37	2x, most recently, at Kansas City 11/8/20
36	vs Arizona 12/30/01
34	2x, most recently, at Seattle 9/24/23

Fewest Completions, Game

4	at Atlanta 12/24/06
5	2x, most recently, at New Orleans 1/8/23
6	at Buffalo 9/10/95

Most Completions, Both Teams, Game

67	Carolina (37) at Kansas City (30) 11/8/20
62	Carolina (29) at Cincinnati (33) 10/12/14
61	Carolina (27) at New Orleans (34) 10/16/16

Fewest Completions, Both Teams, Game

10	Carolina (6) at Buffalo (4) 9/10/95
13	Carolina (4) at Atlanta (9) 12/24/06
20	3x, most recently, Carolina (5) New Orleans (15) 1/8/23

NET YARDS PASSING

Most Net Yards, Passing, Season

4,161	1999
3,888	2020
3,836	2018

Fewest Net Yards, Passing, Season

2,289	2010
2,694	2002
2,735	2007

Most Net Yards, Passing, Game

418	vs New York Giants 12/10/06
404	vs Green Bay 9/18/11
403	at Arizona 9/11/11

Fewest Net Yards, Passing, Game

11	at Atlanta 12/24/06
12	at Buffalo 9/10/95
20	vs Tampa Bay 10/27/02

Most Net Yards, Passing, Both Teams, Game

810	Carolina (329) at Atlanta (481) 10/12/16
763	Carolina (303) at New Orleans (460) 10/16/16
737	Carolina (326) at Tampa Bay (411) 1/1/23

Fewest Net Yards, Passing, Both Teams, Game

91	Carolina (62) vs Chicago (29) 10/10/10
105	Carolina (11) at Atlanta (94) 12/24/06
165	Carolina (83) vs Philadelphia (82) 9/13/09

TIMES SACKED

Most Times Sacked, Season

68	2000
65	2023
58	2019

Fewest Times Sacked, Season

20	2008
26	2003
28	2005

Most Times Sacked, Game

9	2x, most recently, at Philadelphia 11/10/14
8	6x, most recently, vs Minnesota 9/25/16
7	10x, most recently, vs Dallas 11/19/23

COMPLETION PERCENTAGE

Highest Completion Percentage, Season

67.82	2020 (550-373)
67.14	2018 (563-378)
62.34	2024 (547-341)

Lowest Completion Percentage, Season

48.98	1995 (537-263)
52.89	2010 (484-256)
54.12	1997 (534-289)

TOUCHDOWN PASSES

RECORDS: REGULAR TEAM

Most Touchdown Passes, Season

36	1999
35	2015
29	2004

Fewest Touchdown Passes, Season

9	2010
12	2001
13	2023

Most Touchdown Passes, Game

5	4x, most recently, vs New York Giants 12/20/15
4	7x, most recently, at Arizona 9/23/19
3	48x, most recently, at Atlanta 1/5/25

Most Touchdown Passes, Both Teams, Game

9	Carolina (5) at New York Giants (4) 12/20/15
8	Carolina (5) at New Orleans (3) 12/6/15
7	8x, most recently, Carolina (2) at Pittsburgh (5)

PASSES HAD INTERCEPTED

Most Passes Had Intercepted, Season

25	1995
24	1997
22	2002, 2001

Fewest Passes Had Intercepted, Season

10	2015, 2023
11	1996
12	2014, 2012, 2008

Most Passes Had Intercepted, Game

5	3x, most recently, vs New Orleans 1/3/21
4	4x, most recently, vs Atlanta 11/17/09
3	3x, most recently, vs Indianapolis 11/5/23

Most Passes Had Intercepted, Both Teams, Game

7	2x, most recently, Carolina (4) vs New Orleans (3) 10/10/10
6	10x, most recently, Carolina (3) at Arizona (3) 10/6/13
5	19x, most recently, Carolina (5) vs New Orleans (0) 1/3/21

PUNTING

PUNTS

Most Punts, Season

105	2002
100	2006
96	1995

Fewest Punts, Season

45	2020
61	2018
65	1999

Most Punts, Game

11	2x, most recently, vs Chicago 12/22/02
10	3x, most recently, vs New Orleans 10/22/95
9	11x, most recently, vs Denver 11/11/12

Fewest Punts, Game

1	11x, most recently, at New Orleans 10/25/20
2	37x, most recently, at Philadelphia 12/8/24
3	80x, most recently, at Atlanta 1/5/25

PUNTING YARDS

Most Gross Punting Yards, Season

4,735	2002
4,508	2006
4,419	2001

Fewest Gross Punting Yards, Season

2,082	2020
2,459	2000
2,562	1999

Most Gross Punting Yards, Game

451	vs Denver 11/11/12
446	vs New Orleans 10/22/95
445	vs New York Jets 10/28/01

Fewest Gross Punting Yards, Game

35	2x, most recently, at New England 10/1/17
38	at Cincinnati 10/12/14
42	vs Arizona 10/4/20

AVERAGE PUNTING YARDAGE

Highest Gross Punting Average, Season

48.46	2022 (41-3,925)
47.77	2013 (70-3,344)
47.01	2001 (94-4,419)

Lowest Punting Average, Season

37.26	2000 (66-2,459)
39.42	1999 (65-2,562)
40.49	1996 (78-3,158)

Highest Punting Average, Game

63.00	at Denver 9/8/16
60.00	vs Las Vegas 9/13/20
56.71	at Miami 11/24/13

Lowest Punting Average, Game

24.00	at New Orleans 12/28/08
24.33	vs Minnesota 11/30/14
25.50	at Atlanta 9/20/09

PUNTS HAD BLOCKED

Most Punts Had Blocked, Game

2	2x, most recently, at Minnesota 11/30/14
1	15x, most recently, at Tampa Bay 12/29/24

Most Consecutive Punts Without A Block

437	2014-2021
410	1995-2000
253	2021-2024

INSIDE THE 20

Most Punts Inside the Opponents 20 Yard Line, Season

39	2022
35	2001
31	2016, 2006, 2002

Fewest Punts Inside the Opponents 20 Yard Line, Season

18	1999
19	2021, 2011, 2000
20	2015, 2012, 1998

Most Punts Inside the Opponents 20 Yard Line, Game

6	vs Chicago 12/22/02
5	4x, most recently, at Washington 12/27/20

PUNT RETURNS

PUNT RETURNS

Most Punt Returns, Season

57	2002
55	1996
49	2006, 1995

Fewest Punt Returns, Season

20	2020
21	2000
24	2034, 2021, 2018

Most Punt Returns, Game

9	vs Detroit 9/15/02
7	2x, most recently, vs Oakland 11/9/08
6	12x, most recently, vs San Francisco 10/24/10

Fewest Punt Returns, Game

0	64x, most recently, at Atlanta 1/5/25
---	---------------------------------------

FAIR CATCHES

Most Fair Catches, Season

30	2021
26	2014, 2013
25	2015

Fewest Fair Catches, Season

6	2010
9	2024
10	2011

Most Fair Catches, Game

5	2x, most recently, at Atlanta 9/7/97
4	8x, most recently, at Buffalo 12/19/21
3	34x, most recently, vs Houston 10/29/23

PUNT RETURN YARDS

Most Punt Return Yards, Season

624	1996
500	1995
487	2002

Fewest Punt Return Yards, Season

117	2020
165	2018, 2004
171	2019

Most Punt Return Yards, Game

153	vs Cincinnati 12/8/02
128	vs New England 9/18/05
123	at Oakland 11/9/08

Fewest Punt Return Yards, Game

-10	vs Pittsburgh 9/21/14
-3	4x, most recently, at Seattle 9/24/23
-1	5x, most recently, at Tampa Bay 9/20/20

PUNT RETURN AVERAGE

Highest Punt Return Average, Season

11.35	1996 (55-624)
11.33	2000 (21-238)
10.83	2005 (41-444)

Lowest Punt Return Average, Season

4.59	2006 (49-225)
5.50	2011 (32-176)
5.85	2020 (20-117)

TOUCHDOWNS RETURNING PUNTS

Most Touchdowns, Punt Returns, Season

2	2002
1	8x, most recently 2023

Most Touchdowns, Punt Returns, Game

2	vs Cincinnati 12/8/02
1	8x, most recently, at Chicago 11/9/23

KICKOFF RETURNS

KICKOFF RETURNS

Most Kickoff Returns, Season

76	2001, 1998
74	2010

66	1999
Fewest Kickoff Returns, Season	
22	2015
24	2023
26	2018
Most Kickoff Returns, Game	
9	2x, most recently, at New Orleans 9/8/24
7	13x, most recently, vs San Francisco 10/9/22
6	33x, most recently, at Washington 10/20/24

Most Kickoff Return Yards, Season	
1,834	1998
1,769	2001
1,619	2010
Fewest Kickoff Return Yards, Season	
407	2015
582	2018
612	2013
Most Kickoff Return Yards, Game	
252	at St. Louis 1/11/01
232	at New Orleans 9/8/24
200	2x, most recent, vs San Francisco 10/9/22

Highest Kickoff Return Average, Season	
26.54	2023 [24-637]
26.20	1996 [50-1,310]
25.31	2020 [29-734]

18.50	2015 [22-407]
19.10	2007 [60-1,146]
19.35	2006 [62-1,200]

Most Touchdowns, Kickoff Returns, Season	
2	2001, 1999
1	2017, 2011, 2003, 2000, 1998, 1996
Most Touchdowns, Kickoff Returns, Game	
1	10x, most recently, vs Tampa Bay 12/24/17

Most Fumbles, Season	
39	1998
33	2003, 2001
31	2010
Fewest Fumbles, Season	
12	2015, 2013, 2008
13	2020, 2016, 2011
17	2024
Most Fumbles, Game	
6	4x, most recently, at Tampa Bay 1/1/23
5	7x, most recently, vs Cleveland 9/11/22
4	17x, most recently, at Chicago 10/6/24
Fewest Fumbles, Game	
0	131x, most recently, vs Arizona 12/22/24

Most Fumbles Lost, Season	
19	1999
18	2002
17	1998
Fewest Fumbles Lost, Season	
5	2020
6	2018, 2017, 2013, 2011
7	2024, 2008
Most Fumbles Lost, Game	
4	3x, most recently, vs Tennessee 10/19/03
3	14x, most recently, at Houston 9/29/19
2	61x, most recently vs Dallas 12/15/24

Most Fumbles Recovered, Own and Opponents, Season	
35	1998 [21 own, 14 opp]
30	2005 [11 own, 19 opp]
29	2001 [20 own, 9 opp]
Fewest Fumbles Recovered, Own and Opponents, Season	
13	2016 [3 own, 10 opp]
14	2023 [11 own, 3 opp]
15	2024 [8 own, 7 opp]
Most Fumbles Recovered, Own and Opponents, Game	
7	at San Francisco 11/8/98 [4 own, 3 opp]
5	9x, most recently, vs Cleveland 9/11/11
4	14x, most recently, at New Orleans 11/1/11
Most Own Fumbles Recovered, Season	
21	1998
20	2001
19	2022
Fewest Own Fumbles Recovered, Season	

3	2016
4	2015
6	2013, 2008
Most Opponents Fumbles Recovered, Season	
16	2000
15	2007
14	2015, 2005
Fewest Opponents Fumbles Recovered, Season	
2	2023
6	2019
7	2024, 2022, 2021, 2006
Most Opponents Fumbles Recovered, Game	
4	4x, most recently, vs Washington 11/22/15
3	5x, most recently, at Los Angeles Chargers 9/27/20
2	6x, most recently, at Denver 10/27/24

Most Touchdowns, Fumbles Recovered, Own and Opponents, Season	
3	1996 [3 opp], 2020 [3 opp]
2	2016 [2 opp], 2001 [1 own, 1 opp], 2008 [2 opp]
1	2019 [opp], 2018 [opp], 2017[opp], 2015 [own], 2012 [own], 2007[opp], 2005[opp], 2004[opp], 2002[opp]

3	1996, 2003
2	2023, 2009, 2002, 2001, 2000
1	2017, 2015, 2014, 2010, 2008, 2007

2 at Minnesota 11/29/20
1 18x most recently at New Orleans 1/8/23

Most Turnovers, Season	
41	1995 [25 ints, 16 fum]
40	2002 [22 ints, 18 fum]
39	1997 [24 ints, 15 fum]

Fewest Turnovers, Season	
19	2015 [10 ints, 9 fum], 2013 [13 ints, 6 fum], 2008 [12 ints, 7 fum]
20	2023 [10 ints, 10 fum]
21	2022 [13 ints, 8 fum], 2020 [16 ints, 5 fum]

Most Turnovers, Game

7	2x, most recently, vs Philadelphia 9/13/09 [5 ints, 2 fum]
6	6x, most recently, vs Atlanta 11/24/02 [4 ints, 2 fum]
5	7x, most recently, at New Orleans [5 ints]

Most Turnovers, Both Teams, Game	
10	Carolina [6] at New Orleans [4] 11/26/95
9	6x, most recently, Carolina [5] at New York Giants [4] 9/12/10
8	9x, most recentlv, Carolina [1] at Tampa Bay [7] 10/13/19

Fewest Turnovers, Both Teams, Game
0 15x most recently at Tampa Bay 12/29/24

Blocked Kicks, Season	
5	2012 [4 FG, 1 PAT], 2003 [3 FG, 1 PAT, 1 PUNT]
3	2016 [3 FG], 2002 [2FG, 1 PAT]
2	2019 [2 FG], 2007 [2 FG], 2006[2 FG], 2005[2 FG], 2004[2 FG]
Blocked Punts, Season	
1	2021, 2019, 2013, 2010, 2004, 2003, 1999, 1998, 1997, 1996, 1995
Blocked Field Goals, Season	
4	2022
3	2016, 2003
2	2007, 2006, 2005, 2002
Blocked PAT, Season	
1	2022, 2020, 2008, 2003, 2002, 2001

Fewest Penalties, Season	
80	2013
83	2017, 2014
84	2000
Most Penalties, Season	
123	2004
116	2003
118	2024
Fewest Penalties, Game	
0	vs Green Bay 12/14/97
1	10x, most recently, at Tampa Bay 1/9/22
2	13x, most recently, at Atlanta 1/5/25
Most Penalties, Game	
16	at Tampa Bay 9/14/03
14	at Dallas 10/13/02
13	2x, most recently vs Washington 10/23/23
Fewest Penalties, Both Teams, Game	
1	Carolina 0] vs Green Bay 11/12/14/97
2	Carolina 1] vs New Orleans 11/9/24/01
3	2x, most recently, Carolina 1] at Tampa
Most Penalties, Both Teams, Game	

RECORDS: REGULAR TEAM

33	Carolina [16] at Tampa Bay [17] 9/14/03
24	Carolina [16] at Tampa Bay [17] 9/14/03
23	Carolina [14] at Dallas [9] 10/13/02
YARDS PENALIZED	
Fewest Yards Penalized, Season	
637	2008
638	1996
671	2013
Most Yards Penalized, Season	
1,020	2004
1,013	2011
966	2003
Fewest Yards Penalized, Game	
0	vs Green Bay 12/14/97
1	vs Philadelphia 10/12/17
5	Sx, most recently at New Orleans 1/2/22
Most Yards Penalized, Game	
120	at Tampa Bay 9/14/03
115	at Arizona 11/14/21
106	at Dallas 10/13/02
Fewest Yards Penalized, Both Teams, Game	
10	Carolina [0] vs Green Bay [10] 12/14/97
15	Carolina [5] vs New Orleans [10] 9/24/17
20	2x, most recently, Carolina [10] at Tampa Bay [10] 1/9/22
Most Yards Penalized, Both Teams, Game	
288	Carolina [120] at Tampa Bay [168] 9/14/03
197	Carolina [91] vs Atlanta [106] 10/3/04
196	Carolina [105] vs Pittsburgh [91] 9/21/14

TIME OF POSSESSION

TIME OF POSSESSION	
Highest Average Time of Possession, Season	
32:17	2017
31:53	2013
31:46	2014
Lowest Average Time of Possession, Season	
27:23	2024
27:24	2010
27:29	2001
Highest Time of Possession, Game	
41:51	at New Orleans 12/5/04
41:47	at Atlanta 12/24/06
39:48	at New England 10/29/95 [OT]
Lowest Time of Possession, Game	
18:49	at Tampa Bay 12/29/24
19:52	at Atlanta 10/20/02
20:12	vs Atlanta 11/24/02
Highest Time of Possession, Drive	
11:18	at Buffalo 11/27/05 [16-74-FG]
11:01	vs Indianapolis 10/28/07 [18-80-TD]
10:36	at Atlanta 12/24/06 [16-73-TD]
Lowest Time of Possession, Scoring Touchdown	
0:03	vs San Francisco 11/14/04 [1-1]
0:05	4x, most recently at Seattle 12/11/22 [1-13]
0:06	4x, most recently, at New Orleans 12/30/12 [1-12]

Fewest Points Allowed, Season	
218	1996
241	2013
259	2005
Most Points Allowed, Season	
534	2024
470	2019
429	2011
Fewest Points Allowed, Game	
0	7x, most recently, vs. Detroit 11/22/20
3	12x, most recently, vs. Tampa Bay 10/23/22
6	10x, most recently, vs. Tampa Bay 12/1/13
Most Points Allowed, Game	
52	2x, most recently, at Pittsburgh 11/8/18
51	2x, most recently, at San Francisco 10/27/19
49	at Detroit 11/20/11
Fewest Touchdowns Allowed, Season	
21	2013
24	1996
27	2005
Most Touchdowns Allowed, Season	
61	2024
56	2019
50	2011
Fewest Touchdowns Allowed, Game	
0	35x, most recently, vs Tampa Bay 1/7/24
Most Touchdowns Allowed, Game	
7	4x, most recently, at San Francisco 10/27/19
6	12x, most recently, at Tampa Bay 12/29/24
5	23x, most recently, at Atlanta 1/5/25

FIRST DOWNS

Fewest First Downs Allowed, Season	
251	1996
262	2005
267	2006
Most First Downs Allowed, Season	
417	2024
360	2020
355	2019
Fewest First Downs Allowed, Game	
5	at Chicago 10/22/17
6	vs. New Orleans 09/19/21
7	2x, most recently, vs. Arizona 11/19/95
Most First Downs Allowed, Game	
33	2x, most recently, at Tampa Bay 12/29/24
31	at Atlanta 1/5/25
30	2x, most recently,vs. Cincinnati 11/6/22
Fewest First Downs Allowed, Rushing, Season	
69	2017, 1996
70	2013
72	2005
Most First Downs Allowed, Rushing, Season	
179	2024
128	2019
125	2022
Fewest First Downs Allowed, Rushing, Game	
0	2x, most recently, vs Detroit 11/22/20
1	14x, most recently, vs Washington 11/22/15
2	30x, most recently, at Seattle 12/1/12
Most First Downs Allowed, Rushing, Game	
20	at Atlanta 1/5/25
19	at Cincinnati Bengals 11/6/22
16	at Pittsburgh 12/26/99
Fewest First Downs Allowed, Passing, Season	
149	2006
155	2009, 2002
160	2005
Most First Downs Allowed, Passing, Season	
223	2016
211	2020
205	2024
Most First Downs Allowed, Passing, Game	
23	at New Orleans 1/1/12
22	vs Atlanta 12/9/12
21	vs Green Bay 9/27/88
Fewest First Downs Allowed, Passing, Game	
2	2x, most recently, at Chicago 10/22/17
3	4x, most recently,vs. New Orleans 09/19/21
4	6x, most recently, at San Diego 12/16/12
Fewest First Downs Allowed, Penalty, Season	
11	2001
13	2000
14	1995
Most First Downs Allowed, Penalty, Season	
35	2020
33	2024
32	2012, 2004
Most First Downs Allowed, Penalty, Game	
6	vs Atlanta 10/3/04
5	11x, most recently, vs. Dallas 11/19/23

OFFENSIVE PLAYS

Fewest Plays Allowed, Season	
948	2018
953	2017
972	2011
Most Plays Allowed, Season	
1,103	2022
1,072	1995
1,060	2010
Fewest Plays Allowed, Game	
37	at Chicago 10/22/17
41	vs Detroit 12/21/03
42	at Atlanta 12/24/06
Most Plays Allowed, Game	
84	4x, most recently, vs. Minnesota 10/17/21 [OT]
83	vs. San Francisco 11/18/01
82	vs. Houston 9/20/15
Fewest Rushing Plays Allowed, Season	
352	2013
353	2017
364	2015
Most Rushing Plays Allowed, Season	
592	2024
521	2001
508	2023
Fewest Rushing Plays Allowed, Game	
8	vs St. Louis 11/19/06
10	vs Arizona 10/30/16
11	5x, last at Kansas City 11/8/20
Most Rushing Plays Allowed, Game	
49	vs San Francisco 9/29/97
47	4x, most recently, vs Atlanta Falcons 9/10/06
46	vs Jacksonville 9/19/99
Fewest Passing Attempts Allowed, Season	
481	2023
490	2011, 1997
495	2009
Most Passing Attempts Allowed, Season	
650	2015
612	2016
586	1995
Fewest Passing Attempts Allowed, Game	
7	at Chicago 10/22/17
16	at Atlanta 9/23/01
17	2x, most recently, at Chicago 10/2/11
Most Passing Attempts Allowed, Game	
61	vs Tampa Bay 9/14/03
58	vs Houston 9/20/15
56	vs Atlanta 12/17/95
Most Plays Allowed, Drive	
24	at New Orleans 10/7/07 [BFG]
21	vs Pittsburgh 12/18/22 [TD]
19	2x, most recently, at Minnesota 9/21/08 [FG]

NET YARDS ALLOWED

Fewest Net Yards Allowed, Season	
4,522	2005
4,646	2002
4,725	2003
Most Net Yards Allowed, Season	
6,877	2024
6,042	2011
5,992	2019
Fewest Net Yards Allowed, Game	
96	vs Arizona 11/19/95
106	vs Detroit 12/21/03
111	vs St. Louis 11/19/06
Most Net Yards Allowed, Game	
617	at New Orleans 1/1/12
571	2x, most recently, vs Minnesota 10/17/21
551	at Tampa Bay 12/29/24
Most Net Yards Allowed, Drive	
99	2x, most recently, at Atlanta 10/2/16 [TD]
98	4x, most recently, vs. Tampa Bay 11/15/20 [TD]
97	3x, most recently, at Las Vegas 9/22/24 [TD]

RUSHING

Fewest Rushing Yards Allowed, Season	
1,391	2013
1,409	2017
1,415	2015
Most Rushing Yards Allowed, Season	
3,057	2024
2,301	2001
2,296	2019
Fewest Rushing Yards Allowed, Game	
14	vs Washington 11/22/15
24	vs Arizona 10/30/16
25	vs New York Jets 10/15/95

RECORDS: REGULAR DEFENSE

Most Rushing Yards Allowed, Game	
337	at St. Louis 11/1/01
301	at New York Giants 12/21/08 (OT)
264	vs Pittsburgh 9/21/14
Lowest Average Rushing Gain Allowed, Season	
3.50	1995 (450-1,576)
3.59	2005 (408-1,465)
3.69	2002 (448-1,653)
Highest Average Rushing Gain Allowed, Season	
5.16	2019 (445-2,296)
	2024 (592-3,057)
4.75	2020 (408-1,936)
4.70	2018 (384-1,804)
Lowest Average Rushing Gain Allowed, Game (min 15 att)	
1.11	at Philadelphia 10/27/96 (27-30)
1.61	at Philadelphia 11/10/14 (23-37)
1.68	at Atlanta 12/17/23 (31-52)
Highest Average Rushing Gain Allowed, Game (min 15 att)	
9.24	vs Atlanta 12/23/18 (21-194)
8.28	at Seattle 12/4/16 (29-240)
8.27	vs Washington 12/1/19 (30-248)
Fewest Rushing Touchdowns Allowed, Season	
4	2013
6	1996
7	2017
Most Rushing Touchdowns Allowed, Season	
31	2019
25	2023
24	2024
Most Rushing Touchdowns Allowed, Game	
5	3x, most recently, at Cincinnati 11/6/22
4	at St. Louis 11/11/01
3	25x, most recently, at Atlanta 1/5/25

PASSING

Fewest Net Passing Yards Allowed, Season	
2,916	2023
2,993	2002
3,000	2006
Most Net Passing Yards Allowed, Season	
4,291	2016
3,949	2011
3,868	2022
Fewest Net Passing Yards Allowed, Game	
29	vs Chicago 10/10/10
46	at San Francisco 11/10/13
49	vs Detroit 9/15/02
Most Net Passing Yards Allowed, Game	
481	at Atlanta 10/2/16
460	at New Orleans 10/16/16
411	at Tampa Bay 1/1/23
Fewest Touchdown Passes Allowed, Season	
14	2009
15	2005, 1995
17	2013, 1997, 1996
Most Touchdowns Passes Allowed, Season	
35	2024
32	2018
30	1998
Most Touchdown Passes Allowed, Game	
5	6x, most recently, at Tampa Bay 12/29/24
4	15x, most recently, at Dallas 10/3/21
3	55x, most recently, vs Dallas 12/15/24

SACKS

Most Sacks, Season	
60	2013, 1996
53	2019
52	2002
Fewest Sacks, Season	
23	2007
26	2001
27	2000, 2023
Most Sacks, Game	
9	at Atlanta 12/29/13
8	2x, most recently, at Arizona 9/22/19
7	8x, most recently, at Tampa Bay 10/13/19
Most Opponent Yards Lost Attempting to Pass, Season	
424	2013
371	1996
336	2002
Fewest Opponent Yards Lost Attempting to Pass, Season	
167	2001
170	2011
177	2007
Most Opponent Yards Lost Attempting to Pass, Game	
64	at Atlanta 9/30/12
62	vs St. Louis 11/19/06
59	vs Atlanta 12/13/15

INTERCEPTIONS

INTERCEPTIONS	
Most Passes Intercepted, Season	
26	2004
24	2015, 2001
23	2005
Fewest Passes Intercepted, Season	
7	2020
8	2023
9	2021, 2024
Most Passes Intercepted, Game	
6	vs. St. Louis 12/12/04
5	3x, most recently, at Tampa Bay 10/13/19
4	12x, most recently, vs. Cincinnati 9/23/18
Most Consecutive Games With an Interception	
14	1996
10	2001
9	2016, 2015, 2004
Most Interception Return Yards, Season	
440	2005
420	2004
374	2001
Fewest Interception Return Yards, Season	
72	1997
78	2017
86	2018
Most Interception Return Yards, Game	
130	vs Minnesota 10/1/23
117	at San Francisco 11/5/95
115	at Atlanta 12/28/14
Most Interceptions Returned for Touchdowns, Season	
4	2015, 2013
3	2012, 2003
2	2023, 2022, 2014, 2006, 2005, 2004, 2000, 1998, 1995
Most Interceptions Returned for Touchdowns, Game	
2	2x, most recently, at Dallas 11/26/15
1	34x, most recently, at Miami 10/15/23
Most Interceptions Returned for Touchdowns, Both Teams, Game	
2	9x, most recently, Carolina (0) at Indianapolis (2) 11/5/23

PUNTING

Fewest Opponent Punts, Season	
48	2024
51	2020
52	2011
Most Opponent Punts, Season	
103	2002
98	2006
95	1995
Fewest Opponent Punts, Game	
0	4x, most recently, at Atlanta 1/5/25
Most Opponent Punts, Game	
11	2x, most recently, at Oakland 11/9/08
10	3x, most recently, vs New Orleans 1/2/05
9	7x, most recently, vs New Orleans 1/3/10
Highest Opponent Gross Punting Average, Season	
47.9	2023 (81-3,877)
46.8	2016 (71-3,323)
46.3	2015 (78-3,611)
Lowest Opponent Punting Average, Season	
39.5	1999 (74-2,924)
39.8	2000 (58-2,311)
40.4	1995 (94-3,796)
Highest Opponent Punting Average, Game (min 3 punts)	
58.7	vs Dallas 11/19/23 (3-176)
58.0	vs Washington 12/1/19 (5-290)
56.7	2x, most recently, vs Cincinnati 9/29/24 (3-170)
Lowest Opponent Punting Average, Game (min 3 punts)	
25.7	vs San Francisco 12/18/99 (3-77)
28.3	at New England 12/13/09 (3-85)
28.7	at New York Giants 9/12/10 (3-86)
Most Opponent Punts Blocked, Season	
1	2021, 2019, 2013, 2010, 2006, 2004, 2003, 1999, 1998, 1997, 1996, 1995
Most Opponent Punts Blocked, Game	
1	11x, most recently, vs Minnesota 10-11-21
Most Consecutive Opponent Punts Without a Block	
420	2004-2010
369	2013-2019
266	2004-2010
Most Opponent Punts Inside 20 Yard Line, Season	
40	2006
31	2023, 2012, 2007, 2003
30	2009
Fewest Opponent Punts Inside 20 Yard Line, Season	
13	2000
14	1998
15	2011
Most Opponent Punts Inside 20 Yard Line, Game	
7	vs New Orleans 1/3/10
6	vs New York Giants 12/10/06

5 5x, most recently, at Tennessee 11/26/23

PUNT RETURNS

Fewest Opponent Punt Returns, Season

18	2020
20	1998
22	2018

Most Opponent Punt Returns, Season

63	2002
61	2006
55	2007

Fewest Punt Return Yards Allowed, Season

94	1998
158	1999
173	1996

Most Punt Return Yards Allowed, Season

579	2007
554	2002
488	2010

Fewest Punt Return Yards Allowed, Game

-4	4x, most recently, vs Kansas City 11/24/24
-3	5x, most recently, at Indianapolis 11/27/11
-2	3x, most recently, at New Orleans 11/24/19

Most Punt Return Yards Allowed, Game

195	at Indianapolis 12/22/19
168	at Denver 11/9/97
139	at New Orleans 12/29/02

Lowest Opponent Punt Return Average, Season

4.7	1998 [20-94]
4.9	1999 [32-158]
5.4	1996 [32-173]

Highest Opponent Punt Return Average, Season

15.5	2014 [28-435]
13.3	2011 [35-466]
12.2	2019 [40-487]

Longest Punt Return Allowed, Game

94	at Green Bay 11/18/07 [TD]
89	2x, most recently, at Arizona 9/11/11 [TD]
85	vs Philadelphia 9/13/09

Most Punt Returns for Touchdowns Allowed, Season

3	2019, 2011
2	1997
1	2020, 2016, 2015, 2014, 2012, 2010, 2009, 2008, 2007, 2006, 2003, 2001

Most Punt Returns for Touchdowns Allowed, Game

2	2x, most recently, at Indianapolis 12/22/19
1	16x, most recently, vs Denver 12/13/20

KICKOFF RETURNS

Fewest Opponent Kickoff Returns, Season

5	2019
7	2020
12	2017

Most Opponent Kickoff Returns, Season

80	2005
76	1999
71	1996

Most Opponent Kickoff Returns, Game

9	at New Orleans 12/5/04
8	2x, most recently, at Atlanta 1/1/06
7	15x, most recently, at Chicago 10/28/12

Fewest Kickoff Return Yards Allowed, Season

102	2019
144	2020
254	2017

Most Kickoff Return Yards Allowed, Season

1,702	2005
1,477	2004
1,439	1998

Fewest Kickoff Return Yards Allowed, Game

0	72x, most recently, at Denver 10/27/24
2	at Cleveland 12/9/18
5	2x, most recently, vs San Francisco 10/5/22

Most Kickoff Return Yards Allowed, Game

237	at New Orleans 12/5/04
-----	------------------------

199 at Arizona 10/14/07

190 vs Washington 11/22/15

Lowest Kickoff Return Average Allowed, Season

17.5	2000 [64-1,120]
18.1	2016 [23-417]
18.5	2002 [50-926]

Highest Kickoff Return Average Allowed, Season

32.4	2014 [18-584]
27.0	2011 [30-811]
26.6	2015 [34-905]

Longest Kickoff Return Allowed, Game

101	at San Francisco 11/16/97 [TD]
99	vs Washington 11/22/15 [TD]
97	2x, most recently, at Cincinnati 10/12/14 [OT]

Most Kickoff Returns for Touchdowns Allowed, Season

1	2015, 2009, 1998, 1997
---	------------------------

Most Kickoff Returns for Touchdowns Allowed, Game

1	4x, most recently, vs Washington 11/22/15
---	---

FUMBLES

Fewest Opponent Fumbles, Season

10	2023
15	2024
16	2022, 2019

Most Opponent Fumbles, Season

37	2000
36	2002
30	2007

Most Opponent Fumbles, Game

5	7x, most recently, vs Washington 11/22/15
---	---

TURNOVERS

Fewest Opponent Turnovers, Season

11	2023 [8 ints, 3 fum]
16	2021 [9 ints, 7 fum]
17	2024 [9 ints, 8 fum]
2022	[10 ints, 7 fum]

Most Opponent Turnovers, Season

42	2005 [23 ints, 19 fum]
39	2015 [24 ints, 15 fum]
38	3x, most recently, 2004 [26 ints, 12 fum]

Most Opponent Turnovers, Game

7	3x, most recently, at Tampa Bay 10/13/19 [5 int, 2 fum]
6	5x, most recently, at Arizona 11/1/09 [5 ints, 1 fum]
5	14x, vs San Diego 12/11/16

Most Consecutive Games, Opponent Turnovers

16	1996, 2012-13
13	2015-16
12	2020, 2004

TIME OF POSSESSION

Lowest Average Time of Possession Allowed, Season

27:42	2017
28:06	2013
28:13	2014

Highest Average Time of Possession Allowed, Season

32:36	2010, 2024
32:30	2001
31:50	1998

Lowest Time of Possession Allowed, Game

18:09	at New Orleans 12/5/04
18:13	at Atlanta 12/24/06
20:20	vs Seattle 10/8/00

Highest Time of Possession Allowed, Game

41:11	at Tampa Bay 12/29/24
40:08	at Atlanta 11/02/02
39:48	vs Atlanta 11/24/02

Highest Time of Possession Allowed, Drive

11:43	vs Pittsburgh 12/18/22 [TD 21p-91y]
11:34	at Minnesota 9/21/08 [FG 19p-75y]
10:22	at New Orleans 10/11/07 [Blocked FG 24p-93y]

RECORDS: REGULAR OPPONENT

SCORING

POINTS	
Most Points, Game	
30	Joe Mixon, at Cincinnati 11/6/22 (5TD: 4R, 1P)
24	2x, most recently, Tevin Coleman, at San Francisco 10/27/19 (4TD: 3-R, 1-P)
18	16x, most recently, Raheem Mostert, at Miami 10/15/23 (3TD: 2-R, 1-P)
TOUCHDOWNS	
Most Touchdowns, Game	
5	Joe Mixon, at Cincinnati 11/6/22 (4R, 1P)
4	2x, most recently, Tevin Coleman, at San Francisco 10/27/19 (3-R, 1-P)
3	15x, most recently, Raheem Mostert, at Miami 10/15/23 (2-R, 1-P)
POINTS AFTER TOUCHDOWN	
Most PATs Attempted, Game	
7	3x, most recently, Chris Boswell, at Pittsburgh 11/8/18
6	13x, most recently, Chase McLaughlin, at Tampa Bay 12/22/24
5	17x, most recently, Riley Patterson, at Atlanta 1/5/25
Most PATs, Game	
7	3x, most recently, Chris Boswell, at Pittsburgh 11/8/18
6	12x, most recently, Chase McLaughlin, at Tampa Bay 12/22/24
5	16x, most recently, Riley Patterson, at Atlanta 1/5/25
Most PATs, No Misses, Game	
7	3x, most recently, Chris Boswell, at Pittsburgh 11/8/18
6	12x, most recently, Chase McLaughlin, at Tampa Bay 12/22/24
5	15x, most recently, Riley Patterson, at Atlanta 1/5/25
TWO-POINT CONVERSIONS	
Most Two-Point Conversions, Game	
1	36x, most recently, Saquon Barkley, at Philadelphia 12/8/24
FIELD GOALS	
Most Field Goals Attempted, Game	
5	9x, most recently, Chase McLaughlin, at Tampa Bay 12/29/24
Most Field Goals, Game	
5	3x, most recently, Jason Myers, at Seattle 9/24/23
4	24x, most recently, Chase McLaughlin, at Tampa Bay 12/1/24
Most Field Goals, One Quarter	
3	8x, most recently, Jason Myers, Seattle 9/24/23 (2nd)
Longest Field Goal Attempted	
58	7x, most recently, Chad Ryland, vs Arizona 12/22/24 (G)
Longest Field Goal	
58	5x, most recently, Chad Ryland, vs Arizona 12/22/24 (G)
Most Field Goals, No Misses, Game	
5	3x, most recently, Jason Myers, at Seattle 9/24/23
4	21x, most recently, Chase McLaughlin, at Tampa Bay 12/1/24
Most Field Goals, 50 or More Yards, Game	
2	5x, most recently, Blake Grupe, at New Orleans 9/8/24 (57, 52)
SAFETIES	
Most Safeties, Game	
1	10x, most recently, Danielle Hunter, Minnesota 9/25/16
RUSHING	
RUSHING ATTEMPTS	
Most Rushing Attempts Game	
38	Ricky Williams, at New Orleans 10/15/00
34	Julius Jones, Dallas 12/24/05
33	2x, most recently, Ahman Green, Green Bay 9/13/04
RUSHING YARDS	
Most Rushing Yards, Game	
215	Derrick Ward, at New York Giants 12/21/08 (OT)
205	Matt Forte, at Chicago 10/2/11
202	Marshall Faulk, St. Louis 12/23/01
Longest Run From Scrimmage	
98	Ronald Jones III, Tampa Bay 11/15/20
89	Giovani Bernard, at Cincinnati 10/12/14 (TD)
81	Le'Veon Bell, Pittsburgh 9/21/14
AVERAGE RUSHING GAIN	
Highest Average Rushing Gain, Game (min 10 att)	
14.33	Derrick Ward, at New York Giants 12/21/08 (14-215)
12.90	Derrius Guice, Washington 12/1/19 (10-129)
12.20	Marshall Faulk, at St. Louis 11/1/01 (15-183)
RUSHING TOUCHDOWNS	
Most Rushing Touchdowns, Game	
4	2x, most recently, Joe Mixon, at Cincinnati 11/6/22
3	7x, most recently, Josh Jacobs, vs Las Vegas 9/13/20
2	49x, most recently, Kirk Robinson, at Atlanta 1/5/25
PASSING	
PASS ATTEMPTS	
Most Pass Attempts, Game	
61	Brad Johnson, at Tampa Bay 9/14/03 (OT)
58	Ryan Mallett, Houston 9/20/15
54	2x, most recently, Jameis Winston, at Tampa Bay 10/13/19
COMPLETIONS	
Most Completions, Game	
35	4x, most recently, Justin Herbert, at Los Angeles Chargers 9/27/20
34	6x, most recently, Tom Brady, at Tampa Bay 1/1/23
33	33x, most recently, Kirk Cousins, vs Minnesota 10/17/21

COMPLETION PERCENTAGE	
Highest Completion Percentage, Game (min 20 att)	
88.00	Ben Roethlisberger, at Pittsburgh 11/8/18 (25-22)
87.10	Tua Tagovailoa, at Miami 11/28/21 (27-31)
86.36	Aaron Rodgers, at Green Bay 10/19/14 (22-19)
PASSING YARDS	
Most Passing Yards, Game	
503	Matt Ryan, at Atlanta 10/2/16
465	Drew Brees, at New Orleans 10/16/16
432	Tom Brady, Tampa Bay 1/1/23
Longest Pass Completion	
94	Chris Chandler [to Jamal Anderson], at Atlanta 9/23/01 (TD)
93	Matt Ryan [to Olanide Zaccheaus], at Atlanta 12/8/19 (TD)
87	Drew Brees [to Brandin Cooks], at New Orleans 10/16/16 (TD)
AVERAGE PASSING GAIN	
Highest Average Passing Gain, Game (min 20 att)	
13.595	Matt Ryan, at Atlanta 10/2/16 (37-503)
13.593	Jameis Winston, Tampa Bay 12/24/17 (27-367)
13.12	Ben Roethlisberger, at Pittsburgh 11/8/18 (25-328)
TOUCHDOWN PASSES	
Most Touchdown Passes, Game	
5	6x, most recently, Baker Mayfield at Tampa Bay 12/29/24
4	15x, most recently, Dak Prescott at Dallas 10/3/21
3	52x, most recently, Cooper Rush vs Dallas 12/15/24
PASSES HAD INTERCEPTED	
Most Passes Had Intercepted, Game	
6	Chris Chandler, St. Louis 12/12/04
5	3x, most recently, Jameis Winston, at Tampa Bay 10/13/19
4	12x, most recently, Andy Dalton, vs Cincinnati
Most Pass Attempts, No Interceptions, Game	
51	Mike Glennon, at Tampa Bay 10/24/13
49	Tom Brady, Tampa Bay 10/23/22
48	Kirk Cousins, Minnesota 10/17/21
	Drew Brees, at New Orleans 10/3/10
RECEIVING	
RECEPTIONS	
Most Receptions, Game	
13	3x, most recently, Keenan Allen, at Los Angeles Chargers 9/27/20
12	2x, most recently, Julio Jones, at Atlanta 10/2/16
11	2x, most recently, Adam Thielen, vs Minnesota 10/17/21
RECEIVING YARDS	
Most Receiving Yards, Game	
300	Julio Jones, at Atlanta 10/2/16
208	Rod Gardner, at Washington 10/21/01
207	Mike Evans, at Tampa Bay 1/1/23
Longest Pass Reception	
94	Jamal Anderson [from Chris Chandler], at Atlanta 9/23/01 (TD)
93	Olanide Zaccheaus [from Matt Ryan], at Atlanta 12/8/19 (TD)
87	Brandin Cooks [from Drew Brees], at New Orleans 10/16/16 (TD)
AVERAGE PER RECEPTION	
Highest Average Per Reception, Game (min 3 rec)	
35.00	2x, most recently, Early Doucet, at Arizona 9/11/11 (3-105)
34.67	3x, most recently, Julio Jones, vs Atlanta 12/11/11 (3-104)
32.67	3x, most recently, Chris Godwin, vs Tampa Bay 12/24/17 (3-98)
TOUCHDOWN RECEPTIONS	
Most Touchdown Receptions, Game	
3	4x, most recently, Mike Evans, at Tampa Bay 1/1/23
2	61x, most recently, Drake London, at Atlanta 1/5/25
INTERCEPTIONS	
INTERCEPTIONS	
Most Interceptions, Game	
3	Andrew Adams, at Tampa Bay 12/2/18
2	35x, most recently, Kenny Moore, Indianapolis 11/5/23
INTERCEPTION RETURN YARDS	
Most Interception Return Yards, Game	
115	Kenny Moore, Indianapolis 11/5/23
88	J.C. Jackson, New England 11/07/21
85	Otis Smith, New England 1/6/02
Longest Interception Return	
88	J.C. Jackson, New England 11/07/21 (TD)
76	2x, most recently, Eddie Jackson, at Chicago 10/22/17
67	3x, most recently, Dante Fowler Jr., at Washington 10/20/24
TOUCHDOWNS	
Most Interceptions Returned for Touchdown, Game	
2	Kenny Moore, Indianapolis 11/5/23
1	53x, most recently, Dante Fowler Jr., at Washington 10/20/24
PUNTING	
PUNTS	
Most Punts, Game	
11	2x, most recently, Shane Lechler, at Oakland 11/9/08

RECORDS: REGULAR OPPONENT

10	3x, most recently, Mitch Berger, vs New Orleans 1/2/05
9	7x, most recently, Thomas Morstead, vs New Orleans 1/3/10

Longest Punt

79	Tress Way, Washington 12/1/19
75	Johnny Hekker, at Los Angeles Rams 11/6/16
74	2x, most recently, Jake Camarda, Tampa Bay 1/7/24

GROSS PUNTING AVERAGE

Highest Punting Average, Game (min 4 att)

58.00	Tress Way, Washington 12/01/19 (15-290)
55.20	Tim Masthay, at Green Bay 10/19/14 (5-276)
55.00	Jake Camarda, Tampa Bay 1/7/24 (6-330)

INSIDE THE 20

Most Punts Inside the 20, Game

7	Thomas Morstead, vs New Orleans 1/3/10
6	Jeff Feagles, vs New York Giants 12/10/06
5	5x, most recently, Ryan Stonehouse, at Tennessee 11/26/23

TOUCHBACKS

Most Touchbacks, Game

3	4x, most recently, Chris Kluge, vs Minnesota 12/29/09
2	15x, most recently, Jake Camarda, vs Tampa Bay 1/7/24

PUNTS HAD BLOCKED

Most Punts Had Blocked, Game

1	11x, most recently, Jordan Berry, Minnesota Vikings 10/17/21
---	--

PUNT RETURNS

PUNT RETURNS

Most Punt Returns, Game

8	Trindon Holliday, vs Denver 11/1/12
7	4x, most recently, Marcus Thigpen, at Miami 11/24/13
6	7x, most recently, Richie James, vs Tampa Bay 1/7/24

FAIR CATCHES

Most Fair Catches, Game

5	3x, most recently, Rashid Shaheed, at New Orleans 1/8/23
4	7x, most recently, Marvin Mims Jr., at Denver 10/27/24
3	28x, most recently, Jermaine Johnson, vs New Orleans 11/3/24

PUNT RETURN YARDS

Most Punt Return Yards, Game

195	Nyheim Hines, at Indianapolis 12/22/19
168	Darrien Gordon, at Denver 11/9/97
139	Michael Lewis, at New Orleans 12/29/02

Longest Punt Return

94	Tramon Williams, at Green Bay 11/18/07 (TD)
89	3x, most recently, Patrick Peterson, at Arizona 9/11/11 (TD)
85	DeSean Jackson, vs Philadelphia 9/13/09 (TD)

PUNT RETURN AVERAGE

Highest Punt Return Average, Game (min 3 ret)

65.00	Nyheim Hines, at Indianapolis 12/22/19
33.60	Darrien Gordon, at Denver 11/9/97 (5-168)
31.00	Harry Douglas, at Atlanta 11/23/08 (3-93)

TOUCHDOWNS

Most Punt Returns for Touchdowns, Game

2	2x, most recently, Nyheim Hines, at Indianapolis 12/22/19
1	16x, most recently, Diontae Spencer, Denver 12/13/20

KICKOFF RETURNS

KICKOFF RETURNS

Most Kickoff Returns, Game

8	2x, most recently, DeAndre Cobb, at Atlanta 1/1/06
7	5x, most recently, Justin Miller, vs New York Jets 11/13/05
6	14x, most recently, Maurice Hicks, vs San Francisco 12/2/07

KICKOFF RETURN YARDS

Most Kickoff Return Yards, Game

214	Aaron Stecker, at New Orleans 12/5/04
181	DeAndre Cobb, at Atlanta 1/1/06
177	Andre Roberts, Washington 11/22/15

Longest Kickoff Return

101	Terry Kirby, at San Francisco 11/16/97 (TD)
99	Andre Roberts, Washington 11/22/15 (TD)
97	2x, most recently, Adam Jones, at Cincinnati 10/12/14 (OT)

KICKOFF RETURN AVERAGE

Highest Kickoff Return Average, Game (min 3 ret)

47.30	Sammie Stroughter, at Tampa Bay 10/18/09 (3-142)
45.00	David Reed, Baltimore 11/21/10 (3-135)
44.33	Daniel Manning, Chicago 10/10/10 (3-133)

TOUCHDOWNS

Most Kickoff Returns for Touchdowns, Game

1	4x, most recently, Andre Roberts, Washington 11/22/15
---	---

COMBINED KICK RETURNS

COMBINED KICK RETURNS

Most Combined Kick Returns, Game

11	4x, most recently, Johnnie Lee Higgins, at Oakland 11/9/08 (7-P, 4-K)
10	6x, most recently, Trindon Holliday, vs Denver 1/11/12 (8-P, 2-K)
9	6x, most recently, Steve Bradshaw, at Arizona 10/14/07 (4-P, 5-K)

COMBINED KICK RETURN YARDS

Most Combined Kick Return Yards, Game

214	Aaron Stecker, at New Orleans 12/5/04 (214-K)
207	Roell Preston, Green Bay 9/27/98 (40-P, 167-K)
201	Michael Lewis, at New Orleans 12/29/02 (62-P, 139-K)

TOUCHDOWNS

Most Combined Kick Returns for Touchdowns, Game

2	2x, most recently, Nyheim Hines, at Indianapolis 12/22/19 (2-P)
1	20x, most recently, Diontae Spencer, Denver 12/13/20 (1-P)

COMBINED NET YARDS

(YARDS GAINED VIA RUSHING, RECEIVING, INTERCEPTION RETURN, PUNT RETURN, KICKOFF RETURN, AND FUMBLE RETURN)

COMBINED ATTEMPTS

Most Combined Attempts, Game

41	Ricky Williams, at New Orleans 10/15/00 (38-R, 3-P)
36	2x, most recently, Julius Jones, vs Dallas 12/24/05 (34-R, 2-P)
35	5x, most recently, Alvin Kamara, vs New Orleans 11/3/24 (29-R, 6-P)

Most Combined Net Yards, Game

300	Julio Jones, at Atlanta 10/27/16 (300-P)
252	Marshall Faulk, St. Louis 12/23/01 (202-R, 50-P)
235	Tim Dwight, Atlanta 11/28/99 (3-R, 102-P, 115-KOR,15-PR)

SACKS

SACKS

Most Sacks, Game

4.5	Mario Williams, at Buffalo 9/15/13
3.5	4x, most recently, Cameron Jordan, at New Orleans 01/02/22
3.0	19x, most recently, Alontae Taylor, at New Orleans 9/8/24

FUMBLES

FUMBLES

Most Fumbles, Game

5	Josh Johnson, at Tampa Bay 10/18/09
4	2x, most recently, Phillip Rivers, at San Diego 12/16/12
3	8x, most recently, Gardner Minshew, vs Jacksonville 10/6/19

Most Own Fumbles Recovered, Game

2	11x, most recently, Jameis Winston, New Orleans 5/25/22
---	---

Most Opponent Fumbles Recovered, Game

2	7x, most recently, Lavonte David, Tampa Bay 1/3/16
---	--

Longest Fumble Return

102	Travis Davis, at Pittsburgh 12/26/99 (TD)
90	Keith Mitchell, New Orleans 11/12/00 (TD)
75	Eddie Jackson, at Chicago 10/22/17 (TD)

TOUCHDOWNS

Most Touchdowns, Game (Opponents Recovered)

1	27x, most recently, D'Marco Jackson, New Orleans 12/10/23
---	---

Most Touchdowns, Game (Own Recovered)

1	2x, most recently, Steve Breaston, Arizona 12/19/10
---	---

BLOCKED KICKS

BLOCKED KICKS

Most Blocked Punts, Game

2	Osi Umenyiora, at New York Giants 12/28/03
1	17x, most recently, Joe Tryon, at Tampa Bay 12/29/24

Most Blocked Field Goals, Game

1	24x, most recently, Carl Granderson, New Orleans 9/19/21
---	--

Most Blocked Point After Touchdowns, Game

1	10x, most recently, Isaac Rochell, at Los Angeles Chargers 9/27/20
---	--

Longest Return of Blocked Field Goal

72	Aemas Williams, Arizona 11/19/95 (TD)
----	---------------------------------------

Most Touchdowns With Blocked Kick Recovery

1	7x, most recently, Justin Coleman, Miami 11/28/21 (P, 24 yds)
---	---



RECORDS: PLAYOFF INDIVIDUAL SERVICE

Most Games Played	
11	Thomas Davis, 2005-2018
10	John Kasay, 1995-2010
9	Julius Peppers, 2002-2009, 2017-2018
8	Jordan Gross, 2003-2013
	Steve Smith, 2001-2013
	Ryan Kalil, 2007-2018
	Jake Delhomme, 2003-2009
	Nick Gilling, 2001-2008
7	Brad Hoover, 2000-2009
	Jason Hyle, 2001-2008
	Dante Wesley, 2002-2005, 2007-2009
Most Games Started	
9	Julius Peppers, 2002-2009, 2017-2018
8	Jordan Gross, 2003-2013
	Steve Smith, 2001-2013
	Thomas Davis 2005-2018
7	Ryan Kalil, 2007-2018
	Jake Delhomme, 2003-2009

SCORING

POINTS	
Most Points, Career	
81	John Kasay, 10 games (21 FG, 18 PAT)
60	Steve Smith, 9 games (10 TD, 8-P, 1-R, 1-RET)
54	Graham Gano, 7 games (12 FG, 18 PAT)
Most Points, Postseason	
35	John Kasay, 2003 (9 FG, 8 PAT)
30	Steve Smith, 2005 (5 TD, 3-P, 1-R, 1-RET)
24	John Kasay, 2005 (6 FG, 6 PAT)
Most Points, Game	
17	John Kasay, vs Dallas 1/3/04 (5 FG, 2 PAT)
14	Graham Gano, at New Orleans 1/7/18 (4 FG, 2 PAT)
12	John Kasay, vs Dallas 1/5/97 (4 FG, 2 PAT)
	5x, most recently, Cam Newton, vs Arizona 1/24/16 (2 TD, 2-R)

TOUCHDOWNS	
Most Touchdowns, Career	
10	Steve Smith, 9 games (8-P, 1-R, 1-RET)
5	Jonathan Stewart, 6 games (5-R)
3	Muhsin Muhammad, 7 games (2-P, 1-RET)
Most Touchdowns, Postseason	
5	Steve Smith, 2005 (3-P, 1-R, 1-RET)
3	Jonathan Stewart, 2015 (3-R)
2	Muhsin Muhammad, 2003 (2-P, 1-RET)
	Steve Smith, 2003 (3-P)
	Kelvin Benjamin, 2014 (2-P)
	DeShaun Foster, 2003 (2-R)
	Cam Newton, 2015 (2-R)
1	Luke Kuechly, 2015 (2-RET)
Most Touchdowns, Game	
2	Cam Newton, vs Arizona 1/24/16 (2-R)
1	Jonathan Stewart, vs Seattle 1/17/16 (2-R)
	Kelvin Benjamin, at Seattle 1/10/15 (2-P)
1	Steve Smith, at Chicago 1/15/06 (2-P)
	Steve Smith, at New York Giants 1/8/06 (1-P, 1-R)

POINTS AFTER TOUCHDOWN (PATs)	
Most PATs Attempted, Career	
19	John Kasay, 10 games
18	Graham Gano, 7 games
Most PATs Attempted, Postseason	
10	Graham Gano, 2015
8	John Kasay, 2003
7	John Kasay, 2005
Most PATs Attempted, Game	
5	Graham Gano, vs Arizona 1/24/16
4	Graham Gano, vs Seattle 1/17/16
3	Graham Gano, vs Arizona 1/3/15
3	John Kasay, at Chicago 1/15/06
Most PATs, Career	
18	John Kasay, 10 games
18	Graham Gano, 7 games
Most PATs, Postseason	
10	Graham Gano, 2015
8	John Kasay, 2003
6	John Kasay, 2005
Most PATs, Game	
5	Graham Gano, vs Arizona 1/24/16
4	Graham Gano, vs Seattle 1/17/16
3	Graham Gano, vs Arizona 1/3/15

FIELD GOALS	
Most Field Goals Attempted, Career	
23	John Kasay, 10 games
15	Graham Gano, 7 games
Most Field Goals Attempted, Postseason	
11	John Kasay, 2003
6	John Kasay, 2005
5	John Kasay, 1996
	Graham Gano, 2017
5	Graham Gano, 2015

Most Field Goals Attempted, Game	
5	Graham Gano, at New Orleans 1/7/18
4	John Kasay, at St. Louis 1/10/04
	John Kasay, vs Dallas 1/3/04
	John Kasay, vs Dallas 1/5/97
Most Field Goals, Career	
21	John Kasay, 10 games
12	Graham Gano, 7 games
Most Field Goals, Postseason	
9	John Kasay, 2003
6	John Kasay, 2005
4	John Kasay, 1996
	Graham Gano, 2017
4	Graham Gano, 2015
Most Field Goals, Game	
5	John Kasay, vs Dallas 1/3/04
4	Graham Gano, at New Orleans 1/7/18
3	John Kasay, vs Dallas 1/5/97
	3x, most recently, John Kasay, at Chicago 1/15/06
Longest Field Goal	
58	Graham Gano, at New Orleans 1/7/18
52	John Kasay, at St. Louis 1/1/04
50	John Kasay, vs New England 2/1/04 (Super Bowl XXXVIII)
Longest Field Goal, Attempted	
58	Graham Gano, at New Orleans 1/7/18
53	John Kasay, at St. Louis 1/1/04 (LJ)
52	John Kasay, at St. Louis 1/1/04
Highest Field Goal Percentage, Career (min 5 att)	
91.30	John Kasay, 10 games (21-23)
80.00	Graham Gano, 7 games (12-15)
Highest Field Goal Percentage, Postseason (min 1 att per game)	
100.00	Graham Gano, 2013 (1-1)
81.82	John Kasay, 2005 (6-6)
	John Kasay, 1996 (6-6)
	John Kasay, 2003 (9-11)

RUSHING

RUSHING ATTEMPTS	
Most Rushing Attempts, Career	
101	Jonathan Stewart, 7 games
85	DeShaun Foster, 6 games
64	Stephen Davis, 4 games
Most Rushing Attempts, Postseason	
64	Stephen Davis, 2003
50	Jonathan Stewart, 2015
43	DeShaun Foster, 2005
Most Rushing Attempts, Game	
27	DeShaun Foster, at New York Giants 1/8/06
26	Stephen Davis, vs Dallas 1/3/04
24	Anthony Johnson, vs Dallas 1/5/97
	Jonathan Stewart, vs Arizona 1/3/15

RUSHING YARDS	
Most Rushing Yards, Career	
474	Jonathan Stewart, 7 games
401	DeShaun Foster, 6 games
315	Stephen Davis, 4 games
Most Rushing Yards, Postseason	
315	Stephen Davis, 2003
218	Jonathan Stewart, 2015
205	DeShaun Foster, 2005
Most Rushing Yards, Game	
151	DeShaun Foster, at New York Giants 1/8/06
123	Jonathan Stewart, vs Arizona 1/3/15
106	Jonathan Stewart, vs Seattle 1/17/16
Most Games, 100 or More Rushing Yards, Career	
2	Jonathan Stewart, 7 games
1	DeShaun Foster, 6 games
1	Stephen Davis, 4 games
	Anthony Johnson, 2 games
Most Games, 100 or More Rushing Yards, Postseason	
1	Jonathan Stewart, 2015, 2014
1	DeShaun Foster, 2005
	Stephen Davis, 2003
	Anthony Johnson, 1996
Longest Run From Scrimmage	
64	Stephen Davis, at St. Louis 1/10/04
59	Jonathan Stewart, vs Seattle 1/17/16
35	Jonathan Stewart, vs Arizona 1/3/15

RUSHING TOUCHDOWNS	
Most Rushing Touchdowns, Career	
5	Jonathan Stewart, 7 games
2	Cam Newton, 6 games
1	DeShaun Foster, 6 games
	Steve Smith, 9 games
	Stephen Davis, 4 games
	Brad Hoover, 8 games

RECORDS: PLAYOFF INDIVIDUAL

Most Rushing Touchdowns, Postseason

3	Jonathan Stewart, 2015
2	Cam Newton, 2015
	DeShaun Foster, 2003
1	Ted Ginn, Jr., 2015
	Jonathan Stewart, 2014 and 2008
	Steve Smith, 2005
	Stephen Davis, 2003
	Brad Hoover, 2003

Most Rushing Touchdowns, Game

2	Cam Newton, vs Arizona 1/24/16
	Jonathan Stewart, vs Seattle 1/17/16
1	Jonathan Stewart, vs Denver 2/7/16 (Super Bowl 50)
	Ted Ginn, Jr., vs Arizona 1/24/16
	Jonathan Stewart, vs Arizona 1/31/15
	Jonathan Stewart, vs Arizona 1/10/09
	Steve Smith, at New York Giants 1/8/06
	DeShaun Foster, vs New England 2/1/04 (Super Bowl XXXVIII)
	DeShaun Foster, at Philadelphia 1/18/04
	Stephen Davis, vs Dallas 1/31/04
	Brad Hoover, at St. Louis 1/10/04

PASSING

PASS ATTEMPTS

Most Pass Attempts, Career

226	Jake Delhomme, 8 games
224	Cam Newton, 7 games
59	Kerry Collins, 2 games

Most Pass Attempts, Postseason

102	Jake Delhomme, 2003
91	Cam Newton, 2015
90	Jake Delhomme, 2005

Most Pass Attempts, Game

41	Cam Newton, vs Denver 2/7/16 (Super Bowl 50)
40	Cam Newton, at New Orleans 1/7/18
37	Kerry Collins, at Green Bay 1/12/97

COMPLETIONS

Most Completions, Career

134	Cam Newton, 7 games
130	Jake Delhomme, 8 games
31	Kerry Collins, 2 games

Most Completions, Postseason

59	Jake Delhomme, 2003
54	Jake Delhomme, 2005
53	Cam Newton, 2015

Most Completions, Game

24	Cam Newton, at New Orleans, 1/7/18
	Jake Delhomme, at Chicago 1/15/06
23	Cam Newton, at Seattle 1/10/15
19	Cam Newton, vs Arizona 1/24/16
	Kerry Collins, at Green Bay 1/12/97

COMPLETION PERCENTAGE

Highest Completion Percentage, Career

59.82	Cam Newton, 6 games (224-134)
57.52	Jake Delhomme, 8 games (226-130)
52.54	Kerry Collins, 2 games (59-31)

Highest Completion Percentage, Postseason (Qualifiers)

64.00	Cam Newton, 2013 (25-16)
60.29	Cam Newton, 2014 (68-41)
60.00	Jake Delhomme, 2005 (90-54)
	Cam Newton, 2017 (24-40)

Highest Completion Percentage, Game (min 20 att)

72.73	Cam Newton, vs Seattle 1/17/16 (22-16)
	Jake Delhomme, at Chicago 1/15/06 (33-24)
68.18	Jake Delhomme, at New York Giants 1/8/06 (22-15)
67.86	Cam Newton, vs Arizona 1/24/16 (28-19)

PASSING YARDS

Most Passing Yards, Career

1,847	Jake Delhomme, 8 games
1,821	Cam Newton, 7 games
315	Kerry Collins, 2 games

Most Passing Yards, Postseason

987	Jake Delhomme, 2003
761	Cam Newton, 2015
655	Jake Delhomme, 2005

Most Passing Yards, Game

349	Cam Newton, at New Orleans 1/7/18
335	Cam Newton, vs Arizona 1/24/16
323	Jake Delhomme, vs New England 2/1/04 (Super Bowl XXXVIII)

Most Games, 300 or More Passing Yards, Career

2	Jake Delhomme, 8 games
2	Cam Newton, 7 games

Longest Pass Completion

86	Cam Newton (to Corey Brown), vs Arizona 1/24/16 (TD)
85	Jake Delhomme (to Muhsin Muhammad), vs New England 2/1/04 (TD) (Super Bowl XXXVIII)
70	Jake Delhomme (to Steve Smith), vs Dallas 1/3/04

TOUCHDOWN PASSES

Most Touchdown Passes, Career

12	Jake Delhomme, 8 games
10	Cam Newton, 7 games
3	Kerry Collins, 2 games

Most Touchdown Passes, Postseason

6	Jake Delhomme, 2003
5	Jake Delhomme, 2005
4	Cam Newton, 2014

Most Touchdown Passes, Game

3	Jake Delhomme, at Chicago 1/15/06
	Jake Delhomme, vs New England 2/1/04 (Super Bowl XXXVIII)
2	5x, most recently, Cam Newton, at New Orleans 1/7/18

PASSES HAD INTERCEPTED

Most Passes Had Intercepted, Career

10	Jake Delhomme, 8 games
7	Cam Newton, 6 games
3	Kerry Collins, 2 games

Most Passes Had Intercepted, Postseason

5	Jake Delhomme, 2008
4	Jake Delhomme, 2005
3	2x, most recently, Cam Newton, 2014

Most Passes Had Intercepted, Game

5	Jake Delhomme, vs Arizona 1/10/09
3	Jake Delhomme, at Seattle 1/22/06
2	3x, most recently, Cam Newton, at Seattle 1/10/15

RECEIVING

Most Receptions, Career

51	Steve Smith, 9 games
35	Greg Olsen, 7 games
20	Muhsin Muhammad, 7 games

Most Receptions, Postseason

27	Steve Smith, 2005
18	Steve Smith, 2003
16	Greg Olsen, 2015

Most Receptions, Game

12	Steve Smith, at Chicago 1/15/06
10	Steve Smith, at New York Giants 1/8/06
8	Greg Olsen, at New Orleans Saints 1/7/18

RECEIVING YARDS

Most Receiving Yards, Career

856	Steve Smith, 9 games
488	Greg Olsen, 7 games
407	Muhsin Muhammad, 7 games

Most Receiving Yards, Postseason

404	Steve Smith, 2003
352	Muhsin Muhammad, 2003
335	Steve Smith, 2005

Most Receiving Yards, Game

218	Steve Smith, at Chicago 1/15/06
163	Steve Smith, at St. Louis 1/10/04
140	Muhsin Muhammad, vs New England 2/1/04 (Super Bowl XXXVIII)

Most Games, 100 or More Yards Receiving, Career

3	Steve Smith, 9 games
2	Greg Olsen, 7 games
	Muhsin Muhammad, 7 games
1	Christian McCaffrey, 1 game
	Corey Brown, 5 games
	Ted Ginn, Jr., 4 games

Most Games, 100 or More Yards Receiving, Postseason

2	Muhsin Muhammad, 2003
	Steve Smith, 2003

Longest Pass Reception

86	Corey Brown, vs Arizona 1/24/16 (TD)
85	Muhsin Muhammad, vs New England 2/1/04 (TD) (Super Bowl XXXVIII)
70	Steve Smith, vs Dallas 1/3/04

AVERAGE PER RECEPTION

Highest Average Per Reception, Game (min 3 rec)

35.00	Muhsin Muhammad, vs New England 2/1/04 (4-140) (Super Bowl XXXVIII)
28.25	Corey Brown, vs Arizona 1/24/16 (4-113)
27.17	Steve Smith, at St. Louis 1/10/04 (6-163)

TOUCHDOWN RECEPTIONS

Most Touchdown Receptions, Career

8	Steve Smith, 9 games
2	Greg Olsen, 7 games
	Kelvin Benjamin, 2 games
	Muhsin Muhammad, 7 games

Most Touchdown Receptions, Postseason

3	Steve Smith, 2005
	Steve Smith, 2003
2	Kelvin Benjamin, 2014
	Muhsin Muhammad, 2003

Most Touchdown Receptions, Game

2	Kelvin Benjamin, at Seattle 1/10/15
	Steve Smith, at Chicago 1/15/06

INTERCEPTIONS

Most Interceptions, Career

RECORDS: PLAYOFF INDIVIDUAL

4	Ricky Manning, Jr., 7 games
3	Luke Kuechly, 6 games
2	Tre Boston, 5 games
	Kurt Coleman, 3 games
	Ken Lucas, 4 games
	Marlon McCree, 3 games
	Sam Mills, 2 games

Most Interceptions, Postseason

4	Ricky Manning, Jr., 2003
2	Kurt Coleman, 2015
	Luke Kuechly, 2015
	Ken Lucas, 2005
	Marlon McCree, 2005
	Sam Mills, 1996
1	14x, most recently, Mike Adams, 2017

Most Interceptions, Game

3	Ricky Manning, Jr., at Philadelphia 1/18/04
2	Kurt Coleman, vs Arizona 1/24/16
	Marlon McCree, at New York Giants 1/8/06
1	21x, most recently, Mike Adams at New Orleans 1/7/18

INTERCEPTION RETURN YARDS

Most Interception Return Yards, Career

49	Chad Cota, 2 games
	Pat Terrell, 2 games
37	Luke Kuechly, 6 games
34	Sam Mills, 2 games
	Julius Peppers, 8 games

Most Interception Return Yards, Postseason

49	Chad Cota, 1996
	Pat Terrell, 1996
36	Luke Kuechly, 2015
34	Sam Mills, 1996
	Julius Peppers, 2003

Most Interception Return Yards, Game

49	Chad Cota, vs Dallas 1/5/97
	Pat Terrell, vs Dallas 1/5/97
34	Julius Peppers, vs Arizona 1/3/04
24	Sam Mills, vs Dallas 1/5/97

Longest Interception Return

49	Chad Cota, vs Dallas 1/5/97
	Pat Terrell, vs Dallas 1/5/97
34	Julius Peppers, vs Dallas 1/3/04
24	Sam Mills, vs Dallas 1/5/97

TOUCHDOWNS

Most Interception Returns for Touchdown, Career

2	Luke Kuechly, 6 games
---	-----------------------

Most Interception Returns for Touchdown, Postseason

2	Luke Kuechly, 2015
---	--------------------

Most Interception Returns for Touchdown, Game

1	Luke Kuechly, vs Arizona 1/24/16
	Luke Kuechly, vs Seattle 1/17/16

PUNTING

Most Punts, Career

25	Brad Nortman, 6 games
21	Todd Sauerbrun, 4 games
20	Jason Baker, 4 games

Most Punts, Postseason

21	Todd Sauerbrun, 2003
16	Jason Baker, 2005
15	Brad Nortman, 2015

Most Punts, Game

7	Brad Nortman, vs Denver 2/7/16 [Super Bowl 50]
	Jason Baker, at Seattle 1/22/06
	Todd Sauerbrun, vs New England 2/1/04 [Super Bowl XXXVIII]
	Todd Sauerbrun, at Philadelphia 1/18/04
5	4x, most recently, Brad Nortman, vs Seattle 1/17/16
	4x, most recently, Brad Nortman, at Seattle 1/10/15

Longest Punt

61	Brad Nortman, vs Denver 2/7/16 [Super Bowl 50]
59	Todd Sauerbrun, at Philadelphia 1/18/04
	Todd Sauerbrun, vs Dallas 1/3/04
53	Michael Palardy, at New Orleans 1/7/18
	Jason Baker, vs Arizona 1/10/09

PUNTING AVERAGE

Highest Punting Average, Career (min 4 punts)

43.33	Todd Sauerbrun, 4 games [21-910]
40.48	Brad Nortman, 6 games [25-1,012]
36.60	Jason Baker, 4 games [20-792]

Highest Punting Average, Postseason (Qualifiers)

48.33	Michael Palardy, 2017 [3-145]
48.00	Jason Baker, 2008 [4-192]
43.33	Todd Sauerbrun, 2003 [21-910]

Highest Punting Average, Game (min 4 att)

48.40	Todd Sauerbrun, vs Dallas 1/3/04 [5-242]
48.00	Jason Baker, vs Arizona 1/10/09 [4-192]
45.00	Brad Nortman, vs Denver 2/7/16 [7-315] [Super Bowl 50]

Highest Net Punting Average, Postseason (min 4 punts)

44.25	Jason Baker, 2008
-------	-------------------

37.71	Todd Sauerbrun, 2003
35.40	Brad Nortman, 2015

INSIDE THE 20

Most Punts Inside 20, Career

8	Brad Nortman, 6 games
7	Jason Baker, 4 games
5	Todd Sauerbrun, 4 games

Most Punts Inside 20, Postseason

7	Jason Baker, 2005
5	Todd Sauerbrun, 2003
4	Brad Nortman, 2014

Most Punts Inside 20, Game

3	Brad Nortman, vs Arizona 1/3/15
	Jason Baker, at Chicago 1/15/06
2	5x, most recently, Brad Nortman, vs Seattle 1/17/16

TOUCHBACKS

Most Touchbacks, Career

2	Brad Nortman, 6 games
	Jason Baker, 4 games
	Todd Sauerbrun, 4 games
1	Rohn Stark, 2 games

Most Touchbacks, Postseason

2	Jason Baker, 2005
	Todd Sauerbrun, 2003
1	Brad Nortman, 2015, 2014
	Rohn Stark, 1996

Most Touchbacks, Game

1	7x, most recently, Brad Nortman, vs Denver 2/7/16 [Super Bowl 50]
---	---

PUNT RETURNS

Most Punt Returns, Career

8	Ted Ginn, Jr., 4 games
7	Steve Smith, 9 games
3	Winslow Oliver, 2 games

Most Punt Returns, Postseason

6	Ted Ginn, Jr., 2015
4	Steve Smith, 2003
3	Steve Smith, 2005
	Winslow Oliver, 1996

Most Punt Returns, Game

3	Ted Ginn, Jr., vs Denver 2/7/16 [Super Bowl 50]
	Steve Smith, vs Dallas 1/3/04
	Kaelin Clay, at New Orleans 1/7/18
	Ted Ginn, Jr., vs Arizona 1/24/16
	Ted Ginn, Jr., vs San Francisco 1/12/14
	Steve Smith, at Chicago 1/15/06
	Winslow Oliver, vs Dallas 1/5/97

PUNT RETURN YARDS

Most Punt Return Yards, Career

73	Steve Smith, 9 games
67	Ted Ginn, Jr., 4 games
21	Winslow Oliver, 2 games

Most Punt Return Yards, Postseason

58	Steve Smith, 2005
40	Ted Ginn, Jr., 2015
27	Ted Ginn, Jr., 2013

Most Punt Return Yards, Game

59	Steve Smith, at Seattle 1/22/06
38	Ted Ginn, Jr., vs Arizona 1/24/16
27	Ted Ginn, Jr., vs San Francisco 1/12/14

Longest Punt Return

59	Steve Smith, at Seattle 1/22/06 (TD)
32	Ted Ginn, Jr., vs Arizona 1/24/16
24	Ted Ginn, Jr., vs San Francisco 1/12/14

PUNT RETURN AVERAGE

Highest Punt Return Average, Career (min 3 att)

10.43	Steve Smith, 9 games (7-73)
8.38	Ted Ginn, Jr., 4 games (8-67)
7.00	Winslow Oliver, 2 games (3-21)

Highest Punt Return Average, Postseason (Qualifiers)

19.33	Steve Smith, 2005 (3-58)
13.50	Ted Ginn Jr., 2013 (2-27)
7.00	Winslow Oliver, 1996 (3-21)

Highest Punt Return Average, Game (min 3 att)

4.33	Steve Smith, vs Dallas 1/3/04 (3-13)
------	--------------------------------------

TOUCHDOWNS

Most Punt Returns for Touchdown, Career

1	Steve Smith, 9 games
---	----------------------

Most Punt Returns for Touchdown, Postseason

1	Steve Smith, 2005
---	-------------------

Most Punt Returns for Touchdown, Game

1	Steve Smith, at Seattle 1/22/06 (59)
---	--------------------------------------

KICKOFF RETURNS

Most Kickoff Returns, Career

16	Rod Smart, 7 games
9	Michael Bates, 2 games
8	Jamail Robertson, 3 games

Most Kickoff Returns, Postseason

12	Rod Smart, 2003
----	-----------------

RECORDS: PLAYOFF INDIVIDUAL

9	Michael Bates, 1996
8	Jamal Robertson, 2005
Most Kickoff Returns, Game	
5	Mark Jones, vs Arizona 1/10/09
	Michael Bates, vs Dallas 1/5/97
	Rod Smart, at St. Louis 1/10/04
4	5x, most recently, Joe Webb vs Seattle 1/17/16
3	2x, most recently, Ted Ginn, Jr., vs San Francisco 1/12/14

KICKOFF RETURN YARDS

Most Kickoff Return Yards, Career	
359	Rod Smart, 7 games
214	Michael Bates, 2 games
186	Jamal Robertson, 3 games
Most Kickoff Return Yards, Postseason	
285	Rod Smart, 2003
214	Michael Bates, 1996
186	Jamal Robertson, 2005
Most Kickoff Return Yards, Game	
155	Michael Bates, vs Dallas 1/5/97
151	Mark Jones, vs Arizona 1/10/09
123	Rod Smart, at St. Louis 1/10/04
Longest Kickoff Return	
51	Michael Bates, vs Dallas 1/5/97
40	Rod Smart, at Philadelphia 1/18/04
39	Mark Jones, vs Arizona 1/10/09

KICKOFF RETURN AVERAGE

Highest Kickoff Return Average, Career (min 3 ret)	
30.20	Mark Jones, 1 game (5-151)
23.78	Michael Bates, 2 games (9-214)
23.25	Jamal Robertson, 3 games (8-186)
Highest Kickoff Return Average, Postseason (Qualifiers)	
30.20	Mark Jones, 2008 (5-151)
23.78	Michael Bates, 1996 (9-214)
23.75	Rod Smart, 2003 (12-285)
Highest Kickoff Return Average, Game (min 3 ret)	
31.00	Michael Bates, vs Dallas 1/5/97 (5-155)
30.20	Mark Jones, vs Arizona 1/10/09 (5-151)
25.00	Jamal Robertson, at Chicago 1/15/06 (4-100)

COMBINED KICK RETURNS

Most Combined Kick Returns, Career	
16	Rod Smart, 7 games (16-K)
11	Ted Ginn, Jr., 4 games (8-P, 3-K)
9	Michael Bates, 2 games (9-K)
	Steve Smith, 9 games (7-P, 2-K)
Most Combined Kick Returns, Postseason	
12	Rob Smart, 2003 (12-K)
9	Michael Bates, 1996 (9-K)
8	Jamal Robertson, 2005 (8-K)
Most Combined Kick Returns, Game	
6	Mark Jones, vs Arizona 1/10/09 (1-P, 5-K)
5	Ted Ginn, Jr., vs San Francisco 1/12/14 (2-P, 3-K)
	Rod Smart, at St. Louis 1/10/04 (5-K)
	Michael Bates, vs Dallas 1/5/97 (5-K)
4	6x, most recently, Joe Webb, vs Seattle 1/17/16 (4-K)

YARDS GAINED

Most Combined Kick Return Yards, Career	
359	Rod Smart, 7 games (359-K)
214	Michael Bates, 2 games (214-K)
186	Jamal Robertson, 3 games (186-K)
Most Combined Kick Return Yards, Postseason	
285	Rod Smart, 2003 (285-K)
214	Michael Bates, 1996 (214-K)
186	Michael Bates, 1996 (214-K)
Most Combined Kick Return Yards, Game	
160	Mark Jones, vs Arizona 1/10/09 (9-P, 151-K)
155	Michael Bates, vs Dallas 1/5/97 (155-K)
123	Rod Smart, at St. Louis 1/10/04 (123-K)

TOUCHDOWNS

Most Combined Kick Returns for Touchdowns, Career	
1	Steve Smith, 9 games (1-P)
Most Combined Kick Returns for Touchdowns, Postseason	
1	Steve Smith, 2005 (1-P)
Most Combined Kick Returns for Touchdowns, Game	
1	Steve Smith, at Seattle 1/22/06 (1-P)

FUMBLES

Most Fumbles, Career	
6	Jake Delhomme, 8 games
5	Cam Newton, 6 games
2	DeShaun Foster, 6 games
	Mike Tolbert, 6 games
Most Fumbles, Postseason	
3	Cam Newton, 2014
	Jake Delhomme, 2005
2	Cam Newton, 2015
	Mike Tolbert, 2015
	Jake Delhomme, 2003
1	15x, most recently, most recently, Mike Adams, 2017
Most Fumbles, Game	

2	Cam Newton, vs Denver 2/7/16 (Super Bowl 50)
	Mike Tolbert, vs Denver 2/7/16 (Super Bowl 50)
	Cam Newton, at Seattle 1/10/15
	Jake Delhomme, at Chicago 1/15/06

OPPONENTS FUMBLES RECOVERED

Most Opponents Fumbles Recovered, Career

1	Tre Boston, 5 games
	Kony Ealy, 5 games
	Luke Kuechly, 6 games
	Kevin Reddick, 2 games
	Lamar Lathon, 2 games
	Mike Minter, 7 games
	Mike Rucker, 7 games
	Dante Wesley, 8 games

Most Opponents Fumbles Recovered, Postseason

1	Tre Boston, 2015
	Kony Ealy, 2015
	Luke Kuechly, 2014
	Kevin Reddick, 2014
	Mike Rucker, 2005
	Dante Wesley, 2005
	Mike Minter, 2003
	Lamar Lathon, 1996

Most Opponents Fumbles Recovered, Game

1	Tre Boston, vs Arizona 1/24/16
	Kony Ealy, vs Denver 2/7/16 (Super Bowl 50)
	Luke Kuechly, vs Arizona 1/24/16
	Kevin Reddick, vs Arizona 1/3/15
	Mike Rucker, at New York Giants 1/8/06
	Dante Wesley, at New York Giants 1/8/06
	Mike Minter, vs Dallas 1/3/04
	Lamar Lathon, at Green Bay 1/12/97

FORCED FUMBLES

Most Forced Fumbles, Career

2	Charles Johnson, 7 games
	Will Witherspoon, 7 games
1	Rod Coleman, 4 games
	Kony Ealy, 5 games
	Kawann Short, 6 games
	Melvin White, 3 games
	Wes Horton, 2 games
	Jarrod Cooper, 3 games
	Brett Maxie, 2 games
	Mike Minter, 7 games

Most Forced Fumbles, Postseason

2	Charles Johnson, 2015
---	-----------------------

Most Forced Fumbles, Game

1	Kurt Coleman, at New Orleans 1/7/18
	Kony Ealy, vs Denver 2/7/16 (Super Bowl 50)
	Charles Johnson, vs Denver 2/7/16 (Super Bowl 50)
	Charles Johnson, vs Arizona 1/24/16
	Kawann Short, vs Arizona 1/24/16
	Wes Horton, at Seattle 1/10/15
	Melvin White, vs Arizona 1/3/15
	Julius Peppers, at Chicago 1/15/06
	Will Witherspoon, at New York Giants 1/8/06
	Jarrod Cooper, at Philadelphia 1/18/04
	Mike Minter, at Philadelphia 1/18/04
	Will Witherspoon, vs Dallas 1/3/04
	Brett Maxie, vs Dallas 1/5/97

TOUCHDOWNS

Most Fumble Returns for Touchdown, Career

1	Muhsin Muhammad, 7 games
---	--------------------------

Most Fumble Returns for Touchdown, Postseason

1	Muhsin Muhammad, 2003
---	-----------------------

Most Fumble Returns for Touchdown, Game

1	Muhsin Muhammad, at St. Louis 1/10/04
---	---------------------------------------

COMBINED NET YARDS

(VIA RUSHING, RECEIVING, INTERCEPTION RETURN, PUNT RETURN, KICKOFF RETURN, FUMBLE RETURN)

COMBINED ATTEMPTS

Most Combined Attempts, Career

110	Jonathan Stewart, 7 games
93	DeShaun Foster, 6 games
66	Stephen Davis, 4 games

Most Combined Attempts, Postseason

66	Stephen Davis, 2003
54	Jonathan Stewart, 2015
47	DeShaun Foster, 2003

Most Combined Attempts, Game

28	DeShaun Foster, at New York Giants 1/8/06
27	Stephen Davis, vs Dallas 1/3/04
	Anthony Johnson, vs Dallas 1/5/97
25	Jonathan Stewart, vs Arizona 1/3/15

YARDS GAINED

Most Combined Net Yards, Career

1,015	Steve Smith, 9 games
523	Jonathan Stewart, 7 games

RECORDS: PLAYOFF INDIVIDUAL

443 DeShaun Foster, 6 games

Most Combined Net Yards, Postseason

467 Steve Smith, 2003
431 Steve Smith, 2005
366 Muhsin Muhammad, 2003

Most Combined Net Yards, Game

243 Steve Smith, at Chicago 1/15/06
193 Ted Ginn Jr. vs. San Francisco 1/12/14
170 Steve Smith, at St. Louis 1/10/04

TACKLES

Most Tackles, Career

76 Dan Morgan, 7 games
66 Thomas Davis, 11 games
66 Luke Kuechly, 7 games

Most Tackles, Postseason

57 Dan Morgan, 2003
43 Mike Minter, 2003
37 Will Witherspoon, 2003

Most Tackles, Game

25 Dan Morgan, vs New England 2/1/04 [Super Bowl XXXVIII]
18 Mike Minter, vs New England 2/1/04 [Super Bowl XXXVIII]
16 Will Witherspoon, vs New England 2/1/04 [Super Bowl XXXVIII]
15 Luke Kuechly, vs San Francisco 1/12/14

SACKS

Most Sacks, Career

5.0 Charles Johnson, 7 games
4.0 Kawann Short, 7 games
3.0 Kory Ealy, 5 games

Most Sacks, Postseason

3.0 Kory Ealy, 2015
Charles Johnson, 2015
2.0 Kawann Short, 2015
Charles Johnson, 2014
Jordan Carstens, 2005
1.5 Brentson Buckner, 2003
Al Wallace, 2003

Most Sacks, Game

3.0 Kory Ealy, vs Denver 2/7/16 [Super Bowl 50]
2.0 Charles Johnson, vs Arizona 1/3/15
1.5 Brentson Buckner, at Philadelphia 1/18/04

BLOCKED KICKS

Most Blocked Field Goals, Career

1 Shane Burton, 4 games

Most Blocked Field Goals, Season

1 Shane Burton, 2003

Most Blocked Field Goals, Game

1 Shane Burton, vs New England 2/1/04 [Super Bowl XXXVIII]

RECORDS: PLAYOFF TEAM

ATTENDANCE

Largest Home Attendance, Postseason Game	
74,294	vs Arizona 1/24/16
74,287	vs Seattle 1/17/16
73,784	vs San Francisco 1/12/14
Largest Road Attendance, Postseason Game	
79,378	New York Giants 1/8/06
73,186	New Orleans Saints 1/7/18
71,525	vs New England 2/1/04 (Super Bowl XXXVIII) (Super Bowl XXXVIII, Houston, Texas)

GAMES WON

Most Wins, Postseason	
3	2003
2	2015, 2005
1	2014, 1996

SCORING

POINTS	
Most Points, Postseason	
101	2003 (4 games)
90	2015 (3 games)
66	2005 (3 games)
Fewest Points, Postseason	
10	2013 (1 game)
13	2008 (1 game)
26	2017 (1 game)
Most Points, Game	
49	vs Arizona 1/24/16
31	vs Seattle 1/17/16
29	at St. Louis 1/10/04
	vs Dallas 1/3/04
	vs New England 2/1/04 (Super Bowl XXXVIII)
	at Chicago 1/15/06
Fewest Points, Game	
10	vs Denver 2/17/16 (Super Bowl 50)
	vs San Francisco 1/12/14
13	vs Arizona 1/10/09
	at Green Bay 1/12/97
14	at Seattle 1/22/06
	at Philadelphia 1/18/04
Most Points, Both Teams, Game	
64	Carolina (49) vs Arizona (15) 1/24/16
61	Carolina (29) vs New England (32) 2/1/04 (Super Bowl XXXVIII)
57	Carolina (26) at New Orleans (31) 1/7/18
Fewest Points, Both Teams, Game	
17	Carolina (14) at Philadelphia (3) 1/18/04
23	Carolina (23) at New York Giants (0) 1/8/06
33	Carolina (10) vs. San Francisco (23) 1/12/14
Most Points Overcome to Win Game	
6	at St. Louis 1/10/04 (down 0-6, won 29-23)
4	vs Arizona 1/3/15 (down 10-14, won 27-16)
3	vs Dallas 1/5/97 (down 0-3, won 26-17)
Most Points, First Half	
31	vs Seattle 1/17/16
24	vs Arizona 1/24/16
17	vs Dallas 1/5/97
Most Points, Second Half	
25	vs Arizona 1/24/16
19	vs New England 2/1/04 (Super Bowl XXXVIII)
17	at New Orleans 1/7/18
Most Points, One Quarter	
19	at New England 2/1/04 (4th) (Super Bowl XXXVIII)
17	vs Arizona 1/24/16 (1st)
	vs Seattle 1/17/16 (2nd)
15	vs Arizona 1/24/16 (4th)
Most Points, First Quarter	
17	vs Arizona 1/24/16
14	vs Seattle 1/17/16
10	vs Arizona 1/3/15
Most Points, Second Quarter	
17	vs Seattle 1/17/16
10	at Seattle 1/10/15
	vs San Francisco 1/12/14
	at New York Giants 1/8/06
	at New England 2/1/04 (Super Bowl XXXVIII)
	at St. Louis 1/10/04
	vs Dallas 1/3/04
	vs Dallas 1/5/97
Most Points, Third Quarter	
14	vs Arizona 1/3/15
10	vs Arizona 1/24/16
7	at Chicago 1/15/06
	at New York Giants 1/8/06
	at Philadelphia 1/18/04
	vs Dallas 1/3/04
Most Points, Fourth Quarter	
19	at New England 2/1/04 (Super Bowl XXXVIII)
15	vs Arizona 1/24/16
14	at New Orleans 1/7/18

Most Points, Overtime	
6	at St. Louis 1/10/04

TOUCHDOWNS	
Most Touchdowns, Postseason	
11	2015 (3 games)
7	2003 (4 games)
7	2005 (3 games)
5	2014 (2 games)
Fewest Touchdowns, Postseason	
1	2013 (1 game)
2	2017 (1 game)
	2008 (1 game)
3	1996 (2 games)
Most Touchdowns, Game	
6	vs Arizona 1/24/16
4	vs Seattle 1/17/16
	vs New England 2/1/04 (Super Bowl XXXVIII)
3	vs Arizona 1/31/15
	at Chicago 1/15/06
	at St. Louis 1/10/04
Most Touchdowns, Both Teams, Game	
8	Carolina (6) vs Arizona (2) 1/24/16
	Carolina (4) vs New England (4) 2/1/04 (Super Bowl XXXVIII)
7	Carolina (4) vs Seattle (3) 1/17/16
6	Carolina (2) at New Orleans (4) 1/7/18
	Carolina (2) at Seattle (4) 1/10/15
	Carolina (2) at Seattle (4) 1/22/06
	Carolina (3) at Chicago (3) 1/15/06

POINTS AFTER TOUCHDOWN	
Most Points After Touchdown, Postseason	
10	2015 (3 games)
8	2003 (4 games)
6	2005 (3 games)
Fewest Points After Touchdown, Postseason	
1	2013 (1 game)
	2008 (1 game)
2	2017 (1 game)
3	1996 (2 games)
Most Points After Touchdown, Game	
5	vs Arizona 1/24/16
4	vs Seattle 1/17/16
3	vs Arizona 1/31/15
Most Points After Touchdown, Both Teams, Game	
7	Carolina (4) vs Seattle (3) 1/17/16
6	Carolina (2) at New Orleans (4) 1/7/18
	Carolina (5) vs Arizona (1) 1/24/16
	Carolina (2) at Seattle (4) 1/10/15
	Carolina (2) at Seattle (4) 1/22/06

FIELD GOALS	
Most Field Goal Attempts, Postseason	
11	2003 (4 games)
6	2005 (3 games)
	1996 (2 games)
5	2017 (1 game)
	2015 (3 games)
Fewest Field Goal Attempts, Postseason	
0	2008 (1 game)
1	2013 (1 game)
4	2014 (2 games)
Most Field Goal Attempts, Game	
5	at New Orleans 1/7/18
	at St. Louis 1/10/04
	vs Dallas 1/3/04
4	vs Dallas 1/5/97
3	vs Arizona 1/3/15
	at Chicago 1/15/06
	at New York Giants 1/8/06
Most Field Goal Attempts, Both Teams, Game	
11	Carolina (5) at St. Louis (6), 2 OT, 1/10/04
7	Carolina (4) vs Dallas (3) 1/5/97
6	Carolina (5) at New Orleans (1) 1/7/18
	Carolina (5) vs Dallas (1) 1/3/04
	Carolina (2) at Green Bay (4) 1/12/97

Most Field Goals, Postseason	
9	2003 (4 games)
6	2005 (3 games)
	1996 (2 games)
4	2017 (1 game)
	2015 (3 games)
Fewest Field Goals, Postseason	
0	2008 (1 game)
1	2013 (1 game)
3	2014 (2 games)
Most Field Goals, Game	
5	vs Dallas 1/3/04
4	at New Orleans 1/7/18
	vs Dallas 1/5/97
3	at Chicago 1/15/06
	at New York Giants 1/8/06
	at St. Louis 1/10/04

Most Field Goals, Both Teams, Game

RECORDS: PLAYOFF TEAM

8	Carolina (3) at St. Louis (5) 1/17/04
7	Carolina (4) at Dallas (3) 1/5/97
6	Carolina (5) vs Dallas (1) 1/3/04

FIRST DOWNS

Most First Downs, Postseason

71	2003 (4 games)
61	2015 (3 games)
55	2005 (3 games)

Fewest First Downs, Postseason

16	2008 (1 game)
18	2013 (1 game)
24	2017 (1 game)

Most First Downs, Game

25	vs Arizona 1/3/15
24	at New Orleans 1/7/18 at St. Louis 1/10/04

Fewest First Downs, Game

11	at Seattle 1/22/06
12	at Green Bay 1/12/97
14	at Philadelphia 1/18/04

Most First Downs, Rushing, Postseason

27	2003 (4 games)
23	2015 (3 games)
21	2005 (3 games)

Fewest First Downs, Rushing, Postseason

4	2008 (1 game)
5	2017 (1 game)
7	2013 (1 game)

Most First Downs, Rushing, Game

13	at New York Giants 1/8/06
12	vs Arizona 1/3/15
10	at St. Louis 1/10/04

Fewest First Downs, Rushing, Game

1	at Green Bay 1/12/97
2	at Seattle 1/22/06
3	vs New England 2/1/04 (Super Bowl XXXVIII)

Most First Downs, Passing, Postseason

38	2003 (4 games)
33	2015 (3 games)
30	2005 (3 games)

Fewest First Downs, Passing, Postseason

9	2013 (1 game)
11	2008 (1 game)
16	2017 (1 game)

Most First Downs, Passing, Game

16	at New Orleans 1/7/18
14	at Seattle 1/10/15 at Chicago 1/15/06 vs Seattle 1/17/16 vs New England 2/1/04 (Super Bowl XXXVIII) at St. Louis 1/10/04

Fewest First Downs, Passing, Game

5	at Philadelphia 1/18/04
7	at Seattle 1/22/06 vs Dallas 1/5/97
9	vs Arizona 1/3/15 vs San Francisco 1/12/14 at New York Giants 1/8/06 vs Dallas 1/3/04

Most First Downs, Penalty, Postseason

6	2003 (4 games)
5	2015 (3 games)
4	2014 (2 games)
4	2005 (3 games)

Fewest First Downs, Penalty, Postseason

1	2008 (1 game)
2	2013 (1 game)
3	2017 (1 game)
	1996 (2 games)

Most First Downs, Penalty, Game

4	vs Arizona 1/3/15
3	at New Orleans 1/7/18 vs Denver 2/7/16 (Super Bowl 50) vs Dallas 1/5/97
2	5x, most recently, vs Arizona 1/24/16

PLAYS

Most Plays, Postseason

242	2003 (4 games)
205	2015 (3 games)
185	2005 (3 games)

Fewest Plays, Postseason

51	2008 (1 game)
54	2013 (1 game)
71	2017 (1 game)

Most Plays, Game

75	vs Denver 2/7/16 (Super Bowl 50)
74	vs Arizona 1/3/15
71	at New Orleans 1/7/18 at New York Giants 1/8/06 at St. Louis 1/10/04

Fewest Plays, Game

49	at Seattle 1/22/06
51	vs Arizona 1/10/09
53	vs New England 2/1/04 (Super Bowl XXXVIII) at Green Bay 1/12/97

Most Plays, Drive

15	at New Orleans 1/7/18 (MFG) vs Seattle 1/17/16 (TD) at Seattle 1/10/15 (TD) at New York Giants 1/8/06 (FG) at Seattle 1/10/15 (FG) vs San Francisco 1/12/14 (Punt) vs San Francisco 1/12/14 (FG) at St. Louis 1/10/04 (FG)
----	---

NET YARDS

Most Net Yards, Postseason

1,508	2003 (4 games)
1,066	2015 (3 games)
981	2005 (3 games)

Fewest Net Yards, Postseason

269	2008 (1 game)
325	2013 (1 game)
413	2013 (1 game)

Most Net Yards, Game

485	at St. Louis 1/10/04
476	vs Arizona 1/24/16
434	at Chicago 1/15/06

Fewest Net Yards, Game

212	at Seattle 1/22/06
227	vs Dallas 1/5/97
251	at Green Bay 1/12/97

Most Net Yards, Drive

95	vs New England 2/1/04 (TD) (Super Bowl XXXVIII)
90	vs New England 2/1/04 (TD) (Super Bowl XXXVIII)
88	vs Arizona 1/24/16 (TD)

Highest Average Gain, Postseason

6.23	2003 (242-1,508)
6.02	2013 (54-325)
5.82	2017 (71-413)

Lowest Average Gain, Postseason

4.27	1996 (112-478)
5.27	2014 (142-748)
	2008 (51-269)
5.30	2015 (205-1,066) 2005 (185-981)

RUSHING

RUSHING ATTEMPTS

Most Rushing Attempts, Postseason

131	2003 (4 games)
105	2015 (3 games)
88	2005 (3 games)

Fewest Rushing Attempts, Postseason

15	2008 (1 game)
24	2013 (1 game)
26	2017 (1 game)

Most Rushing Attempts, Game

45	at New York Giants 1/8/06
41	vs Arizona 1/3/15 at St. Louis 1/10/04
40	at Philadelphia 1/18/04

Fewest Rushing Attempts, Game

12	at Seattle 1/22/06
14	at Green Bay 1/12/97
15	vs Arizona 1/10/09

Most Rushing Attempts, Both Teams, Game

66	Carolina (40) at Philadelphia (26) 1/18/04
64	Carolina (41) at St. Louis (23) 1/10/04
63	Carolina (12) at Seattle (51) 1/22/06

Fewest Rushing Attempts, Both Teams, Game

51	Carolina (16) vs New England (35) 2/1/04 (SB XXXVIII)
52	Carolina (34) vs Dallas (18) 1/24/04
53	Carolina (37) vs Arizona (16) 1/24/16 Carolina (41) vs Seattle (12) 1/17/16

RUSHING YARDS

Most Rushing Yards, Postseason

570	2003 (4 games)
414	2015 (3 games)
382	2005 (3 games)

Fewest Rushing Yards, Postseason

75	2008 (1 game)
93	2013 (1 game)
107	2017 (1 game)

Most Rushing Yards, Game

223	at New York Giants 1/8/06
216	at St. Louis 1/10/04

RECORDS: PLAYOFF TEAM

188	vs Arizona 1/21/15
Fewest Rushing Yards, Game	
36	at Seattle 1/22/06
45	at Green Bay 1/12/97
75	vs Arizona 1/10/09
Most Rushing Yards, Both Teams, Game	
292	Carolina (155) at Philadelphia (137) 1/18/04
280	Carolina (216) vs St. Louis (64) 1/10/04
264	Carolina (223) at New York Giants (41) 1/8/06
Fewest Rushing Yards, Both Teams, Game	
148	Carolina (107) at New Orleans (41) 1/7/18
179	Carolina (107) vs Dallas (72) 1/03/04
208	Carolina (118) vs Denver (90) 2/7/16 (Super Bowl 50)

AVERAGE RUSHING GAIN

Highest Average Gain, Rushing, Postseason	
5.00	2008 (15-75)
4.51	2014 (171-320)
4.35	2003 (131-570)
Lowest Average Gain, Rushing, Postseason	
3.37	1996 (51-172)
3.88	2013 (24-93)
3.94	2015 (105-414)
Highest Average Gain, Rushing, Game (min 15 att)	
5.75	vs New England 2/1/04 (16-92) (Super Bowl XXXVIII)
5.27	at St. Louis 1/10/04 (41-216)
5.00	vs Arizona 1/10/09 (15-75)
Lowest Average Gain, Rushing, Game (min 15 att)	
3.15	vs Dallas 1/3/04 (34-107)
3.43	vs Dallas 1/5/97 (37-127)
3.51	vs Seattle 1/17/16 (41-144)

RUSHING TOUCHDOWNS

Most Rushing Touchdowns, Postseason	
6	2015 (3 games)
4	2003 (4 games)
1	2014 (2 games)
	2008 (1 game)
	2005 (3 games)
Fewest Rushing Touchdowns, Postseason	
0	2017 (1 game)
	2013 (1 game)
	1996 (2 games)
1	2014 (2 games)
	2008 (1 game)
	2005 (3 games)
Most Rushing Touchdowns, Game	
3	vs Arizona 1/24/16
2	vs Seattle 1/17/16
1	vs Arizona 1/3/15
	vs Arizona 1/10/09
	at New York Giants 1/8/06
	vs New England 2/1/04 (Super Bowl XXXVIII)
	at Philadelphia 1/18/04
	at St. Louis 1/10/04
	vs Dallas 1/3/04

PASSING

PASSING ATTEMPTS

Most Pass Attempts, Postseason	
103	2003 (4 games)
91	2015 (3 games)
90	2005 (3 games)
Fewest Pass Attempts, Postseason	
25	2013 (1 game)
34	2008 (1 game)
41	2017 (1 game)
Most Pass Attempts, Game	
41	at New Orleans 1/7/18
	vs Denver 2/7/16 (Super Bowl 50)
37	at Green Bay 1/12/197
36	at Seattle 1/10/15
Fewest Pass Attempts, Game	
14	at Philadelphia 1/18/04
22	vs Seattle 1/17/16
	at New York Giants 1/8/06
	vs Dallas 1/5/97
25	vs San Francisco 1/21/14
Most Pass Attempts, Both Teams, Game	
81	Carolina (33) vs New England (48) 2/1/04 (Super Bowl XXXVIII)
74	Carolina (41) at New Orleans (33) 1/7/18
	Carolina (33) at Chicago (41) 1/15/06
73	Carolina (27) at St. Louis (46) 1/10/04
Fewest Pass Attempts, Both Teams, Game	
40	Carolina (22) at New York Giants (18) 1/8/06
50	Carolina (14) at Philadelphia (36) 1/18/04
55	Carolina (25) vs San Francisco (30) 1/12/14

COMPLETIONS

Most Completions, Postseason	
59	2003 (4 games)

54	2005 (3 games)
53	2015 (3 games)

Fewest Completions, Postseason

16	2013 (1 game)
17	2008 (1 game)
24	2017 (1 game)

Most Completions, Game

24	at New Orleans 1/7/18
	at Chicago 1/15/06
23	at Seattle 1/10/15
19	vs Arizona 1/24/16
	at Green Bay 1/12/97

Fewest Completions, Game

9	at Philadelphia 1/18/04
12	vs Dallas 1/5/97
15	at Seattle 1/22/06
	at New York Giants 1/8/06

Most Completions, Both Teams, Game

48	Carolina (16) vs New England (32) 2/1/04 (Super Bowl XXXVIII)
47	Carolina (24) at New Orleans (23) 1/7/18
	Carolina (16) vs Seattle (31) 1/17/16
43	Carolina (16) at St. Louis (27) 1/10/04

Fewest Completions, Both Teams, Game

25	Carolina (15) at New York Giants (10) 1/8/06
26	Carolina (9) at Philadelphia (17) 1/18/04
30	Carolina (12) vs Dallas (18) 1/5/97

NET YARDS PASSING

Most Net Yards, Passing, Postseason

938	2003 (4 games)
672	2015 (3 games)
599	2005 (3 games)

Fewest Net Yards, Passing, Postseason

194	2008 (1 game)
232	2013 (1 game)
306	2017 (1 game)
	1996 (2 games)

Most Net Yards, Passing, Game

324	vs Arizona 1/24/16
311	at Chicago 1/15/06
306	at New Orleans 1/7/18

Fewest Net Yards, Passing, Game

100	vs Dallas 1/5/97
101	at Philadelphia 1/18/04
112	at New York Giants 1/8/06

Most Net Yards, Passing, Both Teams, Game

763	Carolina (476) vs Arizona (287) 1/24/16
698	Carolina (295) vs Seattle (403) 1/17/16
675	Carolina (306) at New Orleans (369) 1/7/18

Fewest Net Yards, Passing, Both Teams, Game

203	Carolina (112) at New York Giants (91) 1/8/06
248	Carolina (100) vs Dallas (148) 1/5/97
249	Carolina (198) vs Arizona (51) 1/3/15

TIMES SACKED

Most Times Sacked, Postseason

9	2015 (3 games)
8	2003 (4 games)
7	2005 (3 games)

Fewest Times Sacked, Postseason

2	2008 (1 game)
	1996 (2 games)
3	2014 (2 games)
4	2017 (1 game)

Most Times Sacked, Game

7	vs Denver 2/7/16 (Super Bowl 50)
5	vs San Francisco 1/12/14
4	at New Orleans 1/7/18
	at New York Giants 1/8/06
	vs New England 2/1/04 (Super Bowl XXXVIII)

COMPLETION PERCENTAGE

Highest Completion Percentage, Postseason

64.00	2013 (25-16) (1 game)
60.29	2014 (68-41) (2 games)
50.00	2017 (40-24) (1 game)
	2005 (90-54) (3 games)

Lowest Completion Percentage, Postseason

50.00	2008 (34-17) (1 game)
52.54	1996 (59-31) (2 games)
57.28	2003 (103-59) (4 games)

TOUCHDOWN PASSES

Most Touchdown Passes, Postseason

6	2003 (4 games)
5	2005 (3 games)
4	2014 (2 games)

Fewest Touchdown Passes, Postseason

1	2013 (1 game)
	2008 (1 game)
2	2017 (1 game)

RECORDS: PLAYOFF TEAM

3	2015 (3 games) 1996 (2 games)
Most Touchdown Passes, Game	
3	at Chicago 1/15/06 vs New England 2/1/04 (Super Bowl XXXVIII)
2	5x, most recently, at New Orleans 1/7/18
1	9x, most recently, vs Seattle 1/17/16
Most Touchdown Passes, Both Teams, Game	
6	Carolina (3) vs New England (3) 2/1/04 (Super Bowl XXXVIII)
5	Carolina (2) at Seattle (3) 1/10/15
4	Carolina (2) at New Orleans (2) 1/7/18 Carolina (1) vs Seattle (3) 1/17/16 Carolina (3) at Chicago (1) 1/15/06

PASSES HAD INTERCEPTED

Most Passes Had Intercepted, Postseason	
5	2008 (1 game)
4	2005 (3 games)
3	2014 (2 games) 1996 (2 games)
Fewest Passes Had Intercepted, Postseason	
0	2017 (1 game)
1	2003 (4 games)
2	2015 (3 games) 2013 (2 games)
Most Passes Had Intercepted, Game	
5	vs Arizona 1/10/09
3	at Seattle 1/22/06
2	at Seattle 1/10/15 vs San Francisco 1/12/14 at Green Bay 1/12/97
Most Passes Had Intercepted, Both Teams, Game	
6	Carolina (5) vs Arizona (1) 1/10/09
5	Carolina (1) vs Arizona (4) 1/24/16
4	Carolina (1) vs Dallas (3) 1/5/97 Carolina (0) at Philadelphia (4) 1/18/04 Carolina (1) at St. Louis (3) 1/10/04

PUNTING

Most Punts, Postseason	
22	2003 (4 games)
16	2005 (3 games)
15	2015 (3 games)
Fewest Punts, Season	
2	2013 (1 game)
4	2008 (1 game)
6	1996 (2 games)
Most Punts, Game	
8	at Philadelphia 1/18/04
7	vs Denver 2/7/16 (Super Bowl 50) at Seattle 1/22/06 vs New England 2/1/04 (Super Bowl XXXVIII)
5	4x, most recently, vs Seattle 1/17/16
Fewest Punts, Game	
1	vs Dallas 1/5/97
2	vs San Francisco 1/12/14 at St. Louis 1/10/04
3	at New Orleans 1/7/18 vs Arizona 1/24/16

PUNTING YARDS

Most Punting Yards, Postseason	
931	2003
622	2015
600	2005
Fewest Punting Yards, Postseason	
84	2013
192	2008
219	1996
Most Punting Yards, Game	
315	vs Denver 2/7/16 (Super Bowl 50)
310	vs New England 2/1/04 (Super Bowl XXXVIII)
306	at Philadelphia 1/18/04
Fewest Punting Yards, Game	
39	vs Dallas 1/5/97
73	at St. Louis 1/10/04
84	vs San Francisco 1/12/14

AVERAGE GROSS PUNTING YARDAGE

Highest Punting Average, Postseason	
48.33	2017 (3-145)
48.00	2008 (4-192)
42.32	2003 (22-931)
Lowest Punting Average, Postseason	
36.50	1996 (6-219)
37.50	2005 (16-600)
38.25	2014 (8-306)

INSIDE THE 20

Most Punts Inside the Opponents 20 Yard Line, Postseason	
7	2005 (3 games)

6	2003 (4 games)
4	2014 (2 games)
Fewest Punts Inside the Opponents 20 Yard Line, Postseason	
0	2008 (1 game)
1	2017 (1 game)
1	2013 (1 game)
2	1996 (2 games)
Most Punts Inside the Opponents 20 Yard Line, Game	
3	vs Arizona 1/31/15 at Chicago 1/15/06 at Philadelphia 1/18/04
2	vs Seattle 1/17/16 at Seattle 1/22/06 at New York Giants 1/8/06 at St. Louis 1/10/04
1	5x, most recently, vs Denver 2/7/16 (Super Bowl 50)

PUNT RETURNS

Most Punt Returns, Postseason	
6	2015 (3 games)
4	2003 (4 games)
3	2005 (3 games) 1996 (2 games)
Fewest Punt Returns, Postseason	
1	2014 (2 games)
2	2008 (1 game)
2	2017 (1 game)
3	2013 (1 game)
3	2005 (3 games) 1996 (2 games)
Most Punt Returns, Game	
3	vs Denver 2/7/16 (Super Bowl 50) vs Dallas 1/3/04
2	at New Orleans 1/7/18 vs Arizona 1/24/16 vs San Francisco 1/12/14 at Chicago 1/15/06 vs Dallas 1/5/97
Fewest Punt Returns, Game	
0	4x, most recently, at Seattle 1/10/15
1	5x, most recently, vs Seattle 1/17/16

FAIR CATCHES

Most Fair Catches, Postseason	
9	2014 (2 games)
5	2015 (3 games)
4	2003 (4 games)
Fewest Fair Catches, Postseason	
0	2013 (1 game)
1	2005 (3 games) 1996 (2 games)
Most Fair Catches, Game	
5	vs Arizona 1/31/15
4	at Seattle 1/10/15
2	vs Denver 2/7/16 (Super Bowl 50) vs Arizona 1/24/16 vs Arizona 1/10/09

PUNT RETURN YARDS

Most Punt Return Yards, Postseason	
58	2005 (3 games)
40	2015 (3 games)
27	2013 (1 game)
Fewest Punt Return Yards, Postseason	
0	2014 (2 games)
9	2008 (1 game)
11	2017 (1 game)
Most Punt Return Yards, Game	
59	at Seattle 1/22/06
38	vs Arizona 1/24/16
27	vs San Francisco 1/12/14
Fewest Punt Return Yards, Game	
-1	at Chicago 1/15/06
0	6x, most recently, vs Seattle 1/17/16
2	vs New England 2/1/04 (Super Bowl XXXVIII)

PUNT RETURN AVERAGE

Highest Punt Return Average, Postseason	
19.33	2005 (3-58)
13.50	2013 (2-27)
9.00	2008 (1-9)
Lowest Punt Return Average, Postseason	
0.00	2014 (1-0)
3.75	2003 (4-15)
5.50	2017 (2-11)

TOUCHDOWNS RETURNING PUNTS

Most Touchdowns, Punt Returns, Postseason	
1	2005 (3 games)
Most Touchdowns, Punt Returns, Game	
1	at Seattle 1/22/06

KICKOFF RETURNS

Most Kickoff Returns, Postseason	
17	2003 (4 games)

RECORDS: PLAYOFF TEAM

12	2005 (3 games)
	1996 (2 games)
7	2008 (1 game)
Fewest Kickoff Returns, Postseason	
0	2017 (1 game)
4	2014 (2 games)
	2013 (1 game)
7	2015 (3 games)
	2008 (1 game)

Most Kickoff Returns, Game	
7	vs Arizona 1/10/09
	at Seattle 1/22/06
	at Green Bay 1/12/97
6	vs New England 2/1/04 (Super Bowl XXXVIII)
	at St. Louis 1/10/04
5	vs Dallas 1/5/97

Fewest Kickoff Returns, Game	
0	at New Orleans 1/7/18
1	vs Arizona 1/24/16
	vs Arizona 1/3/15
	at New York Giants 1/8/06
2	vs Denver 2/7/16 (Super Bowl 50)
	at Philadelphia 1/18/04

KICKOFF RETURN YARDS

Most Kickoff Return Yards, Postseason	
374	2003 (4 games)
260	2005 (3 games)
241	1996 (2 games)

Fewest Kickoff Return Yards, Postseason	
0	2017 (1 game)
78	2017 (1 game)
86	2014 (2 games)

Most Kickoff Return Yards, Game	
155	vs Arizona 1/10/09
	vs Dallas 1/5/97
143	at Seattle 1/22/06
142	at St. Louis 1/10/04

Fewest Kickoff Return Yards, Game	
0	at New Orleans 1/7/18
17	at New York Giants 1/8/06
19	vs Arizona 1/24/16
20	vs Arizona 1/3/15

KICKOFF RETURN AVERAGE

Highest Kickoff Return Average, Postseason	
22.14	2008 (7–155)
22.00	2003 (17–374)
21.67	2005 (12–260)

Lowest Kickoff Return Average, Postseason	
0.00	2017 (0–0)
17.14	2015 (7–120)
19.50	2013 (4–78)

FUMBLES

Most Fumbles, Postseason	
6	2015 (3 games)
	2014 (2 games)
5	2005 (3 games)
4	2003 (4 games)
	1996 (2 games)

Fewest Fumbles, Postseason	
0	2013 (1 game)
1	2017 (1 game)
	2008 (1 game)
4	2003 (4 games)
	1996 (2 games)

Most Fumbles, Game	
4	vs Denver 2/7/16 (Super Bowl 50)
3	at Seattle 1/10/15
	vs Arizona 1/3/15
	at Chicago 1/15/06
2	vs Seattle 1/17/16
	vs Dallas 1/5/97
	at Green Bay 1/12/97

Fewest Fumbles, Game	
0	vs Arizona 1/24/16
	vs San Francisco 1/12/14

FUMBLES LOST

Most Fumbles Lost, Postseason	
3	2015 (3 games)
	2014 (2 games)
	1996 (2 games)
1	2008 (1 game)
	2005 (3 games)
	2003 (4 games)

Fewest Fumbles Lost, Postseason	
0	2017 (1 game)
	2013 (1 game)
1	2008 (1 game)
	2005 (3 games)
	2003 (4 games)

Most Fumbles Lost, Game	
3	vs Denver 2/7/16 (Super Bowl 50)
2	vs Arizona 1/3/15
1	at Seattle 1/10/15
	vs Arizona 1/10/09
	at Seattle 1/22/06
	vs New England 2/1/04 (Super Bowl XXXVIII)
	at Green Bay 1/12/97
	vs Dallas 1/5/97

FUMBLES RECOVERED

Most Fumbles Recovered, Own and Opponents, Postseason	
7	2015 (3 own, 4 opp)
6	2005 (4 own, 2 opp)
4	2003 (3 own, 1 opp)

Fewest Fumbles Recovered, Own and Opponents, Postseason	
0	2017 (0 own, 0 opp)
	2013 (0 own, 0 opp)
	2008 (0 own, 0 opp)
2	2014 (1 own, 1 opp)
3	1996 (2 own, 1 opp)

Most Fumbles Recovered, Own and Opponents, Game	
3	vs Arizona 1/24/16 (0 own, 3 opp)
	at Chicago 1/15/06 (3 own, 0 opp)
	at New York Giants 1/8/06 (1 own, 2 opp)
2	vs Seattle 1/17/16 (2 own, 0 opp)
	vs Arizona 1/3/15 (1 own, 1 opp)
	vs Dallas 1/3/04 (1 own, 1 opp)
	at Green Bay 1/12/97 (1 own, 1 opp)
1	at Philadelphia 1/18/04 (1 own)
	at St. Louis 1/10/04 (1 own)
	vs Dallas 1/5/97 (1 own)

Most Own Fumbles Recovered, Postseason	
4	2005 (3 games)
3	2015 (3 games)
	2003 (4 games)
2	1996 (2 games)

Fewest Own Fumbles Recovered, Postseason	
0	2017 (1 game)
	2013 (1 game)
	2008 (1 game)
1	2014 (2 games)
2	1996 (2 games)

Most Opponents Fumbles Recovered, Postseason	
4	2015 (3 games)
2	2005 (3 games)
1	2014 (2 games)
	2003 (4 games)
	1996 (2 games)

Fewest Opponents Fumbles Recovered, Postseason	
0	2017 (1 game)
	2013 (1 game)
	2008 (1 game)
1	2014 (2 games)
	2003 (4 games)
	1996 (2 games)

Most Own Fumbles Recovered, Game	
3	at Chicago 1/15/06
2	vs Seattle 1/17/16
	at Seattle 1/10/15
1	8x, last vs Denver 2/7/16 (Super Bowl 50)

Most Opponents Fumbles Recovered, Game	
3	vs Arizona 1/24/16
2	at New York Giants 1/8/06
1	vs Denver 2/7/16 (Super Bowl 50)
	vs Arizona 1/3/15
	vs Dallas 1/3/04
	at Green Bay 1/12/97

TOUCHDOWNS

Most Touchdowns, Fumbles Recovered, Own and Opponents, Postseason	
1	2003 (1 own)
Most Touchdowns, Fumbles Recovered, Own and Opponents, Game	
1	at St. Louis 1/10/04 (1 own)

TURNOVERS

(NUMBER OF TIMES LOSING THE BALL ON INTERCEPTIONS AND FUMBLES)

Most Turnovers, Postseason	
6	2014 (3 ints, 3 fum)
	2008 (5 ints, 1 fum)
5	2015 (2 ints, 3 fum)
	2005 (4 ints, 1 fum)
	1996 (3 ints, 2 fum)
2	2013 (2 ints)
	2003 (1 int, 1 fum)

Fewest Turnovers, Postseason	
0	2017 (0 ints, 0 fum)
2	2013 (2 ints)
	2003 (1 int, 1 fum)

Most Turnovers, Game	
6	vs Arizona 1/10/09 (5 ints, 1 fum)

RECORDS: PLAYOFF TEAM

4	vs Denver 2/7/16 (1 int, 3 fum) (Super Bowl 50)
	at Seattle 1/22/06 (3 ints, 1 fum)
3	at Seattle 1/10/15 (2 ints, 1 fum)
	vs Arizona 1/3/15 (1 int, 2 fum)
	at Green Bay 1/12/97 (2 ints, 1 fum)

Most Turnovers, Both Teams, Game	
8	Carolina (1) vs Arizona (7) 1/24/16
7	Carolina (6) vs Arizona (1) 1/10/09
6	Carolina (3) vs Arizona (3) 1/3/15
5	Carolina (4) vs Denver (1) 2/7/16 (Super Bowl 50)
	Carolina (0) at New York Giants (5) 1/08/06
	Carolina (3) at Green Bay (2) 1/12/97
	Carolina (2) vs Dallas (3) 1/05/97

Fewest Turnovers, Both Teams, Game	
0	Carolina (0) at New Orleans (0) 1/7/18
2	Carolina (0) vs Seattle (2) 1/17/16
	Carolina (2) vs San Francisco (0) 1/12/14
	Carolina (1) vs New England (1) 2/01/04 (Super Bowl XXXVIII)
	Carolina (1) at Chicago (1) 1/15/06
	Carolina (0) vs Dallas (2) 1/03/04

PENALTIES

Fewest Penalties, Postseason	
2	2017 (1 game)
6	2008 (1 game)
8	2013 (1 game)

Most Penalties, Postseason	
30	2003 (4 games)
21	2005 (3 games)
20	2015 (3 games)

Fewest Penalties, Game	
0	vs Dallas 1/3/04
2	at New Orleans 1/7/18
3	vs Seattle 1/17/16

Most Penalties, Game	
13	at St. Louis 1/10/04
12	vs Denver 2/7/16 (Super Bowl 50)
	vs New England 2/1/04 (Super Bowl XXXVIII)
9	at Chicago 1/15/06

Fewest Penalties, Both Teams, Game	
2	Carolina (0) vs Dallas (2) 1/3/04
6	Carolina (3) vs Seattle (3) 1/17/16
9	Carolina (2) at New Orleans (7) 1/7/18
	Carolina (5) at Philadelphia (4) 1/18/04
	Carolina (7) at New York Giants (2) 1/8/06
	Carolina (4) at Green Bay (5) 1/12/97

Most Penalties, Both Teams, Game	
20	Carolina (12) vs New England (8) 2/1/04 (Super Bowl XXXVIII)
18	Carolina (12) vs Denver (6) 2/7/16 (Super Bowl 50)
	Carolina (13) at St. Louis (5) 1/10/04
15	Carolina (8) vs Arizona (7) 1/3/15

Fewest Yards Penalized, Postseason	
18	2017 (1 game)
40	2008 (1 game)
63	1996 (2 games)

Most Yards Penalized, Postseason	
200	2003 (4 games)
172	2015 (3 games)
159	2005 (3 games)

Fewest Yards Penalized, Game	
0	vs Dallas 1/3/04
18	at New Orleans 1/7/18
25	vs Seattle 1/17/16
	at Green Bay 1/12/97

Most Yards Penalized, Game	
102	vs Denver 2/7/16 (Super Bowl 50)
92	at St. Louis 1/10/04
80	vs Arizona 1/3/15

Fewest Yards Penalized, Both Teams, Game	
11	Carolina (0) vs Dallas (11) 1/3/04
45	Carolina (25) vs Seattle (20) 1/17/16
67	Carolina (52) at New York Giants (15) 1/8/06

Most Yards Penalized, Both Teams, Game	
153	Carolina (102) vs Denver (51) 2/7/16 (Super Bowl 50)
133	Carolina (73) vs New England (60) 2/1/04 (Super Bowl XXXVIII)
125	Carolina (92) at St. Louis (33) 1/10/04

TIME OF POSSESSION

Highest Average Time of Possession, Postseason	
35:35	2014 (2 games)
35:01	2015 (3 games)
33:49	2017 (1 game)

Lowest Average Time of Possession, Postseason	
20:11	2008 (1 game)
25:40	1996 (2 games)
29:48	2003 (4 games)

Highest Time of Possession, Game	
42:45	at New York Giants 1/8/06
41:06	at St. Louis 1/10/04 (2 OT)
37:06	vs Arizona 1/3/15

Lowest Time of Possession, Game	
18:09	at Seattle 1/22/06
20:11	vs Arizona 1/10/09
21:02	vs New England 2/1/04 (Super Bowl XXXVIII)

Highest Time of Possession, Drive	
8:59	vs San Francisco 1/12/14 (13-73-FG)
8:55	at New York Giants 1/8/06 (14-55-FG)
8:44	vs Seattle 1/17/16 (15-91-TD)

Highest Time of Possession, Scoring Drive	
8:59	vs San Francisco 1/12/14 (13-73-FG)
8:55	at New York Giants 1/8/06 (14-55-FG)
8:44	vs Seattle 1/17/16 (15-91-TD)

Lowest Time of Possession, Scoring Touchdown	
0:06	at New York Giants 1/8/06 (1-12)
0:07	vs San Francisco 01/12/14 (1-31)
0:14	vs Arizona 1/3/15 (1-39)

YARDS PENALIZED

RECORDS: PLAYOFF DEFENSE

SCORING

Fewest Points Allowed, Postseason	
23	2013 (1 game)
31	2017 (1 game)
33	2008 (1 game)
Most Points Allowed, Postseason	
68	2003 (4 games)
63	2015 (3 games)
55	2005 (3 games)
Fewest Points Allowed, Game	
0	at New York Giants 1/8/06
3	at Philadelphia 1/18/04
10	vs Dallas 1/3/04
Most Points Allowed, Game	
34	at Seattle 1/22/06
33	vs Arizona 1/10/09
32	vs New England 2/1/04 (Super Bowl XXXVIII)
Fewest Touchdowns Allowed, Postseason	
2	2013 (1 game)
3	2008 (1 game)
Most Touchdowns Allowed, Postseason	
7	2015 (3 games)
	2005 (3 games)
6	2014 (2 games)
	2003 (4 games)
4	2017 (1 game)
	1996 (2 games)
Fewest Touchdowns Allowed, Game	
0	at New York Giants 1/8/06
	at Philadelphia 1/18/04
1	at St. Louis 1/10/04
	vs Dallas 1/3/04
	vs Dallas 1/5/97
2	4x, most recently, vs Denver 2/7/16 (Super Bowl 50)
Most Touchdowns Allowed, Game	
4	at New Orleans 1/7/18
	at Seattle 1/10/15
	at Seattle 1/22/06
	vs New England 2/1/04 (Super Bowl XXXVIII)
3	4x, most recently, vs Seattle 1/17/16
2	4x, most recently, vs Denver 2/7/16 (Super Bowl 50)

FIRST DOWNS

Fewest First Downs Allowed, Postseason	
21	2017 (1 game)
	2008 (1 game)
24	2013 (1 game)
	2014 (2 games)
43	1996 (2 games)
Most First Downs Allowed, Postseason	
80	2003 (4 games)
59	2005 (3 games)
55	2015 (3 games)
Fewest First Downs Allowed, Game	
8	vs Arizona 1/3/15
9	at New York Giants 1/8/06
10	vs Dallas 1/3/04
Most First Downs Allowed, Game	
29	vs New England 2/1/04 (Super Bowl XXXVIII)
27	at Seattle 1/22/06
23	vs Seattle 1/17/16
	at Chicago 1/15/06
	at St. Louis 1/10/04
Fewest First Downs Allowed, Rushing, Postseason	
3	2017 (1 game)
5	2013 (1 game)
7	2014 (2 games)
Most First Downs Allowed, Rushing, Postseason	
22	2003 (4 games)
20	2005 (3 games)
15	1996 (2 games)
Fewest First Downs Allowed, Rushing, Game	
1	at New York Giants 1/8/06
2	vs Arizona 1/3/15
3	at New Orleans 1/7/18
	vs Dallas 1/3/04
Most First Downs Allowed, Rushing, Game	
13	at Seattle 1/22/06
10	at Green Bay 1/12/97
8	vs Arizona 1/10/09
	at Philadelphia 1/18/04
Fewest First Downs Allowed, Passing, Postseason	
10	2008 (1 game)
11	2013 (1 game)
15	2014 (2 games)
Most First Downs Allowed, Passing, Postseason	
50	2003 (4 games)
37	2015 (3 games)
28	2005 (3 games)

Fewest First Downs Allowed, Passing, Game	
5	vs Denver 2/7/16 (Super Bowl 50)
	vs Arizona 1/3/15
6	at New York Giants 1/8/06
7	at Philadelphia 1/18/04
	vs Dallas 1/3/04
Most First Downs Allowed, Passing, Game	
19	vs New England 2/1/04 (Super Bowl XXXVIII)
18	vs Seattle 1/17/16
17	at New Orleans 1/7/18
	at St. Louis 1/10/04
Fewest First Downs Allowed, Penalty, Postseason	
1	2017 (1 game)
2	2014 (2 games)
3	2008 (1 game)
Most First Downs Allowed, Penalty, Postseason	
11	2005 (3 games)
8	2003 (4 games)
5	2013 (1 game)
Most First Downs Allowed, Penalty, Game	
6	at Chicago 1/15/06
5	vs San Francisco 1/12/14
4	vs Dallas 1/5/97

OFFENSIVE PLAYS

Fewest Plays Allowed, Postseason	
56	2017 (1 game)
65	2013 (1 game)
76	2008 (1 game)
Most Plays Allowed, Postseason	
278	2003 (4 games)
185	2005 (3 games)
181	2015 (3 games)
Fewest Plays Allowed, Game	
35	at New York Giants 1/8/06
47	vs Arizona 1/3/15
52	at Seattle 1/10/15
Most Plays Allowed, Game	
83	at New England 2/1/04 (Super Bowl XXXVIII)
81	at Seattle 1/22/06
76	vs Arizona 1/10/09
Fewest Rushing Plays Allowed, Postseason	
22	2017 (1 game)
34	2013 (1 game)
43	2014 (2 games)
	2008 (1 game)
Most Rushing Plays Allowed, Postseason	
102	2003 (4 games)
91	2005 (3 games)
69	1996 (2 games)
Fewest Rushing Plays Allowed, Game	
12	vs Seattle 1/17/16
13	at New York Giants 1/8/06
15	vs Arizona 1/3/15
Most Rushing Plays Allowed, Game	
51	at Seattle 1/22/06
45	at Green Bay 1/12/97
43	vs Arizona 1/10/09
Fewest Passing Attempts Allowed, Postseason	
30	2013 (1 game)
32	2008 (1 game)
33	2017 (1 game)
Most Passing Attempts Allowed, Postseason	
166	2003 (4 games)
112	2015 (3 games)
87	2005 (3 games)
Fewest Passing Attempts Allowed, Game	
18	at New York Giants 1/8/06
22	at Seattle 1/10/15
23	vs Denver 2/7/16 (Super Bowl 50)
Most Passing Attempts Allowed, Game	
48	vs Seattle 1/17/16
	at New England 2/1/04 (Super Bowl XXXVIII)
46	at St. Louis 1/10/04 (OT)
41	vs Arizona 1/24/16
	at Chicago 1/15/06
Most Plays Allowed, Drive	
15	at St. Louis 1/10/04 (TD)
	at Green Bay 1/12/97 (TD)
14	3x, most recently, at New England 2/1/04 (MFG) (Super Bowl XXXVIII)
13	3x, most recently, vs San Francisco 1/12/14 (FG)

NET YARDS ALLOWED

Fewest Net Yards Allowed, Postseason	
315	2013 (1 game)
360	2008 (1 game)
410	2017 (1 game)
Most Net Yards Allowed, Postseason	
1,354	2003 (4 games)
884	2015 (3 games)
807	2005 (3 games)

RECORDS: PLAYOFF DEFENSE

Fewest Net Yards Allowed, Game

78	vs Arizona 1/3/15
132	at New York Giants 1/8/06
194	vs Denver 2/7/16 (Super Bowl 50)

Most Net Yards Allowed, Game

481	at New England 2/1/04 (Super Bowl XXXVIII)
479	at Green Bay 1/12/97
410	at New Orleans 1/7/18

Most Net Yards Allowed, Drive

81	at Philadelphia 1/18/04 (INT) at St. Louis 1/10/04 (FG)
80	at New Orleans 1/7/18 (TD) vs Arizona 1/24/16 (TD) vs San Francisco 1/12/14 (TD) vs Arizona 1/24/16 (TD)

RUSHING

Fewest Rushing Yards Allowed, Postseason

41	2017 (1 game)
126	2013 (1 game)
127	2014 (2 games)

Most Rushing Yards Allowed, Postseason

400	2003 (4 games)
328	2005 (3 games)
297	1996 (2 games)

Fewest Rushing Yards Allowed, Game

27	vs Arizona 1/3/15
41	at New Orleans 1/7/18 at New York Giants 1/8/06
60	vs Arizona 1/24/16

Most Rushing Yards Allowed, Game

201	at Green Bay 1/12/97
190	at Seattle 1/22/06
145	vs Arizona 1/10/09

Lowest Average Rushing Gain Allowed, Postseason

1.86	2017 (22-41, 1 game)
2.95	2014 (43-127, 2 games)
3.37	2008 (43-145, 1 game)

Highest Average Rushing Gain Allowed, Postseason

4.30	1996 (69-297, 2 games)
4.07	2015 (91-328, 3 games)
3.92	2003 (102-400, 4 games)

Lowest Average Rushing Gain Allowed, Game (min 15 att)

1.80	vs Arizona 1/3/15 (15-27)
1.86	at New Orleans 1/7/18 (22-41)
2.78	at St. Louis 1/10/04 (23-64) (OT)

Highest Average Rushing Gain Allowed, Game (min 15 att)

5.27	at Philadelphia 1/18/04 (26-137)
4.47	at Green Bay 1/12/97 (45-201)
4.00	Dallas 1/3/04 (18-72)
4.00	Dallas 1/5/97 (24-96)

Fewest Rushing Touchdowns Allowed, Postseason

1	2014 (2 games) 2013 (1 game) 2008 (1 game) 1996 (2 games)
---	--

Most Rushing Touchdowns Allowed, Postseason

2	2017 (1 game) 2015 (3 games)
---	---------------------------------

Most Rushing Touchdowns Allowed, Game

4	2003 (4 games)
3	2003 (4 games)
2	2017 (1 game) 2015 (3 games)

Most Rushing Touchdowns Allowed, Game

2	at New Orleans 1/7/18 at Seattle 1/22/06 at Chicago 1/15/06
1	9x, most recently, vs Denver 2/7/16 (Super Bowl 50)
0	5x, most recently, vs Seattle 1/17/16

PASSING

Fewest Net Passing Yards Allowed, Postseason

189	2013 (1 game)
215	2008 (1 game)
299	2014 (2 games)

Most Net Passing Yards Allowed, Postseason

954	2003 (4 games)
656	2015 (3 games)
479	2005 (3 games)

Fewest Net Passing Yards Allowed, Game

51	vs Arizona 1/3/15
91	at New York Giants 1/8/06
104	vs Denver 2/7/16 (Super Bowl 50)

Most Net Passing Yards Allowed, Game

369	at New Orleans 1/7/18
354	at New England 2/1/04 (Super Bowl XXXVIII)
325	vs Seattle 1/17/16

Fewest Touchdown Passes Allowed, Postseason

1	2013 (1 game)
2	2017 (1 game) 2008 (1 game)

Most Touchdown Passes Allowed, Postseason

4	2015 (3 games) 2014 (2 games)
3	2005 (3 games) 2003 (4 games) 1996 (2 games)

Most Touchdown Passes, Allowed, Game

3	vs Seattle 1/17/16 at Seattle 1/10/15 at New England 2/1/04 (Super Bowl XXXVIII) at New Orleans 1/7/18 vs Arizona 1/10/09 at Seattle 1/22/06 at Green Bay 1/12/97
1	5 times, most recently, vs Arizona 1/24/16

SACKS

Most Sacks, Postseason

13	2015 (3 games)
10	2003 (4 games)
7	2005 (3 games)

Fewest Sacks, Postseason

1	2017 (1 game) 2013 (1 game) 2008 (1 game)
3	1996 (2 games)
6	2014 (2 games)

Most Sacks, Game

5	vs Denver 2/7/16 (Super Bowl 50) vs Seattle 1/17/16 at Philadelphia 1/18/04
4	vs Arizona 1/3/15 at New York Giants 1/8/06
3	vs Arizona 1/24/16 at Dallas 1/3/04

Most Opponent Yards Lost Attempting to Pass, Postseason

86	2015 (3 games)
74	2003 (4 games)
51	2014 (2 games)

Fewest Opponent Yards Lost Attempting to Pass, Postseason

5	2008 (1 game)
7	2013 (1 game) 2017 (1 game)

Most Opponent Yards Lost Attempting to Pass, Game

41	vs Seattle 1/17/16
37	vs Denver 2/7/16 (Super Bowl 50)
36	at Philadelphia 1/18/04

INTERCEPTIONS

Most Passes Intercepted, Postseason

9	2003 (4 games)
7	2015 (3 games)
4	2005 (3 games) 1996 (2 games)

Fewest Passes Intercepted, Postseason

0	2017 (1 game) 2013 (1 game) 2008 (1 game)
2	2014 (2 games)

Most Passes Intercepted, Game

4	vs Arizona 1/24/16 at Philadelphia 1/18/04 at New York Giants 1/8/06
3	at St. Louis 1/10/04 (OT) at Dallas 1/5/97
2	vs Seattle 1/17/16 vs Arizona 1/3/15

Most Consecutive Games With an Interception

8	1996-2005
4	2015-17

Most Interception Return Yards, Postseason

132	1996 (2 games)
74	2003 (4 games)
60	2015 (3 games)

Fewest Interception Return Yards, Postseason

0	2013 (1 game) 2017 (1 game)
4	2008 (1 game)

Most Interception Return Yards, Game

122	at Dallas 1/5/97
34	at Dallas 1/3/04 vs Arizona 1/24/16
27	at Dallas 1/3/04

Most Interceptions Returned for Touchdowns, Postseason

2	2015 (3 games)
---	----------------

Most Interceptions Returned for Touchdowns, Game

1	vs Arizona 1/24/16 vs Seattle 1/17/16
---	--

Most Interceptions Returned for Touchdowns, Both Teams, Game

1	Carolina (1) vs Arizona (0) 1/24/16 Carolina (1) vs Seattle (0) 1/17/16
---	--

Carolina (0) at Seattle (1) 1/10/15

PUNTING

Fewest Opponent Punts, Postseason	
2	2013 (1 game)
4	2017 (1 game)
	2008 (1 game)
5	1996 (2 games)
Most Opponent Punts, Postseason	
17	2003 (4 games)
16	2005 (3 games)
15	2015 (3 games)
	2014 (2 games)
Fewest Opponent Punts, Game	
1	at St. Louis 1/10/05 (OT)
2	vs San Francisco 1/12/14
	at Green Bay 1/12/97
3	vs Seattle 1/17/16
	at Dallas 1/5/97
Most Opponent Punts, Game	
9	vs Arizona 1/3/15
8	vs Denver 2/7/16 (Super Bowl 50)
7	at Chicago 1/15/06
	at Dallas 1/3/04
Highest Opponent Punting Average, Postseason	
47.50	2013 (1 game, 2-95)
45.75	2017 (1 game, 4-183)
45.00	1996 (2 games, 5-225)
Lowest Opponent Punting Average, Postseason	
35.92	2014 (2 games, 13-467)
36.35	2003 (4 games, 17-618)
37.19	2005 (3 games, 16-595)
Highest Opponent Punting Average, Game (min 3 punts)	
51.00	at Dallas 1/5/97 (3-153)
48.75	vs Arizona 1/24/16 (4-195)
45.88	vs Denver 2/7/16 (8-367)
Lowest Opponent Punting Average, Game (min 3 punts)	
34.60	at New England 2/1/04 (5-173) [Super Bowl XXXVIII]
34.78	vs Arizona 1/3/15 (9-313)
35.14	at Chicago 1/15/06 (7-246)
Most Opponent Punts Blocked, Postseason	
Has never happened	
Most Opponent Punts Blocked, Game	
Has never happened	
Most Consecutive Opponent Punts Without a Block	
76	1996-Current (16 games)
Most Opponent Punts Inside 20 Yard Line, Postseason	
5	2015 (3 games)
4	2014 (2 games)
	2005 (3 games)
	2003 (4 games)
2	2008 (1 game)
Fewest Opponent Punts Inside 20 Yard Line, Postseason	
0	2013 (1 game)
1	2017 (1 game)
	1996 (2 games)
2	2008 (1 game)
Most Opponent Punts Inside 20 Yard Line, Game	
3	at Seattle 1/10/15
2	6x, most recently, vs Denver 2/7/16 (Super Bowl 50)

PUNT RETURNS

Fewest Opponent Punt Returns, Postseason	
0	2013 (1 game)
1	2014 (2 games)
	1996 (2 games)
2	2017 (1 game)
Most Opponent Punt Returns, Postseason	
11	2003 (4 games)
6	2005 (3 games)
4	2015 (3 games)
Fewest Punt Return Yards Allowed, Postseason	
0	2013 (1 game)
3	1996 (2 games)
9	2014 (2 games)
Most Punt Return Yards Allowed, Postseason	
78	2003 (4 games)
71	2015 (3 games)
17	2017 (1 game)
Fewest Punt Return Yards Allowed, Game	
0	4 times, most recently, vs Arizona 1/3/15
1	at Chicago 1/15/06
2	vs Arizona 1/24/16
Most Punt Return Yards Allowed, Game	
61	vs Denver 2/7/16 (Super Bowl 50)
42	at New England 2/1/04 (Super Bowl XXXVIII)
22	at Dallas 1/3/04
Lowest Opponent Punt Return Average, Postseason	
0.00	2013 (1 game, 0-0)

2.17	2005 (3 games, 6-13)
3.00	1996 (2 games, 1-3)
Highest Opponent Punt Return Average, Postseason	
17.75	2015 (3 games, 4-71)
9.00	2014 (2 games, 1-9)
8.50	2017 (1 game, 2-17)
Longest Punt Return Allowed, Game	
61	vs Denver 2/7/16 (Super Bowl 50)
28	at New England 2/1/04 (Super Bowl XXXVIII)
11	at New Orleans 1/7/18
	vs Arizona 1/10/09
	at Philadelphia 1/18/04
Most Punt Returns for Touchdowns Allowed, Postseason	
Has never happened	
Most Punt Returns for Touchdowns Allowed, Game	
Has never happened	

KICKOFF RETURNS

Fewest Opponent Kickoff Returns, Postseason	
0	2017 (1 game)
	2013 (1 game)
1	2008 (1 game)
3	2014 (2 games)
Most Opponent Kickoff Returns, Postseason	
20	2003 (4 games)
14	2005 (3 games)
10	1996 (2 games)
Fewest Opponent Kickoff Returns, Game	
0	at New Orleans 1/7/18
	vs San Francisco 1/12/14
1	at Seattle 1/10/15
	vs Arizona 1/10/09
2	vs Denver 2/7/16 (Super Bowl 50)
	vs Arizona 1/24/16
	vs Arizona 1/3/15
	at Seattle 1/22/06
Most Opponent Kickoff Returns, Game	
8	at Dallas 1/3/04
6	at Chicago 1/15/06
	at New York Giants 1/8/06
	at Dallas 1/5/97
5	at St. Louis 1/10/04 (OT)
Fewest Kickoff Return Yards Allowed, Postseason	
0	2017 (1 game)
	2013 (1 game)
23	2008 (1 game)
85	2014 (2 games)
Most Kickoff Return Yards Allowed, Postseason	
443	2003 (4 games)
305	2005 (3 games)
205	1996 (2 games)
Fewest Kickoff Return Yards Allowed, Game	
0	at New Orleans 1/7/18
	vs San Francisco 1/12/14
23	vs Arizona 1/10/09
26	at Seattle 1/10/15
Most Kickoff Return Yards Allowed, Game	
179	at Dallas 1/3/04
132	at Chicago 1/15/06
124	at St. Louis 1/10/04 (OT)
Lowest Kickoff Return Average Allowed, Postseason	
0.00	2017 (1 game, 0-0)
	2013 (1 game, 0-0)
20.50	1996 (2 games, 10-205)
21.79	2005 (3 games, 14-305)
Highest Kickoff Return Average Allowed, Postseason	
28.33	2014 (2 games, 3-85)
25.57	2015 (3 games, 7-179)
23.00	2008 (1 game, 1-23)
Longest Kickoff Return Allowed, Game	
50	vs Seattle 1/17/16
49	at Green Bay 1/12/97
48	vs Arizona 1/3/15
Most Kickoff Returns for Touchdowns Allowed, Postseason	
Has never happened	
Most Kickoff Returns for Touchdowns Allowed, Game	
Has never happened	

FUMBLES

Fewest Opponent Fumbles, Postseason	
0	2008 (1 game)
1	2017 (1 game)
	2013 (1 game)
2	2005 (3 games)
Most Opponent Fumbles, Postseason	
6	2015 (3 games)
5	2014 (2 games)
3	2003 (4 games)
	1996 (2 games)

RECORDS: PLAYOFF DEFENSE

Most Opponent Fumbles, Game

3	vs Denver 2/7/16 (Super Bowl 50)
	vs Arizona 1/24/16
	vs Arizona 1/3/15
2	at Seattle 1/10/15
	at New York Giants 1/8/06
	at Green Bay 1/12/97

TURNOVERS

Opponent Turnovers, Postseason

0	2013 (1 game) (0 ints, 0 fum)
1	2017 (1 game) (1 int, 0 fum)
	2008 (1 game) (1 int, 0 fum)
3	2014 (2 games) (2 ints, 1 fum)

Most Opponent Turnovers, Postseason

11	2015 (3 games) (7 ints, 4 fum)
10	2003 (4 games) (9 ints, 1 fum)
6	2005 (3 games) (4 ints, 2 fum)

Most Opponent Turnovers, Game

7	vs Arizona 1/24/16 (4 ints, 3 fum)
5	at New York Giants 1/8/06 (3 ints, 2 fum)
4	at Philadelphia 1/18/04 (4 ints, 0 fum)

Most Consecutive Games, Opponent Turnovers

8	1996-2005
4	2015-17

TIME OF POSSESSION

Lowest Average Time of Possession Allowed, Postseason

24:26	2014 (2 games)
24:59	2015 (3 games)
26:11	2017 (1 game)

Highest Average Time of Possession Allowed, Postseason

39:49	2008 (1 game)
34:20	1996 (2 games)
30:12	2003 (4 games)

Lowest Time of Possession Allowed, Game

17:15	at New York Giants 1/8/06
22:54	vs Arizona 1/3/15
23:21	vs Arizona 1/24/16

Highest Time of Possession Allowed, Game

41:51	at Seattle 1/22/06
39:49	vs Arizona 1/10/09
38:58	at New England 2/1/04 (Super Bowl XXXVIII)

Highest Time of Possession Allowed, Drive

8:30	at Dallas 1/5/97 (14-73-TD)
7:58	vs San Francisco 1/12/14 (13-73-FG)
7:52	at Green Bay 1/12/97 (15-86-TD)

RECORDS: PLAYOFF OPPONENT

SCORING

POINTS	
Most Points, Game	
15	Neil Rackers, Arizona 1/10/09 (4 FG, 3 PAT)
12	Jeff Wilkins, at St. Louis 1/10/04 (5 FG)
	Jermaine Kearse, vs Seattle 1/17/16 (2 TD, 2-P)
	Shaun Alexander, at Seattle 1/22/06 (2 TD, 2-R)
	Chris Jacke, at Green Bay 1/12/97 (3 FG, 3 PAT)
11	Phil Dawson, San Francisco 1/12/14 (3 FG, 2 PAT)
TOUCHDOWNS	
Most Touchdowns, Game	
2	Shaun Alexander, at Seattle 1/22/06 (2 TD, 2-R)
1	Jermaine Kearse, vs Seattle 1/17/16 (2 TD, 2-P)
	35x, most recently, at New Orleans 1/7/18
POINTS AFTER TOUCHDOWN	
Most PATs Attempted, Game	
4	Wil Lutz, at New Orleans 1/7/18
3	Steven Hauschka, at Seattle 1/10/15
	Josh Brown, at Seattle 1/22/06
3	5x, most recently, Steven Hauschka, Seattle 1/17/16
Most PATs, Game	
4	Wil Lutz, at New Orleans 1/7/18
3	Steven Hauschka, at Seattle 1/10/15
	Josh Brown, at Seattle 1/22/06
3	5x, most recently, Steven Hauschka, Seattle 1/17/16
Most PATs, No Misses, Game	
4	Wil Lutz, at New Orleans 1/7/18
3	Steven Hauschka, at Seattle 1/10/15
	Josh Brown, at Seattle 1/22/06
3	5x, most recently, Steven Hauschka, Seattle 1/17/16
TWO-POINT CONVERSIONS	
Most Two-Point Conversions, Game	
1	Bennie Fowler, Denver 2/7/16 (Super Bowl 50)
1	J.J. Nelson, Arizona 1/24/16
	Kevin Faulk, New England 2/1/04 (Super Bowl XXXVIII)
1	Dane Looker, at St. Louis 1/10/04
FIELD GOALS	
Most Field Goals Attempted, Game	
6	Jeff Wilkins, at St. Louis 1/10/04
5	Neil Rackers, Arizona 1/10/09
4	Chris Jacke, at Green Bay 1/12/97
Most Field Goals, Game	
5	Jeff Wilkins, at St. Louis 1/10/04
4	Neil Rackers, Arizona 1/10/09
3	4x, most recently, Brandon McManus, Denver 2/7/16 (Super Bowl 50)
Most Field Goals, One Quarter	
2	Phil Dawson, San Francisco 1/12/14 (1st)
1	Neil Rackers, Arizona 1/10/09 (2nd)
	Jeff Wilkins, at St. Louis 1/10/04 (2nd)
Longest Field Goal Attempted	
57	Wil Lutz, at New Orleans 1/7/18 (G)
55	Steven Hauschka, Seattle 1/17/16 (SH)
53	Neil Rackers, Arizona 1/10/09 (SH)
1	Jeff Wilkins, at St. Louis 1/10/04 (SH)
Longest Field Goal	
57	Wil Lutz, at New Orleans 1/7/18 (G)
51	Jeff Wilkins, at St. Louis 1/10/04
49	Phil Dawson, San Francisco 1/12/14
1	Neil Rackers, Arizona 1/10/09
Most Field Goals, No Misses, Game	
3	Brandon McManus, Denver 2/7/16 (Super Bowl 50)
1	Phil Dawson, San Francisco 1/12/14
	Chris Boniol, Dallas 1/5/97
Most Field Goals, 50 or More Yards, Game	
1	Wil Lutz, at New Orleans 1/7/18 (57)
1	Jeff Wilkins, at St. Louis 1/10/04 (51)
RUSHING	
RUSHING ATTEMPTS	
Most Rushing Attempts Game	
34	Shaun Alexander, at Seattle 1/22/06
26	Antowain Smith, New England 2/1/04 (Super Bowl XXXVIII)
25	Edgar Bennett, at Green Bay 1/12/97
RUSHING YARDS	
Most Rushing Yards, Game	
132	Shaun Alexander, at Seattle 1/22/06
99	Edgar Bennett, at Green Bay 1/12/97
90	C.J. Anderson, Denver 2/7/16 (Super Bowl 50)
Longest Run From Scrimmage	
39	Frank Gore, San Francisco 1/12/14
35	Dorsey Levens, at Green Bay 1/12/97
34	C.J. Anderson, Denver 2/7/16 (Super Bowl 50)
AVERAGE RUSHING GAIN	
Highest Average Rushing Gain, Game (min 10 att)	
8.80	Dorsey Levens, at Green Bay 1/12/97 (10-88)
6.08	Duce Staley, at Philadelphia 1/18/04 (13-79)
4.94	Frank Gore, San Francisco 1/12/14 (17-84)

RUSHING TOUCHDOWNS

Most Rushing Touchdowns, Game	
2	Shaun Alexander, at Seattle 1/22/06
1	13x, most recently, Alvin Kamara, at New Orleans 1/7/18

PASSING

PASS ATTEMPTS

Most Pass Attempts, Game	
48	Russell Wilson, Seattle 1/17/16
46	Tom Brady, New England 2/1/04 (Super Bowl XXXVIII)
	Marc Bulger, at St. Louis 1/10/04
41	Rex Grossman, at Chicago 1/15/06

COMPLETIONS

Most Completions, Game	
32	Tom Brady, New England 2/1/04 (Super Bowl XXXVIII)
31	Russell Wilson, Seattle 1/17/16
27	Marc Bulger, at St. Louis 1/10/04

COMPLETION PERCENTAGE

Highest Completion Percentage, Game (min 20 att)	
71.43	Matt Hasselbeck, at Seattle 1/22/06 (28-20)
69.69	Drew Brees, at New Orleans 1/7/18 (33-23)
68.18	Russell Wilson, at Seattle 1/10/15 (22-15)

PASSING YARDS

376	Drew Brees, at New Orleans 1/7/18
366	Russell Wilson, Seattle 1/17/16
354	Tom Brady, New England 2/1/04 (Super Bowl XXXVIII)

Longest Pass Completion

80	Drew Brees (to Ted Ginn) at New Orleans 1/7/18 (TD)
66	Brett Favre (to Dorsey Levens), at Green Bay 1/12/97
63	Russell Wilson (to Jermaine Kearse), at Seattle 1/10/15 (TD)

AVERAGE PASSING GAIN

Highest Average Passing Gain, Game (min 20 att)	
12.18	Russell Wilson, at Seattle 1/10/15 (22-268)
11.39	Drew Brees, at New Orleans 1/7/18 (33-376)
10.07	Brett Favre, at Green Bay 1/12/97 (29-292)

TOUCHDOWN PASSES

Most Touchdown Passes, Game	
3	Russell Wilson, Seattle 1/17/16
2	Russell Wilson, at Seattle 1/10/15
	Tom Brady, New England 2/1/04 (Super Bowl XXXVIII)
2	Drew Brees, at New Orleans 1/7/18
	Kurt Warner, Arizona 1/10/09
1	Matt Hasselbeck, at Seattle 1/22/06 (28-20)
	Brett Favre, at Green Bay 1/12/97
1	5x, most recently, Carson Palmer, Arizona 1/24/16

PASSES HAD INTERCEPTED

Most Passes Had Intercepted, Game	
4	Carson Palmer, Arizona 1/24/16
3	Eli Manning, at New York Giants 1/8/06
2	Donovan McNabb, at Philadelphia 1/18/04
	Marc Bulger, at St. Louis 1/10/04
2	Troy Akman, Dallas 1/5/97
	Russell Wilson, Seattle 1/17/16
1	Ryan Lindley, Arizona 1/3/15
Most Pass Attempts, No Interceptions, Game	
28	Colin Kaepernick, San Francisco 1/12/14
22	Matt Hasselbeck, at Seattle 1/22/06
	Russell Wilson, at Seattle 1/10/15

RECEIVING

Most Receptions, Game	
11	Jermaine Kearse, Seattle 1/17/16
10	Deion Branch, New England 2/1/04 (Super Bowl XXXVIII)
9	David Johnson, Arizona 1/24/16
1	Marshall Faulk, at St. Louis 1/10/04

RECEIVING YARDS

Most Receiving Yards, Game	
166	Larry Fitzgerald, Arizona 1/10/09
143	Deion Branch, New England 2/1/04 (Super Bowl XXXVIII)
136	Anquan Boldin, San Francisco 1/21/14

Longest Pass Reception

86	Ted Ginn (from Drew Brees), at New Orleans 1/7/18 (TD)
80	Dorsey Levens (from Brett Favre), at Green Bay 1/12/97
63	Jermaine Kearse (from Russell Wilson), at Seattle 1/10/15 (TD)

AVERAGE PER RECEPTION

Highest Average Per Reception, Game (min 3 rec)	
43.00	Jermaine Kearse, at Seattle 1/10/15 (3-129)
28.75	Ted Ginn, at New Orleans 1/7/18 (4-115)
25.00	Tyler Lockett, Seattle 1/17/16 (3-75)

TOUCHDOWN RECEPTIONS

Most Touchdown Receptions, Game	
2	Jermaine Kearse, Seattle 1/17/16
1	20x, most recently, Josh Hill, at New Orleans 1/7/18

INTERCEPTIONS

RECORDS: PLAYOFF OPPONENT

Most Interceptions, Game

1	20x, most recently, T.J. Ward, Denver 2/7/16 (Super Bowl 50)
---	--

INTERCEPTION RETURN YARDS

Most Interception Return Yards, Game

90	Kam Chancellor, at Seattle 1/10/15
72	Patrick Peterson, Arizona 1/24/16
50	Antonio Cromartie, Arizona 1/3/15

Longest Interception Return

90	Kam Chancellor, at Seattle 1/10/15
72	Patrick Peterson, Arizona 1/24/16
50	Antonio Cromartie, Arizona 1/3/15

PUNTING

Most Punts, Game

9	Drew Butler, Arizona 1/3/15
8	Britton Colquitt, Denver 2/7/16 (Super Bowl 50)
7	Brad Maynard, at Chicago 1/15/06
	Toby Gowin, Dallas, 1/3/04

Longest Punt

59	John Jett, Dallas 1/5/97
57	Thomas Morstead, at New Orleans 1/7/18
54	Britton Colquitt, Denver 2/7/16 (8-367) (Super Bowl 50)
	Brad Maynard, at Chicago 1/15/06
	Dirk Johnson, at Philadelphia 1/18/04

PUNTING AVERAGE

Highest Punting Average, Game (min 4 att)

48.75	Drew Butler, Arizona 1/24/16 (4-195)
45.88	Britton Colquitt, Denver 2/7/16 (Super Bowl 50)
45.75	Thomas Morstead, at New Orleans 1/7/18 (4-183)

INSIDE THE 20

Most Punts Inside the 20, Game

3	Jon Ryan, at Seattle 1/10/15
2	5x, most recently, Britton Colquitt, Denver 2/7/16 (Super Bowl 50)
1	8x, most recently, Thomas Morstead at New Orleans 1/7/18

TOUCHBACKS

Most Touchbacks, Game

2	Tom Rouen, at Seattle, 1/22/06
1	4x, most recently, Ben Graham, Arizona 1/10/09

PUNT RETURNS

Most Punt Returns, Game

4	Troy Brown, New England 2/1/04 (Super Bowl XXXVIII)
	Joey Galloway, Dallas 1/3/04
3	Steve Breaston, Arizona 1/10/09
2	4x, most recently, Tommylee Lewis, at New Orleans 1/7/18

FAIR CATCHES

Most Fair Catches, Game

3	3x, most recently, Jordan Norwood, Denver 2/7/16 (Super Bowl 50)
2	3x, most recently, Ted Ginn, Jr., Arizona 1/3/15
1	8x, most recently, Tommylee Lewis, at New Orleans 1/7/18

PUNT RETURN YARDS

Most Punt Return Yards, Game

61	Jordan Norwood, Denver 2/7/16 (Super Bowl 50)
40	Troy Brown, New England 2/1/04 (Super Bowl XXXVIII)
22	Joey Galloway, Dallas 1/3/04

Longest Punt Return

61	Jordan Norwood, Denver 2/7/16 (Super Bowl 50)
28	Troy Brown, New England 2/1/04 (Super Bowl XXXVIII)
11	Tommylee Lewis, at New Orleans 1/7/18
	Steve Breaston, Arizona 1/10/09
	Lito Sheppard, at Philadelphia 1/18/04

PUNT RETURN AVERAGE

Highest Punt Return Average, Game (min 3 ret)

10.00	Troy Brown, New England 2/1/04 (4-40) (Super Bowl XXXVIII)
5.50	Joey Galloway, Dallas 1/3/04 (4-22)
5.00	Steve Breaston, Arizona 1/10/09 (3-15)

KICKOFF RETURNS

Most Kickoff Returns, Game

7	Michael Bates, Dallas 1/3/04
6	Chad Morton, at New York Giants 1/8/06
5	Rashed Davis, at Chicago 1/15/06
	Arlen Harris, at St. Louis 1/10/04

KICKOFF RETURN YARDS

Most Kickoff Return Yards, Game

172	Michael Bates, Dallas 1/3/04
124	Arlen Harris, at St. Louis 1/10/04
122	Chad Morton, at New York Giants 1/8/06

Longest Kickoff Return

50	Tyler Lockett, Seattle 1/17/16
49	Desmond Howard, at Green Bay 1/12/97
48	Ted Ginn, Jr., Arizona 1/3/15

KICKOFF RETURN AVERAGE

Highest Kickoff Return Average, Game (min 3 ret)

30.67	Tyler Lockett, Seattle 1/17/16 (3-92)
26.00	Desmond Howard, at Green Bay 1/12/97 (4-104)
24.80	Arlen Harris, at St. Louis 1/10/04 (5-124)

COMBINED KICK RETURNS

Most Combined Kick Returns, Game

7	Chad Morton, at New York Giants 1/8/06 (1-P, 6-K)
	Michael Bates, Dallas 1/3/04 (7-K)
5	Rashed Davis, at Chicago 1/15/06 (5-K)
	Arlen Harris, at St. Louis 1/10/04 (5-K)
	Desmond Howard, at Green Bay 1/12/97 (1-P, 4-K)
4	4x, most recently, Tyler Lockett, Seattle 1/17/16 (1-P, 3-K)

COMBINED KICK RETURN YARDS

Most Combined Kick Return Yards, Game

172	Michael Bates, Dallas 1/3/04 (172-K)
127	Chad Morton, at New York Giants 1/8/06 (5-P, 122-K)
124	Arlen Harris, at St. Louis 1/10/04 (124-K)

COMBINED NET YARDS

(YARDS GAINED VIA RUSHING, RECEIVING, INTERCEPTION RETURN, PUNT RETURN, KICKOFF RETURN, AND FUMBLE RETURN)

COMBINED ATTEMPTS

Most Combined Attempts, Game

35	Shaun Alexander, at Seattle 1/22/06 (35-R, 1-P)
28	Marshall Faulk, at St. Louis 1/10/04 (19-R, 9-P)
27	CJ Anderson, vs. Denver 2/7/16 (23-R, 4-P)
27	Edgar Bennett, at Green Bay 1/12/97 (25-R, 2-P)

Most Combined Net Yards, Game

205	Dorsey Levens, at Green Bay 1/12/97 (88-R, 117-P)
175	Tyler Lockett, Seattle 1/17/16 (8-PB, 92-KOR, 75-P)
172	Michael Bates, Dallas 1/3/04 (172-KOR)

SACKS

Most Sacks, Game

2.5	Von Miller, Denver 2/7/16 (Super Bowl 50)
	Ahmad Brooks, San Francisco 1/12/14
2.0	DeMarcus Ware, Denver 2/7/16 (Super Bowl 50)
	Rocky Bernard, at Seattle 1/22/06
	Michael Strahan, at New York Giants 1/8/06
	Mike Vrabel, New England 2/1/04 (Super Bowl XXXVIII)
	Brian Young, at St. Louis 1/10/04

FUMBLES

Most Fumbles, Game

2	Peyton Manning, Denver 2/7/16 (Super Bowl 50)
	Carson Palmer, Arizona 1/24/16
1	17x, most recently, Brandon Coleman at New Orleans 1/7/18

Most Own Fumbles Recovered, Game

2	Russell Wilson, at Seattle 11/10/15
1	10x, most recently, Mark Ingram at New Orleans 1/7/18

Most Opponent Fumbles Recovered, Game

1	11x, most recently, Malik Johnson, T.J. Ward and Danny Trevathan, Denver 2/7/16 (Super Bowl 50)
---	---

Longest Fumble Return

30	Rashad Johnson, Arizona 1/3/15
5	T.J. Ward, Denver 2/7/16 (Super Bowl 50)
	Marcus Trufant, at Seattle 1/22/06

**for the
moments
she'll never
forget.**

Lisa Georges

Atrium Health Levine Cancer Patient



Atrium Health



OFFICIAL HEALTH CARE PARTNER OF THE CAROLINA PANTHERS



TEAM HISTORY

SEASON-BY-SEASON RESULTS

Year	W-L-T	Division Finish	Postseason	Coach
1995	7-9	4th NFC West	--	Dom Capers
1996	12-4	1st NFC West	1-1 (NFC Championship)	Dom Capers
1997	7-9	2nd NFC West	--	Dom Capers
1998	4-12	4th NFC West	--	Dom Capers
1999	8-8	2nd NFC West	--	George Seifert
2000	7-9	3rd NFC West	--	George Seifert
2001	1-15	5th NFC West	--	George Seifert
2002	7-9	4th NFC South	--	John Fox
2003	11-5	1st NFC South	3-1 (Super Bowl XXXVIII)	John Fox
2004	7-9	3rd NFC South	--	John Fox
2005	11-5	2nd NFC South	2-1 (NFC Championship)	John Fox
2006	8-8	2nd NFC South	--	John Fox
2007	7-9	2nd NFC South	--	John Fox
2008	12-4	1st NFC South	0-1 (NFC Divisional)	John Fox
2009	8-8	3rd NFC South	--	John Fox
2010	2-14	4th NFC South	--	John Fox
2011	6-10	3rd NFC South	--	Ron Rivera
2012	7-9	2nd NFC South	--	Ron Rivera
2013	12-4	1st NFC South	0-1 (NFC Divisional)	Ron Rivera
2014	7-8-1	1st NFC South	1-1 (NFC Divisional)	Ron Rivera
2015	15-1	1st NFC South	2-1 (Super Bowl 50)	Ron Rivera
2016	6-10	4th NFC South	--	Ron Rivera
2017	11-5	2nd NFC South	0-1 (NFC Wild Card)	Ron Rivera
2018	7-9	3rd NFC South	--	Ron Rivera
2019	5-11	4th NFC South	-- Ron Rivera (12 games); Perry Fewell (4)	
2020	5-11	3rd NFC South	--	Matt Rhule
2021	5-12	4th NFC South	--	Matt Rhule
2022	7-10	2nd NFC South	-- Matt Rhule (5); Steve Wilks (12)	
2023	2-15	4th NFC South	-- Frank Reich (11); Chris Tabor (6)	
2024	5-12	3rd NFC South	--	Dave Canales
Totals	219-264-1	6 Division Titles	9-8 (2 SB appearances)	
Coach	Years	Record	Postseason Appearances (Record)	
Dom Capers	1995-98	30-34 (.469)	1 (1-1)	
George Seifert	1999-01	16-32 (.333)	0	
John Fox	2002-10	73-71 (.507)	3 (5-3)	
Ron Rivera	2011-19	76-67-1 (.531)	4 (3-4)	
Matt Rhule	2020-22	11-27 (.289)	0	
Frank Reich	2023	1-10 (.091)	0	
Dave Canales	2024	5-12 (.294)	0	

SEASON-BY-SEASON RESULTS

WON 7, LOST 9

HEAD COACH DOM CAPERS				4th NFC WEST
09/03	L	20-23OT	at Atlanta	58,808
09/10	L	9-31	at Buffalo	79,190
09/17	L	10-31	ST. LOUIS	54,060
10/01	L	13-20	TAMPA BAY	50,076
10/08	L	27-31	at Chicago	59,668
10/15	W	26-15	NEW YORK JETS	52,613
10/22	W	20-3	NEW ORLEANS	55,484
10/29	W	20-17OT	at New England	60,064
11/05	W	13-7	at San Francisco	61,722
11/12	L	17-28	at St. Louis	65,598
11/19	W	26-7	ARIZONA	49,582
11/26	L	27-34	at New Orleans	39,580
12/03	W	13-10	INDIANAPOLIS	49,841
12/10	L	10-31	SAN FRANCISCO	76,136
12/17	W	21-17	ATLANTA	53,833
12/24	L	17-20	at Washington	42,903

STATISTIC

	CAR.	OPP.
TOTAL FIRST DOWNS	250	288
Rush/Pass/Pen.	74/157/19	99/175/14
3rd Down: Made/Att.	93/244	98/240
3rd Down Pct.	38.1	40.8
4th Down: Made/Att.	4/9	7/12
4th Down Pct.	44.4	58.3
POSSESSION AVG.	29:27	30:33
TOTAL NET YARDS	4619	5027
Avg. Per Game	288.7	314.2
Total Plays	1029	1072
Avg. Per Play	4.5	4.7
NET YARDS RUSHING	1573	1576
Avg. Per Game	98.3	98.5
Total Rushes	454	450
NET YARDS PASSING	3046	3451
Avg. Per Game	190.4	215.7
Sacked/Yards Lost	38/258	36/265
Gross Yards	3304	3716
Attempts/Complete	537/263	586/310
Completion Pct.	49.0	52.9
Had Intercepted	25	21
PUNTS/AVERAGE	96/41.0	94/40.4
Net Punting Avg.	36/35.2	94/34.0
PENALTIES/YARDS	94/683	112/808
FUMBLES/BALL LOST	28/16	28/16
TOUCHDOWNS	30	38
Rushing	10	17
Passing	16	15
Return	4	6

SCORING

	TD	Ru	Pa	Rt	PAT	FG	2	S	PT
Kasay	0	0	0	0	27/28	26/33	0	0	105
Green	6	0	6	0	0/0	0/0	0	0	36
Moore	4	4	0	0	0/0	0/0	0	0	24
Carrier	3	0	3	0	0/0	0/0	0	0	18
Collins	3	3	0	0	0/0	0/0	0	0	18
Metzelaars	3	0	3	0	0/0	0/0	0	0	18
Griffith	2	1	1	0	0/0	0/0	0	0	12
Guliford	2	0	1	1	0/0	0/0	0	0	12
Christian	1	0	1	0	0/0	0/0	1	0	8
Beebe	1	0	1	0	0/0	0/0	0	0	6
Johnson	1	1	0	0	0/0	0/0	0	0	6
Kragen	1	0	0	1	0/0	0/0	0	0	6
McKyer	1	0	1	0	0/0	0/0	0	0	6
Mills	1	0	1	0	0/0	0/0	0	0	6
Workman	1	1	0	0	0/0	0/0	0	0	6
Rasby	0	0	0	0	0/0	0/0	1	0	2
TEAM	30	10	16	4	27/28	26/33	2	0	289
OPPONENTS	38	17	15	6	38/38	19/26	0	1	325

RUSHING

	No	Yds	Avg	Long	TD
Moore	195	740	3.8	53t	4
Griffith	65	197	3.0	15	1
Christian	41	158	3.9	17	0
Johnson	24	110	4.6	23t	1
Workman	35	139	4.0	14	1
Thomas	22	90	4.1	13	0
Collins	42	74	1.8	10	3
Baldwin	23	61	2.7	9	0
Reich	1	3	3.0	3	0
Stone	1	3	3.0	3	0
Guliford	2	2	1.0	1	0
Carrier	3	-4	-1.3	4	0
TEAM	454	1573	3.5	53t	10
OPPONENTS	450	1576	3.5	35t	17

RECEIVING

	No	Yds	Avg	Long	TD
Carrier	66	1002	15.2	66t	3
Green	47	882	18.8	89t	6
Guliford	29	444	15.3	49	1
Christian	29	225	8.8	23	1
Johnson	16	121	7.6	37	0
Metzelaars	20	171	8.6	27	3
Beebe	14	152	10.9	24	1
Workman	13	74	5.7	14	0
Griffith	11	63	5.7	15	1
Rasby	5	47	9.4	15	0
Moore	4	12	3.0	5	0
Campbell	3	32	10.7	12	0
Thomas	3	24	8.0	14	0
Tillman	2	22	11.0	12	0
Dennis	1	3	3.0	3	0
TEAM	263	3304	12.6	89t	16
OPPONENTS	310	3716	12.0	77t	15

INTERCEPTIONS

	No	Yds	Avg	Long	TD
Maxie	6	59	9.8	49	0
Mills	5	58	11.6	36t	1
McKyer	3	99	33.0	96t	1
Terrell	3	33	11.0	21	0
Poole	2	8	4.0	4	0
McDowell	1	33	33.0	33	0
Kragen	1	29	29.0	29	0
TEAM	21	319	15.2	96t	2
OPPONENTS	25	221	8.8	35	3

PUNTING

	No	Yds	Avg	Net	TB	I20	Lg	B
Barnhardt	95	3906	41.1	35.2	11	27	54	0
Kasay	1	32	32.0	32.0	0	1	32	0
TEAM	96	3938	41.0	35.2	11	28	54	0
OPPONENTS	94	3796	40.4	34.0	5	23	58	1

PUNT RET.

	Ret	FC	Yds	Avg	Long	TD
Guliford	43	22	475	11.0	62t	1
Carrier	6	1	25	4.2	9	0
TEAM	49	23	500	10.2	62t	1
OPPONENTS	39	23	342	8.8	45	0

KICKOFF RET.

	No	Yds	Avg	Long	TD
By/nof's	18	335	18.6	35	0
Baldwin	14	316	22.6	36	0
Stone	12	269	22.4	40	0
Beebe	9	215	23.9	38	0
Butcher	1	5	5.0	5	0
Philyaw	1	23	23.0	23	0
TEAM	55	1163	21.1	40	0
OPPONENTS	62	1159	18.7	83	0

PASSING

	Att	Cmp	Yds	Cmp%	Yd/Att	TD	TD%	Int	Int%	Lg	TK/LS	Rate
Collins	433	214	2717	49.4	6.27	14	3.2	19	4.4	89t	24/150	61.9
Reich	84	37	441	44.0	5.25	2	2.4	2	2.4	46	12/100	58.7
TEAM	537	263	3304	49.0	6.15	16	3.0	25	4.7	89t	38/258	59.1
OPPONENTS	586	310	3716	52.9	6.34	15	2.6	21	3.6	77t	36/265	66.2

SCORE BY PERIODS

	1	2	3	4	OT	TOT
TEAM	35	98	78	75	3	289
OPPONENTS	62	106	72	82	3	325

DEFENSE

	TOT	S	A	FF	FR	QP	PD
Mills	130	98	32	6	4	9	6
Bailey	114	85	29	0	0	8	2
Maxie	105	81	24	1	1	3	22
Terrell	73	61	12	1	1	0	8
Poole	68	60	8	3	0	6	16
McKyer	66	59	7	0	2	0	22
Lathon	64	43	21	1	1	19	1
Conner	61	41	20	1	0	12	2
Fox	57	38	19	0	0	28	10
Kragen	55	41	14	1	2	11	1
R. Smith	43	34	9	0	0	2	19
McDowell	41	33	8	0	1	0	9
Williams	30	18	12	0	0	5	2
Price	25	15	10	1	1	2	0
M. Thomas	19	9	10	0	0	11	1
King	10	7	3	0	0	22	4
Faryniarz	8	7	1	0	0	2	0
Lofton	7	7	0	0	0	0	1
Butcher	4	4	0	0	0	0	0
Reed	4	4	0	0	0	0	3
Cota	4	4	0	0	1	0	2
Zgonina	2	2	0	0	0	0	0
Royal	2	2	0	0	0	1	0
Hill	2	1	1	0	0	0	0

SACKS

	TOTAL	M. Thomas
Player	8.0	2.0
Lathon	7.0	1.0
Conner	4.5	Price
Mills	4.5	Team
Fox	3.0	TEAM
Bailey	2.0	OPPONENTS
Poole		38.0

F.GOALS

	1-19	20-29	30-39	40-49	50+
Kasay	0/0	6/6	10/14	9/12	1/1
TEAM	0/0	6/6	10/14	9/12	1/1
OPPONENTS	1/1	7/7	7/11	2/4	2/3

Kasay (39g, 41G) (32N, 34G, 52G, 32G) (45G) (0) (21G, 49G) (23G, 43N, 39G, 40G, 30G) (45G, 37G) (38N, 27G, 39N, 29G) (39G, 47G) (43N, 23G) (37B, 42G, 30G) (22G) (34G, 48B, 38G) (43G) (0) (42G) Opponents (27G, 51G, 58N, 35G) (39G) (39N, 48B, 34G, 32N) (25G, 27G, 49N) (23G) (50G, 39G) (29G) (19G) (32N) (0) 45G, 39G, 36N) (47G) (20G) (34G) (29G, 32G)

PANTHERS USUAL STARTERS

WR 84	Guliford (9)	LE 93	Fox (16)
LT 78	Brockermeyer (16)	NT 71	Kragen (15)
LG 65	Garcia (14)	RE 98	Williams (15)
C 64	Whitley (16)	LOLB 57	Lathon (15)
RG 52	Elliott (14)	LULB 51	Mills (16)
RT 62	Dennis (9)	RILB 54	Bailey (14)
TE 88	Metzelaars (14)	ROLB 56	Conner (16)
WR 83	Carrier (14)	LCB 38	Poole (13)
QB 12	Collins (13)	RCB 22	McKyer (16)
FB 44	Christian (12)	SS 39	Maxie (16)
HB 20	Moore (10)	FS 40	Terrell (13)

SEASON-BY-SEASON RESULTS

WON 12, LOST 4

HEAD COACH DOM CAPERS				1st NFC WEST
09/01	W	29-6	ATLANTA	69,522
09/08	W	22-20	at New Orleans	43,288
09/22	W	23-7	SAN FRANCISCO	72,224
09/29	L	14-24	at Jacksonville	71,537
10/06	L	12-14	at Minnesota	60,864
10/13	W	45-13	ST. LOUIS	70,535
10/20	W	19-7	NEW ORLEANS	70,888
10/27	L	9-20	at Philadelphia	65,982
11/03	L	17-20	at Atlanta	42,726
11/10	W	27-17	NEW YORK GIANTS	70,298
11/17	W	20-10	at St. Louis	60,652
11/24	W	31-6	at Houston	20,107
12/01	W	24-0	TAMPA BAY	57,623
12/08	W	30-24	at San Francisco	66,291
12/15	W	27-16	BALTIMORE	70,075
12/22	W	18-14	PITTSBURGH	72,217

NFC DIVISIONAL PLAYOFF

01/05	W	26-17	DALLAS	72,808
-------	---	-------	--------	--------

NFC CHAMPIONSHIP

01/12	L	13-30	at Green Bay	60,216
-------	---	-------	--------------	--------

STATISTIC

	CAR.	OPP.
TOTAL FIRST DOWNS	292	251
Rush/Pass/Pen	93/160/39	69/167/15
3rd Down: Made/Att	84/225	71/219
3rd Down Pct.	37.2	32.4
4th Down: Made/Att	6/13	7/22
4th Down Pct.	46.2	31.8
POSSESSION AVG.	30.48	29.12
TOTAL NET YARDS	4812	4776
Avg. Per Game	300.8	298.5
Total Plays	1025	990
Avg. Per Play	4.7	4.8
NET YARDS RUSHING	1729	1562
Avg. Per Game	108.1	97.6
Total Rushes	502	374
NET YARDS PASSING	3083	3214
Avg. Per Game	192.7	200.9
Sacked/Yards Lost	36/250	60/371
Gross Yards	3333	3585
Attempts/Complete	487/273	556/307
Completion Pct.	56.1	55.2
Had Intercepted	11	22
PUNTS/AVERAGE	78/40.5	95/43.8
Net Punting Avg.	78/35.7	95/35.3
PENALTIES/YARDS	94/638	133/1155
FUMBLES/BALL LOST	25/14	25/16
TOUCHDOWNS	36	24
Rushing	9	6
Passing	22	17
Return	5	1

SCORING

	TDRU	PART	PAT	FG	2 S	PT
Kasay	0	0	0	34/35	37/45	0 145
Walls	10	0	10	0/0	0/0	0 60
Carrier	6	0	6	0/0	0/0	0 36
Johnson	6	6	0	0/0	0/0	0 36
Green	3	0	3	0/0	0/0	0 18
Griffith	2	1	1	0/0	0/0	0 12
Bates	1	0	1	0/0	0/0	0 6
K. Greene	1	0	1	0/0	0/0	0 6
S. Greene	1	0	1	0/0	0/0	0 6
Ismail	1	1	0	0/0	0/0	0 6
King	1	0	1	0/0	0/0	0 6
Mills	1	0	1	0/0	0/0	0 6
Muhammad	1	0	1	0/0	0/0	0 6
Oliver	1	0	1	0/0	0/0	0 6
Phil yaw	1	1	0	0/0	0/0	0 6
Collins	0	0	0	0/0	0/0	1 2
TEAM	36	9	22	5	34/35	37/45 2 0367
OPPONENTS	24	6	17	1	23/24	17/20 0 0218

RUSHING

Johnson	300	1120	3.7	29	6
Biakabutuka	71	229	3.2	17	0
Oliver	47	183	3.9	16	0
Ismail	8	80	10.0	35t	1
Collins	32	38	1.2	14	0
Philyaw	12	38	3.2	8	1
Beuerlein	12	17	1.4	13	0
Hoard	5	11	2.2	5	0
Griffith	12	7	0.6	3	1
Stone	1	6	6.0	6	0
Green	1	1	1.0	1	0
Muhammad	1	-1	-1.0	-1	0
TEAM	502	1729	3.4	35t	9
OPPONENTS	374	1562	4.2	80t	6

RECEIVING

Walls	61	713	11.7	40t	10
Carrier	58	808	13.9	39	6
Green	46	614	13.3	50	3
Griffith	27	223	8.3	21	1
Johnson	26	192	7.4	55	0
Muhammad	25	407	16.3	54t	1
Oliver	15	144	9.6	29	0
Ismail	12	214	17.8	51	0
S. Greene	2	7	3.5	6	1
Stone	1	11	11.0	11	0
TEAM	273	3333	12.2	55	22
OPPONENTS	307	3585	11.7	55	17

INTERCEPTIONS

Cota	5	63	12.6	35	0
Davis	5	57	11.4	36	0
Cook	3	28	9.3	22	0
Terrell	3	6	2.0	6	0
Lofton	1	42	42.0	42	0
Maxie	1	35	35.0	35	0
Poole	1	35	35.0	35	0
Mills	1	10	10.0	10	0
King	1	1	1.0	1	0
Pieri	1	0	0.0	0	0
TEAM	22	277	12.6	42	0
OPPONENTS	11	41	3.7	22t	1

PUNTING

Stark	77	3128	40.6	36.0	9	21	60	0
Kasay	1	30	30.0	10.0	1	0	30	0
TEAM	78	3158	40.5	35.7	10	21	60	0
OPPONENTS	95	4159	43.8	35.3	9	18	68	1

PUNT RET.

Oliver	52	17	598	11.5	84t	1
Poole	3	0	26	8.7	12	0
TEAM	55	17	624	11.3	84t	1
OPPONENTS	32	25	173	5.4	25	0

KICKOFF RET.

Bates	33	998	30.2	93t	1
Oliver	7	160	22.9	33	0
Ismail	5	100	20.0	30	0
S. Greene	2	10	5.0	6	0
Baker	1	11	11.0	11	0
Bickett	1	12	12.0	12	0
Hoard	1	19	19.0	19	0
TEAM	50	1310	26.2	93t	1
OPPONENTS	71	1429	20.1	33	0

PASSING

Att	Cmp	Yds	Cmp%	Yd/Att	TD	38	Int	Int%	Lg	TK/LS	Rate
Collins	364	204	2454	66.7	6.74	14	3	2.5	55	18/114	79.4
Beuerlein	123	69	879	56.1	7.15	8	6.5	2	1.6	40t	93.5
TEAM	487	273	3333	56.1	6.84	22	4.5	11	2.3	55	83.0
OPPONENTS	556	307	3585	55.2	6.45	17	3.1	22	4.0	55	68.7

SCORE BY PERIODS

	1	2	3	4	OT	TOT
TEAM	74	102	107	84	0	367
OPPONENTS	62	100	23	33	0	218

DEFENSE

Mills	138	108	30	0	2	10	5
Lathon	103	69	34	2	2	30	1
Bailey	90	58	32	0	0	7	3
Terrell	90	60	30	0	0	1	6
Poole	80	65	15	0	1	2	22
Kragen	77	52	25	3	2	5	3
Greene, K.	74	47	27	5	3	32	3
Maxie	71	48	23	0	0	4	7
Davis	68	57	11	2	0	0	22
Cota	63	52	11	0	0	2	5
Williams	49	28	21	1	0	8	2
Miller	43	28	15	1	0	18	2
Fox	42	28	14	0	0	9	1
Cook	34	25	9	2	1	3	11
King	28	23	5	1	1	11	3
Bickett	17	11	6	1	0	2	1
Lofton	13	9	4	0	0	0	3
Royal	12	11	1	0	0	1	1
Pieri	11	11	0	0	0	1	1
R. Smith	11	10	1	0	0	14	1
Thomas	9	6	3	0	0	6	0
McDaniel	2	1	1	0	0	0	1
Jeter	1	1	0	0	0	0	0
Colston	1	1	0	0	0	0	0
Baker	1	1	0	0	0	0	0

SACKS

Player	TOTAL	Bailey	2.5
K. Greene	14.5	Bickett	2.0
Lathon	13.5	Fox	2.0
Mills	5.5	Cota	1.0
Cook	4.0	R. Smith	1.0
Thomas	4.0	Williams	1.0
King	3.0	TEAM	60.0
Kragen	3.0	OPPONENTS	36.0
Miller	3.0		

F.GOALS

	1-19	20-29	30-39	40-49	50+
Kasay	2/2	14/14	11/12	7/10	3/7
TEAM	2/2	14/14	11/12	7/10	3/7
OPPONENTS	0/0	5/5	3/5	8/9	1/1
Kasay (32G,36G,53G,38G,42G)					
(51G,22G,29G,51G,23G) (28G,35G,19G) (45N)					
(22G) (50N, 51N, 22G) (23G, 52N, 40G,26G, 39G)					
(51N,47G,39G,29G) (40G) (49N,42G,28G) (38G, 34G)					
(49G) (23G) (45N,18G,26G,33G, 31N) (29G,44G)					
(35G,30G,29G)					
Opponents (46G,33N,33G) (48G,43G) () (53G) (32N)					
() ()(46G,21G) (25G,45G) (22G) (41G,45N) (24G,45G) ()					
(31G) (37G,46G,25G) ()					

PANTHERS USUAL STARTERS

WR 86	Green (12)	LE 93	Fox (11)
LT 78	Brockmeyer (8)	NT 71	Kragen (16)
LG 52	Elliott (8)	RE 98	Williams (14)
C 64	Whitley (8)	LOLB 91	Greene (16)
RG 75	Skrepnak (16)	LILB 51	Mills (16)
RT 76	Garrido (8)	RILB 54	Bailey (14)
TE 85	Walls (16)	ROLB 57	Lathon (16)
WR 83	Carrier (15)	LCB 25	Davis (16)
QB 12	Collins (12)	RCB 38	Poole (15)
FB 30	Griffith (14)	SS 39	Maxie (13)
HB 23	Johnson (11)	FS 40	Terrell (16)

SEASON-BY-SEASON RESULTS

WON 7, LOST 9

HEAD COACH DOM CAPEERS				2nd NFC WEST
08/31	L	10-24	WASHINGTON	72,633
09/07	W	9-6	at Atlanta	51,829
09/14	W	26-7	at San Diego	63,149
09/21	L	14-35	KANSAS CITY	67,402
09/29	L	21-34	SAN FRANCISCO	70,972
10/12	L	14-21	at Minnesota	62,625
10/19	W	13-0	at New Orleans	50,963
10/26	W	21-12	ATLANTA	54,675
11/02	W	38-14	OAKLAND	71,064
11/09	L	0-34	at Denver	71,408
11/16	L	19-27	at San Francisco	61,500
11/23	W	16-10	at St. Louis	64,609
11/30	L	13-16	NEW ORLEANS	57,957
12/08	W	23-13	at Dallas	63,251
12/14	L	10-31	GREEN BAY	70,887
12/20	L	18-30	ST. LOUIS	58,101

STATISTIC

	CAR.	OPP.
TOTAL FIRST DOWNS	284	290
Rush/Pass/Pen	91/170/23	112/163/15
3rd Down: Made/Att	99/225	82/222
3rd Down Pct.	44.0	36.9
4th Down: Made/Att	3/9	6/18
4th Down Pct.	33.3	33.3
POSSESSION AVG.	29:43	30:17
TOTAL NET YARDS	4615	4980
Avg. Per Game	1019	1023
Total Plays	1025	990
Avg. Per Play	4.5	4.9
NET YARDS RUSHING	1770	1973
Avg. Per Game	110.6	123.3
Total Rushes	441	497
NET YARDS PASSING	2845	3007
Avg. Per Game	177.8	187.9
Sacked/Yards Lost	44/311	36/246
Gross Yards	3156	3253
Attempts/Complete	534/289	490/260
Completion Pct.	54.1	53.1
Had Intercepted	24	11
PUNTS/AVERAGE	85/42.4	88/42.7
Net Punting Avg.	85/36.4	88/37.1
PENALTIES/YARDS	94/763	97/757
FUMBLES/BALL LOST	30/15	26/11
TOUCHDOWNS	28	36
Rushing	11	12
Passing	17	17
Return	0	7

SCORING

TD	Ru	Pa	Rt	PAT	FG	2	S	PT
Kasay	0	0	0	0	25/26	0	0	91
Lane	7	7	0	0	0/0	0	0	42
Walls	6	0	6	0	0/0	0	0	36
Carruth	4	0	4	0	0/0	0	0	24
Biakabutuka	2	2	0	0	0/0	0	0	12
Carrier	2	0	2	0	0/0	0	0	12
S. Greene	2	1	1	0	0/0	0	0	12
Ismail	2	0	2	0	0/0	0	0	12
Johnson	1	0	1	0	0/0	1	0	8
Collins	1	1	0	0	0/0	0	0	6
E. Mills	1	0	1	0	0/0	0	0	6
Muhammad	0	0	0	0	0/0	1	0	2
Stone	0	0	0	0	0/0	1	0	2
TEAM	28	11	17	0	25/25	22/26	2	1265
OPPONENTS	36	12	17	7	35/35	21/25	0	0314

RUSHING

Lane	182	809	4.4	50	7
Johnson	97	358	3.7	20	0
Biakabutuka	75	299	4.0	26	2
S. Greene	45	157	3.5	10	1
Collins	26	65	2.1	21	1
Beuerlein	4	32	8.0	20	0
Ismail	4	32	8.0	18	0
Carruth	6	23	3.8	6	0
Oliver	1	0	0.0	0	0
Walter	1	-5	-5.0	-5	0
TEAM	441	1770	4.0	50	11
OPPONENTS	497	1973	4.0	26	12

RECEIVING

Walls	58	746	12.9	52	6
Carruth	44	545	12.4	52	4
S. Greene	40	277	6.9	25	1
Ismail	36	419	11.6	59	2
Carrier	33	436	13.2	36	2
Muhammad	27	317	11.7	38	0
Johnson	21	158	7.5	25	1
E. Mills	11	127	11.5	37	1
Lane	8	27	3.4	7	0
Oliver	6	47	7.8	11	0
Mangum	4	56	14.0	22	0
Rasby	1	1	1.0	1	0
TEAM	289	3156	10.9	59	17
OPPONENTS	260	3253	12.5	59	17

INTERCEPTIONS

Davis	5	25	5.0	17	0
Cota	2	28	14.0	15	0
Poole	2	0	0.0	0	0
S. Mills	1	18	18.0	18	0
Lathon	1	1	1.0	1	0
TEAM	11	72	6.5	18	0
OPPONENTS	24	265	11.0	62t	2

PUNTING

Walter	85	3604	42.4	36.4	4	29	62	0
TEAM	85	3604	42.4	36.4	4	29	62	0
OPPONENTS	88	3756	42.7	37.1	9	25	60	1

PUNT RET.

Poole	26	18	191	7.3	40	0
Oliver	14	5	111	7.9	26	0
Bates	1	0	8	8.0	8	0
TEAM	41	23	310	7.6	40	0
OPPONENTS	38	25	428	11.3	82t	2

KICKOFF RET.

Bates	47	1281	27.3	56	0
E. Mills	4	65	16.3	33	0
S. Greene	3	18	6.0	8	0
Rasby	3	32	10.7	12	0
Stone	3	76	25.3	37	0
S. Mills	2	12	6.0	12	0
Garcia	1	11	11.0	11	0
Poole	1	5	5.0	5	0
TEAM	64	1500	23.4	56	0
OPPONENTS	55	1276	23.2	101	1

PASSING

Collins	381	200	2124	52.5
Beuerlein	153	89	1032	58.2
TEAM	534	289	3156	54.1
OPPONENTS	490	260	3253	53.1

SCORE BY PERIODS

	1	2	3	4	OT	TOT
TEAM	54	70	37	104	0	265
OPPONENTS	62	102	61	89	0	314

DEFENSE

Cota	153	107	46	0	1	2	8
Mills, S.	117	74	43	1	0	5	0
Royal	107	66	41	3	2	4	6
Barrow	105	71	34	4	2	17	0
Minter	83	62	21	2	2	4	10
Lathon	76	49	27	2	0	18	3
Kragen	75	47	28	0	0	4	3
Miller	72	54	18	1	1	11	1
Poole	60	53	7	1	1	1	18
Terrell	58	38	20	0	0	0	4
Davis	50	40	10	0	1	0	23
Fox	32	20	12	0	0	6	0
Turnbull	29	16	13	0	0	11	0
Seals	28	19	9	1	0	7	3
Smith, R.	18	17	1	0	0	1	0
Cook	14	11	3	0	0	3	6
King	14	11	3	0	0	9	1
Bailey	13	9	4	0	0	0	0
Williams	7	1	6	0	0	0	0
Raybon	6	1	5	0	0	3	2
Morabito	5	4	1	0	1	1	0
Gaskins	5	2	3	0	0	0	0
Tatum	1	1	0	0	0	1	0
Saleh	1	1	0	0	0	0	0
Pieri	0	0	0	0	0	1	0

SACKS

Player	TOTAL	Poole	1.0
Barrow	8.5	Turnbull	1.0
Miller	5.5	Seals	1.0
Royal	5.0	Cook	1.0
Minter	3.5	Saleh	1.0
Lathon	2.0	Raybon	0.5
Kragen	2.0	TEAM	36.0
King	2.0	OPPONENTS	44.0
Cota	1.0		

F.GOALS

	1-19	20-29	30-39	40-49	50+
Kasay	1/1	6/7	8/8	4/4	3/6
TEAM	1/1	6/7	8/8	4/4	3/6
OPPONENTS	0/0	6/6	4/4	8/12	3/3

Kasay: (52G)(55N,31G,31G,39G)(25G,36G,34G,28G)(54N,53N)(0)(25G,23G)(0)(54G)(0)(46G,27G)(36G,53G,27G)(44G,26B,31G)(34G,40G,18G)(43G)(0)
Opponents: (38G)(25G,28G)(0)(25G,48G)(0)(34G,44G)(45N)(42N,25G,50G)(28G,43G,47B)(40N,26G)(50G,51G,45G)(43G,32G)(31G)(49G,42G,47G)

PANTHERS USUAL STARTERS

WR 83	Carrier (6)	LE 93	Fox (9)
LT 78	Brockmeyer (13)	NT 71	Kragen (16)
LG 66	Campbell (11)	RE 99	Seals (7)
C 65	Garcia (16)	LOLB 56	Barrow (16)
RG 75	Sikrepanak (16)	LILB 51	Mills (16)
RT 76	Davids-Garrido (15)	RILB 58	Royal (13)
TE 85	Walls (15)	ROLB 57	Lathon (15)
WR 84	Carruth (14)	LCB 25	Davis (14)
QB 12	Collins (13)	RCB 38	Poole (16)
FB 43	Greene (14)	SS 37	Cota (16)
HB 32	Lane (7)	FS 30	Minter (11)

SEASON-BY-SEASON RESULTS

WON 4, LOST 12

HEAD COACH DOM CAPERS				4th NFC WEST
09/06	L	14-19	ATLANTA	65,129
09/13	L	14-19	at New Orleans	51,915
09/27	L	30-37	GREEN BAY	69,723
10/04	L	23-51	at Atlanta	50,724
10/11	L	20-27	at Dallas	64,181
10/18	L	13-16	at Tampa Bay	63,600
10/25	L	14-30	BUFFALO	64,050
11/01	W	31-17	NEW ORLEANS	62,514
11/08	L	23-25	at San Francisco	68,572
11/15	L	9-13	MIAMI	67,887
11/22	W	24-20	at St. Louis	50,716
11/29	L	21-48	at New York Jets	71,501
12/06	L	28-31OT	SAN FRANCISCO	63,332
12/13	L	25-28	WASHINGTON	46,940
12/20	W	20-13	ST. LOUIS	50,047
12/27	W	27-19	at Indianapolis	58,182

STATISTIC	CAR.	OPP.
TOTAL FIRST DOWNS.....	261.....	315
Rush/Pass/Pen.....	68/171/22.....	95/197/23
3rd Down: Made/Att.....	80/216.....	88/211
3rd Down Pct.....	37.0.....	41.7
4th Down: Made/Att.....	10/21.....	5/9
4th Down Pct.....	47.6.....	55.6
POSSESSION AVG.....	28:10.....	31:50
TOTAL NET YARDS.....	4,780.....	5842
Avg. Per Game.....	288.4.....	311.3
Total Plays.....	966.....	1029
Avg. Per Play.....	4.9.....	5.7
NET YARDS RUSHING.....	1,458.....	2133
Avg. Per Game.....	91.1.....	133.3
Total Rushes.....	405.....	491
NET YARDS PASSING.....	3,322.....	3709
Avg. Per Game.....	207.6.....	231.8
Sacked/Yards Lost.....	54/302.....	37/228
Gross Yards.....	3624.....	3937
Attempts/Complete.....	507/292.....	501/298
Completion Pct.....	57.6.....	59.5
Had Intercepted.....	18.....	19
PUNTS/AVERAGE.....	77/40.7.....	71/44.0
Net Punting Avg.....	77/38.1.....	71/35.2
PENALTIES/YARDS.....	113/931.....	110/892
FUMBLES/BALL LOST.....	39/17.....	24/14
TOUCHDOWNS.....	40.....	46
Rushing.....	11.....	14
Passing.....	25.....	30
Returns.....	4.....	2

SCORING

Kasay	TD	Ru	Pa	Rt	PAT	FG	2	S	PT
Kasay	0	0	0	0	35/37	19/26	0	0	92
Ismail	8	0	8	0	0/0	0	0	0	48
Muhammad	6	0	6	0	0/0	0	1	0	38
Lane	5	5	0	0	0/0	0	0	0	30
Walls	5	0	5	0	0/0	0	0	0	30
Biakabutuka	4	3	1	0	0/0	0	0	0	24
Floyd	4	3	1	0	0/0	0	0	0	24
Carrier	2	0	2	0	0/0	0	0	0	12
E. Davis	2	0	2	0	0/0	0	0	0	12
Bates	1	0	1	0	0/0	0	0	0	6
Broughton	1	0	1	0	0/0	0	0	0	6
Johnson	1	0	1	0	0/0	0	0	0	6
Stone	1	0	1	0	0/0	0	0	0	6
Collins	0	0	0	0	0/0	0	1	0	2
TEAM	40	11	25	4	35/37	19/26	2	0	336
OPPONENTS	46	14	30	2	41/43	30/31	1	2	413

RUSHING

Lane	205	717	3.5	31	5
Biakabutuka	101	427	4.2	41	3
Johnson	36	135	3.8	21	0
Floyd	28	71	2.5	7	3
Ismail	3	42	14.0	36	0
Collins	7	40	5.7	16	0
Beuerlein	22	26	1.2	13	0
Walter	3	0	0.0	0	0
TEAM	405	1458	3.6	41	11
OPPONENTS	491	2133	4.3	71	14

RECEIVING

Ismail	69	1024	14.8	62	8
Muhammad	68	941	13.8	72	6
Walls	49	506	10.3	30	5
Johnson	27	242	9.0	38	1
Floyd	24	123	5.1	20	1
Carrier	19	301	15.8	42	2
Lane	12	85	7.1	16	0
Biakabutuka	8	138	17.3	42	1
Broughton	6	142	23.7	68	1
Caruth	4	59	14.8	47	0
Hayes	3	62	20.7	35	0
Stone	1	7	7.0	7	0
Mangum	1	5	5.0	5	0
Collins	1	-11	-11.0	-11	0
TEAM	292	3624	12.4	72	25
OPPONENTS	298	3937	13.2	82	30

INTERCEPTIONS

E. Davis	5	81	16.2	56	2
Brady	4	85	21.3	43	0
Evans	2	18	9.0	18	0
Greene	2	18	9.0	18	0
Smith	1	43	43.0	43	0
Veland	1	24	24.0	24	0
Barrow	1	10	10.0	10	0
Minter	1	7	7.0	7	0
McGill	1	6	6.0	6	0
Lloyd	1	3	3.0	3	0
TEAM	19	295	15.5	56	2
OPPONENTS	18	179	9.9	41	0

PUNTING

Walter	77	3131	40.7	38.1	5	20	59	0
TEAM	77	3131	40.7	38.1	5	20	59	0
OPPONENTS	71	3125	44.0	35.2	8	14	60	1

PUNT RET.

Oliver	44	11	464	10.5	35	0
TEAM	44	11	464	10.5	35	0
OPPONENTS	20	36	94	4.7	24	0

KICKOFF RET.

Bates	59	1480	25.1	99t	1
Stone	9	252	28.0	45	0
Johnson	2	12	6.0	9	0
Oliver	2	43	21.5	25	0
Brady	1	8	8.0	8	0
Floyd	1	22	22.0	22	0
Jensen	1	9	9.0	9	0
Saleh	1	8	8.0	8	0
TEAM	76	1834	24.1	99t	1
OPPONENTS	65	1439	22.1	93t	1

PASSING

Beuerlein	343	216	2613	63.0
Collins	162	76	1011	46.9
Floyd	1	0	0	0.0
Walter	1	0	0	0.0
TEAM	507	292	3624	57.6
OPPONENTS	501	298	3937	59.5

SCORE BY PERIODS

	1	2	3	4	OT	TOT
TEAM	60	108	61	107	0	336
OPPONENTS	84	117	128	81	3	413

DEFENSE

Barrow	158	112	46	1	2	6	1
Brady	142	95	47	2	0	5	6
Alexander	114	77	37	1	0	2	11
Gilbert	89	49	40	2	0	25	3
Lloyd	81	48	33	2	1	7	0
Greene	66	47	19	1	1	36	1
Davis	65	61	4	1	1	0	17
Richardson	56	37	19	1	1	0	2
Peter	45	27	18	1	1	8	0
Evans	42	33	9	0	0	0	9
Miller	34	18	16	0	3	9	0
Fox	32	22	10	1	0	13	0
Minter	29	26	3	0	0	0	8
Tatum	26	18	8	1	0	3	2
Morabito	25	14	11	0	0	7	2
Lofton	25	20	5	0	0	0	11
Terry	22	14	8	0	0	3	0
Smith	19	16	3	0	1	0	4
Veland	16	11	5	1	0	0	3
McGill	16	13	3	1	0	0	7
Saleh	11	5	6	1	0	1	0
Wheeler	9	8	1	0	0	0	2
Lathon	7	4	3	0	0	1	0
Jones	4	2	2	0	0	3	0

SACKS

TOTAL	Fox	1.0
Greene	15.0	Jones 1.0
Gilbert	6.0	Lloyd 1.0
Barrow	4.0	McGill 1.0
Brady	4.0	Peter 1.0
Terry	2.0	TEAM 37.0
Davis	1.0	OPPONENTS 54.0

F.GOALS

	1-19	20-29	30-39	40-49	50+
Kasay	0/0	5/5	4/5	6/9	4/7
TEAM	0/0	5/5	4/5	6/9	4/7
OPPONENTS	0/0	10/10	7/7	12/12	1/2

Kasay: (145N)42G,42G,56G,54N,28G,153G,20G,47N)
(154G)(32B,50G,42G,41G,51N,57N)(32G,27G,43G)(35G)(
(47N)(26G)(32G,37G)(44G,27G)
Opponents: (43G)(46G,56G)(41G)(23G,25G,28G)
(27G,55N,38G)(33G)(42G,47G,44G)(49G)(46G)22G,
22G)(39G,41G)(30G,37G,26G,38G)(23G)(1)(43G,38G)
(22G,28G,47G,42G)

PANTHERS USUAL STARTERS

WR 87	Muhammad (16)	LE 97	Peter (11)
LT 78	Brockeremeyer (14)	NT 90	Morabito (5)
LG 66	Campbell (7)	RE 94	Gilbert (16)
C 65	Garcia (5)	LOLB 91	Greene (15)
RG 64	Lacina (10)	LILB 52	Brady (16)
RT 76	Daivids-Garrido (16)	RILB 56	Barrow (16)
TE 85	Walls (14)	ROLB 95	Lloyd (14)
WR 81	Ismail (15)	LCB 25	Davis (16)
QB 7	Beuerlein (12)	RCB 33	Evans (7)
FB 40	Floyd (13)	SS 39	Richardson (7)
HB 32	Lane (11)	FS 46	Alexander (11)

SEASON-BY-SEASON RESULTS

WON 8, LOST 8

2nd NFC WEST			
HEAD COACH GEORGE SEIFERT			
09/12	L	10-19	at New Orleans
09/19	L	20-22	JACKSONVILLE
09/26	W	27-3	CINCINNATI
10/03	L	36-38	at Washington
10/17	W	31-29	at San Francisco
10/24	L	9-24	DETROIT
10/31	L	20-27	at Atlanta
11/07	W	33-7	PHILADELPHIA
11/14	L	10-35	at St. Louis
11/21	W	31-17	at Cleveland
11/28	W	34-28	ATLANTA
12/05	L	21-34	ST. LOUIS
12/12	W	33-31	at Green Bay
12/18	W	41-24	SAN FRANCISCO
12/26	L	20-30	at Pittsburgh
01/02	W	45-13	NEW ORLEANS

STATISTIC

	CAR.	OPP.
TOTAL FIRST DOWNS	307	331
Rush/Pass/Pen	78/208/21	115/189/27
3rd Down: Made/Att	77/201	89/214
3rd Down Pct.	38.3	41.6
4th Down: Made/Att	10/20	11/20
4th Down Pct.	50.0	55.0
POSSESSION AVG.	29:23	30:37
TOTAL NET YARDS	5686	5503
Avg. Per Game	355.4	343.9
Total Plays	982	1042
Avg. Per Rushing	5.8	5.3
NET YARDS RUSHING	1525	1898
Avg. Per Game	95.3	118.6
Total Rushes	356	450
NET YARDS PASSING	4161	3605
Avg. Per Game	260.1	225.3
Sacked/Yards Lost	51/286	35/235
Gross Yards	4447	3840
Att./Completions	575/345	557/327
Completion Pct.	60.0	58.7
Had Intercepted	15	15
PUNTS/AVERAGE	65/39.4	74/39.5
Net Punting Avg.	65/36.7	74/34.4
PENALTIES/YARDS	106/857	109/877
FUMBLES/BALL LOST	24/19	22/14
TOUCHDOWNS	50	47
Rushing	12	13
Passing	36	26
Return	2	8

SCORING

	TD	Ru	Pa	Rt	PAT	FG	2	S	PT
Kasay	0	0	0	0	33/33	22/25	0	0	99
Jeffers	12	0	12	0	0/0	0/0	0	0	72
Walls	12	0	12	0	0/0	0/0	0	0	72
Muhammad	8	0	8	0	0/0	0/0	0	0	48
Biakabutuka	6	0	0	0	0/0	0/0	0	0	36
Cunningham	0	0	0	0	13/14	3/3	0	0	22
Floyd	3	3	0	0	0/0	0/0	0	0	18
Bates	2	0	2	0	0/0	0/0	0	0	12
Beuerlein	2	2	0	0	0/0	0/0	0	0	12
Hayes	2	0	2	0	0/0	0/0	0	0	12
Kinchen	2	0	2	0	0/0	0/0	0	0	12
Lane	1	1	0	0	0/0	0/0	0	0	6
TEAM	50	12	36	2	46/47	25/28	0	0	421
OPPONENTS	47	13	26	8	42/43	19/25	0	0	381

PASSING

	Att	Cmp	Yds	Cmp%	Yd/Att	TD	TD%	Int	Int%	Lg	TK/LS	Rate
Beuerlein	571	343	4436	60.1	7.77	36	6.3	15	2.6	88t	50/280	94.6
Lewis	3	2	11	66.7	3.67	0	0.0	0	0.0	12	1/6	72.9
Bono	1	0	0	0.0	0.0	0	0.0	0	0.0	0	0/0	39.6
TEAM	575	345	4447	60.0	7.73	36	6.3	15	2.6	88t	51/286	94.3
OPPONENTS	557	327	3840	58.7	6.89	26	4.7	15	2.7	67t	35/235	84.1

RUSHING

	No	Yds	Avg	Long	TD
Biakabutuka	138	718	5.2	67t	6
Lane	115	475	4.1	41t	1
Beuerlein	27	124	4.6	16	2
Floyd	35	78	2.2	16	3
Johnson	25	72	2.9	23	0
Metcalf	2	20	10.0	17	0
Jeffers	2	16	8.0	23	0
Bates	3	12	4.0	12	0
Hetherington	2	7	3.5	5	0
Caruth	1	4	4.0	4	0
Lewis	4	1	0.3	4	0
Bono	2	-2	-1.0	-1	0
TEAM	356	1525	4.3	67t	12
OPPONENTS	450	1898	4.2	44t	13

RECEIVING

	No	Yds	Avg	Long	TD
Muhammad	96	1253	13.1	60t	8
Jeffers	63	1082	17.2	88t	12
Walls	63	822	13.0	37t	12
Biakabutuka	23	189	8.2	32	0
Lane	23	163	7.1	23	0
Floyd	21	179	8.5	25	0
Caruth	14	200	14.3	43	0
Johnson	13	103	7.9	22	0
Hayes	11	270	24.5	56t	2
Metcalf	11	133	12.1	33	0
Kinchen	5	45	9.0	26t	2
Mangum	1	6	6.0	6	0
Bates	1	2	2.0	2	0
TEAM	345	4447	12.9	88t	36
OPPONENTS	327	3840	11.7	67t	26

INTERCEPTIONS

	No	Yds	Avg	Long	TD
Davis	5	49	9.8	16	0
Minter	3	69	23.0	44	0
Alexander	2	18	9.0	18	0
Evans	2	1	0.5	1	0
Richardson	1	27	27.0	27	0
Gilbert	1	4	4.0	4	0
Wells	1	1	1.0	1	0
TEAM	15	169	11.3	44	0
OPPONENTS	15	267	17.8	57t	3

PUNTING

	No	Yds	Avg	Net	TB	I20	Lg	B
Walter	65	2562	39.4	36.7	1	18	56	0
TEAM	65	2562	39.4	36.7	1	18	56	0
OPPONENTS	74	2924	39.5	34.4	7	16	57	1

PUNT RET.

	Ret	FC	Yds	Avg	Long	TD
Metcalf	34	18	238	7.0	30	0
Johnson	1	0	3	3.0	3	0
TEAM	35	18	241	6.9	30	0
OPPONENTS	32	21	158	4.9	27	0

KICKOFF RET.

	No	Yds	Avg	Long	TD
Bates	52	1287	24.8	100t	2
Metcalf	4	56	14.0	31	0
Kinchen	3	29	9.7	15	0
Lane	3	58	19.3	22	0
Mangum	2	20	10.0	13	0
Hetherington	1	16	16.0	16	0
Johnson	1	9	9.0	9	0
TEAM	66	1475	22.3	100t	2
OPPONENTS	76	1425	18.8	58	0

SCORE BY PERIODS

	1	2	3	4	OT	TOT
TEAM	90	155	89	87	0	421
OPPONENTS	78	111	67	125	0	381

DEFENSE

	TOT	S	A	FF	FR	QP	PD
Barrow	131	88	43	1	1	1	1
Wells	106	66	40	2	2	0	5
Alexander	96	75	21	1	0	0	8
Minter	91	67	24	0	2	2	6
Gilbert	81	63	38	18	3	0	5
Davis	77	65	12	0	1	1	12
Wiley	67	46	21	11	0	0	0
Evans	66	53	13	0	1	0	14
Morabito	57	43	14	7	0	0	0
Greene	49	34	15	11	1	3	1
Rucker	42	31	11	5	0	0	2
Peter	33	21	12	5	0	0	4
Tovar	32	17	15	0	0	0	1
Jones, D.	30	15	15	1	0	0	0
Edwards	29	21	8	6	0	0	0
Mullen	24	20	4	1	0	0	3
Swift	24	20	4	0	0	0	4
Tuaolo	22	13	9	3	0	1	0
Jones, E.	11	7	4	8	0	0	0
Richardson	10	9	1	1	0	0	0
Terry, R.	7	4	3	0	0	0	0
Navie	3	3	0	0	0	0	0
Dingle	3	1	2	0	0	0	0
Maumau	2	0	2	0	0	0	0
Scurlock	1	1	0	0	0	0	0
Terry, C.	0	0	0	0	0	1	0
Muhammad	0	0	0	0	1	0	0

SACKS

	TOTAL	Edwards	2.0
Player	12.0	Minter	1.0
Greene	4.5	Richardson	1.0
Peter	4.0	Thaold	1.0
Barrow	3.0	Wells	0.5
Rucker	2.5	TEAM	35.0
Gilbert	2.5	OPPONENTS	51.0
E. Jones			

F.GOALS

	1-19	20-29	30-39	40-49	50+
Cunningham	0/0	2/2	0/0	1/1	0/0
Kasay	1/1	8/8	6/6	5/6	2/4
TEAM	1/1	10/10	6/6	6/7	2/4
OPPONENTS	0/0	5/5	8/11	6/8	0/1

Kasay: (52G,53N)(0)48G,21G(0)43G,52N,43G,42G)
(19G)(21G,30G,23G)(31G,51G)(38G,28G,33G,22G)
(24G)(44G)(30G,24G,47N)(0)20G,37G(0)00
Cunningham: 0(000000000000)(21G,43G)(0)27G)
Opponents: (46G,21G)(36G,40G,31G,49N)
(47N,37N,30N,39G)(31G)(38G,34G,40G)(29G)
(39G,24G)(0)(38N,23G)(0)(44G,51N,29G)(40G)
(37G)(46G)(0)

PANTHERS USUAL STARTERS

WR 87	Muhammad (15)	LE 97	Peter (9)
LT 75	C. Jones (16)	NT 90	Morabito (16)
LG 66	Campbell (10)	RT 94	Gilbert (16)
C 65	Garcia (16)	RE 99	Wiley (16)
RG 61	Redmon (15)	SLB 51	Greene (16)
RT 70	Terry (16)	MLB 95	Wells (10)
TE 85	Walls (16)	WLB 56	Barrow (16)
WR 81	Jeffers (10)	LCB 25	Davis (16)
QB 7	Beuerlein (16)	RCB 33	Evans (16)
FB 40	Floyd (16)	SS 46	Alexander (16)
HB 32	Biakabutuka (11)	FS 30	Minter (16)

SEASON-BY-SEASON RESULTS

WON 7, LOST 9

HEAD COACH GEORGE SEIFERT		
09/03	L	17-20 at Washington
09/10	W	38-22 at San Francisco
09/17	L	10-15 ATLANTA
10/01	L	13-16OT DALLAS
10/08	W	26-3 SEATTLE
10/15	L	6-24 at New Orleans
10/22	W	34-16 SAN FRANCISCO
10/29	L	12-13 at Atlanta
11/05	W	27-24 at St. Louis
11/12	L	10-20 NEW ORLEANS
11/19	L	17-31 at Minnesota
11/27	W	31-14 GREEN BAY
12/03	W	16-13 ST. LOUIS
12/10	L	14-15 at Kansas City
12/17	W	30-22 SAN DIEGO
12/24	L	9-52 at Oakland

3rd NFC WEST

80,257
66,879
66,498
68,909
57,090
50,015
61,350
46,178
66,048
61,789
64,208
62,518
46,659
77,481
42,206
60,637

RUSHING

Blakabutuka	173	627	3.6	43	2
Hoover	89	290	3.3	35	1
Beuerlein	44	106	2.4	15	1
Hetherington	23	65	2.8	14	2
Lewis	8	36	4.5	19	0
Floyd	16	33	2.1	8	1
Bates	5	13	2.6	8	0
Muhammad	2	12	6.0	8	0
Craig	2	4	2.0	5	0
Walter	1	0	0.0	0	0
TEAM	363	1186	3.3	43	7
OPPONENTS	426	1944	4.6	42	12

RECEIVING

Muhammad	102	1183	11.6	36	6
Hayes	66	926	14.0	43	3
Blakabutuka	34	341	10.0	25	2
Walls	31	422	13.6	54	2
Byrd	22	241	11.0	34	2
Mangum	19	215	11.3	31	1
Floyd	17	114	6.7	15	1
Hoover	15	112	7.5	16	0
Hetherington	14	116	8.3	19	1
Bates	5	38	7.6	23	0
Crawford	4	47	11.8	16	1
Uwaezuoke	4	46	11.5	21	0
Hankton	4	38	9.5	14	0
Craig	2	4	2.0	4	0
Kinchen	1	7	7.0	7	0
TEAM	340	3850	11.3	54	19
OPPONENTS	352	3938	11.2	62	19

INTERCEPTIONS

Davis	5	14	2.8	8	0
Hitchcock	3	116	38.7	88	1
Minter	2	38	19.0	30	1
Evans	2	17	8.5	17	0
Wells	1	14	14.0	14	0
Gilbert	1	0	0.0	0	0
Navies	1	0	0.0	0	0
Robinson	1	0	0.0	0	0
Woodall	1	0	0.0	0	0
TEAM	17	199	11.7	88	2
OPPONENTS	19	365	19.2	46	2

PUNTING

Walter	64	2459	38.4	33.8	2	19	66	2
TEAM	66	2459	37.3	33.8	2	19	66	2
OPPONENTS	58	2311	39.8	32.3	10	13	55	0

PUNT RET.	1	1	1	1	1	1	1	1
Uwaezuoke	1	1	1	1	1	1	1	1
Bates	1	1	1	1	1	1	1	1
Davis	1	1	1	1	1	1	1	1
Byrd	1	1	1	1	1	1	1	1
Hitchcock	1	1	1	1	1	1	1	1
TEAM	1	1	1	1	1	1	1	1
OPPONENTS	1	1	1	1	1	1	1	1

PUNT RET.

Bates
Byrd
Hetherington
Burks
R. Green
TEAM
OPPONENTS

KICKOFF RET.

Beuerlein
Lewis
Walter
TEAM
OPPONENTS

PASSING

Att	Cmp	Yds	Cmp%	Yd/Att	TD	TD%	Int	Int%	Lg	TK/LS	Rate	
Beuerlein	533	324	3730	60.8	7.00	19	3.6	18	3.4	54	62/331	79.7
Lewis	32	16	120	50.0	3.75	0	0.0	1	3.1	16	7/51	46.4
Walter	1	0	0	0.0	0.00	0	0.0	0	0.0	0	0/0	39.6
TEAM	566	340	3850	60.1	6.80	19	3.4	19	3.4	54	69/382	77.7
OPPONENTS	552	352	3938	63.8	7.13	19	3.4	17	3.1	62	27/226	83.6

SCORE BY PERIODS

	1	2	3	4	OT	TOT
TEAM	78	106	60	66	0	310
OPPONENTS	46	108	70	83	3	310

DEFENSE

Minter	142	91	51	0	5	1	3
Robinson	118	69	49	0	1	3	1
Woodall	109	70	39	1	1	1	1
Towns	106	71	35	0	3	2	0
Evans	97	77	20	0	2	5	18
Wells	85	62	23	2	1	0	2
Davis	81	61	20	0	3	0	18
Gilbert	71	54	17	14	2	1	4
Rucker	52	34	18	7	1	0	1
Morabito	40	28	12	4	0	1	0
Lucas	38	21	17	3	1	1	2
Williams	37	23	14	7	1	0	1
Hitchcock	33	32	1	0	1	0	4
White	27	17	10	17	0	1	1
Navies	24	17	7	4	1	0	0
Peter	20	12	8	4	0	0	0
Anderson	19	13	6	0	0	0	2
Swann	18	10	8	8	0	0	5
McKinley	17	11	6	1	0	0	0
Richardson	5	3	2	0	0	0	1
Smith	5	3	2	0	0	0	0
Minor	4	0	4	0	0	0	0

SACKS

Player	TOTAL	Morabito	2.0
Williams	6.0	Navies	2.0
White	5.5	Peter	2.0
Gilbert	4.0	Swann	1.0
Rucker	2.5	TEAM	27.0
Minter	2.0	OPPONENTS	69.0

F.GOALS

	1-19	20-29	30-39	40-49	50+
Cunningham	0/0	3/5	2/2	0/0	0/0
Nedney	1/1	10/10	6/7	8/8	2/2
TEAM	1/1	13/15	8/9	7/8	2/2
OPPONENTS	0/0	8/8	7/10	5/9	0/3

Nedney: 0000(44G,42G,22G,29G,34N)(52G,46G)(30G,38G)(35G,48G,25G,24G)(35G,45G,24G,46G)(38G)(28G)(26G)(20G,23G,37G)(48N)(18G)(46G,21G,51G)
Cunningham: (29G,27N)(24G)(25B,33G)(39G,23G) 000000000000
Opponents: (24G,21G)(31G,50N,47N,27G)(27G,45N,24G)(42G)(51B,29G)(38G)(35G,46N,31G,42N)(28G,50N,37N)(33N,40G,42G)(43G)(1)(38G)(35G,24G,33G)(37B)(42G)

PANTHERS USUAL STARTERS

WR 81	Hayes (15)	LE 92	White (16)
LT 75	Jones (11)	LT 90	Morabito (13)
LG 66	Campbell (14)	RT 94	Gilbert (15)
C 65	Garcia (16)	RE 96	Williams (14)
RG 63	Nesbitt (16)	SLB 95	Wells (14)
RT 70	Terry (16)	MLB 57	Towns (14)
TE 85	Walls (8)	WLB 54	Woodall (16)
WR 87	Muhammad (16)	LCB 25	Davis (16)
QB 7	Beuerlein (16)	RCB 33	Evans (16)
FB 40	Floyd (8)	SS 30	Minter (16)
RB 21	Blakabutuka (11)	FS 41	Robinson (16)

SCORING

Nedney	0	0	0	0	20/20	26/28	0	0	98
Muhammad	6	0	6	0	0/0	0/0	0	0	36
Blakabutuka	4	2	2	0	0/0	0/0	0	0	24
Cunningham	0	0	0	0	9/9	5/7	0	0	24
Hayes	3	0	3	0	0/0	0/0	0	0	18
Hetherington	3	2	1	0	0/0	0/0	0	0	18
Byrd	2	2	0	0	0/0	0/0	0	0	12
Floyd	2	1	1	0	0/0	0/0	0	0	12
Walls	2	2	0	0	0/0	0/0	0	0	12
Beuerlein	1	1	0	0	0/0	0/0	1	0	8
Bates	1	0	1	0	0/0	0/0	0	0	6
Crawford	1	0	1	0	0/0	0/0	0	0	6
Evans	1	0	1	0	0/0	0/0	0	0	6
Hitchcock	1	0	1	0	0/0	0/0	0	0	6
Hoover	1	1	0	0	0/0	0/0	0	0	6
Mangum	1	1	0	0	0/0	0/0	0	0	6
Minter	1	0	1	0	0/0	0/0	0	0	6
Uwaezuoke	1	0	1	0	0/0	0/0	0	0	6
TEAM	31	7	19	529	2931/35	2	0	310	10310
OPPONENTS	35	12	19	430	3120/30	2	3	310	10310

SEASON-BY-SEASON RESULTS

WON 1, LOST 15

HEAD COACH GEORGE SEIFERT			
09/09	W	24-13	at Minnesota
09/23	L	16-24	at Atlanta
09/30	L	7-28	GREEN BAY
10/07	L	14-24	at San Francisco
10/14	L	25-27	NEW ORLEANS
10/21	L	14-17OT	at Washington
10/28	L	12-13	NEW YORK JETS
11/04	L	6-23	at Miami
11/11	L	14-48	at St. Louis
11/18	L	22-25OT	SAN FRANCISCO
11/25	L	7-10	ATLANTA
12/02	L	23-27	at New Orleans
12/09	L	24-25	at Buffalo
12/23	L	32-38	ST. LOUIS
12/30	L	7-30	ARIZONA
01/06	L	6-38	NEW ENGLAND

5th NFC WEST

64,108
49,312
67,417
66,944
46,744
74,480
59,253
72,597
66,069
58,054
50,219
70,020
44,549
47,873
43,272
21,070

RUSHING

Huntley	165	665	4.0	25	2
Biakabutuka	53	230	4.3	27	1
Goings	66	197	3.0	16	0
Weinke	37	128	3.5	23	6
Hoover	17	71	4.2	10	0
Smith	4	43	10.8	39	0
Craig	3	20	6.7	13	0
Hetherington	5	12	2.4	8	0
Lytle	2	8	4.0	4	0
Sauerbrun	1	0	0.0	0	0
Byrd	1	-2	-2.0	-2	0
TEAM	354	1372	3.9	39	9
OPPONENTS	521	2301	4.4	71	13

RECEIVING

Hayes	52	597	11.5	48	2
Muhammad	50	585	11.7	43	1
Walls	43	452	10.5	25	5
Byrd	37	492	13.3	42	1
Hoover	26	185	7.1	19	0
Hetherington	23	124	5.4	15	0
Huntley	21	101	4.8	23	1
Mangum	15	89	5.9	11	2
Jeffers	14	127	9.1	21	0
Biakabutuka	12	121	10.1	47	0
Smith	10	154	15.4	33	0
Goings	8	39	4.9	11	0
Broughton	2	22	11.0	13	0
Crawford	1	10	10.0	10	0
TEAM	314	3098	9.9	48	12
OPPONENTS	306	3809	12.4	94	25

INTERCEPTIONS

Evans	8	126	15.8	49	1
Grant	5	96	19.2	43	0
Hitchcock	3	65	21.7	35	0
Minter	2	32	16.0	30	0
Buckner	1	29	29.0	29	0
Howard	1	16	16.0	16	0
Morgan	1	10	10.0	10	0
Anderson	1	0	0.0	0	0
Towns	1	0	0.0	0	0
J. Williams	1	0	0.0	0	0
TEAM	24	374	15.6	49	1
OPPONENTS	22	432	19.6	76	6

PUNTING

Sauerbrun	93	4419	47.5	38.9	17	35	73	1
TEAM	94	4419	47.0	38.9	17	35	73	1
OPPONENTS	85	3457	40.7	34.6	5	24	59	0

PUNT RET.

Smith	34	10	364	10.7	70	1
Byrd	5	2	56	11.2	22	0
TEAM	39	12	420	10.8	70	1
OPPONENTS	42	19	425	10.1	68	1

KICKOFF RET.

Smith	56	1431	25.6	99	2
Byrd	10	225	22.5	26	0
Hetherington	4	31	7.8	12	0
Broughton	3	46	15.3	26	0
Crawford	1	8	8.0	8	0
Hoover	1	8	8.0	8	0
Huntley	1	20	20.0	20	0
TEAM	76	1769	23.3	99	2
OPPONENTS	60	1340	22.3	46	0

PASSING

Weinke	540	293	2931	54.3	5.43	11	2.0	19	3.5	48	26/177	62.0
Lytle	30	17	133	56.7	4.43	1	3.3	3	10.0	28	3/24	39.3
Craig	8	4	34	50.0	4.25	0	0.0	0	0.0	18	2/15	61.5
Huntley	1	0	0	0.0	0.0	0	0.0	0	0.0	0	1/0	39.6
TEAM	579	314	3098	54.2	5.35	12	2.1	22	3.8	48	32/216	60.6
OPPONENTS	510	306	3809	60.0	7.47	25	4.9	24	4.7	94	26/167	79.9

DEFENSE

Minter	108	65	43	-	4	1	10
Towns	101	70	31	-	2	-	1
Evans	83	59	24	-	1	-	14
Morgan	75	47	28	2	-	1	2
Grant	74	48	26	-	-	-	12
Rucker	72	47	25	9	4	1	1
Hambrick	62	44	18	1	-	1	1
Chester	55	36	19	3	-	1	-
Williams	54	34	20	7	-	-	-
Hitchcock	53	44	9	-	-	-	11
Jenkins	52	36	16	2	-	1	-
Buckner	50	36	14	6	-	-	5
Anderson	48	42	6	-	1	2	7
Wells	45	27	18	-	1	-	1
Gilbert	32	22	10	6	-	-	-
Slade	31	19	12	6	1	-	4
Hemsley	28	17	11	-	-	-	-
Navies	26	19	7	-	-	-	-
Lucas	21	14	7	-	-	-	1
Minor	16	12	4	1	-	-	1
Howard	14	11	3	-	-	-	1
Peter	13	9	4	3	-	-	-
Cooper	11	11	-	-	1	-	-
Richardson	10	8	2	-	1	-	-
Wilson	8	5	3	-	-	-	-
Harper	4	4	-	-	-	-	-
Milem	3	2	1	1	-	-	-
Killings	2	2	-	1	-	-	-
Hawkes	1	1	-	-	-	-	-
Posey	1	1	-	-	-	-	-

SACKS

Player	TOTAL	Lucas	1.0
Rucker	9.0	Morgan	1.0
Buckner	4.5	Williams	1.0
Slade	2.5	Chester	0.5
Gilbert	2.0	Wilson	0.5
Jenkins	2.0	TEAM	26.0
Grant	1.0	OPPONENTS	32.0
Howard	1.0		

F.GOALS

Kasay	0/0	10/10	4/4	7/9	2/5
TEAM	0/0	10/10	4/4	7/9	2/5
OPPONENTS	2/2	9/9	7/9	7/9	0/0

Kasay: (23G)(30G,26G,31G)(0)(46G,52G)(0)
(45G,45G)(27G,20G,51N)(53N)(25G,41G,28G)
(1)(47G,23G,51G)(37)(47N,22G,29G,30G,46G)
(44N,52N)(29G,40G)
Opponents: (41N)(25G)(42G,46G,37N)(40G)
(30G,39G)(32N,23G)(43G,34G)(36G,45G,29G)
(25G,35G)(26G)(39G)(42G,24G)(20G,27G)(45N,
33G,45N)(41G,18G,26G)(19G)

PANTHERS USUAL STARTERS

WR 87	Muhammad (11)	LE 96	Williams (13)
LT 75	Stuessie (16)	LT 99	Buckner (10)
LG 63	Nesbit (15)	RT 77	Jenkins (11)
C 60	Mitchell (15)	RE 93	Rucker (16)
RG 65	Donnalley (6)	SLB 55	Morgan (8)
RT 70	Terry (15)	MLB 57	Towns (15)
TE 85	Walls (14)	WLB 59	Hambrick (7)
WR 81	Hayes (15)	LCB 46	Anderson (9)
QB 16	Weinke (15)	RCB 33	Evans (16)
FB 45	Hoover (7)	SS 30	Minter (14)
RB 34	Huntley (9)	FS 27	Grant (16)

SCORING

	TD	Ru	Pa	Rt	PAT	FG	2	S	PT
Kasay	0	0	0	0	22/23	23/28	0	0	91
Weinke	6	6	0	0	0	0	0	36	
Walls	5	0	5	0	0	0	0	30	
Huntley	3	2	1	0	0	0	0	18	
Smith	3	0	0	3	0	0	0	18	
Hayes	2	0	2	0	0	0	0	12	
Mangum	2	0	2	0	0	0	0	12	
Anderson	1	0	1	0	0	0	0	6	
Biakabutuka	1	1	0	0	0	0	0	6	
Byrd	1	0	1	0	0	0	0	6	
Crawford	1	0	1	0	0	0	0	6	
Evans	1	0	1	0	0	0	0	6	
Muhammad	1	0	1	0	0	0	0	6	
TEAM	27	9	12	6	22/23	23/28	0	0	253
OPPONENTS	48	13	2510	43/44	25/30	0	0	410	

SCORE BY PERIODS

	1	2	3	4	OT	TOT
TEAM	50	83	52	68	0	253
OPPONENTS	78	114	112	100	6	410

SEASON-BY-SEASON RESULTS

WON 7, LOST 9

HEAD COACH JOHN FOX			4th NFC SOUTH	
09/08	W	10-7	BALTIMORE	61,109
09/15	W	31-7	DETROIT	50,349
09/22	W	21-14	at Minnesota	63,945
09/29	L	14-17	at Green Bay	63,329
10/06	L	13-16	ARIZONA	62,918
10/13	L	13-14	at Dallas	61,773
10/20	L	0-30	at Atlanta	68,056
10/27	L	9-12	TAMPA BAY	63,354
11/10	L	24-34	NEW ORLEANS	60,223
11/17	L	10-23	at Tampa Bay	65,227
11/24	L	0-61	ATLANTA	60,168
12/01	W	13-6	at Cleveland	72,718
12/08	W	52-31	CINCINNATI	41,558
12/15	L	14-30	at Pittsburgh	58,586
12/22	W	24-14	CHICAGO	57,474
12/29	W	10-6	at New Orleans	66,946

STATISTIC	CAR.	OPP.
TOTAL FIRST DOWNS	238	271
Rushing	82	95
Passing	133	155
Penalty	23	21
3rd Down: Made/Att	64/224	77/234
3rd Down Pct.	28.6	32.9
4th Down: Made/Att	4/12	5/13
4th Down Pct.	33.3	38.5
POSSESSION AVG.	29:20	30:40
TOTAL NET YARDS	4280	4646
Avg. Per Game	267.5	290.4
Total Plays	960	1022
Avg. Per Play	4.5	4.5
NET YARDS RUSHING	1586	1653
Avg. Per Game	99.1	103.3
Total Rushes	452	448
NET YARDS PASSING	2694	2993
Avg. A Game	168.4	187.1
Sacked/Yards Lost	44/287	52/336
Gross Yards	2981	3329
Att./Completions	464/255	522/293
Completion Pct.	55.0	56.1
Had Intercepted	22	17
PUNTS/AVERAGE	105/45.1	103/41.3
Net Punting Avg.	105/37.5	103/34.2
PENALTIES/YARDS	94/785	98/782
FUMBLES/BALL LOST	28/18	36/16
TOUCHDOWNS	30	33
Rushing	11	12
Passing	15	18
Returns	4	3

SCORING	TD	Ru	Pa	Rt	PAT	FG	2	S	PT
Graham	0	0	0	0	21/21	13/18	0	0	60
L. Smith	7	7	0	0			0	0	42
Brown	5	4	1	0			0	0	30
S. Smith	5	0	3	2			0	0	30
Walls	4	0	4	0			0	0	24
Muhammad	3	0	3	0			0	0	18
Hoover	2	0	2	0			0	0	12
Kasay	0	0	0	0	5/5	2/5	0	0	11
Byrd	1	0	1	0			0	0	6
Minter	1	0	0	1			0	0	6
Wallace	1	0	0	1			0	0	6
Wiggins	1	0	1	0			0	0	6
Hilbert	0	0	0	0	3/3	0/2	0	0	3
Goings	0	0	0	0			1	0	2
TEAM	30	11	15	4	29/29	15/25	1	0	258
OPPONENTS	33	12	18	3	32/32	24/29	0	0	302

SCORE BY PERIODS

	1	2	3	4	OT	TOT
TEAM	51	68	70	69	0	258
OPPONENTS	63	74	75	90	0	302

RUSHING	No	Yds	Avg	Long	TD
L. Smith	209	737	3.5	59	7
Brown	102	360	3.5	24	4
Goings	50	188	3.8	20	0
Hoover	31	129	4.2	11	0
Fasani	18	95	5.3	19	0
Muhammad	3	40	13.3	20	0
Montgomery	7	20	2.9	5	0
Peete	22	14	0.6	10	0
Weinke	5	9	1.8	13	0
Smart	1	2	2.0	2	0
Byrd	1	0	0.0	0	0
Hankton	2	-4	-2.0	2	0
S. Smith	1	-4	-4.0	-4	0
TEAM	452	1586	3.5	59	11
OPPONENTS	448	1653	3.7	44	12

RECEIVING	No	Yds	Avg	Long	TD
Muhammad	63	823	13.1	42	3
S. Smith	54	872	16.1	69	3
L. Smith	20	167	8.4	58	0
Walls	19	241	12.7	27	4
Goings	18	91	5.1	14	0
Hoover	17	187	11.0	33	2
Brown	17	86	5.1	15	1
Mangum	16	159	9.9	35	0
Byrd	14	164	11.7	31	1
Wiggins	8	45	5.6	17	1
Hankton	9	146	16.2	31	0
TEAM	255	2981	11.7	69	15
OPPONENTS	293	3329	11.4	80	18

INTERCEPTIONS	No	Yds	Avg	Long	TD
Minter	4	125	31.3	62	1
Grant	3	16	5.3	10	0
Morgan	2	26	13.0	22	0
Howard	2	19	9.5	13	0
McDaniel	2	13	6.5	13	0
Cousin	2	4	2.0	4	0
Fields	1	37	37.0	30	0
Peppers	1	21	21.0	21	0
TEAM	17	261	15.4	62	1
OPPONENTS	22	197	9.0	41	1

PUNTING	No	Yds	Avg	Net	TBI	20	Lg	B
Sauerbrun	104	4735	45.5	37.5	12	31	67	1
TEAM	105	4735	45.1	37.5	12	31	67	1
OPPONENTS	103	4251	41.3	34.2	12	29	66	0

PUNT RET.	Ret	FC	Yds	Avg	Long	TD
Smith	55	13	470	8.5	87	2
Byrd	2	3	17	8.5	17	0
TEAM	57	16	487	8.5	87	2
OPPONENTS	63	7	554	8.8	61	0

KICKOFF RET.	No	Yds	Avg	Long	TD
Smith	26	571	22.0	51	0
Byrd	14	294	21.0	35	0
Brown	13	253	19.5	27	0
Black	3	44	14.7	15	0
Heinrich	1	3	3.0	3	0
Mangum	1	12	12.0	12	0
Wallace	1	13	13.0	13	0
Wiggins	1	18	18.0	18	0
L. Smith	0	0	---	---	0
TEAM	60	1208	20.1	51	0
OPPONENTS	50	926	18.5	31	0

PASSING

	Att	Cmp	Yds	Cmp%	Yd/Att	TD	TD%	Int	Int%	Lg	TK/LS	Rate
Fasani	44	15	171	34.1	3.89	0	0.0	4	9.1	27	7/60	8.8
Weinke	38	17	180	44.7	4.74	0	0.0	3	7.9	24	6/35	26.2
Brown	1	0	0	0.0	0.00	0	0.0	0	1100.0	0	0/0	0.0
TEAM	464	255	2981	55.0	6.42	15	3.2	22	4.7	69	44/287	65.7
OPPONENTS	522	293	3329	56.1	6.38	18	3.4	17	3.3	80	52/336	73.4

DEFENSE	TOT	S	A	QP	FF	FR	PD
Fields	127	79	48	8	7	2	5
Minter	119	78	41	1	-	1	9
Howard	89	69	20	2	-	2	10
Witherspoon	88	49	39	2	1	1	5
Rucker	86	61	25	43	2	1	5
Grant	83	57	26	-	1	1	15
Cousin	82	57	25	4	-	1	19
Morgan	66	40	26	1	1	-	2
Jenkins	60	36	24	24	-	-	4
Allen	59	34	25	-	-	-	-
Peppers	54	37	17	19	5	-	4
Buckner	47	29	18	18	-	1	5
Navies	45	25	20	-	-	1	-
Wallace	35	22	13	21	1	2	-
Burton	31	15	16	8	-	-	2
McDaniel	31	25	6	-	-	-	4
Wesley	28	19	9	-	1	-	9
Gilbert	12	8	4	2	-	-	1
Jackson	9	3	6	-	-	-	-
Taves	7	2	5	2	-	-	2
Richardson	6	5	1	-	-	-	-
Fatafehi	3	-	3	-	-	-	-
Rasmussen	3	2	1	-	-	-	-
Towns	3	1	2	-	-	-	-
Cooper, J.	2	2	-	-	-	-	-
Cooper, D.	1	-	1	-	-	-	-
Simmons	1	-	1	-	-	-	-

SACKS			
Player	TOTAL	Burton	1.0
Peppers	12.0	Cousin	1.0
Rucker	10.0	Gilbert	1.0
Fields	7.5	Howard	1.0
Jenkins	7.0	Minter	1.0
Buckner	5.0	Morgan	1.0
Wallace	3.0	TEAM	52.0
Witherspoon	1.5	OPPONENTS	44.0

F.GOALS	1-19	20-29	30-39	40-49	50+
Graham	1/1	2/4	2/3	6/8	2/2
Kasay	0/0	2/2	0/0	0/2	0/1
Hilbert	0/0	0/0	0/1	0/1	0/0
TEAM	1/1	4/6	2/4	6/11	2/3
OPPONENTS	0/0	6/7	8/9	7/9	3/4

Graham: (0)(0)(24N)(32G,48G)(44N,50G,44G)
(0)(20G,47G,39G)(19G)(42G,44N)(0)(32N,22B,
43G,44G) (0)(25G)(50G)
Kasay: (27G,50N)(46B,40N,23G)(0)(0)(0)(0)(0)(0)
(0)(0)(0)(0)
Hilbert: (0)(45N,39N)(0)(0)(0)(0)(0)(0)(0)(0)
Opponents: (47N)(0)(30G)(41G,28G,50G)(0)
(41G,45G,49G)(32G,52G,53G,47G)(39G,23G)
(20G,32G,41G)(28B)(25G,30N,33G)(52N,
24G)(36G,41G,23G)(48B)(30G,38G)

PANTHERS USUAL STARTERS

WR	87	Muhammad (14)	LE	90	Peppers (12)
LT	75	Stuessie (16)	LT	99	Buckner (12)
LG	63	Nesbit (14)	RT	77	Jenkins (16)
C	60	Mitchell (16)	RE	93	Rucker (15)
RG	65	Donnalley (16)	SLB	58	Fields (15)
RT	70	Terry (10)	MLB	55	Morgan (8)
TE	85	Walls (14)	WLB	53	Navies (8)
WR	89	S. Smith (13)	LCB	21	Cousin (16)
QB	9	Peete (14)	RCB	23	Howard (14)
FB	45	Hoover (11)	SS	30	Minter (16)
RB	26	L. Smith (11)	FS	27	Grant (16)

	Att	Cmp	Yds	Cmp%	Yd/Att	TD	TD%	Int	Int%	Lg	TK/LS	Rate
Fasani	44	15	171	34.1	3.89	0	0.0	4	9.1	27	7/60	8.8
Weinke	38	17	180	44.7	4.74	0	0.0	3	7.9	24	6/35	26.2
Brown	1	0	0	0.0	0.00	0	0.0	0	1100.0	0	0/0	0.0
TEAM	464	255	2981	55.0	6.42	15	3.2	22	4.7	69	44/287	65.7
OPPONENTS	522	293	3329	56.1	6.38	18	3.4	17	3.3	80	52/336	73.4

SEASON-BY-SEASON RESULTS

WON 11, LOST 5

			1st NFC SOUTH
HEAD COACH JOHN FOX			
09/07	W	24-23	JACKSONVILLE
09/14	W	12- 9 OT	at Tampa Bay
09/28	W	23- 3	ATLANTA
10/05	W	19-13	NEW ORLEANS
10/12	W	23-20 OT	at Indianapolis
10/19	L	17-37	TENNESSEE
10/26	W	23-20 OT	at New Orleans
11/02	L	10-14	at Houston
11/09	W	27-24	TAMPA BAY
11/16	W	20-17	WASHINGTON
11/23	L	20-24	at Dallas
11/30	L	16-25	PHILADELPHIA
12/07	L	14-20 OT	at Atlanta
12/14	W	20-17	at Arizona
12/21	W	20-14	DETROIT
12/28	W	37-24	at New York Giants
NFC WILD CARD PLAYOFF			
01/03	W	29-10	DALLAS
NFC DIVISIONAL PLAYOFF			
01/10	W	29-23	at St. Louis (20T)
NFC CHAMPIONSHIP			
01/18	W	14-3	at Philadelphia
SUPER BOWL XXXVIII			
02/01	L	29-32	vs New England

RUSHING		No	Yds	Avg	Long	TD
Davis		318	1444	4.5	40	8
Foster		113	429	3.8	21	0
Goings		10	69	6.9	17	0
Smart		20	49	2.5	6	0
S. Smith		11	42	3.8	14	0
Delhomme		42	39	0.9	9	1
Hoover		6	21	3.5	5	0
Muhammad		2	-2	-1.0	0	0
TEAM		522	2091	4.0	40	9
OPPONENTS		434	1722	4.0	43	10
RECEIVING		No	Yds	Avg	Long	TD
S. Smith		88	1110	12.6	67	7
Muhammad		54	837	15.5	60	3
Proehl		27	389	14.4	66	4
Foster		26	207	8.0	47	2
Mangum		17	199	11.7	34	0
Davis		14	159	11.4	25	0
Goings		12	97	8.1	14	1
Hoover		12	72	6.0	17	1
Wiggins		8	80	10.0	23	1
Seidman		5	35	7.0	14	0
Smart		3	11	3.7	5	0
Hankton		2	27	13.5	15	0
Dyson		2	15	7.5	9	0
TEAM		270	3238	12.0	67	19
OPPONENTS		299	3215	10.8	65	19

DEFENSE		TOT	S	A	QP	FF	FR	PD
Minter		124	83	41	5	1	-	7
Witherspoon		114	76	38	7	-	-	4
Grant		105	68	37	6	-	-	13
Morgan		90	57	33	7	1	2	3
Favors		82	55	27	1	1	-	1
Howard		78	56	22	3	1	-	8
Rucker		73	56	17	20	1	-	1
Peppers		65	48	17	32	3	-	6
Jenkins		59	41	18	10	1	1	3
Manning		59	49	10	-	2	1	8
Cousin		57	40	17	3	-	-	5
Allen		52	26	26	2	1	-	2
Wallace		38	25	13	9	-	1	2
Burton		32	21	11	1	-	1	3
Buckner		31	20	11	1	-	1	3
Towns		17	12	5	-	-	-	-
Moorehead		13	4	9	4	-	-	1
Wesley		8	6	2	1	1	1	4
Rasmussen		5	4	1	1	1	-	-
Caldwell		3	1	2	-	-	-	-
Cooper		3	1	2	2	-	-	-
Branch		2	1	1	-	-	-	-
Hampton		2	2	-	-	-	-	-
Pittman		1	-	1	-	-	-	-

STATISTIC	CAR.	OPP.
TOTAL FIRST DOWNS	284	274
Rushing	114	83
Passing	146	161
Penalty	24	30
3rd Down: Made/Att	78/219	78/225
3rd Down Pct.	35.6	34.7
4th Down: Made/Att	6/11	5/16
4th Down Pct.	54.5	31.3
POSSESSION AVG.	30:27	29:33
TOTAL NET YARDS	5141	4725
Avg. Per Game	321.3	295.3
Total Plays	1008	996
Avg. Per Play	5.1	4.7
NET YARDS RUSHING	2091	1722
Avg. Per Game	130.7	107.6
Total Rushes	522	434
NET YARDS PASSING	3050	3003
Avg. Per Game	190.6	187.7
Sacked/Yards Lost	26/188	40/212
Gross Yards	3238	3215
Att./Completions	460/270	522/299
Completion Pct.	58.7	57.3
Had Intercepted	16	16
PUNTS/AVERAGE	81/42.8	90/42.0
Net Punting Avg.	81/35.6	90/35.8
PENALTIES/YARDS	116/966	111/1011
FUMBLES/BALL LOST	33/15	20/10
TOUCHDOWNS	33	35
Rushing	9	10
Passing	19	19
Returns	5	6

INTERCEPTIONS	No	Yds	Avg	Long	TD
Minter	3	100	33.3	35	2
Manning	3	33	11.0	27	1
Grant	3	25	8.3	25	0
Wallace	2	58	29.0	53	0
Howard	2	2	1.0	2	0
Burton	1	10	10.0	10	0
Witherspoon	1	10	10.0	10	0
Rucker	1	0	0.0	0	0
TEAM	16	238	14.9	53	3
OPPONENTS	16	225	14.1	44	2

PUNTING	No	Yds	Avg	Net	TB	I20	Lg	B
Sauerbrun	77	3433	44.6	35.6	9	22	64	3
Kasay	1	33	33.0	33.0	0	1	33	0
TEAM	81	3466	42.8	35.6	9	23	64	3
OPPONENTS	90	3778	42.0	35.8	5	31	59	1

PUNT RET.	Ret	FC	Yds	Avg	Long	TD
S. Smith	44	14	439	10.0	53	1
Dyson	1	1	14	14.0	14	0
TEAM	45	15	453	10.1	53	1
OPPONENTS	35	12	402	11.5	89	1

KICKOFF RET.	No	Yds	Avg	Long	TD
Smart	41	947	23.1	100	1
S. Smith	11	309	28.1	42	0
Proehl	2	34	17.0	19	0
Seidman	2	24	12.0	17	0
Hoover	1	0	0.0	0	0
Muhammad	1	2	2.0	2	0
Rasmussen	1	16	16.0	16	0
Wallace	1	13	13.0	13	0
Wiggins	0	0	---	---	0
TEAM	60	1345	22.4	100	1
OPPONENTS	70	1425	20.4	53	0

SACKS	PLAYER	TOTAL	Grant	Rasmussen
	Rucker	12.0		1.0
	Peppers	7.0	Wesley	1.0
	Jenkins	5.0	Witherspoon	1.0
	Wallace	5.0	Buckner	0.5
	Burton	2.0	Howard	0.5
	Cousin	2.0	TEAM	40.0
	Allen	1.0	OPPONENTS	26.0

F.GOALS	1-19	20-29	30-39	40-49	50+
Kasay	0/0	13/13	6/8	11/13	2/4
TEAM	0/0	13/13	6/8	11/13	2/4
OPPONENTS	0/0	7/7	7/11	7/11	0/3

Kasay: (49G)(28G,35G,20G,47G)(53G,23G,38G)
(49G,23G)(29G,23G,47G)(53G)(24G,29G,31G)(23G)
(48G,45G)(25G,47N,54N,26G)(44G,52N,34G)(20G,32N,38N,49N)(21G,49G)(42G,44G)(42G,33G,34G)
Opponents: (40G,55B)(38B,41G,47B)(55N,28G)
(36G,57N,26G)(39G,22G)(40G,32G,34G)(46G,42G)(1)
(39G)(46N,23G)(24G,49N,44N)(35G,48G,38G,29G)
(36N,34N)(35N,44G)(0)(28G)

PANTHERS USUAL STARTERS		LE	90	Peppers (16)
WR 87	Muhammad (15)	LT	99	Buckner (11)
LT 75	Steussie (16)	LT	99	Buckner (11)
LG 78	James (16)	RT	77	Jenkins (13)
C 60	Mitchell (15)	RE	93	Rucker (16)
RG 65	Donnalley (16)	SLB	53	Favors (13)
RT 69	Gross (16)	MLB	55	Morgan (11)
TE 86	Mangum (11)	WLB	54	Witherspoon (12)
WR 89	S. Smith (11)	LCB	21	Cousin (12)
QB 17	Delhomme (15)	RCB	23	Howard (15)
FB 45	Hoover (9)	SS	30	Minter (16)
RB 48	Davis (14)	FS	27	Grant (16)

SCORE BY PERIODS		1	2	3	4	OT	TOT
TEAM		73	70	87	86	9	325
OPPONENTS		41	94	44	119	6	304

SCORING	TD	Ru	Pa	Rt	PAT	FG	2	S	PT
Kasay	0	0	0	0	29/30	32/38	0	0	125
Davis	8	8	0	0			0	0	48
S. Smith	8	0	7	1			0	0	48
Proehl	4	0	4	0			0	0	24
Muhammad	3	0	3	0			0	0	18
Foster	2	0	2	0			0	0	12
Minter	2	0	2	0			0	0	12
Delhomme	1	1	0	0			0	0	6
Goings	1	0	1	0			0	0	6
Hoover	1	0	1	0			0	0	6
Manning	1	0	1	0			0	0	6
Smart	1	0	0	1			0	0	6
Wiggins	1	0	1	0			0	0	6
TEAM	33	9	19	5	29/30	32/38	0	0	325
OPPONENTS	35	10	19	6	31/32	21/32	0	0	304

PASSING	Att	Cmp	Yds	Cmp%	Yd/Att	TD	TD%	Int	Int%	Lg	TK/LS	Rate
Delhomme	449	266	3219	59.2	7.17	19	4.2	16	3.6	67	23/168	80.6
Peele	10	4	19	40.0	1.90	0	0.0	0	0.0	8	3/20	47.9
Sauerbrun	1	0	0	0.0	0.00	0	0.0	0	0.0	0	0/0	39.6
TEAM	460	270	3238	58.7	7.04	19	4.1	16	3.5	67	26/188	79.6
OPPONENTS	522	299	3215	57.3	6.16	19	3.6	16	3.1	65	40/212	74.8

SEASON-BY-SEASON RESULTS

WON 7, LOST 93rd NFC SOUTH

HEAD COACH JOHN FOX			
09/13	L	14-24	GREEN BAY
09/19	W	28-17	at Kansas City
10/03	L	10-27	ATLANTA
10/10	L	17-20	at Denver
10/17	L	8-30	at Philadelphia
10/24	L	6-17	SAN DIEGO
10/31	L	17-23	at Seattle
11/07	L	24-27	OAKLAND
11/14	W	37-27	at San Francisco
11/21	W	35-10	ARIZONA
11/28	W	21-14	TAMPA BAY
12/05	W	32-21	at New Orleans
12/12	W	20-7	ST. LOUIS
12/18	L	31-34 OT	at Atlanta
12/26	W	37-20	at Tampa Bay
01/02	L	18-21	NEW ORLEANS

STATISTIC	CAR.	OPP.
TOTAL FIRST DOWNS	308	307
Rushing	85	98
Passing	192	177
Penalty	31	32
3rd Down: Made/Att	83/206	99/215
3rd Down Pct.	40.3	46.0
4th Down: Made/Att	3/8	6/12
4th Down Pct.	37.5	50.0
POSSESSION AVG.	29:56	30:04
TOTAL NET YARDS	5225	5382
Avg. Per Game	326.6	336.4
Total Plays	991	1021
Avg. Per Play	5.3	5.3
NET YARDS RUSHING	1582	1904
Avg. Per Game	98.9	119.0
Total Rushes	422	474
NET YARDS PASSING	3643	3478
Avg. Per Game	227.7	217.4
Sacked/Yards Lost	33/246	34/225
Gross Yards	3889	3703
Att./Completions	536/311	513/303
Completion Pct.	58.0	59.1
Had Intercepted	15	26
PUNTS/AVERAGE	79/43.1	64/41.1
Net Punting Avg.	79/36.9	64/37.9
PENALTIES/YARDS	123/1020	117/1078
FUMBLES/BALL LOST	23/11	29/12
TOUCHDOWNS	42	40
Rushing	10	19
Passing	29	18
Returns	3	3

SCORING	TD	Ru	Pa	Rt	PAT	FG	2	S	PT
Muhammad	16	0	16	0			0	0	96
Kasay	0	0	0	0	27/28	19/22	0	0	84
Goings	7	6	1	0			0	0	42
Colbert	5	0	5	0			1	0	32
Mangum	3	0	3	0			0	0	18
Seidman	2	0	2	0			1	0	14
Foster	2	2	0	0			0	0	12
Hoover	2	0	2	0			0	0	12
Peppers	2	0	2	0			0	0	12
Chandler	0	0	0	0	8/8	0/2	0	0	8
Sauerbrun	0	0	0	0	4/4	1/1	0	0	7
Bennett	1	1	0	0			0	0	6
Delhomme	1	1	0	0			0	0	6
Moorehead	1	0	0	1			0	0	6
TEAM	42	10	29	3	39/40	20/25	0	0	355
OPPONENTS	40	19	18	3	39/39	20/28	0	0	339

PUNT RET.	Ret	FC	Yds	Avg	Long	TD
Broussard	10	8	43	4.3	13	0
Gamble	9	2	69	7.7	16	0
Baker	8	3	49	6.1	18	0
Hawkins	1	0	4	4.0	4	0
Smith	0	1	0	---	---	0
TEAM	28	14	165	5.9	18	0
OPPONENTS	38	12	303	8.0	34	0

RUSHING	No	Yds	Avg	Long	TD
Goings	217	821	3.8	57	6
Foster	59	255	4.3	71	2
Hoover	68	246	3.6	16	0
Davis	24	92	3.8	12	0
Delhomme	25	71	2.8	13	1
Harris	15	53	3.5	19	0
Bennett	6	17	2.8	11	1
Muhammad	3	15	5.0	13	0
Proehl	1	9	9.0	9	0
Smart	3	4	1.3	3	0
Peete	1	-1	-1.0	-1	0
TEAM	422	1582	3.7	71	10
OPPONENTS	474	1904	4.0	71	19

RECEIVING	No	Yds	Avg	Long	TD
Muhammad	93	1405	15.1	51	16
Colbert	47	754	16.0	63	5
Goings	45	394	8.8	37	1
Proehl	34	497	14.6	34	0
Mangum	34	323	9.5	26	3
Hoover	21	161	7.7	34	2
Seidman	13	123	9.5	27	2
Foster	9	76	8.4	42	0
Smith	6	60	10.0	15	0
Gaines	4	34	8.5	14	0
Davis	2	32	16.0	22	0
Hankton	2	25	12.5	20	0
Smart	1	5	5.0	5	0
Peppers	0	0	---	0	0
Ross	0	0	---	0	0
TEAM	311	3889	12.5	63	29
OPPONENTS	303	3703	12.2	75	18

INTERCEPTIONS	No	Yds	Avg	Long	TD
Gamble	6	15	2.5	13	0
Witherspoon	4	48	12.0	25	0
Manning	4	46	11.5	30	0
Branch	3	79	26.3	76	0
Peppers	2	143	71.5	97	1
Morgan	2	20	10.0	11	0
Allen	1	21	21.0	21	0
Moorehead	1	17	17.0	17	1
Fields	1	14	14.0	14	0
Hawkins	1	9	9.0	9	0
Buckner	1	8	8.0	8	0
TEAM	26	420	16.2	97	2
OPPONENTS	15	321	21.4	64	3

PUNTING	No	Yds	Avg	Net	TB	10	LS	B
Sauerbrun	76	3351	44.1	37.5	8	25	65	1
Kasay	2	51	25.5	15.5	1	0	34	0
TEAM	79	3402	43.1	36.9	9	25	65	1
OPPONENTS	64	2630	41.1	37.9	2	21	67	1

KICKOFF RET.	No	Yds	Avg	Long	TD
Smart	41	947	23.1	100	1
Robertson	6	180	30.0	49	0
Broussard	24	555	23.1	49	0
Bennett	8	177	22.1	43	0
Smart	8	169	21.1	33	0
Proehl	3	64	21.3	27	0
Baker	2	39	19.5	23	0
Colbert	2	30	15.0	19	0
Foster	2	16	8.0	14	0
Hoover	2	30	15.0	16	0
Seidman	2	20	10.0	12	0
Whitley LG	2	33	16.5	20	0
Rasmussen	1	12	12.0	12	0
Wesley	1	15	15.0	15	0
TEAM	61	1307	21.4	49	0
OPPONENTS	69	1477	21.4	66	0

PASSING	Att	Cmp	Yds	Cmp%	Yd/Att	TD	TD%	Int	Int%	Lg	TK/LS	Rate
Delhomme	533	310	3886	58.2	7.29	29	5.4	15	2.8	63	33/246	87.3
Peete	1	1	3	100.0	3.00	0	0.0	0	0.0	3	0/0	79.0
Proehl	1	0	0	0.0	0.00	0	0.0	0	0.0	0	0/0	39.6
Smith	1	0	0	0.0	0.00	0	0.0	0	0.0	0	0/0	39.6
TEAM	536	311	3889	58.0	7.26	29	5.4	15	2.8	63	33/246	87.0
OPPONENTS	513	303	3703	59.1	7.22	18	3.5	26	5.1	75	34/225	72.0

DEFENSE	TOT	S	A	QP	FF	FR	PD
Witherspoon	110	82	28	4	2	1	5
Morgan	109	75	34	7	1	2	5
Minter	94	45	49	1	1	2	13
Peppers	85	63	22	31	4	1	6
Gamble	84	65	19	-	1	-	12
Manning Jr.	80	54	26	1	-	-	5
Branch	67	39	28	2	-	-	5
Rucker	65	43	22	23	-	1	4
Fields	60	48	12	5	1	1	3
Buckner	55	35	20	14	1	-	4
Moorehead	50	36	14	6	-	1	2
Hawkins	36	24	12	2	3	-	5
Short	36	24	12	-	1	-	-
Ciurciu	33	25	8	-	-	-	-
Wallace	30	22	8	4	2	1	-
Allen	22	12	10	1	-	-	-
Carstens	14	9	5	-	-	1	-
Jenkins	12	8	4	-	-	-	-
Jackson	11	8	3	-	-	-	-
Wesley	7	3	4	-	-	-	-
Tillman	5	3	2	-	-	-	-
Jordan	3	2	1	-	-	-	-
Rasmussen	1	1	1	-	-	-	-

SACKS	Player	TOTAL	Moorehead
Peppers	11.0	Morgan	2.0
Fields	4.0	Jenkins	1.0
Buckner	3.5	Jordan	1.0
Rucker	3.5	Wallace	1.0
Witherspoon	3.0	TEAM	34.0
Minter	2.0	OPPONENTS	33.0

F.GOALS	1-19	20-29	30-39	40-49	50+
Kasay	0/0	11/11	4/4	1/2	3/5
Chandler TM	0/0	0/0	0/2	0/0	0/0
Sauerbrun	0/0	0/0	1/1	0/0	0/0
TEAM	0/0	11/11	5/7	1/2	3/5
OPPONENTS	1/1	5/7	7/10	7/9	0/1

Kasay: 0(0)/26G(536,52N)/0(28G,21G,46N)/30G(38G)
(37G,25G)/0(30G,50G,46G,25G,21G,21G)/27G,20G(21G)
(26G)(54G,60B)
Sauerbrun: 0(0)/00000(0)/34G(0)/0000000
Team: 0(0)/26G(536,52N)/0(28G,21G,46N)/30G(38G)
(37G,25G,34G)/0(38N,38B)/30G,50G,46G,25G,21G,21G)
(27G,20G)(21G)(26G)(54G,60B)
Opponents: 41G(33G,47N)/47G,30G(32G,33G)
(48G,34G,43G)(29N,44G)(27G,45G,22G)(26G,19G)
(28G,46G)(50N,28G)(39N,26B,37N)/0(37G,45N,38G)
(0)(38N)

PANTHERS USUAL STARTERS

WR 87	Muhammad (16)	LE 90	Peppers (16)
LT 69	Gross (16)	LT 99	Buckner (15)
LG 70	Wharton (11)	RT 94	Moorehead (11)
C 60	Mitchell (16)	RE 93	Rucker (16)
RG 76	Reyes (8)	SLB 58	Fields (10)
RT 71	Willig (9)	MLB 55	Morgan (12)
TE 86	Mangum (11)	WLB 54	Witherspoon (16)
WR 83	Colbert (15)	LCB 24	Manning (16)
QB 17	Delhomme (16)	RCB 20	Gamble (16)
FB 45	Hoover (6)	SS 30	Minter (16)
RB 37	Goings (7)	FS 28	Branch (15)

SCORE BY PERIODS

	1	2	3	4	OT	TOT
TEAM	78	90	62	125	0	355
OPPONENTS	80	79	92	85	0	339

	Att	Cmp	Yds	Cmp%	Yd/Att	TD	TD%	Int	Int%	Lg	TK/LS	Rate
Delhomme	533	310	3886	58.2	7.29	29	5.4	15	2.8	63	33/246	87.3
Peete	1	1	3	100.0	3.00	0	0.0	0	0.0	3	0/0	79.0
Proehl	1	0	0	0.0	0.00	0	0.0	0	0.0	0	0/0	39.6
Smith	1	0	0	0.0	0.00	0	0.0	0	0.0	0	0/0	39.6
TEAM	536	311	3889	58.0	7.26	29	5.4	15	2.8	63	33/246	87.0
OPPONENTS	513	303	3703	59.1	7.22	18	3.5	26	5.1	75	34/225	72.0

SEASON-BY-SEASON RESULTS

WON 11, LOST 5

HEAD COACH JOHN FOX		
09/11	L 20-23	NEW ORLEANS
09/18	W 27-17	NEW ENGLAND
09/25	L 24-27	at Miami
10/03	W 32-29	GREEN BAY
10/09	W 24-20	at Arizona
10/16	W 21-20	at Detroit
10/30	W 38-13	MINNESOTA
11/06	W 34-14	at Tampa Bay
11/13	W 30-3	NEW YORK JETS
11/20	L 3-13	at Chicago
11/27	W 13-9	at Buffalo
12/04	W 24-6	ATLANTA
12/11	L 10-20	TAMPA BAY
12/18	W 27-10	at New Orleans
12/24	L 20-24	DALLAS
01/01	W 44-11	at Atlanta

NFC WILD CARD PLAYOFF

01/08	W 23-0	at New York Giants
-------	--------	--------------------

NFC DIVISIONAL PLAYOFF

01/15	W 29-21	at Chicago
-------	---------	------------

NFC CHAMPIONSHIP

01/22	L 14-34	at Seattle
-------	---------	------------

2nd NFC SOUTH

RUSHING

Foster	205	879	4.3	70t	2
S. Davis	180	549	3.1	39	12
Goings	37	133	3.6	17	0
Robertson	14	41	2.9	11	1
Delhomme	24	31	1.3	12	1
S. Smith	4	25	6.3	20t	1
Hoover	10	22	2.2	4	0
Colbert	1	6	6.0	6	0
Smart	3	6	2.0	6	0
Weinke	8	-5	-6	1	0
Proehl	1	-8	-8.0	-8	0
TEAM	487	1679	3.4	70t	17
OPPONENTS	408	1465	3.6	58	9

RECEIVING

S. Smith	103	1563	15.2	80t	12
Foster	34	372	10.9	47	1
Proehl	25	441	17.6	69	4
Colbert	25	282	11.3	42	2
Mangum	23	202	8.8	24	2
Goings	14	151	10.8	30	0
Hoover	14	87	6.2	12	0
Gaines	12	155	12.9	38	2
Gardner	9	84	9.3	15	1
Carter	5	103	20.6	40	1
S. Davis	5	45	9.0	21	0
TEAM	269	3485	13.0	80t	25
OPPONENTS	305	3351	11.0	86	15

INTERCEPTIONS

Gamble	7	157	22.4	61t	1
Lucas	6	70	11.7	32	0
McCre	3	73	24.3	46	0
Wallace	2	38	19.0	38	0
Witherspoon	2	35	17.5	35t	1
Manning	2	20	10.0	10	0
Minter	1	47	47.0	47	0
TEAM	23	440	19.1	61t	2
OPPONENTS	16	335	20.9	64t	3

PUNTING

Baker	72	3118	43.3	38.9	4	23	59	0
Kasay	1	36	36.0	16.0	1	0	36	0
TEAM	73	3154	43.2	38.6	5	23	59	0
OPPONENTS	79	3562	45.1	37.4	8	18	69	0

KICKOFF RET.

Smart	29	615	21.2	60	0	0
Robertson	16	343	21.4	42	0	0
S. Smith	3	61	20.3	33	0	0
Gaines	2	24	12.0	13	0	0
Goings	1	21	21.0	21	0	0
Hoover	1	10	10.0	10	0	0
Mangum	1	9	9.0	9	0	0
Seldman	0	0	---	0	0	0
TEAM	53	1083	20.4	60	0	0
OPPONENTS	80	1702	21.3	47	0	0

PUNT RET.

S. Smith	27	6	286	10.6	44	0
Gamble	14	5	158	11.3	76	0
TEAM	41	11	444	10.8	76	0
OPPONENTS	36	20	235	6.5	31	0

PASSING

Delhomme	435	262	3421	60.2	7.86	24	5.5	16	3.7	80t	28/214	88.1
Weinke	13	7	64	53.8	4.92	1	7.7	0	0.0	18	0/0	93.1
Foster	1	0	0	0.0	0.00	0	0.0	0	0.0	0	0/0	39.6
TEAM	449	269	3485	59.9	7.76	25	5.6	16	3.6	80t	28/214	88.1
OPPONENTS	528	305	3351	57.8	6.35	15	2.8	23	4.4	86	45/294	68.0

DEFENSE

Witherspoon	109	78	31	2	-	-	13
McCre	95	69	26	2	-	1	9
Morgan	90	59	31	6	1	1	4
Gamble	78	58	20	-	1	-	7
Lucas	72	59	13	2	-	1	12
Minter	71	43	28	1	1	-	10
Peppers	70	46	24	34	1	1	4
Short	69	39	30	2	-	-	1
Rucker	62	40	22	30	3	2	4
Draft	56	35	21	1	1	-	1
Manning Jr.	47	34	13	4	-	3	4
Carstens	44	29	15	11	-	-	1
Buckner	43	30	13	13	-	1	5
Wallace	34	23	11	5	1	1	2
Moorehead	31	21	10	9	-	2	1
Davis	28	18	10	5	1	-	-
Wesley	12	11	1	1	-	1	-
Curciur	6	5	1	1	-	-	1
Rasmussen	3	2	1	1	-	1	1
Seward	3	2	1	-	-	-	-
Wilds	3	3	-	-	-	-	-
Jenkins	2	-	2	-	-	-	-
Tufts	1	1	-	-	-	-	-

SACKS

Player.....	TOTAL	Draft.....	2
Peppers.....	10.5	T. Davis.....	1.5
Rucker.....	7.5	Minter.....	1.5
Moorehead.....	5	Buckner.....	1
Wallace.....	5	(group).....	1
Carstens.....	4	Short.....	0.5
Morgan.....	3	TEAM.....	45.0
Witherspoon.....	2.5	OPPONENTS.....	28.0

F.GOALS

	1-19	20-29	30-39	40-49	50+
Kasay	1/1	8/8	8/8	6/9	3/8
TEAM	1/1	8/8	8/8	6/9	3/8
OPPONENTS	0/0	6/6	9/11	7/9	1/1

Kasay: (39G,46G)(51G,52G)(52G)(32G,38G)(46G, 53N,62N) (52B)(56N,44G)(30G,20G)(23G,42G,28G) (46N,38G) (25G,45N,25G)(20G)(42N,39G)(32G,50N, 29G)(24G,47G) (19G,41G,34G)
Opponents: (29G,48G,47G)(45G)(27G,32G)(1)(39G,49G) (47B,52G,25G,(33N)(1)(22G)(33G,39G)(31G, 45G,33G) (36G,43G,49N)(34G,36G)(44G)(24G,32B) (29G)

PANTHERS USUAL STARTERS

WR 89	Smith (16)	LE 90	Peppers (16)
LT 70	Wharton (16)	LT 99	Buckner (16)
LG 68	Wahle (16)	RT 67	Carstens (15)
C 60	Mitchell (16)	RE 93	Rucker (14)
RG 76	Reyes (16)	SLB 53	Short (15)
RT 69	Gross (16)	MLB 55	Morgan (13)
TE 86	Mangum (9)	WLB 54	Witherspoon (15)
WR 83	Colbert (16)	LCB 23	Lucas (15)
QB 17	Delhomme (16)	RCB 20	Gamble (15)
FB 45	Hoover (15)	SS 27	McCre (15)
RB 48	Davis (11)	FS 30	Minter (16)

SCORE BY PERIODS

	1	2	3	4	OT	TOT
TEAM	96	117	53	125	0	391
OPPONENTS	72	73	42	72	0	259

	Att	Cmp	Yds	Cmp%	Yd/Att	TD	TD%	Int	Int%	Lg	TK/LS	Rate
Delhomme	435	262	3421	60.2	7.86	24	5.5	16	3.7	80t	28/214	88.1
Weinke	13	7	64	53.8	4.92	1	7.7	0	0.0	18	0/0	93.1
Foster	1	0	0	0.0	0.00	0	0.0	0	0.0	0	0/0	39.6
TEAM	449	269	3485	59.9	7.76	25	5.6	16	3.6	80t	28/214	88.1
OPPONENTS	528	305	3351	57.8	6.35	15	2.8	23	4.4	86	45/294	68.0

SEASON-BY-SEASON RESULTS

WON 8, LOST 8				2nd NFC SOUTH	
HEAD COACH JOHN FOX					
09/10	L	6-20	ATLANTA	73,522	
09/17	L	13-160T	at Minnesota	63,623	
09/24	W	26-24	at Tampa Bay	65,423	
10/01	W	21-18	NEW ORLEANS	73,392	
10/08	W	20-12	CLEVELAND	73,520	
10/15	W	23-21	at Baltimore	70,762	
10/22	L	14-17	at Cincinnati	65,964	
10/29	L	14-35	DALLAS	73,688	
11/13	W	24-10	TAMPA BAY	73,573	
11/19	W	15-0	ST. LOUIS	73,348	
11/26	L	13-17	at Washington	85,450	
12/04	L	24-27	at Philadelphia	69,098	
12/10	L	13-27	NEW YORK GIANTS	73,702	
12/17	L	3-37	PITTSBURGH	73,798	
12/24	W	10-3	at Atlanta	68,834	
12/31	W	31-21	at New Orleans	69,569	

STATISTIC	CAR.	OPP.
TOTAL FIRST DOWNS	278	267
Rushing	100	96
Passing	158	149
Penalty	20	22
3rd Down: Made/Att	65/209	70/222
3rd Down Pct.	31.1	31.5
4th Down: Made/Att	3/9	11/14
4th Down Pct.	33.3	78.6
POSSESSION AVG.	30:12	29:48
TOTAL NET YARDS	4923	4737
Avg. Per Game	307.7	296.1
Total Plays	994	990
Avg. Per Play	5.0	4.8
NET YARDS RUSHING	1659	1737
Avg. Per Game	103.7	108.6
Total Rushes	423	449
NET YARDS PASSING	3264	3000
Avg. Per Game	204.0	187.5
Sacked/Yards Lost	32/222	41/265
Gross Yards	3486	3265
Att./Completions	539/325	500/291
Completion Pct.	60.3	58.2
Had Intercepted	17	14
PUNTS/AVERAGE	100/45.1	98/43.8
Net Punting Avg.	100/38.8	98/40.7
PENALTIES/YARDS	103/744	89/735
FUMBLES/BALL LOST	21/10	22/8
TOUCHDOWNS	28	33
Rushing	7	10
Passing	19	22
Returns	2	1

SCORING	TD	Ru	Pa	Rt	PAT	FG	2	S	Pt
Kasay	0	0	0	0	28/28	24/27	0	0	100
Smith	9	1	8	0			0	0	54
K. Johnson	5	1	4	0			0	0	30
Carter	3	0	3	0			0	0	18
Foster	3	3	0	0			0	0	18
D. Williams	2	1	1	0			0	0	12
Gamble	1	0	0	1			0	0	6
Goings	1	0	1	0			0	0	6
Hoover	1	1	0	0			0	0	6
King	1	0	1	0			0	0	6
Mangum	1	0	1	0			0	0	6
Marshall	1	0	0	1			0	0	6
Rucker	0	0	0	0			0	1	2
TEAM	28	7	19	2	28/28	24/27	0	0	1270
OPPONENTS	33	10	22	1	31/31	24/30	2	0	1305

PUNT RET.	Ret	FC	Yds	Avg	Long	TD
Gamble	36	13	185	5.1	24	0
Smith	9	3	30	3.3	16	0
Biddle	2	1	11	5.5	11	0
Marshall	2	0	-1	-5.0	0	0
TEAM	49	17	225	4.6	24	0
OPPONENTS	61	17	390	6.4	65t	1

RUSHING	No	Yds	Avg	Long	TD
Foster	227	897	4.0	43t	3
D. Williams	121	501	4.1	31	1
Hoover	22	73	3.3	17	1
Smith	8	61	7.6	24t	1
Goings	11	52	4.7	28	0
Shelton	8	23	2.9	9	0
Carter	2	18	9.0	11	0
Weinke	4	16	4.0	13	0
Delhomme	18	12	0.7	12	0
K. Johnson	1	4	4.0	4t	1
Basanez	1	2	2.0	2	0
TEAM	423	1659	3.9	43t	7
OPPONENTS	449	1737	3.9	41t	10

RECEIVING	No	Yds	Avg	Long	TD
Smith	83	1166	14.0	72t	8
K. Johnson	70	815	11.6	40	4
D. Williams	33	313	9.5	41	1
Foster	32	159	5.0	14	0
Carter	28	357	12.8	42t	3
Mangum	21	170	8.1	19	1
Hoover	20	122	6.1	16	0
Gaines	15	146	9.7	19	0
Goings	10	107	10.7	23	1
Colbert	5	56	11.2	16	0
Biddle	3	37	12.3	22	0
Hankton	3	31	10.3	18	0
Shelton	1	6	6.0	6	0
King	1	1	1.0	1t	1
TEAM	325	3486	10.7	72t	19
OPPONENTS	291	3265	11.2	86t	22

INTERCEPTIONS	No	Yds	Avg	Long	TD
Marshall	3	59	19.7	30t	1
Gamble	3	31	10.3	18t	1
Lucas	3	13	4.3	13	0
S. Williams	2	1	0.5	1	0
Morton	1	8	8.0	8	0
Minter	1	3	3.0	3	0
Branch	1	0	0.0	0	0
TEAM	14	115	8.2	30t	2
OPPONENTS	17	145	8.5	38	0

PUNTING	No	Yds	Avg	Net	TB	I20	Lg	B
Baker	98	4483	45.7	39.0	12	31	70	1
Kasay	1	25	25.0	17.0	0	0	25	0
TEAM	100	4508	45.1	38.8	12	31	70	1
OPPONENTS	98	4290	43.8	40.7	4	40	60	0

KICKOFF RET.	No	Yds	Avg	Long	TD
D. Williams	32	623	19.5	39	0
Marshall	14	291	20.8	26	0
Goings	9	218	24.2	33	0
Hoover	3	37	12.3	21	0
Gaines	2	32	16.0	17	0
Smith	2	-1	-5.3	3	0
TEAM	62	1200	19.4	39	0
OPPONENTS	59	1302	22.1	64	0

PASSING	Att	Cmp	Yds	Cmp%	Yd/Att	TD	TD%	Int	Int%	Lg	TK/LS	Rate
Delhomme	431	263	2805	61.0	6.51	17	3.9	11	2.6	72t	22/167	82.6
Weinke	96	56	625	58.3	6.51	2	2.1	4	4.2	38	10/55	67.4
Basanez	11	6	56	54.5	5.09	0	0.0	1	9.1	18	0/0	30.9
K. Johnson	1	0	0	0.0	0.00	0	0.0	0	1100.0	0	0/0	0.0
TEAM	539	325	3486	60.3	6.47	19	3.5	17	3.2	72t	32/222	77.9
OPPONENTS	500	291	3265	58.2	6.53	22	4.4	14	2.8	86t	41/265	80.8

DEFENSE	TOT	S	A	QP	FF	FR	PD
Draft	111	80	31	1	2	2	2
Davis	96	73	23	11	1	-	4
Minter	92	55	37	2	-	-	5
Williams, S.	92	58	34	1	1	-	5
Marshall	75	64	11	1	2	2	12
Peppers	75	61	14	38	3	2	6
Diggs	68	50	18	1	-	-	3
Gamble	67	57	10	2	-	-	11
Jenkins	53	35	18	10	-	-	2
Lucas	47	38	9	1	-	-	7
Rucker	44	30	14	23	2	-	-
Kemoiatu	42	27	15	8	-	-	1
Lewis	30	17	13	11	1	-	3
Wallace	30	20	10	13	-	-	2
Anderson	25	17	8	4	2	-	-
Branch	18	11	7	-	-	-	-
Moorehead	17	10	7	6	-	-	-
Seward	14	12	2	-	-	-	-
Byrum	8	7	1	-	1	-	1
Morton	6	5	1	-	-	-	1
Carstens	2	2	-	-	-	-	-
Ciurciu	2	1	1	-	-	-	-
Morgan	2	2	-	-	-	-	1
Howard	1	1	-	-	-	-	-
Strait	1	1	-	-	-	-	-
McClover	0	-	-	1	-	-	-

SACKS	Player	TOTAL	T. Davis
Peppers	13	Gamble	1
Draft	5.5	Marshall	1
Rucker	5	(group)	1
Lewis	4.5	Moorehead	0.5
Jenkins	3	TEAM	41.0
Wallace	3	OPPONENTS	32.0
Anderson	2		

F.GOALS	1-19	20-29	30-39	40-49	50+
Kasay	2/2	6/6	4/4	8/8	4/7
TEAM	2/2	6/6	4/4	8/8	4/7
OPPONENTS	2/2	12/12	5/6	5/7	0/3
Kasay: (54G,46G)(25G,26G)(51G,50G,49G,46G)(I)					
(53N,24G,19G)(21G,31G,21G)(I)(65N)(28G)(40G,34G)					
(42G,51G)(45G)(37G,45G)(50N,37G)(42G)(19G)					
Opponents: (50N,25G,32G,50B)(26G,22G,51B,19G)(28G)					
(31G,43N)(41G,47G,22G,32G)(I)(23G)(48N,38G,24G)(28G)(I)					
(37N,42G)(28G,25G)(32G,29G)(19G,45G,26G)(40G)(I)					

PANTHERS USUAL STARTERS											
WR 89	Smith (14)	LE 90	Peppers (16)								
LT 69	Gross (15)	LT 79	Kemoiatu (13)								
LG 68	Wahle (13)	RT 77	Jenkins (16)								
C 63	Hangartner (15)	RE 93	Rucker (14)								
RG 71	Mathis (15)	SLB 58	Davis (14)								
RT 73	Bridges (14)	MLB 52	Draft (14)								
TE 84	Gaines (8)	WLB 53	Diggs (10)								
WR 19	Johnson (16)	LCB 23	Lucas (8 tied)								
QB 17	Delhomme (13)	RCB 20	Gamble (13)								
FB 45	Hoover (12)	SS 36	S. Williams (12)								
RB 26	Foster (14)	FS 30	Minter (16)								

SCORE BY PERIODS											
TEAM	68	94	53	55	0	OT	TOT				
OPPONENTS	29	95	68	110	3		305				

SEASON-BY-SEASON RESULTS

WON 7, LOST 9

HEAD COACH JOHN FOX			2nd NFC SOUTH
09/09	W	27-13	at St. Louis
09/16	L	21-34	HOUSTON
09/23	W	27-20	at Atlanta
09/30	L	7-20	TAMPA BAY
10/07	W	16-13	at New Orleans
10/14	W	25-10	at Arizona
10/28	L	7-31	INDIANAPOLIS
11/04	L	7-20	at Tennessee
11/11	L	13-20	ATLANTA
11/18	L	17-31	at Green Bay
11/25	L	6-31	NEW ORLEANS
12/02	W	31-14	SAN FRANCISCO
12/09	L	6-37	at Jacksonville
12/16	W	13-10	SEATTLE
12/22	L	13-20	DALLAS
12/30	W	31-23	at Tampa Bay

STATISTIC

	CAR.	OPP.
TOTAL FIRST DOWNS	255	302
Rushing	85	100
Passing	142	174
Penalty	28	28
3rd Down: Made/Att	85/235	96/226
3rd Down Pct.	36.2	42.5
4th Down: Made/Att	6/14	7/14
4th Down Pct.	42.9	50.0
POSSESSION AVG.	28:44	31:16
TOTAL NET YARDS	4559	5197
Avg. Per Game	284.9	324.8
Total Plays	989	1032
Avg. Per Play	4.6	5.0
NET YARDS RUSHING	1824	1771
Avg. Per Game	114.0	110.7
Total Rushes	451	472
NET YARDS PASSING	2735	3426
Avg. Per Game	170.9	214.1
Sacked/Yards Lost	33/206	23/177
Gross Yards	2941	3603
Att./Completions	505/285	537/337
Completion Pct.	56.4	62.8
Had Intercepted	17	14
PUNTS/AVERAGE	92/43.9	76/42.7
Net Punting Avg.	92/36.5	76/36.8
PENALTIES/YARDS	95/801	100/904
FUMBLES/BALL LOST	25/12	30/16
TOUCHDOWNS	28	38
Rushing	7	13
Passing	19	22
Returns	2	3

SCORING

TD	Ru	Pa	Rt	PAT	FG	2	S	PT
Kasay	0	0	0	27/27	24/28	0	0	99
Smith	7	0	0			0	0	42
Williams	5	4	1	0		0	0	30
D. Carter	4	0	0	0		0	0	24
Foster	4	3	1	0		0	0	24
Fauria	2	0	2	0		0	0	12
King	2	0	2	0		0	0	12
Rosario	2	0	2	0		0	0	12
Lucas	1	0	0	1		0	0	6
Marshall	1	0	0	1		0	0	6
TEAM	28	7	19	2	27/27	24/28	0	0267
OPPONENTS	38	13	22	3	38/38	27/32	0	0347

KICKOFF RET.

Robinson	26	598	23.0	60	0
Williams	13	231	17.8	29	0
Goings	9	174	19.3	29	0
Moorehead	4	46	11.5	17	0
Hangartner	3	42	14.0	16	0
Rosario	2	39	19.5	25	0
King	1	16	16.0	16	0
Marshall	1	0	0.0	0	0
McClover	1	0	0.0	0	0
TEAM	60	1146	19.1	60	0
OPPONENTS	56	1333	23.8	84	0

RUSHING

Foster	247	876	3.5	20	3
Williams	144	717	5.0	75	4
Smith	9	66	7.3	22	0
Carr	17	59	3.5	15	0
Hoover	12	39	3.3	10	0
Delhomme	6	26	4.3	13	0
Testaverde	9	22	2.4	16	0
Jarrett	1	11	11.0	11	0
Moore	3	5	1.7	5	0
Haynes	3	3	1.0	3	0
TEAM	451	1824	4.0	75	7
OPPONENTS	472	1771	3.8	80t	13

RECEIVING

Smith	87	1002	11.5	74t	7
King	46	406	8.8	29	2
D. Carter	38	517	13.6	49	4
Colbert	32	332	10.4	43	0
Foster	25	182	7.3	23	1
Williams	23	175	7.6	30	1
Hoover	10	58	5.8	14	0
Rosario	6	108	18.0	54	2
Jarrett	6	73	12.2	22	0
Fauria	5	39	7.8	16	2
Robinson	4	35	8.8	12	0
Haynes	3	14	4.7	6	0
TEAM	285	2941	10.3	74t	19
OPPONENTS	337	3603	10.7	69t	22

INTERCEPTIONS

Marshall	3	107	35.7	73t	1
Cooper	3	19	6.3	19	0
Lucas	2	1	0.5	1	0
Harris	1	30	30.0	30	0
Manuel	1	4	4.0	4	0
Gamble	1	2	2.0	2	0
Beason	1	0	0.0	0	0
Th. Davis	1	0	0.0	0	0
Peppers	1	0	0.0	0	0
TEAM	14	163	11.6	73t	1
OPPONENTS	17	150	8.8	45	1

PUNTING

Baker	90	3978	44.2	37.7	5	22	64	0
Kasay	2	60	30.0	17.0	0	1	32	0
TEAM	92	4038	43.9	36.5	5	23	64	0
OPPONENTS	76	3243	42.7	36.8	9	31	66	0

PUNT RET.

Robinson	30	19	262	8.7	34	0
Smith	2	0	7	3.5	6	0
TEAM	32	19	269	8.4	34	0
OPPONENTS	55	16	579	10.5	94t	1

PASSING

Testaverde	172	94	952	54.7
Carr	136	73	635	53.7
Moore	111	63	730	56.8
Delhomme	86	55	624	64.0
TEAM	505	285	2941	56.4
OPPONENTS	537	337	3603	62.8

DEFENSE

Beason	160	115	45	3	1	1	7
Harris	102	81	21	2	8	3	4
Cooper	86	47	39	1	1	-	-
Davis	85	68	17	10	2	1	6
Marshall	73	61	12	4	-	1	8
Lucas	69	62	7	-	-	2	11
Rucker	57	30	27	20	1	1	2
Kemoatu	56	43	13	3	-	-	1
Peppers	55	37	18	19	3	2	3
Jenkins	52	37	15	13	-	-	1
Gamble	50	42	8	-	1	1	6
Diggs	49	32	17	2	1	-	5
Lewis	32	17	15	7	-	1	1
Moorehead	27	14	13	5	-	-	-
Morgan	20	13	7	1	-	-	1
Dendy	14	13	1	-	-	-	1
Manuel	14	9	5	-	-	-	-
McClover	12	7	5	2	-	-	-
Teal	11	10	1	-	-	-	-
Anderson	11	7	4	1	-	-	-
Johnson	4	2	2	1	-	-	1
Seward	3	3	-	-	-	-	-
Wilson	2	1	1	-	-	-	-
Deloatch	1	1	-	-	-	-	1
Gibson	1	1	-	-	-	-	-
Grigsby	-	-	-	3	-	-	-

SACKS

Player.....	TOTAL	Moorehead.....	2
Diggs.....	3.5	Manuel.....	1
Lewis.....	3.5	Marshall.....	1
Th. Davis.....	3	McClover.....	1
Rucker.....	3	TEAM.....	23.0
Jenkins.....	2.5	OPPONENTS.....	33.0
Peppers.....	2.5		

F.GOALS

	1-19	20-29	30-39	40-49	50+
Kasay	2/2	6/6	8/9	6/9	2/2
TEAM	2/2	6/6	8/9	6/9	2/2
OPPONENTS	0/0	13/14	5/5	7/9	2/4

Kasay: (47N,34G,32G)(45G,49G)(23G,35G,52G)
(33G,43G,24G,45N,45G)(40N)(29G,31G)(26G) (45G, 29G)
(19G)(49G,39G)(37N,53G,37G)(37G,25G) (19G)
Opponents: (42G,28G)(25G,33G)(24G,25G)(25G, 38G)
(25G,28G,20B,54N)(50G)(20G)(47G,53G)(36G, 47G)
(49B,49N,47G)(46G,57N)(121G,20G,33G)(23G) (42G,23G)
(31G,23G,49G)

PANTHERS USUAL STARTERS

WR 89	Smith (15)	LE 90	Peppers (14)
LT 70	Wharton (16)	LT 99	Kemoatu (13)
LG 68	Wahle (16)	RT 77	Jenkins (15)
C 75	Hartwig (15)	RE 93	Rucker (16)
RG 73	Bridges (10)	SLB 58	Davis (16)
RT 69	Gross (16)	MLB 52	Beason (12)
TE 87	King (16)	WLB 53	Diggs (10)
WR 83	Colbert (9)	LCB 21	Lucas (16)
QB 16	Testaverde (6)	RCB 20	Gamble (12)
FB 45	Hoover (12)	SS 43	Harris (15)
RB 26	Foster (16)	FS 35	Cooper (15)

SCORE BY PERIODS

	1	2	3	4	OT	TOT
TEAM	50	66	48	103	0	267
OPPONENTS	79	89	110	69	0	347

Att	TD	TD%	Int	Int%	Lg	TK/LS	Rate
63	5	2.9	6	3.5	65t	9/46	65.8
67	3	2.2	5	3.7	38	13/74	58.3
68	3	2.7	5	4.5	57	6/40	67.0
66	8	9.3	1	1.2	74t	5/46	111.8
32	19	3.8	17	3.4	74t	33/206	71.9
71	22	4.1	14	2.6	69t	23/177	85.1

SEASON-BY-SEASON RESULTS

WON 12, LOST 4

1st NFC SOUTH

HEAD COACH JOHN FOX			
09/07	W	26-24	at San Diego
09/14	W	20-17	CHICAGO
09/21	L	10-20	at Minnesota
09/28	W	24-9	ATLANTA
10/05	W	34-0	KANSAS CITY
10/12	L	3-27	at Tampa Bay
10/19	W	30-7	NEW ORLEANS
10/26	W	27-23	ARIZONA
11/09	W	17-6	at Oakland
11/16	W	31-22	DETROIT
11/23	L	28-45	at Atlanta
11/30	W	35-31	at Green Bay
12/08	W	38-23	TAMPA BAY
12/14	W	30-10	DENVER
12/21	L	28-34OT	at New York Giants
12/28	W	33-31	at New Orleans
01/10	L	13-33	ARIZONA

RUSHING

D. Williams	273	1515	5.5	69t	18
Stewart	184	836	4.5	41	10
St. Smith	5	40	8.0	23	0
Delhomme	20	21	1.1	12t	2
Hoover	9	18	2.0	5	0
Goings	9	10	1.1	4	0
McCown	4	-3	-8	0	0
TEAM	504	2437	4.8	69t	30
OPPONENTS	432	1912	4.4	51	14

RECEIVING

St. Smith	78	1421	18.2	65t	6
Muhammad	65	923	14.2	60	5
D. Williams	22	121	5.5	25t	2
King	21	195	9.3	31	1
Rosario	18	209	11.6	24	1
Hackett	13	181	13.9	37	0
Jarrett	10	119	11.9	25	0
Stewart	8	47	5.9	15	0
Hoover	6	39	6.5	12	0
Goings	3	1	0.3	3	0
Jones	2	32	16.0	19	0
TEAM	246	3288	13.4	65t	15
OPPONENTS	333	3617	10.9	69	19

INTERCEPTIONS

Beason	3	52	17.3	44	0
Gamble	3	23	7.7	19	0
Lucas	2	74	37.0	43	0
Godfrey	1	16	16.0	16	0
Harris	1	16	16.0	16	0
Marshall	1	11	11.0	11	0
Diggs	1	0	0.0	0	0
TEAM	12	192	16.0	44	0
OPPONENTS	12	167	13.9	58	0

PUNTING

No	Yds	Avg	Net	TB120	Lg B
Baker	73	3217	44.1	37.4	5 30 63 3
TEAM	76	3217	42.3	37.4	5 30 63 3
OPPONENTS	80	3671	45.9	37.7	10 18 63 0

PUNT RET.

Jones	39	20	443	11.4	55	0
Salley	1	0	0	0.0	0	0
St. Smith	1	0	10	10.0	10	0
Wesley	1	0	0	0.0	0	0
TEAM	42	20	453	10.8	55	0
OPPONENTS	41	13	276	6.7	61t	1

KICKOFF RET.

Jones	40	958	24.0	59	0
Stewart	15	349	23.3	38	0
Rosario	2	26	13.0	18	0
Bridges	1	15	15.0	15	0
Hoover	1	12	12.0	12	0
King	1	12	12.0	12	0
TEAM	60	1372	22.9	59	0
OPPONENTS	59	1292	21.9	46	0

DEFENSE

TOT	S	A	QP	FF	FR	PD
Beason	159	103	56	2	-	1 4
Davis	136	94	42	3	2	1 5
Gamble	103	83	20	1	1	2 20
Harris	80	55	25	-	2	1 3
Godfrey	78	46	32	-	1	2 7
Lucas	70	59	11	-	-	- 14
Peppers	63	41	22	29	5	- 7
Diggs	62	42	20	2	-	- 2
Marshall	61	51	10	6	-	- 4
Brayton	59	41	18	13	1	1 4
Lewis	48	36	12	11	2	1 5
Kemoeatu	40	31	9	7	1	- 2
Johnson	30	20	10	19	1	1 7
Walker	12	8	4	1	-	- 1
Gibson	10	8	2	2	-	- -
Johnson	7	7	0	1	1	- -
Taylor	5	5	0	6	-	- 1
Wilson	3	3	-	-	-	- 1
Hayden	3	2	1	2	-	- -
Anderson	3	2	1	1	-	- -
Salley	1	1	-	-	-	- -
Wesley	1	1	-	-	-	- 2

SACKS

Player	TOTAL	Marshall2
Peppers	14.5	Diggs1
C. Johnson	6	Godfrey1
Brayton	4.5	Taylor1
Davis	3.5	TEAM37.0
Lewis	3.5	OPPONENTS20.0

F.GOALS

1-19	20-29	30-39	40-49	50+
Kasay	0/0	7/7	9/9	11/12 1/3
TEAM	0/0	7/7	9/9	11/12 1/3
OPPONENTS	1/1	8/8	7/7	7/9 1/3

Kasay: (44G,33G,30G,49G)(37G,45G)(43G)
(44G) (32G,43G)(20G)(39G,48G,28G)
(23G,50G)(54N,32G) (29G)(23G,21G)(33G)
(39G,44G,42G)(50N)(45G, 26G, 34G,41N,42G)
Opponents: (27G)(26G)(28G,32G)
(33G,44G,44G)(37G,51N,49G)(21G)
(38G,45G,58N)(40G,56G,27G) (23G)
(32G,44G,19G)(40N,20G)(43G,47N)(32G,35G)
(21G)

PANTHERS USUAL STARTERS

WR 89	Smith (14)	LE 96	Brayton (16)
LT 69	Gross (15)	LT 99	Kemoeatu (14)
LG 70	Wharton (14)	RT 92	Lewis (15)
C 67	Kali (12)	RE 90	Peppers (16)
RG 68	Vincent (14)	SLB 53	Diggs (16)
RT 79	Otah (12)	MLB 52	Beason (16)
TE 47	King (15)	WLB 58	Davis (16)
WR 87	Muhammad (15)	LCB 21	Lucas (16)
QB 17	Delhomme (16)	RCB 20	Gamble (16)
FB 45	Hoover (12)	SS 43	Harris (16)
RB 34	Williams (16)	FS 30	Godfrey (16)

SCORE BY PERIODS

	1	2	3	4	OT	TOT
TEAM	60	149	99	106	0	414
OPPONENTS	57	92	71	103	6	329

PASSING

Delhomme	414	246	3288	59.4	7.94	15	3.6	12	2.9	65t	20/130	84.7
TEAM	414	246	3288	59.4	7.94	15	3.6	12	2.9	65t	20/130	84.7
OPPONENTS	557	333	3617	59.8	6.49	19	3.4	12	2.2	69	37/230	81.4

SEASON-BY-SEASON RESULTS

WON 8, LOST 8

HEAD COACH JOHN FOX		
09/13	L 10-38	PHILADELPHIA
09/20	L 20-28	at Atlanta
09/28	L 7-21	at Dallas
10/11	W 20-17	WASHINGTON
10/18	W 28-21	at Tampa Bay
10/25	L 9-20	BUFFALO
11/01	W 34-21	at Arizona
11/08	L 20-30	at New Orleans
11/15	W 28-19	ATLANTA
11/19	L 17-24	MIAMI
11/29	L 6-17	at New York Jets
12/06	W 16-6	TAMPA BAY
12/13	L 10-20	at New England
12/20	W 26-7	MINNESOTA
12/27	W 41-9	at New York Giants
01/03	W 23-10	NEW ORLEANS

STATISTIC

TOTAL FIRST DOWNS	289
Rushing	123
Passing	152
Penalty	14
3rd Down: Made/Att	82/220
3rd Down Pct.	37.3
4th Down: Made/Att	9/20
4th Down Pct.	45.0
POSSESSION AVG.	30:13
TOTAL NET YARDS	5297
Avg. Per Game	331.1
Total Plays	1023
Avg. Per Play	5.2
NET YARDS RUSHING	2498
Avg. Per Game	156.1
Total Rushes	525
NET YARDS PASSING	2799
Avg. Per Game	174.9
Sacked/Yards Lost	33/271
Gross Yards	3070
Att./Completions	465/264
Completion Pct.	56.8
Had Intercepted	20
PUNTS/AVERAGE	77/43.5
Net Punting Avg.	77/36.6
PENALTIES/YARDS	88/698
FUMBLES/BALL LOST	23/11
TOUCHDOWNS	35
Rushing	18
Passing	16
Returns	1

3rd NFC SOUTH

73,599
67,313
90,588
73,487
62,422
73,497
62,031
70,011
73,239
73,475
76,381
72,455
68,756
73,515
78,809
73,047

RUSHING

Stewart	221	1133	5.1	67h	10
D. Williams	216	1117	5.2	77	7
Sutton	12	68	5.7	20	0
Delhomme	17	60	3.5	11	0
Hoover	20	52	2.6	18	1
Goodson	22	49	2.2	11	0
S. Smith	5	22	4.4	17	0
M. Moore	12	-3	-3.3	5	0
TEAM	525	2498	4.8	77	18
OPPONENTS	450	1997	4.4	46t	15

RECEIVING

S. Smith	65	982	15.1	66	7
Muhammad	53	581	11.0	27	1
D. Williams	29	252	8.7	30	0
Rosario	26	313	12.0	26	2
King	25	200	8.0	32	3
Stewart	18	139	7.7	19	1
Jarrett	17	196	11.5	30t	1
Barnidge	12	242	20.2	55	0
Sutton	6	62	10.3	13	0
K. Moore	6	59	9.8	22	0
Hoover	4	23	5.8	12	1
Goodson	2	15	7.5	13	0
C. Martin	1	6	6.0	6	0
TEAM	264	3070	11.6	66	16
OPPONENTS	305	3249	10.7	63	14

INTERCEPTIONS

Gamble	4	55	13.8	41	0
Marshall	4	47	11.8	28	0
Beason	3	46	15.3	18	0
S. Martin	3	35	11.7	23	0
C. Harris	3	3	1.0	3	0
T. Davis	2	24	12.0	24	0
Peppers	2	13	6.5	13t	1
Godfrey	1	12	12.0	12	0
TEAM	22	235	10.7	41	1
OPPONENTS	20	339	17.0	67t	3

PUNTING

Baker	76	3352	44.1	36.6	4	22	61	1
TEAM	77	3352	43.5	36.6	4	22	61	1
OPPONENTS	74	3312	44.8	38.2	10	30	70	0

KICKOFF RET.

Goodson	17	352	20.7	33	0
Sutton	14	302	21.6	32	0
K. Moore	10	219	21.9	55	0
King	3	37	12.3	14	0
Rosario	2	41	20.5	22	0
Stewart	2	17	8.5	17	0
Barnidge	1	16	16.0	16	0
Munnerlyn	1	15	15.0	15	0
Schwartz	1	16	16.0	16	0
TEAM	51	1015	19.9	55	0
OPPONENTS	51	1267	24.8	97t	1

DEFENSE

Beason	169	125	44	5	1	2	5
Marshall	81	63	18	-	2	2	6
Anderson	72	39	33	5	-	1	2
Davis	71	54	17	6	-	-	3
Harris	71	44	27	2	2	1	5
Gamble	70	56	14	-	-	-	9
Lewis	65	35	30	21	-	1	1
Brayton	62	39	23	14	1	1	1
Peppers	55	35	20	35	5	1	4
Godfrey	50	34	16	-	4	-	4
Diggs	46	32	14	3	1	-	1
Munnerlyn	43	35	8	-	1	1	2
Thomas	39	20	19	3	-	1	1
Hayden	31	16	15	1	-	-	-
Johnson	29	18	11	1	-	-	-
Johnson	28	18	10	12	3	-	6
Brown	25	15	10	16	2	-	2
Martin	20	15	5	-	-	-	2
Connor	19	10	9	1	-	1	-
Teal	15	12	3	-	-	1	-
Tyler	13	6	7	1	-	-	-
Leonard	11	5	6	-	-	-	-
Wilson	7	6	1	-	-	-	2
Wesley	6	5	1	1	-	-	4
Harris	2	0	2	-	-	-	-
Burton	1	0	1	1	-	-	-
Taylor	1	0	1	-	-	-	-

SACKS

Player	TOTAL	Anderson	1
Peppers	10.5	Hayden	1
Brayton	5	Leonard	1
C. Johnson	4	Wesley	1
Beason	3	D. Lewis	0.5
Brown	2.5	TEAM	31.0
T. Davis	1.5	OPPONENTS	33.0

F.GOALS

Kasay	1-19	20-29	30-39	40-49	50+
TEAM	0/0	7/7	9/10	5/6	1/4
OPPONENTS	1/1	7/7	4/7	7/11	0/1

Kasay: (22G)(38G,50G)(/43G)(52B)(43N,39N)(35G,31G)(32G,25G)(51B)(29G,33G,48G)(40G,28G)(23G,40G,23G)(53N,36G)(/38G,27G)(41G,39G,37G)
OPP: (49G,51B)(/40N,24G,19G)(38G)(43N)(29G,22G)(/23G,25G,40G)(35G,24G,34N)(37G)(48N,47G)(21G,46G,36N,42N)(48G,47G)(39N)(40G)(35G)

PANTHERS USUAL STARTERS

WR 89	Smith (16)	LE 90	Peppers (14)
LT 69	Gross (9)	LT 75	Thomas (12)
LG 70	Wharton (9)	RT 92	Lewis (16)
C 67	Kalil (16)	RE 96	Brayton (16)
RG 68	Vincent (16)	SLB 53	Diggs (11)
RT 79	Otah (13)	MLB 52	Beason (16)
TE 47	King (15)	WLB 58	Davis (7)
WR 87	Muhammad (13)	LCB 20	Gamble (16)
QB 17	Delhomme (11)	RCB 31	Marshall (16)
FB 45	Hoover (4)	SS 43	Harris (13)
RB 34	D. Williams (13)	FS 30	Godfrey (11)

SCORE BY PERIODS

	1	2	3	4	OT	TOT
TEAM	68	109	43	95	0	315
OPPONENTS	48	102	72	86	0	308

PASSING

Delhomme	321	178	2015	55.5	6.28	8	2.5	18	5.6	52	23/187	59.4
M. Moore	138	85	1053	61.6	7.63	8	5.8	2	1.4	66	9/78	98.5
McCown	6	1	2	16.7	0.33	0	0.0	0	0.0	2	1/6	39.6
TEAM	465	264	3070	56.8	6.60	16	3.4	20	4.3	66	33/271	70.5
OPPONENTS	495	305	3249	61.6	6.56	14	2.8	22	4.4	63	31/193	71.7

SEASON-BY-SEASON RESULTS

WON 2, LOST 14

HEAD COACH JOHN FOX				4th NFC SOUTH
09/12	L	18-31	at New York Giants	77,245
09/19	L	7-20	TAMPA BAY	72,577
09/26	L	7-20	CINCINNATI	72,887
10/03	L	14-16	at New Orleans	70,016
10/10	L	6-23	CHICAGO	73,464
10/24	W	23-20	SAN FRANCISCO	72,741
10/31	L	10-20	at St. Louis	52,281
11/07	L	3-34	NEW ORLEANS	73,191
11/14	L	16-31	at Tampa Bay	44,264
11/21	L	13-37	BALTIMORE	73,021
11/28	L	23-24	at Cleveland	64,463
12/05	L	14-31	at Seattle	66,577
12/12	L	10-31	ATLANTA	71,235
12/19	W	19-12	ARIZONA	71,849
12/23	L	3-27	at Pittsburgh	61,748
01/02	L	10-31	at Atlanta	67,349

STATISTIC

STATISTIC	CAR.	OPP.
TOTAL FIRST DOWNS	225	328
Rushing	78	121
Passing	125	176
Penalty	22	31
3rd Down: Made/Att	69/227	81/213
3rd Down Pct.	30.4	38.0
4th Down: Made/Att	10/23	4/9
4th Down Pct.	43.5	44.4
POSSESSION AVG.	27:24	32:36
TOTAL NET YARDS	4135	5374
Avg. Per Game	258.4	335.9
Total Plays	962	1060
Avg. Per Play	4.3	5.1
NET YARDS RUSHING	1846	1981
Avg. Per Game	115.4	123.8
Total Rushes	428	503
NET YARDS PASSING	2289	3393
Avg. Per Game	143.1	212.1
Sacked/Yards Lost	50/346	31/224
Gross Yards	2635	3617
Att./Completions	484/256	526/326
Completion Pct.	52.9	62.0
Had Intercepted	21	17
PUNTS/AVERAGE	95/43.1	76/43.5
Net Punting Avg.	36.5	36.5
PENALTIES/YARDS	106/918	90/765
FUMBLES/BALL LOST	31/16	22/12
TOUCHDOWNS	17	46
Rushing	7	20
Passing	9	19
Returns	1	7

RUSHING

	No	Yds	Avg	Long	TD
Stewart	178	770	4.3	48	2
Goodson	103	452	4.4	45	3
D. Williams	87	361	4.1	39t	1
Sutton	13	71	5.5	32	0
LaFell	1	60	60.0	60	0
Clausen	23	57	2.5	11	0
Moore	5	25	5.0	8	0
Fiammetta	7	22	3.1	11	0
Smith	1	9	9.0	9	0
Edwards	1	7	7.0	7	0
Vaughan	3	7	2.3	6	1
Senn	1	5	5.0	5	0
Gettis	3	2	0.7	19	0
Baker	1	0	0.0	0	0
Rosario	1	-2	-2.0	-2	0
TEAM	428	1846	4.3	60	7
OPPONENTS	503	1981	3.9	68t	20

RECEIVING

	No	Yds	Avg	Long	TD
S. Smith	46	554	12.0	39	2
Goodson	40	310	7.8	32	0
LaFell	38	468	12.3	44	1
Gettis	37	508	13.7	88t	3
Rosario	32	264	8.3	26	0
King	19	121	6.4	16t	2
Sutton	12	70	5.8	14	0
D. Williams	11	61	5.5	14	0
Stewart	8	103	12.9	55t	1
Clowney	6	102	17.0	31	0
Fiammetta	5	34	6.8	11	0
Jarrett	2	40	20.0	21	0
TEAM	256	2635	10.3	88t	9
OPPONENTS	326	3617	11.1	56t	19

INTERCEPTIONS

	No	Yds	Avg	Long	TD
Godfrey	5	112	22.4	38	0
Marshall	3	91	30.3	66	0
Munnerlyn	3	37	12.3	37t	1
S. Martin	1	34	34.0	34	0
Beason	1	7	7.0	7	0
E. Johnson	1	5	5.0	5	0
Anderson	1	1	1.0	1	0
E. Brown	1	0	0.0	0	0
Pugh	1	-2	-2.0	-2	0
TEAM	17	285	16.8	66	1
OPPONENTS	21	270	12.9	34	5

PUNTING

	No	Yds	Avg	Net	TB	I20	Lg	B
Goodson	95	4097	43.1	36.5	7	22	60	0
Baker	95	4097	43.1	36.5	7	22	60	0
TEAM	95	4097	43.1	36.5	7	22	60	0
OPPONENTS	75	3309	43.5	36.5	8	26	63	1

KICKOFF RET.

	No	Yds	Avg	Long	TD
Goodson	48	1048	21.8	46	0
Pugh	9	218	24.2	32	0
Gettis	8	145	18.1	28	0
Thomas	3	63	21.0	26	0
Munnerlyn	2	87	43.5	64	0
Sutton	2	30	15.0	18	0
Norwood	1	17	17.0	17	0
King	1	11	11.0	11	0
TEAM	74	1619	21.9	64	0
OPPONENTS	45	1064	23.6	84	0

DEFENSE

	TOT	S	A	QP	FF	FR	PD
Beason	162	102	60	2	1	-	8
Anderson	154	95	59	10	2	3	3
Godfrey	104	71	33	4	-	-	4
Marshall	91	75	16	1	1	1	5
S. Martin	90	57	33	3	2	1	5
C. Johnson	73	57	16	27	1	-	3
Landri	63	32	31	6	-	1	1
Connor	60	34	26	4	-	-	1
Hayden	51	23	28	2	-	-	1
Munnerlyn	47	41	6	-	1	-	10
Gamble	42	30	12	-	-	-	8
E. Brown	34	21	13	8	1	-	-
Harris	34	18	16	1	-	1	-
Brayton	33	22	11	14	-	2	2
Hardy	29	17	12	9	2	-	2
E. Johnson	27	13	14	2	-	-	1
Neblett	18	8	10	1	-	-	-
Jas. Williams	15	11	4	1	1	1	2
Pugh	12	6	7	1	-	-	2
Senn	8	4	4	-	-	-	-
Wilson	8	5	3	-	-	1	1
McClain	7	6	1	-	-	-	1
Norwood	6	1	5	-	1	-	-
Irvin	5	3	2	-	-	-	-
Hudson	4	3	1	1	-	-	2
Leonard	3	2	1	-	-	-	-

SACKS

	TOTAL	Beason
Player	11.5	Connor
C. Johnson	11.5	Hayden
Anderson	3.5	Marshall
E. Brown	3.5	Norwood
Hardy	3	TEAM
Landri	3	OPPONENTS
Harris	1.5	50.0

F.GOALS

	1-19	20-29	30-39	40-49	50+
Kasay	0/0	9/9	2/2	11/14	3/4
TEAM	0/0	9/9	2/2	11/14	3/4
OPPONENTS	0/0	9/9	13/13	5/7	2/3
Kasay: (21G, 52G, 43G) () () () (24G, 51N, 53G), (47G, 55G), 37G) (44G) (20G, 40N) (46G, 28G, 48G), (45G, 40G) (43G, 42G, 46N, 43G, 42N) () (36G) (28G, 29G, 24G, 43G) (27G) (23G)					
OPP: (32G) (24G, 33G) (33G, 50G) (32G, 32G, 25G) (28G, 53G, 43G) (24G, 38G) (51N, 33G, 41G) (31G, 36G) (32G) (22G, 33G, 49G) (41G) (24G, 47N) (39G) (23G, 30G) (26G, 29G, 41N) (47G)					

PANTHERS USUAL STARTERS

WR 89	Smith (14)	LE 96	Brayton (14)
LT 69	Gross (16)	LT 98	Hayden (10)
LG 70	Wharton (9)	RT 61	Landri (16)
C 67	Kalil (16)	RE 95	Johnson (16)
RG 74	Schwartz (11)	SLB 50	Anderson (15)
RT 65	G. Williams (11)	MLB 55	Connor (8)
TE 47	King (16)	52	Beason (8)
WR 12	Gettis (13)	WLB 52	Beason (8)
QB 2	Clausen (10)	LCB 20	Gamble (10)
FB 42	Fiammetta (9)	RCB 31	Marshall (16)
RB 28	Stewart (7)	SS 30	Godfrey (16)
		FS 23	Martin (15)

SCORE BY PERIODS

	1	2	3	4	OT	TOT
TEAM	35	67	52	42	0	196
OPPONENTS	114	111	74	109	0	408

PASSING

	Att	Cmp	Yds	Cmp%	Yd/Att	TD	TD%	Int	Int%	Lg	TK/LS	Rate
Clausen	299	157	1558	52.5	5.21	3	1.0	9	3.0	55t	33/223	58.4
Moore	143	79	857	55.2	5.99	5	3.5	10	7.0	39	13/90	55.6
St. Pierre	28	13	173	46.4	6.18	1	3.6	2	7.1	88t	3/23	48.6
Pike	12	6	47	50.0	3.92	0	0.0	0	0.0	22	1/10	60.1
Edwards	1	1	0	100.0	0.00	0	0.0	0	0.0	0	0/0	79.2
LaFell	1	0	0	0.0	0.00	0	0.0	0	0.0	0	0/0	39.6
TEAM	484	256	2635	52.9	5.44	9	1.9	21	4.3	88t	50/346	57.0
OPPONENTS	526	326	3617	62.0	6.88	19	3.6	17	3.2	56t	31/224	81.0

SEASON-BY-SEASON RESULTS

WON 6, LOST 103rd NFC SOUTH

HEAD COACH RON RIVERA					
09/11	L	21-28	at Arizona	60,627	
09/18	L	23-30	GREEN BAY	73,167	
09/25	W	16-10	JACKSONVILLE	71,704	
10/02	L	29-34	at Chicago	62,135	
10/09	L	27-30	NEW ORLEANS	72,679	
10/16	L	17-31	at Atlanta	69,047	
10/23	W	33-20	WASHINGTON	73,245	
10/30	L	21-24	MINNESOTA	72,095	
11/13	L	3-30	TENNESSEE	72,409	
11/20	L	35-49	at Detroit	63,633	
11/27	W	27-19	at Indianapolis	63,928	
12/04	W	38-19	at Tampa Bay	56,270	
12/11	L	23-31	ATLANTA	72,680	
12/18	W	28-13	at Houston	71,540	
12/24	W	48-16	TAMPA BAY	70,363	
01/01	L	17-45	at New Orleans	73,065	

STATISTIC	CAR.	OPP.
TOTAL FIRST DOWNS	345	329
Rushing	139	110
Passing	175	191
Penalty	31	28
3rd Down: Made/Att	75/185	83/194
3rd Down Pct.	40.5	42.8
4th Down: Made/Att	6/10	4/12
4th Down Pct.	60	33.3
POSSESSION AVG.	30:16	29:44
TOTAL NET YARDS	6237	6042
Avg. Per Game	389.8	377.6
Total Plays	999	972
Avg. Per Play	6.2	6.2
NET YARDS RUSHING	2408	2093
Avg. Per Game	150.5	130.8
Total Rushes	445	451
NET YARDS PASSING	3829	3949
Avg. Per Game	239.3	246.8
Sacked/Yards Lost	35/260	31/170
Gross Yards	4089	4119
Att./Completions	519/312	490/318
Completion Pct.	60.1	64.9
Had Intercepted	17	14
PUNTS/AVERAGE	66/42.7	52/43.2
Net Punting Avg.	66/34.1	52/37.9
PENALTIES/YARDS	113/1013	98/901
FUMBLES/BALL LOST	13/6	20/10
TOUCHDOWNS	48	50
Rushing	26	18
Passing	21	28
Returns	1	4

SCORING	TD	Ru	Pa	Rt	PAT	FG	2	S	PT
Mare	0	0	0	0	44/45	22/28	0	0	110
Newton	14	14	0	0	0/0	0/0	0	0	84
S.Smith	7	0	7	0	0/0	0/0	1	0	44
Williams	7	7	0	0	0/0	0/0	0	0	42
Olsen	5	0	5	0	0/0	0/0	1	0	32
Stewart	5	4	1	0	0/0	0/0	0	0	30
Shockey	4	0	4	0	0/0	0/0	0	0	24
LaFell	3	0	3	0	0/0	0/0	0	0	18
Brockel	1	1	0	0	0/0	0/0	0	0	6
Pilares	1	0	1	0	0/0	0/0	0	0	6
Naanee	1	0	1	0	0/0	0/0	0	0	6
Applewhite	0	0	0	0	0/0	0/0	0	0	2
Hardy	0	0	0	0	0/0	0/0	0	0	2
TEAM	48	26	21	1	44/45	22/28	2	0	406
OPPONENTS	50	18	28	4	48/48	27/31	0	0	429

SCORE BY PERIODS

	1	2	3	4	OT	TOT
TEAM	92	148	83	83	0	406
OPPONENTS	79	117	90	143	0	429

RUSHING	No	Yds	Avg	Long	TD
D. Williams	155	836	5.4	74t	7
Stewart	142	761	5.4	32	4
Newton	126	706	5.6	49t	14
S. Smith	6	56	9.3	23	0
Vaughan	7	24	3.4	9	0
Brockel	3	12	4.0	7t	1
Felton	3	10	3.3	4	0
A. Edwards	1	5	5.0	5	0
D. Anderson	2	-2	-1.0	-1	0
TEAM	445	2408	5.4	74t	26
OPPONENTS	451	2093	4.6	46	18

RECEIVING	No	Yds	Avg	Long	TD
S. Smith	79	1394	17.6	77t	7
Stewart	47	413	8.8	26	1
Olsen	45	540	12.0	44t	5
Naanee	44	467	10.6	28	1
Shockey	37	455	12.3	29	4
LaFell	36	613	17.0	91t	3
D. Williams	16	135	8.4	32	0
Brockel	3	13	4.3	5	0
Felton	2	24	12.0	17	0
Newton	1	27	27.0	27	0
Ajirotutu	1	4	4.0	4	0
Goodson	1	4	4.0	4	0
TEAM	312	4089	13.1	91t	21
OPPONENTS	318	4119	13.0	84t	28

INTERCEPTIONS	No	Yds	Avg	Long	TD
Gamble	3	43	14.3	24	0
Martin	3	16	5.3	15	0
Godfrey	2	30	15.0	21	0
J. Anderson	2	5	2.5	5	0
Stanford	1	53	53.0	53	0
Senn	1	21	21.0	21	0
Nelson	1	20	20.0	20	0
Keiser	1	9	9.0	9	0
TEAM	14	197	14.1	53	0
OPPONENTS	17	229	13.5	49	1

PUNTING	No	Yds	Avg	Net	TBI	20	Lg	B
Baker	66	2819	42.7	34.1	5	19	56	0
TEAM	66	2819	42.7	34.1	5	19	56	0
OPPONENTS	52	2248	43.2	37.9	5	15	64	0

KICKOFF RET.	No	Yds	Avg	Long	TD
Pilares	23	590	25.7	101t	1
Goodson	11	250	22.7	31	0
A. Edwards	3	35	11.7	17	0
Pugh	2	51	25.5	28	0
Brockel	0	0	-	-	0
TEAM	39	926	23.7	101t	1
OPPONENTS	30	811	27.0	78	0

PUNT RET.	Ret	FC	Yds	Avg	Long	TD
A. Edwards	32	9	176	5.5	17	0
TEAM	32	9	176	5.5	17	0
OPPONENTS	35	15	466	13.3	89t	3

PASSING	Att	Cmp	Yds	Cmp%	Yd/Att	TD	TD%	Int	Int%	Lg	TK/LS	Rate
Newton	517	310	4051	60.0	7.84	21	4.1	17	3.3	91t	35/260	84.5
A. Edwards	1	1	11	100.0	11.00	0	0.0	0	0.0	11	0/0	112.5
Naanee	1	1	27	100.0	27.00	0	0.0	0	0.0	27	0/0	118.8
TEAM	519	312	4089	60.1	7.88	21	4.0	17	3.3	91t	35/260	84.8
OPPONENTS	490	318	4119	64.9	8.41	28	5.7	14	2.9	84t	31/170	98.3

DEFENSE	TOT	S	A	QP	FF	FR	PD
Anderson	174	105	69	1	-	3	7
Godfrey	100	63	37	-	1	-	5
Connor	87	53	34	-	1	-	-
Senn	73	52	21	1	2	-	1
Martin	62	39	23	1	-	-	6
Munnerlyn	55	36	19	1	1	1	7
Gamble	51	37	14	-	-	-	10
Hardy	50	38	12	17	2	-	11
Johnson	39	25	14	14	1	-	2
Gaither	36	24	12	-	-	-	-
Butler	29	26	3	-	-	-	9
Applewhite	21	17	4	4	1	-	1
Neblett	21	15	6	-	-	-	2
J. Williams	21	13	8	-	1	-	-
McClain	20	14	6	4	-	1	-
Stanford	20	10	10	-	-	-	-
Davis	17	8	9	2	-	1	-
Pugh	16	12	4	-	-	-	2
Fua	15	11	4	1	-	-	-
Fields	11	6	5	1	-	-	-
Kearse	11	9	2	-	-	-	1
Nelson	11	8	3	-	-	-	-
T. Williams	11	5	6	-	-	-	4
Keiser	9	8	1	1	-	-	-
Norwood	7	5	2	1	-	-	-
Pressley	5	3	2	-	-	-	1
Hogan	4	1	3	-	-	-	-
Nwagbuo	4	2	2	-	-	-	-
Shirley	4	2	2	3	1	-	-
Beason	3	3	0	-	-	-	-
Phillips	3	2	1	-	-	-	-
Hines	1	1	0	-	-	-	-
Selvie	1	1	0	1	-	-	-

SACKS	Player	TOTAL	J. Anderson
	Johnson	9.0	1.5
	Hardy	4.0	1.0
	Keiser	4.0	1.0
	Neblett	2.5	0.5
	Shirley	2.5	1.0
	Applewhite	2.0	31.0
	Munnerlyn	2.0	35.0

FIELD GOALS	1-19	20-29	30-39	40-49	50+
Mare	1/1	7/7	6/9	8/9	0/2
TEAM	1/1	7/7	6/9	8/9	0/2
OPPONENTS	1/1	5/5	10/11	9/12	2/2

Mare: () (20G, 33G, 21G) (35G, 32G) (29G, 39G, 34B, 38G, 52N) () (42G) (20G, 45G, 45G, 40G) (31N) (50N, 29G) (27G, 31G) (40G, 45B, 41G) (43G) (36N) () (21G, 19G) (41G)
OPP: (36N) (37G, 19G, 34G) (53G) (20G, 24G) (23G, 46G, 37G) (24G) (31G, 49G) (45N, 31G) (38G, 36G, 49G) () (43G, 31G) (50G, 47G, 46G, 44G) (30G, 46N) (49N, 26G, 34G) (42G) (43G)

PANTHERS USUAL STARTERS

WR 89	Smith (16)	DE 76	Hardy (16)
TE 80	Shockey (13)	DT 97	McClain (12)
LT 69	Gross (15)	NT 94	Fua (11)
LG 70	Wharton (15)	DE 95	Johnson (15)
C 67	Kaili (16)	SLB 50	Anderson (14)
RG 63	Hangartner (16)	MLB 55	Connor (11)
RT 77	Bell (12)	WLB 57	Senn (6)
TE 88	Olsen (13)	CB 20	Gamble (16)
WR 17	Naanee (10)	CB 41	Munnerlyn (14)
QB 1	Newton (16)	SS 30	Godfrey (14)
RB 34	D. Williams (14)	FS 23	Martin (16)

2025 CAROLINA PANTHERS

SEASON-BY-SEASON RESULTS

WON 12, LOST 4

HEAD COACH RON RIVERA			1st NFC SOUTH
09/08	L	7-12	at Seattle 73,294
09/15	L	23-24	at Buffalo 67,819
09/22	W	38-0	NEW YORK GIANTS 73,748
10/06	L	6-22	at Arizona 60,426
10/13	W	35-10	at Minnesota 63,963
10/20	W	30-15	ST. LOUIS 72,686
10/24	W	31-13	at Tampa Bay 59,073
11/03	W	34-10	ATLANTA 73,720
11/10	W	10-9	at San Francisco 69,732
11/18	W	24-20	NEW ENGLAND 74,225
11/24	W	20-16	at Miami 60,156
12/01	W	27-6	TAMPA BAY 72,795
12/08	L	13-31	at New Orleans 73,089
12/15	W	30-20	NEW YORK JETS 73,251
12/22	W	17-13	NEW ORLEANS 73,825
12/29	W	21-20	at Atlanta 70,427

NFC DIVISIONAL PLAYOFF

01/12	L	10-23	SAN FRANCISCO 73,784
-------	---	-------	----------------------

STATISTIC

	CAR.	OPP.
TOTAL FIRST DOWNS	319	278
Rushing	122	70
Passing	169	178
Penalty	28	30
3rd Down: Made/Att	91/208	76/212
3rd Down Pct.	43.8	35.8
4th Down: Made/Att	10/13	3/11
4th Down Pct.	76.9	27.3
POSSESSION AVG.	31:54	28:06
TOTAL NET YARDS	5069	4820
Avg. Per Game	316.8	301.3
Total Plays	999	975
Avg. Per Play	5.1	4.9
NET YARDS RUSHING	2026	1391
Avg. Per Game	126.6	86.9
Total Rushes	483	352
NET YARDS PASSING	3043	3429
Avg. Per Game	190.2	214.3
Sacked/Yards Lost	43/336	60/242
Gross Yards	3379	3853
Att./Completions	473/292	563/375
Completion Pct.	61.7	66.6
Had Intercepted	13	20
PUNTS/AVERAGE	70/47.8	73/45.5
Net Punting Avg.	70/41.6	73/40.6
PENALTIES/YARDS	80/671	84/753
FUMBLES/BALL LOST	12/6	17/10
TOUCHDOWNS	42	21
Rushing	14	4
Passing	24	17
Returns	4	0

SCORING

TD	Ru	Pa	Rt	PAT	FG	2	S	PT
Gano	0	0	0	42/42	24/27	0	0	114
Tolbert	7	5	2	0	0	0	0	42
Newton	6	6	0	0	0	0	0	36
Olsen	6	0	6	0	0	0	0	36
Ginn	5	0	5	0	0	0	0	30
LaFell	5	0	5	0	0	0	0	30
S. Smith	4	0	4	0	0	0	0	24
D. Williams	4	3	1	0	0	0	0	24
Munnerlyn	2	0	0	2	0	0	0	12
Florence	1	0	0	1	0	0	0	6
Hixon	1	0	1	0	0	0	0	6
White	1	0	0	1	0	0	0	6
TEAM	42	14	24	4	42/42	24/27	0	366
OPPONENTS	21	4	17	0	19/19	30/34	1	241

SCORE BY PERIODS

	1	2	3	4	OT	TOT
TEAM	64	115	86	101	0	366
OPPONENTS	31	79	54	77	0	241

RUSHING

D. Williams	201	843	4.2	43t	3
Newton	111	585	5.3	56	6
Tolbert	101	361	3.6	22	5
Stewart	48	180	3.8	16	0
Ginn	4	29	7.3	14	0
LaFell	2	15	7.5	9	0
Barner	6	7	1.2	2	0
A. Smith	4	5	1.3	5	0
Brockel	1	1	1.0	1	0
Anderson	5	0	0.0	2	0
TEAM	483	2026	4.2	56	14
OPPONENTS	352	1391	4.0	46	4

RECEIVING

Olsen	73	816	11.2	31	6
S. Smith	64	745	11.6	44	4
LaFell	49	627	12.8	79t	5
Ginn	36	556	15.4	47t	5
Tolbert	27	184	6.8	18	2
D. Williams	26	333	12.8	72t	1
Hixon	7	55	7.9	14t	1
Stewart	7	44	6.3	16	0
Barner	2	7	3.5	5	0
Brockel	1	12	12.0	12	0
TEAM	292	3379	11.6	79t	24
OPPONENTS	375	3853	10.3	73	17

INTERCEPTIONS

Mitchell	4	63	15.8	38	0
Kuechly	4	33	8.3	30	0
Lester	3	5	1.7	5	0
Munnerlyn	2	86	43.0	45t	2
Florence	2	40	20.0	38t	1
White	2	9	4.5	8t	1
Davis	2	-2	-1.0	0	0
Thomas	1	0	0.0	0	0
TEAM	20	234	11.7	45t	4
OPPONENTS	13	204	15.7	43	0

PUNTING

Nortman	70	3344	47.8	41.6	5	25	72	0
TEAM	70	3344	47.8	41.6	5	25	72	0
OPPONENTS	73	3321	45.5	40.6	2	19	69	1

KICKOFF RET.

Ginn	25	595	23.8	38	0
Barner	2	17	8.5	17	0
Blackburn	1	0	0.0	0	0
TEAM	28	612	21.9	38	0
OPPONENTS	18	407	22.6	34	0

PUNT RET.

Ginn	26	26	316	12.2	41	0
Brockel	1	0	0	0.0	0	0
Florence	1	0	0	0.0	0	0
LaFell	1	0	0	0.0	0	0
Thomas	1	0	0	0.0	0	0
TEAM	30	26	316	10.5	41	0
OPPONENTS	36	13	335	9.3	23	0

PASSING

	Att	Cmp	Yds	Cmp%	Yd/Att	TD	TD%	Int	Int%	Lg	TK/LS	Rate
Newton	473	292	3379	61.7	7.14	24	5.1	13	2.7	79t	43/336	88.8
TEAM	473	292	3379	61.7	7.14	24	5.1	13	2.7	79t	43/336	88.8
OPPONENTS	563	375	3853	66.6	6.84	17	3.0	20	3.6	73	60/424	81.4

DEFENSE

Kuechly	176	115	61	2	-	-	5
Davis	151	111	40	7	1	-	8
Munnerlyn	86	60	26	3	1	1	13
Mitchell	74	53	21	1	2	-	5
Hardy	67	51	16	38	1	-	1
Mikell	62	41	21	2	2	1	4
Lotulelei	47	35	12	11	-	-	-
White	45	39	6	-	1	-	4
Johnson	33	24	9	21	1	1	-
Short	33	21	12	21	1	1	-
Blackburn	28	20	8	1	-	-	-
Thomas	28	22	6	-	-	-	2
Florence	26	22	4	-	-	-	4
Klein	24	16	8	-	-	-	-
Lester	21	15	6	-	-	1	4
D. Edwards	20	13	7	15	-	2	-
Cole	19	13	6	3	-	-	-
Addison	14	8	6	15	1	1	-
Beason	10	10	0	-	-	-	-
Alexander	12	9	3	5	-	1	2
Godfrey	9	8	1	-	-	-	2
Horton	8	7	1	1	-	-	-
Moore	5	3	2	-	-	-	-
Norman	5	5	0	-	-	-	-
Dockery	3	3	0	-	-	-	1
Jones	1	1	0	-	-	-	-
Senn	1	0	1	-	-	-	-
Fua	0	0	0	1	-	-	-

SACKS

Player	TOTAL	Kuechly	2.0
Hardy	15.0	Short	1.5
Johnson	11.0	Alexander	1.0
Davis	4.0	Cole	1.0
Mitchell	3.5	Godfrey	1.0
Munnerlyn	3.5	(GROUP)	1.0
D. Edwards	3.0	TEAM	60.0
Lotulelei	3.0	OPPONENTS	43.0
Mikell	3.0		
Addison	2.5		
Horton	2.0		
Klein	2.0		

FIELD GOALS

	1-19	20-29	30-39	40-49	50+
Gano	0/0	9/9	4/5	5/7	6/6
TEAM	0/0	9/9	4/5	5/7	6/6
OPPONENTS	1/1	10/10	3/4	11/13	5/6

Gano: () (27G, 25G, 39G) (53G) (22G, 51G) () (37G, 31G, 50G) (29G) (55G, 20G) (48N, 53G) (43G) (35B, 52G, 46G) (23G, 22G) (45G, 24G, 49N) (35G, 22G, 40G) (40G) ()
OPP: (27G, 40G) (42N, 55G, 20G, 48G) (38N) (42G, 50G) (22G) (28G, 42G) (47G, 48G) (28G) (53G, 43G, 25G) (42G, 26G) (32G, 47G, 23G, 53N) (27G, 53G, 48N) (19G) (54G, 33G) (40G, 24G) (42G, 37G)

PANTHERS USUAL STARTERS

WR 89	Smith (15)	DE 95	Johnson (14)
LT 69	Gross (16)	DT 91	Cole (13)
LG 70	Wharton (12)	NT 98	Lotulelei (16)
C 67	Kalil (16)	DE 76	Hardy (13)
RG 75	Scott (7)	SLB 58	Davis (16)
RT 77	Bell (14)	MLB 59	Kuechly (16)
TE 88	Olsen (16)	WLB 93	Blackburn (7)
WR 11	LaFell (16)	LCB 23	White (10)
QB 1	Newton (16)	RCB 41	Munnerlyn (16)
FB 35	Tolbert (13)	SS 27	Mikell (12)
RB 34	D. Williams (15)	FS 21	Mitchell (14)

SEASON-BY-SEASON RESULTS

WON 7, LOST 8, TIED 1

1st NFC SOUTH

HEAD COACH RON RIVERA		
09/07	W 20-14	at Tampa Bay
09/14	W 24-7	DETROIT
09/21	L 19-37	PITTSBURGH
09/28	L 10-38	at Baltimore
10/05	W 31-24	CHICAGO
10/12	T 37-37 OT	at Cincinnati
10/19	L 17-38	at Green Bay
10/26	L 9-13	SEATTLE
10/30	L 10-28	NEW ORLEANS
11/10	L 21-45	at Philadelphia
11/16	L 17-19	ATLANTA
11/30	L 13-31	at Minnesota
12/07	W 41-10	at New Orleans
12/14	W 19-17	TAMPA BAY
12/21	W 17-13	CLEVELAND
12/28	W 34-3	at Atlanta

NFC WILD CARD PLAYOFF

01/03	W 27-16	ARIZONA
-------	---------	---------

NFC DIVISIONAL PLAYOFF

01/10	L 17-31	at Seattle
-------	---------	------------

STATISTIC

CAR.

OPP.

TOTAL FIRST DOWNS	347	309
Rushing	117	91
Passing	199	193
Penalty	31	25
3rd Down: Made/Att	93/222	89/210
3rd Down Pct.	41.9	42.4
4th Down: Made/Att	6/10	5/11
4th Down Pct.	60.0	45.5
POSSESSION AVG.	31:47	28:13
TOTAL NET YARDS	5547	5437
Avg. Per Game	346.7	339.8
Total Plays	1060	999
Avg. Per Play	5.2	5.4
NET YARDS RUSHING	2036	1792
Avg. Per Game	127.3	112.0
Total Rushes	473	397
NET YARDS PASSING	3511	3645
Avg. Per Game	219.4	227.8
Sacked/Yards Lost	42/317	40/268
Gross Yards	3828	3913
Att./Completions	545/327	562/364
Completion Pct.	60.0	64.8
Had Intercepted	12	14
PUNTS/AVERAGE	74/43.7	72/45.8
Net Punting Avg.	74/36.5	72/40.8
PENALTIES/YARDS	83/756	97/760
FUMBLES/BALL LOST	25/11	28/12
TOUCHDOWNS	36	44
Rushing	10	14
Passing	23	25
Returns	3	5

SCORING

TD	Ru	Pa	Rt	PAT	FG	2	S	PT
Gano	0	0	0	0	34/34	29/35	0	0 121
Benjamin	9	0	0	0			0	54
Olsen	6	0	6	0			0	36
Newton	5	5	0	0			0	30
Stewart	4	3	1	0			0	24
Brown	3	0	2	1			0	18
Whittaker	2	1	1	0			0	12
Cotchery	1	0	1	0			1	8
Avant	1	0	1	0			0	6
Bersin	1	0	1	0			0	6
Boston	1	0	1	0			0	6
Dickson	1	0	1	0			0	6
Harper	1	0	1	0			0	6
Ogbonnaya	1	1	0	0			0	6
TEAM	36	10	23	3	34/34	29/35	1	0 339
OPPONENTS	44	14	25	5	44/44	22/28	0	0 374

SCORE BY PERIODS

	1	2	3	4	OT	TOT
TEAM	66	76	79	115	3	339
OPPONENTS	76	121	71	103	3	374

RUSHING

Stewart	175	809	4.6	69t	3
Newton	103	539	5.2	22	5
D. Williams	62	219	3.5	17	0
Whittaker	32	145	4.5	17	1
Brown	8	95	11.9	28	0
Reaves	31	78	2.5	9	0
Tolbert	37	78	2.1	15	0
Ogbonnaya	14	50	3.6	9	1
Anderson	8	24	3.0	8	0
Avant	1	1	1.0	1	0
Poole	1	0	0.0	0	0
Presley	1	-2	-2.0	-2	0
TEAM	473	2036	4.3	69T	10
OPPONENTS	397	1792	4.5	89T	14

RECEIVING

Olsen	84	1008	12.0	38	6
Benjamin	73	1008	13.8	51	9
Cotchery	48	580	12.1	47	1
Stewart	25	181	7.2	22	1
Brown	21	296	14.1	47t	2
Avant	21	201	9.6	22	1
Bersin	13	151	11.6	29	2
Tolbert	12	93	7.8	18	0
Dickson	10	115	11.5	34	1
Whittaker	5	60	12.0	26t	1
D. Williams	5	44	8.8	30	0
Reaves	5	31	6.2	16	0
B. Williams	4	44	11.0	16	0
Webb	1	16	16.0	16	0
TEAM	327	3828	11.7	51	23
OPPONENTS	364	3913	10.8	81T	25

INTERCEPTIONS

Harper	4	43	10.8	31t	1
Cason	2	81	40.5	80	0
Norman	2	60	30.0	33	0
Boston	1	84	84.0	84t	1
DeCoud	1	35	35.0	35	0
Edwards	1	24	24.0	24	0
White	1	23	23.0	23	0
Benwikere	1	0	0.0	0	0
Kuechly	1	0	0.0	0	0
TEAM	14	350	25.0	84T	2
OPPONENTS	12	158	13.2	34T	1

FIELD GOALS

Gano	0/0	7/7	12/13	9/12	1/3
TEAM	0/0	7/7	12/13	9/12	1/3
OPPONENTS	0/0	4/4	8/10	9/12	1/2
Gano: (28G, 48N, 33G) (29G, 53G, 38G) (40G, 40G) (37G) (44G) (39G, 38N, 44G, 36G) (33G) (31G, 26G, 46G) (31G) () (23G, 46N, 63B) (30G, 35G) (37G, 41G) (29G, 49G, 50N, 38G, 45G) (49N, 23G) (21G, 48G) OPP: () (49N, 49N) (42G, 24G, 45G) (57N, 30G) (35N, 45G) (44G, 38G, 42G, 36N) (34G) (58G, 29G) () (39G) (34G, 42G, 26G, 44G) (39G) (37G, 42N) (48G) (43G, 31G) (21G)					

PASSING

Newton	448	262	3127	58.5	6.98	18	4.0
Anderson	97	65	701	67.0	7.23	5	5.2
TEAM	545	327	3828	60.0	7.02	23	4.2
OPPONENTS	562	364	3913	64.8	6.96	25	4.4

DEFENSE

Kuechly	166	124	42	2	1	1	12
Davis	129	92	37	9	2	-	5
Harper	57	42	15	-	-	-	8
Cason	55	48	7	-	4	1	4
DeCoud	46	28	18	-	-	-	2
Klein	44	37	7	-	-	-	-
Johnson	43	33	10	44	3	1	2
Edwards	39	27	12	15	-	-	1
Benwikere	38	28	10	2	1	2	7
Norman	38	32	6	-	1	1	11
Short	38	28	10	12	1	2	2
White	35	27	8	-	-	-	4
Cole	26	13	13	3	-	1	-
Lotulelei	27	23	4	7	-	-	1
Horton	26	17	9	8	1	-	1
Boston	24	19	5	-	-	-	2
Addison	21	13	8	18	1	2	-
Jones	20	19	1	-	1	-	4
Godfrey	18	14	4	-	-	-	-
Ealy	12	9	3	9	1	-	-
Blackburn	11	8	3	1	-	-	-
Dockery	10	9	1	-	-	-	-
Glanton	10	6	4	-	1	-	-
Hardy	3	3	0	1	1	-	-
Alexander	1	1	0	2	-	-	-
Byndom	1	1	0	-	-	-	-
Jacobs	1	1	0	-	-	-	-
Lester	1	1	0	-	-	-	-
J. Williams	1	1	0	-	-	-	-

PUNTING

No	Yds	Avg	Net	TBI20	Lg	B
Nortman	72	3236	44.9	36.5	5	26 72 2
TEAM	74	3236	43.7	36.5	5	26 72 2
OPPONENTS	72	3297	45.8	40.8	6	24 64 0

KICKOFF RET.

No	Yds	Avg	Long	TD
Brown	12	273	22.8	35 0
Whittaker	11	262	23.8	46 0
Bersin	7	167	23.9	49 0
B. Williams	3	36	12.0	19 0
Webb	2	53	26.5	27 0
Folkerts	1	12	12.0	12 0
Tolbert	1	2	2.0	2 0
TEAM	37	805	21.8	49 0
OPPONENTS	18	584	32.4	97 0

PUNT RET.

Ret	FC	Yds	Avg	Long	TD
Brown	16	6	153	9.6	79t 1
Bersin	14	20	86	6.1	18 0
TEAM	30	26	239	8.0	79T 1
OPPONENTS	28	20	435	15.5	65T 1

PANTHERS USUAL STARTERS

WR 82	Cotchery (13)	DE 95	Johnson (16)
LT 77	Bell (15)	DT 99	Short (9)
LG 68	Norwell (8)	NT 98	Lotulelei (13)
C 67	Kalii (16)	DE 96	Horton (15)
RG 70	Turner (9)	SLB 56	Klein (8)
RT 78	Chandler (11)	MLB 59	Kuechly (16)
TE 88	Olsen (16)	WLB 58	Davis (15)
WR 13	Benjamin (15)	LCB 20	Cason (11)
QB 1	Newton (14)	RCB 24	Norman (10)
TE 84	Dickson (10)	SS 41	Harper (16)
RB 28	Stewart (8)	FS 21	DeCoud (11)

Att	TD	TD%	Int	Int%	Lg	TK/LS	Rate
88	18	4.0	12	2.7	51	38/300	82.1
23	5	5.2	0	0.0	35t	4/17	105.2
02	23	4.2	12	2.2	51	42/317	86.2
06	25	4.4	14	2.5	81T	40/268	89.5

SEASON-BY-SEASON RESULTS

WON 15, LOST 1

1st NFC SOUTH

RUSHING

No Yds Avg Long TD

DEFENSE

TOT S A QP FF FR PD

HEAD COACH RON RIVERA

09/13	W	20-9	at Jacksonville	60,733
09/20	W	24-17	HOUSTON	73,254
09/27	W	27-22	NEW ORLEANS	73,402
10/04	W	27-22	at Tampa Bay	57,468
10/18	W	27-23	at Seattle	69,020
10/25	W	27-16	PHILADELPHIA	74,194
11/02	W	29-26 OT	INDIANAPOLIS	74,136
11/08	W	37-29	GREEN BAY	74,461
11/15	W	27-10	at Tennessee	63,591
11/22	W	44-16	WASHINGTON	74,418
11/26	W	33-14	at Dallas	90,909
12/06	W	41-38	at New Orleans	73,097
12/13	W	38-0	ATLANTA	74,420
12/20	W	38-35	at New York Giants	79,436
12/27	L	13-20	at Atlanta	70,981
01/03	W	38-10	TAMPA BAY	74,169

NFC DIVISIONAL PLAYOFF

01/17	W	31-24	SEATTLE	74,287
NFC CHAMPIONSHIP				
01/24	W	49-15	ARIZONA	74,294
SUPER BOWL 50				
02/07	L	10-24	vs Denver	71,088

RECEIVING

No Yds Avg Long TD

Player.....TOTAL

STATISTIC

CAR.

OPP.

TOTAL FIRST DOWNS	357	298
Rushing	136	74
Passing	197	198
Penalty	24	26
3rd Down: Made/Att	86/203	86/227
3rd Down Pct.	42.4	37.9
4th Down: Made/Att	6/10	15/26
4th Down Pct.	60.0	57.7

POSSESSION AVG.

TOTAL NET YARDS	5871	5167
Avg. Per Game	366.9	322.9
Total Plays	1060	1058
Avg. Per Play	5.5	4.9

NET YARDS RUSHING

Avg. Per Game	142.6	88.4
Total Rushes	526	364

NET YARDS PASSING

Avg. Per Game	224.3	234.5
Sacked/Yards Lost	33/284	44/302
Gross Yards	3873	4054
Att./Completions	501/300	650/390
Completion Pct.	59.9	60.0
Had Intercepted	10	24

PUNTS/AVERAGE

Net Punting Avg.	70/45.4	78/46.3
	70/39.8	78/41.1

PENALTIES/YARDS

FUMBLES/BALL LOST	12/9	28/15
-------------------	------	-------

TOUCHDOWNS

Rushing	19	11
Passing	35	21
Returns	5	3

SCORING

Gano	0	0	0	0	56/59	30/36	0	0	146
Ginn	10	0	10	0	0	0	60	0	60
Newton	10	10	0	0	0	0	60	0	60
Olsen	7	0	7	0	0	0	42	0	42
Stewart	7	6	1	0	0	0	42	0	42
Funchess	5	0	5	0	0	0	30	0	30
Brown	4	0	4	0	0	0	24	0	24
Tolbert	4	1	3	0	0	0	24	0	24
Cotchery	3	0	3	0	0	0	18	0	18
Dickson	3	0	2	1	0	0	18	0	18
Norman	2	0	2	0	0	0	12	0	12
Artis-Payne	1	1	0	0	0	0	6	0	6
Coleman	1	0	0	1	0	0	6	0	6
Kuechly	1	0	0	1	0	0	6	0	6
Whittaker	1	1	0	0	0	0	6	0	6
TEAM	59	19	35	5	56/59	30/36	0	0	500
OPPONENTS	35	11	21	3	28/30	20/26	3	1	308

SCORE BY PERIODS

	1	2	3	4	OT	TOT
TEAM	99	167	130	98	6	500
OPPONENTS	70	51	79	105	3	308

RECEIVING

No Yds Avg Long TD

Player.....TOTAL

Olsen	77	1104	14.3	52	7
Ginn	44	739	16.8	74	10
Cotchery	39	485	12.4	59	3
Funchess	31	473	15.3	52	5
Brown	31	447	14.4	39	4
Tolbert	18	154	8.6	40	3
Dickson	17	121	7.1	17	2
Stewart	16	99	6.2	15	1
Whittaker	12	64	5.3	15	0
Bersin	9	119	13.2	30	0
Artis-Payne	5	58	11.6	20	0
Simonson	1	10	10.0	10	0
TEAM	300	3873	12.9	74	35
OPPONENTS	390	4054	10.4	70	21

INTERCEPTIONS

No Yds Avg Long TD

Player.....TOTAL

Coleman	7	89	12.7	36	1
Norman	4	110	27.5	46	2
Kuechly	4	48	12.0	32	1
Davis	4	22	5.5	22	0
Tillman	2	0	0.0	0	0
McClain	1	24	24.0	24	0
Klein	1	8	8.0	8	0
Jones	1	0	0.0	0	0
TEAM	24	301	12.5	46	4
OPPONENTS	10	91	9.1	22	0

PUNTING

No Yds Avg Net TB I20 Lg B

Player.....TOTAL

Norman	70	3175	45.4	39.8	5	20	65	0
TEAM	70	3175	45.4	39.8	5	20	65	0
OPPONENTS	78	3611	46.3	41.1	6	28	68	0

KICKOFF RET.

No Yds Avg Long TD

Player.....TOTAL

Whittaker	9	209	23.2	33	0
Webb	8	178	22.3	27	0
Dickson	2	1	0.5	1	0
Davis	1	3	3.0	3	0
Ginn	1	8	8.0	8	0
Tolbert	1	8	8.0	8	0
TEAM	22	407	18.5	33	0
OPPONENTS	34	905	26.6	99	1

PUNT RET.

Ret FC Yds Avg Long TD

Player.....TOTAL

Ginn	27	22	277	10.3	37	0
McClain	2	2	5	2.5	3	0
Marlowe	1	0	0	0.0	0	0
Bersin	0	1	0	-	-	0
TEAM	30	25	282	9.4	37	0
OPPONENTS	37	19	288	7.8	74	1

PASSING

Att Cmp Yds Cmp% Yd/Att TD TD% Int Int%

Player.....TOTAL

Newton	495	296	387	59.8	7.75	35	7.0	10	2.0	74	33/284	99.4
Anderson	6	4	36	66.7	6.00	0	0.0	0	0.0	24	0/0	82.6
TEAM	501	300	3873	59.9	7.73	35	7.0	10	2.0	74	33/284	99.2
OPPONENTS	650	390	4054	60.0	6.24	21	3.2	24	3.7	70	44/302	73.5

SACKS

Player.....TOTAL	Edwards.....1.0
Short.....11.0	Thompson.....1.0
Addison.....6.0	Horton.....1.0
Davis.....5.5	Johnson.....1.0
Ealy.....5.0	Klein.....1.0
Love.....3.0	Kuechly.....1.0
Delaire.....2.5	Lotulelei.....1.0
Allen.....2.0	TEAM.....44.0
Benwikere.....1.0	OPPONENTS.....33.0
Coleman.....1.0	

FIELD GOALS

Gano	1/1	10/10	4/5	13/16	2/4
TEAM	1/1	10/10	4/5	13/16	2/4
OPPONENTS	0/0	5/6	5/6	6/9	4/5

Gano: (43G, 53N, 47G, 43B) (28G, 53B) (20G, 47G) (24G, 27G, 27G) (1) (35G, 29G) (39G, 42G, 52G) (20G, 49G, 43N, 22G) (48G, 19G) (42G, 48G, 25G) (49G, 43G, 25G, 50G, 43B) (1) (38G) (34B, 43G) (33G, 47G) (49G) (22G, 44N) (43G) (31G) (42G, 29N, 43N) (30G, 50G, 43G) (52G, 29G, 24G, 50N) (47G, 34G, 24G, 50G) (1) (45G) (1) (21G, 48G) (38N) (1) (1) (43N, 37G, 54G) (39G)

PANTHERS USUAL STARTERS

WR 19	Ginn, Jr. (13)	DE 95	Johnson (9)
LT 73	Oher (16)	LDI 98	Lotulelei (14)
LG 68	Norwell (13)	RDT 99	Short (16)
C 67	Kali (15)	DE 69	Allen (12)
RG 70	Turner (16)	SLB 54	Thompson (10)
RT 74	Remmers (16)	MLB 59	Kuechly (13)
TE 88	Olsen (16)	WLB 58	Davis (16)
WR 10	Brown (11)	LCB 31	Tillman (12)
QB 1	Newton (16)	RCB 24	Norman (16)
TE 84	Dickson (11)	SS 41	Harper (16)
RB 28	Stewart (13)	FS 20	Coleman (15)

SEASON-BY-SEASON RESULTS

WON 6, LOST 10

4th NFC SOUTH

HEAD COACH RON RIVERA					
09/08	L	20-21	at Denver	76,843	
09/18	W	46-27	SAN FRANCISCO	74,143	
09/25	L	10-22	MINNESOTA	73,813	
10/02	L	33-48	at Atlanta	70,508	
10/10	L	14-17	TAMPA BAY	73,425	
10/16	L	38-41	at New Orleans	73,138	
10/30	W	30-20	ARIZONA	74,088	
11/06	W	13-10	at Los Angeles	86,109	
11/13	L	17-20	KANSAS CITY	74,181	
11/17	W	23-20	NEW ORLEANS	73,288	
11/27	L	32-35	at Oakland	54,909	
12/04	L	7-40	at Seattle	69,104	
12/11	W	28-16	SAN DIEGO	73,856	
12/19	W	26-15	at Washington	76,689	
12/24	L	16-33	ATLANTA	73,549	
01/01	L	16-17	at Tampa Bay	62,037	

STATISTIC

TOTAL FIRST DOWNS

Rushing	99	90
Passing	194	223
Penalty	25	16
3rd Down: Made/Att	83/223	80/211
3rd Down Pct.	37.2	37.9
4th Down: Made/Att	11/17	9/13
4th Down Pct.	64.7	69.2

POSSESSION AVG.

TOTAL NET YARDS

Avg. Per Game	343.7	359.8
Total Plays	1052	1035
Avg. Per Play	5.2	5.6

NET YARDS RUSHING

Avg. Per Game	113.4	91.6
Total Rushes	453	376

NET YARDS PASSING

Avg. Per Game	230.3	268.2
Sacked/Yards Lost	36/277	47/270
Gross Yards	3962	4561
Att./Completions	563/306	612/409
Completion Pct.	54.4	66.8
Had Intercepted	19	17

PUNTS/AVERAGE

PUNT NETTING AVG.

PENALTIES/YARDS

FUMBLES/BALL LOST

TOUCHDOWNS

Rushing	16	11
Passing	21	27
Returns	3	5

SCORING

	TD	Ru	Pa	Rt	PAT	FG	2PT	S	PTS
Gano	0	0	0	0	31/34	30/38	0	0	121
Stewart	9	0	0	0	0	0	0	0	54
Benjamin	7	0	7	0	0	0	0	0	42
Newton	5	5	0	0	0	1	0	0	32
Funchess	4	0	4	0	0	1	0	0	26
Ginn	4	0	4	0	0	0	0	0	24
Olsen	3	0	3	0	0	1	0	0	20
Artis-Payne	2	2	0	0	0	0	0	0	12
Brown	1	0	1	0	0	0	0	0	6
Coleman	1	0	0	1	0	0	0	0	6
Davis	1	0	0	1	0	0	0	0	6
Dickson	1	0	1	0	0	0	0	0	6
Thompson	1	0	0	1	0	0	0	0	6
Tolbert	1	0	1	0	0	0	0	0	6
Addison	0	0	0	0	0	0	1	2	2
TEAM	40	16	21	3	31/34	30/38	3	1	369
OPPONENTS	43	11	27	5	35/37	33/42	4	1	402

SCORE BY PERIODS

	1	2	3	4	OT	TOT
TEAM	85	107	88	89	0	369
OPPONENTS	75	96	70	161	0	402

RUSHING

	No	Yds	Avg	Long	TD
Stewart	218	824	3.8	47	9
Newton	90	359	4	28	5
Whittaker	57	265	4.6	25	0
Artis-Payne	36	144	4	14	2
Tolbert	35	114	3.3	14	0
Ginn	14	98	7	20	0
Brown	2	6	3	9	0
Anderson	1	4	4	4	0
TEAM	453	1814	4	47	16
OPPONENTS	376	1465	3.9	75T	11

RECEIVING

	No	Yds	Avg	Long	TD
Olsen	80	1073	13.4	78T	3
Benjamin	63	941	14.9	50	7
Ginn	54	752	13.9	88T	4
Brown	27	276	10.2	27	1
Whittaker	25	226	9	25	0
Funchess	23	371	16.1	48	4
Dickson	10	134	13.4	28	1
Tolbert	10	72	7.2	17	1
Stewart	8	60	7.5	25	0
Bersin	2	17	8.5	10	0
Byrd	1	16	16	16	0
Artis-Payne	1	11	11	11	0
Manhertz	1	10	10	10	0
Webb	1	3	3	3	0
TEAM	306	3962	12.9	88T	21
OPPONENTS	409	4561	11.2	87T	27

INTERCEPTIONS

	No	Yds	Avg	Long	TD
Coleman	4	57	14.3	37	1
Davis	3	35	11.7	31	0
Boston	2	29	14.5	22	0
Bradberry	2	21	10.5	16	0
Worley	1	22	22	22	0
T. Williams	1	19	19	19	0
Thompson	1	12	12	12	0
Ealy	1	7	7	7	0
Benwikere	1	1	1	1	0
Kuechly	1	1	1	1	0
TEAM	17	204	12	37	1
OPPONENTS	19	218	11.5	42T	4

PUNTING

	No	Yds	Avg	Net	TB	I20	Lg	B
Lee	36	1769	49.1	40.4	4	18	76	0
Palardy	36	1531	42.5	37.9	2	13	56	0
Gano	4	180	45	29.8	2	0	54	0
TEAM	76	3480	45.8	38.6	8	31	76	0
OPPONENTS	71	3323	46.8	43.1	3	25	75	0

KICKOFF RET.

	No	Yds	Avg	Long	TD
Ginn	18	391	21.7	59	0
Whittaker	12	275	22.9	47	0
Webb	6	131	21.8	37	0
Byrd	1	31	31	31	0
TEAM	37	828	22.4	59	0
OPPONENTS	23	417	18.1	46	0

PUNT RET.

	Ret	FC	Yds	Avg	Long	TD
Ginn	28	24	202	7	19	0
TEAM	29	24	202	7	19	0
OPPONENTS	40	13	383	9.6	59	1

PASSING

	Att	Cmp	Yds	Cmp%	Yd/Att	TD	TD%	Int	Int%	Lg	TK/LS	Rate
Newton	510	270	3509	52.9	6.88	19	3.7	14	2.7	88T	36/277	75.8
Anderson	53	36	453	67.9	8.55	2	3.8	5	9.4	48	0/0	67.6
TEAM	563	306	3962	54.4	7.04	21	3.7	19	3.4	88T	36/277	75.1
OPPONENTS	612	409	4561	66.8	7.45	27	4.4	17	2.8	87T	47/270	92

DEFENSE

	TOT	S	A	QP	FF	FR	PD	TD
Thomas Davis	132	92	40	9	1	2	2	1
Luke Kuechly	112	88	24	6	1	-	-	6
Kurt Coleman	90	73	17	3	1	-	-	4
Daryl Worley	81	68	13	-	-	-	-	10
Shaq Thompson	70	56	14	4	-	2	3	1
James Bradberry	60	55	5	-	-	-	-	11
Kawann Short	54	41	13	23	1	-	-	4
Tre Boston	50	40	10	-	-	-	-	6
Leonard Johnson	39	26	13	2	-	-	-	1
Michael Griffin	34	26	8	-	-	-	-	-
Robert McClain	33	23	10	-	-	-	-	1
A.J. Klein	31	26	5	1	2	-	-	-
Kony Ealy	30	22	8	9	2	-	-	2
Star Lotulelei	28	16	12	1	1	-	-	1
Mario Addison	26	21	5	23	2	1	1	-
Charles Johnson	24	19	5	25	3	-	-	2
Kyle Love	19	11	8	2	1	1	-	-
Wes Horton	13	8	5	8	2	2	-	-
Vernon Butler	11	8	3	4	-	1	2	-
Bené Benwikere	10	9	1	-	-	-	-	3
David Mayo	9	7	2	-	-	-	-	-
Zack Sanchez	7	6	1	-	-	-	-	-
Teddy Williams	7	6	1	-	-	-	-	1
Lavar Edwards	6	4	2	3	-	-	-	-
Ryan Delaire	5	3	2	5	-	-	-	1
Paul Soliai	5	4	1	3	-	1	-	-
Colin Jones	2	1	1	-	-	-	-	-
Larry Webster	1	1	0	-	-	-	-	-

SACKS

	Butler	Love	Coleman	DeLaire	Edwards	L. Johnson	Klein	Worley	McClain	TEAM	OPPONENTS
Player.....TOTAL	1.5	1.5	1	1	1	1	1	1	0.5	47.0	36.0
Addison.....	9.5										
Short.....	6										
Ealy.....	5										
C. Johnson.....	4										
Lotulelei.....	4										
Davis.....	2.5										
Horton.....	2.5										
Boston.....	2										
Kuechly.....	2										

FIELD GOALS

	1-19	20-29	30-39	40-49	50+
Gano	0/0	4/4	9/11	14/17	3/6
TEAM	0/0	4/4	9/11	14/17	3/6
OPPONENTS	0/0	11/11	15/18	3/6	4/7
Gano: (44G,36G,50N) (39G,31G,49G,41G) (48G,54N) (54G) (43N) (42G) (43G,52G,21G) (48N,38G,37G) (42G) (32G,49G,42G) 0 (1) (41G,44G,45G,23G) (35G,23G,23G,38N,41G) (31G,40G,31G) (45N,58N,54G,36N) OPP: 0 (29G,39G) (28G,31G) (28G,53G) (35G,33N,35G,46N,38G) (53N,33G,52G) 0 (55N,55N,25G) (47G,36G,33G,37G) (47G,36G,38B,30G) (23G,23G) (23G,37G,31G,28G) (32G) (43G,26G,34G) (51G,48G,30B,29G,50G) (33G,46N,48B)					

PANTHERS USUAL STARTERS

WR 13	Benjamin (13)	DE 95	Johnson (13)
LT 74	Remmers (13)	LDT 98	Lotulelei (16)
LG 68	Norwell (16)	RDT 99	Short (14)
C 67	Kali (8)	DE 96	Horton (9)
RG 70	Turner (13)	SLB 54	Thompson (12)
RT 60	Williams (10)	MLB 59	Kuechly (10)
TE 88	Olsen (16)	WLB 58	Davis (16)
WR 19	Ginn Jr. (8)	LCB 24	Bradberry (13)
QB 1	Newton (14)	RCB 26	Worley (11)
WR 10	Brown (7)	SS 20	Coleman (10)
RB 28	Stewart (13)	FS 33	Boston (10)

SEASON-BY-SEASON RESULTS

WON 11, LOST 5

2nd NFC SOUTH

HEAD COACH RON RIVERA					
9/10	W	23-3	at San Francisco	70,178	
9/17	W	9-3	BUFFALO	74,122	
9/24	L	13-34	NEW ORLEANS	73,775	
10/1	W	33-30	at New England	65,878	
10/8	W	27-24	at Detroit	64,288	
10/12	L	23-28	PHILADELPHIA	74,373	
10/22	L	3-17	at Chicago	61,256	
10/29	W	17-3	at Tampa Bay	58,545	
11/5	W	20-17	ATLANTA	74,244	
11/13	W	45-21	MIAMI	72,790	
11/26	W	35-27	at New York Jets	77,562	
12/3	L	21-31	at New Orleans	73,171	
12/10	W	31-24	MINNESOTA	73,728	
12/17	W	31-24	GREEN BAY	74,447	
12/24	W	22-19	TAMPA BAY	71,463	
12/31	L	10-22	at Atlanta	74,141	

NFC WILD CARD PLAYOFF

1/7	L	26-31	at New Orleans	73,186	
-----	---	-------	----------------	--------	--

STATISTIC

CAR.

OPP.

TOTAL FIRST DOWNS	320	282
Rushing	121	69
Passing	167	187
Penalty	32	26
3rd Down: Made/Att	93/222	78/206
3rd Down Pct.	41.9	37.9
4th Down: Made/Att	5/11	7/20
4th Down Pct.	45.5	35.0
POSSESSION AVG.	32:17	27:43
TOTAL NET YARDS	5179	5074
Avg. Per Game	323.7	317.1
Total Plays	1026	953
Avg. Per Play	5.0	5.3
NET YARDS RUSHING	2102	1409
Avg. Per Game	131.4	88.1
Total Rushes	490	353
NET YARDS PASSING	3077	3665
Avg. Per Game	192.3	229.1
Sacked/Yards Lost	35/242	50/304
Gross Yards	3319	3969
Att./Completions	501/293	

550/351

Completion Pct.	58.5	63.8
Had Intercepted	16	10
PUNTS/AVERAGE	71/46.0	69/46.2
NET PUNTING AVG.	71/42.4	69/41.6
PENALTIES/YARDS	83/682	101/867
FUMBLES/BALL LOST	19/6	19/11
TOUCHDOWNS	40	34
Rushing	15	7
Passing	22	25
Returns	3	2

SCORING

TD	Ru	Pa	Rt	PAT	FG	2	S	PT
Gano	0	0	0	34/37	29/30			0121
Funchess	8	0	0	4	-			0 48
McCaffrey	7	2	5	0	-			0 42
Stewart	7	6	1	0	-			0 42
Newton	6	6	0	0	-			1 0 38
D. Byrd	3	0	2	1	-			0 18
Benjamin	2	0	2	0	-			0 12
Artis-Payne	1	1	0	0	-			0 6
Clay	1	0	0	1	-			0 6
Dickson	1	0	1	0	-			0 6
Kuechly	1	0	0	1	-			0 6
Olsen	1	0	1	0	-			0 6
Shepard	1	0	1	0	-			0 6
Whittaker	1	0	1	0	-			0 6
CAROLINA	40	15	22	3	34/37	29/30	1	0363
OPPONENTS	34	7	25	2	32/32	29/34	2	0327

SCORE BY PERIODS

	1	2	3	4	OT	TOT
TEAM	59	123	99	82	0	363
OPPONENTS	67	94	61	105	0	327

RUSHING

Newton	139	754	5.4	69	6
Stewart	198	680	3.4	60t	6
McCaffrey	117	435	3.7	40	2
Artis-Payne	18	95	5.3	43	1
Samuel	4	64	16.0	31	0
Clay	2	27	13.5	29	0
Shepard	2	19	9.5	11	0
Whittaker	7	18	2.6	8	0
D. Byrd	1	12	12.0	12	0
Anderson	2	-2	-1.0	-1	0
TEAM	490	2102	4.3	69	15
OPPONENTS	353	1409	4.0	72	7

RECEIVING

McCaffrey	80	651	8.1	37	5
Funchess	63	840	13.3	44	8
Benjamin	32	475	14.8	43	2
Dickson	30	437	14.6	64	1
Shepard	17	202	11.9	40t	1
Olsen	17	191	11.2	30t	1
Samuel	15	115	7.7	23	0
D. Byrd	10	105	10.5	31	2
Bersin	8	128	16.0	27	0
Stewart	8	52	6.5	21	1
Clay	5	57	11.4	15	0
Whittaker	5	47	9.4	28t	1
Manherzt	2	17	8.5	11	0
Artis-Payne	1	2	2.0	2	0
TEAM	293	3319	11.3	64	22
OPPONENTS	351	3969	11.3	70	25

INTERCEPTIONS

Kuechly	3	23	7.7	23	0
Adams	2	42	21.0	40	0
Bradberry	2	3	1.5	3	0
Worley	2	0	0.0	0	0
C. Jones	1	10	10.0	10	0
TEAM	10	78	7.8	40	0
OPPONENTS	16	249	15.6	76t	1

PUNTING

Palardy	71	3269	46.0	42.4	4	25	63	0
TEAM	71	3269	46.0	42.4	4	25	63	0
OPPONENTS	69	3187	46.2	41.6	0	24	66	0

KICKOFF RETURN

Samuel	10	221	22.1	33	0
D. Byrd	7	229	32.7	103t	1
Whittaker	6	110	18.3	31	0
Clay	3	52	17.3	19	0
McCaffrey	3	58	19.3	21	0
Shepard	3	65	21.7	33	0
B. Cox	1	13	13.0	13	0
Mayo	1	12	12.0	12	0
TEAM	34	760	22.4	103t	1
OPPONENTS	12	254	21.2	32	0

PUNT RETURN

McCaffrey	22	162	7.4	25	0
Clay	17	147	8.6	60t	1
D. Byrd	1	9	9.0	9	0
TEAM	40	318	8.0	60t	1
OPPONENTS	30	176	5.9	29	0

PASSING

Newton	492	291	3302	59.1
Anderson	8	2	17	25.0
Palardy	1	0	0	0.0
TEAM	501	293	3319	58.5
OPPONENTS	550	351	3969	63.8

DEFENSE

Luke Kuechly	134	108	26	6	1	3	4	1
Thomas Davis	88	66	23	8	-	1	-	-
Kurt Coleman	77	69	8	-	-	1	3	-
Mike Adams	75	68	7	-	1	2	10	-
Shaq Thompson	75	56	19	6	-	-	1	-
James Bradberry	74	66	8	-	2	-	12	-
Daryl Worley	72	63	9	-	-	-	7	-
Kawann Short	53	40	13	29	2	1	1	-
Mario Addison	50	35	15	44	2	-	-	-
Julius Peppers	33	27	6	20	2	2	-	-
Captain Munnerlyn	30	24	6	6	-	-	5	-
Star Lotulelei	26	15	11	11	-	1	-	-
Colin Jones	21	14	7	-	-	-	2	-
Kevon Seymour	18	18	0	-	-	-	5	-
Wes Horton	17	13	4	10	3	-	-	-
Charles Johnson	17	9	8	13	-	-	1	-
Kyle Love	16	10	6	10	-	-	-	-
David Mayo	16	10	6	-	-	-	1	-
Vernon Butler	14	10	4	11	-	-	1	-
Jairus Byrd	13	12	1	-	-	-	-	-
Bryan Cox, Jr.	5	4	1	6	-	1	-	-
Demetrius Cox	3	3	0	-	-	-	-	-

SACKS

Player	Total
Addison	11.0
Peppers	11.0
Short	7.5
Horton	5.5
Love	3.5
Davis	2.5
Munnerlyn	2.0
Thompson	2.0
Kuechly	1.5
Lotulelei	1.5
Bradberry	1.0
Worley	1.0
TEAM	50
OPPONENTS	35

BLOCKED PUNTS

Player	Total
Thompson	2.0
Kuechly	1.5
Lotulelei	1.5
Bradberry	1.0
Worley	1.0
TEAM	50
OPPONENTS	35

FIELD GOALS

	1-19	20-29	30-39	40-49	50+	Total
Gano	0/0	8/8	11/11	10/10	0/1	29/30
TEAM	0/0	8/8	11/11	10/10	0/1	29/30
OPPONENTS	2/2	5/5	10/11	7/7	5/9	29/34

GANO: (39G,36G,20G)(34G,28G,20G)(32G,48G)
(32G,48G)(21G,44G,55N)(39G,20G,46G)(36G)
(28G)(31G,45G)(40G)(40G,33G,45G)(14G)(33G)
(25G,28G,30G)(42G)
OPP: (44G)(45G)(33G,50G,56N)(41G,35G,58G)
(30G)(50G,48G)(52B,19G)(41G)(53G)(1)
(31G,19G)(38N,31G)(30G,22G,54N,27G)(28G)
(31G,41G,21G,26G,51N)(30G,42G,30G,56G,33G)

PANTHERS USUAL STARTERS

WR 13	Benjamin (8)	DE 95	Johnson (11)
LT 75	M. Kalil (16)	DT 98	Lotulelei (16)
LG 68	Norwell (16)	DT 99	Short (16)
C 67	R. Kalil (6)	DE 97	Addison (16)
RG 70	Turner (13)	SLB 54	Thompson (14)
RT 60	Williams (16)	MLB 59	Kuechly (15)
TE 88	Olsen (7)	WLB 58	Davis (15)
WR 17	Funchess (16)	LCB 24	Bradberry (16)
QB 1	Newton (16)	RCB 26	Worley (14)
RB 22	McCaffrey (10)	SS 29	Adams (16)
RB 28	Stewart (10)	FS 20	Coleman (12)

2025 CAROLINA PANTHERS

SEASON-BY-SEASON RESULTS

WON 5, LOST 11

3rd NFC SOUTH

HEAD COACH MATT RHULE

09/13	L	30-34	vs. Las Vegas	0
09/20	L	17-31	at Tampa Bay	0
09/27	W	21-16	at LA Chargers	0
10/04	W	31-21	vs. Arizona	5,120
10/11	W	23-16	at Atlanta	6,656
10/18	L	16-23	vs. Chicago	5,240
10/25	L	24-27	at New Orleans	3,000
10/29	L	17-25	vs. Atlanta	5,240
11/08	L	31-33	at Kansas City	12,073
11/15	L	23-46	vs. Tampa Bay	5,815
11/22	W	20-0	vs. Detroit	5,546
11/29	L	27-28	at Minnesota	0
12/13	L	27-32	vs. Denver	5,768
12/19	L	16-24	at Green Bay	0
12/27	W	20-13	at Washington	0
01/03	L	7-33	vs. New Orleans	1,500

RUSHING

Davis	165	642	3.9	25	6
Bridgewater	53	279	5.3	18t	5
McCaffrey	59	225	3.8	15	5
Samuel	41	200	4.9	45	2
Smith	41	156	3.8	13	1
Bonafon	12	69	5.8	22	0
Cannon	10	33	3.3	12	0
Chinn	2	29	14.5	28	0
Stevens	4	24	6.0	10	0
Moore	2	22	11.0	21	0
Anderson	4	15	3.8	11	0
Armah	6	9	1.5	3	0
Hartsfield	2	2	1.0	2	0
Zylstra	1	1	1.0	1	0
Walker	5	-2	-0.4	2	0
TEAM	407	1704	4.2	45	19
OPPONENTS	408	1936	4.8	98	17

DEFENSE

Jeremy Chinn	116	68	48	5	2	2	2	5	2
Shaq Thompson	114	64	50	2	2	1	1	5	0
Tre Boston	95	61	34	2	1	2	1	4	0
Rasul Douglas	62	50	12	0	0	0	0	9	0
Brian Burns	58	35	23	21	3	0	0	4	0
Justin Burris	53	34	19	1	0	0	4	0	0
Tahir Whitehead	51	27	24	1	0	1	1	1	0
Jemaine Carter Jr.	43	21	22	0	0	1	1	1	0
Troy Pride Jr.	41	26	15	0	0	0	2	0	0
Corn Elder	37	27	10	0	1	0	3	0	0
Donte Jackson	34	22	12	0	0	0	11	0	0
Derrick Brown	34	21	13	12	0	0	4	0	0
Zach Kerr	32	11	21	9	1	0	2	0	0
Bravion Roy	29	13	16	5	0	0	0	0	0
Yetur Gross-Matos	24	9	15	6	1	0	0	0	0
Sam Franklin Jr.	22	15	7	1	0	0	1	0	0
Marquis Haynes Jr.	18	15	3	5	1	2	1	0	0
Efe Obada	18	10	8	15	1	2	0	0	0

STATISTIC

TOTAL FIRST DOWNS	335	360
Rushing	110	114
Passing	192	211
Penalty	22	35
3rd Down: Made/Att	76/195	98/199
3rd Down Pct.	39.0	49.9
4th Down: Made/Att	15/27	6/10
4th Down Pct.	55.6	60.0
POSSESSION AVG.	30.59	29.01
TOTAL NET YARDS	5592	5761
Avg. Per Game	349.6	360.1
Total Plays	993	1022
Avg. Per Play	5.6	5.6
NET YARDS RUSHING	1704	1936
Avg. Per Game	106.5	121.0
Total Rushes	407	408
NET YARDS PASSING	3888	3825
Avg. Per Game	243.0	239.1
Sacked/Yards Lost	36/241	29/199
Gross Yards	4129	4024
Att./Completions	550/373	585/398
Completion Pct.	67.8	68.0
Had Intercepted	16	7
PUNTS/AVERAGE	45/46.3	51/43.8
NET PUNTING AVG.	45/40.8	51/40.7
PENALTIES/YARDS	95/752	85/713
FUMBLES/BALL LOST	13/5	22/15
TOUCHDOWNS	38	56
Rushing	19	17
Passing	16	28
Returns	3	1

RECEIVING

Anderson	95	1096	11.5	75t	3
Samuel	77	851	11.1	44	3
Moore	66	1193	18.1	74t	4
Davis	59	373	6.3	23	2
Thomas	20	145	7.3	21	1
McCaffrey	17	149	8.8	24	1
Smith	9	59	6.6	12	0
Manhertz	6	52	8.7	17	0
Cooper	5	73	14.6	32	0
Armah	5	18	3.6	14	0
Roberts	4	31	7.8	12	0
Zylstra	3	35	11.7	28	0
Cannon	3	16	5.3	19	0
Bonafon	2	18	9.0	15	1
Kirkwood	1	13	13.0	13	0
Thompson	1	7	7.0	7	1
TEAM	373	4129	11.1	75t	16
OPPONENTS	398	4024	10.5	50	28

INTERCEPTIONS

Jackson	3	110	36.7	66	0
Boston	1	0	0	0	0
Burris	1	0	0	0	0
Chinn	1	0	0	0	0
Whitehead	1	0	0	0	0
TEAM	7	110	15.7	66	0
OPPONENTS	16	116	7.3	48	0

PUNTING

Charlton	45	2082	46.3	40.8	3	21	67	0
CAROLINA	45	2082	46.3	40.8	3	21	65	0
OPPONENTS	51	2233	43.8	40.7	2	22	65	0

KICKOFF RET.

Cooper	18	430	23.9	38	0
Cannon	10	298	29.8	98	0
Zylstra	1	6	6.0	6	0
TEAM	29	734	25.3	98	0
OPPONENTS	7	144	20.6	29	0

PUNT RET.

Cooper	20	117	5.9	20	0
TEAM	20	117	5.9	20	0
OPPONENTS	18	184	10.2	83t	1

PASSING

Bridgewater	492	340	3733	69.1	7.59	15	3	0	11	2.2	75t	31/205	92.1
Walker	56	32	368	57.1	6.57	1	1.8	5	8.9	52	4/31	45.8	
Charlton	1	1	28	100.0	28.0	0	0.0	0	0.0	28	1/5	118.8	
Moore	1	0	0	0.0	0.00	0	0.0	0	0.0	---	0/0	39.6	
TEAM	550	373	4129	67.8	7.51	16	2.9	16	2.9	75t	36/241	87.5	
OPPONENTS	585	398	4024	68.0	6.88	28	4.8	7	1.2	50	29/199	98.4	

Stephen Weatherly	17	7	10	3	0	0	0	0	0
Adarius Taylor	16	9	7	0	0	0	0	0	0
Myles Hartsfield	13	8	5	0	0	1	1	1	0
Austin Larkin	12	5	7	0	0	0	0	0	0
S. Thomas-Oliver	7	6	1	0	0	0	0	0	0
Kawann Short	6	3	3	1	0	0	0	0	0
Eli Apple	4	3	1	0	0	0	0	0	0
Woodrow Hamilton	3	2	1	0	0	1	0	0	0
Julian Stanford	3	1	2	0	0	0	0	0	0
Clay Johnston	1	0	1	0	0	0	0	0	0

SACKS

Player	TOTAL	Boston	1.0
Burns9.0	Chinn	1.0
Obada5.5	Franklin Jr.	1.0
Haynes4.0	Roy	1.0
Gross-Matos2.5	CAROLINA	29.0
Brown2.0	OPPONENTS	36.0
Kerr2.0			

FIELD GOALS

SLYE	0/0	11/12	10/10	7/8	1/6
TEAM	0/0	11/12	10/10	7/8	1/6
OPPONENTS	0/0	8/8	8/8	7/8	6/7

SLYE: (47G,46G,31G)/(23G)/(29G,24G,30G,22G,31G)
(27G,42N)(38G,39G,22G)/(21G,20G,54N,48G)
(43G,65N) (39G)(47G,51N,67N)(46G)(56G,37G)
(28B,40G,21G, 54N)(35G,26G)(36G,22G,33G)(1X)
OPP: (20G,54G)(33G)(41G)(1)(46G,31G,54G)
(31G,55G, 31G)(41G,43G)(20G,37G,36G,29G)
(39G,55G,48N)(23G, 24G,21G,40G)(51N)(53G,26G)(1)
(51G)(48G,26G)(33G, 48G)

PANTHERS USUAL STARTERS

WR 11	Anderson (12)	DE 53	Burns (14)
LT 76	Okung (7)	LDI 93	Roy (9)
LG 64	Reed (14)	RTD 95	Brown (15)
C 61	Paradis (16)	DE 91	Weatherly (9)
RG 67	Miller (14)	SLB 21	Chinn (15)
RT 72	Moton (16)	MLB 52	Whitehead (10)
TE 82	Manhertz (12)	WLB 54	S. Thompson (15)
WR 12	Moore (14)	CB 24	Douglas (11)
QB 5	Bridgewater (15)	CB 26	Jackson (13)
TE 80	Thomas (12)	SS 31	Burris (12)
RB 28	Davis (18)	FS 33	Boston (16)

Att	TD	TD%	Int	Int%	Lg	TK/LS	Rate
59	15	3.0	11	2.2	75t	31/205	92.1
57	1	1.8	5	8.9	52	4/31	45.8
10	0	0.0	0	0.0	28	1/5	118.8
00	0	0.0	0	0.0	---	0/0	39.6
51	16	2.9	16	2.9	75t	36/241	87.5
38	28	4.8	7	1.2	50	29/199	98.4

SEASON-BY-SEASON RESULTS

WON 5, LOST 12

HEAD COACH MATT RHULE				4th NFC SOUTH
09/12	W	19-14	vs. NY Jets	70,211
09/19	W	26-7	vs. New Orleans	70,675
09/23	W	24-9	at Houston	68,320
10/03	L	28-36	at Dallas	93,262
10/10	L	18-21	vs. Philadelphia	72,545
10/17	L	28-34	vs. Minnesota	72,104
10/24	L	3-25	at NY Giants	71,899
10/31	W	19-13	at Atlanta	68,583
11/07	L	6-24	vs. New England	72,203
11/14	W	34-10	at Arizona	62,400
11/21	L	21-27	vs. Washington	73,350
11/28	L	10-33	at Miami	62,389
12/12	L	21-29	vs. Atlanta	72,243
12/19	L	14-31	at Buffalo	65,398
12/26	L	6-32	vs. Tampa Bay	71,918
01/02	L	10-18	at New Orleans	69,170
01/09	L	17-41	at Tampa Bay	65,473

STATISTIC

	CAR.	OPP.
TOTAL FIRST DOWNS	322	311
Rushing	118	112
Passing	174	170
Penalty	30	29
3rd Down: Made/Att	84/235	82/217
3rd Down Pct.	35.7	37.8
4th Down: Made/Att	14/34	12/21
4th Down Pct.	41.2	57.1
POSSESSION AVG.	30:36	29:24
TOTAL NET YARDS	5081	5201
Avg. Per Game	298.9	305.9
Total Plays	1106	1028
Avg. Per Play	4.6	5.1
NET YARDS RUSHING	1842	1935
Avg. Per Game	108.4	113.8
Total Rushes	455	474
NET YARDS PASSING	3239	3266
Avg. Per Game	190.5	192.1
Sacked/Yards Lost	52/334	39/293
Gross Yards	3573	3559
Att./Completions	599/348	515/337
Completion Pct.	58.1	65.4
Had Intercepted	21	9
PUNTS/AVERAGE	75/42.5	75/45.3
NET PUNTING YARD	75/37.3	75/40.8
PENALTIES/YARDS	107/864	108/896
FUMBLES/BALL LOST	20/8	26/7
TOUCHDOWNS	32	45
Rushing	17	16
Passing	14	26
Returns	1	3

SCORING

Gonzalez	0 0 0 0	22/23	20/22	0	82
Hubbard	6 5 1 0			0	36
Anderson	5 0 5 0			0	30
Darnold	5 5 0 0			0	30
Newton	5 5 0 0			0	30
Moore	4 0 4 0			1	26
Hajrullahu	0 0 0 0	3/3	4/5	0	15
Tremble	2 1 1 0			1	14
McCaffrey	2 1 1 0			0	12
Santos	0 0 0 0	1/2	2/2	0	7
Abdullah	1 0 1 0			0	6
Robinson Jr.	1 0 0 1			0	6
Zylstra	1 0 1 0			0	6
Marshall Jr.	0 0 0 0			1	2
TEAM	32 17 14 1	26/28	26/29	4	304
OPPONENTS	45 16 26 3	32/35	32/37	3	404

SCORE BY PERIODS

	1	2	3	4	OT	TOT
CAROLINA	95	87	35	87	0	304
OPPONENTS	43	130	111	114	6	404

RUSHING

Hubbard	172	612	3.6	26	5
McCaffrey	99	442	4.5	18	1
Newton	47	230	4.9	33	5
Darnold	48	222	4.6	30	5
Abdullah	44	136	3.1	15	0
Freeman	21	77	3.7	13	0
Moore	8	48	6.0	14	0
Anderson	3	36	12.0	30	0
Chandler	1	14	14.0	14	0
Walker	7	13	1.8	13	0
Tremble	3	11	3.7	7	1
Bonafon	1	4	4.0	4	0
S. Smith	1	-3	-3.0	-3	0
TEAM	455	1842	4.1	33	17
OPPONENTS	474	1935	4.1	55	16

RECEIVING

Moore	93	1157	12.4	64	4
Anderson	53	519	9.8	57	5
McCaffrey	37	343	9.3	32	1
Abdullah	35	272	7.8	23	1
Hubbard	25	174	7.0	33	1
Tremble	20	180	9.0	30	1
Zylstra	18	250	13.9	55	1
Thomas	18	188	10.4	41	0
Marshall Jr.	17	138	8.1	23	0
Arnold	7	84	12.0	19	0
S. Smith	6	104	17.3	63	0
R. Smith	5	48	9.6	17	0
Erickson	3	55	18.3	25	0
Kirkwood	3	17	5.7	7	0
Freeman	3	15	5.0	8	0
Bonafon	2	12	6.0	6	0
Saunders	2	11	5.5	8	0
Snead IV	1	6	6.0	6	0
TEAM	348	3573	10.3	64	14
OPPONENTS	337	3559	10.6	62	26

INTERCEPTIONS

S. Thompson	2	39	19.5	29	0
Jackson	2	21	10.5	21	0
Gilmore	2	13	6.5	13	0
Burris	1	17	17.0	17	0
Horn	1	13	13.0	13	0
Chinn	1	0	0.0	0	0
TEAM	9	103	11.4	29	0
OPPONENTS	21	310	14.8	88	2

PUNTING

No	Yds	Avg	Net	TB	I20	Lg	B
Edwards	38	1 47.9	40.5	2	8	62	1
Charlton	21	1 39.1	35.8	0	8	54	1
Winslow	13	0 38.6	37.2	0	3	46	0
Gonzalez	1	0 40.0	20.0	1	0	40	0
CAROLINA	75	3184	42.5	38.3	3	19	62
OPPONENTS	75	3397	45.3	41.4	4	29	65

KICKOFF RET.

Abdullah	22	484	22.0	39	0
Erickson	2	57	28.5	39	0
S. Smith	1	24	24.0	24	0
Hubbard	1	21	21.0	21	0
Tremble	1	21	21.0	21	0
Moore	1	13	13.0	13	0
TEAM	28	620	22.1	39	0
OPPONENTS	29	769	26.5	45	0

PUNT RET.					
	Ret	Yds	Avg	Long	TD
Erickson	23	204	8.9	22	0
Moore	1	9	9.0	9	0
TEAM	24	213	8.9	22	0
OPPONENTS	34	252	7.4	22	0

PUNT RET.

Att	Cmp	Yds	Cmp%	Yd/Att	TD	TD%	Int	Int%	Lg	TK/LS	Rate	
Darnold	406	243	2527	59.9	6.22	9	2.2	13	3.2	63	35/204	71.9
Newton	126	69	684	54.8	5.43	4	3.2	5	4.0	64	10/83	64.4
Walker	66	36	362	54.5	5.48	1	1.5	3	4.5	24	7/47	56.5
Zylstra	1	0	0	0.0	0.00	0	0	0	0.0	---	0/0	39.6
TEAM	599	348	3573	58.1	5.96	14	2.3	21	3.5	64	52/334	68.5
OPPONENTS	515	337	3559	65.4	6.91	26	5.0	9	1.7	62	39/293	95.0

DEFENSE

Jeremy Chinn	106	74	32	5	1	1	5	0
Shaq Thompson	104	65	39	6	0	0	5	0
Jermaine Carter Jr.	84	35	49	3	0	1	1	0
Haason Reddick	67	37	30	18	2	1	0	0
Donte Jackson	61	50	11	0	1	0	10	0
Brian Burns	51	31	20	18	2	0	4	0
Myles Hartsfield	44	29	15	1	0	0	4	0
Sean Chandler	42	25	17	1	0	0	1	0
Derrick Brown	41	27	14	9	0	0	4	0
DaQuan Jones	39	19	20	6	1	0	0	0
Keith Taylor Jr.	37	30	7	0	1	0	3	0
Frankie Luvu	34	18	16	5	0	3	1	0
Morgan Fox	34	16	18	7	1	1	0	0
CJ Henderson	31	25	6	0	0	0	2	0
Bravion Roy	30	13	17	2	0	0	2	0
A.J. Bouye	28	23	5	0	1	0	3	0
Yetur Gross-Matos	28	18	10	4	1	0	1	0
Justin Burris	23	17	6	0	0	0	1	0
Marquis Haynes Sr.	20	9	11	5	0	0	1	0
Stephon Gilmore	16	15	1	0	0	0	2	0
Rashaan Melvin	16	12	4	0	0	0	0	0
Sam Franklin Jr.	15	13	2	1	0	0	1	0
Kenny Robinson	14	10	4	0	0	0	0	0
Daviyon Nixon	9	1	8	2	0	0	0	0
Clay Johnston	6	2	4	0	0	0	0	0
Jaycee Horn	5	3	2	0	0	0	1	0
Phil Hoskins	4	3	1	1	0	0	0	0
Julian Stanford	3	1	2	0	0	0	0	0
Frank Herron	1	1	0	0	0	0	0	0
Darryl Johnson	1	0	1	0	0	0	0	0
S. Thomas-Oliver	1	0	1	0	0	0	0	0

SACKS

Player	TOTAL	Luvu1.5
Reddick11.0	Chinn1.0
Burns9.0	Hartsfield1.0
Gross-Matos3.5	Hoskins1.0
Brown3.0	Jones1.0
Haynes3.0	Nixon0.5
Thompson2.0	CAROLINA39.0
Field Goals	1-19	OPPONENTS52.0

FIELD GOALS

Gonzalez	0/0	6/6	1/1	10/10	3/5
Hajrullahu	0/0	2/2	2/2	0/1	0/0
Santoso	0/0	2/2	0/0	0/0	0/0
TEAM	0/0	10/10	3/3	10/11	3/5
OPPONENTS	0/0	6/6	11/11	11/14	4/6

GONZALEZ: (0)(20G,50B,42G)(21G)(54N)
(48G,43G,50G) (47G,23G)(45G)(29G,51G,57G,23G)
(39G,49G)(44G,48G,49G,27G)(0)(41G)(0)(0)(0)
HAJRULLAHU: (0)(0)(0)(0)(0)(0)(0)(0)(24G,29G
(32G,47N)(35G)
SANTOSO: (22G,29G)(0)(0)(0)(0)(0)(0)(0)(0)
OPP: (0)(53G)(37G)(30G,58G)(25G,25G,38G,50N,
47N)(49G,53G,44G)(46G,45N,53G)(37G,54N)(47G)
(36G,29G)(46G,38G)(32G,38G,48G)(26G)(36G,43G,
21G,48G)(41G,27G,41G,33G)(39G,40G,46N)

PANTHERS USUAL STARTERS

WR 11	Anderson (17)	DE 53	Burns (16)
LT 75	Erving (9)	LDI 95	Brown (14)
LG 73	Jordan (10)	RDT 90	Jones (17)
C 61	Pardner (9)	DE 91	Fox (9)
RG 67	Miller (10)	SLB 7	Thompson (11)
RT 72	Moton (17)	MLB 4	Carter Jr. (17)
TE 80	Thomas (13)	WLB 43	Reddick (16)
WR 2	Moore (16)	LCB 26	Jackson (12)
QB 14	Darnold (11)	RCB 24	Bouye (7)
TE 82	Tremble (11)	SS 21	Chinn (16)
RB 30	Hubbard (10)	FS 31	Burris (8)

Att	TD	TD%	Int	Int%	Lg	TK/LS	Rate
22	9	2.2	13	3.2	63	35/204	71.9
13	4	3.2	5	4.0	64	10/83	64.4
18	1	1.5	3	4.5	24	7/47	56.5
00	0	0.0	0	0.0	---	0/0	39.6
66	14	2.3	21	3.5	64	52/334	68.5
91	26	5.0	9	1.7	62	39/293	95.0

SEASON-BY-SEASON RESULTS

WON 7, LOST 10

HEAD COACH MATT RHULE (5) / STEVE WILKS (12)					2nd NFC SOUTH	
09/11	L	24-26	vs. Cleveland	72,205		
09/18	L	16-19	at NY Giants	73,843		
09/25	W	22-14	vs. New Orleans	70,496		
10/02	L	16-26	vs. Arizona	69,810		
10/09	L	15-37	vs. San Francisco	72,321		
10/16	L	10-24	at LA Rams	71,482		
10/23	W	21-3	vs. Tampa Bay	71,941		
10/30	L	34-37 (OT)	at Atlanta	68,996		
11/06	L	21-42	at Cincinnati	66,160		
11/10	W	25-15	vs. Atlanta	72,029		
11/20	L	3-13	at Baltimore	70,677		
11/27	W	23-10	vs. Denver	70,644		
12/11	W	30-24	at Seattle	68,672		
12/18	L	16-24	vs. Pittsburgh	73,548		
12/24	W	37-23	vs. Detroit	69,173		
01/01	L	24-30	at Tampa Bay	69,298		
01/08	W	10-7	at New Orleans	70,118		

STATISTIC

	CAR.	OPP.
TOTAL FIRST DOWNS	281	346
Rushing	119	125
Passing	138	194
Penalty	24	27
3rd Down: Made/Att	64/202	95/231
3rd Down Pct.	31.7	41.1
4th Down: Made/Att	12/21	8/18
4th Down Pct.	57.1	44.4
POSSESSION AVG.	28:21	31:39
TOTAL NET YARDS	5206	5953
Avg. Per Game	306.2	350.2
Total Plays	976	1103
Avg. Per Play	5.3	5.4
NET YARDS RUSHING	2210	2085
Avg. Per Game	130.0	122.6
Total Rushes	483	488
NET YARDS PASSING	2996	3868
Avg. Per Game	176.2	227.5
Sacked/Yards Lost	36/250	35/230
Gross Yards	3246	4098
Att./Completions	457/267	580/383
Completion Pct.	58.4	66.0
Had Intercepted	13	10
PUNTS/AVERAGE	81/48.5	78/45.9
NET PUNTING YARDS	81/44.1	78/40.8
PENALTIES/YARDS	104/862	105/866
FUMBLES/BALL LOST	29/8	16/7
TOUCHDOWNS	36	44
Rushing	16	17
Passing	16	25
Returns	4	2

SCORING

TDRuPaRt	PAT	FG2PT/S	PTS
Piñeiro	0 0 0 0	30/32	33/35
Moore	7 0 0 0		0 42
Foreman	5 5 0 0		1 32
Blackshear	3 3 0 0		0 18
McCahey	3 2 1 0		0 18
Tremble	3 0 0 0		0 18
Darnold	2 2 0 0		0 12
Hubbard	2 2 0 0		1 12
Shenault Jr.	2 1 1 0		0 12
S.Smith	2 0 2 0		0 12
Anderson	1 0 1 0		0 6
Haynes Sr.	1 0 0 1		0 6
Jackson	1 0 0 1		0 6
Jordan	1 0 0 1		0 6
Luvu	0 0 0 1		0 6
Marshall Jr.	1 0 1 0		0 6
Mayfield	1 1 0 0		0 6
TEAM	36 16 16 4	30/32	33/35
OPPONENTS	44 17 25 2	36/40	24/33

SCORE BY PERIODS

	1	2	3	4	OT	TOT
CAROLINA	47	107	63	130	0	347
OPPONENTS	41	119	70	141	3	374

RUSHING

No	Yds	Avg	Long	TD
Foreman	203	91.4	4.5	60
Hubbard	95	46.6	4.9	35
McCahey	85	39.3	4.6	49
Darnold	26	106	4.1	26
Blackshear	23	77	3.3	16
Shenault Jr.	9	65	7.2	41
Moore	10	53	5.3	11
Mayfield	16	52	3.3	17
S.Brown	9	43	4.8	7
Walker	6	39	6.5	20
Chandler	1	2	2.0	2
TEAM	483	2210	4.6	60
OPPONENTS	488	2085	4.3	52

RECEIVING

No	Yds	Avg	Long	TD
Moore	63	888	14.1	62
Marshall Jr.	28	490	17.5	43
McCahey	33	277	8.4	49
S.Smith	22	296	13.5	38
Shenault Jr.	27	272	10.1	67
Tremble	19	174	9.2	29
Thomas	21	197	9.4	50
Anderson	13	206	15.8	75
Hubbard	14	171	12.2	45
Blackshear	10	93	9.3	27
Ricci	8	100	12.5	32
Foreman	5	26	5.2	23
Sullivan	2	46	23.0	33
S. Brown	2	10	5.0	9
TEAM	267	3246	12.2	75
OPPONENTS	383	4098	10.7	63

INTERCEPTIONS

No	Yds	Avg	Long	TD
Horn	3	49	16.3	31
Henderson	2	74	37.0	54
Jackson	2	30	15.0	30
Luvu	1	33	33.0	33
Roy	1	3	3.0	3
D. Brown	1	0	0.0	0
TEAM	10	189	18.9	54
OPPONENTS	13	166	12.8	41

PUNTING

No	Yds	Avg	Net	TB	I20	Lg	B
Hekker	81	3925	48.5	44.1	6	39	68
CAROLINA	81	3925	48.5	44.1	6	39	68
OPPONENTS	78	3581	45.9	40.8	9	25	68

KICKOFF RET.

No	Yds	Avg	Long	TD
Blackshear	19	513	27.0	66
Hubbard	5	104	20.8	36
Shenault Jr.	3	82	27.3	36
Roberts	2	35	17.5	18
Tremble	1	8	8.0	8
Sullivan	1	5	5.0	5
TEAM	31	747	24.1	66
OPPONENTS	33	738	22.4	50

PUNT RET.

Ret	Yds	Avg	Long	TD
S.Smith	23	143	6.2	22
Blackshear	6	55	9.2	21
Roberts	4	18	4.5	10
Taylor Jr.	1	0	0.0	0
TEAM	34	216	6.4	22
OPPONENTS	27	231	8.6	27

PASSING

Mayfield	206	119	1313	57.8
Darnold	140	82	1143	58.6
Walker	106	63	731	59.4
Eason	5	3	59	60.0
TEAM	457	267	3246	58.4
OPPONENTS	580	383	4098	66.0

DEFENSE

TOT	S	A	QP	FF	FR	PD	TD
Shaq Thompson	135	78	57	3	0	0	4
Frankie Luvu	111	76	35	9	1	0	4
Xavier Woods	86	53	33	1	0	2	6
Jeremy Chinn	70	51	19	1	0	0	6
Derrick Brown	67	30	37	12	0	0	7
Brian Burns	63	34	29	22	1	0	3
CJ Henderson	58	50	8	0	1	0	6
Myles Hartfield	58	44	14	1	1	0	1
Yetur Gross-Matos	54	18	36	10	0	4	0
Jaycee Horn	53	37	16	1	0	0	7
Cory Littleton	44	25	19	2	0	0	2
Matt Ioannidis	37	17	20	9	1	0	1
Donte Jackson	35	32	3	0	0	0	3
Damien Wilson	32	18	14	2	1	0	0
Keith Taylor Jr.	28	23	5	0	0	0	3
Marquis Haynes Sr.	26	17	9	13	0	1	4
Justin Burris	20	12	8	0	0	0	1
Henry Anderson	18	9	1	0	0	0	0
Brawley Roy	17	4	13	1	0	0	3
Marquan McCall	15	7	8	1	0	0	0
Josh Norman	8	6	2	0	0	0	0
Amare Barno	7	6	1	2	0	0	0
Sam Franklin Jr.	7	6	1	0	1	0	0
Sean Chandler	7	5	2	0	0	0	0
Daviyon Nixon	6	3	3	0	0	0	0
Brandon Smith	5	4	1	0	0	0	0
T.J. Carrie	5	3	2	0	0	0	0
Tae Hayes	3	2	1	0	0	0	0
Phil Hoskins	2	1	1	0	0	0	0
Arron Mosby	1	1	0	0	0	0	0

SACKS

PlayerTOTAL	Chinn1.0
Burns12.5	Ioannidis1.0
Luvu7.0	Littleton0.5
Haynes Sr5.0	Thompson0.5
Gross-Matos2.5	CAROLINA35.0
Barno2.0	OPPONENTS36.0
Wilson2.0		
D. Brown1.0		

FIELD GOALS

	1-19	20-29	30-39	40-49	50+
Piñeiro	0/0	2/2	16/17	13/14	2/2
TEAM	0/0	2/2	16/17	13/14	2/2
OPPONENTS	0/0	6/7	12/13	2/6	4/7

PIÑEIRO: (34G)(31G,32G,38G)(45G,48G,34G)(54G)
(41WL,43G,37G,34G)(42G)(-)(37G,42G,32WL)
(-)(46G,49G,40G,37G)(32G)(42G,26G,36G)
(47G,32G,39G)(29G,32G,52G)(37G,40G,36G)
(49G)(42G)
OPP: (26G,34G,36G,58G)(36G,33G,52G,56G)
(30B,48WR)(33G,39G)(49G,43B)(21G)(27G)
(30G,34G,41G)(48WL)(33G)(32G,37G)(27G,56WL)
(27G)(50G)(34G)(53SH,22G,26B)(44WL,55B)

PANTHERS USUAL STARTERS

WR 88	Marshall Jr. (9)	DE 53	Burns (16)
LT 79	Ekwonu (17)	LDI 95	Brown (17)
LG 73	Christensen (17)	RDT 99	Ioannidis (13)
C 56	Bozeman (11)	DE 97	Gross-Matos (17)
RG 63	Corbett (17)	SLB 7	Thompson (17)
RT 72	Moton (17)	MLB 57	Wilson (5)
TE 80	Thomas (17)	WLB 49	Luvu (14)
WR 2	Moore (17)	LCB 26	Jackson (9)
QB 14	Darnold (6)	RCB 8	Horn (13)
TE 82	Tremble (4)	SS 25	Woods (15)
RB 33	Foreman (9)	FS 21	Chinn (11)

Att	TD	TD%	Int	Int%	Lg	TK/LS	Rate
4	6	2.9	6	2.9	75t	35/204	74.4
2	7	5.0	3	2.1	52	10/83	92.6
9	3	2.8	3	2.8	62t	7/47	78.0
8	0	0.0	1	20.0	49	0/0	61.7
1	16	3.5	13	2.8	75t	52/334	80.2
1	25	4.3	10	1.7	63T	39/293	93.7

SEASON-BY-SEASON RESULTS

WON 2, LOST 15

HEAD COACH FRANK REICH (11) / CHRIS TABOR (6)					4th NFC SOUTH				
09/10	L	10-24	at Atlanta	72,205					
09/18	L	17-20	vs. New Orleans	73,843					
09/24	L	27-37	at Seattle	70,496					
10/01	L	13-21	vs. Minnesota	69,810					
10/08	L	24-42	at Detroit	72,321					
10/15	L	21-42	at Miami	71,482					
10/29	W	15-13	vs. Houston	71,941					
11/05	L	13-27	vs. Indianapolis	68,996					
11/09	L	13-16	at Chicago	66,160					
11/19	L	10-33	vs. Dallas	72,029					
11/26	L	10-17	at Tennessee	70,677					
12/03	L	18-21	at Tampa Bay	70,644					
12/10	L	6-28	at New Orleans	68,672					
12/17	W	9-7	vs. Atlanta	73,548					
12/24	L	30-33	vs. Green Bay	69,173					
12/31	L	0-26	at Jacksonville	69,298					
01/07	L	0-9	vs. Tampa Bay	70,118					

STATISTIC

	CAR.	OPP.
TOTAL FIRST DOWNS	297	311
Rushing	111	122
Passing	150	162
Penalty	36	27
3rd Down: Made/Att	85/249	84/221
3rd Down Pct.	34.1	41.1
4th Down: Made/Att	23/48	7/10
4th Down Pct.	47.9	70.0
POSSESSION AVG.	31:06	28:53
TOTAL NET YARDS	4510	4997
Avg. Per Game	265.3	293.9
Total Plays	1096	1016
Avg. Per Play	4.1	4.9
NET YARDS RUSHING	1769	2081
Avg. Per Game	104.1	122.4
Total Rushes	445	508
NET YARDS PASSING	2741	2916
Avg. Per Game	161.2	171.5
Sacked/Yards Lost	65/504	27/193
Gross Yards	3245	3109
Att./Completion	586/350	481/309
Completion Pct.	59.7	64.2
Had Intercepted	10	8
PUNTS/AVERAGE	82/46.8	81/47.9
NET PUNTING AVG.	82/41.7	81/43.3
PENALTIES/YARDS	103/845	89/679
FUMBLES/BALL LOST	24/10	10/3
Touchdowns	23	49
Rushing	7	25
Passing	13	19
Returns	3	5

SCORING

SCORING	TD	R	P	PA	PAT	FG	2PT/S	PTS
Piñeiro	0	0	0	0	17/20	25/29	0	92
Chark Jr.	5	0	5	0			0	30
Hubbard	5	5	0	0			0	30
Thielen	4	0	4	0			1	26
Tremble	3	0	3	0			0	18
Smith-Marsette	2	1	0	1			0	12
Hill	1	0	1	0			0	6
Franklin Jr.	1	0	0	1			0	6
Sanders	1	1	0	0			0	6
Hurst	1	0	1	0			0	6
Blackshear	0	0	0	0			1	2
Young	0	0	0	0			1	2
Wright	0	0	0	0		0/1	0	0
TEAM	23	71	3		17/20	25/30	3	236
OPPONENTS	50	25	19	6	45/47	25/26	1	416

SCORE BY PERIODS

	1	2	3	4	OT	TOT
CAROLINA	37	67	49	83	0	236
OPPONENTS	54	163	71	128	0	416

RUSHING

	No	Yds	Avg	Long
Hubbard	238	902	3.8	22
Sanders	129	432	3.3	48
Young	39	253	6.5	26
Blackshear	14	46	3.3	9
Shenault Jr.	12	55	4.6	11
Smith-Marsette	8	74	9.3	20t
Dalton	3	12	4.0	10
Thielen	1	6	6.0	6
Hekker	1	-11	-11.0	0
TEAM	445	1769	4.0	48
OPPONENTS	508	2081	4.1	62

RECEIVING

	No	Yds	Avg	Long
Thielen	103	1014	9.8	32
Mingo	43	418	9.7	40
Hubbard	39	233	6.0	25
Chark Jr.	35	525	15.0	47t
Sanders	27	154	5.7	14
Tremble	23	194	8.4	30
Marshall Jr.	19	139	7.3	14
Hurst	18	184	10.2	48
Sullivan	12	125	10.4	20
Shenault Jr.	10	60	6.0	14
Smith-Marsette	8	51	6.4	18
Blackshear	6	45	7.5	19
Thomas	5	56	11.2	28
Strachan	1	45	45.0	45
Ricci	1	2	2.0	2
TEAM	350	3245	9.3	48
OPPONENTS	309	2916	9.4	75

INTERCEPTIONS

	No	Yds	Avg	Long
Woods	2	-1	-0.5	2
Bell	1	11	11.0	11
Hill	1	61	61.0	61t
Franklin Jr.	1	99	99.0	99t
Grugier-Hill	1	31	31.0	31
Brown	1	2	2.0	2
Jones	1	0	0.0	0
TEAM	8	203	25.4	99t
OPPONENTS	10	192	19.2	66t

PUNTING

	No	Yds	Avg	Net	TB	I20	Lg
Hekker	82	3838	46.8	43.0	5	25	69
CAROLINA	82	3838	46.8	43.0	5	25	69
OPPONENTS	81	3877	47.9	41.9	8	31	74

KICKOFF RET.

	No	Yds	Avg	Long
Blackshear	16	430	26.9	52
Shenault Jr.	6	167	27.8	37
Jamison	2	40	20.0	22
TEAM	24	637	26.5	52
OPPONENTS	20	478	23.9	38

PUNT RET.

	Ret	Yds	Avg	Long	TD
Smith-Marsette	37	322	8.7	79t	1
TEAM	37	322	8.7	79t	1
OPPONENTS	31	210	6.8	20	0

TD DEFENSE

	TOT	S	A	QP	FF	FR	PD	TD
Frankie Luvu	125	66	59	11	2	0	5	0
Derrick Brown	103	57	46	15	0	0	6	0
Vonn Bell	68	42	26	1	0	0	2	0
Xavier Woods	61	29	22	0	0	1	7	0
Donte Jackson	59	49	10	0	1	0	5	0
Kanu Grugier-Hill	51	28	23	1	0	0	2	0
Brian Burns	50	32	18	18	1	1	2	0
Troy Hill	47	29	18	0	1	0	6	1
Shy Tuttle	43	19	24	1	0	0	5	0
CJ Henderson	39	31	8	1	0	0	2	0
Yetur Gross-Matos	36	19	17	10	0	0	0	0
Deion Jones	35	22	13	1	0	0	6	0
DeShawn Williams	33	13	20	7	0	0	1	0
Nick Thurman	31	13	18	1	0	0	0	0
Jeremy Chinn	28	16	12	1	0	0	1	0
Jaycee Horn	27	21	6	0	0	0	5	0
Sam Franklin Jr.	23	14	9	0	0	0	3	1
LaBryan Ray	19	7	12	0	0	0	0	0
Amaré Barno	17	11	6	0	0	0	0	0
Marquis Haynes Sr.	16	13	3	2	0	0	0	0
Shaquill Griffin	14	13	1	0	0	0	1	0
DJ Johnson	14	4	10	0	0	0	1	0
Jammie Robinson	11	7	4	0	0	0	0	0
Dicaprio Bootle	11	11	0	0	0	0	2	0
Justin Houston	9	5	4	3	0	0	1	0
Alex Cook	9	5	4	0	0	0	0	0
Shaq Thompson	8	6	2	0	0	0	0	0
David Long Jr.	7	5	2	0	0	0	0	0
Matthias Farley	5	4	1	0	0	0	0	0
D'Shawn Jamison	5	3	2	0	0	0	1	0
Chandler Wooten	5	0	5	0	0	0	0	0
Chris Wormley	4	1	3	0	0	0	0	0
AJ Parker	4	1	3	0	0	0	0	0
Eku Leota	3	2	1	1	0	0	0	0
SACKS								
2 Player.....TOTAL								1.0
Burns.....	8.0							Williams.....1.0
Luvu.....	5.5							Henderson.....1.0
Gross-Matos.....	4.5							Tuttle.....0.5
Brown.....	2.0							Houston.....0.5
Haynes Sr.....	1.0							CAROLINA.....27.0
Grugier-Hill.....	1.0							OPPONENTS.....65.0
Chinn.....	1.0							

FIELD GOALS

	1-19	20-29	30-39	40-49	50+
Piñeiro	0/0	6/6	7/7	7/9	5/7
Wright	0/0	0/0	0/0	0/0	0/1
TEAM	0/0	6/6	7/7	7/9	5/8
OPPONENTS	0/0	6/7	12/12	2/2	5/5

PIÑEIRO: (43G)(52G,54G,36G)(47G,44G,55N)
(26G,56G)(33G)(43N)(46G,37G,23G)(35G,49G)
(33G,39G59N)(42G)(50G)(23G)(47G,29G,41N)
(34G,25G,23G)(52G)
WRIGHT: (52N)
OPP: (49G)(28G,23G)(43G,35G,33G,37G,39G)
(26G,57G)(54G,36G,39G)(30G,27G)(53G)(29N)
(53G,32G)(35G,26G,24G,34G)(36G,57G,39G)

PANTHERS USUAL STARTERS

WR	19	Thielen (17)	DE	95	Brown (17)
LT	79	Ekwonu (17)	DT	99	Tuttle (17)
LG	62	Zavala (6)	DE	96	Williams (10)
C	56	Bozeman (17)	OLB	0	Burns (16)
RG	63	Corbett (4)	LB	49	Luvu (17)
RT	72	Moton (17)	LB	54	Grugier-Hill (5)
TE	81	Hurst (8)	OLB	97	Gross-Matos (6)
WR	15	Mingo (14)	CB	26	Jackson (16)
QB	9	Young (16)	CB	8	Horn (6)
TE	82	Tremble (8)	S	25	Woods (14)
RB	30	Hubbard (12)	S	24	Bell (13)

PASSING

	Att	Cmp	Yds	Cmp%	Yd/Att	TD	TD%	Int	Int%	Lg	TK/LS	Rate
Young	527	315	2877	59.8	5.5	11	2.1	10	1.9	48	62/477	73.7
Dalton	58	34	361	58.6	6.2	2	3.4	0	0.0	47t	3/27	88.4
Hekker	1	1	7	100.0	7.0	0	0.0	0	0.0	7	0/0	95.8
TEAM	586	350	3245	59.7	5.5	13	2.2	10	1.7	48	65/504	75.2
OPPONENTS	481	309	3109	64.2	6.5	19	4.0	8	1.7	75t	27/193	88.8

SEASON-BY-SEASON RESULTS

WON 5, LOST 12

3rd NFC SOUTH

HEAD COACH DAVE CANALES					
09/08	L	10-47	at New Orleans	70,007	
09/15	L	3-26	vs. LA Chargers	70,145	
09/22	W	36-22	at Las Vegas	62,417	
09/29	L	24-34	vs. Cincinnati	72,258	
10/06	L	10-36	at Chicago	59,307	
10/13	L	20-38	vs. Atlanta	70,884	
10/20	L	7-40	at Washington	63,380	
10/27	L	14-28	at Denver	76,135	
11/03	W	23-22	vs. New Orleans	70,292	
11/10	W	20-17 (OT)	vs. NY Giants	70,132	
11/24	L	27-30	vs. Kansas City	73,216	
12/01	L	23-26 (OT)	vs. Tampa Bay	69,214	
12/08	L	16-22	at Philadelphia	69,879	
12/15	L	1-30	vs. Dallas	70,570	
12/22	W	36-30 (OT)	vs. Arizona	68,804	
12/29	L	14-48	at Tampa Bay	64,434	
01/05	W	44-38 (OT)	at Atlanta	69,581	

STATISTIC

CAR.

OPP.

TOTAL FIRST DOWNS	293	417
Rushing	99	179
Passing	168	205
Penalty	26	33
3rd Down: Made/Att	76/211	112/223
3rd Down Pct.	36.0%	50.2%
4th Down: Made/Att	14/30	9/15
4th Down Pct.	46.7%	60.0%
POSSESSION AVG.	27:24	32:36
TOTAL NET YARDS	5066	6877
Avg. Per Game	298.0	404.5
Total Plays	993	1154
Avg. Per Play	5.1	6.0
NET YARDS RUSHING	1878	3057
Avg. Per Game	110.5	179.8
Total Rushes	410	592
NET YARDS PASSING	3188	3820
Avg. Per Game	187.5	224.7
Sacked/Yards Lost	36/223	32/223
Gross Yards	3411	4043
Attempts/Completions	547/341	530/360
Completion Pct.	62.3%	67.9%
Had Intercepted	15	9
PUNTS/AVERAGE	74/45.1	48/46.0
NET PUNTING AVG.	41.9	41.4
PENALTIES/YARDS	118/947	120/977
FUMBLES/BALL LOST	17/7	15/8
TOUCHDOWNS	40	61
Rushing	18	24
Passing	22	35
Returns	0	2

SCORING

TD	Ru	Pa	Rt	PAT	FG	2PT/S	PTS
Piñeiro	0	0	0	33/35	22/26	0	99
Hubbard	11	10	1	0/0	0/0	1	68
Young	6	6	0	0/0	0/0	0	36
Thielen	5	0	5	0/0	0/0	0	30
Legette	4	0	4	0/0	0/0	0	24
Johnson	3	0	3	0/0	0/0	0	18
Moore	3	0	3	0/0	0/0	0	18
M.Sanders	3	2	1	0/0	0/0	0	18
Coker	2	0	2	0/0	0/0	0	12
Tremble	2	0	2	0/0	0/0	0	12
J.Sanders	1	0	1	0/0	0/0	0	6
CAROLINA	40	18	22	0	33/35	22/26	1 341
OPPONENTS	51	24	35	2	54/56	36/42	3 534

SCORE BY PERIODS

	1	2	3	4	OT	TOT
CAROLINA	61	118	76	71	15	341
OPPONENTS	97	213	94	127	3	543

RUSHING

Hubbard
Young
M. Sanders
Blackshear
Boone
Dalton
Legette
Brooks
Thompkins
Johnson
Mingo
Jones
Moore
CAROLINA
OPPONENTS

RECEIVING

Legette
Thielen
Hubbard
J.Sanders
Coker
Moore
Johnson
M.Sanders
Tremble
Mingo
Thompkins
Chisena
Brooks
Thomas
Franks
Boone
Franklin
Matthews
Sullivan
CAROLINA
OPPONENTS

INTERCEPTIONS

Woods
Jackson
Richardson
Smith-Wade
Horn
Jewell
CAROLINA
OPPONENTS

PUNTING

Hekker
CAROLINA
OPPONENTS

KICKOFF RET.

Blackshear

Thompkins

Legette

Jones

Sanders

CAROLINA

OPPONENTS

PUNT RET.

Blackshear
Thompkins
Moore
CAROLINA
OPPONENTS

PASSING

B.Young
A.Dalton
J.Coker
J.Hekker
CAROLINA
OPPONENTS

TD DEFENSE

TOT	S	A	QP	FF	FR	PD
Xavier Woods	119	72	47	0	0	6
Josey Jewell	97	51	46	4	0	2
A'Shawn Robinson	80	43	37	8	1	0
Mike Jackson	76	58	18	0	0	17
Jaycee Horn	68	49	19	2	0	13
Trevin Wallace	63	35	28	1	2	1
Jordan Fuller	54	28	26	0	1	0
Demani Richardson	50	27	23	0	0	2
Jadeveon Clowney	46	24	22	11	0	4
Shy Tuttle	46	22	24	1	1	2
D.J. Johnson	44	19	25	1	0	1
LaBryan Ray	41	15	26	2	0	0
D.J. Wonnum	37	18	19	6	1	0
Chau Smith-Wade	36	22	14	0	1	0
Shaq Thompson	35	19	16	1	0	0
Troy Hill	32	20	12	0	0	1
Chandler Wooten	29	14	15	0	0	0
Nick Scott	26	14	12	0	0	2
Dane Jackson	23	15	8	0	0	2
Claudin Chelus	21	10	11	1	0	0
Cam Gill	21	6	15	4	0	0
Charles Harris	20	14	6	7	0	0
Nick Thurman	19	6	13	0	0	0
Jacoby Windmon	18	11	7	2	0	2
DeShawn Williams	16	8	8	4	0	0
Jaden Crumedy	13	4	9	1	0	0
Caleb Farley	12	9	3	0	0	0
Jonathan Harris	10	4	6	1	0	1
Jayden Peevy	6	2	4	3	1	0
Marquis Haynes	5	4	1	0	0	0
Amare Brown	5	3	2	1	0	0
Eku Leota	4	0	4	1	0	0
Thomas Incom	4	0	4	1	0	0
Akayleb Evans	3	0	3	0	0	1
Shemar Bartholomew	3	2	1	0	0	2
Derrick Brown	3	1	2	0	0	0
T.J. Smith	2	0	2	0	0	0
Jammie Robinson	1	1	0	0	0	0
Kenny Dyson	1	0	1	1	0	0
Lonnie Johnson	1	0	1	0	0	0
Sam Roberts	1	0	1	0	0	0

TD SACKS

Player	TOTAL	Wallace	1.0
Ray	1.0	1.0	1.0
Clowney	5.5	Barno	1.0
A.Robinson	5.5	Leota	1.0
Wonnum	4.0	Williams	0.5
Jewell	3.5	Crumedy	0.5
Harris	3.0	Johnson	5
Horn	2.0	CAROLINA	32.0
Windmon	1.5	Opponents	36.0
Peevy	1.5		

FIELD GOALS

1	FIELD GOAL
0	E.Pineiro
	CAROLINA
	OPPONENTS

TD

Piñeiro: (43G)(38G)(43G, 35G, 26G)(48G)(45N, 27G)	0
(24G, 40G)(-)(-)(48G)(53G, 36G)(30G, 32G, 29G, 33G)	0
(47G, 38N, 45N, 27G, 22G)(38G)(-)(29G)(53N)(35G)	0
OPP: (57G, 44G, 52G, 39G)(46G, 42G)(57N)	0
(56G, 46G)(33G)(21G, 31G, 35G)(23G, 49G, 31G,	0
29G)(-)(29G, 33G, 51G)(43N, 42G)(25G, 41G, 31G)	0
(27G, 26G, 51G, 55N, 30G)(52N)(52G, 70N, 45G, 41G)	0
(48G, 30G, 58G)(23G, 34G)(31G, 52N)	0

PANTHERS USUAL STARTERS

WR 19	Legette (13)	DE 95	Robbins (16)
LT 79	Ekwonu (15)	DT 99	Tuttle (15)
LG 62	Lewis (16)	DE 96	Ray (19)
C 56	Mays (8)	OLB 0	Clowney (14)
RG 63	Hunt (16)	LB 49	Jewell (12)
RT 72	Moton (14)	LB 54	Wallace (8)
TE 81	Tremble (11)	OLB 97	Wonnum (8)
WR 15	Thielen (8)	CB 26	Jackson (17)
QB 9	Young (12)	CB 8	Horn (15)
TE 82	Sanders (8)	S 25	Woods (17)
RB 30	Hubbard (15)	S 24	Fuller (8)

TEAM-BY-TEAM RESULTS

ARIZONA CARDINALS (15-6)
Home: 9-4...Away: 6-2

11/19/95...	ARIZONA (at Clemson)	W	27-7
12/30/01...	ARIZONA	L	7-30
10/06/02...	ARIZONA	L	13-16
12/14/03...	at Arizona	W	20-17
11/21/04...	ARIZONA	W	35-10
10/09/05...	at Arizona	W	24-20
10/14/07...	at Arizona	W	25-10
10/26/08...	ARIZONA	W	27-23
11/01/09...	at Arizona	W	34-21
12/19/10...	ARIZONA	W	19-12
09/11/11...	at Arizona	L	21-28
10/06/13...	at Arizona	L	6-22
10/30/16...	ARIZONA	W	30-20
09/22/19...	at Arizona	W	38-20
10/04/20...	ARIZONA	W	31-21
11/14/21...	at Arizona	W	34-10
10/02/22...	ARIZONA	L	16-26
12/22/24...	ARIZONA	W	OT 36-30
Playoffs: 2-1			
01/10/09...	ARIZONA	L	13-33
01/03/15...	ARIZONA	W	27-16
01/24/16...	ARIZONA	W	49-15

ATLANTA FALCONS (23-37)
Home: 14-16...Away: 9-21

09/03/95...	at Atlanta	L	OT 20-23
12/17/95...	ATLANTA (at Clemson)	W	21-17
09/01/96...	ATLANTA	W	29-6
11/03/96...	at Atlanta	L	17-20
09/07/97...	at Atlanta	W	9-6
10/26/97...	ATLANTA	W	21-12
09/06/98...	ATLANTA	L	14-19
10/04/98...	at Atlanta	L	23-51
10/31/99...	at Atlanta	L	20-27
11/28/99...	ATLANTA	W	34-28
09/17/00...	ATLANTA	L	10-15
10/29/00...	at Atlanta	L	12-13
09/23/01...	at Atlanta	L	16-24
11/25/01...	ATLANTA	L	7-10
10/20/02...	at Atlanta	L	0-30
11/24/02...	ATLANTA	L	0-41
09/28/03...	ATLANTA	W	23-3
12/07/03...	at Atlanta (Sunday Night)	L	OT 14-20
10/03/04...	ATLANTA	L	10-27
12/18/04...	at Atlanta (Saturday Night)	L	OT 31-34
12/04/05...	ATLANTA	W	24-6
01/01/06...	at Atlanta	W	44-11
09/10/06...	ATLANTA	L	6-20
12/24/06...	at Atlanta	W	10-3
09/23/07...	at Atlanta	W	27-20
11/11/07...	ATLANTA	L	13-20
09/28/08...	ATLANTA	W	24-9
11/23/08...	at Atlanta	L	28-45
09/20/09...	at Atlanta	L	20-28
11/15/09...	ATLANTA	W	28-19
12/12/10...	ATLANTA	L	10-31
01/02/11...	at Atlanta	L	10-31
10/16/11...	at Atlanta	L	17-31
12/11/11...	ATLANTA	L	23-31
09/30/12...	at Atlanta	L	28-30
12/09/12...	ATLANTA	W	30-20
11/03/13...	ATLANTA	W	34-10
12/29/13...	at Atlanta	W	21-20
11/16/14...	ATLANTA	L	17-19
12/28/14...	at Atlanta	W	34-3
12/13/15...	ATLANTA	W	38-0
12/27/15...	at Atlanta	L	13-20
10/02/16...	at Atlanta	L	33-48
12/24/16...	ATLANTA	L	16-33
11/05/17...	ATLANTA	W	20-17
12/31/17...	at Atlanta	L	10-22
09/16/18...	at Atlanta	L	24-31

12/23/18...	ATLANTA	L	10-24
11/17/19...	ATLANTA	L	3-29
12/08/19...	at Atlanta	L	20-40
10/11/20...	at Atlanta	W	23-16
10/29/20...	ATLANTA (Thursday Night)	L	17-25
10/31/21...	at Atlanta	W	19-13
12/12/21...	ATLANTA	L	21-29
10/30/22...	at Atlanta	L	OT 34-37
11/10/22...	ATLANTA (Thursday Night)	W	25-15
09/10/23...	at Atlanta	L	10-24
12/17/23...	ATLANTA	W	9-7
10/13/24...	ATLANTA	L	20-38
01/05/25...	at Atlanta	W	OT 44-38

BALTIMORE RAVENS (4-3)
Home: 3-1...Away: 1-2

12/15/96...	BALTIMORE	W	27-16
09/08/02...	BALTIMORE	W	10-7
10/15/06...	at Baltimore	W	23-21
11/21/10...	BALTIMORE	L	13-37
09/28/14...	at Baltimore	L	10-38
10/28/18...	BALTIMORE	W	36-21
11/20/22...	at Baltimore	L	3-13

BUFFALO BILLS (2-6)
Home: 1-2...Away: 1-2

09/10/95...	at Buffalo	L	9-31
10/25/98...	BUFFALO (Sunday Night)	L	14-30
12/09/01...	at Buffalo	L	24-25
11/27/05...	at Buffalo	W	13-9
10/25/09...	BUFFALO	L	9-20
09/15/13...	at Buffalo	L	23-24
09/17/17...	BUFFALO	W	9-3
12/19/21...	at Buffalo	L	14-31

CHICAGO BEARS (3-9)
Home: 3-2...Away: 0-9

10/08/95...	at Chicago	L	27-31
12/22/02...	CHICAGO	W	24-14
11/20/05...	at Chicago	L	3-13
09/14/08...	CHICAGO	W	20-17
10/10/10...	CHICAGO	L	6-23
10/02/11...	at Chicago	L	29-34
10/28/12...	at Chicago	L	22-23
10/05/14...	CHICAGO	W	31-24
10/22/17...	at Chicago	L	3-17
10/18/20...	CHICAGO	L	16-23
11/09/23...	at Chicago (Thursday Night)	L	13-16
10/06/24...	at Chicago	L	10-36

Playoffs: 1-0

01/15/06...	at Chicago	W	29-21
-------------	------------	---	-------

CINCINNATI BENGALS (3-4-1)
Home: 3-2...Away: 0-2-1

09/26/99...	CINCINNATI	W	27-3
12/08/02...	CINCINNATI	W	52-31
10/22/06...	at Cincinnati	L	14-17
09/26/10...	CINCINNATI	L	7-20
10/12/14...	at Cincinnati	T	OT 37-37
09/23/18...	CINCINNATI	W	31-21
11/06/22...	at Cincinnati	L	21-42
09/29/24...	CINCINNATI	L	34-24

CLEVELAND BROWNS (4-3)
Home: 2-1...Away: 2-2

11/21/99...	at Cleveland	W	31-17
12/01/02...	at Cleveland	W	13-6
10/08/06...	CLEVELAND	W	20-12
11/28/10...	at Cleveland	L	23-24
12/21/14...	CLEVELAND	W	17-13
12/09/18...	at Cleveland	L	20-26
09/11/22...	CLEVELAND	L	24-26

TEAM-BY-TEAM RESULTS

DALLAS COWBOYS (3-12)

Home: 1-7...Away: 2-5

12/08/97...	at Dallas (Monday Night)	W	23-13
10/11/98...	at Dallas	L	20-27
10/01/00...	DALLAS	L	OT 13-16
10/13/02...	at Dallas	L	13-14
11/23/03...	at Dallas	L	20-24
12/24/05...	DALLAS	L	20-24
10/29/06...	DALLAS (Sunday Night)	L	14-35
12/22/07...	DALLAS (Saturday Night)	L	13-20
09/28/09...	at Dallas (Monday Night)	L	7-21
10/21/12...	DALLAS	L	14-19
11/26/15...	at Dallas (Thanksgiving)	W	33-14
09/09/18...	DALLAS	W	16-8
10/03/21...	at Dallas	L	28-36
11/19/23...	DALLAS	L	10-33
12/15/24...	DALLAS	L	14-30

Playoffs: 2-0

01/05/97...	DALLAS	W	26-17
01/03/04...	DALLAS	W	29-10

DENVER BRONCOS (2-6)

Home: 2-2...Away: 0-4

11/09/97...	at Denver	L	0-34
10/10/04...	at Denver	L	17-20
12/14/08...	DENVER	W	30-10
11/11/12...	DENVER	L	14-36
09/08/16...	at Denver (Thursday Night)	L	20-21
12/13/20...	DENVER	L	27-32
11/27/22...	DENVER	W	23-10
10/27/24...	at Denver	L	14-28

Playoffs: 0-1

02/07/16...	Denver (Super Bowl 50)	L	10-24
-------------	------------------------	---	-------

DETROIT LIONS (8-4)

Home: 6-1...Away: 2-3

10/24/99...	DETROIT	L	9-24
09/15/02...	DETROIT	W	31-7
12/21/03...	DETROIT	W	20-14
10/16/05...	at Detroit	W	21-20
11/16/08...	DETROIT	W	31-22
11/20/11...	at Detroit	L	35-49
09/14/14...	DETROIT	W	24-7
10/08/17...	at Detroit	W	27-24
11/18/18...	at Detroit	L	19-20
11/22/20...	DETROIT	W	20-0
12/24/22...	DETROIT	W	37-23
10/08/23...	at Detroit	L	24-42

GREEN BAY PACKERS (6-11)

Home: 4-6...Away: 2-5

12/14/97...	GREEN BAY	L	10-31
09/27/98...	GREEN BAY	L	30-37
12/12/99...	at Green Bay	W	33-31
11/27/00...	GREEN BAY (Monday Night)	W	31-14
09/30/01...	GREEN BAY	L	7-28
09/29/02...	at Green Bay	L	14-17
09/13/04...	GREEN BAY (Monday Night)	L	14-24
10/03/05...	GREEN BAY (Monday Night)	W	32-29
11/18/07...	at Green Bay	L	17-31
11/30/08...	at Green Bay	W	35-31
09/18/11...	GREEN BAY	L	23-30
10/19/14...	at Green Bay	L	17-38
11/08/15...	GREEN BAY	W	37-29
12/17/17...	GREEN BAY	W	31-24
11/10/19...	at Green Bay	L	16-24
12/19/20...	at Green Bay	L	16-24
12/24/23...	GREEN BAY	L	30-33

Playoffs: 0-1

01/12/97...	at Green Bay	L	13-30
-------------	--------------	---	-------

HOUSTON TEXANS (5-2)

Home: 2-1...Away: 3-1

11/02/03...	at Houston	L	10-14
09/16/07...	HOUSTON	L	21-34
12/18/11...	at Houston	W	28-13
09/20/15...	HOUSTON	W	24-17
09/29/19...	at Houston	W	16-10
09/23/21...	at Houston (Thursday Night)	W	24-9
10/29/23...	HOUSTON	W	15-13

INDIANAPOLIS COLTS (5-3)

Home: 2-2...Away: 3-1

12/03/95...	INDIANAPOLIS (at Clemson)	W	13-10
12/27/98...	at Indianapolis	W	27-19
10/12/03...	at Indianapolis	W	OT 23-20
10/28/07...	INDIANAPOLIS	L	7-31
11/27/11...	at Indianapolis	W	27-19
11/02/15...	INDIANAPOLIS (Monday Night)	W	29-26
12/22/19...	at Indianapolis	L	6-38
11/05/23...	INDIANAPOLIS	L	13-27

JACKSONVILLE JAGUARS (4-4)

Home: 3-1...Away: 1-3

09/29/96...	at Jacksonville	L	14-24
09/19/99...	JACKSONVILLE	L	20-22
09/07/03...	JACKSONVILLE	W	24-23
12/09/07...	at Jacksonville	L	6-37
09/25/11...	JACKSONVILLE	W	16-10
09/13/15...	at Jacksonville	W	20-9
10/06/19...	JACKSONVILLE	W	34-27
12/31/23...	at Jacksonville	L	0-26

KANSAS CITY CHIEFS (2-6)

Home: 1-3...Away: 1-3

09/21/97...	KANSAS CITY	L	14-35
12/10/00...	at Kansas City	L	14-15
09/19/04...	at Kansas City	W	28-17
10/05/08...	KANSAS CITY	W	34-0
12/02/12...	at Kansas City	L	21-27
11/13/16...	KANSAS CITY	L	17-20
11/08/20...	at Kansas City	L	31-33
11/24/24...	KANSAS CITY	L	27-30

LAS VEGAS/OAKLAND RAIDERS (4-4)

Home: 2-2...Away: 2-2

11/02/97...	OAKLAND	W	38-14
12/24/00...	at Oakland	L	9-52
11/07/04...	OAKLAND	L	24-27
11/09/08...	at Oakland	W	17-6
12/23/12...	OAKLAND	W	17-6
11/27/16...	at Oakland	L	32-35
09/13/20...	LAS VEGAS	L	30-34
09/22/25...	at Las Vegas	W	36-22

LOS ANGELES/SAN DIEGO CHARGERS (6-2)

Home: 2-2...Away: 4-0

09/14/97...	at San Diego	W	26-7
12/17/00...	SAN DIEGO	W	30-22
10/24/04...	SAN DIEGO	L	6-17
09/07/08...	at San Diego	W	26-24
12/16/12...	at San Diego	W	31-7
12/11/16...	SAN DIEGO	W	28-16
09/27/20...	at Los Angeles	W	21-16
09/15/24...	LOS ANGELES	L	3-26

TEAM-BY-TEAM RESULTS

LOS ANGELES/ST. LOUIS RAMS (12-10)

Home: 6-5...Away: 6-5...

09/17/95...	ST. LOUIS (at Clemson)	L	10-31
11/12/95...	at St. Louis	L	17-28
10/13/96...	ST. LOUIS	W	45-13
11/17/96...	at St. Louis	W	20-10
11/23/97...	at St. Louis	W	16-10
12/20/97...	ST. LOUIS	L	18-30
11/22/98...	at St. Louis	W	24-20
12/20/98...	ST. LOUIS	W	20-13
11/14/99...	at St. Louis	L	10-35
12/05/99...	ST. LOUIS	L	21-34
11/05/00...	at St. Louis (Sunday Night)	W	27-24
12/03/00...	ST. LOUIS	W	16-3
11/11/01...	at St. Louis	L	14-48
12/23/01...	ST. LOUIS	L	32-38
12/12/04...	ST. LOUIS	W	20-7
11/19/06...	ST. LOUIS	W	15-0
09/09/07...	at St. Louis	W	27-13
10/31/10...	at St. Louis	L	10-20
10/20/13...	ST. LOUIS	W	30-15
11/06/16...	at Los Angeles	W	13-10
09/08/19...	LOS ANGELES	L	27-30
10/16/22...	at Los Angeles	L	10-24

Playoffs: 1-0

01/10/04...	at St. Louis	W	20T	29-23
-------------	--------------	---	-----	-------

MIAMI DOLPHINS (2-6)

Home: 1-2...Away: 1-4

11/15/98...	MIAMI	L	9-13
11/04/01...	at Miami	L	6-23
09/25/05...	at Miami	L	24-27
11/19/09...	MIAMI (Thursday Night)	L	17-24
11/24/13...	at Miami	W	20-16
11/13/17...	MIAMI (Monday Night)	W	45-21
11/28/21...	at Miami	L	10-33
10/15/23...	at Miami	L	21-42

MINNESOTA VIKINGS (6-11)

Home: 3-4...Away: 3-7

10/06/96...	at Minnesota	L	12-14
10/12/97...	at Minnesota	L	14-21
11/19/00...	at Minnesota	L	17-31
09/09/01...	at Minnesota	W	24-13
09/22/02...	at Minnesota	W	21-14
10/30/05...	MINNESOTA	W	38-13
09/17/06...	at Minnesota	L	OT 13-16
09/21/08...	at Minnesota	L	10-20
12/20/09...	MINNESOTA (Sunday Night)	W	26-7
10/30/11...	MINNESOTA	L	21-24
10/13/13...	at Minnesota	W	35-10
11/30/14...	at Minnesota	L	13-31
09/25/16...	MINNESOTA	L	10-22
12/10/17...	MINNESOTA	W	31-24
11/29/20...	at Minnesota	L	27-28
10/17/21...	MINNESOTA	L	28-34
10/01/23...	MINNESOTA	L	13-21

NEW ENGLAND PATRIOTS (4-3)

Home: 2-2...Away: 2-1

10/29/95...	at New England	W	OT 20-17
01/06/02...	NEW ENGLAND	L	6-38
09/18/05...	NEW ENGLAND	W	27-17
12/13/09...	at New England	L	10-20
11/18/13...	NEW ENGLAND (Monday Night)	W	24-20
10/01/17...	at New England	W	33-30
11/07/21...	NEW ENGLAND	L	6-24

Playoffs: 0-1

02/01/04...	New England (Super Bowl XXXVIII)	L	29-32
-------------	----------------------------------	---	-------

NEW ORLEANS SAINTS (29-31)

Home: 15-15...Away: 14-16

10/22/95...	NEW ORLEANS	W	20-3
11/26/95...	at New Orleans	L	26-34
09/08/96...	at New Orleans	W	22-20
10/20/96...	NEW ORLEANS	W	19-7
10/19/97...	at New Orleans	W	13-0
11/30/97...	NEW ORLEANS	L	13-16
09/13/98...	at New Orleans	L	14-19
11/01/98...	NEW ORLEANS	W	31-17
09/12/99...	at New Orleans	L	10-19
01/02/00...	NEW ORLEANS	W	45-13
10/15/00...	at New Orleans	L	6-24
11/12/00...	NEW ORLEANS	L	10-20
10/14/01...	NEW ORLEANS	L	25-27
12/02/01...	at New Orleans	L	23-27
11/10/02...	NEW ORLEANS	L	24-34
12/29/02...	at New Orleans	W	10-6
10/05/03...	NEW ORLEANS	W	19-13
10/26/03...	at New Orleans	W	OT 23-20
12/05/04...	at New Orleans	W	32-21
01/02/05...	NEW ORLEANS	L	18-21
09/11/05...	NEW ORLEANS	L	20-23
12/18/05...	at New Orleans (at LSU)	W	27-10
10/01/06...	NEW ORLEANS	W	21-18
12/31/06...	at New Orleans	W	31-21
10/07/07...	at New Orleans	W	16-13
11/25/07...	NEW ORLEANS	L	6-31
10/19/08...	NEW ORLEANS	W	30-7
12/28/08...	at New Orleans	W	33-31
11/08/09...	at New Orleans	L	20-30
01/03/10...	NEW ORLEANS	W	23-10
10/03/10...	at New Orleans	L	14-16
11/07/10...	NEW ORLEANS	L	3-34
10/09/11...	NEW ORLEANS	L	27-30
01/01/12...	at New Orleans	L	17-45
09/16/12...	NEW ORLEANS	W	35-27
12/30/12...	at New Orleans	W	44-38
12/08/13...	at New Orleans (Sunday Night)	L	13-31
12/22/13...	NEW ORLEANS	W	17-13
10/30/14...	NEW ORLEANS (Thursday Night)	L	10-28
12/7/14...	at New Orleans	W	41-10
09/27/15...	NEW ORLEANS	W	27-22
12/06/15...	at New Orleans	W	41-38
10/16/16...	at New Orleans	L	38-41
11/17/16...	NEW ORLEANS (Thursday Night)	W	23-20
09/24/17...	NEW ORLEANS	L	13-34
12/03/17...	at New Orleans	L	21-31
12/17/18...	NEW ORLEANS	L	9-12
12/30/18...	at New Orleans	W	33-14
11/24/19...	at New Orleans	L	31-34
12/29/19...	NEW ORLEANS	L	10-42
10/25/20...	at New Orleans	L	24-27
01/03/21...	NEW ORLEANS	L	7-33
09/19/21...	NEW ORLEANS	W	26-7
01/02/22...	at New Orleans	L	10-18
09/25/22...	NEW ORLEANS	W	22-14
01/08/23...	at New Orleans	W	10-7
09/18/23...	NEW ORLEANS (Monday Night)	L	17-20
12/10/23...	at New Orleans	L	6-28
09/08/24...	at New Orleans	L	10-47
11/03/24...	NEW ORLEANS	W	23-22

Playoffs: 0-1

01/07/18...	at New Orleans	L	26-31
-------------	----------------	---	-------

TEAM-BY-TEAM RESULTS

NEW YORK GIANTS (7-6)

Home: 4-2...Away: 3-4

11/10/96...	NEW YORK GIANTS	W	27-17
12/28/03...	at New York Giants	W	37-24
12/10/06...	NEW YORK GIANTS	L	13-27
12/21/08...	at New York Giants (Sunday Night)	L OT	28-34
12/27/09...	at New York Giants	W	41-9
09/12/10...	at New York Giants	L	18-31
09/20/12...	NEW YORK GIANTS (Thursday Night)	L	7-36
09/22/13...	NEW YORK GIANTS	W	38-0
12/20/15...	at New York Giants	W	38-35
10/07/18...	NEW YORK GIANTS	W	33-31
10/24/21...	at New York Giants	L	3-25
09/18/22...	at New York Giants	L	16-19
11/10/24...	NEW YORK GIANTS (Munich)	W OT	20-17

Playoffs: 1-0

01/08/06...	at New York Giants (playoffs)	W	23-0
-------------	-------------------------------	---	------

NEW YORK JETS (5-3)

Home: 4-1...Away: 1-2

10/15/95...	NEW YORK JETS	W	26-15
11/29/98...	at New York Jets	L	21-48
10/28/01...	NEW YORK JETS	L	12-13
11/13/05...	NEW YORK JETS	W	30-3
11/29/09...	at New York Jets	L	6-17
12/15/13...	NEW YORK JETS	W	30-20
11/26/17...	at New York Jets	W	35-27
09/12/21...	NEW YORK JETS	W	19-14

PHILADELPHIA EAGLES (4-9)

Home: 2-4...Away: 2-5

10/27/96...	at Philadelphia	L	9-20
11/07/99...	PHILADELPHIA	W	33-7
11/30/03...	PHILADELPHIA	L	16-25
10/17/04...	at Philadelphia	L	8-30
12/04/06...	at Philadelphia (Monday Night)	L	24-27
09/13/09...	PHILADELPHIA	L	10-38
11/26/12...	at Philadelphia (Monday Night)	W	30-22
11/10/14...	at Philadelphia (Monday Night)	L	21-45
10/25/15...	PHILADELPHIA (Sunday Night)	W	27-16
10/12/17...	PHILADELPHIA (Thursday Night)	L	23-28
10/21/18...	at Philadelphia	W	21-17
10/10/21...	PHILADELPHIA	L	18-21
12/08/24...	at Philadelphia	L	16-22

Playoffs: 1-0

01/18/04...	at Philadelphia	W	14-3
-------------	-----------------	---	------

PITTSBURGH STEELERS (1-7)

Home: 1-3...Away: 0-4

12/22/96...	PITTSBURGH	W	18-14
12/26/99...	at Pittsburgh	L	20-30
12/15/02...	at Pittsburgh	L	14-30
12/17/06...	PITTSBURGH	L	3-37
12/23/10...	at Pittsburgh (Thursday Night)	L	3-27
09/21/14...	PITTSBURGH (Sunday Night)	L	19-37
11/08/18...	at Pittsburgh	L	21-52
12/18/22...	PITTSBURGH	L	16-24

SAN FRANCISCO 49ERS (13-9)

Home: 6-5...Away: 7-4

11/05/95...	at San Francisco	W	13-7
12/10/95...	SAN FRANCISCO	L	10-31
09/22/96...	SAN FRANCISCO	W	23-7
12/08/96...	at San Francisco	W	30-24
09/29/97...	SAN FRANCISCO (Monday Night)	L	21-34
11/16/97...	at San Francisco	L	19-27
11/08/98...	at San Francisco	L	23-25
12/16/98...	SAN FRANCISCO	L OT	28-31
10/17/99...	at San Francisco	W	31-29
12/18/99...	SAN FRANCISCO	W	41-24
09/10/00...	at San Francisco	W	38-22

10/22/00...	SAN FRANCISCO	W	34-16
10/07/01...	at San Francisco (Sunday Night)	L	14-24
11/18/01...	SAN FRANCISCO	L OT	22-25
11/14/04...	at San Francisco	W	37-27
12/02/07...	SAN FRANCISCO	W	31-14
10/24/10...	SAN FRANCISCO	W	23-20
11/10/13...	at San Francisco	W	10-9
09/18/16...	SAN FRANCISCO	W	46-27
12/10/17...	at San Francisco	W	23-3
10/27/19...	at San Francisco	L	13-51
10/09/22...	SAN FRANCISCO	L	15-37

Playoffs: 0-1

01/12/14...	SAN FRANCISCO	L	10-23
-------------	---------------	---	-------

SEATTLE SEAHAWKS (4-9)

Home: 3-5...Away: 1-4

10/08/00...	SEATTLE	W	26-3
10/31/04...	at Seattle	L	17-23
12/16/07...	SEATTLE	W	13-10
12/05/10...	at Seattle	L	14-31
10/07/12...	SEATTLE	L	12-16
09/08/13...	SEATTLE	L	7-12
10/26/14...	SEATTLE	L	9-13
10/25/16...	at Seattle	W	27-23
12/04/16...	at Seattle (Sunday Night)	L	7-40
11/25/18...	SEATTLE	L	27-30
12/15/19...	SEATTLE	L	24-30
12/11/22...	at Seattle	W	30-24
09/24/23...	at Seattle	L	27-37

Playoffs: 1-2

01/22/06...	at Seattle	L	14-34
01/10/15...	at Seattle	L	17-31
01/17/16...	SEATTLE	W	31-24

TAMPA BAY BUCCANEERS (25-24)

Home: 13-12...Away: 12-12

10/01/95...	TAMPA BAY	L	13-20
12/01/96...	TAMPA BAY	W	24-0
10/18/98...	at Tampa Bay	L	13-16
10/27/02...	TAMPA BAY	L	9-12
11/17/02...	at Tampa Bay	L	10-23
09/14/03...	at Tampa Bay	W OT	12-9
11/09/03...	TAMPA BAY	W	27-24
11/28/04...	TAMPA BAY	W	21-14
12/26/04...	at Tampa Bay	W	37-20
11/06/05...	at Tampa Bay	W	34-14
12/11/05...	TAMPA BAY	L	10-20
09/24/06...	at Tampa Bay	W	26-24
11/13/06...	TAMPA BAY (Monday Night)	W	24-10
09/30/07...	TAMPA BAY	L	7-20
12/30/07...	at Tampa Bay	W	31-23
10/12/08...	at Tampa Bay	L	3-27
12/08/08...	TAMPA BAY (Monday Night)	W	38-23
10/18/09...	at Tampa Bay	W	28-21
12/06/09...	TAMPA BAY	W	16-6
09/19/10...	at TAMPA BAY	L	7-20
11/14/10...	at Tampa Bay	L	16-31
12/04/11...	at Tampa Bay	W	38-19
12/24/11...	TAMPA BAY	W	48-16
09/09/12...	at Tampa Bay	L	10-16
11/18/12...	TAMPA BAY	L OT	21-27
10/24/13...	at Tampa Bay (Thursday Night)	W	31-13
12/1/13...	TAMPA BAY	W	27-6
09/07/14...	at Tampa Bay	W	20-14
12/14/14...	TAMPA BAY	W	19-17
10/04/16...	at Tampa Bay	W	37-23
01/03/16...	TAMPA BAY	W	38-10
10/10/16...	TAMPA BAY (Monday Night)	L	14-17
01/01/17...	at Tampa Bay	L	16-17
10/29/17...	at Tampa Bay	W	17-3
12/24/17...	TAMPA BAY	W	22-19

TEAM-BY-TEAM RESULTS

11/04/18...	TAMPA BAY	W	42-28
12/02/18...	at Tampa Bay	L	17-24
09/12/19...	TAMPA BAY (Thursday Night)	L	14-20
10/13/19...	at Tampa Bay (London)	W	37-26
09/20/20...	at Tampa Bay	L	17-31
11/15/20...	TAMPA BAY	L	23-46
12/26/21...	TAMPA BAY	L	6-32
01/09/22...	at Tampa Bay	L	17-41
10/23/22...	TAMPA BAY	W	21-3
01/01/23...	at Tampa Bay	L	24-30
12/03/23...	at Tampa Bay	L	18-21
01/07/24...	TAMPA BAY	W	0-9
12/01/24...	TAMPA BAY	L .OT	23-26
12/29/24...	at Tampa Bay	L	14-48

TENNESSEE TITANS (3-4)

Home: 1-2...Away: 2-2

11/24/96...	at Houston	W	31-6
10/19/03...	TENNESSEE	L	17-37
11/04/07...	at Tennessee	L	7-20
11/13/11...	TENNESSEE	L	3-30
11/15/15...	at Tennessee	W	27-10
11/03/19...	TENNESSEE	W	30-20
11/26/23...	at Tennessee	L	10-17

WASHINGTON COMMANDERS (7-11)

Home: 4-4...Away: 3-7

12/24/95...	at Washington	L	17-20
08/31/97...	WASHINGTON	L	10-24
12/13/98...	WASHINGTON	L	25-28
10/03/99...	at Washington	L	36-38
09/03/00...	at Washington	L	17-20
10/21/01...	at Washington	L .OT	14-17
11/16/03...	WASHINGTON	W	20-17
11/26/06...	at Washington	L	13-17
10/11/09...	WASHINGTON	W	20-17
10/23/11...	WASHINGTON	W	33-20
11/04/12...	at Washington	W	21-13
11/22/15...	WASHINGTON	W	44-16
12/19/16...	at Washington (Monday Night)	W	26-15
10/14/18...	at Washington	L	17-23
12/01/19...	WASHINGTON	L	21-29
12/27/20...	at Washington	W	20-13
11/21/21...	WASHINGTON	L	21-27
10/20/24...	at Washington	L	7-40

OVERTIME RESULTS

Location	Won	Lost	Tie	Won Toss	Lost Toss
Home	3	6	0	2	7
Away	6	7	1	9	5
Totals	9	13	1	11	12

Jan. 5, 2025 - Carolina 44 at Atlanta 38: Panthers win toss. Panthers drive 70 yards down the field. Running back Miles Sanders scores on a one-yard rush with 3:18 remaining. Quarterback Bryce Young went 5-for-5 on in overtime for 56 yards while Sanders rushed five times for 14 yards. Marked the Panthers third overtime victory of the season, tying a franchise record (three in 2003).

Dec. 22, 2024 - Carolina 36 vs. Arizona 30: Panthers win toss. Panthers punt on first possession of overtime. Cornerback Mike Jackson records two passes defended on first two plays of Cardinals drive. A few plays later, outside linebacker D.J. Wonnum comes up with a clutch sack on third-and-10 to force an Arizona punt. On the first play of the drive, running back Chuba Hubbard rushes 28 yards, his longest rush of the day. Hubbard scores on a 21-yard rush on the very next play, his first-career touchdown in overtime.

Dec. 1, 2024 - Carolina 23 vs. Tampa Bay 26: Buccaneers win toss. Buccaneers drive to the Panthers 37 yard line. Tampa Bay kicker Chase McLaughlin misses a 55-yard field goal wide left. Running back Chuba Hubbard fumbles on ensuing Panthers possession, Tampa Bay takes over at their own 29. McLaughlin hits a 30-yard field goal to win the game.

Nov. 10, 2024 - Carolina 20 vs. NY Giants 17: Giants win toss. Giants running back Tryone Tracy fumbles on the first play of overtime. Fumble was forced by defensive end A'Shawn Robinson and recovered by linebacker Josey Jewell. Panthers take over at the Giants 23 yard line and kicker Eddy Pineiro drills a 36-yarder four plays later to cap their trip to Munich. This marked the Panthers first overtime win since 2015 (Week 8 vs. Ind).

Oct. 30, 2022 - Carolina 34 vs. Atlanta 37: Falcons win toss. Panthers cornerback CJ Henderson intercepts a Marcus Mariota second down pass, and returns it for 54 yards down to the Atlanta 20-yard line. Following a missed 32-yard field goal attempt by Panthers kicker Eddy Pineiro, the Falcons traveled 55 yards on seven plays leading to the game-winning 41-yard field goal by Younghoe Koo with two minutes left in the overtime period.

Oct. 17, 2021 - Carolina 28 vs. Minnesota 34: Vikings win toss. The Vikings drive 75 yards in nine plays as Kirk Cousins completes a 27-yard touchdown pass to K.J. Osborn on 2-and-13 for the win with 5:48 remaining.

Nov. 2, 2015 - Carolina 29 vs. Indianapolis 26: Colts win toss. Indianapolis kicker Adam Vinatieri converts a 50-yard field goal on the first possession of overtime, but the Panthers responded with a 42-yard field goal by kicker Graham Gano to tie it on the following drive. On the Colts subsequent drive, Roman Harper tips a pass over the middle and linebacker Luke Kuechly secures it at the Indy 39. The offense picks up 5 yards on third down and Gano makes 52-yard kick for his first "walk-off win" in his 45 games with the Panthers to secure the first home overtime victory in franchise history.

Oct. 12, 2014 - Carolina 37 at Cincinnati 37: Bengals win toss. The Bengals are forced to kick a 42-yard field goal following a sack by defensive end Charles Johnson on third-and-seven. The Panthers made their way into scoring position and kicker Graham Gano connected on a 36-yard field goal to tie the game with 2:19 left in overtime. Bengals kicker Mike Nugent misses a 36-yard field goal as time expired, marking just the second time since the league adopted new overtime rules in 2012 that a game has ended in a tie when both teams scored in overtime.

Nov. 18, 2012 - Carolina 21 vs. Tampa Bay 27: Buccaneers win toss. The Buccaneers drive 80 yards in eight plays as Josh Freeman completes a 15-yard touchdown pass to Vincent Jackson for the win. Running back Doug Martin rushes five times for 48 yards on the drive.

Dec. 21, 2008 - Carolina 28 at New York Giants 34: Giants win toss. The Giants are forced to punt. The Panthers are forced to punt. Giants running back Brandon Jacobs scores on a 2-yard run with 9:57 remaining following a 51-yard Derrick Ward run to the Panthers' 36, setting up the game winning touchdown.

Sept. 17, 2006 - Carolina 13 at Minnesota 16: Panthers win toss. The Panthers are forced to punt. Minnesota kicker Ryan Longwell converts a 19-yard field goal with 7:28 remaining following a 10-play 78-yard drive.

Dec. 18, 2004 - Carolina 31 at Atlanta 34: Panthers win toss. Aaron Beasley intercepts a Jake Delhomme pass and returns it 30 yards. Jay Feely kicks a 38-yard field goal with 12:35 remaining.

Jan. 10, 2004 - Carolina 29 at St. Louis 23 (2OT), NFC Divisional Playoffs: Panthers win toss. Scoreless first overtime ends after John Kasay misses a 45-yard field goal and Rams kicker Jeff Wilkins is short on a 53-yard attempt. A Ricky Manning interception sets up a 69-yard touchdown pass from Jake Delhomme to Steve Smith on the first play of the second overtime period with 14:50 remaining. At 1:15:10, the game ranks as the fifth-longest in NFL history.

Dec. 7, 2003 - Carolina 14 at Atlanta 20: Panthers win toss. Kevin Mathis intercepts a Jake Delhomme pass and returns it 32 yards for a touchdown with 13:31 remaining.

Oct. 26, 2003 - Carolina 23 at New Orleans 20: Saints win toss. On a key fourth down play, Julius Peppers upends Deuce McAllister in the backfield short of the first down and causes a fumble that is recovered by Kris Jenkins. Stephen Davis' 34-yard run sets up a John Kasay 31-yard field goal with 10:24 remaining.

OVERTIME RESULTS

Oct. 12, 2003 – Carolina 23 at Indianapolis 20: Panthers win toss. John Kasay kicks a 47-yard field goal with 9:21 remaining following a 10-play 43-yard drive where DeShaun Foster gained 26 yards on the ground.

Sept. 14, 2003 – Carolina 12 at Tampa Bay 9: Panthers win toss. Panthers are forced to punt. Defense stops the Buccaneers at the Carolina 42-yard line and Steve Smith returns the punt 52 yards. John Kasay kicks a 47-yard field goal with 3:28 remaining.

Nov. 18, 2001 – Carolina 22 vs. San Francisco 25: 49ers win toss. Jose Cortez kicks a 26-yard field goal with 10:26 remaining.

Oct. 21, 2001 – Carolina 14 at Washington 17: Redskins win toss. Tony Banks completes a 47-yard pass to Rod Gardner to set up a Brett Conway 23-yard field goal conversion with 13:13 remaining.

Oct. 1, 2000 – Carolina 13 vs. Dallas 16: Cowboys win toss. Troy Aikman drives Dallas 68 yards in seven plays, and Tim Seder caps off the drive with a 24-yard field goal with 11:08 remaining.

Dec. 6, 1998 – Carolina 28 vs. San Francisco 31: Panthers win toss. A Carolina fumble is recovered by the 49ers at the Panthers 38-yard line. Wade Richey kicks a 23-yard field goal with 10:44 remaining.

Oct. 29, 1995 – Carolina 20 at New England 17: Panthers win toss. Both the Panthers and the Patriots are forced to punt before John Kasay converts a 29-yard field goal with 7:52 remaining for Carolina's first overtime win in team history.

Sept. 3, 1995 – Carolina 20 at Atlanta 23: Panthers win toss. In the Panthers inaugural regular season contest, the Falcons recover a Carolina fumble on the Panthers 42-yard line after Frank Reich is sacked. Morten Andersen kicks a 35-yard field goal with 8:43 remaining.

ALL-TIME WIN-LOSS RESULTS

1995-2001

General Records:	1995	1996	1997	1998	1999	2000	2001
Overall Record	7-9	12-4	7-9	4-12	8-8	7-9	1-15
Home	5-3	8-0	2-6	2-6	5-3	5-3	0-8
Away	2-6	4-4	5-3	2-6	3-5	2-6	1-7
Panthers win coin toss	3-4	8-3	4-5	2-3	4-5	4-4	1-6
Panthers lose coin toss	4-5	4-1	3-4	2-9	4-3	3-5	0-9
Scoring first	3-4	10-0	4-1	3-4	7-4	6-4	1-7
Opponent scores first	4-5	2-4	3-8	1-8	1-4	1-5	0-8
Leading at halftime	3-1	6-0	6-0	2-3	7-1	5-3	1-5
Tied at halftime	2-2	-	0-1	0-3	0-1	0-2	0-1
Trailing at halftime	2-6	6-4	1-8	2-6	1-6	2-4	0-9
Leading after three quarters	5-0	11-0	6-0	3-2	8-1	5-2	1-3
Tied after three quarters	1-1	-	0-1	0-1	-	0-1	-
Trailing after three quarters	1-8	1-4	1-8	1-10	0-7	2-5	0-12
In overtime	1-1	-	-	0-1	-	0-1	0-2
Outcomes of 7 points or less	4-6	3-1	2-2	2-9	3-3	1-5	0-8
Outcomes of 3 points or less	1-2	1-1	1-1	0-3	2-2	1-4	0-6
Ind. Panthers 100-yd rusher	1-1	4-1	3-3	2-2	1-1	2-0	0-2
Ind. Panthers 100-yd receiver	1-5	1-2	2-3	1-6	5-5	3-2	0-2
Ind. Panthers 300-yd passer	1-1	1-0	0-1	0-1	4-1	3-0	0-1
Panthers out-gain opposition	4-5	7-1	6-3	1-2	7-5	3-1	0-2
Panthers out-rush opposition	5-0	8-1	5-1	3-0	3-2	3-0	0-3
Panthers out-pass opposition	4-3	6-2	4-4	1-5	5-5	3-3	0-5
Opponent ind. 100-yd rusher	0-1	2-2	0-5	0-5	2-3	0-4	0-6
Opponent ind. 100-yd receiver	2-5	3-1	2-2	1-5	2-3	2-1	0-6
Opponent ind. 300-yd passer	2-1	1-1	1-0	1-1	3-2	2-1	0-4
Turnovers:							
Positive	3-3	8-0	3-0	3-3	4-0	5-2	1-6
Even	4-1	3-1	4-1	1-0	1-4	0-4	0-2
Negative	0-5	1-3	0-8	0-9	3-4	2-3	0-7
Surface:							
On grass	7-5	9-1	3-8	2-8	8-4	6-6	0-11
On artificial turf	0-4	3-3	4-1	2-4	0-4	1-3	1-4
Outdoors	7-6	9-2	4-8	2-10	8-5	6-6	0-12
Indoors	0-3	3-2	3-1	2-2	0-3	1-3	1-3
By Month:							
August	-	-	0-1	-	-	-	-
September	0-3	3-1	2-2	0-3	1-2	1-2	1-2
October	3-2	2-2	2-1	0-4	1-3	2-3	0-4
November	2-2	3-1	2-3	2-3	3-1	2-2	0-4
December	2-2	4-0	1-2	2-2	2-2	2-2	0-4
January	-	-	-	-	1-0	-	0-1
February	-	-	-	-	-	-	-
By Conference/Division:							
AFC Opponents	3-1	3-1	2-2	1-3	2-2	2-2	0-4
AFC East	3-1	-	-	1-3	-	-	0-4
AFC Central	-	3-1	-	-	2-2	-	-
AFC North	-	-	-	-	-	-	-
AFC South	-	-	-	-	-	-	-
AFC West	-	-	2-2	-	-	2-2	-
NFC Opponents	4-8	9-3	5-7	3-9	6-6	5-7	1-11
NFC East	1-1	1-1	1-1	0-2	1-1	0-2	0-2
NFC Central	0-2	1-1	0-2	0-2	1-1	1-1	1-1
NFC North	-	-	-	-	-	-	-
NFC South	-	-	-	-	-	-	-
NFC West	3-5	7-1	4-4	3-5	4-4	4-4	0-8
Jersey Color:							
White Jerseys	5-6	8-3	5-6	2-5	5-6	4-6	1-7
Black Jerseys	2-3	4-1	2-3	2-7	3-2	3-3	0-8
Blue Jerseys	-	-	-	-	-	-	-
Time Of Game:							
Day	7-8	11-4	5-7	4-11	7-8	5-9	1-14
Night	0-1	1-0	2-2	0-1	1-0	2-0	0-1
On Monday Night Football	-	-	1-1	-	-	1-0	-

ALL-TIME WIN-LOSS RESULTS

2002-2008

General Records:	2002	2003	2004	2005	2006	2007	2008
Overall Record	7-9	11-5	7-9	11-5	8-8	7-9	12-4
Home	4-4	6-2	3-5	5-3	4-4	2-6	8-0
Away	3-5	5-3	4-4	6-2	4-4	5-3	4-4
Panthers win coin toss	3-4	2-4	1-3	5-2	2-2	4-4	6-2
Panthers lose coin toss	4-5	9-1	6-6	6-3	6-6	3-5	6-2
Scoring first	1-2	10-2	5-2	9-1	4-5	6-3	8-1
Opponent scores first	6-7	1-3	2-7	2-4	4-3	1-6	4-3
Leading at halftime	5-2	6-1	4-1	8-1	6-5	2-1	10-1
Tied at halftime	0-2	1-2	1-1	1-0	1-0	3-0	0-1
Trailing at halftime	2-5	4-2	2-7	2-4	1-3	2-8	2-2
Leading after three quarters	6-3	8-2	5-1	8-0	8-4	4-0	9-1
Tied after three quarters	1-0	-	1-0	1-0	0-0	1-1	2-0
Trailing after three quarters	0-6	3-3	1-8	2-5	0-4	2-8	1-3
In overtime	-	3-1	0-1	0-0	0-1	0-0	0-1
Outcomes of 7 points or less	4-4	9-3	1-5	4-3	4-4	1-2	4-1
Outcomes of 3 points or less	1-4	7-0	0-4	2-2	3-3	2-0	3-0
Ind. Panthers 100-yd rusher	2-0	5-2	6-0	2-0	4-0	3-0	6-2
Ind. Panthers 100-yd receiver	2-2	4-1	4-4	5-5	3-4	2-3	7-2
Ind. Panthers 300-yd passer	2-1	1-1	1-3	1-0	1-1	0-1	0-0
Panthers out-gain opposition	5-2	5-3	5-5	8-2	7-2	4-1	7-1
Panthers out-rush opposition	5-3	9-3	6-2	10-1	7-1	5-3	9-1
Panthers out-pass opposition	5-2	6-3	3-6	6-4	4-4	3-2	4-3
Opponent ind. 100-yd rusher	1-0	3-1	0-5	0-3	0-6	0-4	0-3
Opponent ind. 100-yd receiver	1-4	3-0	4-1	3-0	2-3	2-2	2-1
Opponent ind. 300-yd passer	-	1-0	3-0	2-0	1-1	1-0	3-0
Turnovers:							
Positive	5-1	3-1	6-3	7-1	5-0	5-1	8-1
Even	1-0	3-0	1-2	4-1	1-1	1-1	2-1
Negative	1-8	5-4	0-4	0-4	2-7	1-7	2-2
Surface:							
On grass	5-7	9-3	6-7	8-5	5-6	4-9	11-1
On artificial turf	2-2	2-2	1-2	3-0	3-2	3-0	1-3
Outdoors	5-8	9-4	6-8	9-5	6-7	3-9	11-2
Indoors	2-1	2-1	1-1	2-0	2-1	4-0	1-2
By Month:							
August	-	-	-	-	-	-	-
September	3-1	3-0	1-1	1-2	1-2	2-2	3-1
October	0-4	3-1	0-5	4-0	3-2	2-1	3-1
November	0-3	2-3	3-1	3-1	2-1	0-4	3-1
December	4-1	3-1	3-1	2-2	2-3	3-2	3-1
January	-	-	0-1	1-0	-	-	-
February	-	0-1	-	-	-	-	-
By Conference/Division:							
AFC Opponents	3-1	2-2	1-3	3-1	2-2	0-4	4-0
AFC East	-	-	-	3-1	-	-	-
AFC Central	-	-	-	-	-	-	-
AFC North	3-1	-	-	-	2-2	-	-
AFC South	-	2-2	-	-	-	0-4	-
AFC West	-	-	1-3	-	-	-	4-0
NFC Opponents	4-8	9-3	6-6	8-4	6-6	7-5	8-4
NFC East	0-1	2-2	0-1	0-1	0-4	0-1	0-1
NFC Central	-	-	-	-	-	-	-
NFC North	3-1	1-0	0-1	3-1	0-1	0-1	3-1
NFC South	1-5	5-1	3-3	4-2	5-1	3-3	4-2
NFC West	0-1	1-0	3-1	1-0	1-0	4-0	1-0
Jersey Color:							
White Jerseys	5-5	7-2	4-5	5-3	5-4	5-4	6-3
Black Jerseys	2-3	3-2	2-3	5-1	1-4	2-3	5-0
Blue Jerseys	0-1	1-1	1-1	1-1	2-0	0-2	1-1
Time Of Game:							
Day	7-9	11-4	7-7	10-5	7-6	7-8	11-3
Night	-	0-1	0-2	1-0	1-2	0-1	1-1
On Monday Night Football	-	-	0-1	1-0	1-1	-	1-0



ALL-TIME WIN-LOSS RESULTS

2009-2015

General Records:	2009	2010	2011	2012	2013	2014	2015
Overall Record	8-8	2-14	6-10	7-9	12-4	7-8-1	15-1
Home	5-3	2-6	3-5	3-5	7-1	4-4	8-0
Away	3-5	0-8	3-5	4-4	5-3	3-4-1	7-1
Panthers win coin toss	6-4	1-9	4-3	3-0	8-2	3-4	9-0
Panthers lose coin toss	2-4	1-5	2-7	4-9	4-2	4-4-1	6-1
Scoring first	5-6	1-4	6-4	4-2	8-2	7-3-1	10-1
Opponent scores first	3-2	1-10	0-6	3-7	4-2	0-5	5-0
Leading at halftime	5-3	1-1	4-4	5-3	10-3	5-1	12-0
Tied at halftime	1-0	1-0	1-1	0-0	0-0	0-0	1-1
Trailing at halftime	2-5	0-13	1-5	2-6	2-1	2-7-1	2-0
Leading after three quarters	6-0	1-1	5-3	6-2	10-1	6-0-1	14-0
Tied after three quarters	0-1	1-0	0-1	0-0	0-1	0-1	0-0
Trailing after three quarters	2-7	0-13	1-6	1-7	2-2	1-7	1-1
In overtime	0-0	0-0	0-0	0-1	0-0	0-0-1	1-0
Outcomes of 7 points or less	2-1	2-2	1-7	1-7	5-2	4-2-1	6-1
Outcomes of 3 points or less	1-0	1-2	0-3	0-2	2-1	1-1-1	2-0
Ind. Panthers 100-yd rusher	6-2	1-3	0-1	2-0	1-0	2-0-1	3-0
Ind. Panthers 100-yd receiver	1-1	1-0	2-5	2-4	1-0	1-4	5-0
Ind. Panthers 300-yd passer	0-1	1-0	0-3	1-2	0-1	0-1	3-0
Panthers out-gain opposition	6-3	2-1	5-6	5-4	7-1	5-2	12-0
Panthers out-rush opposition	8-3	1-4	5-3	5-4	9-3	5-4	14-1
Panthers out-pass opposition	3-4	1-1	2-5	4-4	6-1	4-3	9-0
Opponent ind. 100-yd rusher	1-2	1-3	2-5	1-3	0-1	0-2-1	2-0
Opponent ind. 100-yd receiver	1-2	1-1	1-5	3-3	1-2	2-3-1	3-1
Opponent ind. 300-yd passer	1-2	0-2	0-6	2-2	1-2	0-2-1	3-1
Turnovers:							
Positive	6-1	1-5	6-0	4-3	8-1	6-0-1	11-0
Even	0-1	0-2	0-3	2-3	3-1	0-2	1-1
Negative	2-6	1-7	0-7	1-3	1-2	1-6	3-0
Surface:							
On grass	7-4	2-9	5-7	6-8	10-2	5-5	11-0
On artificial turf	1-4	0-5	1-3	1-1	2-2	2-3-1	4-1
Outdoors	7-5	2-11	4-6	6-8	10-2	5-8-1	13-0
Indoors	1-3	0-3	2-4	1-1	2-2	2-0	2-1
By Month:							
August	-	-	-	-	-	-	-
September	0-3	0-3	1-2	1-3	1-2	2-2	3-0
October	2-1	1-3	1-4	0-3	3-1	1-3-1	3-0
November	2-3	0-4	1-2	2-2	4-0	0-3	5-0
December	3-1	1-3	3-1	4-1	4-1	4-0	3-1
January	1-0	0-1	0-1	0-0	0-0	0-0	1-0
February	-	-	-	-	-	-	0-1
By Conference/Division:							
AFC Opponents	0-4	0-4	3-1	2-2	3-1	1-2-1	4-0
AFC East	0-4	-	-	-	3-1	0-0	0-0
AFC Central	-	-	-	-	-	-	-
AFC North	-	0-4	-	-	-	1-2-1	0-0
AFC South	-	-	3-1	-	-	0-0	4-0
AFC West	-	-	-	2-2	-	0-0	0-0
NFC Opponents	8-4	2-10	3-9	5-7	9-3	6-6	11-1
NFC East	2-2	0-1	1-0	2-2	1-0	0-1	4-0
NFC Central	-	-	-	-	-	-	-
NFC North	1-0	0-1	0-4	0-1	1-0	2-2	1-0
NFC South	4-2	0-6	2-4	3-3	5-1	4-2	5-1
NFC West	1-0	2-2	0-1	0-1	2-2	0-1	1-0
Jersey Color:							
White Jerseys	3-5	0-10	4-7	5-5	5-3	4-4-1	6-1
Black Jerseys	4-2	1-3	1-2	2-2	4-1	2-3	6-0
Blue Jerseys	1-1	1-1	1-1	0-2	3-0	1-1	3-0
Time Of Game:							
Day	7-6	2-13	6-10	6-8	10-3	7-5-1	13-1
Night	1-2	0-1	-	1-1	2-1	0-3	2-0
On Monday Night Football	0-1	-	-	1-0	1-0	0-1	1-0

ALL-TIME WIN-LOSS RESULTS

2016-2022

General Records:	2016	2017	2018	2019	2020	2021	2022
Overall Record	6-10	11-5	7-9	5-11	5-11	5-12	7-10
Home	4-4	6-2	5-3	2-6	2-6	2-6	5-4
Away	2-6	5-3	2-6	3-5	3-5	3-6	2-6
Panthers win coin toss	3-5	8-2	5-2	0-4	2-6	2-6	3-4
Panthers lose coin toss	3-5	3-3	2-7	5-7	3-5	3-6	4-6
Scoring first	5-3	8-1	3-7	4-2	4-4	4-9	6-4
Opponent scores first	1-7	3-4	4-2	1-9	1-7	1-3	1-6
Leading at halftime	6-4	10-0	6-2	5-1	5-1	4-3	7-2
Tied at halftime	0-0	0-2	0-2	0-0	0-10	0-1	0-1
Trailing at halftime	0-6	1-3	1-5	0-10	0-1	1-8	1-6
Leading after three quarters	6-3	10-0	6-3	4-0	5-1	5-1	6-1
Tied after three quarters	0-2	0-0	0-0	1-0	0-9	0-0	1-3
Trailing after three quarters	0-5	1-5	1-6	0-11	0-1	0-11	0-6
In overtime	0-0	0-0	0-0	0-0	0-0	0-1	0-1
Outcomes of 7 points or less	2-6	7-1	2-7	2-3	3-8	2-3	2-4
Outcomes of 3 points or less	2-6	4-0	1-3	0-2	0-3	0-1	1-3
Ind. Panthers 100-yd rusher	2-0	2-0	1-3	3-3	0-0	0-1	5-2
Ind. Panthers 100-yd receiver	1-2	3-1	0-3	1-6	3-5	1-2	1-3
Ind. Panthers 300-yd passer	2-1	2-0	0-3	0-3	1-2	2-1	0-2
Panthers out-gain opposition	3-5	6-1	5-6	2-3	3-6	5-1	5-2
Panthers out-rush opposition	4-7	10-0	6-2	4-2	2-5	5-4	7-3
Panthers out-pass opposition	1-5	5-1	4-6	2-4	3-4	4-4	1-3
Opponent ind. 100-yd rusher	0-2	0-0	1-2	1-4	1-4	0-2	1-3
Opponent ind. 100-yd receiver	1-3	5-0	3-3	2-4	2-3	1-5	2-2
Opponent ind. 300-yd passer	2-3	4-1	3-2	3-3	1-3	0-2	2-1
Turnovers:							
Positive	5-1	7-0	6-1	4-1	3-4	2-0	5-1
Even	0-1	2-1	1-2	0-0	1-3	3-1	1-3
Negative	1-8	2-4	0-6	1-10	1-4	0-11	1-6
Surface:							
On grass	6-7	8-2	6-7	3-8	3-9	1-2	0-2
On artificial turf	0-3	3-3	1-2	2-3	2-2	4-10	7-8
Outdoors	6-8	10-3	6-7	3-8	3-9	3-10	6-9
Indoors	0-2	1-2	1-2	2-3	2-2	2-2	1-1
By Month:							
August	-	-	-	-	-	-	-
September	1-2	2-1	2-1	2-2	1-2	3-0	1-2
October	1-3	3-2	3-1	2-1	2-3	1-4	1-5
November	2-2	3-0	1-3	1-3	1-3	1-3	2-2
December	2-2	3-2	1-4	0-5	1-2	0-3	2-1
January	0-1	0-0	0-0	0-0	0-1	0-2	1-1
February	-	-	-	-	-	-	-
By Conference/Division:							
AFC Opponents	1-3	4-0	2-2	3-1	1-3	2-3	1-4
AFC East	-	4-0	-	-	-	1-3	-
AFC Central	-	-	-	-	-	-	-
AFC North	-	-	2-2	-	-	-	0-4
AFC South	-	-	-	3-1	-	1-0	-
AFC West	1-3	-	-	-	1-3	-	1-0
NFC Opponents	5-7	7-5	5-7	2-8	4-8	3-9	6-6
NFC East	1-0	0-1	3-1	0-1	1-0	0-4	0-1
NFC Central	-	-	-	-	-	-	-
NFC North	0-1	3-1	0-1	0-1	1-3	0-1	1-0
NFC South	1-5	3-3	2-4	1-5	1-5	2-4	4-2
NFC West	3-1	1-0	0-1	1-3	1-0	1-0	1-3
Jersey Color:							
White Jerseys	2-6	5-4	5-4	3-5	3-5	5-3	4-8
Black Jerseys	2-3	5-0	1-5	1-5	1-3	0-7	3-1
Blue Jerseys	2-1	1-1	1-0	1-1	1-3	0-2	0-1
Time Of Game:							
Day	4-7	10-4	7-7	5-10	5-10	4-12	6-10
Night	2-3	1-1	0-2	0-1	0-1	1-0	1-0
On Monday Night Football	1-1	1-0	0-0	0-0	1-1	1-0	0-0



ALL-TIME WIN-LOSS RESULTS

2023-2024

General Records:	2023	2024	TOTAL	PLAYOFFS
Overall Record	2-15	5-12	219-264-1	9-8
Home	2-6	3-6	122-120	5-2
Away	0-9	2-6	97-144-1	4-6
Panthers win coin toss	2-11	3-6	111-119	5-8
Panthers lose coin toss	0-4	2-6	108-145-1	4-0
Scoring first	1-5	3-4	156-101-1	7-2
Opponent scores first	1-10	2-8	63-164	2-6
Leading at halftime	0-3	3-1	159-57	8-0
Tied at halftime	0-1	-	13-35	-
Trailing at halftime	2-11	2-11	48-172-1	1-8
Leading after three quarters	0-0	5-2	182-37-1	9-0
Tied after three quarters	0-1	-	10-24	-
Trailing after three quarters	2-14	0-10	27-203	0-8
In overtime	0-0	3-1	8-13-1	1-0
Outcomes of 7 points or less	0-1	4-3	87-114-1	2-3
Outcomes of 3 points or less	2-4	2-2	43-65-1	0-1
Ind. Panthers 100-yd rusher	0-1	3-1	72-31-1	5-0
Ind. Panthers 100-yd receiver	0-3	2-2	65-87	4-3
Ind. Panthers 300-yd passer	0-2	1-0	28-34	2-2
Panthers out-gain opposition	1-4	2-2	143-82	6-4
Panthers out-rush opposition	1-7	3-1	167-74	9-3
Panthers out-pass opposition	2-7	1-3	106-107	5-2
Opponent ind. 100-yd rusher	0-4	4-6	23-91-1	0-1
Opponent ind. 100-yd receiver	0-3	1-3	58-77-1	2-6
Opponent ind. 300-yd passer	0-0	1-2	44-45-1	2-2
Turnovers:				
Positive	2-2	4-2	146-44-1	7-1
Even	0-5	0-4	40-52	1-1
Negative	0-8	1-6	33-169	1-6
Surface:				
On grass	0-4	2-5	158-162	7-5
On artificial turf	2-11	3-7	61-102-1	2-3
Outdoors	2-12	3-11	174-209-1	8-6
Indoors	0-3	2-1	45-55	1-2
By Month:				
August	-	-	0-1	-
September	0-3	1-3	43-55	-
October	1-3	0-4	50-74-1	-
November	0-4	2-1	54-65	-
December	1-4	1-4	66-60	-
January	0-1	1-0	6-10	9-6
February	-	-	-	0-2
By Conference/Division:				
AFC Opponents	1-4	1-4	55-66-1	0-2
AFC East	0-1	-	15-18	0-1
AFC Central	-	-	5-3	-
AFC North	-	0-1	8-16-1	-
AFC South	1-3	-	14-11	-
AFC West	-	1-3	15-18	0-1
NFC Opponents	1-11	4-8	162-196	9-6
NFC East	0-1	1-3	22-39	4-0
NFC Central	-	-	4-10	0-1
NFC North	0-4	0-1	20-27	1-0
NFC South	1-5	2-4	65-73	0-1
NFC West	0-1	1-0	51-49	4-4
Jersey Color:				
White Jerseys	0-8	2-9	122-152-1	9-6
Black Jerseys	2-5	2-2	73-87	0-2
Blue Jerseys	0-2	1-1	23-25	-
Time Of Game:				
Day	2-13	5-12	209-234-1	6-3
Night	0-2	-	20-30	3-5
On Monday Night Football	0-1	-	10-8	-

CAREER LEADERS

GAMES PLAYED (min. 70)

Player	Years	G
Jansen, JJ	2009-24	260
Kasay, John	1995-10	221
Smith Sr., Steve	2001-13	182
Davis Sr., Thomas	2005-18	176
Gross, Jordan	2003-13	167
Muhammad, Muhsin	1996-09	155
Peppers, Julius	2002-18	154
Hoover, Brad	2000-09	152
Kalil, Ryan	2007-18	148
Minter, Mike	1997-06	148
Johnson, Charles	2007-17	143
Rucker, Mike	1999-07	139
Newton, Cam	2011-19; 21	133
Stewart, Jonathan	2008-17	131
Moton, Taylor	2017-24	129
Kyle, Jason	2001-08	128
Mangum, Kris	1997-2006	126
Olsen, Greg	2011-19	126
Jones, Colin	2012-19	124
Gamble, Chris	2004-12	123
Thompson, Shaq	2015-24	123
Kuechly, Luke	2012-19	118
Williams, DeAngelo	2006-14	117
Wharton, Travelle	2004-13	115
Baker, Jason	2005-11	112
Addison, Mario	2012-19	111
Munnerlyn, Captain	2009-18	107
Goings, Nick	2001-08	105
Hankton, Karl	2000-06	104
Short, Kawann	2013-20	99
Thomas, Ian	2018-24	99

Player	Years	G
Gano, Graham	2012-18	98
Walls, Wesley	1996-2002	98
Anderson, James	2006-12	94
Delhomme, Jake	2003-09	91
Garcia, Frank	1995-2000	91
Wesley, Dante	2002-09	91
Hangartner, Geoff	2005-13	90
Jenkins, Kris	2001-07	85
Turner, Trai	2014-19	84
Horton, Wes	2013-19	83
Godfrey, Charles	2008-14	82
Burns, Brian	2019-23	80
Jackson, Donte	2018-23	80
Moore, DJ	2018-22	80
Marshall, Richard	2006-10	80
Wallace, Al	2002-06	80
Davis, Eric	1996-2000	78
Mitchell, Jeff	2001-05	78
Richardson, Damien	1998-2002	77
Bates, Michael	1996-2000	76
King, Jeff	2006-10	76
Lotulelei, Star	2013-17	76
Moorehead, Kindal	2003-07	75
Boston, Tre	2014-20	74
Beason, Jon	2007-13	72
Love, Kyle	2015-19	72
Tolbert, Mike	2012-16	72
Buckner, Brentson	2001-05	71
Johnson, Anthony	1995-99	71
Haynes Sr., Marquis	2018-24	71

GAMES STARTED (min. 51)

Player	Years	GS
Gross, Jordan	2003-13	167
Smith, Steve	2001-13	161
Davis, Thomas	2005-18	158
Kalil, Ryan	2007-18	145
Muhammad, Muhsin	1996-2004; 08-09	141
Minter, Mike	1997-2006	141
Peppers, Julius	2002-09; 17-18	133
Newton, Cam	2011-19; 21	129
Olsen, Greg	2011-19	123
Kuechly, Luke	2012-19	118
Gamble, Chris	2004-12	117
Johnson, Charles	2007-17	114
Moton, Taylor	2017-24	113
Thompson, Shaq	2015-24	112
Wharton, Travelle	2004-11; 13	111
Rucker, Mike	1999-2007	106
Walls, Wesley	1996-2002	96
Hoover, Brad	2000-09	93
Delhomme, Jake	2003-09	90
Garcia, Frank	1995-2000	84
Williams, DeAngelo	2006-14	82
Turner, Trai	2014-19	80
Jenkins, Kris	2001-07	79
Davis, Eric	1996-2000	78
Mitchell, Jeff	2001-05	78
Jackson, Donte	2018-23	76
Short, Kawann	2013-20	76
Lotulelei, Star	2013-17	75

Player	Years	GS
Godfrey, Charles	2008-14	75
Moore, DJ	2018-22	73
Beason, Jon	2007-13	71
Burns, Brian	2019-23	67
Buckner, Brentson	2001-05	65
Stewart, Jonathan	2008-17	64
Brown, Derrick	2020-24	64
King, Jeff	2006-10	62
Mangum, Kris	1997-2006	61
Bradberry, James	2016-19	60
Morgan, Dan	2001-07	59
Lucas, Ken	2005-08	59
McCaffrey, Christian	2017-22	58
Campbell, Matt	1995-2000	58
Hangartner, Geoff	2005-08; 11-12; 13	57
Terry, Chris	1999-2000	57
Bell, Byron	2011-14	56
Gilbert, Sean	1998-02	56
Evans, Doug	1998-01	55
Brockermeyer, Blake	1995-98	55
Witherspoon, Will	2002-05	55
Munnerlyn, Captain	2009-13, 17-18	55
Norwell, Andrew	2014-17	54
Thomas, Ian	2018-24	54
Anderson, James	2006-12	53
Addison, Mario	2012-19	51
Beuerlein, Steve	1996-00	51

PLAYOFF GAMES PLAYED (min. 8)

Player	Years	G
Davis, Thomas	2005-018	11
Kasay, John	1995-10	10
Smith, Steve	2001-13	9
Gross, Jordan	2003-13	9
Peppers, Julius	2002-09; 17-18	9
Delhomme, Jake	2003-09	8

Player	Years	G
Kyle, Jason	2001-08	8
Hoover, Brad	2000-09	8
Wesley, Dante	2002-05; 07-09	8
Goings, Nick	2001-08	8
Kalil, Ryan	2007-18	8

SCORING

	Years	TD	TDr	TDP	TDrt	FG	PAT	2pt.	S	Pts
Kasay, John	1995-2010	0	0	0	0	351-424	429-438	0	0	1482
Gano, Graham	2012-19	0	0	0	0	165-193	247-260	0	0	742
Smith, Steve	2001-13	75	2	67	6	0-0	0-0	2	0	454
Newton, Cam	2011-19; 21	63	63	0	0	0-0	0-0	2	0	382
Stewart, Jonathan	2008-17	58	51	7	0	0-0	0-0	0	0	348
Williams, DeAngelo	2006-14	53	46	7	0	0-0	0-0	2	0	322
Pineiro, Eddy	2022-24	0	0	0	0	80-90	80-87	0	0	320
Muhammad, Muhsin	1996-2004; 08-09	50	0	50	0	0-0	0-0	2	0	304
McCaffrey, Christian	2017-22	50	32	18	0	0-0	0-0	1	0	302
Walls, Wesley	1996-2002	44	0	44	0	0-0	0-0	0	0	264
Olsen, Greg	2011-19	39	0	39	0	0-0	0-0	2	0	238
Slye, Joey	2019-20	0	0	0	0	54-66	64-71	0	0	226
Hubbard, Chuba	2021-24	24	22	2	0	0-0	0-0	1	0	146
Funchess, Devin	2015-18	21	0	21	0	0-0	0-0	1	0	128
Moore, DJ	2018-22	21	0	21	0	0-0	0-0	1	0	128
Davis, Stephen	2003-05	20	20	0	0	0-0	0-0	0	0	120
Ginn Jr., Ted	2013; 15-2016	19	0	19	0	0-0	0-0	0	0	114
Samuel, Curtis	2017-20	19	5	14	0	0-0	0-0	0	0	114
Tolbert, Mike	2012-16	19	13	6	0	0-0	0-0	0	0	114
Mare, Olindo	2011	0	0	0	0	22-28	44-45	0	0	110
Benjamin, Kelvin	2014-17	18	0	18	0	0-0	0-0	0	0	108
Biakabutuka, Tshimanga	1996-2001	17	14	3	0	0-0	0-0	0	0	102
Nedney, Joe	2000	0	0	0	0	26-28	20-20	0	0	98
Foster, DeShaun	2002-07	14	10	4	0	0-0	0-0	0	0	84
Gonzalez, Zane	2021	0	0	0	0	20-22	22-33	0	0	82
Carrier, Mark	1995-98	13	0	13	0	0-0	0-0	0	0	78
LaFell, Brandon	2010-13	13	0	13	0	0-0	0-0	0	0	78
Lane, Fred	1997-99	13	13	0	0	0-0	0-0	0	0	78
Jeffers, Patrick	1999-2001	12	0	12	0	0-0	0-0	0	0	72
Ismail, Raghib	1996-98	11	1	10	0	0-0	0-0	0	0	66
Tremble, Tommy	2021-24	10	1	9	0	0-0	0-0	1	0	62
Graham, Shayne	2002	0	0	0	0	13-18	21-21	0	0	60
Thielen, Adam	2023-24	9	0	9	0	0-0	0-0	1	0	56
Anderson, Robby	2020-22	9	0	9	0	0-0	0-0	1	0	56
Goings, Nick	2001-08	9	6	3	0	0-0	0-0	1	0	56
Johnson, Anthony	1995-99	9	7	2	0	0-0	0-0	1	0	56
Floyd, William	1998-2000	9	7	2	0	0-0	0-0	0	0	54
Green, Willie	1995-96	9	0	9	0	0-0	0-0	0	0	54
Hoover, Brad	2000-09	9	3	6	0	0-0	0-0	0	0	54
King, Jeff	2006-10	9	0	9	0	0-0	0-0	0	0	54
Mangum, Kris	1997-2006	9	0	9	0	0-0	0-0	0	0	54
Brown, Corey	2014-16	8	0	7	1	0-0	0-0	0	0	48
Carter, Drew	2004-07	8	0	8	0	0-0	0-0	0	0	48
Davis, Mike	2019-20	8	7	1	0	0-0	0-0	0	0	48
Proehl, Ricky	2003-05	8	0	8	0	0-0	0-0	0	0	48
Cunningham, Richie	1999-2000	0	0	0	0	8-10	22-23	0	0	46
Colbert, Keary	2004-07	7	0	7	0	0-0	0-0	1	0	44
Medlock, Justin	2012	0	0	0	0	7-10	23-23	0	0	44
Darnold, Sam	2021-22	7	7	0	0	0-0	0-0	0	0	42
Hayes, Donald	1998-2001	7	0	7	0	0-0	0-0	0	0	42
Smith, Lamar	2002	7	7	0	0	0-0	0-0	0	0	42
Young, Bryce	2023-24	6	6	0	0	0-0	0-0	0	1	38
Dickson, Ed	2014-17	6	0	5	1	0-0	0-0	0	0	36
Weinke, Chris	2001-06	6	6	0	0	0-0	0-0	0	0	36
Foreman, D'Onta	2022	5	5	0	0	0-0	0-0	1	0	32
Artis-Payne, Cameron	2015-18	5	5	0	0	0-0	0-0	0	0	30
Bates, Michael	1996-2000	5	0	0	5	0-0	0-0	0	0	30
Bridgewater, Teddy	2020	5	5	0	0	0-0	0-0	0	0	30
Brown, Dee	2002	5	4	1	0	0-0	0-0	0	0	30
Chark Jr., DJ	2023	5	0	5	0	0-0	0-0	0	0	30
Delhomme, Jake	2003-09	5	5	0	0	0-0	0-0	0	0	30
Johnson, Keyshawn	2006	5	1	4	0	0-0	0-0	0	0	30
Munnerlyn, Captain	2009-13; 17-18	5	0	0	5	0-0	0-0	0	0	30
Rosario, Dante	2007-10	5	0	5	0	0-0	0-0	0	0	30
Collins, Kerry	1995-98	4	4	0	0	0-0	0-0	2	0	28
Cotchery, Jerricho	2014-15	4	0	4	0	0-0	0-0	1	0	26
Sanders, Miles	2023-24	4	3	1	0	0-0	0-0	0	0	24
Byrd, Isaac	2000-02	4	0	4	0	0-0	0-0	0	0	24
Carruth, Rae	1997-99	4	0	4	0	0-0	0-0	0	0	24
Griffith, Howard	1995-96	4	2	2	0	0-0	0-0	0	0	24
Legette, Xavier	2024	4	0	4	0	0-0	0-0	0	0	24
Minter, Mike	1997-2006	4	0	0	4	0-0	0-0	0	0	24
Moore, Derrick	1995	4	4	0	0	0-0	0-0	0	0	24
Shockey, Jeremy	2011	4	0	4	0	0-0	0-0	0	0	24
Thomas, Ian	2018-24	4	0	4	0	0-0	0-0	0	0	24
Whittaker, Fozzy	2014-18	4	2	2	0	0-0	0-0	0	0	24

SCORING

	Years	TD	TDr	Tdp	TDrT	FG	PAT	2pt.	S	Pts
Catanzaro, Chandler	2018	0	0	0	0	5-5	7-8	0	0	22
Beuerlein, Steve	1996-00	3	3	0	0	0-0	0-0	1	0	20
Blackshear, Raheem	2022-24	3	3	0	0	0-0	0-0	1	0	20
Moore, David	2024	3	0	3	0	0-0	0-0	0	0	18
Allen, Kyle	2018-19	3	3	0	0	0-0	0-0	0	0	18
Armah, Alex	2017-20	3	3	0	0	0-0	0-0	0	0	18
Byrd, Damiere	2016-18	3	0	2	1	0-0	0-0	0	0	18
Gamble, Chris	2004-12	3	0	0	3	0-0	0-0	0	0	18
Gettis, David	2010-13	3	0	3	0	0-0	0-0	0	0	18
Goodson, Mike	2009-11	3	3	0	0	0-0	0-0	0	0	18
Greene, Scott	1996-97	3	1	2	0	0-0	0-0	0	0	18
Hetherington, Chris	1999-2001	3	2	1	0	0-0	0-0	0	0	18
Huntley, Richard	2001	3	2	1	0	0-0	0-0	0	0	18
Johnson, Diontae	2024	3	0	3	0	0-0	0-0	0	0	18
Metzelaars, Pete	1995	3	0	3	0	0-0	0-0	0	0	18
Peppers, Julius	2002-09; 17-18	3	0	0	3	0-0	0-0	0	0	18
Hajrullahu, Liram	2021	0	0	0	0	4-5	3-3	0	0	15
Kuechly, Luke	2012-19	2	0	0	2	0-0	0-0	0	1	14
Seidman, Mike	2003-06	2	0	2	0	0-0	0-0	1	0	14
Smith, Torrey	2018	2	0	2	0	0-0	0-0	1	0	14
Coker, Jalen	2024	2	0	2	0	0-0	0-0	0	0	12
Bonnafon, Reggie	2019-21	1	1	1	0	0-0	0-0	0	0	12
Coleman, Kurt	2015-17	2	0	0	2	0-0	0-0	0	0	12
Chinn, Jeremy	2020-23	2	0	0	2	0-0	0-0	0	0	12
Crawford, Casey	2000-01	2	0	1	1	0-0	0-0	0	0	12
Davis, Eric	1996-2000	2	0	0	2	0-0	0-0	0	0	12
Evans, Doug	1998-2001	2	0	0	2	0-0	0-0	0	0	12
Fauria, Christian	2007	2	0	2	0	0-0	0-0	0	0	12
Gaines, Michael	2004-06	2	2	0	0	0-0	0-0	0	0	12
Guliford, Eric	1995	2	0	1	1	0-0	0-0	0	0	12
Kinchen, Brian	1999-2000	2	0	2	0	0-0	0-0	0	0	12
Manning, Jr., Ricky	2003-05	2	0	0	2	0-0	0-0	0	0	12
Marshall, Richard	2006-10	2	0	0	2	0-0	0-0	0	0	12
Mills, Sam	1995-1997	2	0	0	2	0-0	0-0	0	0	12
Murphy, Louis	2012	2	0	1	1	0-0	0-0	0	0	12
Norman, Josh	2011-15	2	0	0	2	0-0	0-0	0	0	12
Pilares, Kealoha	2011-12	2	0	1	1	0-0	0-0	0	0	12
Smith, Shi	2021-22	2	0	2	0	0-0	0-0	0	0	12
Smith-Marsette, Ihmir	2023	2	1	0	1	0-0	0-0	0	0	12
Shenault Jr., Laviska	2022-23	2	1	1	0	0-0	0-0	0	0	12
Wiggins, Jermaine	2002	2	0	2	0	0-0	0-0	0	0	12
Zylstra, Brandon	2019-21	2	0	1	1	0-0	0-0	0	0	12
Jackson, Donte	2018-22	1	0	0	1	0-0	0-0	2	0	10
Chandler, Jeff	2004	0	0	0	0	0-2	8-8	0	0	8
Christian, Bob	1995-96	1	0	1	0	0-0	0-0	2	0	8
Marshall Jr., Terrace	2021-23	1	0	1	0	0-0	0-0	1	0	8
Stone, Dwight	1995-98	1	0	0	1	0-0	0-0	0	1	8
Wright, Jarius	2018-19	1	0	1	0	0-0	0-0	0	0	8
Santoso, Ryan	2021	0	0	0	0	2-2	1-2	0	0	7
Sauerbrun, Todd	2001-04	0	0	0	0	1-1	4-4	0	0	7
Abdullah, Ameer	2021	1	0	1	0	0-0	0-0	0	0	6
Anderson, C.J.	2018	1	0	1	0	0-0	0-0	0	0	6
Anderson, Rashard	2000-01	1	0	0	1	0-0	0-0	0	0	6
Avant, Jason	2014	1	0	1	0	0-0	0-0	0	0	6
Barnidge, Gary	2008-12	1	0	1	0	0-0	0-0	0	0	6
Beebe, Don	1995	1	0	1	0	0-0	0-0	0	0	6
Bennett, Brandon	2004	1	1	0	0	0-0	0-0	0	0	6
Bersin, Brenton	2014-17	1	0	1	0	0-0	0-0	0	0	6
Boston, Tre	2014-16; 19-20	1	0	0	1	0-0	0-0	0	0	6
Brockel, Richie	2011-15	1	1	0	0	0-0	0-0	0	0	6
Broughton, Luther	1997-98	1	0	1	0	0-0	0-0	0	0	6
Burns, Brian	2019-23	1	1	0	0	0-0	0-0	0	0	6
Clay, Kaelin	2017	1	0	0	1	0-0	0-0	0	0	6
Davis, Thomas	2005-18	0	0	0	1	0-0	0-0	0	0	6
Florence, Drayton	2013	1	0	0	1	0-0	0-0	0	0	6
Franklin Jr., Sam	2020-24	1	0	0	1	0-0	0-0	0	0	6
Gardner, Rod	2005	1	0	1	0	0-0	0-0	0	0	6
Godfrey, Charles	2008-14	1	0	0	1	0-0	0-0	0	0	6
Greene, Kevin	1996; 98-99	1	0	0	1	0-0	0-0	0	0	6
Harper, Roman	2014-15	1	0	0	1	0-0	0-0	0	0	6
Haynes Sr., Marquis	2018-22	1	0	0	1	0-0	0-0	0	0	6
Hitchcock, Jimmy	2000-01	1	0	0	1	0-0	0-0	0	0	6
Hill, Troy	2023-24	1	0	0	1	0-0	0-0	0	0	6
Hixon, Domenik	2013	1	0	1	0	0-0	0-0	0	0	6
Hurst, Hayden	2023	1	0	1	0	0-0	0-0	0	0	6
Jarrett, Dwayne	2007-10	1	0	1	0	0-0	0-0	0	0	6

SCORING

	Years	TD	Tdr	Tdp	TDr	FG	PAT	2pt.	S	Pts
Jones, Colin	2012-19	1	0	0	1	0-0	0-0	0	0	6
Jordan, Michael	2021-22	1	0	0	1	0-0	0-0	0	0	6
King, Shawn	1996-98	1	0	0	1	0-0	0-0	0	0	6
Kragen, Greg	1995-97	1	0	0	1	0-0	0-0	0	0	6
Lucas, Ken	2005-08	1	0	0	1	0-0	0-0	0	0	6
Luvu, Frankie	2021-23	1	0	0	1	0-0	0-0	0	0	6
Manhertz, Chris	2017-20	1	0	1	0	0-0	0-0	0	0	6
Mayfield, Baker	2022	1	1	0	0	0-0	0-0	0	0	6
McKyer, Tim	1995	1	0	0	1	0-0	0-0	0	0	6
Mills, Ernie	1997	1	0	1	0	0-0	0-0	0	0	6
Moorehead, Kindal	2003-07	1	0	0	1	0-0	0-0	0	0	6
Naanee, Legeedu	2011	1	0	1	0	0-0	0-0	0	0	6
Ogbonnaya, Chris	2014	1	1	0	0	0-0	0-0	0	0	6
Oliver, Winslow	1996-98	1	0	0	1	0-0	0-0	0	0	6
Philyaw, Dino	1995-96	1	1	0	0	0-0	0-0	0	0	6
Robertson, Jamal	2004-05	1	1	0	0	0-0	0-0	0	0	6
Robinson, Kenny	2021	1	0	0	1	0-0	0-0	0	0	6
Sanders, Ja'Tavion	2024	1	0	1	0	0-0	0-0	0	0	6
Shepard, Russell	2017	1	0	1	0	0-0	0-0	0	0	6
Smart, Rod	2002-05	1	0	0	1	0-0	0-0	0	0	6
Smith, Rodney	2020	1	1	0	0	0-0	0-0	0	0	6
Thompson, Colin	2020-22	1	0	1	0	0-0	0-0	0	0	6
Thompson, Shaq	2015-24	1	0	0	1	0-0	0-0	0	0	6
Uwaezuoke, Iheanyi	2000	1	0	0	1	0-0	0-0	0	0	6
Vaughan, Josh	2010-11	1	1	0	0	0-0	0-0	0	0	6
Wallace, Al	2002-06	1	0	0	1	0-0	0-0	0	0	6
Wesley, Dante	2002-05; 07-09	1	0	0	1	0-0	0-0	0	0	6
White, Melvin	2013-14	1	0	0	1	0-0	0-0	0	0	6
Witherspoon, Will	2002-05	1	0	0	1	0-0	0-0	0	0	6
Workman, Vince	1995	1	1	0	0	0-0	0-0	0	0	6
Hardy, Greg	2010-14	0	0	0	0	0-0	0-0	0	2	4
Hilbert, Jon	2002	0	0	0	0	0-2	3-3	0	0	3
Addison, Mario	2012-19	0	0	0	0	0-0	0-0	0	1	2
Applewhite, Antwan	2011-12	0	0	0	0	0-0	0-0	0	1	2
Irvin, Bruce	2019	0	0	0	0	0-0	0-0	0	1	2
Onatolu, Kenny	2012	0	0	0	0	0-0	0-0	0	1	2
Rasby, Walter	1995-97	0	0	0	0	0-0	0-0	1	0	2
Rucker, Mike	1999-2007	0	0	0	0	0-0	0-0	0	1	2
Thomas, Hollis	2009	0	0	0	0	0-0	0-0	0	1	2
TOTALS		1105	421	572	83	759-909	997-1038	36	11	9964

PASSING YARDS

	Years	Att	Cmp	Pct	Yds	TD	INT	Sk/Yds	Rtg	300yd
Newton, Cam	2011-19; 21	4,106	2,440	59.4%	29,725	186	113	301/2,281	85.4	20
Delhomme, Jake	2003-09	2,669	1,580	59.2%	19,258	120	89	154/1,158	82.6	11
Beuerlein, Steve	1996-2000	1,723	1,041	60.4%	12,690	86	50	191/1,109	87.7	8
Collins, Kerry	1995-98	1,340	694	51.8%	8,306	47	54	79/515	66.0	5
Young, Bryce	2023-24	911	549	60.3%	5,280	26	19	91/663	77.3	1
Weinke, Chris	2001-06	687	373	54.3%	3,800	14	26	42/267	61.4	2
Bridgewater, Teddy	2020	492	340	69.1%	3,733	15	11	31/205	92.1	3
Darnold, Sam	2021-22	546	325	59.5%	3,670	16	16	45/282	77.2	4
Allen, Kyle	2018-19	520	323	62.1%	3,588	19	16	46/397	82.0	3
Peete, Rodney	2002-04	392	228	58.2%	2,652	15	14	34/212	76.6	3
Moore, Matt	2007-10	392	227	57.9%	2,640	16	17	28/208	73.9	1
Clausen, Jimmy	2010-12	299	157	52.5%	1,558	3	9	33/223	58.4	0
Walker, PJ	2020-22	212	121	57.1%	1,401	5	11	16/115	63.4	0
Dalton, Andy	2023-24	218	140	64.2%	1,350	9	6	10/64	83.7	2
Mayfield, Baker	2022	206	119	57.8%	1,313	6	6	19/126	74.3	0
Anderson, Derek	2011-17	168	111	66.1%	1,265	7	5	4/17	90.0	0
Testaverde, Vinny	2007	172	94	54.7%	952	5	6	9/46	65.8	0
Carr, David	2007	136	73	53.7%	635	3	5	13/74	58.3	0
Reich, Frank	1995	84	37	44.0%	441	2	2	12/100	58.7	1
Heinicke, Taylor	2018	57	35	61.4%	320	1	3	2/17	60.6	0
Grier, Will	2019-20	52	28	53.8%	228	0	4	6/44	33.2	0
St. Pierre, Brian	2010	28	13	46.4%	173	1	2	3/23	48.7	0
Fasani, Randy	2002	44	15	34.1%	171	0	4	7/60	8.8	0
Lytte, Matt	2001	30	17	56.7%	133	1	3	3/24	39.3	0
Lewis, Jeff	1999-2000	35	18	51.4%	131	0	1	8/57	48.6	0
Trudeau, Jack	1995	17	11	64.7%	100	0	3	2/8	40.9	0
Eason, Jacob	2022	5	3	60.0%	59	0	1	0/0	61.7	0
Basanez, Brett	2006-08	11	6	54.5%	56	0	1	0/0	30.9	0
McCaffrey, Christian	2017-22	3	1	33.3%	50	1	0	0/0	121.5	0
Pike, Tony	2010	12	6	50.0%	47	0	0	1/10	60.1	0
Guliford, Eric	1995	2	1	50.0%	46	0	1	0/0	56.3	0
Gilbert, Garrett	2018	3	2	66.7%	40	0	0	1/5	109.7	0
Craig, Dameyune	2001	8	4	50.0%	34	0	0	2/15	61.5	0
Charlton, Joseph	2020-21	1	1	100.0%	28	0	0	1/5	118.8	0



PASSING YARDS

	Years	Att	Cmp	Pct	Yds	TD	INT	Sk/Yds	Rtg	300yd
Naanee, Legedu	2011	1	1	100.0%	27	0	0	0/0	118.8	0
Coker, Jalen	2024	1	1	100.0%	19	0	0	0/0	118.8	0
Palardy, Michael	2017-19	2	1	50.0%	12	0	0	0/0	68.8	0
Edwards, Armani	2010-13	3	2	66.7%	11	0	0	0/0	72.9	0
Hekker, Johnny	2022-24	3	1	33.3%	7	0	0	0/0	42.4	0
McCown, Josh	2008-09	6	1	16.7%	2	0	0	1/6	39.6	0
Zylstra, Brandon	2019-21	1	0	0.0%	0	0	0	0/0	39.6	0
Bono, Steve	1999	1	0	0.0%	0	0	0	0/0	39.6	0
Brown, Dee	2001-02	1	0	0.0%	0	0	1	0/0	0.0	0
Floyd, William	1998-00	1	0	0.0%	0	0	1	0/0	0.0	0
Foster, DeShaun	2002-05	1	0	0.0%	0	0	0	0/0	39.6	0
Huntley, Richard	2001	1	0	0.0%	0	0	0	1/0	39.6	0
Johnson, Keyshawn	2006	1	0	0.0%	0	0	1	0/0	0.0	0
LaFell, Brandon	2010-13	1	0	0.0%	0	0	0	0/0	39.6	0
Moore, DJ	2018-22	1	0	0.0%	0	0	0	0/0	39.6	0
Proehl, Ricky	2003-04	1	0	0.0%	0	0	0	0/0	39.6	0
Sauerbrun, Todd	2001-04	1	0	0.0%	0	0	0	0/0	39.6	0
Smith, Steve	2001-13	1	0	0.0%	0	0	0	0/0	39.6	0
Walter, Ken	1997-2000	2	0	0.0%	0	0	0	0/0	39.6	0
Workman, Vince	1995	1	0	0.0%	0	0	0	0/0	39.6	0
TOTAL		15,612	9,150	58.6%	106,011	604	501	1,199/8,346	78.7	64

RUSHING YARDS

	Years	Rsh	Yds	Avg	Long	TDs	100-yd. gms.
Stewart, Jonathan	2008-17	1,699	7,318	4.3	69t	51	16
Williams, DeAngelo	2006-14	1,432	6,846	4.8	77	46	18
Newton, Cam	2011-19; 21	981	5,036	5.1	72t	63	3
McCaffrey, Christian	2017-22	853	3,911	4.6	84t	32	12
Foster, DeShaun	2002-07	851	3,336	3.9	71	10	7
Hubbard, Chuba	2021-24	755	3,175	4.2	38t	22	7
Biakabutuka, Tshimanga	1996-01	611	2,530	4.1	67t	14	7
Davis, Stephen	2003-05	522	2,085	4.0	40	20	7
Lane, Fred	1997-99	502	2,001	4.0	50	13	6
Johnson, Anthony	1995-99	482	1,795	3.7	29	7	6
Goings, Nick	2001-08	400	1,470	3.7	57t	6	5
Tolbert, Mike	2012-16	289	992	3.4	29	13	0
Hoover, Brad	2000-09	284	961	3.4	35	3	1
Foreman, D'Onta	2022	198	895	4.5	60	5	5
Moore, Derrick	1995	195	740	3.8	53t	4	2
Smith, Lamar	2002	209	737	3.5	59	7	1
Huntley, Richard	2001	165	665	4.0	25	2	1
Davis, Mike	2019-20	167	644	3.9	25	6	0
Sanders, Miles	2023-24	184	637	3.5	48	3	0
Whittaker, Fozzy	2014-18	121	536	4.4	25	2	1
Young, Bryce	2023-24	82	502	6.1	34	6	0
Goodson, Mike	2009-11	125	501	4.0	45	3	2
Artis-Payne, Cameron	2015-18	118	491	4.2	43	5	0
Samuel, Curtis	2017-20	72	478	6.6	45	5	0
Smith, Steve	2001-13	57	387	6.8	39	2	0
Brown, Dee	2002	102	360	3.5	24	4	1
Moore, DJ	2018-22	39	335	8.6	32	0	0
Darnold, Sam	2021-22	74	328	4.4	30	7	0
Beuerlein, Steve	1996-2000	109	305	2.8	20	3	0
Bridgewater, Teddy	2020	53	279	5.3	18t	5	0
Delhomme, Jake	2003-09	152	260	1.7	13	5	0
Collins, Kerry	1995-98	107	217	2.0	21	4	0
Griffith, Howard	1995-96	77	204	2.6	15	2	0
Blackshear, Raheem	2022-24	52	203	3.9	26	3	0
Bonnafon, Reggie	2019-21	29	189	6.5	59t	1	0
Ginn Jr., Ted	2013; 15-16	22	187	8.5	43	0	0
Oliver, Winslow	1996-98	48	183	3.8	16	0	0
Floyd, William	1998-2000	79	182	2.3	16	7	0
Christian, Bob	1995-96	41	158	3.9	17	0	0
Greene, Scott	1996-97	45	157	3.5	10t	1	0
Smith, Rodney	2020-21	41	156	3.8	13	1	0
Ismail, Raghib	1996-98	15	154	10.3	36	1	0
Weinke, Chris	2001-06	54	148	2.7	23	6	0
Brown, Corey	2014-16	16	139	8.7	28	0	0
Sutton, Tyrell	2009-10	25	139	5.6	32	0	0
Workman, Vince	1995	35	139	4.0	14	1	0
Abdullah, Ameer	2021	44	136	3.1	15	0	0
Allen, Kyle	2018-19	37	125	3.4	17	3	0
Shenault Jr., Laviska	2022-23	21	120	5.7	41t	1	0
LaFell, Brandon	2010-13	6	110	18.3	60	0	0
Anderson, C.J.	2018	24	104	4.8	22	0	0
Fasani, Randy	2002	18	95	5.3	19	0	0
Thomas, Blair	1995	22	90	4.1	13	0	0

RUSHING YARDS

	Years	Rsh	Yds	Avg	Long	TDs	100-yd. gms.
Hetherington, Chris	1999-2001	30	84	2.8	14	2	0
Reaves, Darrin	2014	31	78	2.5	9	0	0
Freeman, Royce	2021	21	77	3.7	13	0	0
Smith-Marsette, Ihmir	2023	8	74	9.3	20	1	0
Muhammad, Muhsin	1996-2004; 08-09	11	64	5.8	20	0	0
Baldwin, Randy	1995	23	61	2.7	9	0	0
Smart, Rod	2002-05	27	61	2.3	6	0	0
Carr, David	2007	17	59	3.5	15	0	0
Clausen, Jimmy	2010-12	23	57	2.5	11	0	0
Harris, Joey	2004	15	53	3.5	19	0	0
Mayfield, Baker	2022	16	52	3.3	17	1	0
Anderson, Robbie	2020-22	7	51	7.3	30	0	0
Walker, PJ	2020-22	18	50	2.4	20	0	0
Ogbonnaya, Chris	2014	14	50	3.6	9	1	0
Dalton, Andy	2023-24	14	46	3.3	18	0	0
Brown, Spencer	2021-22	9	43	4.5	7	0	0
Robertson, Jamal	2004-05	14	41	2.9	11	1	0
Philyaw, Dino	1996	12	38	3.2	8	1	0
Boone, Mike	2024	11	37	3.4	8	0	0
Lewis, Jeff	1999-2000	12	37	3.1	19	0	0
Armah, Alex	2017-20	21	35	1.7	4	3	0
Cannon, Trenton	2020	10	33	3.3	13	0	0
Wright, Jarius	2018-19	3	32	10.7	34	0	0
Heinicke, Taylor	2018	5	31	6.2	19	0	0
Vaughan, Josh	2010-11	10	31	3.1	9	1	0
Chinn, Jeremy	2020-23	2	29	1.0	28	0	0
Carruth, Rae	1996-99	7	27	3.9	6	0	0
Clay, Kaelin	2017	2	27	13.5	29	0	0
Moore, Matt	2007-10	20	27	1.4	8	0	0
Bates, Michael	1996-00	8	25	3.1	12	0	0
Craig, Dameyune	1999-01	5	24	4.8	13	0	0
Stevens, Tommy	2020	4	24	6.0	10	0	0
Legette, Xavier	2024	6	24	4.0	8	0	0
Shelton, Eric	2005-06	8	23	2.9	9	0	0
Brooks, Jonathon	2024	9	22	2.4	9	0	0
Anderson, Derek	2011-17	25	22	0.9	8	0	0
Fiammetta, Tony	2009-10	7	22	3.1	11	0	0
Grier, Will	2019	7	22	3.1	11	0	0
Testaverde, Vinny	2007	9	22	2.4	16	0	0
Metcalf, Eric	1999	2	20	10.0	17	0	0
Montgomery, Joe	2002	7	20	2.9	5	0	0
Shepard, Russell	2017	2	19	9.5	11	0	0
Carter, Drew	2004-07	2	18	9.0	11	0	0
Bennett, Brandon	2004	6	17	2.8	11	1	0
Cadet, Travaris	2018	11	17	1.5	5	0	0
Pilares, Kealoha	2011-12	1	17	17.0	5	0	0
Chandler, Sean	2021-22	2	16	8.0	14	0	0
Cotchery, Jerricho	2014-15	1	16	16.0	16	0	0
Jeffers, Patrick	1999-2001	2	16	8.0	23	0	0
Adams, Joe	2012	3	13	4.3	5	0	0
Brockel, Richie	2011-15	4	13	3.3	7t	1	0
Peete, Rodney	2002-04	23	13	0.6	10	0	0
Byrd, Damiere	2016-18	1	12	12.0	12	0	0
Edwards, Armanti	2010-13	2	12	6.0	7	0	0
Tremble, Tommy	2021-24	3	11	3.7	7t	1	0
Hoard, Leroy	1996	5	11	2.2	5	0	0
Jarrett, Dwayne	2007-10	1	11	11.0	11	0	0
Felton, Jerome	2011	3	10	3.3	4	0	0
Scarlett, Jordan	2019	4	9	2.3	6	0	0
Stone, Dwight	1995-98	2	9	4.5	6	0	0
Lytie, Matt	2001	2	8	4.0	4	0	0
Thompkins, Deven	2024	2	7	3.5	9	0	0
Barner, Kenjon	2013	6	7	1.2	2	0	0
Colbert, Kerry	2004-07	1	6	6.0	6	0	0
Johnson, Diontae	2024	2	6	3.0	4	0	0
Thielen, Adam	2023-24	1	6	6.0	6	0	0
Jones, Colin	2012-19	1	5	5.0	5	0	0
Mingo, Jonathan	2023-24	2	5	2.5	3	0	0
Senn, Jordan	2010-13	1	5	5.0	5	0	0
Smith, Armond	2012-13	7	5	0.7	5	0	0
Johnson, Keyshawn	2006	1	4	4.0	4	1	0
Haynes, Alex	2007	3	3	1.0	3	0	0
Murphy, Louis	2012	1	3	3.0	3	0	0
Reich, Frank	1995	1	3	3.0	3	0	0
Basanez, Brett	2006	1	2	2.0	2	0	0
Gettis, David	2010-12	3	2	0.7	19	0	0



RUSHING YARDS

	Years	Rsh	Yds	Avg	Long	TDs	100-yd. gms.
Guliford, Eric	1995	2	2	1.0	1	0	0
Hartsfield, Myles	2020-22	2	2	1.0	2	0	0
Avant, Jason	2014	1	1	1.0	1	0	0
Green, Willie	1995-96	1	1	1.0	1	0	0
Proehl, Ricky	2003-05	2	1	0.5	9	0	0
Zylstra, Brandon	2019-21	1	1	1.0	1	0	0
Baker, Jason	2005-11	1	0	0.0	0	0	0
Poole, Tauren	2014	1	0	0.0	0	0	0
Sauerbrun, Todd	2001-04	1	0	0.0	0	0	0
Nortman, Brad	2012-15	1	-1	-1.0	-1	0	0
Webb, Joe	2014-16	1	-1	-1.0	-1	0	0
Bono, Steve	1999	2	-2	-1.0	-1	0	0
Byrd, Isaac	2000-02	2	-2	-1.0	-2	0	0
Presley, De'Andre	2014	1	-2	-2.0	-2	0	0
Rosario, Dante	2007-10	1	-2	-2.0	-2	0	0
McCown, Josh	2008	4	-3	-0.8	0	0	0
Smith, Shi	2021-22	1	-3	-3.0	-3	0	0
Carrier, Mark	1995-98	3	-4	-1.3	4	0	0
Hankton, Karl	2000-06	2	-4	-2.0	2	0	0
Nakamura, Haruki	2012	1	-4	-4.0	-4	0	0
Walter, Ken	1997-2000	5	-5	-1.0	-5	0	0
Hekker, Johnny	2022-24	1	-11	-11.0	-11	0	0
TOTAL		13,421	55,913	4.2	84	420	108

RECEIVING YARDS

	Years	Rec	Yds	Avg	Long	TDs	100-yd. gms.
Smith, Steve	2001-13	836	12,197	14.6	80t	67	43
Muhammad, Muhsin	1996-04; 08-09	696	9,255	13.3	72t	50	27
Olsen, Greg	2011-19	524	6,463	12.3	78t	39	11
Moore, DJ	2018-22	364	5,201	14.3	82	21	15
Walls, Wesley	1996-2002	324	3,902	12.0	54	44	3
McCaffrey, Christian	2017-22	364	5,201	14.3	82	21	5
Carrier, Mark	1995-98	176	2,547	14.5	66t	13	5
Benjamin, Kelvin	2014-17	168	2,424	14.4	51	18	5
LaFell, Brandon	2010-13	167	2,385	14.3	91t	13	2
Funchess, Devin	2015-18	161	2,233	13.9	52	21	2
Samuel, Curtis	2017-20	185	2,087	11.3	53t	14	3
Ginn Jr., Ted	2013; 15-16	134	2,047	15.3	88t	19	2
Hayes, Donald	1998-2001	132	1,855	14.1	56t	7	2
Anderson, Robbie	2020-22	161	1,821	11.3	75t	9	4
Ismail, Raghib	1996-98	117	1,657	14.2	62	10	5
Thielen, Adam	2023-24	151	1,629	10.8	40t	9	5
Williams, DeAngelo	2006-14	178	1,621	9.1	72t	7	1
Green, Willie	1995-96	93	1,496	16.1	89t	9	5
Colbert, Keary	2004-07	109	1,424	13.1	63	7	2
Mangum, Kris	1997-06	151	1,424	9.4	35	9	0
Proehl, Ricky	2003-05	86	1,327	15.4	69	8	2
Stewart, Jonathan	2008-17	162	1,295	8.0	55t	7	1
Jeffers, Patrick	1999-2001	77	1,209	15.7	88t	12	5
Cotchery, Jericho	2014-15	87	1,065	12.2	59	4	0
Thomas, Ian	2018-24	119	1,062	8.9	50	4	0
Hoover, Brad	2000-09	145	1,046	7.2	34	6	0
Brown, Corey	2014-16	79	1,019	12.9	47t	7	0
Foster, DeShaun	2002-07	126	996	7.9	47	4	0
Carter, Drew	2004-07	71	977	13.8	49	8	2
King, Jeff	2006-10	112	923	8.2	31	9	0
Byrd, Isaac	2000-02	73	897	12.3	42	4	0
Rosario, Dante	2007-10	82	894	10.9	54	5	0
Goings, Nick	2001-08	110	880	8.0	37	3	0
Johnson, Anthony	1995-99	103	816	7.9	55	2	0
Johnson, Keyshawn	2006	70	815	11.6	40	4	1
Dickson, Ed	2014-17	67	807	12.0	64	5	1
Carruth, Rae	1997-99	62	804	13.0	52	4	2
Biakabutuka, Tshimanga	1996-01	77	789	10.2	47	3	0
Tremble, Tommy	2021-24	85	782	9.2	38	9	0
Tolbert, Mike	2012-16	94	771	8.2	40	6	0
Marshall Jr., Terrace	2021-23	64	767	12.0	43	1	0
Hubbard, Chuba	2021-24	121	749	6.2	45	2	0
Wright, Jarius	2018-19	71	743	10.5	33	1	0
Mingo, Jonathan	2023-24	55	539	9.8	40	0	0
Chark Jr., DJ	2023	35	525	15.0	47t	5	0
Gettis, David	2010-12	37	508	13.7	88	3	1
Legette, Xavier	2024	49	497	10.1	35	4	0
Coker, Jalen	2024	32	478	14.9	83t	2	1
Naanee, Legedu	2011	44	467	10.6	28	1	0
Shockey, Jeremy	2011	37	455	12.3	29	4	0
Guliford, Eric	1995	29	444	15.3	49	1	0

RECEIVING YARDS

	Years	Rec	Yds	Avg	Long	TDs	100-yd. gms.
Jarrett, Dwayne	2007-10	35	428	12.2	30t	1	0
Floyd, William	1998-2000	62	416	6.7	25	2	0
Bersin, Brenton	2014-17	32	415	13.0	30	1	0
Smith, Shi	2021-22	28	400	14.3	63	2	0
Whittaker, Fozzy	2014-18	47	397	8.4	28t	2	0
Zylstra, Brandon	2019-21	29	391	13.5	55	1	0
Davis, Mike	2019-20	59	373	6.3	23	2	0
Johnson, Dontae	2024	30	357	11.9	39	3	1
Moore, David	2024	32	351	11.0	21	3	0
Sanders, Ja'Tavion	2024	33	342	10.4	46	1	0
Murphy, Louis	2012	25	336	13.4	55	1	0
Gaines, Michael	2004-06	31	335	10.8	38	2	0
Shenault Jr., Laviska	2022-23	37	332	9.0	67	1	0
Goodson, Mike	2009-11	43	329	7.7	32	0	0
Barnidge, Gary	2008-12	18	320	17.8	55	1	0
Sanders, Miles	2023-24	51	302	5.9	33t	1	0
Griffith, Howard	1995-96	38	286	7.5	21	2	0
Greene, Scott	1996-97	42	284	6.8	25	2	0
Lane, Fred	1997-99	43	275	6.4	23	0	0
Abdullah, Ameer	2021	35	272	7.8	23	1	0
Hankton, Karl	2000-06	20	267	13.4	31	0	0
Christian, Bob	1995-96	29	255	8.8	23	1	0
Hetherington, Chris	1999-01	37	240	6.5	19	1	0
Davis, Stephen	2003-05	21	236	11.2	25	0	0
Shepard, Russell	2017	17	202	11.9	40t	1	0
Avant, Jason	2014	21	201	9.6	22	1	0
Oliver, Winslow	1996-98	21	191	9.1	29	0	0
Smith, Torrey	2018	17	190	11.2	35	2	0
Hurst, Hayden	2023	18	184	10.2	48	1	0
Hackett, DJ	2008	13	181	13.9	37	0	0
Sullivan, Stephen	2021-23	14	171	12.2	33	0	0
Metzelaars, Pete	1995	20	171	8.6	27	3	0
Smith, Lamar	2002	20	167	8.4	58	0	0
Broughton, Luther	1997-98; 2001	8	164	20.5	68t	1	0
Seidman, Mike	2003-06	18	158	8.8	27	2	0
Beebe, Don	1995	14	152	10.9	24	1	0
Manhertz, Chris	2016-20	12	142	11.8	50t	1	0
Blackshear, Raheem	2022-24	16	138	8.6	27	0	0
Metcalf, Eric	1999	11	133	12.1	33	0	0
Sutton, Tyrell	2009-10	18	132	7.3	14	0	0
Byrd, Damiere	2016-18	12	129	10.8	21	2	0
Mills, Ernie	1997	11	127	11.5	37	1	0
Wiggins, Jermaine	2002-03	16	125	7.8	23	2	0
Edwards, Armanti	2010-13	5	121	24.2	82	0	0
Smith, Rodney	2020-21	14	107	7.6	19	0	0
Clowney, David	2010	6	102	17.0	31	0	0
Ricci, Giovanni	2021-23	9	102	11.3	32	0	0
Huntley, Richard	2001	21	101	4.8	23	1	0
Bonnafoan, Reggie	2019-21	10	87	8.7	32	1	0
Artis-Payne, Cameron	2015-18	10	86	8.6	20	0	0
Brown, Dee	2002	17	86	5.1	15	1	0
Arnold, Dan	2021	7	84	12.0	19	0	0
Gardner, Rod	2005	9	84	9.3	15	1	0
Workman, Vince	1995	13	74	5.7	14	0	0
Cooper, Pharoh	2020	5	73	14.6	32	0	0
Hogan, Chris	2019	8	67	8.4	13	0	0
Moore, Kenny	2008-09	6	59	9.8	22	0	0
Clay, Kaelin	2017	5	57	11.4	15	0	0
Crawford, Casey	2000-01	5	57	11.4	16	1	0
Erickson, Alex	2021	3	55	18.3	25	0	0
Hixon, Domenik	2013	7	55	7.9	14t	1	0
Kinchen, Brian	1999-2000	6	52	8.7	26t	2	0
Smith-Marsette, Ihmir	2023	8	51	6.4	18	0	0
White, DeAndrew	2019	4	51	12.8	18	0	0
Rasby, Walter	1995-97	6	48	8.0	15	0	0
Uwaezuoke, Iheanyi	2000	4	46	11.5	21	0	0
Strachan, Mike	2023	1	45	45.0	45	0	0
Williams, Brandon	2013-15	4	44	11.0	16	0	0
Piñares, Kealoha	2011-12	2	42	21.0	36t	1	0
Bates, Michael	1996-2000	6	40	6.7	23	0	0
Fauria, Christian	2007	5	39	7.8	16	2	0
Chisena, Dan	2024	3	37	12.3	23	0	0
Biddle, Taye	2006	3	37	12.3	22	0	0
Robinson, Ryne	2007-08	4	35	8.8	12	0	0
Fiammetta, Tony	2009-10	5	34	6.8	11	0	0
Newton, Cam	2011-19; 21	1	33	33.0	27	0	0



CAREER LEADERS

RECEIVING YARDS

	Years	Rec	Yds	Avg	Long	TDs	100-yd. gms.
Campbell, Matt	1995-2000	3	32	10.7	12	0	0
Jones, Mark	2008	2	32	16.0	19	0	0
Roberts, Seth	2020	4	31	7.8	12	0	0
Reaves, Darrin	2014	5	31	6.2	16	0	0
Hartsock, Ben	2011-13	2	30	15.0	25	0	0
Kirkwood, Keith	2020-21	4	30	7.5	13	0	0
Armah, Alex	2017-20	8	29	3.6	14	0	0
Foreman, D'Onta	2022	5	26	5.2	23	0	0
Brockel, Richie	2011-15	4	25	6.3	12	0	0
Anderson, C.J.	2018	1	24	24.0	24	1	0
Felton, Jerome	2011	2	24	12.0	17	0	0
Thomas, Blair	1995	3	24	8.0	14	0	0
Brooks, Jonathon	2024	3	23	7.7	18	0	0
Tillman, Lawyer	1995	2	22	11.0	12	0	0
Thompkins, Deven	2024	4	20	5.0	12	0	0
Webb, Joe	2014-16	2	19	9.5	16	0	0
Stone, Dwight	1995-98	2	18	9.0	11	0	0
Cannon, Trenton	2020	3	16	5.3	19	0	0
Smart, Rod	2002-05	4	16	4.0	5	0	0
Freeman, Royce	2021	3	15	5.0	8	0	0
Dyson, Kevin	2003	2	15	7.5	9	0	0
Haynes, Alex	2007	3	14	4.7	6	0	0
Franks, Feleipe	2024	1	12	12.0	12	0	0
Moore, Derrick	1995	4	12	3.0	5	0	0
Saunders, C.J.	2021-22	2	11	5.5	8	0	0
Barnier, Kenjon	2013; 18	3	10	3.3	5	0	0
Brown, Spencer	2021-22	2	10	5.0	9	0	0
Simonson, Scott	2015-17	1	10	10.0	10	0	0
Adams, Joe	2012	1	7	7.0	7	0	0
Thompson, Colin	2020-21	1	7	7.0	7	1	0
Snead IV, Willie	2021	1	6	6.0	6	0	0
Martin, Charly	2009-10	1	6	6.0	6	0	0
Shelton, Eric	2006	1	6	6.0	6	0	0
Cadet, Travaris	2018	1	5	5.0	5	0	0
Ajirotutu, Seyi	2011	1	4	4.0	4	0	0
Craig, Dameyune	1999-2001	2	4	2.0	4	0	0
Dennis, Mark	1995-96	1	3	3.0	3	0	0
Gross, Jordan	2003-13	0	1	0.0	1	0	0
Boone, Mike	2024	1	-2	-2.0	-2	0	0
Collins, Kerry	1995-98	1	-11	-11.0	-11	0	0
TOTAL		9,150	106,011	11.6	91t	604	164

INTERCEPTIONS

	Years	INTS	YDS	AVG	LONG	TDs
Gamble, Chris	2004-12	27	326	12.1	61t	2
Davis, Eric	1996-2000	25	226	9.0	56t	2
Kuechly, Luke	2012-19	18	153	8.5	32t	1
Minter, Mike	1997-2006	17	421	24.8	62	4
Marshall, Richard	2006-10	14	315	22.5	73	2
Evans, Doug	1998-2001	14	162	11.6	49	1
Jackson, Donte	2018-23	14	186	13.3	66	1
Lucas, Ken	2005-08	13	158	12.2	43	0
Davis, Thomas	2005-18	13	79	6.1	31	0
Godfrey, Charles	2008-14	11	179	16.3	38	1
Coleman, Kurt	2015-17	11	146	13.3	37	2
Grant, Deon	2000-03	11	137	12.5	43	0
Beason, Jon	2007-13	9	107	11.9	44	0
Manning, Ricky	2003-05	9	99	11.0	30	1
Munnerlyn, Captain	2009-13; 17-18	8	232	29.0	74t	5
Bradberry, James	2016-19	8	53	6.6	29	0
Boston, Tre	2014-16; 19-20	7	133	19.0	84t	1
Cota, Chad	1995-97	7	91	13.0	35	0
Norman, Josh	2012-15	7	172	24.6	46t	2
Maxie, Brett	1995-96	7	94	13.4	49	0
Witherspoon, Will	2002-05	7	93	13.3	35	1
Mills, Sam	1995-97	7	86	12.3	36t	1
Martin, Sherrod	2009-12	7	85	12.1	34	0
Hitchcock, Jimmy	2000-01	6	181	30.2	88t	1
Peppers, Julius	2002-09; 17-18	6	177	29.5	97	2
Terrell, Pat	1995-97	6	39	6.5	21	0
Morgan, Dan	2001-07	5	56	11.2	22	0
Adams, Mike	2017-18	5	53	10.6	40	0
Harris, Chris	2007-09	5	49	9.8	30	0
Horn, Jaycee	2021-24	5	62	12.4	31	0
Poole, Tyrone	1995-97	5	43	8.6	35	0
Howard, Reggie	2001-03	5	37	7.4	16	0
Woods, Xavier	2022-24	5	69	13.8	33	0

INTERCEPTIONS

	Years	INTS	YDS	AVG	LONG	TDS
Wallace, Al	2002-06	4	96	24.0	53	0
Brady, Jeff	1998	4	85	21.3	43	0
Branch, Colin	2003-06	4	79	19.8	76	0
Mitchell, Mike	2013	4	63	15.8	38	0
Harper, Roman	2014-15	4	43	10.8	31t	1
Thompson, Shaq	2015-24	3	51	17.0	29	0
McKyer, Tim	1995	3	99	33.0	96t	1
McCree, Marlon	2005	3	73	24.3	46	0
White, Melvin	2013-14	3	32	10.7	23	0
Cook, Toi	1996-97	3	28	9.3	22	0
Worley, Daryl	2016-17	3	22	7.3	22	0
Cooper, Deke	2002; 07	3	19	6.3	19	0
Jones, Colin	2012-19	3	15	5.0	10	0
Anderson, James	2006-12	3	6	2.0	5	0
Lester, Robert	2013-14	3	5	1.7	5	0
Cason, Antoine	2014	2	81	40.5	80	0
Jackson, Mike	2024	3	42	14.0	22	0
Cockrell, Ross	2018-19	2	70	35.0	37	0
Henderson, CJ	2021-23	2	74	37.0	54	0
Fields, Mark	2002-04	2	51	25.5	30	0
Florence, Drayton	2013	2	40	20.0	38t	1
Nakamura, Haruki	2012	2	39	19.5	21	0
Buckner, Brentson	2001-05	2	37	18.5	29	0
Alexander, Brent	1998-99	2	18	9.0	18	0
Greene, Kevin	1996; 98-99	2	18	9.0	18	0
Burris, Juston	2020-22	2	17	8.5	17	0
Wells, Dean	1999-2001	2	15	7.5	14	0
Gilmore, Stephon	2021	2	13	6.5	13	0
McDaniel, Emmanuel	2002	2	13	6.5	13	0
Cousin, Terry	2002	2	4	2.0	4	0
Gilbert, Sean	1998-2002	2	4	2.0	4	0
Brown, Derrick	2020-24	2	2	1.0	2	0
Benwikere, Bené	2014-16	2	1	0.5	1	0
Williams, Shaun	2006	2	1	0.5	1	0
Chinn, Jeremy	2020-23	2	0	0.0	0	0
Tillman, Charles	2015	2	0	0.0	0	0
Franklin Jr., Sam	2023-24	1	99	99.0	99	1
Smith-Wade, Chau	2024	1	3	3.0	3	0
Hill, Troy	2023-24	1	61	61.0	61	1
Stanford, R.J.	2010-11	1	53	53.0	53	0
Smith, Rod	1995-96; 97-98	1	43	43.0	43	0
Lofton, Steve	1995-96; 98-99	1	42	42.0	42	0
Reid, Eric	2018-19	1	39	39.0	39	0
DeCoud, Thomas	2014	1	35	35.0	35	0
Luvu, Frankie	2021-23	1	33	33.0	33	1
McDowell, Bubba	1995	1	33	33.0	33	0
Kragen, Greg	1995-97	1	29	29.0	29	0
Edwards, Dwan	2012-15	1	27	27.0	27	0
Richardson, Damien	1998-04	1	27	27.0	27	0
McClain, Robert	2010; 15-2016	1	24	24.0	24	0
Veland, Tony	1998	1	24	24.0	24	0
Allen, Brian	2002-04	1	21	21.0	21	0
Senn, Jordan	2009-13	1	21	21.0	21	0
Nelson, Jonathan	2011	1	20	20.0	20	0
Williams, Teddy	2015-17	1	19	19.0	19	0
Moorehead, Kindal	2003-07	1	17	17.0	17	1
Bell, Vonn	2023	1	11	11.0	11	0
Barrow, Micheal	1997-99	1	10	10.0	10	0
Burton, Shane	2002-03	1	10	10.0	10	0
Hawkins, Artrell	2004	1	9	9.0	9	0
Kesler, Thomas	2011-12	1	9	9.0	9	0
Klein, A.J.	2013-15	1	8	8.0	8	0
Morton, Christian	2006	1	8	8.0	8	0
Ealy, Kory	2014-16	1	7	7.0	7	0
McGill, Lenny	1998	1	6	6.0	6	0
Johnson, Ed	2010	1	5	5.0	5	0
Manuel, Marquand	2007	1	4	4.0	4	0
Roy, Bravion	2020-22	1	3	3.0	3	0
Lloyd, Greg	1998	1	3	3.0	3	0
King, Shawn	1995-98	1	1	1.0	1	0
Lathon, Lamar	1995-98	1	1	1.0	1	0
Jones, Deion	2023	1	0	0.0	0	0
Jewell, Josey	2024	1	0	0.0	0	0
Anderson, Rashard	2000-01	1	0	0.0	0	0
Brown, Everette	2009-10	1	0	0.0	0	0
Diggs, Na'il	2006-09	1	0	0.0	0	0



INTERCEPTIONS

	Years	INTS	YDS	AVG	LONG	TDS
Elliott, Javien	2019	1	0	0.0	0	0
Navies, Hannibal	2000-02	1	0	0.0	0	0
Obada, Efe	2018-19	1	0	0.0	0	0
Pieri, Damon	1995-97	1	0	0.0	0	0
Robinson, Eugene	2000	1	0	0.0	0	0
Rucker, Mike	1999-2007	1	0	0.0	0	0
Thomas, Josh	2011-13	1	0	0.0	0	0
Towns, Lester	2000-03	1	0	0.0	0	0
Whitehead, Tahir	2020	1	0	0.0	0	0
Williams, Jay	2000-02	1	0	0.0	0	0
Woodall, Lee	2000	1	0	0.0	0	0
Pugh, Jordan	2010-11	1	-2	-2.0	-2	0
TOTAL		442	6,192	14.0	99	34

SACKS

	Years	TOTAL
Peppers, Julius	2002-09; 17-18	97.0
Johnson, Charles	2007-17	67.5
Rucker, Mike	1999-2007	55.5
Addison, Mario	2012; 13-19	55.0
Burns, Brian	2019-23	46.0
Greene, Kevin	1996; 98-99	41.5
Hardy, Greg	2010-14	34.0
Short, Kawann	2013-20	32.5
Davis, Thomas	2005-18	28.0
Lathon, Lamar	1995-97	23.5
Jenkins, Kris	2001-07	20.5
Wallace, Al	2002-06	17.0
Barrow, Micheal	1997-99	16.5
Gilbert, Sean	1998-2002	15.5
Horton, Wes	2013-19	15.5
Buckner, Brentson	2001-05	14.5
Haynes Sr., Marquis	2018-23	14.0
Edwards, Dwan	2012-15	14.0
Ealy, Kony	2014-16	14.0
Luvu, Frankie	2021-23	14.0
Gross-Matos, Yetur	2020-23	13.0
Kuechly, Luke	2012-18	12.5
Thompson, Shaq	2015-24	12.0
Lewis, Damione	2006-09	12.0
Fields, Mark	2002; 04	11.5
Lotulelei, Star	2013-17	11.5
Minter, Mike	1997-2006	11.0
Reddick, Haason	2021	11.0
Mills, Sam	1995-97	10.0
Brayton, Tyler	2008-10	9.5
Love, Kyle	2015-19	9.5
Moorehead, Kindal	2003-07	9.5
Munnerlyn, Captain	2009-13; 17-18	9.5
Irvin, Bruce	2019	8.5
Miller, Les	1996-98	8.5
Anderson, James	2006-12	8.0
Brown, Derrick	2020-23	8.0
Butler, Vernon	2016-19	8.0
Witherspoon, Will	2002-05	8.0
Draft, Chris	2005-06	7.5
Fox, Mike	1995-96; 98	7.5
Obada, Efe	2018-20	7.5
Peter, Jason	1998-2001	7.5
Conner, Darion	1995	7.0
King, Shawn	1995-97	7.0
Morgan, Dan	2001-07	7.0
Williams, Jay	2000-01	7.0
Brown, Everettte	2009-10	6.0
Kragen, Greg	1995-97	6.0
Thomas, Mark	1995-96	6.0
Bailey, Carlton	1995-96	5.5
Clowney, Jadeveon	2024	5.5
Robinson, A'Shawn	2024	5.5
White, Reggie	2000	5.5
Cook, Toi	1996-97	5.0
Marshall, Richard	2006-10	5.0
McCoy, Gerald	2019	5.0
Poe, Dontari	2018-19	5.0

SACKS

	Years	TOTAL
Reid, Eric	2018-19	5.0
Royal, Andre	1995-97	5.0
Diggs, Na'il	2006-09	4.5
Keiser, Thomas	2011-12	4.5
Beason, Jon	2007-13	4.0
Brady, Jeff	1998	4.0
Carstens, Jordan	2004-06	4.0
Chinn, Jeremy	2020-23	4.0
Klein, A.J.	2013-16	4.0
Wonnum, D.J.	2024	4.0
Alexander, Frank	2012-14	3.5
Delaire, Ryan	2015-16	3.5
Jewell , Josey	2024	3.5
Jones, Ernest	1998-99	3.5
Mitchell, Mike	2013	3.5
Applewhite, Antwan	2011-12	3.0
Barno, Amare	2022-24	3.0
Boston, Tre	2014-16; 19-20	3.0
Bradberry, James	2016-19	3.0
Burton, Shane	2002-03	3.0
Cousin, Terry	2002-03	3.0
Godfrey, Charles	2008-14	3.0
Harris, Charles	2024	3.0
Landri, Derek	2010	3.0
Mikell, Quintin	2013	3.0
Neblett, Andre	2010-12	3.0
Poole, Tyrone	1995-97	3.0
Howard, Reggie	2001-03; 06	2.5
Shirley, Jason	2011	2.5
Slade, Chris	2001	2.5
Allen, Jared	2015	2.0
Bickett, Duane	1996	2.0
Coleman, Kurt	2015-17	2.0
Cota, Chad	1995-97	2.0
Edwards, Antonio	1999	2.0
Grant, Deon	2001-03	2.0
Hayden, Nick	2008-10	2.0
Horn, Jaycee	2021-24	2.0
Kerr, Zach	2020	2.0
Miller, Christian	2019	2.0
Morabito, Tim	1997-2000	2.0
Navies, Hannibal	1999-2002	2.0
Terry, Rick	1998-99	2.0
Wesley, Dante	2002-05; 08-09	2.0
Wilson, Damien	2022	2.0
Worley, Daryl	2016-17	2.0
Fox, Morgan	2021	1.5
Harris, Nic	2010	1.5
Kearse, Frank	2011-12	1.5
Peevy, Jayden	2024	1.5
Williams, DeShawn	2023-24	1.5
Windmon, Jacoby	2024	1.5
Allen, Brian	2002-04	1.0
Benwikere, Bene'	2014-16	1.0
Cole, Colin	2013-15	1.0
Connor, Dan	2009-11	1.0
Davis, Eric	1996-2000	1.0
Edwards, Lavar	2016	1.0

SACKS

	Years	TOTAL
Edwards, Ron	2012	1.0
Franklin Jr., Sam	2020-24	1.0
Gaither, Omar	2011	1.0
Gamble, Chris	2004-12	1.0
Grugier-Hill, Kamu	2023	1.0
Harper, Roman	2014-15	1.0
Hartsfield, Myles	2020-22	1.0
Henderson, C.J.	2021-23	1.0
Hoskins, Phil	2021-22	1.0
Ioannidis, Matt	2022	1.0
Jackson, Donté	2018-23	1.0
Johnson, Leonard	2016	1.0
Jones, Colin	2012-18	1.0
Jones, DaQuan	2021	1.0
Jones, Deion	2023	1.0
Jordan, Omari	2004	1.0
Leonard, Louis	2009-10	1.0
Leota, Eku	2023-24	1.0
Lloyd, Greg	1998	1.0
Lucas, Al	2000-01	1.0
Manuel, Marquand	2007	1.0
McClain, Terrell	2011	1.0
McClover, Stanley	2006-07	1.0
McGill, Lenny	1998	1.0
Norwood, Eric	2010-11	1.0
Price, Shawn	1995	1.0
Rasmussen, Kemp	2002-05	1.0

SPECIAL TEAMS TACKLES

	Years	TOTAL
Hankton, Karl	2000-06	94
Minter, Mike	1997-06	61
Jones, Colin	2012-19	61
Bates, Michael	1996-00; 02	60
Richardson, Damien	1998-03	58
Marshall, Richard	2006-10	56
Hoover, Brad	2000-09	54
Wesley, Dante	2002-05; 07-09	54
Goings, Nick	2001-08	53
Senn, Jordan	2009-13	52
Smart, Rod	2002-05	49
Rasmussen, Kemp	2002-05	45
Cota, Chad	1995-97	44
Royal, Andre	1995-97	44
Stone, Dwight	1995-98	44
Ciurciu, Vinny	2003-06	42
Cooper, Jarrod	2001-04	40
Barnidge, Gary	2008-12	39
Franklin Jr., Sam	2020-24	38
Johnson, Anthony	1995-99	38
Hetherington, Chris	1999-01	35
Jacobs, Ben	2014-15; 16-18	31
Williams, Jason	2010-11; 12-14	31
Mayo, David	2015-18	30
Seward, Adam	2005-08	29
Klein, A.J.	2013-16	27
Minor, Kory	1999-02	27
Smith, Rod	1995-98	27
Addison, Mario	2012-17	26
Teal, Quinton	2007-09	26
Towns, Lester	2000-03	26
Curry, Donte'	2007-08	24
Connor, Dan	2008-11; 13	23
Short, Brandon	2004-05	23
Jansen, JJ	2010-24	23
Anderson, James	2006-12	22
Manning Jr., Ricky	2003-05	22
Martin, Sherrod	2009-12	21
Butcher, Paul	1995	20
Davis, Thomas	2005-17	20
Pieri, Damon	1995-97	20
Webb, Joe	2014-16	20
Anderson, Rashard	2000	19
Branch, Colin	2003-06	19
Gamble, Chris	2004-12	19

SACKS

	Years	TOTAL
Ray, LaBryan	2023-24	1.0
Richardson, Damien	1998-2002	1.0
Roy, Brawlion	2020-21	1.0
Saleh, Tarek	1997-98	1.0
Ray, Seals	1997	1.0
Smith, Rod	1995-97; 98	1.0
Swann, Eric	2000	1.0
Taylor, Hilee	2008	1.0
Tuaolo, Esera	1999	1.0
Turnbull, Renaldo	1997	1.0
Wallace, Trevin	2024	1.0
Williams, Gerald	1996	1.0
Carter Jr., Jermaine	2018-21	0.5
Chester, Larry	2001	0.5
Crumedy, Jaden	2024	0.5
Elliott, Javien	2019	0.5
Houston, Justin	2023	0.5
Johnson, DJ	2023-24	0.5
Littleton, Cory	2022	0.5
McClain, Robert	2010; 15-2016	0.5
McGee, Stacy	2019	0.5
Nixon, Daviyon	2021-22	0.5
Raybon, Israel	1997	0.5
Short, Brandon	2004-05	0.5
Tuttle, Shy	2023	0.5
Wells, Dean	1999-2001	0.5
Wilson, Gillis	2001	0.5

SPECIAL TEAMS TACKLES

	Years	TOTAL
Kyle, Jason	2001-08	19
Chandler, Sean	2021-22	18
Mangum, Kris	1997-06	18
McCadams, Kevin	2006	18
Ricci, Giovanni	2021-23	18
Stanford, Julian	2020-21	18
Hudson, Marcus	2010	17
Allen, Brian	2002-04	16
Diggs, Na'il	2006-09	16
Godfrey, Charles	2008-14	16
Norwood, Eric	2010-11	16
Phillips, Jason	2011-12	16
Carter Jr., Jermaine	2018-21	15
Howard, Reggie	2000-03; 06	15
McClain, Robert	2010; 15-16	15
Tatum, Kinnon	1997-98	15
Alexander, Brent	1998-99	14
Brockel, Richie	2011-15	14
Shaw, Tim	2007	14
Witherspoon, Will	2002-05	14
Whittaker, Fozzy	2014-17	13
Rosario, Dante	2007-10	13
Wallace, Al	2002-06	13
Boston, Tre	2014-16; 19-20	12
Cook, Toi	1996-97	12
Kasay, John	1995-10	12
Munnerlyn, Captain	2009-13; 17	12
Rhattigan, Jon	2024	12
Salley, Nate	2006-08	12
Thomas, Josh	2011-13	12
Baker, Jason	2005-11	11
Baker, Myron	1996-97	11
Johnson, Landon	2008-09	11
Jones, Donta'	1999	11
McDowell, Bubba	1995	11
Pilares, Kealoha	2011-13	11
Sauerbrun, Todd	2001-04	11
Swift, Michael	1998-99	11
Thompson, Shaq	2015-24	11
Terrell, Pat	1995-97	11
Wells, Dean	1999-01	11
Franks, Feleipe	2024	10
Kinchen, Brian	1999-00	10
Lofton, Steve	1995-96; 98-99	10
Nakamura, Haruki	2012	10

SPECIAL TEAMS TACKLES

	Years	TOTAL
Navies, Hannibal	1999-02	10
Norris, Jared	2016-18	10
Williams, Teddy	2015-17	10
Thomas-Oliver III, Stantley	2020-22	9
Blackburn, Chase	2013-14	9
Green, Ray	2000	9
Harper, Deveron	2000-01	9
Luvu, Frankie	2021-23	9
Poole, Tyrone	1995-97	9
Scurlock, Mike	1999	9
Sutton, Tyrell	2009-10	9
Tovar, Steve	1999	9
Vaughan, Josh	2010-11	9
Wheeler, Leonard	1998-99	9
Culberson, Quinton	2009	8
Dickson, Ed	2014-17	8
Draft, Chris	2005-06	8
Gano, Graham	2012-18	8
Greene, Scott	1996-97	8
Hogue, Doug	2012	8
Robinson, Jammie	2023-24	8
Cherelus, Claudin	2023-24	7
Haynes Sr., Marquis	2018-22; 24	7
Harris, Nic	2010	7
Jamison, Brandon	2006-07	7
Martin, Charly	2009-10	7
McDaniel, Emmanuel	1996; 02	7
Mullen, Rod	1999	7
Shepard, Russell	2017	7
Tremble, Tommy	2021-24	7
Tufts, Sean	2004-05	7
Wilson, Damien	2022	6
Samuel, Curtis	2017-18	6
Barno, Amare	2022-24	6
Benett, Brandon	2004	6
Broughton, Luther	1997-98; 01	6
Cannon, Trenton	2020	6
Cash, Jeremy	2016	6
Cousin, Terry	2002-03	6
Gaskins, Percell	1997	6
Hardy, Greg	2010-14	6
Jackson, Brad	2002	6
Jackson, Eddie	2004	6
Johnson, Lonnie	2024	6
Muhammad, Muhsin	1996-04; 08-09	6
Price, Shawn	1995	6
Smith, Armond	2012-13	6
Tillman, Travares	2003-04	6
Tolbert, Mike	2012-16	6
Veland, Tony	1998	6
Wilson, C.J.	2007-10	6
Zylstra, Brandon	2019-21	6
Artis-Payne, Cameron	2015-19	5
Bickett, Duane	1996	5
Bolden, Juran	1998	5
Christian, Bob	1995	5
Cooper, Deke	2002; 07	5
Davis, Tae	2023	5
DeCoud, Thomas	2014	5
Farley, Caleb	2024	5
Faryniarz, Brett	1995	5
Gachkar, Andrew	2017	5
Grugier-Hill, Kamu	2023	5
Harris, Chris	2007-09	5
Hodge, Abdul	2010	5
Jamison, D'Shawn	2023	5
Manuel, Marquand	2007	5
Pugh, Jordan	2010-11	5
Reid, Spencer	1998	5
Rodenhauser, Mark	1995-97	5
Ross, Micah	2004	5
Wooten, Chandler	2022-24	5
Applewhite, Antwan	2011-12	4
Beason, Jon	2007-13	4
Brown, Corey	2014-16	4
Chinn, Jeremy	2020-23	4

SPECIAL TEAMS TACKLES

	Years	TOTAL
Dockery, James	2012-14	4
Farley, Matthias	2023	4
Fiammetta, Tony	2009-10	4
Gaulden, Rashaan	2018	4
Griffin, Michael	2016	4
Griffith, Howard	1995-96	4
Hampton, Will	2003-04	4
Incoom, Thomas	2024	4
Johnston, Clay	2020-21	4
McGill, Lenny	1998	4
Morton, Christian	2006	4
Norman, Josh	2012-15	4
Robinson, Kenny	2020-21	4
Saleh, Tarek	1997-98	4
Scott, Nick	2024	4
Seymour, Kevon	2017	4
Windmon, Jacoby	2024	4
Hubbard, Chuba	2021-24	3
Littleton, Cory	2022	3
Armah, Alex	2017-18	3
Blackshear, Raheem	2022-24	3
Bootle, DiCaprio	2023	3
Carruth, Rae	1997-99	3
Coleman, Kurt	2015-17	3
DeLoatch, Curtis	2007	3
Elder, Corn	2020	3
Evans, Doug	1998-01	3
Glanton, Adarius	2014	3
Gray, Derwin	1998	3
Hardy, Jermaine	2005	3
Haynes, Alex	2007	3
Hemsley, Nate	2001	3
Lane, Fred	1997-99	3
Lester, Robert	2013-14	3
Moore, David	2024	3
Onatolu, Kenny	2012	3
Posey, Jeff	2001	3
Reed, Michael	1995-96	3
Smith-Wade, Chau	2024	3
Strait, Derrick	2006	3
Sullivan, Stephen	2021-24	3
Taylor, Adarius	2020	3
Taylor, Hilee	2008-10	3
Thomas, Ian	2018-24	3
Abraham, Clifton	1997	2
Bailey, Carlton	1995-97	2
Bersin, Brenton	2014-15, 17	2
Butler, Darius	2011	2
Byrd, Damiere	2017-18	2
Caldwell, Mike	2003	2
Cook, Alex	2023	2
Chisena, Dan	2024	2
Dendy, Patrick	2007	2
Dulaney, Mike	1998	2
Gaither, Omar	2011	2
Goodson, Mike	2009-11	2
Grant, Deon	2001-03	2
Hartsfield, Myles	2020-22	2
Hines, Jermale	2011	2
Humphrey, Deon	2000	2
Jensen, Jerry	1998-99	2
Johnson, DJ	2023-24	2
Lloyd, Rhys	2007-09; 10	2
Martin, Kamal	2021	2
Mills, Sam	1995-97	2
Oliver, Winslow	1996-98	2
Parker, Ron	2012	2
Philyaw, Dino	1995-96	2
Presley, De'Andre	2014	2
Rasby, Walter	1995-97	2
Robertson, Jamal	2004-05	2
Slye, Joey	2019-20	2
Smith, Andre	2018	2
Smith-Marsette, Ihmir	2023	2
Thomas, Mark	1995-96	2
Turner, Nate	1995	2

CAREER LEADERS

SPECIAL TEAMS TACKLES

	Years	TOTAL
Walter, Ken	1997-00	2
Williams, Brandon	2013-15	2
Williams, Jamar	2010	2
Wilson, Kion	2011	2
Worley, Daryl	2016-17	2
Young, Walter	2003	2
Adams, Darvin	2011	1
Alexander, Gerald	2010	1
Baldwin, Randy	1995	1
Barner, Kenjon	2013; 18	1
Barnhardt, Tommy	1995	1
Barrow, Micheal	1997-99	1
Bernadeau, Mackenzy	2008-11	1
Biddle, Taye	2006	1
Bonnafon, Reggie	2019-21	1
Brown, Dee	2002	1
Byrd, Jairus	2017	1
Campbell, D.J.	2012	1
Catanzaro, Chandler	2018	1
Charlton, Joseph	2020-21	1
Christensen, Brady	2021-24	1
Clay, Kaelin	2017	1
Clowney, David	2010	1
Cole, Matt	2021	1
Cramer, Casey	2004-05	1
Davis, Eric	1996-00	1
Davis, Rod	2006	1
Delaire, Ryan	2015-16	1
Dixon, Travell	2016	1
Dyson, Kenny	2024	1
Edwards, Dwan	2012-15	1
Erickson, Alex	2021	1
Finnegan, Cortland	2015	1
Fordham, Todd	2004-06	1
Garcia, Frank	1995-00	1
Gill, Cam	2024	1
Gonzalez, Zane	2021	1
Hajrullahu, Lirim	2021	1
Harris, Charles	2024	1
Hekker, Johnny	2022-24	1

SPECIAL TEAMS TACKLES

	Years	TOTAL
Hill, Travis	1995	1
Hill, Troy	2023-24	1
Hitchcock, Jimmy	2000-01	1
Hixon, Domenik	2013	1
Jackson, Donte	2018-21	1
Jones, Ernest	1998-99	1
Jones, Mark	2008	1
Keiser, Thomas	2011-12	1
King, Jeff	2006-10	1
Lee, Andy	2016	1
Leota, Eku	2023	1
Matthews, Jordan	2023-24	1
Mare, Olindo	2011	1
Marlowe, Dean	2015-16	1
Mikell, Quintin	2013	1
Moore, Derrick	1995	1
Nortman, Brad	2012-15	1
Palardy, Michael	2016-17	1
Pineiro, Eddy	2022-24	1
Pride Jr., Troy	2020-21	1
Richardson, Demani	2024	1
Reid, Eric	2018	1
Russell, Anderson	2012	1
Sanchez, Zack	2016	1
Seidman, Mike	2003-06	1
Selvie, George	2011	1
Shelton, Eric	2005-06	1
Shenault Jr., Laviska	2022-23	1
Short, Kawann	2013-17	1
Stanford, R.J.	2010-11	1
Taylor Jr., Keith	2021	1
Thompson, Colin	2020-21	1
Wallace, Trevin	2024	1
Wiggins, Jermaine	2002-03	1
Wilds, Garnell	2005	1
Williams, Garnell	1995-97	1
Williams, Thomas	2011	1
Workman, Vince	1995	1
Young, Lou	2015-16	1

CAREER PLAYOFF LEADERS

RECEIVING YARDS

	Years	Rec	Yds	Avg	Long	TDs	100-yd. gms.
Smith, Steve	2001-2013	51	856	16.8	70	8	3
Olsen, Greg	2011-2017	35	488	13.9	54	2	2
Muhammad, Muhsin	1996-04; 2008-09	20	407	20.4	85t	2	2
Brown, Corey	2014-2016	15	276	18.4	86t	1	1
Ginn Jr., Ted	2013, 2015-2016	10	230	23.0	59	0	1
Funchess, Devin	2015-2017	9	152	16.9	24	1	0
Carter, Drew	2004-2007	4	131	32.8	47t	1	0
Proehl, Ricky	2003-2005	9	125	13.9	31	1	0
Benjamin, Kelvin	2014-2017	11	108	9.8	28	2	0
Green, Willie	1995-1996	10	104	10.4	22	1	0
McCaffrey, Christian	2017-2018	6	101	16.8	56t	1	1
Cotchery, Jericho	2014-2015	13	95	7.3	13	0	0
Dickson, Ed	2014-2017	6	92	15.3	34	0	0
Carrier, Mark	1995-1998	5	72	14.4	27	0	0
Hoover, Brad	2000-2009	9	64	7.1	11	0	0
Walls, Wesley	1996-2002	6	58	9.7	20	1	0
Whittaker, Fozzy	2014-2017	2	53	26.5	39t	1	0
Stewart, Jonathan	2008-2017	9	49	5.4	18	0	0
Bersin, Brenton	2014-2017	4	44	11.0	19	0	0
Wiggins, Jermaine	2002-2003	5	43	8.6	21	0	0
Foster, DeShaun	2002-2007	7	42	6.0	12	0	0
Colbert, Keary	2004-2007	3	40	13.3	25	0	0
Goings, Nick	2001-2008	4	39	9.8	14	0	0
LaFell, Brandon	2010-2013	4	34	8.5	13	0	0
Clay, Kaelin	2017-2018	3	32	10.7	21	0	0
Tolbert, Mike	2012-2016	3	29	9.7	14	1	0
Rosario, Dante	2007-2010	3	28	9.3	14	0	0
Jarrett, Dwayne	2007-2010	2	27	13.5	20	0	0
Robertson, Jamal	2004-2005	6	27	4.5	18	0	0
Griffith, Howard	1995-1996	5	24	4.8	11	1	0
Ismail, Raghib	1996-1998	1	24	24.0	24	0	0
Mangum, Kris	1997-2006	5	24	4.8	11	1	0
Davis, Stephen	2003-2005	2	23	11.5	21	0	0
Johnson, Anthony	1995-1999	2	23	11.5	14	0	0
Oliver, Winslow	1996-1998	2	10	5.0	5	0	0
Williams, DeAngelo	2006-2014	3	8	2.7	6	0	0
Artis-Payne, Cameron	2015-2018	1	1	1.0	1	0	0
TOTAL		295	3,983	13.5	85t	25	10

RUSHING YARDS

	Years	Rsh	Yds	Avg	Long	TDs	100-yd. gms.
Stewart, Jonathan	2008-2017	101	474	4.7	59	5	2
Foster, DeShaun	2002-2007	85	401	4.7	33t	2	1
Davis, Stephen	2003-2005	64	315	4.9	64	1	1
Newton, Cam	2011-2017	63	258	4.1	29	2	0
Johnson, Anthony	1995-1999	37	135	3.6	12	0	1
Goings, Nick	2001-2008	33	121	3.7	18	0	0
Williams, DeAngelo	2006-2014	23	106	4.6	31	0	0
Tolbert, Mike	2012-2016	27	76	2.8	11	0	0
Smith, Steve	2001-2013	5	45	9.0	22	1	0
Ginn, Jr., Ted	2013, 2015-2016	2	33	16.5	22t	1	0
Whittaker, Fozzy	2014-2017	9	32	3.6	15	0	0
Oliver, Winslow	1996-1998	5	26	5.2	11	0	0
Delhomme, Jake	2003-2009	15	23	1.5	10	0	0
Robertson, Jamal	2004-2005	4	19	4.8	15	0	0
McCaffrey, Christian	2017	6	16	2.7	7	0	0
Muhammad, Muhsin	1996-04; 2008-09	3	14	4.7	6	0	0
Hoover, Brad	2000-2009	6	12	2.0	7t	1	0
Artis-Payne, Cameron	2015-2017	3	7	2.3	3	0	0
Ismail, Raghib	1996-1998	1	7	7.0	7	0	0
LaFell, Brandon	2010-2013	1	6	6.0	6	0	0
Cotchery, Jericho	2014-2015	2	5	2.5	5	0	0
Smart, Rod	2002-2005	1	5	5.0	5	0	0
Collins, Kerry	1995-1998	7	4	0.6	8	0	0
Stark, Rohn	1996	1	0	0.0	0	0	0
Anderson, Derek	2011-2017	2	-2	-1.0	-1	0	0
Nortman, Brad	2012-2015	2	-2	-1.0	6	0	0
Weinke, Chris	2001-2006	3	-3	-1.0	-1	0	0
TOTAL		511	2,133	4.2	64	13	5

CAREER PLAYOFF LEADERS

PASSING YARDS

	Years	Att	Cmp	Pct	Yds	TD	INT	Sk/Yds	Rtg	300yd
Delhomme, Jake	2003-2009	226	130	57.5%	1,847	12	10	16/107	83.3	2
Newton, Cam	2011-2017	224	134	59.8%	1,821	10	7	20/179	87.7	2
Collins, Kerry	1995-1998	59	31	52.5%	315	3	3	2/9	63.9	0
Smith, Steve	2001-2013	1	0	-	0	0	0	0/0	39.6	0
TOTAL		510	295	57.8%	3,983	25	20	40/308	82.8	4

SCORING

	Years	TD	TDr	Tdp	Tdrt	FG	PAT	2pt.	S	Pts
Kasay, John	1995-2010	0	0	0	0	21	18	0	0	81
Smith, Steve	2001-13	10	1	8	1	0	0	0	0	60
Gano, Graham	2012-2017	0	0	0	0	8	16	0	0	40
Stewart, Jonathan	2008-2017	5	5	0	0	0	0	0	0	30
Muhammad, Muhsin	1996-04; 2008-09	3	0	2	1	0	0	0	0	18
Benjamin, Kelvin	2014-2017	2	0	2	0	0	0	0	0	12
Foster, DeShaun	2002-2007	2	2	0	0	0	0	0	0	12
Kuechly, Luke	2012-2017	2	0	0	2	0	0	0	0	12
Newton, Cam	2011-2017	2	2	0	0	0	0	0	0	12
Tolbert, Mike	2012-2016	1	0	1	0	0	0	1	0	8
Brown, Corey	2014-2016	1	0	1	0	0	0	0	0	6
Carter, Drew	2004-2007	1	0	1	0	0	0	0	0	6
Davis, Stephen	2003-2005	1	1	0	0	0	0	0	0	6
Funcness, Devin	2015-17	1	0	1	0	0	0	0	0	6
Ginn, Jr., Ted	2013, 2015-16	1	1	0	0	0	0	0	0	6
Green, Willie	1995-1996	1	0	1	0	0	0	0	0	6
Griffith, Howard	1995-1996	1	0	1	0	0	0	0	0	6
Hoover, Brad	2000-2009	1	1	0	0	0	0	0	0	6
Mangum, Kris	1997-2006	1	0	1	0	0	0	0	0	6
McCaffrey, Christian	2017	1	0	1	0	0	0	0	0	6
Olsen, Greg	2011-2017	1	0	1	0	0	0	0	0	6
Proehl, Ricky	2003-2005	1	0	1	0	0	0	0	0	6
Walls, Wesley	1996-2002	1	0	1	0	0	0	0	0	6
Whittaker, Fozzy	2014-2017	1	0	1	0	0	0	0	0	6
TOTALS		41	13	24	4	29	34	1	0	369

INTERCEPTIONS

	Years	INTS	YDS	AVG	LONG	TDs
Manning, Ricky	2003-2005	4	15	3.8	13	0
Kuechly, Luke	2012-2017	3	37	12.3	22t	2
Lucas, Ken	2005-2008	2	15	7.5	14	0
McCree, Marlon	2005	2	-9	-4.5	1	0
Boston, Tre	2014-2016	2	16	8.0	11	0
Coleman, Kurt	2015-2017	2	0	0.0	0	0
Mills, Sam	1995-1997	2	34	17.0	24	0
Adams, Mike	2017	1	1	1.0	1	0
Beason, Jon	2007-2013	1	4	4.0	4	0
Cota, Chad	1995-1997	1	49	49.0	49	0
Ealy, Kony	2014-2016	1	19	19.0	0	0
Finnegan, Cortland	2015	1	0	0.0	0	0
Grant, Deon	2000-2003	1	16	16.0	16	0
Howard, Reggie	2001-2003	1	12	12.0	12	0
Minter, Mike	1997-2006	1	-1	-1.0	-1	0
Morgan, Dan	2001-2007	1	-2	-2.0	-2	0
Peppers, Julius	2002-2009	1	34	34.0	34	0
Terrell, Pat	1995-1997	1	49	49.0	49	0
TOTAL		28	289	10.3	97	2

SACKS

	Years	TOTAL	SACKS	Years	TOTAL
Charles Johnson	2007-17	5.0	Reggie Howard	2000-03	1.0
Kawann Short	2013-18	4.0	Damione Lewis	2006-09	1.0
Kony Ealy	2014-16	3.0	Kris Jenkins	2001-07	1.0
Luke Kuechly	2012-18	2.0	Greg Favors	2003	1.0
Dwan Edwards	2012-15	2.0	Dan Morgan	2001-07	1.0
Mike Rucker	1999-07	2.0	Mario Addison	2012, 2013-18	1.0
Thomas Davis	2005-18	2.0	Lamar Lathron	1995-97	1.0
Jordan Carstens	2004-06	2.0	Josh Norman	2012-15	1.0
Julius Peppers	2002-09, 2017-18	2.0	Kyle Love	2015-18	1.0
Will Witherspoon	2002-05	2.0	Les Miller	1996-98	1.0
Al Wallace	2002-06	1.5	Shane Burton	2002-03	0.5
Brentson Buckner	2001-05	1.5	Mike Minter	1997-06	0.5
Tre Boston	2014-16	1.0	TOTALS		41.0

SINGLE-GAME BESTS

100-YARD RECEIVING GAMES

Player	Opponent	Date	Receptions	Yards	Touchdowns
Steve Smith [^]	Chicago Bears	01/15/2006	12	218	2
Steve Smith	Minnesota Vikings	10/30/2005	11	201	1
Muhsin Muhammad	New Orleans Saints	09/13/1998	9	192	1
Steve Smith	Baltimore Ravens	10/15/2006	8	189	1
Muhsin Muhammad	Washington Redskins	11/16/2003	9	189	0
Steve Smith	Chicago Bears	10/02/2011	8	181	0
Greg Olsen	Tampa Bay Buccaneers	10/10/2016	9	181	0
Muhsin Muhammad	New Orleans Saints	12/05/2004	10	179	1
Steve Smith	Arizona Cardinals	09/11/2011	8	178	2
Ed Dickson	Detroit Lions	10/08/2017	5	175	0
Steve Smith	Miami Dolphins	09/25/2005	11	170	3
Steve Smith	Chicago Bears	11/20/2005	14	169	0
Steve Smith	Atlanta Falcons	11/23/2008	8	168	0
Patrick Jeffers	New Orleans Saints	01/02/2000	7	165	2
Steve Smith	Denver Broncos	12/14/2008	9	165	1
Steve Smith [^]	St. Louis Rams	01/10/2004	6	163	1
Patrick Jeffers	Pittsburgh Steelers	12/26/1999	5	160	2
Steve Smith	Minnesota Vikings	12/20/2009	9	157	1
Willie Green	St. Louis Rams	11/12/1995	6	157	1
DJ Moore	Detroit Lions	11/18/2018	7	157	1
Willie Green	San Francisco 49ers	12/08/1996	7	157	1
Steve Smith	Green Bay Packers	09/18/2011	6	156	0
Steve Smith	Houston Texans	09/16/2007	8	153	3
DJ Moore	Atlanta Falcons	10/30/2022	6	152	1
Muhsin Muhammad	Washington Redskins	10/03/1999	8	151	0
Steve Smith	Tennessee Titans	10/19/2003	10	151	1
Steve Smith	Tampa Bay Buccaneers	11/13/2006	8	149	0
Wesley Walls	Atlanta Falcons	09/07/1997	7	147	1
Muhsin Muhammad	Atlanta Falcons	09/28/2008	8	147	1
Patrick Jeffers	Green Bay Packers	12/12/1999	8	147	2
Willie Green	Atlanta Falcons	12/17/1995	4	147	1
Adam Thielen	Seattle Seahawks	10/24/2023	11	145	1
Steve Smith	Cincinnati Bengals	12/08/2002	5	144	1
Drew Carter	New York Giants	12/10/2006	8	144	1
Steve Smith	Washington Redskins	10/23/2011	7	143	0
Muhsin Muhammad [^]	New England Patriots	02/01/2004	4	140	1
Patrick Jeffers	San Francisco 49ers	12/18/1999	8	138	1
Steve Smith	New Orleans Saints	09/11/2005	8	138	1
Steve Smith	Dallas Cowboys	12/22/2007	9	137	1
Steve Smith	Arizona Cardinals	10/14/2007	10	136	1
Muhsin Muhammad	Atlanta Falcons	12/18/2004	10	135	1
Steve Smith [^]	Dallas Cowboys	01/03/2004	5	135	1
Greg Olsen	New Orleans Saints	09/27/2015	8	134	2
Steve Smith	New Orleans Saints	12/28/2008	5	134	0
Donald Hayes	Atlanta Falcons	11/28/1999	5	133	1
Ricky Proehl	Tampa Bay Buccaneers	11/09/2003	3	133	1
Muhsin Muhammad	Atlanta Falcons	09/23/2001	10	132	0
Drew Carter	Green Bay Packers	11/18/2007	5	132	1
Mark Carrier	New Orleans Saints	11/26/1995	6	132	2
DJ Moore	Green Bay Packers	12/19/2020	6	131	0
Steve Smith	Atlanta Falcons	09/20/2009	8	131	0
Greg Olsen	Seattle Seahawks	10/18/2015	7	131	1
Steve Smith	Atlanta Falcons	01/01/2006	9	131	1
Muhsin Muhammad	Green Bay Packers	11/27/2000	11	131	2
Greg Olsen	New Orleans Saints	12/06/2015	9	129	0
DJ Moore	Detroit Lions	11/22/2020	7	127	0
Muhsin Muhammad	San Francisco 49ers	10/22/2000	9	127	0
Steve Smith	Cincinnati Bengals	10/22/2006	8	126	0
Muhsin Muhammad	San Francisco 49ers	12/18/1999	11	126	3
DJ Moore	New Orleans Saints	11/24/2019	6	126	2
DJ Moore	Houston Texans	09/23/2021	8	126	0
Steve Smith	Atlanta Falcons	12/11/2011	6	125	0
Muhsin Muhammad	St. Louis Rams	11/14/1999	9	125	0
David Gettis	San Francisco 49ers	10/24/2010	8	125	2
Mark Carrier	Jacksonville Jaguars	09/29/1996	8	124	2
Steve Smith	Detroit Lions	10/16/2005	6	123	1
Muhsin Muhammad	San Francisco 49ers	11/14/2004	6	123	3
Greg Olsen	San Francisco 49ers	09/18/2016	5	122	1
Steve Smith	New Orleans Saints	10/19/2008	6	122	1
Diontae Johnson	Las Vegas Raiders	09/22/2024	8	122	1
Christian McCaffrey	Atlanta Falcons	11/17/2019	11	121	0
Willie Green	Atlanta Falcons	09/03/1995	7	121	1
DJ Moore	Tampa Bay Buccaneers	09/20/2020	8	120	0
DJ Moore	Green Bay Packers	11/10/2019	9	120	0
Ted Ginn	Atlanta Falcons	12/13/2015	2	120	2
Devin Funchess	Tampa Bay Buccaneers	01/03/2016	7	120	1
Steve Smith	Kansas City Chiefs	12/02/2012	5	120	1
Christian McCaffrey	Indianapolis Colts	12/22/2019	15	119	0
Raghib Ismail	Atlanta Falcons	09/06/1998	6	119	1

SINGLE-GAME BESTS

Player	Opponent	Date	Receptions	Yards	Touchdowns
Greg Olsen	Philadelphia Eagles	11/10/2014	6	119	0
Steve Smith	Arizona Cardinals	10/09/2005	8	119	2
Curtis Samuel	New Orleans Saints	01/03/2021	7	118	0
Muhsin Muhammad	Arizona Cardinals	11/21/2004	6	118	2
Steve Smith	Chicago Bears	10/28/2012	7	118	0
Muhsin Muhammad	Washington Redskins	12/13/1998	7	118	0
Steve Smith	St. Louis Rams	09/09/2007	7	118	1
DJ Moore	Tampa Bay Buccaneers	01/01/2023	6	117	1
Raghib Ismail	Dallas Cowboys	10/11/1998	6	117	2
Muhsin Muhammad	Cincinnati Bengals	09/26/1999	8	117	0
Steve Smith	Tampa Bay Buccaneers	12/08/2008	9	117	1
Steve Smith	Arizona Cardinals	10/26/2008	5	117	2
Greg Olsen	Green Bay Packers	12/17/2017	9	116	1
Steve Smith	Green Bay Packers	09/29/2002	5	116	0
Adam Thielen	Miami Dolphins	10/15/2023	11	115	1
Ted Ginn	Oakland Raiders	11/27/2016	4	115	1
Muhsin Muhammad	Tampa Bay Buccaneers	12/26/2004	8	115	2
Kelvin Benjamin	Pittsburgh Steelers	09/21/2014	8	115	1
Donald Hayes	San Francisco 49ers	09/10/2000	6	115	1
Keary Colbert	Denver Broncos	10/10/2004	4	115	1
Robby Anderson	Las Vegas Raiders	09/13/2020	6	114	1
Muhsin Muhammad	Atlanta Falcons	10/03/2004	7	114	0
Mark Carrier	Chicago Bears	10/08/1995	5	114	1
Muhsin Muhammad	Oakland Raiders	12/24/2000	10	114	0
Greg Olsen^	Arizona Cardinals	01/24/2016	6	113	0
Corey Brown^	Arizona Cardinals	01/24/2016	4	113	1
DJ Moore	Seattle Seahawks	12/15/2019	8	113	0
DJ Moore	Dallas Cowboys	10/03/2021	8	113	2
Robby Anderson	Atlanta Falcons	10/11/2020	8	112	0
Steve Smith	Tampa Bay Buccaneers	10/12/2008	6	112	0
Muhsin Muhammad	New Orleans Saints	11/10/2002	4	112	0
Christian McCaffrey	Seattle Seahawks	11/25/2018	11	112	1
Steve Smith	Tampa Bay Buccaneers	09/24/2006	7	112	0
Rae Carruth	Kansas City Chiefs	09/21/1997	8	110	0
Greg Olsen	Tampa Bay Buccaneers	12/14/2014	10	110	0
Greg Olsen	Tampa Bay Buccaneers	09/12/2019	6	110	0
Adam Thielen	Tampa Bay Buccaneers	12/29/2024	5	110	2
Robby Anderson	Tampa Bay Buccaneers	09/20/2020	9	109	0
Kelvin Benjamin	Atlanta Falcons	11/16/2014	9	109	1
Raghib Ismail	Indianapolis Colts	12/27/1998	7	109	1
Steve Smith	Atlanta Falcons	12/09/2012	7	109	0
Raghib Ismail	Atlanta Falcons	11/03/1996	5	108	0
Devin Funchess	New York Jets	11/26/2017	7	108	0
Muhsin Muhammad	San Francisco 49ers	09/10/2000	8	108	1
Kelvin Benjamin	San Francisco 49ers	09/18/2016	7	108	2
Adam Thielen	Detroit Lions	10/08/2023	11	107	1
Muhsin Muhammad	Detroit Lions	09/15/2002	8	107	1
Rae Carruth	Minnesota Vikings	10/12/1997	6	107	1
Greg Olsen^	New Orleans Saints	01/07/2018	8	107	1
Patrick Jeffers	St. Louis Rams	12/05/1999	7	107	1
Brandon LaFell	Minnesota Vikings	10/13/2013	4	107	1
Curtis Samuel	Washington Football Team	12/27/2020	5	106	0
Steve Smith	Tampa Bay Buccaneers	09/09/2012	7	106	0
Muhsin Muhammad	Cincinnati Bengals	12/08/2002	8	106	1
Steve Smith	Tampa Bay Buccaneers	11/06/2005	5	106	1
Muhsin Muhammad	Seattle Seahawks	10/31/2004	8	106	2
Keyshawn Johnson	Minnesota Vikings	09/17/2006	5	106	0
Wesley Walls	St. Louis Rams	11/23/1997	8	106	0
Greg Olsen	Green Bay Packers	10/19/2014	8	105	0
Curtis Samuel	Kansas City Chiefs	11/08/2020	9	105	1
Steve Smith	Green Bay Packers	11/30/2008	4	105	0
Willie Green	New Orleans Saints	11/26/1995	4	105	1
Steve Smith	New Orleans Saints	09/16/2012	3	104	0
Kelvin Benjamin	New England Patriots	10/01/2017	4	104	0
Ricky Proehl	Dallas Cowboys	12/24/2005	2	104	1
Kelvin Benjamin	Tampa Bay Buccaneers	12/14/2014	8	104	0
Ted Ginn^	San Francisco 49ers	01/12/2014	4	104	0
Muhsin Muhammad	Atlanta Falcons	10/04/1998	4	104	1
Muhsin Muhammad	Buffalo Bills	12/09/2001	8	104	0
DJ Moore	Denver Broncos	11/27/2022	4	103	1
Steve Smith	Tampa Bay Buccaneers	12/11/2005	5	103	0
Brandon LaFell	Tampa Bay Buccaneers	12/24/2011	3	103	1
DJ Moore	Miami Dolphins	11/28/2021	4	103	0
Muhsin Muhammad	Jacksonville Jaguars	09/19/1999	4	103	1
Steve Smith	Indianapolis Colts	10/12/2003	6	103	1
Muhsin Muhammad^	Dallas Cowboys	01/03/2004	4	103	0
Robbie Anderson	Cleveland Browns	09/11/2022	5	102	1
Wesley Walls	Seattle Seahawks	10/08/2000	7	102	0
Muhsin Muhammad	Kansas City Chiefs	12/10/2000	8	102	0
Christian McCaffrey	Atlanta Falcons	09/16/2018	14	102	0
Greg Olsen	Denver Broncos	11/11/2012	9	102	2
Raghib Ismail	New Orleans Saints	11/30/1997	6	102	0
DJ Moore	New Orleans Saints	01/03/2021	5	101	0
DeAngelo Williams	Philadelphia Eagles	12/04/2006	7	101	1

SINGLE-GAME BESTS

Player	Opponent	Date	Receptions	Yards	Touchdowns
DJ Moore	Tennessee Titans	11/03/2019	7	101	0
Mark Carrier	Washington Redskins	12/24/1995	7	101	0
Christian McCaffrey	New Orleans Saints	09/24/2017	9	101	0
Christian McCaffrey [^]	New Orleans Saints	01/07/2018	6	101	1
Keary Colbert	Seattle Seahawks	10/31/2004	4	100	0
Steve Smith	New Orleans Saints	10/26/2003	9	100	0
Jonathan Stewart	Green Bay Packers	09/18/2011	8	100	0
Steve Smith	Minnesota Vikings	10/30/2011	7	100	1
Mark Carrier	Buffalo Bills	10/25/1998	5	100	1
[^] POSTSEASON					

100-YARD RUSHING GAMES

Player	Opponent	Date	Carries	Yards	Touchdowns
DeAngelo Williams	New Orleans Saints	12/30/2012	21	210	2
Jonathan Stewart	New York Giants	12/27/2009	28	206	1
DeAngelo Williams	Tampa Bay Buccaneers	12/08/2008	19	186	2
Christian McCaffrey	Cincinnati Bengals	09/23/2018	28	184	0
Stephen Davis	New Orleans Saints	10/26/2003	31	178	2
DeAngelo Williams	New Orleans Saints	12/28/2008	25	178	0
Christian McCaffrey	Jacksonville Jaguars	10/06/2019	19	176	2
DeShaun Foster	Kansas City Chiefs	09/19/2004	32	174	1
Richard Huntley	New England Patriots	01/06/2002	21	168	0
D'Onta Foreman	Detroit Lions	12/24/2022	21	165	1
DeShaun Foster	Atlanta Falcons	01/01/2006	18	165	1
Stephen Davis	New Orleans Saints	10/05/2003	30	159	1
DeAngelo Williams	Arizona Cardinals	11/01/2009	23	158	0
Jonathan Stewart	New Orleans Saints	12/07/2014	20	155	1
Lamar Smith	Minnesota Vikings	09/22/2002	30	154	2
Christian McCaffrey	Arizona Cardinals	09/22/2019	24	153	1
Stephen Davis	Houston Texans	11/02/2003	30	153	0
Stephen Davis	Atlanta Falcons	09/28/2003	21	153	1
Chuba Hubbard	New York Giants	11/10/2024	28	153	1
DeAngelo Williams	Tampa Bay Buccaneers	10/18/2009	30	152	2
Chuba Hubbard	Arizona Cardinals	12/22/2024	25	152	2
DeShaun Foster [^]	New York Giants	01/08/2006	27	151	0
DeAngelo Williams	New Orleans Saints	11/08/2009	21	149	2
Fred Lane	Oakland Raiders	11/02/1997	28	147	3
Christian McCaffrey	Tennessee Titans	11/03/2019	24	146	2
Stephen Davis	Tampa Bay Buccaneers	09/14/2003	33	142	0
Tim Biakabutuka	Washington Redskins	10/03/1999	12	142	3
DeAngelo Williams	Oakland Raiders	11/09/2008	19	140	1
Fred Lane	Dallas Cowboys	12/08/1997	34	138	0
Jonathan Stewart	Arizona Cardinals	12/19/2010	27	137	0
Anthony Johnson	Washington Redskins	08/31/1997	20	134	0
Jonathan Stewart	Atlanta Falcons	12/12/2010	18	133	0
Tim Biakabutuka	Cincinnati Bengals	09/26/1999	8	132	2
Jonathan Stewart	Washington Redskins	12/19/2016	25	132	0
DeShaun Foster	Atlanta Falcons	12/04/2005	24	131	1
D'Onta Foreman	Atlanta Falcons	11/10/2022	31	130	1
Jonathan Stewart	Detroit Lions	11/16/2008	15	130	1
Christian McCaffrey	Los Angeles Rams	09/08/2019	19	128	2
Nick Goings	Tampa Bay Buccaneers	12/26/2004	33	127	0
Anthony Johnson	St. Louis Rams	10/13/1996	22	126	0
Chuba Hubbard	Detroit Lions	12/24/2022	12	125	0
Jonathan Stewart	Philadelphia Eagles	10/25/2015	24	125	0
Christian McCaffrey	Seattle Seahawks	11/25/2018	17	125	1
Jonathan Stewart	New Orleans Saints	01/03/2010	16	125	1
DeAngelo Williams	Kansas City Chiefs	10/05/2008	20	123	2
Anthony Johnson	St. Louis Rams	11/17/1996	27	123	1
Derrick Moore	Tampa Bay Buccaneers	10/01/1995	21	123	1
Anthony Johnson	New Orleans Saints	10/20/1996	29	123	0
Jonathan Stewart [^]	Arizona Cardinals	01/03/2015	24	123	1
Dee Brown	Cleveland Browns	12/01/2002	27	122	0
DeShaun Foster	Atlanta Falcons	09/23/2007	20	122	1
DeAngelo Williams	Miami Dolphins	11/19/2009	13	122	0
Jonathan Stewart	Cleveland Browns	12/21/2014	24	122	0
Nick Goings	New Orleans Saints	12/05/2004	36	122	1
Tim Biakabutuka	Washington Redskins	10/21/2001	20	121	1
DeAngelo Williams	Tampa Bay Buccaneers	12/30/2007	20	121	2
Nick Goings	Arizona Cardinals	11/21/2004	22	121	3
DeAngelo Williams	Arizona Cardinals	10/14/2007	10	121	1
Jonathan Stewart	Tampa Bay Buccaneers	12/06/2009	26	120	1
Mike Goodson	Baltimore Ravens	11/21/2010	22	120	0
DeAngelo Williams	Detroit Lions	11/16/2008	14	120	2
DeAngelo Williams	New York Giants	09/22/2013	23	120	0
Derrick Moore	New England Patriots	10/29/1995	28	119	0
Fred Lane	Green Bay Packers	12/14/1997	19	119	1
D'Onta Foreman	Tampa Bay Buccaneers	10/23/2022	15	118	0
D'Onta Foreman	Atlanta Falcons	10/30/2022	26	118	3

SINGLE-GAME BESTS

Player	Opponent	Date	Receptions	Yards	Touchdowns
Christian McCaffrey	San Francisco 49ers	10/27/2019	14	117	1
Brad Hoover	Green Bay Packers	11/27/2000	24	117	1
Cam Newton	Atlanta Falcons	12/09/2012	9	116	1
Stephen Davis	Philadelphia Eagles	11/30/2003	23	115	0
DeAngelo Williams	New Orleans Saints	10/09/2011	9	115	1
Jonathan Stewart	Tampa Bay Buccaneers	12/08/2008	15	115	2
DeAngelo Williams	St. Louis Rams	11/19/2006	20	114	0
Chuba Hubbard	Las Vegas Raiders	09/22/2024	21	114	0
D'Onta Foreman	Denver Broncos	11/27/2022	24	113	0
Fred Lane	New Orleans Saints	11/30/1997	13	112	1
Anthony Johnson	Tampa Bay Buccaneers	12/01/1996	26	111	1
Stephen Davis	Jacksonville Jaguars	09/07/2003	22	111	0
Jonathan Stewart	Miami Dolphins	11/13/2017	17	110	0
Jonathan Stewart	Tampa Bay Buccaneers	10/18/2009	17	110	1
Jalen Coker	Dallas Cowboys	12/15/2024	4	110	1
Tim Biakabutuka	Indianapolis Colts	12/27/1998	25	109	1
Jonathan Stewart	Minnesota Vikings	12/20/2009	25	109	1
Christian McCaffrey	New Orleans Saints	09/25/2022	25	108	0
Christian McCaffrey	Green Bay Packers	11/10/2019	20	108	1
Nick Goings	St. Louis Rams	12/12/2004	31	108	1
DeAngelo Williams	New York Giants	12/21/2008	24	108	4
DeAngelo Williams	Arizona Cardinals	10/26/2008	17	108	1
Cam Newton	Cincinnati Bengals	10/12/2014	17	107	1
DeShaun Foster	Cleveland Browns	10/08/2006	24	106	0
Jonathan Stewart^	Seattle Seahawks	01/17/2016	19	106	2
Christian McCaffrey	Tampa Bay Buccaneers	12/02/2018	10	106	0
Nick Goings	Tampa Bay Buccaneers	11/28/2004	23	106	0
DeShaun Foster	New Orleans Saints	10/01/2006	16	105	1
Anthony Johnson^	Dallas Cowboys	01/05/1997	26	104	0
Tim Biakabutuka	Atlanta Falcons	10/26/1997	23	104	2
Stephen Davis^	Dallas Cowboys	01/03/2004	26	104	1
Chuba Hubbard	Tampa Bay Buccaneers	12/03/2023	25	104	2
Chuba Hubbard	Cincinnati Bengals	09/29/2024	18	104	1
Jonathan Stewart	Minnesota Vikings	12/10/2017	16	103	3
Tim Biakabutuka	Seattle Seahawks	10/08/2000	23	103	0
Tim Biakabutuka	Washington Redskins	12/13/1998	17	103	1
Christian McCaffrey	New York Giants	09/18/2022	15	102	0
DeShaun Foster	Atlanta Falcons	12/24/2006	28	102	0
Anthony Johnson	Minnesota Vikings	10/06/1996	23	102	1
Jonathan Stewart	Washington Redskins	11/22/2015	21	102	0
Adam Thielen	Philadelphia Eagles	12/08/2024	9	102	0
DeAngelo Williams	Atlanta Falcons	11/23/2008	19	101	1
Christian McCaffrey	Atlanta Falcons	12/23/2018	21	101	0
Fred Lane	New Orleans Saints	11/01/1998	35	101	1
Chuba Hubbard	Philadelphia Eagles	10/10/2021	24	101	0
Cam Newton	New York Giants	12/20/2015	8	100	0
Fozzy Whittaker	San Francisco 49ers	09/18/2016	16	100	0
Mike Goodson	Tampa Bay Buccaneers	11/14/2010	23	100	0
Fred Lane	New Orleans Saints	09/13/1998	18	100	0

^POSTSEASON

CAREER 100-YARD RECEIVING GAME LEADERS

Player	Total
Smith, Steve	46 (3 postseason)
Muhammad, Muhsin	29 (2 postseason)
Moore, DJ	15
Olsen, Greg	13 (2 postseason)
McCaffrey, Christian	6 (1 postseason)
Benjamin, Kelvin	5
Carrier, Mark	5
Ismail, Raghib	5
Jeffers, Patrick	5
Thielen, Adam	5
Anderson, Robby	4
Ginn, Jr., Ted	3 (1 postseason)
Samuel, Curtis	3
Walls, Wesley	3
Carter, Drew	2
Carruth, Rae	2
Colbert, Keary	2
Funchess, Devin	2
Green, Willie	2
Hayes, Donald	2
LaFell, Brandon	2
Proehl, Ricky	2
Brown, Corey	1
Coker, Jalen	1
Dickson, Ed	1
Gettis, David	1
Johnson, Dontae	1
Johnson, Keyshawn	1
Stewart, Jonathan	1
Williams, DeAngelo	1
TOTAL	171 (9 postseason)

CAREER 100-YARD RUSHING GAME LEADERS

Player	Number
Stewart, Jonathan	18 (2 postseason)
Williams, DeAngelo	18
McCaffrey, Christian	12
Davis, Stephen	8 (1 postseason)
Foster, DeShaun	8 (1 postseason)
Biakabutuka, Tshimanga	7
Johnson, Anthony	7 (1 postseason)
Hubbard, Chuba	6
Lane, Fred	6
Foreman, D'Onta	5
Goings, Nick	5
Newton, Cam	3
Goodson, Mike	2
Moore, Derrick	2
Brown, Dee	1
Hoover, Brad	1
Huntley, Richard	1
Smith, Lamar	1
Whittaker, Fozzy	1
TOTAL	112 (5 postseason)

SINGLE-GAME BESTS

300-YARD PASSING GAMES

Player	Opponent	Date	Attempts	Completions	Yards	Touchdowns	Interceptions
Cam Newton	Green Bay Packers	09/18/2011	46	28	432	1	3
Chris Weinke	New York Giants	12/10/2006	61	34	423	1	3
Cam Newton	Arizona Cardinals	09/11/2011	37	24	422	2	1
Cam Newton	Chicago Bears	10/02/2011	46	27	374	1	1
Steve Beuerlein	Green Bay Packers	12/12/1999	42	29	373	3	0
Steve Beuerlein	San Francisco 49ers	12/18/1999	38	27	368	4	0
Teddy Bridgewater	Tampa Bay Buccaneers	09/20/2020	42	33	367	0	2
Jake Delhomme	Baltimore Ravens	10/15/2006	39	24	365	2	2
Steve Beuerlein	San Francisco 49ers	09/10/2000	32	24	364	3	1
Jake Delhomme	Tennessee Titans	10/19/2003	49	31	362	2	0
Andy Dalton	Seattle Seahawks	09/24/2023	58	34	361	2	0
Cam Newton	Detroit Lions	11/18/2018	37	25	357	3	1
Cam Newton	Detroit Lions	10/08/2017	33	26	355	3	0
Cam Newton	San Francisco 49ers	09/18/2016	40	24	353	4	1
Cam Newton^	New Orleans Saints	01/07/2018	40	24	349	2	0
Jake Delhomme	Minnesota Vikings	10/30/2005	30	21	341	3	0
Sam Darnold	Tampa Bay Buccaneers	01/01/2023	37	23	341	3	1
Cam Newton	New York Giants	12/20/2015	45	25	340	5	0
Jake Delhomme	Atlanta Falcons	12/18/2004	35	24	340	2	1
Kerry Collins	New Orleans Saints	11/26/1995	46	17	335	3	4
Cam Newton^	Arizona Cardinals	01/24/2016	28	19	335	2	1
Cam Newton	Atlanta Falcons	09/16/2018	45	32	335	3	1
Steve Beuerlein	Washington Redskins	10/03/1999	47	23	334	1	1
Cam Newton	Tampa Bay Buccaneers	09/12/2019	51	25	333	0	0
Steve Beuerlein	Seattle Seahawks	10/08/2000	39	27	332	2	1
Cam Newton	New Orleans Saints	12/06/2015	41	28	331	5	1
Frank Reich	Atlanta Falcons	09/03/1995	44	23	329	2	0
Kerry Collins	Kansas City Chiefs	09/21/1997	47	24	328	1	4
Kerry Collins	San Francisco 49ers	12/08/1996	37	22	327	3	0
Jake Delhomme	Buffalo Bills	10/25/2009	44	27	325	0	3
Kyle Allen	Atlanta Falcons	11/17/2019	50	31	325	0	4
Jake Delhomme^	New England Patriots	02/01/2004	33	16	323	3	0
Cam Newton	New Orleans Saints	10/16/2016	47	27	322	2	1
Steve Beuerlein	New Orleans Saints	01/02/2000	41	22	322	5	0
Rodney Peete	Cincinnati Bengals	12/08/2002	29	21	319	3	1
Jake Delhomme^	Chicago Bears	01/15/2006	33	24	319	3	1
Andy Dalton	Las Vegas Raiders	09/22/2024	37	26	319	3	0
PJ Walker	Atlanta Falcons	10/30/2022	36	19	317	1	1
Jake Delhomme	Washington Redskins	11/16/2003	30	20	317	0	2
Cam Newton	New England Patriots	10/01/2017	29	22	316	3	1
Jake Delhomme	Houston Texans	09/16/2007	41	27	316	3	1
Cam Newton	New Orleans Saints	09/27/2015	31	20	315	2	0
Cam Newton	Chicago Bears	10/28/2012	39	20	314	0	2
Teddy Bridgewater	Atlanta Falcons	10/11/2020	36	27	313	2	0
Bryce Young	Green Bay Packers	12/24/2023	36	23	312	2	0
Chris Weinke	St. Louis Rams	12/23/2001	51	24	312	1	0
Teddy Bridgewater	Kansas City Chiefs	11/08/2020	49	36	310	2	0
Rodney Peete	Detroit Lions	09/15/2002	32	21	310	1	0
Rodney Peete	New Orleans Saints	11/10/2002	40	23	310	2	1
Kerry Collins	New England Patriots	10/29/1995	45	25	309	2	1
Steve Beuerlein	San Francisco 49ers	10/22/2000	44	28	309	3	0
Jake Delhomme	Atlanta Falcons	10/03/2004	38	23	308	0	2
Cam Newton	Arizona Cardinals	10/06/2013	39	21	308	0	3
Matt Moore	San Francisco 49ers	10/24/2010	41	28	308	2	1
Jake Delhomme	Atlanta Falcons	09/20/2009	41	25	308	1	1
Kyle Allen	Green Bay Packers	11/10/2019	43	28	307	1	1
Jake Delhomme	New Orleans Saints	01/02/2005	50	24	307	2	0
Cam Newton	Philadelphia Eagles	11/10/2014	40	25	306	2	3
Cam Newton	Philadelphia Eagles	11/26/2012	28	18	306	2	0
Sam Darnold	New Orleans Saints	09/19/2021	38	26	305	2	1
Sam Darnold	Houston Texans	09/23/2021	34	23	304	0	0
Jake Delhomme	San Francisco 49ers	11/14/2004	34	19	303	3	0
Cam Newton	Tampa Bay Buccaneers	09/09/2012	33	23	303	1	2
Kerry Collins	Atlanta Falcons	10/04/1998	38	20	302	3	2
Sam Darnold	Dallas Cowboys	10/03/2021	39	26	301	2	2
Cam Newton	Tampa Bay Buccaneers	12/02/2018	41	28	300	2	4
Steve Beuerlein	San Francisco 49ers	10/17/1999	36	23	300	4	3
Cam Newton	Washington Redskins	12/19/2016	37	21	300	2	0

^POSTSEASON

SINGLE-GAME BESTS

OPPONENTS' 100-YARD RECEIVING GAMES

Player	Team	Date	Receptions	Yards	Touchdowns
Julio Jones	Atlanta Falcons	10/02/2016	12	300	1
Rod Gardner	Washington Redskins	10/21/2001	6	208	1
Mike Evans	Tampa Bay Buccaneers	01/01/2023	10	207	3
Antonio Bryant	Tampa Bay Buccaneers	12/08/2008	9	200	2
Drake London	Atlanta Falcons	01/05/2025	10	187	2
Julio Jones	Atlanta Falcons	12/27/2015	9	178	1
Shannon Sharpe	Denver Broncos	11/09/1997	8	174	0
Brandin Cooks	New Orleans Saints	10/16/2016	7	173	1
Roddy White	Atlanta Falcons	09/30/2012	8	169	2
Reggie Wayne	Indianapolis Colts	10/28/2007	7	168	1
Antonio Freeman	Green Bay Packers	12/14/1997	10	166	2
Larry Fitzgerald [^]	Arizona Cardinals	01/10/2009	8	166	1
D.J. Chark	Jacksonville Jaguars	10/06/2019	8	164	2
Tim Brown	Oakland Raiders	11/02/1997	10	163	0
Tyreek Hill	Miami Dolphins	10/15/2023	6	163	1
Mike Evans	Tampa Bay Buccaneers	12/03/2023	7	162	1
Anquan Boldin	Arizona Cardinals	10/09/2005	10	162	1
Joe Horn	New Orleans Saints	12/05/2004	8	160	2
Travis Kelce	Kansas City Chiefs	11/08/2020	10	159	0
Torry Holt	St. Louis Rams	12/12/2004	6	151	1
Chris Godwin	Tampa Bay Buccaneers	10/13/2019	10	151	0
Joe Horn	New Orleans Saints	12/02/2001	13	150	1
Chris Olave	New Orleans Saints	09/25/2022	9	147	0
Vincent Jackson	Tampa Bay Buccaneers	10/04/2015	10	147	1
Az-Zahir Hakim	St. Louis Rams	11/05/2000	8	147	1
Michael Irvin	Dallas Cowboys	10/11/1998	6	146	0
Robby Anderson	New York Jets	11/26/2017	6	146	2
Marques Colston	New Orleans Saints	01/01/2012	7	145	2
Eric Moulds	Buffalo Bills	10/25/1998	5	145	2
Deion Branch [^]	New England Patriots	02/01/2004	10	143	1
Calvin Ridley	Atlanta Falcons	11/17/2019	8	143	1
Irving Fryar	Philadelphia Eagles	10/27/1996	7	143	0
Jimmy Graham	Seattle Seahawks	10/18/2015	8	140	0
Michael Westbrook	Washington Redskins	10/03/1999	8	140	2
Steve Smith	Baltimore Ravens	09/28/2014	7	139	2
Cris Carter	Minnesota Vikings	11/19/2000	8	138	1
Zach Ertz	Philadelphia Eagles	10/21/2018	9	138	0
Jordan Matthews	Philadelphia Eagles	11/10/2014	7	138	2
Ramses Barden	New York Giants	09/20/2012	9	138	0
Julio Jones	Atlanta Falcons	10/29/2020	7	137	0
Jaylen Waddle	Miami Dolphins	11/28/2021	9	137	1
Rob Gronkowski	Tampa Bay Buccaneers	01/09/2022	7	137	0
Calvin Ridley	Atlanta Falcons	10/11/2020	8	136	0
Anquan Boldin [^]	San Francisco 49ers	01/12/2014	8	136	0
Larry Fitzgerald	Arizona Cardinals	10/09/2005	9	136	1
Demaryius Thomas	Denver Broncos	11/11/2012	9	135	0
Michael Pittman	Tampa Bay Buccaneers	11/28/2004	8	134	2
Albert Connell	Washington Redskins	10/03/1999	5	134	2
Keenan Allen	Los Angeles Chargers	09/27/2020	13	132	1
Marques Colston	New Orleans Saints	10/01/2006	5	132	1
Tyler Boyd	Cincinnati Bengals	09/23/2018	6	132	1
Odell Beckham	New York Giants	10/07/2018	8	131	1
Michael Thomas [^]	New Orleans Saints	01/07/2018	8	131	0
Torry Holt	St. Louis Rams	11/05/2000	4	130	0
Jimmy Graham	New Orleans Saints	10/09/2011	8	129	0
Jermaine Kearse [^]	Seattle Seahawks	01/10/2015	3	129	1
Jerry Rice	San Francisco 49ers	12/08/1996	10	129	1
Demarcus Robinson	Baltimore Ravens	11/20/2022	9	128	0
Darren Sproles	New Orleans Saints	09/16/2012	13	128	0
Jerry Rice	San Francisco 49ers	09/22/1996	10	127	0
David Boston	Arizona Cardinals	12/30/2001	7	127	2
Mike Wallace	Miami Dolphins	11/24/2013	5	127	1
Roddy White	Atlanta Falcons	09/23/2007	7	127	1
Adam Thielen	Minnesota Vikings	10/17/2021	11	126	1
Larry Fitzgerald	Arizona Cardinals	12/19/2010	9	125	0
Marques Colston	New Orleans Saints	12/08/2013	9	125	2
Terance Mathis	Atlanta Falcons	09/01/1996	4	123	0
Terrell Owens	Philadelphia Eagles	10/17/2004	4	123	0
Marques Colston	New Orleans Saints	12/28/2008	7	123	1
Az-Zahir Hakim	St. Louis Rams	12/05/1999	4	122	2
Reggie Wayne	Indianapolis Colts	11/27/2011	5	122	1
Jerry Rice	San Francisco 49ers	12/10/1995	6	121	0
Randall Cobb	Green Bay Packers	10/19/2014	6	121	1
Chris Godwin	Tampa Bay Buccaneers	09/12/2019	8	121	1
Lance Moore	New Orleans Saints	12/30/2012	4	121	0
Chris Godwin	Tampa Bay Buccaneers	01/01/2023	9	120	0
Mohamed Sanu	Cincinnati Bengals	10/12/2014	10	120	1
Andre Johnson	Houston Texans	09/16/2007	7	120	2

SINGLE-GAME BESTS

Player	Team	Date	Receptions	Yards	Touchdowns
Plaxico Burress	Pittsburgh Steelers	12/15/2002	6	120	1
Tyler Lockett	Seattle Seahawks	12/15/2019	8	120	1
Marvin Harrison	Indianapolis Colts	10/12/2003	8	119	0
Keenan McCardell	Tampa Bay Buccaneers	11/09/2003	9	118	1
Terrell Owens	San Francisco 49ers	10/07/2001	8	118	2
Davante Adams	Green Bay Packers	11/10/2019	7	118	0
Julio Jones	Atlanta Falcons	11/05/2017	6	118	0
Mike Evans	Tampa Bay Buccaneers	12/01/2024	8	118	1
Roddy White	Atlanta Falcons	12/09/2012	9	117	1
Dorsey Levens^	Green Bay Packers	01/12/1997	5	117	1
Brent Celek	Philadelphia Eagles	11/10/2014	5	116	0
Isaac Bruce^	St. Louis Rams	01/10/2004	7	116	0
Albert Connell	Washington Redskins	12/13/1998	8	116	1
Antonio Bryant	Tampa Bay Buccaneers	12/06/2009	5	116	0
CeeDee Lamb	Dallas Cowboys	12/15/2024	9	116	1
Larry Fitzgerald	Arizona Cardinals	10/26/2008	7	115	0
Jimmy Smith	Jacksonville Jaguars	09/19/1999	10	115	0
Ted Ginn^	New Orleans Saints	01/07/2018	4	115	1
Jimmy Graham	New Orleans Saints	12/30/2012	9	115	1
Ike Hilliard	Tampa Bay Buccaneers	09/30/2007	7	114	0
Chad Johnson	Cincinnati Bengals	12/08/2002	6	114	0
Tyreek Hill	Kansas City Chiefs	11/08/2020	9	113	2
Kenny Golladay	Detroit Lions	11/18/2018	8	113	1
Russell Copeland	Buffalo Bills	09/10/1995	2	112	1
Charlie Garner	San Francisco 49ers	10/22/2000	7	112	0
DK Metcalf	Seattle Seahawks	09/24/2023	6	112	0
Brandin Cooks	Houston Texans	09/23/2021	9	112	0
Jerry Rice	San Francisco 49ers	11/05/1995	8	111	0
Isaac Bruce	St. Louis Rams	12/05/1999	6	111	0
Donte' Stallworth	Philadelphia Eagles	12/04/2006	4	111	1
DeSean Jackson	Washington Redskins	12/19/2016	7	111	0
Steve Johnson	Buffalo Bills	09/15/2013	8	111	1
Isaac Bruce	St. Louis Rams	11/12/1995	9	110	1
Sean Dawkins	New Orleans Saints	09/13/1998	5	110	1
Michael Crabtree	Oakland Raiders	11/27/2016	8	110	0
Ernie Mills	Dallas Cowboys	10/11/1998	5	110	1
Jermaine Kearse^	Seattle Seahawks	01/17/2016	11	110	2
Terrell Owens	San Francisco 49ers	12/08/1996	5	110	1
DJ Chark	Detroit Lions	12/24/2022	4	108	0
Jackie Harris	Tampa Bay Buccaneers	10/01/1995	5	108	0
Wayne Chrebet	New York Jets	11/29/1998	7	107	2
Mike Evans	Tampa Bay Buccaneers	12/24/2017	6	107	0
Terrell Owens	Dallas Cowboys	10/29/2006	9	107	0
Tyler Lockett	Seattle Seahawks	11/25/2018	5	107	1
Damian Williams	Tennessee Titans	11/13/2011	5	107	1
Terance Mathis	Atlanta Falcons	10/26/1997	8	107	0
Randy Moss	Minnesota Vikings	11/19/2000	5	106	1
Tre'Quan Smith	New Orleans Saints	09/25/2022	4	105	0
Wes Welker	New England Patriots	12/13/2009	10	105	0
Jermaine Kearse	New York Jets	11/26/2017	7	105	1
Early Doucet	Arizona Cardinals	09/11/2011	3	105	1
Matt Forte	Chicago Bears	10/05/2014	12	105	1
Marcus Pollard	Detroit Lions	10/16/2005	3	105	0
Adam Thielen	Minnesota Vikings	12/10/2017	6	105	1
DJ Moore	Chicago Bears	10/06/2024	5	105	2
Mike Evans	Tampa Bay Buccaneers	09/20/2020	7	104	1
Keith Poole	New Orleans Saints	01/02/2000	6	104	0
Roddy White	Atlanta Falcons	12/28/2014	8	104	0
Brian Finneran	Atlanta Falcons	11/24/2002	4	104	0
Brandin Cooks	New Orleans Saints	12/06/2015	6	104	1
Joey Galloway	Dallas Cowboys	10/13/2002	3	104	1
Julio Jones	Atlanta Falcons	12/11/2011	3	104	2
Mike Wallace	Pittsburgh Steelers	12/23/2010	4	104	1
David Moore	Seattle Seahawks	11/25/2018	4	103	1
Terry McLaurin	Washington Football Team	11/21/2021	5	103	1
Keyshawn Johnson	Tampa Bay Buccaneers	09/14/2003	9	102	0
Terance Mathis	Atlanta Falcons	12/17/1995	8	102	0
Donte' Stallworth	New Orleans Saints	12/18/2005	5	102	1
Sean Dawkins	New Orleans Saints	11/01/1998	6	102	0
Tim Dwight	Atlanta Falcons	11/28/1999	5	102	0
Troy Williamson	Minnesota Vikings	09/17/2006	6	102	0
Oronde Gadsden	Miami Dolphins	11/04/2001	5	102	0
Joe Horn	New Orleans Saints	11/10/2002	6	101	0
Cedrick Henderson	San Francisco 49ers	11/14/2004	5	101	0
Devery Henderson	New Orleans Saints	10/07/2007	4	101	0
Michael Thomas	New Orleans Saints	11/24/2019	10	101	1
Mark Clayton	Baltimore Ravens	10/15/2006	5	101	2
Antonio Brown	Tampa Bay Buccaneers	12/26/2021	10	101	0
Chris Godwin	Tampa Bay Buccaneers	12/02/2018	5	101	1

SINGLE-GAME BESTS

Player	Team	Date	Receptions	Yards	Touchdowns
Isaac Bruce	St. Louis Rams	09/17/1995	5	100	0
Courtland Sutton	Denver Broncos	10/27/2024	8	100	0
^POSTSEASON					

OPPONENTS' 100-YARD RUSHING GAMES

Player	Team	Date	Carries	Yards	Touchdowns
Derrick Ward	New York Giants	12/21/2008	15	215	0
Matt Forte	Chicago Bears	10/02/2011	25	205	1
Marshall Faulk	St. Louis Rams	12/23/2001	30	202	2
Shaun Alexander	Seattle Seahawks	10/31/2004	32	195	1
Julius Jones	Dallas Cowboys	12/24/2005	34	194	2
Reuben Droughns	Denver Broncos	10/10/2004	30	193	0
Ronald Jones	Tampa Bay Buccaneers	11/15/2020	23	192	1
Marshall Faulk	St. Louis Rams	11/11/2001	15	183	2
Bryce Brown	Philadelphia Eagles	11/26/2012	19	178	2
Bijan Robinson	Atlanta Falcons	01/05/2025	28	170	2
Matt Forte	Chicago Bears	10/10/2010	22	166	2
Curtis Martin	New York Jets	10/28/2001	27	159	0
Alvin Kamara	New Orleans Saints	11/03/2024	29	155	0
Joe Mixon	Cincinnati Bengals	11/06/2022	22	153	4
Bucky Irving	Tampa Bay Buccaneers	12/01/2024	25	152	1
Rico Dowdle	Dallas Cowboys	12/15/2024	25	149	0
Ricky Williams	New Orleans Saints	10/14/2001	31	147	1
Le'Veon Bell	Pittsburgh Steelers	09/21/2014	21	147	0
Aaron Jones	Green Bay Packers	12/19/2020	20	145	1
Trung Canidate	St. Louis Rams	11/11/2001	16	145	1
Ricky Williams	New Orleans Saints	10/15/2000	38	144	2
Ezekiel Elliott	Dallas Cowboys	10/03/2021	20	143	1
Nick Chubb	Cleveland Browns	09/11/2022	22	141	0
Mike Vick	Atlanta Falcons	12/07/2003	14	141	1
Terry Allen	Washington Redskins	08/31/1997	25	141	2
Garrison Hearst	San Francisco 49ers	09/29/1997	28	141	1
Deuce McAllister	New Orleans Saints	01/02/2005	28	140	1
Duce Staley	Philadelphia Eagles	11/07/1999	17	140	1
Dalvin Cook	Minnesota Vikings	10/17/2021	29	140	1
Kevin Smith	Detroit Lions	11/20/2011	16	140	2
Michael Turner	Atlanta Falcons	10/16/2011	27	139	2
Garrison Hearst	San Francisco 49ers	12/06/1998	20	139	1
Doug Martin	Tampa Bay Buccaneers	11/18/2012	24	138	0
Giovani Bernard	Cincinnati Bengals	10/12/2014	18	137	1
Jerome Bettis	Pittsburgh Steelers	12/26/1999	33	137	1
Warrick Dunn	Atlanta Falcons	12/18/2004	28	134	1
Stephen Davis	Washington Redskins	09/03/2000	23	133	1
Chris Carson	Seattle Seahawks	12/15/2019	24	133	2
Ronnie Brown	Miami Dolphins	09/25/2005	23	132	1
Shaun Alexander^	Seattle Seahawks	01/22/2006	34	132	2
Fred Taylor	Jacksonville Jaguars	12/09/2007	18	132	1
Willie Parker	Pittsburgh Steelers	12/17/2006	23	132	1
Emmitt Smith	Dallas Cowboys	10/01/2000	24	132	1
Warrick Dunn	Atlanta Falcons	09/10/2006	29	132	0
Peyton Hillis	Cleveland Browns	11/28/2010	26	131	3
J.K. Dobbins	Los Angeles Chargers	09/15/2024	22	131	1
Chris Johnson	Tennessee Titans	11/13/2011	27	130	1
Derrius Guice	Washington Redskins	12/01/2019	10	129	2
Abdul-Karim al-Jabbar	Miami Dolphins	11/15/1998	25	127	1
Chris Ivory	New Orleans Saints	01/01/2012	19	127	1
Jamaal Charles	Kansas City Chiefs	12/02/2012	27	127	0
Aaron Jones	Green Bay Packers	12/24/2023	21	127	0
Deuce McAllister	New Orleans Saints	10/05/2003	23	124	0
James Stewart	Jacksonville Jaguars	09/19/1999	27	124	2
Saquon Barkley	Philadelphia Eagles	12/08/2024	20	124	0
Maurice Jones-Drew	Jacksonville Jaguars	09/25/2011	24	122	0
Todd Gurley	Atlanta Falcons	10/11/2020	14	121	1
Jeff Wilson	San Francisco 49ers	10/09/2022	17	120	1
Robert Smith	Minnesota Vikings	10/12/1997	23	120	1
Ahman Green	Green Bay Packers	09/13/2004	33	119	2
Ricky Williams	Miami Dolphins	11/19/2009	22	119	2
LeGarrette Blount	Pittsburgh Steelers	09/21/2014	10	118	1
Marshall Faulk	St. Louis Rams	12/05/1999	22	118	0
Deuce McAllister	New Orleans Saints	12/29/2002	28	117	0
Jamal Anderson	Atlanta Falcons	10/04/1998	31	117	1
Michael Turner	Atlanta Falcons	11/23/2008	24	117	4
James Conner	Arizona Cardinals	12/22/2024	15	117	1
Raheem Mostert	Miami Dolphins	10/15/2023	17	115	2
Brian Hill	Atlanta Falcons	12/23/2018	8	115	0
Warrick Dunn	Tampa Bay Buccaneers	10/12/2008	22	115	0
Jerald Moore	St. Louis Rams	12/20/1997	27	113	0
Corey Dillon	Cincinnati Bengals	09/26/1999	20	113	0

SINGLE-GAME BESTS

Player	Team	Date	Carries	Yards	Touchdowns
Chester Taylor	Minnesota Vikings	09/17/2006	24	113	0
Andre Brown	New York Giants	09/20/2012	20	113	2
Bucky Irving	Tampa Bay Buccaneers	12/29/2024	20	113	0
Michael Turner	Atlanta Falcons	12/12/2010	28	112	3
Kevin Smith	Detroit Lions	11/16/2008	24	112	0
Cadillac Williams	Tampa Bay Buccaneers	12/11/2005	29	112	2
Emmitt Smith	Dallas Cowboys	10/11/1998	21	112	1
Tiki Barber	New York Giants	12/10/2006	20	112	0
Michael Turner	Atlanta Falcons	11/15/2009	9	111	0
Curtis Martin	New York Jets	11/29/1998	21	110	2
Pierre Thomas	New Orleans Saints	09/16/2012	9	110	0
Marion Barber	Dallas Cowboys	12/22/2007	22	110	1
Jamal Anderson	Atlanta Falcons	11/03/1996	22	109	1
Arian Foster	Houston Texans	12/18/2011	16	109	1
David Montgomery	Detroit Lions	10/08/2023	19	109	1
Jamal Anderson	Atlanta Falcons	09/01/1996	14	108	0
Leonard Fournette	Jacksonville Jaguars	10/06/2019	23	108	1
Dwayne Washington	New Orleans Saints	12/30/2018	11	108	0
Alvin Kamara	New Orleans Saints	01/08/2023	23	107	1
Rashad Jennings	New York Giants	12/20/2015	16	107	1
Tevin Coleman	Atlanta Falcons	09/16/2018	16	107	0
Doug Martin	Tampa Bay Buccaneers	10/04/2015	20	106	1
Thomas Rawls	Seattle Seahawks	12/04/2016	15	106	2
Ty Montgomery	New Orleans Saints	01/03/2021	18	105	0
Michael Turner	Atlanta Falcons	09/20/2009	28	105	1
Tevin Coleman	San Francisco 49ers	10/27/2019	11	105	3
Rashaan Salaam	Chicago Bears	10/08/1995	28	105	0
Tyler Allgeier	Atlanta Falcons	10/13/2024	18	105	1
Ladell Betts	Washington Redskins	11/26/2006	24	104	0
Terrell Davis	Denver Broncos	11/09/1997	21	104	0
Leonard Fournette	Tampa Bay Buccaneers	09/20/2020	12	103	2
Robert Smith	Minnesota Vikings	11/19/2000	23	103	1
C.J. Spiller	Buffalo Bills	09/15/2013	16	103	0
Michael Turner	Atlanta Falcons	09/30/2012	13	103	0
Tyrone Tracy	New York Giants	11/10/2024	18	103	1
Ricky Williams	New Orleans Saints	12/02/2001	27	102	0
Kordell Stewart	Pittsburgh Steelers	12/22/1996	7	102	1
Robert Smith	Minnesota Vikings	10/06/1996	27	102	0
Frank Gore	San Francisco 49ers	10/24/2010	19	102	0
Travis Etienne	Jacksonville Jaguars	12/31/2023	16	102	2
Rudi Johnson	Cincinnati Bengals	10/22/2006	26	101	0
Jacquizz Rodgers	Tampa Bay Buccaneers	10/10/2016	30	101	0
Travis Henry	Buffalo Bills	12/09/2001	27	101	1
Deuce McAllister	New Orleans Saints	10/26/2003	26	101	0
Joseph Addai	Indianapolis Colts	10/28/2007	23	100	2
LenDale White	Tennessee Titans	11/04/2007	31	100	1
T.J. Duckett	Atlanta Falcons	09/28/2003	14	100	0
Mark Ingram	New Orleans Saints	10/30/2014	30	100	2
^POSTSEASON					

OPPONENTS' 300-YARD PASSING GAMES

Player	Team	Date	Attempts	Completions	Yards	Touchdowns	Interceptions
Matt Ryan	Atlanta Falcons	10/2/2016	37	28	503	4	1
Drew Brees	New Orleans Saints	10/16/2016	49	34	465	4	1
Tom Brady	Tampa Bay Buccaneers	01/01/2023	45	34	432	3	0
Trent Green	St. Louis Rams	11/05/2000	42	29	431	2	0
Jameis Winston	Tampa Bay Buccaneers	10/13/2019	54	30	400	1	5
Josh McCown	Arizona Cardinals	10/09/2005	46	29	398	2	3
Drew Brees	New Orleans Saints	12/30/2012	43	29	396	4	1
Steve Young	San Francisco 49ers	12/08/1996	41	27	393	3	2
Drew Brees	New Orleans Saints	01/01/2012	35	28	389	5	1
Brett Favre	Green Bay Packers	09/27/1998	45	27	388	5	3
Drew Brees	New Orleans Saints	12/28/2008	49	30	386	4	1
Kurt Warner	Arizona Cardinals	10/26/2008	49	35	381	2	1
Drew Brees	New Orleans Saints	01/07/2018	33	23	376	2	1
Gardner Minshew	Jacksonville Jaguars	10/06/2019	44	26	374	2	0
Kirk Cousins	Minnesota Vikings	10/17/2021	48	33	373	3	0
Patrick Mahomes	Kansas City Chiefs	11/08/2020	45	30	372	4	0
Aaron Rodgers	Green Bay Packers	11/08/2015	48	25	369	4	1
Matt Ryan	Atlanta Falcons	09/30/2012	40	25	369	3	1
Jameis Winston	Tampa Bay Buccaneers	12/24/2017	27	21	367	1	0
Russell Wilson^	Seattle Seahawks	01/17/2016	48	31	366	3	2
Carson Palmer	Arizona Cardinals	10/30/2016	46	35	363	3	1
Joey Harrington	Atlanta Falcons	09/23/2007	44	31	361	2	0
Drew Brees	New Orleans Saints	10/09/2011	45	32	359	2	1
Baker Mayfield	Tampa Bay Buccaneers	12/29/2024	32	27	359	5	0
Daunte Culpepper	Minnesota Vikings	11/19/2000	29	22	357	3	0
Jared Goff	Detroit Lions	12/24/2022	42	25	355	3	0
Tom Brady^	New England Patriots	02/01/2004	48	32	354	3	1

SINGLE-GAME BESTS

Player	Team	Date	Attempts	Completions	Yards	Touchdowns	Interceptions
Jameis Winston	New Orleans Saints	09/25/2022	41	25	353	1	2
Andy Dalton	Cincinnati Bengals	09/23/2018	46	29	352	2	4
Kurt Warner	St. Louis Rams	12/05/1999	31	22	351	3	2
Drew Brees	New Orleans Saints	10/01/2006	38	28	349	1	0
Brian Griese	Tampa Bay Buccaneers	11/28/2004	39	27	347	2	1
Tony Banks	Washington Redskins	10/21/2001	30	17	346	1	1
Shaun King	Arizona Cardinals	11/21/2004	52	28	343	1	3
Ty Detmer	Philadelphia Eagles	10/27/1996	38	23	342	1	1
Matt Ryan	Atlanta Falcons	12/09/2012	49	34	342	2	1
Tom Brady	Tampa Bay Buccaneers	11/15/2020	39	28	341	3	0
Brad Johnson	Tampa Bay Buccaneers	09/14/2003	61	34	339	1	1
Russell Wilson	Seattle Seahawks	11/25/2018	31	22	339	2	0
Brad Johnson	Washington Redskins	10/03/1999	33	20	337	4	0
Steve Young	San Francisco 49ers	12/10/1995	45	31	336	2	1
Matthew Stafford	Detroit Lions	11/20/2011	36	28	335	5	2
Marc Bulger^	St. Louis Rams	01/10/2004	46	27	332	0	3
Mark Sanchez	Philadelphia Eagles	11/10/2014	37	20	332	2	0
Ryan Tannehill	Tennessee Titans	11/03/2019	39	27	331	1	2
Justin Herbert	Los Angeles Chargers	09/27/2020	49	35	330	1	1
Drew Brees	New Orleans Saints	11/08/2009	35	24	330	1	1
Aaron Brooks	New Orleans Saints	12/02/2001	40	26	330	3	1
Ben Roethlisberger	Pittsburgh Steelers	11/08/2018	25	22	328	5	0
Elvis Grbac	San Francisco 49ers	11/05/1995	37	26	327	0	2
Joe Flacco	Baltimore Ravens	09/28/2014	31	22	327	3	0
Eli Manning	New York Giants	10/07/2018	36	22	326	2	2
Tom Brady	Tampa Bay Buccaneers	01/09/2022	37	29	326	3	0
Drew Brees	New Orleans Saints	09/16/2012	49	31	325	1	2
Jameis Winston	Tampa Bay Buccaneers	01/03/2016	47	29	325	0	2
Billy Joe Tolliver	New Orleans Saints	11/01/1998	48	24	325	2	2
Andy Dalton	Cincinnati Bengals	10/12/2014	43	33	323	2	2
Josh Freeman	Tampa Bay Buccaneers	12/06/2009	44	23	321	0	5
Brian Griese	Tampa Bay Buccaneers	12/26/2004	41	30	321	3	2
Jeff Garcia	Tampa Bay Buccaneers	12/08/2008	38	24	321	2	0
Matt Ryan	Atlanta Falcons	12/11/2011	38	22	320	4	0
Russell Wilson	Seattle Seahawks	09/08/2013	33	25	320	1	0
Ben Roethlisberger	Pittsburgh Steelers	12/23/2010	32	22	320	1	0
Matt Ryan	Atlanta Falcons	12/31/2017	45	28	317	1	0
Kirk Cousins	Washington Redskins	12/19/2016	47	32	315	0	1
Derek Carr	Oakland Raiders	11/27/2016	38	26	315	2	1
Chris Chandler	Atlanta Falcons	11/28/1999	42	24	315	4	0
Elvis Grbac	Kansas City Chiefs	12/10/2000	44	31	315	1	2
Matt Ryan	Atlanta Falcons	11/05/2017	38	24	313	2	1
Matt Ryan	Atlanta Falcons	12/08/2019	34	20	313	2	0
Drew Brees	New Orleans Saints	12/08/2013	42	30	313	4	0
Jeff Garcia	Philadelphia Eagles	12/04/2006	39	21	312	3	0
Michael Penix Jr.	Atlanta Falcons	01/05/2025	38	21	312	2	1
Matt Ryan	Atlanta Falcons	11/17/2019	31	21	311	1	0
Drew Brees	New Orleans Saints	11/24/2019	39	30	311	3	1
Ryan Tannehill	Miami Dolphins	11/24/2013	42	28	310	1	1
Carson Wentz	Philadelphia Eagles	10/21/2018	37	30	310	2	0
Jeff George	Atlanta Falcons	12/17/1995	53	29	310	2	2
Luke McCown	New Orleans Saints	09/27/2015	38	31	310	0	1
Kevin Kolb	Arizona Cardinals	09/11/2011	27	18	309	2	0
Brett Favre	Green Bay Packers	09/30/2001	39	25	308	3	2
Aaron Rodgers	Green Bay Packers	09/18/2011	30	19	308	2	0
Kirk Cousins	Minnesota Vikings	11/29/2020	45	34	307	3	0
Tom Brady	New England Patriots	10/01/2017	45	32	307	2	0
Josh McCown	New York Jets	11/26/2017	36	19	307	3	0
Jeff Garcia	San Francisco 49ers	10/22/2000	39	25	307	2	1
Matt Ryan	Atlanta Falcons	12/27/2015	30	23	306	1	0
Jeff Garcia	San Francisco 49ers	11/18/2001	54	34	305	3	2
Jeff George	Oakland Raiders	11/02/1997	38	24	304	2	1
Caleb Williams	Chicago Bears	10/06/2024	29	20	304	2	0
Jeff Garcia	San Francisco 49ers	12/18/1999	46	29	303	2	1
Brett Favre	Green Bay Packers	10/03/2005	47	28	303	4	1
Brett Favre	Green Bay Packers	12/12/1999	38	26	302	2	1
Peyton Manning	Denver Broncos	11/11/2012	38	27	301	1	0
Joe Flacco	Baltimore Ravens	11/21/2010	33	24	301	1	0

^POSTSEASON

ALL-TIME HONORS

ALL-TIME PRO BOWLS

7	Luke Kuechly (2019, 2018, 2017, 2016, 2015, 2014, 2013)
5	Ryan Kilil (2015, 2013, 2011, 2010, 2009) Steve Smith (2011, 2008, 2006, 2005, 2001) Julius Peppers (2009, 2008, 2006, 2005, 2004) Wesley Walls (2001, 1999, 1998, 1997, 1996) Michael Bates (2000, 1999, 1998, 1997, 1996)
5	Trai Turner (2019, 2018, 2017, 2016, 2015)
3	Thomas Davis (2017, 2016, 2015) Greg Olsen (2016, 2015, 2014) Mike Tolbert (2016, 2015, 2014) Cam Newton (2015, 2013, 2011) Jordan Gross (2013, 2010, 2008) Jon Beason (2010, 2009, 2008) Kris Jenkins (2006, 2003, 2002) Todd Sauerbrun (2003, 2002, 2001)
2	Brian Burns (2021, 2022) Muhsin Muhammad (2004, 1999) Kawann Short (2018, 2015)
1	Jaycee Horn (2024) Robert Hunt (2024) Derrick Brown (2023) Christian McCaffrey (2019) Graham Gano (2017) Josh Norman (2015) Jonathan Stewart (2015) Greg Hardy (2013) J.J. Jansen (2013) DeAngelo Williams (2009) Jake Delhomme (2005) Mike Wahle (2005) Mark Fields (2004) Dan Morgan (2004) Stephen Davis (2003) Mike Rucker (2003) Steve Beurlein (1999) Kevin Greene (1998) Kerry Collins (1996) Eric Davis (1996) John Kasay (1996) Lamar Lathon (1996) Sam Mills (1996)

ALL-TIME ASSOCIATED PRESS ALL-PRO

7	Luke Kuechly (2019, 2018, 2017, 2016, 2015, 2014, 2013)
5	Ryan Kilil (2015, 2013, 2011, 2010, 2009) Steve Smith (2011, 2008, 2006, 2005, 2001) Julius Peppers (2010, 2009, 2008, 2006, 2004)
3	Todd Sauerbrun (2003, 2002, 2001)
2	Christian McCaffrey (2019, 2018) Greg Olsen (2016, 2015) Mike Tolbert (2015, 2013) Jon Beason (2009, 2008) Kris Jenkins (2003, 2002) Wesley Walls (1999, 1997)
1	Daryl Williams (2017) Andrew Norwell (2017) Thomas Davis (2015) Cam Newton (2015) Josh Norman (2015) Kawann Short (2015) Greg Hardy (2013) Jordan Gross (2008) DeAngelo Williams (2008) Musin Muhammad (2004)

ALL-TIME ASSOCIATED PRESS COACH OF THE YEAR

2	Ron Rivera (2015, 2013)
1	Dom Capers (1996)

ALL-TIME HONORS

2024

JAYCEE HORN (CB)
Pro Bowl

ROBERT HUNT (G)
Pro Bowl (played as alternate)

2023

DERRICK BROWN (DE)
Pro Bowl

2022

BRIAN BURNS (DE)
Pro Bowl; PFWA All-NFC

JOHNNY HEKKER (P)
PFWA All-NFC

2021

BRIAN BURNS (DE)
Pro Bowl

STEPHON GILMORE (CB)
Pro Bowl

2020

TEDDY BRIDGEWATER (QB)
Art Rooney Sportsmanship Award Winner

DERRICK BROWN (DT)
PFWA All-Rookie Team

JEREMY CHINN (LB/S)
PFWA All-Rookie Team

2019

LUKE KUECHLY (LB)
AP All-Pro Second Team; Pro Bowl

CHRISTIAN MCCAFFREY (RB)
AP All-Pro First Team (two positions: RB and flex); Pro Bowl; PFWA All-NFL Team; PFWA All-NFC Team; Sporting News All-Pro First Team; NFL Fantasy Player of the Year

TRAI TURNER (RG)
Pro Bowl (played as alternate)

2018

LUKE KUECHLY (LB)
AP All-Pro First Team; Pro Bowl; Sporting News All-Pro

CHRISTIAN MCCAFFREY (RB)
AP All-Pro Second Team

DJ MOORE (WR)
PFWA All-Rookie Team

KAWANN SHORT (DT)
Pro Bowl (played as alternate)

TRAI TURNER (G)
Pro Bowl

2017

THOMAS DAVIS (LB)
Pro Bowl (played as alternate)

GRAHAM GANO (K)
Pro Bowl (played as alternate)

LUKE KUECHLY (LB)
AP All-Pro First Team; Pro Bowl; PFWA All-NFC; Sporting News All-Pro

ANDREW NORWELL (G)
AP All-Pro First Team

TRAI TURNER (G)
Pro Bowl (played as alternate)

DARYL WILLIAMS (T)
AP All-Pro Second Team

2016

THOMAS DAVIS (LB)
Pro Bowl

LUKE KUECHLY (LB)
AP All-Pro Second Team; Pro Bowl; Sporting News All-Pro

GREG OLSEN (TE)
AP All-Pro Second-Team; Pro Bowl; PFWA All-NFC

MIKE TOLBERT (FB)
Pro Bowl

TRAI TURNER (G)
Pro Bowl (played as alternate)

2015

DAVE GETTLEMAN (GENERAL MANAGER)
Sporting News NFL Executive of the Year; Sports Illustrated Executive of the Year

RON RIVERA (HEAD COACH)
AP NFL Coach of the Year; PFWA NFL Coach of the Year; Sporting News NFL Coach of the Year; Sports Illustrated NFL Coach of the Year; Maxwell Club - Coach of the Year

THOMAS DAVIS (LB)
AP All-Pro First Team; Pro Bowl; PFWA All-NFC; NFLPA Byron "Whizzer" White Award; The Bart Starr Award

RYAN KALIL (C)
AP All-Pro First-Team; Pro Bowl; PFWA All-NFL; PFWA All-NFC; Sporting News All-Pro

LUKE KUECHLY (LB)
AP All-Pro First-Team; Pro Bowl; PFWA All-NFL; PFWA All-NFC; Sporting News All-Pro

CAM NEWTON (QB)
AP NFL MVP; AP NFL Offensive Player of the Year; AP All-Pro First Team; Pro-Bowl; PFWA NFL MVP; PFWA NFL Offensive Player of the Year; PFWA All-NFL; PFWA All-NFC; Sporting News NFL Offensive Player of the Year; Sporting News All-Pro; Sports Illustrated NFL MVP; Maxwell Club - Player of the Year

ALL-TIME HONORS

JOSH NORMAN (CB)

AP All-Pro First-Team; Pro Bowl; PFWA All-NFL; PFWA All-NFC; PFWA NFL Co-Most Improved Player; Sporting News All-Pro

GREG OLSEN (TE)

AP All-Pro Second-Team; Pro Bowl; PFWA All-NFC

KAWANN SHORT (DT)

AP All-Pro Second-Team; Pro Bowl; PFWA All-NFC

JONATHAN STEWART (RB)

Pro Bowl

MIKE TOLBERT (FB)

AP All-Pro First-Team; Pro Bowl

TRAI TURNER (G)

Pro Bowl

2014

THOMAS DAVIS (LB)

NFL Walter Payton Man of the Year

KONY EALY (DE)

PFWA All-Rookie

LUKE KUECHLY (LB)

Pro Bowl; AP All-Pro First Team; PFWA All-NFL; PFWA All-NFC; Sporting News All-Pro; Sports Illustrated All-Pro

GREG OLSEN (TE)

Pro Bowl; PFWA All-NFC

2013

RON RIVERA (HEAD COACH)

AP Coach of the Year; PFW/PFWA Coach of the Year; Sporting News Coach of the Year; Sports Illustrated (Peter King) Co-Coach of the Year

SEAN MCDERMOTT (DEFENSIVE COORDINATOR)

Sporting News Coordinator of the Year

JORDAN GROSS (T)

Pro Bowl (played as alternate)

GREG HARDY (DE)

Pro Bowl; AP All-Pro Second Team; PFW/PFWA All-NFC; Sporting News All-Pro

J.J. JANSEN (LS)

Pro Bowl (selected as need player)

RYAN KALIL (C)

Pro Bowl; AP All-Pro First Team; PFW/PFWA All-NFL; PFW/PFWA All-NFC; Sporting News All-Pro

LUKE KUECHLY (LB)

AP Defensive Player of the Year; Sporting News Defensive Player of the Year; Pro Bowl; AP All-Pro First Team; PFW/PFWA All-NFL; PFW/PFWA All-NFC; Sporting News All-Pro; Sporting News All-Pro

STAR LOTULELEI (DT)

PFW/PFWA All-Rookie

CAM NEWTON (QB)

Pro Bowl

KAWANN SHORT (DT)

PFW/PFWA All-Rookie

MIKE TOLBERT (FB)

Pro Bowl; AP All-Pro First Team; Sporting News All-Pro

2012

LUKE KUECHLY (LB)

AP Defensive Rookie of the Year; PFW/PFWA All-Rookie; PFW/PFWA Defensive Rookie of the Year

AMINI SILATOLU (G)

PFW/PFWA All-Rookie

2011

RYAN KALIL (C)

Pro Bowl; AP All-Pro Second Team

CAM NEWTON (QB)

Pro Bowl (played as alternate); AP Offensive Rookie of the Year; PFW/PFWA All-Rookie; PFW/PFWA Rookie of the Year; PFW/PFWA Offensive Rookie of the Year; Sporting News Rookie of the Year; Sports Illustrated Offensive Rookie of the Year; Pepsi Rookie of the Year

STEVE SMITH (WR)

Pro Bowl

2010

JON BEASON (LB)

Pro Bowl (played as alternate)

JORDAN GROSS (OT)

Pro Bowl

RYAN KALIL (C)

Pro Bowl

2009

JON BEASON (LB)

Pro Bowl; AP All-Pro Second Team

RYAN KALIL (C)

Pro Bowl

JULIUS PEPPERS (DE)

Pro Bowl; AP All-Pro Second Team

DEANGELO WILLIAMS (RB)

Pro Bowl

2008

JON BEASON (LB)

Pro Bowl; AP All-Pro First Team

JORDAN GROSS (OT)

Pro Bowl; AP All-Pro First Team; PFW/PFWA All-Pro Team; PFW/PFWA All-NFC Team; Sporting News All-Pro Team

JULIUS PEPPERS (DE)

Pro Bowl; AP All-Pro Second Team; Sporting News All-Pro Team

ALL-TIME HONORS

STEVE SMITH (WR)

Pro Bowl

DEANGELO WILLIAMS (RB)

AP All-Pro Second Team; PFW/PFWA Most Improved

2007

JON BEASON (LB)

PFW/PFWA All-Rookie Team

2006

KRIS JENKINS (DT)

Pro Bowl

RICHARD MARSHALL (CB)

PFW/PFWA All-Rookie Team

JULIUS PEPPERS (DE)

Pro Bowl; AP All-Pro First Team; PFW/PFWA All-Pro Team; PFW/PFWA All-NFC Team; Sporting News All-Pro Team; USA Today Sports Weekly All-Pro Team

STEVE SMITH (WR)

Pro Bowl

2005

JAKE DELHOMME (QB)

Pro Bowl

KEN LUCAS (CB)

Sports Illustrated All-Pro Team

JULIUS PEPPERS (DE)

Pro Bowl

STEVE SMITH (WR)

Pro Bowl; AP Co-Comeback Player of the Year; Pro Football Weekly/PFWA Comeback Player of the Year; AP All-Pro First Team; Sports Illustrated All-Pro Team; PFW/PFWA All-Pro Team; PFW/PFWA All-NFC Team; Sporting News All-Pro Team; All-NFL Team

MIKE WAHLE (G)

Pro Bowl; PFW/PFWA All-NFC Team

2004

MARK FIELDS (LB)

Pro Bowl (played as alternate)

CHRIS GAMBLE (CB)

Pro Football Weekly All-Rookie

JORDAN GROSS (OT)

Football Digest All-Pro Second Team

DAN MORGAN (LB)

Pro Bowl; Pro Football Weekly All-NFC

MUHSIN MUHAMMAD (WR)

Pro Bowl; AP All-Pro First Team; College & Pro Football Weekly All-Pro; Football Digest All-Pro Second Team; Pro Football Weekly All-NFL; Pro Football Weekly All-NFC

JULIUS PEPPERS (DE)

Pro Bowl; AP All-Pro First Team; College & Pro Football Weekly All-Pro; Football Digest All-Pro; Pro Football Weekly All-NFL; Pro Football Weekly All-NFC; The Sporting News All-Pro

2003

STEPHEN DAVIS (RB)

Pro Bowl

JORDAN GROSS (T)

Sports Illustrated All-Pro; Pro Football Weekly All-Rookie

KRIS JENKINS (DT)

Pro Bowl; AP All-Pro First Team; Pro Football Weekly All-NFL; Pro Football Weekly All-NFC; Football Digest All-Pro; The Sporting News All-Pro

MIKE MINTER (S)

Football Digest All-Pro Second-Team

MIKE RUCKER (DE)

Pro Bowl; Sports Illustrated All-Pro; Football Digest All-Pro Second-Team

TODD SAUERBRUN (P)

Pro Bowl; AP All-Pro Second Team; Pro Football Weekly All-NFC; Football Digest All-Pro; The Sporting News All-Pro

2002

KRIS JENKINS (DT)

Pro Bowl (played as alternate); AP All-Pro First Team; Football Digest All-Pro Second Team

JULIUS PEPPERS (DE)

AP Defensive Rookie of the Year; Sports Illustrated Defensive Rookie of the Year; Pro Football Weekly Defensive Rookie of the Year; Football Digest Defensive Rookie of the Year; Pro Football Weekly All-Rookie

TODD SAUERBRUN (P)

Pro Bowl; AP All-Pro First Team; Sports Illustrated All-Pro; Pro Football Weekly All-Pro; Football Digest All-Pro; The Sporting News All-Pro

2001

DAN MORGAN (LB)

Pro Football Weekly All-Rookie

TODD SAUERBRUN (P)

Pro Bowl; Pro Football Weekly/PFWA Golden Toe; The Sporting News All-Pro; College & Pro Football NewsWeekly All-Pro First Team; AP All-Pro First Team; Sports Illustrated All-Pro (Dr. Z); Pro Football Weekly All-NFL; Pro Football Weekly All-NFC; Football News All-NFC

STEVE SMITH (KR)

Pro Bowl; The Sporting News All-Pro; Football News All-NFL Rookie; Football News All-NFC; AP All-Pro First Team; Sports Illustrated All-Pro (Dr. Z); Pro Football Weekly All-NFL; Pro Football Weekly All-Rookie; Pro Football Weekly All-NFC; Football Digest All-Pro First Team

WESLEY WALLS (TE)

Pro Bowl; Pro Football Weekly All-NFC



ALL-TIME HONORS

CHRIS WEINKE (QB)

Football News All-NFL Rookie; Pro Football Weekly All-Rookie

2000

MICHAEL BATES (KR)

Pro Bowl (special teamer); Pro Football Weekly All-NFL (special teamer); Pro Football Weekly All-NFC (special teamer); Football Digest All-Pro First Team (special teamer)

JENO JAMES (OL)

Pro Football Weekly All-Rookie

LESTER TOWNS (LB)

Football Digest Top 16 Rookie

1999

MICHAEL BATES (KR)

Pro Bowl (special teamer); Pro Football Weekly All-NFL (special teamer); Pro Football Weekly All-NFC (special teamer)

STEVE BEUERLEIN (QB)

Pro Bowl

MUHSIN MUHAMMAD (WR)

Pro Bowl

CHRIS TERRY (T)

College and Pro Football Newsweekly All-Rookie; Football Digest All-Rookie; Football News All-Rookie; Pro Football Weekly All-Rookie

WESLEY WALLS (TE)

Pro Bowl; AP All-Pro Second Team; College and Pro Football Newsweekly Second Team; Football News All-NFC; Pro Football Weekly All-NFC

1998

MICHAEL BATES (KR)

Pro Bowl (special teamer); Pro Football Weekly All-NFC (special teamer)

KEVIN GREENE (LB)

Pro Bowl; All-Madden

JASON PETER (DE)

College and Pro Football Weekly All-Rookie

WESLEY WALLS (TE)

Pro Bowl; Football News All-NFC

1997

MICHAEL BATES (KR)

Pro Bowl; Sports Illustrated All-Pro (Dr. Z); Pro Football Weekly; All-NFL; Pro Football Weekly All-NFC; Sporting News All-Pro; Football News All-NFC; Football Digest All-NFL

WESLEY WALLS (TE)

Pro Bowl; Second-Team All-Pro; All-Madden; Pro Football Weekly All-NFC

RAE CARRUTH (WR)

Pro Football Weekly All-Rookie; College and Pro Football News All-Rookie; Football News All-Rookie

KEN WALTER (P)

Pro Football Weekly All-Rookie; College and Pro Football News All-Rookie; Football News All-Rookie

1996

BILL POLIAN (GENERAL MANAGER)

The Sporting News Executive of the Year; Pro Football Weekly Executive of the Year

DOM CAPERS (HEAD COACH)

Pro Football Weekly/PFWA Coach of the Year; AP Coach of the Year; UPI NFC Coach of the Year; The Sporting News Coach of the Year; Football News Coach of the Year; Sports Illustrated Coach of the Year; USA Today Coach of the Year; College and Pro Football Newsweekly Coach of the Year; Maxwell Club Coach of the Year (Earle "Greasy" Neale Trophy)

MICHAEL BATES (KR)

Pro Bowl; AP All-Pro First Team; College and Pro Football Newsweekly All-Pro; Football News All-Pro; Pro Football Weekly/PFWA All-Pro; Football Digest All-Pro; Football News All-Pro; USA Today All-Pro

KERRY COLLINS (QB)

Pro Bowl (played as alternate)

NORBERTO DAVIDDS-GARRIDO (T)

Football News All-Rookie

ERIC DAVIS (CB)

Pro Bowl

KEVIN GREENE (LB)

Pro Bowl; Newspaper Enterprise Assn. Defensive Player of the Year (George Halas Award); UPI Defensive Player of the Year; AP All-Pro First Team; All Madden; College and Pro Football Newsweekly All-Pro; Football Digest All-Pro; Pro Football Weekly/PFWA All-Pro; UPI All-NFC; Football News All-NFC.

JOHN KASAY (K)

Pro Bowl; UPI All-Pro; Football News All-NFC

GREG KRAGEN (NT)

All-Madden

LAMAR LATHON (LB)

Pro Bowl; All-Madden; UPI All-NFC

SAM MILLS (LB)

Pro Bowl; AP All-Pro First Team; All-Madden; Sports Illustrated All-Pro; Pro Football Weekly/PFWA All-Pro; Football News All-NFC

WESLEY WALLS (TE)

Pro Bowl; All-Madden; Football News All-NFC; UPI All-NFC

1995

BILL POLIAN (GENERAL MANAGER)

The Sporting News Executive of the Year

DOM CAPERS (HEAD COACH)

Pro Football Weekly/PFWA Coach of the Year

ALL-TIME HONORS

BLAKE BROCKERMEYER (T)

Pro Football Weekly/PFWA All-Rookie; College and Pro Football Newsweekly All-Rookie

KERRY COLLINS (QB)

College and Pro Football Newsweekly All-Rookie; Football News All-Rookie; Pro Football Weekly/PFWA All-Rookie

TYRONE POOLE (CB)

All-Madden; College and Pro Football Newsweekly All-Rookie; Pro Football Weekly/PFWA All-Rookie

CURTIS WHITLEY (C)

Sports Illustrated All-Pro (Dr. Z)

JENO JAMES (OL)

Pro Football Weekly All-Rookie

LESTER TOWNS (LB)

Football Digest Top 16 Rookie

PLAYERS OF THE WEEK/MONTH

2024

PLAYER OF THE WEEK

RB	Chuba Hubbard	Week 16 vs Arizona	Offense
----	---------------	--------------------	---------

2023

PLAYER OF THE WEEK

LB	Frankie Luvu	Week 8 vs Houston	Defense
K	Eddy Pineiro	Week 14 vs Atlanta	Special Teams

2022

PLAYER OF THE WEEK

DE	Brian Burns	Week 12 vs Denver	Defense
K	Eddy Pineiro	Week 14 at Seattle	Special Teams
RB	D'Onta Foreman	Week 16 vs Detroit	Offense

2021

PLAYER OF THE WEEK

K	Zane Gonzalez	Week 8 at Atlanta	Special Teams
K	Zane Gonzalez	Week 10 at Arizona	Special Teams

2020

PLAYER OF THE WEEK

P	Joe Charlton	Week 16 at Washington	NFC Special Teams
---	--------------	-----------------------	-------------------

PLAYER OF THE MONTH

LB/S	Jeremy Chinn	October, November	Defense (Rookie)
------	--------------	-------------------	------------------

2019

PLAYER OF THE WEEK

K	Joey Slye	Week 4 at Houston	NFC Special Teams
---	-----------	-------------------	-------------------

PLAYER OF THE MONTH

DE	Brian Burns	September	Defense (Rookie)
RB	Christian McCaffrey	September	Offense

2018

PLAYER OF THE WEEK

DE	Efe Obada	Week 3 vs Cincinnati	Defense
K	Graham Gano	Week 5 vs New York Giants	Special Teams

PLAYER OF THE MONTH

K	Graham Gano	October	Special Teams
---	-------------	---------	---------------

2017

PLAYER OF THE WEEK

DE	Julius Peppers	Week 4 at New England	Defense
QB	Cam Newton	Week 10 vs Miami	Offense
LB	Luke Kuechly	Week 12 at New York Jets	Defense
RB	Jonathan Stewart	Week 14 vs Minnesota	Offense
WR	Damiere Byrd	Week 16 vs Tampa Bay	Special Teams

2016

PLAYER OF THE WEEK

DT	Star Lotulelei	Week 8 vs Arizona	Defense
----	----------------	-------------------	---------

2015

PLAYER OF THE WEEK

CB	Josh Norman	Week 4 at Tampa Bay	Defense
DT	Kawann Short	Week 6 at Seattle	Defense
QB	Cam Newton	Week 9 vs Green Bay	Offense
QB	Cam Newton	Week 11 vs Washington	Offense
LB	Luke Kuechly	Week 12 at Dallas	Defense
QB	Cam Newton	Week 13 at New Orleans	Offense
QB	Cam Newton	Week 15 at New York Giants	Offense
QB	Cam Newton	Week 17 vs Tampa Bay	Offense

PLAYER OF THE MONTH

CB	Josh Norman	September	Defense
DT	Kawann Short	October	Defense
K	Graham Gano	November	Special Teams
DT	Kawann Short	December	Defense

2014

PLAYER OF THE WEEK

QB	Cam Newton	Week 14 at New Orleans	Offense
S	Roman Harper	Week 17 at Atlanta	Defense

ROOKIE OF THE MONTH

WR	Kelvin Benjamin	September	Offense
----	-----------------	-----------	---------



PLAYERS OF THE WEEK/MONTH

2013

PLAYER OF THE WEEK

DE	Greg Hardy	Week 3 vs New York Giants	Defense
LB	Thomas Davis	Week 6 at Minnesota	Defense
LB	Luke Kuechly	Week 10 at San Francisco	Defense
LB	Luke Kuechly	Week 16 vs New Orleans	Defense
DE	Greg Hardy	Week 17 at Atlanta	Defense

PLAYER OF THE MONTH

LB	Thomas Davis	November	Defense
P	Brad Nortman	December	Special Teams

2012

PLAYER OF THE WEEK

QB	Cam Newton	Week 12 at Philadelphia	Offense
LB	Luke Kuechly	Week 14 vs Atlanta	Defense

ROOKIE OF THE MONTH

LB	Luke Kuechly	December	Defense
----	--------------	----------	---------

2011

PLAYER OF THE WEEK

WR	Kealoha Pilares	Week 11 at Detroit	Special Teams
QB	Cam Newton	Week 13 at Tampa Bay	Offense

ROOKIE OF THE MONTH

QB	Cam Newton	September	Offense
----	------------	-----------	---------

2009

PLAYER OF THE WEEK

P	Jason Baker	Week 5 vs Washington	Special Teams
DE	Julius Peppers	Week 8 at Arizona	Defense
RB	Jonathan Stewart	Week 15 vs Minnesota	Offense
LB	Jon Beason	Week 16 at New York Giants	Defense

2008

PLAYER OF THE WEEK

QB	Jake Delhomme	Week 4 vs Atlanta	Offense
RB	DeAngelo Williams	Week 14 vs Tampa Bay	Offense

PLAYER OF THE MONTH

LB	Jon Beason	October	Defense
DE	Julius Peppers	November	Defense
RB	DeAngelo Williams	December	Offense

2007

ROOKIE OF THE MONTH

QB	Matt Moore	December	Offense
----	------------	----------	---------

2006

PLAYER OF THE WEEK

K	John Kasay	Week 3 at Tampa Bay	Special Teams
DE	Julius Peppers	Week 10 vs Tampa Bay	Defense
DE	Mike Rucker	Week 11 vs St. Louis	Defense

PLAYER OF THE MONTH

DE	Julius Peppers	October	Defense
----	----------------	---------	---------

2005

PLAYER OF THE WEEK

DE	Mike Rucker	Week 9 at Tampa Bay	Defense
RB	DeShaun Foster	Week 13 vs Atlanta	Offense

PLAYER OF THE MONTH

WR	Steve Smith	October	Offense
----	-------------	---------	---------

2004

PLAYER OF THE WEEK

RB	Nick Goings	Week 11 vs Arizona	Offense
K	John Kasay	Week 13 at New Orleans	Special Teams
LB	Dan Morgan	Week 14 vs St. Louis	Defense

PLAYER OF THE MONTH

DE	Julius Peppers	November	Defense
----	----------------	----------	---------

2003

PLAYER OF THE WEEK

RB	Stephen Davis	Week 2 at Tampa Bay	Offense
RB	Stephen Davis	Week 5 vs New Orleans	Offense
RB	Stephen Davis	Week 8 at New Orleans	Offense
K	John Kasay	Week 15 at Arizona	Special Teams
CB	Ricky Manning, Jr.	Divisional Playoffs at St. Louis (NFL)	Defense
CB	Ricky Manning, Jr.	NFC Championship at Philadelphia (NFL)	Defense

PLAYER OF THE MONTH

K	John Kasay	October	Special Teams
DE	Mike Rucker	September	Defense

PLAYERS OF THE WEEK/MONTH

2002

PLAYER OF THE WEEK

S	Deon Grant	Week 3 at Minnesota	Defense
PR	Steve Smith	Week 14 vs Cincinnati	Special Teams
CB	Terry Cousin	Week 17 at New Orleans	Defense

PLAYER OF THE MONTH

DE	Mike Rucker	September	Defense
DE	Julius Peppers	October	Defense

2001

PLAYER OF THE WEEK

P	Todd Sauerbrun	Week 6 at Washington	Special Teams
---	----------------	----------------------	---------------

PLAYER OF THE MONTH

P	Todd Sauerbrun	December	Special Teams
---	----------------	----------	---------------

2000

PLAYER OF THE WEEK

K	Joe Nedney	Week 6 vs Seattle	Special Teams
K	Joe Nedney	Week 10 at St. Louis	Special Teams
CB	Jimmy Hitchcock	Week 14 vs St. Louis	Defense

1999

PLAYER OF THE WEEK

LB	Kevin Greene	Week 9 vs Philadelphia	Defense
QB	Steve Beuerlein	Week 14 at Green Bay	Offense

PLAYER OF THE MONTH

WR	Patrick Jeffers	December	Offense
----	-----------------	----------	---------

1998

PLAYER OF THE WEEK

KR	Michael Bates	Week 17 at Indianapolis	Special Teams
----	---------------	-------------------------	---------------

1997

PLAYER OF THE WEEK

K	John Kasay	Week 2 at Atlanta	Special Teams
P	Ken Walter	Week 3 at San Diego	Special Teams
CB	Eric Davis	Week 8 at New Orleans	Defense
RB	Fred Lane	Week 10 vs Oakland	Offense

1996

PLAYER OF THE WEEK

K	John Kasay	Week 1 vs Atlanta	Special Teams
K	John Kasay	Week 2 at New Orleans	Special Teams
S	Pat Terrell	Week 11 vs New York Giants	Defense
RB	Anthony Johnson	Week 12 at St. Louis	Offense
QB	Kerry Collins	Week 15 vs San Francisco	Offense
LB	Sam Mills	Divisional Playoffs vs Dallas (NFL)	Defense

PLAYER OF THE MONTH

K	John Kasay	September	Special Teams
LB	Sam Mills	November	Defense

1995

PLAYER OF THE WEEK

LB	Sam Mills	Week 7 vs New York Jets	Defense
----	-----------	-------------------------	---------

PLAYER OF THE MONTH

LB	Sam Mills	November	Defense
----	-----------	----------	---------

BY PANTHERS		BY OPPONENT	
PASSING			
319 yards, Andy Dalton @ Las Vegas, 09/22/24	300 YARDS PASSING	312 yards, Michael Penix Jr. @ Atlanta, 01/05/25	
432 yards, Cam Newton vs. Green Bay, 09/18/11	400 YARDS PASSING	432 yards, Tom Brady @ Tampa Bay, 01/01/23	
* Never Has Happened *	500 YARDS PASSING	503 yards, Matt Ryan @ Atlanta, 10/02/16	
306 yards, Andy Dalton @ Las Vegas, 09/22/24	300 NET YARDS PASSING	310 yards, Michael Penix Jr. @ Atlanta, 01/05/25	
404 yards, Cam Newton vs. Green Bay, 09/18/11	400 NET YARDS PASSING	411 yards, Tom Brady @ Tampa Bay, 01/01/23	
3 tds, Bryce Young: (33, 12, 9) @ Atlanta, 01/05/25	THREE TOUCHDOWN PASSES	3 tds, Cooper Rush: (14, 11, 17) vs. Dallas, 12/15/24	
4 tds, Kyle Allen: (5, 52, 3, 3) @ Arizona, 09/22/19	FOUR TOUCHDOWN PASSES	4 tds, Dak Prescott: (18, 35, 6, 23) @ Dallas, 10/03/21	
5 tds, Cam Newton: (3, 37, 14, 20, 14) @ N.Y. Giants, 12/20/15	FIVE TOUCHDOWN PASSES	5 tds, Baker Mayfield: (2, 1, 10, 5, 16) @ Tampa Bay, 12/29/24	
* Never Has Happened *	SIX TOUCHDOWN PASSES	* Never Has Happened *	
* Never Has Happened *	SEVEN TOUCHDOWN PASSES	* Never Has Happened *	
2 ints, James Bradberry @ Tampa Bay, 10/13/19	TWO INTERCEPTION GAME	2 ints, Kenny Moore II vs. Indianapolis, 11/05/23	
3 ints, Deon Grant @ Minnesota, 09/22/02	THREE INTERCEPTION GAME	3 ints, Andrew Adams @ Tampa Bay, 12/02/18	
* Never Has Happened *	FOUR OR MORE INTERCEPTION GAME	* Never Has Happened *	
46 att., Bryce Young vs. Tampa Bay, 12/01/24	40+ PASS ATTEMPTS	45 att., Tom Brady @ Tampa Bay, 01/01/23	
58 att., Andy Dalton @ Seattle, 09/24/23	50+ PASS ATTEMPTS	54 att., Jameis Winston @ Tampa Bay, 10/13/19	
34 comp, Andy Dalton @ Seattle, 09/24/23	30+ Completions	34 comp, Tom Brady @ Tampa Bay, 01/01/23	
* Never Has Happened *	40+ PASSING COMPLETIONS	* Never Has Happened *	
83 yards, Bryce Young: (42) (Shotgun) 9-B.Young pass deep right to 18-J.Coker for 83 yards, TOUCHDOWN (97-0.Odighizuwa). vs. Dallas, 12/15/24	PASS PLAY OF 50-OR-MORE YARDS	52 yards, Kirk Cousins: (6:53) (Shotgun) 18-K.Cousins pass deep right to 8-K.Pitts to CAR 7 for 52 yards (21-N.Scott). vs. Atlanta, 10/13/24	
83 yards, Bryce Young: (42) (Shotgun) 9-B.Young pass deep right to 18-J.Coker for 83 yards, TOUCHDOWN (97-0.Odighizuwa). vs. Dallas, 12/15/24	PASS PLAY OF 80-OR-MORE YARDS	93 yards, Matt Ryan: (6:45) (Shotgun) 2-M.Ryan pass deep left to 17-0.Zaccheaus for 93 yards, TOUCHDOWN (33-T.Boston). @ Atlanta, 12/08/19	
2 ints, Bryce Young vs. Dallas, 12/15/24	TWO INTERCEPTIONS THROWN	2 ints, Baker Mayfield vs. Tampa Bay, 12/01/24	
3 ints, Bryce Young vs. Indianapolis, 11/05/23	THREE INTERCEPTIONS THROWN	3 ints, Aaron Rodgers vs. Green Bay, 12/17/17	
4 ints, Kyle Allen vs. Atlanta, 11/17/19	FOUR INTERCEPTIONS THROWN	4 ints, Andy Dalton vs. Cincinnati, 09/23/18	
* Never Has Happened *	FIVE INTERCEPTIONS THROWN	5 ints, Jameis Winston @ Tampa Bay, 10/13/19	
* Never Has Happened *	SIX INTERCEPTIONS THROWN	6 ints, Chris Chandler vs. St. Louis, 12/12/04	
Bryce Young/Jalen Coker @ Atlanta, 01/05/25	100-POINT PASSER RATING	Baker Mayfield @ Tampa Bay, 12/29/24	
RUSHING			
210 yards, DeAngelo Williams @ New Orleans, 12/30/12	200 YARDS RUSHING	205 yards, Matt Forte @ Chicago, 10/02/11	
152 yards, Chuba Hubbard vs. Arizona, 12/22/24	150 YARDS RUSHING	170 yards, Bijan Robinson @ Atlanta, 01/05/25	
152 yards, Chuba Hubbard vs. Arizona, 12/22/24	100 YARDS RUSHING	170 yards, Bijan Robinson @ Atlanta, 01/05/25	
165 yards/125 yards, D'Onta Foreman/Chuba Hubbard vs. Detroit, 12/24/22	TWO 100-YARD RUSHERS	147 yards/118 yards, Le'Veon Bell/LeGarrette Blount vs. Pittsburgh, 09/21/14	
* Never Has Happened *	FIVE TOUCHDOWNS RUSHING	* Never Has Happened *	
4 tds, DeAngelo Williams: (13, 5, 1, 30) @ N.Y. Giants, 12/21/08	FOUR TOUCHDOWNS RUSHING	4 tds, Joe Mixon: (2, 3, 1, 14) @ Cincinnati, 11/06/22	
3 tds, D'Onta Foreman: (2, 1, 12) @ Atlanta, 10/30/22	THREE TOUCHDOWNS RUSHING	3 tds, Josh Jacobs: (1, 7, 6) vs. Las Vegas, 09/13/20	
2 tds, Bryce Young: (2, 10) @ Atlanta, 01/05/25	TWO TOUCHDOWNS RUSHING	2 tds, Bijan Robinson: (3, 4) @ Atlanta, 01/05/25	
Jonathan Stewart: (2, 4)/DeAngelo Williams: (16, 36) vs. Tampa Bay, 12/08/08	TWO PLAYERS WITH TWO TD RUSHING	* Never Has Happened *	
Raheem Blackshear: (7)/D'Onta Foreman: (4)/Sam Darnold: (3) vs. Detroit, 12/24/22	THREE PLAYERS WITH ONE TD RUSHING	David Montgomery: (42)/Craig Reynolds: (5)/Jared Goff: (1) @ Detroit, 10/08/23	
31 att., D'Onta Foreman vs. Atlanta, 11/10/22	30+ RUSHING ATTEMPTS	30 att., Jacquizz Rodgers vs. Tampa Bay, 10/10/16	
* Never Has Happened *	40+ RUSHING ATTEMPTS	* Never Has Happened *	
41 att., Carolina 10, New Orleans 7 @ New Orleans, 01/08/23	40-49 RUSHING ATTEMPTS (TEAM)	40 att., Tampa Bay 48, Carolina 14 @ Tampa Bay, 12/29/24	

THE LAST TIME

52 att., Carolina 10, Atlanta 3 @ Atlanta, 12/24/06	50+ RUSHING ATTEMPTS (TEAM)	* Never Has Happened *
* Never Has Happened *	400 YARDS RUSHING (TEAM)	* Never Has Happened *
320 yards, Carolina 37, Detroit 23 vs. Detroit, 12/24/22	300 YARDS RUSHING (TEAM)	301 yards, N.Y. Giants 34, Carolina 28 @ N.Y. Giants, 12/21/08
243 yards, Carolina 36, Arizona 30 vs. Arizona, 12/22/24	200 YARDS RUSHING (TEAM)	227 yards, Carolina 44, Atlanta 38 @ Atlanta, 01/05/25
60 yards, D'Onta Foreman: (3:55) 33-D.Foreman right tackle to TB 17 for 60 yards (27-Z.McCollum). vs. Tampa Bay, 10/23/22	RUN OF 50-74 YARDS	62 yards, Travis Etienne Jr.: (12:10) (Shotgun) 1-T.Etienne right end for 62 yards, TOUCHDOWN. @ Jacksonville, 12/31/23
84 yards, Christian McCaffrey: (14:01) 22-C.McCaffrey left guard for 84 yards, TOUCHDOWN. vs. Jacksonville, 10/06/19	RUN OF 75+ YARDS	98 yards, Ronald Jones II: (7:53) 27-R.Jones up the middle for 98 yards, TOUCHDOWN. vs. Tampa Bay, 11/15/20

RECEIVING

201 yards, Steve Smith vs. Minnesota, 10/30/05	200 YARDS RECEIVING	207 yards, Mike Evans @ Tampa Bay, 01/01/23
110 yards, Adam Thielen @ Tampa Bay, 12/29/24	100 YARDS RECEIVING	187 yards, Drake London @ Atlanta, 01/05/25
118 yards/101 yards, Curtis Samuel/DJ Moore vs. New Orleans, 01/03/21	TWO 100-YARD RECEIVERS	207 yards/120 yards, Mike Evans/Chris Godwin Jr. @ Tampa Bay, 01/01/23
2 tds, Adam Thielen: (17, 40) @ Tampa Bay, 12/29/24	TWO TOUCHDOWN RECEPTIONS	2 tds, Drake London: (20, 21) @ Atlanta, 01/05/25
3 tds, Steve Smith: (7, 12, 74) vs. Houston, 09/16/07	THREE TOUCHDOWN RECEPTIONS	3 tds, Mike Evans: (63, 57, 30) @ Tampa Bay, 01/01/23
* Never Has Happened *	FOUR TOUCHDOWN RECEPTIONS	* Never Has Happened *
* Never Has Happened *	FIVE TOUCHDOWN RECEPTIONS	* Never Has Happened *
Wesley Walls: (37, 15)/Patrick Jeffers: (40, 32) vs. New Orleans, 01/02/00	TWO PLAYERS WITH TWO TD RECEPTIONS	Mike Evans: (2, 1)/Jalen McMillan: (10, 16) @ Tampa Bay, 12/29/24
152 yards, DJ Moore @ Atlanta, 10/30/22	150 YARDS RECEIVING	187 yards, Drake London @ Atlanta, 01/05/25
11 , Adam Thielen @ Miami, 10/15/23	10 OR MORE RECEPTIONS	10 , Drake London @ Atlanta, 01/05/25
110 yards, Adam Thielen @ Tampa Bay, 12/29/24	100-149 YARDS RECEIVING	116 yards, CeeDee Lamb vs. Dallas, 12/15/24
152 yards, DJ Moore @ Atlanta, 10/30/22	150-199 YARDS RECEIVING	187 yards, Drake London @ Atlanta, 01/05/25
201 yards, Steve Smith vs. Minnesota, 10/30/05	200-299 YARDS RECEIVING	207 yards, Mike Evans @ Tampa Bay, 01/01/23
* Never Has Happened *	300+ YARDS RECEIVING	300 yards, Julio Jones @ Atlanta, 10/02/16
83 yards, Jalen Coker: (42) (Shotgun) 9-B.Young pass deep right to 18-J.Coker for 83 yards, TOUCHDOWN (97-0.0dighizuwa). vs. Dallas, 12/15/24	70-YARD RECEPTION	75 yards, Mike Evans: (5:04) (Shotgun) 6-B.Mayfield pass deep left to 13-M.Evans pushed ob at CAR 1 for 74 yards (23-C.Henderson). Tampa Bay challenged the runner was out of bounds ruling, and the play was REVERSED. (Shotgun) 6-B.Mayfield pass deep left to 13-M.Evans for 75 yards, TOUCHDOWN. CAR-26-D.Jackson was injured during the play. @ Tampa Bay, 12/03/23
52 yards, DJ Moore: (15:00) 75-C.Erving reported in as eligible. 14-S.Darnold pass deep right to 2-D.Moore ran ob at DEN 9 for 52 yards. vs. Denver, 11/27/22	50-YARD RECEPTION	52 yards, Kyle Pitts Sr.: (6:53) (Shotgun) 18-K.Cousins pass deep right to 8-K.Pitts to CAR 7 for 52 yards (21-N.Scott). vs. Atlanta, 10/13/24

COMBINED YARDS

114 yards/319 yards, Chuba Hubbard/Andy Dalton @ Las Vegas, 09/22/24	100-YARD RUSHER AND 300-YARD PASSER	170 yards/312 yards, Bijan Robinson/Michael Penix Jr. @ Atlanta, 01/05/25
122 yards/319 yards, Diontae Johnson/Andy Dalton @ Las Vegas, 09/22/24	100-YARD RECEIVER AND 300-YARD PASSER	187 yards/312 yards, Drake London/Michael Penix Jr. @ Atlanta, 01/05/25
114 yards/122 yards, Chuba Hubbard/Diontae Johnson @ Las Vegas, 09/22/24	100-YARD RUSHER AND 100-YARD RECEIVER	170 yards/187 yards, Bijan Robinson/Drake London @ Atlanta, 01/05/25
120/109 yards/367 yards, DJ Moore/Robbie Anderson/Teddy Bridgewater @ Tampa Bay, 09/20/20	TWO 100-YARD RECEIVERS/300-YARD PASSER	207/120 yards/432 yards, Mike Evans/Chris Godwin Jr./Tom Brady @ Tampa Bay, 01/01/23
100 yards/122/108 yards, Fozzy Whittaker/Greg Olsen/Kelvin Benjamin vs. San Francisco, 09/18/16	100-YARD RUSHER/TWO 100-YARD RECEIVERS	118 yards/111/122 yards, Marshall Faulk/Isaac Bruce/Az-Zahir Hakim vs. St. Louis, 12/05/99
114 yards/319 yards/122 yards, Chuba Hubbard/Andy Dalton Diontae Johnson @ Las Vegas, 09/22/24	100-YARD RUSHER, 300-YARD PASSER, 100-YARD RECEIVER	170 yards/312 yards/187 yards, Bijan Robinson/Michael Penix Jr. Drake London @ Atlanta, 01/05/25

DEFENSE

Carolina 20, Detroit 0 vs. Detroit, 11/22/20	SHUTOUT	Tampa Bay 9, Carolina 0 vs. Tampa Bay, 01/07/24
--	---------	---

61 yards, Troy Hill: (4:37) (Shotgun) 14-M.White pass short right intended for 26-S.Ahmed INTERCEPTED by 13-T.Hill at CAR 39. 13-T.Hill for 61 yards, TOUCHDOWN. @ Miami, 10/15/23	INTERCEPTED PASS RETURNED FOR A TOUCHDOWN	67 yards, Dante Fowler: (11:27) (Shotgun) 14-A.Dalton pass short right intended for 6-M.Sanders INTERCEPTED by 6-D.Fowler at WAS 33. 6-D.Fowler for 67 yards, TOUCHDOWN. @ Washington, 10/20/24
44 yards, Marquis Haynes Sr.: (5:44) 41-A.Kamara right tackle to NO 43 for -2 yards (49-F.Luvu). FUMBLES (49-F.Luvu), touched at NO 42, RECOVERED by CAR-98-M.Haynes at NO 44. 98-M.Haynes for 44 yards, TOUCHDOWN. Penalty on NO-81-N.Vannett, Offensive Holding, declined. vs. New Orleans, 09/25/22	FUMBLE RETURNED FOR A TOUCHDOWN	8 yards, D'Marco Jackson: (4:43) (Punt formation) 10-J.Hekker to CAR 16 for -10 yards (45-N.Sewell). FUMBLES (45-N.Sewell), touched at CAR 15, RECOVERED by NO-52-D.Jackson at CAR 8. 52-D.Jackson for 8 yards, TOUCHDOWN. CAR-10-J.Hekker was injured during the play. @ New Orleans, 12/10/23
(2:35) (Shotgun) 1-J.Hurts FUMBLES (Aborted) at PHI 11, ball out of bounds in End Zone, SAFETY. vs. Philadelphia, 10/10/21	SAFETY SCORED	(14:56) (Shotgun) 14-S.Darnold pass incomplete short middle [99-L.Williams]. PENALTY on CAR-14-S.Darnold, Intentional Grounding, 3 yards, enforced in End Zone, SAFETY. @ N.Y. Giants, 10/24/21
* Never Has Happened *	SIX+ SACK GAME	* Never Has Happened *
* Never Has Happened *	FIVE SACK GAME	* Never Has Happened *
4.0 sk, Greg Hardy @ Atlanta, 12/29/13	FOUR SACK GAME	4.5 sk, Mario Williams @ Buffalo, 09/15/13
3.0 sk, Mario Addison @ Arizona, 09/22/19	THREE SACK GAME	3.0 sk, Alontae Taylor @ New Orleans, 09/08/24
2.0 sk, A'Shawn Robinson @ Denver, 10/27/24	TWO SACK GAME	2.0 sk, Micah Parsons vs. Dallas, 12/15/24
* Never Has Happened *	FOUR INTERCEPTIONS	* Never Has Happened *
3 ints, Deon Grant @ Minnesota, 09/22/02	THREE INTERCEPTIONS	3 ints, Andrew Adams @ Tampa Bay, 12/02/18
2 ints, James Bradberry @ Tampa Bay, 10/13/19	TWO INTERCEPTIONS	2 ints, Kenny Moore II vs. Indianapolis, 11/05/23
Dan Morgan: (9, 11)/Ricky Manning: (30, 16) vs. St. Louis, 12/12/04	TWO INTERCEPTIONS BY TEAMMATES	Kerry Rhodes: (11, 6)/Darrelle Revis: (67, 0) @ N.Y. Jets, 11/29/09
2 fr, Shy Tuttle @ Denver, 10/27/24	TWO OPPONENT FUMBLE RECOVERIES	2 fr, Lavonte David vs. Tampa Bay, 01/03/16
21 yards, Pittsburgh 24, Carolina 16 vs. Pittsburgh, 12/18/22	LESS THAN 25 RUSHING YARDS	24 yards, Carolina 30, Arizona 20 vs. Arizona, 10/30/16
39 yards, Tampa Bay 48, Carolina 14 @ Tampa Bay, 12/29/24	LESS THAN 50 RUSHING YARDS	45 yards, Carolina 37, Detroit 23 vs. Detroit, 12/24/22
55 yards, Carolina 36, Las Vegas 22 @ Las Vegas, 09/22/24	LESS THAN 100 RUSHING YARDS	39 yards, Tampa Bay 48, Carolina 14 @ Tampa Bay, 12/29/24
32 yards, Carolina 10, New Orleans 7 @ New Orleans, 01/08/23	LESS THAN 50 NET PASSING YARDS	46 yards, Carolina 10, San Francisco 9 @ San Francisco, 11/10/13
85 yards, Washington 40, Carolina 7 @ Washington, 10/20/24	LESS THAN 100 NET PASSING YARDS	83 yards, Philadelphia 22, Carolina 16 @ Philadelphia, 12/08/24
149 yards, Carolina 36, Arizona 30 vs. Arizona, 12/22/24	LESS THAN 150 NET PASSING YARDS	83 yards, Philadelphia 22, Carolina 16 @ Philadelphia, 12/08/24
128 yards, Carolina 26, New Orleans 7 vs. New Orleans, 09/19/21	LESS THAN 150 YARDS NET OFFENSE	124 yards, Jacksonville 26, Carolina 0 @ Jacksonville, 12/31/23
198 yards, Indianapolis 27, Carolina 13 vs. Indianapolis, 11/05/23	LESS THAN 200 YARDS NET OFFENSE	180 yards, Washington 40, Carolina 7 @ Washington, 10/20/24
292 yards, Philadelphia 22, Carolina 16 @ Philadelphia, 12/08/24	LESS THAN 300 YARDS NET OFFENSE	204 yards, Tampa Bay 48, Carolina 14 @ Tampa Bay, 12/29/24
3 to, Carolina 20, N.Y. Giants 17 vs. N.Y. Giants, 11/10/24	FORCED THREE+ TURNOVERS	4 to, Dallas 30, Carolina 14 vs. Dallas, 12/15/24
4 to, Dallas 30, Carolina 14 vs. Dallas, 12/15/24	FORCED FOUR TURNOVERS	4 to, Carolina 20, Washington 13 @ Washington, 12/27/20
5 to, New Orleans 33, Carolina 7 vs. New Orleans, 01/03/21	FORCED FIVE+ TURNOVERS	7 to, Carolina 37, Tampa Bay 26 @ Tampa Bay, 10/13/19
SPECIAL TEAMS		
103 yards, Damiere Byrd: 7-P.Murray kicks 68 yards from TB 35 to CAR -3. 18-D.Byrd for 103 yards, TOUCHDOWN. vs. Tampa Bay, 12/24/17	KICKOFF RETURNED FOR A TOUCHDOWN	99 yards, Andre Roberts: 9-G.Gano kicks 64 yards from CAR 35 to WAS 1. 12-A.Roberts for 99 yards, TOUCHDOWN. vs. Washington, 11/22/15
79 yards, Ihmir Smith-Marsette: (6:05) 16-T.Gill punts 57 yards to CAR 21, Center-48-P.Scales. 11-I.Smith-Marsette for 79 yards, TOUCHDOWN. @ Chicago, 11/09/23	PUNT RETURNED FOR A TOUCHDOWN	83 yards, Diontae Spencer: (10:39) 3-J.Charlton punts 56 yards to DEN 17, Center-44-J.Jansen, 11-D.Spencer for 83 yards, TOUCHDOWN. vs. Denver, 12/13/20
* Never Has Happened *	BLOCKED FIELD GOAL RETURNED FOR A TOUCHDOWN	* Never Has Happened *
4 yards, Kenny Robinson: Kenny Robinson: (6:56) 3-J.Berry punt is BLOCKED by 49-F.Luvu, Center-42-A.DePaola, RECOVERED by CAR-K.Robinson at MIN 4. K.Robinson for 4 yards, TOUCHDOWN. Minnesota, 10/17/21	BLOCKED PUNT RETURNED FOR A TOUCHDOWN	Joe Tryon-Shoyinka: (5:30) 10-J.Hekker punt is BLOCKED by 9-J.Tryon, Center-44-J.Jansen, RECOVERED by TB-51-J.Russell at CAR 23. 51-J.Russell for 23 yards, TOUCHDOWN. @ Tampa Bay, 12/29/24

50 yards, Zane Gonzalez. (8:40) 5-Z.Gonzalez 50 yard field goal is BLOCKED (96-C.Granderson), Center-44-J.Jansen, Holder-3-J.Chartlon, RECOVERED by NO-53-Z.Baun at NO 29. 53-Z.Baun to CAR 38 for 33 yards (70-B.Christensen). vs. New Orleans, 09/19/21

BLOCKED FIELD GOAL

55 yards, Wil Lutz. (1:24) 3-W.Lutz 55 yard field goal is BLOCKED (24-C.Henderson), Center-49-Z.Wood, Holder-4-B.Gillikin. @ New Orleans, 01/08/23

Johnny Hekker. (5:30) 10-J.Hekker punt is BLOCKED by 9-J.Tryon, Center-44-J.Jansen, RECOVERED by TB-51-J.Russell at CAR 23. 51-J.Russell for 23 yards, TOUCHDOWN. @ Tampa Bay, 12/29/24

BLOCKED PUNT

Jordan Berry. (6:56) 3-J.Berry punt is BLOCKED by 49-F.Luvu, Center-42-A.DePaola, RECOVERED by BAR-27-K.Robinson at MIN 4. 27-K.Robinson for 4 yards, TOUCHDOWN. vs. Minnesota, 10/17/21

Younghoe Koo [CJ Henderson blocked]: 7-Y.Koo extra point is Blocked (24-C.Henderson), Center-48-L.McCullough, Holder-13-B.Pinoin. vs. Atlanta, 11/10/22

POINT AFTER TOUCHDOWN ATTEMPT BLOCKED

Joey Siye [Isaac Rochell blocked]: 4-J.Siye extra point is Blocked (98-I.Rochell), Center-44-J.Jansen, Holder-3-J.Chartlon. DEFENSIVE TWO-POINT ATTEMPT. 24-N.Adderley recovered the blocked kick. ATTEMPT FAILS. @ L.A. Chargers, 09/27/20

53 yards, Eddy Piñeiro. (15:00) 4-E.Pineiro 53 yard field goal is GOOD, Center-44-J.Jansen, Holder-10-J.Hekker. vs. N.Y. Giants, 11/10/24

MADE FIELD GOAL OF 50 YARDS OR LONGER

58 yards, Chad Ryland. (:02) 38-C.Ryland 58 yard field goal is GOOD, Center-46-A.Brewer, Holder-10-M.Palardy. vs. Arizona, 12/22/24

63 yards, Graham Gano. (:06) 9-G.Gano 63 yard field goal is GOOD, Center-44-J.Jansen, Holder-5-M.Palardy. vs. N.Y. Giants, 10/07/18

60+ YARD FIELD GOAL

* Never Has Happened *

6 fg, John Kasay. (30, 50, 46, 25, 21, 21) @ New Orleans, 12/05/04

SIX FIELD GOALS

* Never Has Happened *

5 fg, Joey Siye. (29, 24, 30, 22, 31) @ L.A. Chargers, 09/27/20

FIVE FIELD GOALS

5 fg, Jason Myers. (43, 35, 33, 37, 39) @ Seattle, 09/24/23

4 fg, Eddy Piñeiro. (30, 32, 29, 33) vs. Kansas City, 11/24/24

FOUR FIELD GOALS

4 fg, Chase McLaughlin. (27, 26, 51, 30) vs. Tampa Bay, 12/01/24

3 fg, Eddy Piñeiro. (47, 27, 22) vs. Tampa Bay, 12/01/24

THREE FIELD GOALS

3 fg, Chad Ryland. (48, 30, 58) vs. Arizona, 12/22/24

Eddy Piñeiro. 4-E.Pineiro extra point is No Good, Wide Left, Center-44-J.Jansen, Holder-10-J.Hekker. vs. Arizona, 12/22/24

MISSED POINT AFTER TOUCHDOWN ATTEMPT

Cairo Santos. 8-C.Santos extra point is No Good, Wide Right, Center-46-S.Daly, Holder-19-T.Taylor. @ Chicago, 10/06/24

* Never Has Happened *

NO PUNTS

Carolina 44, Atlanta 38 @ Atlanta, 01/05/25

11 punts, Todd Sauerbrun vs. Chicago, 12/22/02

PUNTED 10+ TIMES

11 punts, Shane Lechler @ Oakland, 11/09/08

62 yds, Johnny Hekker @ Washington, 10/20/24

60-69 YARD PUNT

60 yds, Riley Dixon @ Denver, 10/27/24

76 yds, Andy Lee @ Denver, 09/08/16

70+ YARD PUNT

74 yds, Jake Camarda vs. Tampa Bay, 01/07/24

* Never Has Happened *

80+ YARD PUNT

* Never Has Happened *

29 yards, Ihmir Smith-Marsette vs. Tampa Bay, 01/07/24

20 YARD PUNT RETURN

47 yards, Rashid Shaheed @ New Orleans, 09/08/24

60t yards, Kaelin Clay @ N.Y. Jets, 11/26/17

50-69 YARD PUNT RETURN

59 yards, Tommylee Lewis @ New Orleans, 10/16/16

79t yards, Ihmir Smith-Marsette @ Chicago, 11/09/23

70-89 YARD PUNT RETURN

83t yards, Dontae Spencer vs. Denver, 12/13/20

* Never Has Happened *

90+ YARD PUNT RETURN

94t yards, Tramon Williams @ Green Bay, 11/18/07

52 yards, Raheem Blackshear vs. Houston, 10/29/23

50-69 YARD KICKOFF RETURN

56 yards, Samaje Perine vs. Kansas City, 11/24/24

76 yards, Kealoha Pilares @ Indianapolis, 11/27/11

70-89 YARD KICKOFF RETURN

78 yards, Marcus Sherels vs. Minnesota, 10/30/11

98 yards, Trenton Cannon vs. Tampa Bay, 11/15/20

90+ YARD KICKOFF RETURN

99t yards, Andre Roberts vs. Washington, 11/22/15

Jermaine Carter Jr.: (Onside Kick formation) 5-M.Palardy kicks inside 13 yards from CAR 35 to CAR 48. RECOVERED by CAR-56-J.Carter. vs. Washington, 12/01/19

SUCCESSFUL ONSIDE KICK

P.J. Locke: (Onside Kick formation) 8-B.McManus kicks inside 8 yards from DEN 35 to DEN 43, impetus ends at DEN 44. RECOVERED by DEN-6-P.Locke. vs. Denver, 11/27/22

TEAM/MISCELLANEOUS

* Never Has Happened *

600 TOTAL YARDS OF OFFENSE

617 yards, New Orleans 617, Carolina 301 @ New Orleans, 01/01/12

570 yards, Carolina 570, Detroit 381 vs. Detroit, 12/24/22

500 TOTAL YARDS OF OFFENSE

537 yards, Atlanta 537, Carolina 425 @ Atlanta, 01/05/25

425 yards, Atlanta 537, Carolina 425 @ Atlanta, 01/05/25

400 TOTAL YARDS OF OFFENSE

410 yards, Dallas 410, Carolina 235 vs. Dallas, 12/15/24

ST: (12:16) J.McCown sacked at NYJ 36 for -9 yards (W.Horton). FUMBLES (W.Horton) [W.Horton], touched at NYJ 36, RECOVERED by CAR-L.Kuechly at NYJ 34. L.Kuechly for 34 yards, TOUCHDOWN.DEF: (10:07) T.Moton reported in as eligible. C.Newton left end for 1 yard, TOUCHDOWN.DEF: (1:17) (Shotgun) J.Stewart right tackle for 2 yards, TOUCHDOWN.OFF: (10:09) L.Edwards punts 37 yards to CAR 40, Center-T.Hennessy. K.Clay for 60 yards, TOUCHDOWN. @ N.Y. Jets, 11/26/17

TOUCHDOWN ON OFFENSE, DEFENSE AND SPECIAL TEAMS

ST: (11:31) D.Sproles left end for 8 yards, TOUCHDOWN.ST: (7:42) (Shotgun) L.McCoy up the middle for 1 yard, TOUCHDOWN.ST: (11:37) (No Huddle, Shotgun) M.Sanchez pass short left to J.Matthews for 13 yards, TOUCHDOWN.ST: (11:50) (No Huddle, Shotgun) M.Sanchez pass short right to J.Matthews for 18 yards, TOUCHDOWN.DEF: (2:21) (Shotgun) C.Newton pass short right intended for J.Avant INTERCEPTED by B.Fletcher at CAR 34. B.Fletcher for 34 yards, TOUCHDOWN.OFF: (3:46) B.Nortman punts 55 yards to PHI 35, Center-J.Jansen. D.Sproles for 65 yards, TOUCHDOWN. @ Philadelphia, 11/10/14

THE LAST TIME

Chuba Hubbard: TWO-POINT CONVERSION ATTEMPT. 30-C.Hubbard rushes up the middle. ATTEMPT SUCCEEDS. vs. Kansas City, 11/24/24

MADE TWO-POINT CONVERSION

Saquon Barkley: TWO-POINT CONVERSION ATTEMPT. 26-S.Barkley rushes right tackle. ATTEMPT SUCCEEDS. @ Philadelphia, 12/08/24

Bryce Young: TWO-POINT CONVERSION ATTEMPT. 9-B.Young is sacked. ATTEMPT FAILS. vs. New Orleans, 11/03/24

FAILED TWO-POINT CONVERSION

Derek Carr: TWO-POINT CONVERSION ATTEMPT. 4-D.Carr pass to 83-J.Johnson is incomplete. ATTEMPT FAILS. vs. New Orleans, 11/03/24

Carolina 52, Cincinnati 31 vs. Cincinnati, 12/08/02

50 POINTS

San Francisco 51, Carolina 13 @ San Francisco, 10/27/19

Carolina 44, Atlanta 38 @ Atlanta, 01/05/25

40 POINTS

Tampa Bay 48, Carolina 14 @ Tampa Bay, 12/29/24

Carolina 44, Atlanta 38 @ Atlanta, 01/05/25

OVERTIME WIN

Tampa Bay 26, Carolina 23 vs. Tampa Bay, 12/01/24

Tampa Bay 26, Carolina 23 vs. Tampa Bay, 12/01/24

OVERTIME LOSS

Carolina 44, Atlanta 38 @ Atlanta, 01/05/25

Cincinnati 37, Carolina 37 @ Cincinnati, 10/12/14

OVERTIME TIE

Cincinnati 37, Carolina 37 @ Cincinnati, 10/12/14

Cincinnati 37, Carolina 37 @ Cincinnati, 10/12/14

TIE GAME

Cincinnati 37, Carolina 37 @ Cincinnati, 10/12/14

* Never Has Happened *

SCORELESS GAME

* Never Has Happened *

Carolina 21, Atlanta 0 vs. Atlanta, 12/13/15

20 FIRST-QUARTER POINTS

Pittsburgh 21, Carolina 7 @ Pittsburgh, 11/08/18

Carolina 21, Tampa Bay 14 vs. Tampa Bay, 11/04/18

20 SECOND-QUARTER POINTS

Atlanta 21, Carolina 14 @ Atlanta, 01/05/25

Carolina 21, Miami 7 vs. Miami, 11/13/17

20 THIRD-QUARTER POINTS

Dallas 20, Carolina 0 @ Dallas, 10/03/21

Carolina 21, Atlanta 13 @ Atlanta, 10/30/22

20 FOURTH-QUARTER POINTS

Tampa Bay 20, Carolina 10 @ Tampa Bay, 01/01/23

35 (first half), Carolina 42, Tampa Bay 28 vs. Tampa Bay, 11/04/18

30 ONE-HALF POINTS

30 (first half), New Orleans 47, Carolina 10 @ New Orleans, 09/08/24

Washington 40, Carolina 7 @ Washington, 10/20/24

ZERO POINTS SCORED IN FIRST HALF

Carolina 20, N.Y. Giants 17 vs. N.Y. Giants, 11/10/24

21 (Q4), Atlanta 37, Carolina 34 @ Atlanta, 10/30/22

SCORED 20+ POINTS IN ONE QUARTER

21 (Q2), Carolina 44, Atlanta 38 @ Atlanta, 01/05/25

(3, 14, 14, 7, 6 Points), Carolina 44, Atlanta 38 @ Atlanta, 01/05/25

SCORE TOUCHDOWN IN EACH QUARTER

(10, 17, 14, 7 Points), Tampa Bay 48, Carolina 14 @ Tampa Bay, 12/29/24

Carolina 20, Detroit 0 vs. Detroit, 11/22/20

SHUTOUT AT HOME

Tampa Bay 9, Carolina 0 vs. Tampa Bay, 01/07/24

* Never Has Happened *

SHUTOUT ON THE ROAD

Jacksonville 26, Carolina 0 @ Jacksonville, 12/31/23

Carolina 36, Arizona 30 vs. Arizona, 12/22/24

OVERTIME WIN AT HOME

Tampa Bay 26, Carolina 23 vs. Tampa Bay, 12/01/24

Carolina 44, Atlanta 38 @ Atlanta, 01/05/25

OVERTIME WIN ON THE ROAD

Atlanta 37, Carolina 34 @ Atlanta, 10/30/22

10 pen, Carolina 20, N.Y. Giants 17 vs. N.Y. Giants, 11/10/24

10 PENALTIES

11 pen, Carolina 36, Arizona 30 vs. Arizona, 12/22/24

* Never Has Happened *

NO PENALTIES

0 pen, Indianapolis 38, Carolina 6 @ Indianapolis, 12/22/19

0 to, Carolina 44, Atlanta 38 @ Atlanta, 01/05/25

NO TURNOVERS

0 to, Tampa Bay 48, Carolina 14 @ Tampa Bay, 12/29/24

3 td, Carolina 23, New Orleans 22 (10:03) (Shotgun) B.Young pass short middle to X.Legette for 3 yards, TOUCHDOWN. (9:59) C.Hubbard up the middle for 1 yard, TOUCHDOWN. (2:24) C.Hubbard up the middle for 16 yards, TOUCHDOWN. vs. New Orleans, 11/03/24

THREE TOTAL TOUCHDOWNS

3 td, Carolina 36, Arizona 30 (6:02) J.Conner left tackle for 6 yards, TOUCHDOWN. (:11) K.Murray pass short right to D.Dallas for 1 yard, TOUCHDOWN. (7:03) (Shotgun) K.Murray right end for 20 yards, TOUCHDOWN. vs. Arizona, 12/22/24

4 td, Carolina 36, Las Vegas 22 (10:20) (Shotgun) A.Dalton pass short right to C.Hubbard for 6 yards, TOUCHDOWN. (9:33) (Shotgun) A.Dalton pass short right to Dio Johnson for 5 yards, TOUCHDOWN (T.Wilson). (:33) (Shotgun) A.Dalton pass deep right to A.Thielen for 31 yards, TOUCHDOWN. CAR-A.Thielen was injured during the play. (13:37) (Shotgun) M.Sanders right guard for 1 yard, TOUCHDOWN. @ Las Vegas, 09/22/24

FOUR TOTAL TOUCHDOWNS

4 td, Denver 28, Carolina 14 (12:34) (Shotgun) B.Nix pass short left to N.Adkins for 3 yards, TOUCHDOWN. (6:56) (Shotgun) B.Nix pass deep right to A.Trautman for 19 yards, TOUCHDOWN. (1:16) B.Nix up the middle for 1 yard, TOUCHDOWN. (6:55) (No Huddle) B.Nix pass short right to J.McLaughlin for 9 yards, TOUCHDOWN. @ Denver, 10/27/24

L.A. Chargers 26, Carolina 3 vs. L.A. Chargers, 09/15/24

GAME WITHOUT TOUCHDOWNS

Tampa Bay 9, Carolina 0 vs. Tampa Bay, 01/07/24

41:47 TOP, Carolina 10, Atlanta 3 @ Atlanta, 12/24/06

OVER 40:00 TIME OF POSSESSION (NON-OT)

41:11 TOP, Tampa Bay 48, Carolina 14 @ Tampa Bay, 12/29/24

@ Atlanta, 01/05/25

NO SACKS/NO INTERCEPTIONS ALLOWED

vs. Atlanta, 10/13/24

Carolina 34, Arizona 10 @ Arizona, 11/14/21

WON GAME BY 20+ POINTS

Tampa Bay 48, Carolina 14 @ Tampa Bay, 12/29/24

3 tds, D'Onta Foreman: (2-Rushing, 1-Rushing, 12-Rushing) @ Atlanta, 10/30/22

THREE TOUCHDOWNS BY A PLAYER

3 tds, Raheem Mostert: (3-Pass Reception, 4-Rushing, 1-Rushing) @ Miami, 10/15/23

4 tds, DeAngelo Williams: (13-Rushing, 5-Rushing, 1-Rushing, 30-Rushing) @ N.Y. Giants, 12/21/08

FOUR TOUCHDOWNS BY A PLAYER

4 tds, Tevin Coleman: (19-Rushing, 10-Pass Reception, 48-Rushing, 1-Rushing) @ San Francisco, 10/27/19

BY PANTHERS		BY OPPONENT	
PASSING			
* Never Has Happened *	300 YARDS PASSING		* Never Has Happened *
* Never Has Happened *	400 YARDS PASSING		* Never Has Happened *
* Never Has Happened *	500 YARDS PASSING		* Never Has Happened *
270 yards/70 yards, Jack Plummer/Bryce Young @ Buffalo, 08/24/24	300 NET YARDS PASSING	155 yards/155 yards, Jacob Eason/Sam Ehlinger @ Indianapolis, 08/15/21	
* Never Has Happened *	400 NET YARDS PASSING		* Never Has Happened *
* Never Has Happened *	THREE TOUCHDOWN PASSES		* Never Has Happened *
* Never Has Happened *	FOUR TOUCHDOWN PASSES		* Never Has Happened *
* Never Has Happened *	FIVE TOUCHDOWN PASSES		* Never Has Happened *
* Never Has Happened *	SIX TOUCHDOWN PASSES		* Never Has Happened *
* Never Has Happened *	SEVEN TOUCHDOWN PASSES		* Never Has Happened *
2 ints, Colin Jones vs. Pittsburgh, 08/29/13	TWO INTERCEPTION GAME		* Never Has Happened *
* Never Has Happened *	THREE INTERCEPTION GAME		* Never Has Happened *
* Never Has Happened *	FOUR OR MORE INTERCEPTION GAME		* Never Has Happened *
* Never Has Happened *	40+ PASS ATTEMPTS		* Never Has Happened *
* Never Has Happened *	50+ PASS ATTEMPTS		* Never Has Happened *
* Never Has Happened *	30+ Completions		* Never Has Happened *
* Never Has Happened *	40+ PASSING COMPLETIONS		* Never Has Happened *
60 yards, PJ Walker: (8:51) (Shotgun) 6-P.Walker pass deep right to 88-T.Marshall to IND 15 for 60 yards (38-T.Carrie). FUMBLES (38-T.Carrie), ball out of bounds at IND 15. @ Indianapolis, 08/15/21	PASS PLAY OF 50-OR-MORE YARDS	53 yards, Skylar Thompson: (:12) (Shotgun) 170-S.Thompson pass deep middle to 13-S.Miller to CAR 20 for 53 yards (29-A.Evans) (75-J.Harrison-Hunte). vs. Pittsburgh, 08/21/25	
87 yards, Derek Anderson: (4:54) 3-D.Anderson pass deep left to 19-T.Ginn for 87 yards, TOUCHDOWN. vs. Pittsburgh, 08/29/13	PASS PLAY OF 80-OR-MORE YARDS	90 yards, Eli Manning: (7:49) 10-E.Manning pass to 85-D.Tyree for 90 yards, TOUCHDOWN.CAR-28-C.Branch was injured during the play. @ N.Y. Giants, 08/20/05	
2 ints, Jack Plummer @ Houston, 08/16/25	TWO INTERCEPTIONS THROWN	2 ints, Tom Brady vs. New England, 08/28/15	
3 ints, Jeff Lewis @ Baltimore, 08/23/01	THREE INTERCEPTIONS THROWN	3 ints, Landry Jones vs. Pittsburgh, 08/29/13	
* Never Has Happened *	FOUR INTERCEPTIONS THROWN		* Never Has Happened *
* Never Has Happened *	FIVE INTERCEPTIONS THROWN		* Never Has Happened *
* Never Has Happened *	SIX INTERCEPTIONS THROWN		* Never Has Happened *
Bryce Young vs. Cleveland, 08/08/25	100-POINT PASSER RATING	Skylar Thompson vs. Pittsburgh, 08/21/25	
RUSHING			
* Never Has Happened *	200 YARDS RUSHING		* Never Has Happened *
* Never Has Happened *	150 YARDS RUSHING		* Never Has Happened *
101 yards/100 yards, DeAngelo Williams/Jonathan Stewart vs. Washington, 08/23/08	100 YARDS RUSHING	101 yards, Frank Gore Jr. @ Buffalo, 08/24/24	
101 yards/100 yards, DeAngelo Williams/Jonathan Stewart vs. Washington, 08/23/08	TWO 100-YARD RUSHERS		* Never Has Happened *
* Never Has Happened *	FIVE TOUCHDOWNS RUSHING		* Never Has Happened *
* Never Has Happened *	FOUR TOUCHDOWNS RUSHING		* Never Has Happened *
* Never Has Happened *	THREE TOUCHDOWNS RUSHING		* Never Has Happened *
2 tds, Cameron Artis-Payne: (2, 8) @ Jacksonville, 08/24/17	TWO TOUCHDOWNS RUSHING	2 tds, Sam Howell: (17, 1) @ Washington, 08/13/22	
* Never Has Happened *	TWO PLAYERS WITH TWO TD RUSHING		* Never Has Happened *
Cameron Artis-Payne: (3)/Christian McCaffrey: (71)/Elijah Hood: (3) vs. Miami, 08/17/18	THREE PLAYERS WITH ONE TD RUSHING		* Never Has Happened *
* Never Has Happened *	30+ RUSHING ATTEMPTS		* Never Has Happened *
* Never Has Happened *	40+ RUSHING ATTEMPTS		* Never Has Happened *
42 att., Carolina 18, Pittsburgh 6 vs. Pittsburgh, 09/01/16	40-49 RUSHING ATTEMPTS (TEAM)	42 att., Baltimore 20, Carolina 3 vs. Baltimore, 08/21/21	

* Never Has Happened *	50+ RUSHING ATTEMPTS (TEAM)	* Never Has Happened *
* Never Has Happened *	400 YARDS RUSHING (TEAM)	* Never Has Happened *
* Never Has Happened *	300 YARDS RUSHING (TEAM)	* Never Has Happened *
226 yards, Carolina 27, Miami 20 vs. Miami, 08/17/18	200 YARDS RUSHING (TEAM)	206 yards, Carolina 25, Buffalo 24 @ Buffalo, 08/14/15
59 yards, Chuba Hubbard: (3:53) 30-C.Hubbard right guard pushed ob at IND 23 for 59 yards (30-G.Odom). CAR-77-De Brown was injured during the play. @ Indianapolis, 08/15/21	RUN OF 50-74 YARDS	51 yards, Corey Grant: (2:09) (Punt formation) Direct snap to 30-C.Grant. 30-C.Grant up the middle to CAR 21 for 51 yards (42-C.Jones). Fake Punt @ Jacksonville, 08/24/17

* Never Has Happened *	RUN OF 75+ YARDS	* Never Has Happened *
------------------------	------------------	------------------------

RECEIVING

* Never Has Happened *	200 YARDS RECEIVING	* Never Has Happened *
149 yards, Ted Ginn vs. Pittsburgh, 08/29/13	100 YARDS RECEIVING	113 yards, David Tyree @ N.Y. Giants, 08/20/05
* Never Has Happened *	TWO 100-YARD RECEIVERS	* Never Has Happened *
2 tds, Damiere Byrd: (50, 8) vs. Houston, 08/09/17	TWO TOUCHDOWN RECEPTIONS	2 tds, Kaden Davis: (7, 12) vs. Cleveland, 08/08/25
* Never Has Happened *	THREE TOUCHDOWN RECEPTIONS	* Never Has Happened *
* Never Has Happened *	FOUR TOUCHDOWN RECEPTIONS	* Never Has Happened *
* Never Has Happened *	FIVE TOUCHDOWN RECEPTIONS	* Never Has Happened *
* Never Has Happened *	TWO PLAYERS WITH TWO TD RECEPTIONS	* Never Has Happened *
* Never Has Happened *	150 YARDS RECEIVING	* Never Has Happened *
* Never Has Happened *	10 OR MORE RECEPTIONS	* Never Has Happened *
149 yards, Ted Ginn vs. Pittsburgh, 08/29/13	100-149 YARDS RECEIVING	113 yards, David Tyree @ N.Y. Giants, 08/20/05
* Never Has Happened *	150-199 YARDS RECEIVING	* Never Has Happened *
* Never Has Happened *	200-299 YARDS RECEIVING	* Never Has Happened *
* Never Has Happened *	300+ YARDS RECEIVING	* Never Has Happened *

87 yards, Ted Ginn: (4:54) 3-D.Anderson pass deep left to 19-T.Ginn for 87 yards, TOUCHDOWN. vs. Pittsburgh, 08/29/13	70-YARD RECEPTION	70 yards, Antoine Green: (.40) (Shotgun) 17-T.Bridgewater pass deep left to 80-A.Green for 70 yards, TOUCHDOWN. vs. Detroit, 08/25/23
54 yards, DeAndrew White: (8:37) (Shotgun) 3-W.Grier pass short left to 18-D.White to PIT 26 for 54 yards (25-A.Burns). vs. Pittsburgh, 08/29/19	50-YARD RECEPTION	53 yards, Scotty Miller: (.12) (Shotgun) 170-S.Thompson pass deep middle to 13-S.Miller to CAR 20 for 53 yards (29-A.Evans) [75-J.Harrison-Hunte]. vs. Pittsburgh, 08/21/25

COMBINED YARDS

* Never Has Happened *	100-YARD RUSHER AND 300-YARD PASSER	* Never Has Happened *
* Never Has Happened *	100-YARD RECEIVER AND 300-YARD PASSER	* Never Has Happened *
* Never Has Happened *	100-YARD RUSHER AND 100-YARD RECEIVER	* Never Has Happened *
* Never Has Happened *	TWO 100-YARD RECEIVERS/300-YARD PASSER	* Never Has Happened *
* Never Has Happened *	100-YARD RUSHER/TWO 100-YARD RECEIVERS	* Never Has Happened *
* Never Has Happened *	100-YARD RUSHER, 300-YARD PASSER, 100-YARD RECEIVER	* Never Has Happened *

DEFENSE

Carolina 21, Buffalo 0 vs. Buffalo, 08/26/22	SHUTOUT	N.Y. Jets 27, Carolina 0 vs. N.Y. Jets, 08/12/23
50 yards, Tae Hayes: (1:46) (Shotgun) 4-B.Zappe pass short left intended for 82-T.Nixon INTERCEPTED by 32-T.Hayes at 50. 32-T.Hayes for 50 yards, TOUCHDOWN. PENALTY on CAR, Unsportsmanlike Conduct, 15 yards, enforced between downs. @ New England, 08/19/22	INTERCEPTED PASS RETURNED FOR A TOUCHDOWN	11 yards, Steven Gilmore: (3:10) (Shotgun) 16-J.Luton pass short right intended for 86-G.Jennings INTERCEPTED by 36D-S.Gilmore at CAR 11. 36D-S.Gilmore for 11 yards, TOUCHDOWN. vs. Detroit, 08/25/23
2 yards, Thomas Davis: (10:31) (No Huddle) 30-B.Pierce left end to BLT 11 for -6 yards (59-L.Kuechly). FUMBLES (59-L.Kuechly), RECOVERED by CAR-58-T.Davis at BLT 2. 58-T.Davis for 2 yards, TOUCHDOWN. The Replay Assistant challenged the runner broke the plane ruling, and the play was Upheld. @ Baltimore, 08/22/13	FUMBLE RETURNED FOR A TOUCHDOWN	0 yards, Sam Roberts: (1:25) (Shotgun) 11-P.Walker sacked at CAR -7 for -8 yards (97-D.Mitchell). FUMBLES (97-D.Mitchell) [97-D.Mitchell], RECOVERED by NE-96-S.Roberts at CAR -7. TOUCHDOWN. @ New England, 08/19/22
Mario Addison: (8:48) 8-B.Nortman punts 56 yards to PIT 3, Center-44-J.Jansen. 13-R.Dunn tackled in End Zone for -3 yards, SAFETY (97-M.Addison). vs. Pittsburgh, 08/29/13	SAFETY SCORED	* Never Has Happened *
* Never Has Happened *	SIX+ SACK GAME	* Never Has Happened *

* Never Has Happened *	FIVE SACK GAME	* Never Has Happened *
* Never Has Happened *	FOUR SACK GAME	* Never Has Happened *
* Never Has Happened *	THREE SACK GAME	3.0 sk, Greg Spires @ New England, 08/24/00
2.0 sk/2.0 sk, Andre Smith/Marquis Haynes Sr. vs. Pittsburgh, 08/29/19	TWO SACK GAME	2.0 sk, Yahya Black vs. Pittsburgh, 08/21/25
* Never Has Happened *	FOUR INTERCEPTIONS	* Never Has Happened *
* Never Has Happened *	THREE INTERCEPTIONS	* Never Has Happened *
2 ints, Colin Jones vs. Pittsburgh, 08/29/13	TWO INTERCEPTIONS	* Never Has Happened *
* Never Has Happened *	TWO INTERCEPTIONS BY TEAMMATES	* Never Has Happened *
2 fr, Julius Peppers vs. Washington, 08/23/08	TWO OPPONENT FUMBLE RECOVERIES	2 fr, Ricardo Colclough @ Pittsburgh, 08/31/06
* Never Has Happened *	LESS THAN 25 RUSHING YARDS	18 yards, Carolina 25, Pittsburgh 19 vs. Pittsburgh, 08/29/19
40 yards, Cleveland 30, Carolina 10 vs. Cleveland, 08/08/25	LESS THAN 50 RUSHING YARDS	18 yards, Carolina 25, Pittsburgh 19 vs. Pittsburgh, 08/29/19
99 yards, Pittsburgh 19, Carolina 10 vs. Pittsburgh, 08/21/25	LESS THAN 100 RUSHING YARDS	78 yards, Houston 20, Carolina 3 @ Houston, 08/16/25
48 yards, New England 10, Carolina 3 @ New England, 08/22/19	LESS THAN 50 NET PASSING YARDS	16 yards, N.Y. Jets 9, Carolina 3 vs. N.Y. Jets, 08/21/10
84 yards, Pittsburgh 19, Carolina 10 vs. Pittsburgh, 08/21/25	LESS THAN 100 NET PASSING YARDS	85 yards, N.Y. Jets 15, Carolina 12 vs. N.Y. Jets, 08/17/24
84 yards, Pittsburgh 19, Carolina 10 vs. Pittsburgh, 08/21/25	LESS THAN 150 NET PASSING YARDS	85 yards, N.Y. Jets 15, Carolina 12 vs. N.Y. Jets, 08/17/24
122 yards, Carolina 18, Pittsburgh 6 vs. Pittsburgh, 09/01/16	LESS THAN 150 YARDS NET OFFENSE	99 yards, New England 10, Carolina 3 @ New England, 08/22/19
191 yards, Carolina 21, Buffalo 0 vs. Buffalo, 08/26/22	LESS THAN 200 YARDS NET OFFENSE	164 yards, Houston 20, Carolina 3 @ Houston, 08/16/25
266 yards, Houston 20, Carolina 3 @ Houston, 08/16/25	LESS THAN 300 YARDS NET OFFENSE	255 yards, Pittsburgh 19, Carolina 10 vs. Pittsburgh, 08/21/25
3 to, Carolina 34, Pittsburgh 9 vs. Pittsburgh, 08/27/21	FORCED THREE+ TURNOVERS	4 to, Detroit 26, Carolina 17 vs. Detroit, 08/25/23
4 to, Detroit 26, Carolina 17 vs. Detroit, 08/25/23	FORCED FOUR TURNOVERS	4 to, Carolina 34, Baltimore 27 @ Baltimore, 08/22/13
5 to, N.Y. Jets 9, Carolina 3 vs. N.Y. Jets, 08/21/10	FORCED FIVE+ TURNOVERS	* Never Has Happened *
SPECIAL TEAMS		
91 yards, Mike Goodson: 2-R Bironas kicks 61 yards from TEN 30 to CAR 9. 33-M Goodson for 91 yards. TOUCHDOWN. CAR-33-M Goodson was injured during the play. His return is Questionable. vs. Tennessee, 08/28/10	KICKOFF RETURNED FOR A TOUCHDOWN	90 yards, Trindon Holliday: 6-J Medlock kicks 55 yards from CAR 35 to HST 10. 16-T Holliday for 90 yards. TOUCHDOWN. vs. Houston, 08/11/12
74 yards, Ted Ginn: (5:29) (Punt formation) 4-S Koch punts 54 yards to CAR 26. Center-46-M Cox. 19-T Ginn for 74 yards. TOUCHDOWN. @ Baltimore, 08/22/13	PUNT RETURNED FOR A TOUCHDOWN	80 yards, Stefan Logan: (13:38) 7-J Baker punts 52 yards to PIT 20. Center-44-J Jansen. 41-S Logan for 80 yards. TOUCHDOWN. vs. Pittsburgh, 09/03/09
* Never Has Happened *	BLOCKED FIELD GOAL RETURNED FOR A TOUCHDOWN	* Never Has Happened *
* Never Has Happened *	BLOCKED PUNT RETURNED FOR A TOUCHDOWN	* Never Has Happened *
48 yards, Joey Slye: (10:17) 4-J Slye 48 yard field goal is BLOCKED (54-U Gilbert). Center-48-J Celestin, Holder-5-M Palardy. vs. Pittsburgh, 08/29/19	BLOCKED FIELD GOAL	44 yards, Lawrence Tynes: (11:12) 9-L Tynes 44 yard field goal is BLOCKED (49-S Ware). Center-51-Z DeOssie, Holder-18-S Rosenfels, ball out of bounds at CAR 34. vs. N.Y. Giants, 08/13/11
Brad Nortman: (12:01) 8-B Nortman punt is BLOCKED by 45-R Nix, Center-44-J Jansen, recovered by CAR-53-B Jacobs at CAR 30. 53-B Jacobs to CAR 30 for no gain (49D-S Green). @ Pittsburgh, 09/03/15	BLOCKED PUNT	Jeff Feagles: (2:43) 17-J Feagles punt is BLOCKED by 50-J Anderson, Center-51-Z DeOssie, ball out of bounds in End Zone. SAFETY. @ N.Y. Giants, 08/17/09
* Never Has Happened *	POINT AFTER TOUCHDOWN ATTEMPT BLOCKED	* Never Has Happened *
52 yards, Ryan Fitzgerald: (1:09) 35S-R Fitzgerald 52 yard field goal is GOOD. Center-44-J Jansen, Holder-6-S Martin. @ Houston, 08/16/25	MADE FIELD GOAL OF 50 YARDS OR LONGER	50 yards, Ben Sauls: (5:13) 29S-B Sauls 50 yard field goal is GOOD. Center-48-J McQuaide, Holder-5S-C Johnston. vs. Pittsburgh, 08/21/25
* Never Has Happened *	60+ YARD FIELD GOAL	60 yards, Stephen Gostkowski: (12:10) 3-S Gostkowski 21 yard field goal is GOOD. Center-48D-D Aiken, Holder-6-R Allen. @ New England, 08/22/14
6 fg, Graham Gano: (47, 42, 28, 41, 22, 45) vs. Pittsburgh, 09/01/16	SIX FIELD GOALS	6 fg, Mike Hollis @ Jacksonville, 08/10/01

THE LAST TIME

6 fg, Graham Gano: (47, 42, 28, 41, 22, 45) vs. Pittsburgh, 09/01/16	FIVE FIELD GOALS	6 fg, Mike Hollis @ Jacksonville, 08/10/01
4 fg, Joey Slye: (29, 28, 41, 32) @ Indianapolis, 08/15/21	FOUR FIELD GOALS	4 fg, Ben Sauls: (38, 50, 49, 28) vs. Pittsburgh, 08/21/25
3 fg, Zane Gonzalez: (41, 37, 45) @ Washington, 08/13/22	THREE FIELD GOALS	3 fg, Jason Sanders: (42, 29, 32) vs. Miami, 08/17/18
Joey Slye: 4-J.Slye extra point is No Good, Wide Right, Center-44-J.Jansen, Holder-3-J.Charlton. @ Indianapolis, 08/15/21	MISSED POINT AFTER TOUCHDOWN ATTEMPT	Dustin Hopkins: 7S-D.Hopkins extra point is No Good, Wide Left, Center-50-R.Sunahara, Holder-13-C.Bojorquez. vs. Cleveland, 08/08/25
* Never Has Happened *	NO PUNTS	* Never Has Happened *
10 punts, Johnny Hekker @ New England, 08/08/24	PUNTED 10+ TIMES	11 punts, Steve Weatherford vs. N.Y. Jets, 08/21/10
60 yds, Johnny Hekker vs. Detroit, 08/25/23	60-69 YARD PUNT	62 yds, Corey Bojorquez vs. Cleveland, 08/08/25
73 yds, Michael Palardy vs. Buffalo, 08/16/19	70+ YARD PUNT	* Never Has Happened *
* Never Has Happened *	80+ YARD PUNT	* Never Has Happened *
21 yards, Ihmir Smith-Marsette @ Buffalo, 08/24/24	20 YARD PUNT RETURN	30 yards, Gage Larvadain vs. Cleveland, 08/08/25
57 yards, Terry Godwin @ Chicago, 08/08/19	50-69 YARD PUNT RETURN	60 yards, Cyrus Jones vs. New England, 08/26/16
74t yards, Ted Ginn @ Baltimore, 08/22/13	70-89 YARD PUNT RETURN	80t yards, Stefan Logan vs. Pittsburgh, 09/03/09
* Never Has Happened *	90+ YARD PUNT RETURN	* Never Has Happened *
51 yards, Michael Bates @ Green Bay, 08/23/03	50-69 YARD KICKOFF RETURN	63 yards, Brandon Codrington vs. N.Y. Jets, 08/17/24
* Never Has Happened *	70-89 YARD KICKOFF RETURN	* Never Has Happened *
91t yards, Mike Goodson vs. Tennessee, 08/28/10	90+ YARD KICKOFF RETURN	90t yards, Trindon Holliday vs. Houston, 08/11/12
Ben Jacobs: (Onside Kick formation) 6-J.Gay kicks onside 4 yards from CAR 35 to CAR 39, impetus ends at CAR 48. RECOVERED by CAR-53-B.Jacobs. vs. Buffalo, 08/08/14	SUCCESSFUL ONSIDE KICK	* Never Has Happened *
TEAM/MISCELLANEOUS		
* Never Has Happened *	600 TOTAL YARDS OF OFFENSE	* Never Has Happened *
* Never Has Happened *	500 TOTAL YARDS OF OFFENSE	* Never Has Happened *
414 yards, Carolina 414, Buffalo 320 @ Buffalo, 08/24/24	400 TOTAL YARDS OF OFFENSE	427 yards, Indianapolis 427, Carolina 313 @ Indianapolis, 08/15/21
* Never Has Happened *	TOUCHDOWN ON OFFENSE, DEFENSE AND SPECIAL TEAMS	ST: (3:30) L.Redman left tackle for 10 yards, TOUCHDOWN. PIT- J.Vincent was injured during the play. His return is Questionable.DEF: (3:12) M.Moore pass short left intended for A.Davie INTERCEPTED by R.Mundy at CAR 31. R.Mundy for 31 yards, TOUCHDOWN.OFF: (13:38) J.Baker punts 52 yards to PIT 20, Center-J.Jansen. S.Logan for 80 yards, TOUCHDOWN. vs. Pittsburgh, 09/03/09
Jack Plummer: TWO-POINT CONVERSION ATTEMPT. 16-J.Plummer pass to 83-D.Moore is complete. ATTEMPT SUCCEEDS. Caught 9 yds. into end zone, over middle. @ Buffalo, 08/24/24	MADE TWO-POINT CONVERSION	Anthony Brown Jr./Ben DiNucci. TWO-POINT CONVERSION ATTEMPT. 50-A.Brown pass to 16-X.Johnson is complete. ATTEMPT SUCCEEDS. PENALTY on CAR-39-Q.Mosely, Illegal Use of Hands, 5 yards, enforced between downs. TWO-POINT CONVERSION ATTEMPT. 15-B.DiNucci pass to 83-T.McKitty is complete. ATTEMPT SUCCEEDS. Caught 2 yds. into end zone, left side. @ Buffalo, 08/24/24
Jack Plummer: TWO-POINT CONVERSION ATTEMPT. 16-J.Plummer pass is incomplete. ATTEMPT FAILS. Thrown away, ball deflected off left upright. @ Buffalo, 08/24/24	FAILED TWO-POINT CONVERSION	Josh Allen: (Pass formation) TWO-POINT CONVERSION ATTEMPT. 17-J.Allen is sacked. ATTEMPT FAILS. C.Luke and M.Haynes shared takedown. @ Buffalo, 08/09/18
* Never Has Happened *	50 POINTS	* Never Has Happened *
Carolina 47, Washington 3 vs. Washington, 08/23/08	40 POINTS	* Never Has Happened *
Carolina 23, Indianapolis 20 vs. Indianapolis, 08/09/08	OVERTIME WIN	* Never Has Happened *
* Never Has Happened *	OVERTIME LOSS	Carolina 23, Indianapolis 20 vs. Indianapolis, 08/09/08
* Never Has Happened *	OVERTIME TIE	* Never Has Happened *
* Never Has Happened *	TIE GAME	* Never Has Happened *
* Never Has Happened *	SCORELESS GAME	* Never Has Happened *
* Never Has Happened *	20 FIRST-QUARTER POINTS	* Never Has Happened *
Carolina 31, Washington 0 vs. Washington, 08/23/08	20 SECOND-QUARTER POINTS	Detroit 20, Carolina 0 vs. Detroit, 08/25/23
* Never Has Happened *	20 THIRD-QUARTER POINTS	* Never Has Happened *
* Never Has Happened *	20 FOURTH-QUARTER POINTS	Philadelphia 24, Carolina 3 @ Philadelphia, 08/14/08

THE LAST TIME

34 (first half), Carolina 47, Washington 3 vs. Washington, 08/23/08	30 ONE-HALF POINTS	* Never Has Happened *
New England 17, Carolina 3 @ New England, 08/08/24	ZERO POINTS SCORED IN FIRST HALF	Carolina 21, Buffalo 0 vs. Buffalo, 08/26/22
31 (Q2), Carolina 47, Washington 3 vs. Washington, 08/23/08	SCORED 20+ POINTS IN ONE QUARTER	20 (Q2), Detroit 26, Carolina 17 vs. Detroit, 08/25/23
(7, 10, 8, 6 Points), Carolina 31, Buffalo 26 @ Buffalo, 08/24/24	SCORE TOUCHDOWN IN EACH QUARTER	(14, 11, 7, 7 Points), Pittsburgh 39, Carolina 24 @ Pittsburgh, 08/30/18
Carolina 21, Buffalo 0 vs. Buffalo, 08/26/22	SHUTOUT AT HOME	N.Y. Jets 27, Carolina 0 vs. N.Y. Jets, 08/12/23
Carolina 10, Pittsburgh 0 @ Pittsburgh, 08/28/14	SHUTOUT ON THE ROAD	Pittsburgh 13, Carolina 0 @ Pittsburgh, 08/10/00
Carolina 23, Indianapolis 20 vs. Indianapolis, 08/09/08	OVERTIME WIN AT HOME	* Never Has Happened *
Carolina 23, Washington 20 @ Washington, 08/14/04	OVERTIME WIN ON THE ROAD	* Never Has Happened *
10 pen, N.Y. Jets 15, Carolina 12 vs. N.Y. Jets, 08/17/24	10 PENALTIES	13 pen, Pittsburgh 19, Carolina 10 vs. Pittsburgh, 08/21/25
0 pen, Pittsburgh 13, Carolina 0 @ Pittsburgh, 08/10/00	NO PENALTIES	* Never Has Happened *
0 to, Carolina 31, Buffalo 26 @ Buffalo, 08/24/24	NO TURNOVERS	0 to, Houston 20, Carolina 3 @ Houston, 08/16/25
3 td, Carolina 21, Buffalo 0 (6:09) B.Mayfield pass short right to D.Foreman for 2 yards, TOUCHDOWN. (12:14) (Shotgun) B.Mayfield pass deep right to S.Smith for 19 yards, TOUCHDOWN. (7:05) (Shotgun) S.Darnold left end for 1 yard, TOUCHDOWN. vs. Buffalo, 08/26/22	THREE TOTAL TOUCHDOWNS	3 td, Carolina 31, Buffalo 26 (5:58) (Shotgun) B.DiNucci pass short left to D.Evans for 18 yards, TOUCHDOWN. (2:35) F.Gore right tackle for 5 yards, TOUCHDOWN. The Replay Official reviewed the runner broke the plane ruling, and the play was Upheld. The ruling on the field stands. (2:00) K.Hamler up the middle for 1 yard, TOUCHDOWN. @ Buffalo, 08/24/24
4 td, Carolina 31, Buffalo 26 (8:15) (Shotgun) B.Young pass short middle to J.Matthews for 8 yards, TOUCHDOWN. (2:59) (Shotgun) M.Boone up the middle for 5 yards, TOUCHDOWN. (7:07) (Shotgun) J.Plummer pass short middle to T.Marshall for 15 yards, TOUCHDOWN [E.Ulofoshio]. (15:00) (Shotgun) J.Plummer pass deep left to J.Coker for 36 yards, TOUCHDOWN. Caught along sideline at BUF 3. @ Buffalo, 08/24/24	FOUR TOTAL TOUCHDOWNS	4 td, Cleveland 30, Carolina 10 (15:00) S.Sanders pass short left to K.Davis for 7 yards, TOUCHDOWN. (1:10) (Shotgun) S.Sanders pass short middle to K.Davis for 12 yards, TOUCHDOWN. (4:00) G.Larvadain right end for 4 yards, TOUCHDOWN. (6:08) T.Huntley pass short left to C.McDonald for 6 yards, TOUCHDOWN. vs. Cleveland, 08/08/25
Houston 20, Carolina 3 @ Houston, 08/16/25	GAME WITHOUT TOUCHDOWNS	N.Y. Jets 15, Carolina 12 vs. N.Y. Jets, 08/17/24
* Never Has Happened *	OVER 40:00 TIME OF POSSESSION (NON-OT)	* Never Has Happened *
vs. Buffalo, 08/26/22	NO SACKS/NO INTERCEPTIONS ALLOWED	vs. New England, 08/24/18
Carolina 21, Buffalo 0 vs. Buffalo, 08/26/22	WON GAME BY 20+ POINTS	Cleveland 30, Carolina 10 vs. Cleveland, 08/08/25
3 tds, D'Onta Foreman: (2-Rushing, 1-Rushing, 12-Rushing) @ Atlanta, 10/30/22	THREE TOUCHDOWNS BY A PLAYER	3 tds, Raheem Mostert: (3-Pass Reception, 4-Rushing, 1-Rushing) @ Miami, 10/15/23
4 tds, DeAngelo Williams: (13-Rushing, 5-Rushing, 1-Rushing, 30-Rushing) @ N.Y. Giants, 12/21/08	FOUR TOUCHDOWNS BY A PLAYER	4 tds, Tevin Coleman: (19-Rushing, 10-Pass Reception, 48-Rushing, 1-Rushing) @ San Francisco, 10/27/19

2025 COLLEGE DRAFT

Round	Pos	Player	College
1 (8)	WR	Tetairoa McMillan	Arizona
2 (39)		Choice to Chicago	
2 (51)	OLB	Nic Scourton*	Texas A&M
2 (57)		Choice obtained from LA Rams/to Denver	
3 (74)		Choice to Denver	
3 (77)	OLB	Princely Umanmielen^	Mississippi
3 (85)		Choice obtained from Denver/ to New England	
4 (111)		Choice to Denver	
4 (114)	RB	Trevor Etienne#	Georgia
5 (140)	DT	Cam'Ron Jackson**	Florida
5 (146)		Choice to New England	
5 (163)	TE	Mitchell Evans^^	Notre Dame
6 (208)	WR	Jimmy Horn Jr.##	Colorado
7 (226)		Choice to Kansas City	
7 (230)		Choice obtained from Arizona/to Denver	
7 (247)		Choice to Dallas	
* Choice obtained from Denver along with 2025 3(85), 4(122) and 6(208) in exchange for 2025 2(54), 3(74), 4(111) and 7(230)			
^ Choice obtained from New England for 2025 3(85) and 5(146)			
# Choice obtained from Dallas for WR Jonathan Mingo and 7(239)			
** Choice obtained from NY Giants for OLB Brian Burns and 5(166)			
^^ Choice obtained from Baltimore in exchange for WR Dontae Johnson and 7(239)			
## Choice obtained from Denver along with 2025 2(51) and 3(85) in exchange for 2025 2(54), 3(74), 4(111) and 7(230)			

2024 COLLEGE DRAFT

Round	Pos	Player	College
1 (32)	WR	Xavier Legette*	South Carolina
2 (33)		Choice to Buffalo via NY Giants	
2 (39)		Choice to LA Rams via NY Giants	
2 (46)	RB	Jonathon Brooks^	Texas
3 (65)		Choice to NY Jets	
3 (72)	LB	Trevin Wallace#	Kentucky
4 (101)	TE	Ja'Tavion Sanders	Texas
5 (157)	CB	Chau Smith-Wade	Washington State
6 (200)	DT	Jaden Crumedy	Mississippi State
7 (240)	LB	Michael Barrett	Michigan
* Choice obtained from Buffalo along with 6(200) in exchange for 2(33) and 5(141)			
^ Choice obtained from Indianapolis for 2(52), 5(142) and 5(155).			
# Choice obtained from the NY Jets along with 5(157) for for 3(65)			
** Choice obtained from San Francisco along with 2(61), 4(132) and 2024-5 in exchange for RB Christian McCaffrey			
^^ Choice obtained from San Francisco along with 2(61), 3(93) and 2024-5 in exchange for RB Christian McCaffrey			

2023 COLLEGE DRAFT

Round	Pos	Player	College
1 (1)	QB	Bryce Young*	Alabama
1 (9)		Choice to Philadelphia via Chicago	
2 (39)	WR	Jonathan Mingo	Mississippi
2 (61)		Choice to Chicago via San Francisco^	
3 (76)		Choice to New England	
3 (80)	OLB	DJ Johnson#	Oregon
3 (93)		Choice to Pittsburgh via San Francisco**	
4 (114)	G	Chandler Zavala	NC State
4 (132)		Choice to Pittsburgh via San Francisco^^	
5 (145)	S	Jammie Robinson	Florida State
6 (187)		Choice to New England	
7 (226)		Choice to Jacksonville	
* Choice obtained from Chicago in exchange for wide receiver DJ Moore, 1(9), 2(61), 2024-1 and 2025-2.			
^ Choice obtained from San Francisco along with 3(93), 4(132) and 2024-5 in exchange for RB Christian McCaffrey.			
# Choice obtained from Pittsburgh in exchange for 3(93) and 4(132).			
** Choice obtained from San Francisco along with 2(61), 4(132) and 2024-5 in exchange for RB Christian McCaffrey.			
^^ Choice obtained from San Francisco along with 2(61), 3(93) and 2024-5 in exchange for RB Christian McCaffrey.			

2022 COLLEGE DRAFT

Round	Pos	Player	College
1 (6)	DT	Ikem Ekwonu	NC State

2 (38)		Choice to NY Jets	
3 (70)		Choice to Jacksonville	
3 (94)	QB	Matt Corral*	Mississippi
4 (111)		Choice to NY Jets	
4 (120)	LB	Brandon Smith^	Penn State
4 (137)		Choice obtained from LA Rams via Houston/to New England	
5 (144)		Choice to Washington	
5 (149)		Choice to Washinton	
6 (185)		Choice to Buffalo	
6 (189)	DE	Amaré Barno	Virginia Tech
6 (199)	OL	Cade Mays	Tennessee
7 (227)		Choice to Las Vegas	
7 (242)	CB	Kalon Barnes	Baylor
* Choice obtained from New England in exchange for 4(136) and 2023 third round pick			
^ Choice obtained from Washington along with 6(189) in exchange for 5(144) and 5(149)			

2021 COLLEGE DRAFT

Round	Pos	Player	College
1 (8)	CB	Jaycee Horn	South Carolina
2 (39)		Choice to Chicago	
2 (52)		Choice obtained from Chicago/To Cleveland	
2 (59)	WR	Terrace Marshall Jr.*	LSU
3 (70)	OL	Brady Christensen^	BYU
3 (73)		Choice to Philadelphia	
3 (83)	TE	Tommy Tremble#	Notre Dame
3 (89)		Choice from Cleveland/To Houston	
4 (109)		Choice obtained from Houston/To Tennessee	
4 (113)		Choice to Cleveland	
4 (126)	RB	Chuba Hubbard**	Oklahoma State
5 (151)		Choice to Chicago	
5 (158)	DT	Daviyon Nixon^^	Iowa
5 (166)	CB	Keith Taylor##	Washington
6 (191)		Choice to Philadelphia	
6 (193)	OL	Deonte Brown	Alabama
6 (204)	WR	Shi Smith***	South Carolina
6 (222)	LS	Thomas Fletcher	Alabama
7 (232)	DT	Phil Hoskins^^^	Kentucky
* Choice obtained from Cleveland along with 3(89) in exchange for 2(52) and 4(113)			
^ Choice obtained from Philadelphia in exchange for 3(73) and 6(191)			
# Choice obtained from Chicago along with 2(52) and 6(204) in exchange for 2(39) and 5(151).			
** Choice obtained from Tennessee along with 5(166) and 7(232) in exchange for 4(109)			
^^ Choice obtained from Houston along with 4(109) and 2022 fourth round choice in exchanged for 3(89)			
## Choice obtained from Tennessee along with 4(126) and 7(232) in exchange for 4(109)			
***Choice obtained from Chicago along with 3(83) and 6(204) in exchange for 2(39) and 5(151).			
^^^Choice obtained from Tennessee along with 4(126) and 5(166) in exchange for 4(109)			

2020 COLLEGE DRAFT

Round	Pos	Player	College
1 (7)	DT	Derrick Brown	Auburn
2 (38)		Yetur Gross-Matos	Penn State
2 (64)	S	Jeremy Chinn*	Southern Illinois
3 (69)		Choice to Seattle	
4 (113)	CB	Troy Pride Jr.	Notre Dame
5 (148)		Choice to Seattle**	
5 (152)	S	Kenny Robinson	West Virginia
6 (184)	DT	Bravvion Roy	Baylor
7 (221)	CB	Stanley Thomas-Oliver	Florida International
* Choice obtained from Seattle in exchange for 3(69) and 5(148)			
** Choice obtained from Washington in exchange for QB Kyle Allen			

2019 COLLEGE DRAFT

Round	Pos	Player	College
1 (16)	DE	Brian Burns	Florida State
2 (37)	T	Greg Little*	Mississippi
2 (47)		Choice to Seattle	
3 (77)		Choice to Seattle	
3 (100)	QB	Will Grier†	West Virginia

DRAFT HISTORY

4	(115)	LB	Christian Miller	Alabama
5	(154)	RB	Jordan Scarlett	Florida
6	(187)		Choice to Denver	
6	(212)	T	Dennis Daley**	South Carolina
7	(237)	WR	Terry Godwin#	Georgia
* Choice obtained from Seattle in exchange for 2(47) and 3(77)				
** Choice obtained from Denver along with 7(237) in exchange for 6(187)				
# Choice obtained from Denver along with 6(212) in exchange for 6(187)				
† Compensatory selection				

2018 COLLEGE DRAFT

Round	Pos	Player	College
1	(24)	WR	DJ Moore
2	(55)	CB	Donte Jackson
3	(85)	S	Rashaan Gaulden*
3	(88)		Choice to Green Bay
4	(101)	TE	Ian Thomas**
5	(136)	DE	Marquis Haynes#
5	(147)		Choice from Green Bay/To LA Rams
5	(161)	LB	Jermaine Carter
6	(197)		Choice to LA Rams
7	(234)	LB	Andre Smith##
7	(242)	DT	Kendrick Norton
*	Choice obtained from Buffalo in exchange for WR Kelvin Benjamin.		
**	Choice obtained from Green Bay in exchange for 3(88).		
#	Choice obtained from LA Rams in exchange for 5(147) and 6(197).		
##	Choice obtained from LA Chargers through Buffalo in exchange for WR Kelvin Benjamin.		

2017 COLLEGE DRAFT

Round	Pos	Player	College
1 (8)	RB	Christian McCaffrey	Stanford
2 (40)	WR	Curtis Samuel	Ohio State
2 (64)	T	Taylor Moton*	Western Michigan
3 (72)		Choice to New England	
3 (77)	DE	Daeshon Hall**	Texas A&M
3 (98)		Choice to Arizona†	
4 (115)		Choice to Arizona	
5 (152)	CB	Corn Elder	Miami (Fla.)
6 (192)	FB	Alex Armah	West Georgia
7 (233)	K	Harrison Butker#	Georgia Tech
†	Compensatory selection		
*	Choice obtained from New England in exchange for DE Kony Ealy and 2(64)		
**	Choice obtained from Arizona in exchange for 3(98) and 4(115)		
#	Choice obtained from Cleveland along with P Andy Lee in exchange for P Kasey Redfern and 2018 4.		

2016 COLLEGE DRAFT

Round	Pos	Player	College
1 (30)	DT	Vernon Butler	Louisiana Tech
2 (62)	CB	James Bradberry	Samford
3 (77)	CB	Daryl Worley*	West Virginia
3 (93)		Choice to Cleveland	
4 (129)		Choice to Cleveland	
5 (141)	CB	Zack Sanchez**	Oklahoma
5 (168)		Choice to Cleveland	
6 (206)		Choice to LA	
7 (252)	TE	Beau Sandland	Montana State
* Choice obtained from Cleveland along with 5(141) in exchange for 3(93), 4(129) and 5(168)			
** Choice obtained from Cleveland along with 3(77) in exchange for 3(93), 4(129) and 5(168)			

2015 COLLEGE DRAFT

Round	Pos	Player	College
1	(25)	LB	Shaq Thompson
2	(41)	WR	Devin Funchess*
2	(57)		Choice to St. Louis
3	(89)		Choice to St. Louis
4	(102)	G	Daryl Williams**
4	(124)		Choice to Oakland
5	(161)		Choice to Oakland

5	(169)	LB	David Mayo†	Texas State
5	(174)	RB	Cameron Artis-Payne†	Auburn
6	(201)		Choice to St. Louis	
7	(242)		Choice to Oakland	
* Choice obtained from St. Louis in exchange for 2(57), 3(89) and 6(201).				
** Choice obtained from Oakland in exchange for 4(124), 5(161) and 7(242)				
† Compensatory selection				

2014 COLLEGE DRAFT

Round	Pos	Player	College
1 (28)	WR	Kelvin Benjamin	Florida State
2 (60)	DE	Kony Ealy	Missouri
3 (92)	G	Trai Turner	Louisiana State
4 (128)	S	Tre Boston	North Carolina
5 (148)	CB	Bené Benwikere**	San Jose State
5 (168)		Choice to Minnesota	
6 (204)	RB	Tyler Gaffney	Stanford
7 (225)		Choice to Minnesota*	
7 (243)		Choice to San Francisco	
*	Choice obtained from NY Giants in exchange for LB Jon Beason		
**	Choice obtained from Minnesota in exchange for 5(168) and 7(225).		

2013 COLLEGE DRAFT

Round	Pos	Player	College
1 (14)	DT	Star Lotulelei	Utah
2 (44)	DT	Kawann Short	Purdue
3 (74)		Choice to San Francisco	
4 (108)	G	Edmund Kugbila	Valdosta State
5 (148)	LB	A.J. Klein	Iowa State
6 (182)	RB	Kenjon Barner	Oregon
7 (219)		Choice to Oakland	

2012 COLLEGE DRAFT

Round	Pos	Player	College
1 (9)	LB	Luke Kuechly	Boston College
2 (40)	G	Amini Silatolu	Midwestern State
3 (73)		Choice to Chicago	
4 (103)	DE	Frank Alexander*	Oklahoma
4 (104)	WR	Joe Adams	Arkansas
5 (143)	CB	Josh Norman	Coastal Carolina
6 (180)		Choice to San Francisco	
6 (207)	P	Brad Nortman†	Wisconsin
7 (216)	S	D.J. Campbell	California
*	Choice obtained from San Francisco in exchange for 6(180) and 2013 3(74).		
†	Compensatory selection		

2011 COLLEGE DRAFT

Round	Pos	Player	College
1 (1)	QB	Cam J. Newton	Auburn
2 (33)		Choice to New England	
3 (65)	DT	Terrell McClain	South Florida
3 (97)	DT	Sione Fua†	Stanford
4 (98)	CB	Brandon Hogan	West Virginia
5 (132)	WR	Kealoha Piles	Hawaii
6 (166)	LB	Lawrence Wilson	Connecticut
6 (203)	G	Zachary Williams†	Washington State
7 (204)		Choice to Green Bay	
7 (244)	T	Lee Ziemba†	Auburn
† Compensatory selection			

2010 COLLEGE DRAFT

Round	Pos	Player	College
1 (17)		Choice to San Francisco	
2 (48)	QB	Jimmy Clausen	Notre Dame
3 (78)	WR	Brandon LaFell	Louisiana State
3 (89)	QB	Armani Edwards*	Appalachian State
4 (112)		Choice to NY Jets	
4 (124)	LB	Eric Norwood**	South Carolina
5 (144)		Choice to Kansas City	
6 (175)	DE	Greg Hardy#	Mississippi
6 (186)		Choice to Cleveland	
6 (198)	WR	David Gettis^	Baylor
6 (202)	DB	Jordan Pugh†	Texas A&M
6 (204)	QB	Tony Pike†	Cincinnati

DRAFT HISTORY

- 7 (223) DB R.J. Stanford Utah
7 (249) DB Robert McClain† Connecticut
* Choice obtained from New England in exchange for 2011 2(33).
** Choice obtained from NY Jets along with 6(198) in exchange for 4(112).
Choice obtained from Oakland along with 2009 7(216) in exchange for 2009 6(202).
^ Choice obtained from NY Jets along with 4(124) in exchange for 4(112).
† Compensatory selection

2009 COLLEGE DRAFT

Round	Pos	Player	College
1 (28)		Choice to Philadelphia	
2 (43)	DE	Everette Brown*	Florida State
2 (59)	S	Sherrod Martin	Troy
3 (93)	DL	Corvey Irvin	Georgia
4 (111)	RB	Mike Goodson**	Texas A&M
4 (128)	FB	Tony Fiammetta	Syracuse
5 (163)	OT	Duke Robinson	Oklahoma
6 (202)		Choice to Oakland	
7 (216)	CB	Captain Munnerlyn#	South Carolina
7 (237)		Choice to Miami	
* Choice obtained from San Francisco along with 4(111) in exchange for Carolina's 2010 1(17)			
** Choice obtained from San Francisco along with 2(43) in exchange for Carolina's 2010 1(17)			
# Choice obtained from Oakland in exchange for 6(202) and 2010 6(175)			

2008 COLLEGE DRAFT

Round	Pos	Player	College
1 (13)	RB	Jonathan Stewart	Oregon
1 (19)	T	Jeff Utah*	Pittsburgh
3 (67)	S	Charles Godfrey**	Iowa
3 (74)	LB	Dan Connor	Penn State
5 (141)	TE	Gary Barnidge#	Louisville
6 (181)	DT	Nick Hayden	Wisconsin
7 (221)	DE	Hilee Taylor	North Carolina
7 (241)	T	Geoff Schwartz†	Oregon
7 (250)	G	Mackenzey Bernadeau†	Bentley
* Choice obtained from Philadelphia in exchange for 2(43), 4(109) and 2009 1(28)			
** Choice obtained from NY Jets along with 5(141) in exchange for DT Kris Jenkins			
# Choice obtained from NY Jets along with 3(67) in exchange for DT tackle Kris Jenkins			
† Compensatory selection			

2007 COLLEGE DRAFT

Round	Pos	Player	College
1 (25)	LB	Jon Beason*	Miami (FL)
2 (45)	WR	Dwayne Jarrett	Southern Cal
2 (59)	C	Ryan Kalil**	Southern Cal
3 (83)	DE	Charles Johnson	Georgia
4 (118)	WR	Ryne Robinson	Miami (OH)
5 (155)	TE	Dante Rosario	Oregon
5 (164)	LB	Tim Shaw†	Penn State
7 (237)	CB	C.J. Wilson	Baylor
* Choice obtained from NY Jets along with 2(59) and 5(164) in exchange for 1(14) and 6(191)			
** Choice obtained from NY Jets along with 1(25) and 5(164) in exchange for 1(14) and 6(191)			
† Choice obtained from NY Jets along with 1(25) and 2(59) in exchange for 1(14) and 6(191)			

2006 COLLEGE DRAFT

Round	Pos	Player	College
1 (27)	RB	DeAngelo Williams	Memphis
2 (58)	CB	Richard Marshall	Fresno State
3 (88)	LB	James Anderson*	Virginia Tech
3 (89)	T	Rashad Butler	Miami (FL)
4 (121)	S	Nate Salley	Ohio State
5 (155)	TE	Jeff King	Virginia Tech
7 (234)	C/G	Will Montgomery	Virginia Tech
7 (237)	DE	Stanley McClover**	Auburn
* Choice obtained from Chicago as compensation for RFA Ricky			

- Manning, Jr.
** Choice obtained from Denver along with P Jason Baker in exchange for P Todd Sauerbrun

2005 COLLEGE DRAFT

Round	Pos	Player	College
1 (14)	S/LB	Thomas Davis	Georgia
2 (54)	RB	Eric Shelton	Louisville
3 (79)	G	Evan Mathis	Alabama
3 (89)	DT	Atiyah Ellison	Missouri
4 (121)	QB	Sefan LeFors	Louisville
5 (149)	LB	Adam Seward	UNLV
5 (169)	C/T	Geoff Hangartner†	Texas A&M
5 (171)	S	Ben Emanuelt†	UCLA
6 (189)	DE	Jovan Haye	Vanderbilt
6 (207)	G	Joe Berger†	Michigan Tech
† Compensatory selection			

2004 COLLEGE DRAFT

Round	Pos	Player	College
1 (28)	DB	Chris Gamble*	Ohio State
1 (31)		Choice to San Francisco	
2 (62)	WR	Keary Colbert	Southern Cal
3 (94)	OT	Travelle Wharton	South Carolina
4 (126)		Choice to San Francisco	
5 (163)	WR	Drew Carter	Ohio State
6 (196)	LB	Sean Tufts	Colorado
7 (232)	TE	Michael Gaines	Central Florida
* Choice obtained from San Francisco in exchange for 1(31) and 4(126)			

2003 COLLEGE DRAFT

Round	Pos	Player	College
1 (8)	T	Jordan Gross	Utah
2 (50)	G	Bruce Nelson*	Iowa
3 (76)	TE	Mike Seidman	UCLA
3 (82)	CB	Ricky Manning, Jr.#	UCLA
4 (119)	S	Colin Branch**	Stanford
5 (145)	DT	Kindal Moorehead	Alabama
7 (226)	WR	Walter Young†	Illinois
7 (247)	FB	Casey Moore##	Stanford
* Choice obtained from New England along with 4(120) in exchange for 2(45)			
# Choice obtained from Denver in exchange for 4(108), 4(120) and 7(227)			
** Choice obtained from Miami along with DE Al Wallace in exchange for DE Jay Williams			
† Choice obtained from Miami along with 7(247) in exchange for 6(181)			
## Choice obtained from Miami along with 7(226) in exchange for 6(181)			

2002 COLLEGE DRAFT

Round	Pos	Player	College
1 (2)	DE	Julius Peppers	North Carolina
2 (34)	RB	DeShaun Foster	UCLA
3 (73)	LB	Will Witherspoon*	Georgia
4 (100)	CB	Dante Wesley	Ark. Pine Bluff
5 (137)	QB	Randy Fasani	Stanford
5 (145)	FB	Kyle Johnson**	Syracuse
6 (174)	TE	Keith Heinrich	Sam Houston St.
7a (213)	T	Pete Campion	North Dakota St.
7b (258)	CB	Brad Franklin†	SW Louisiana St.
* Choice obtained from Cincinnati along with 5(145) in exchange for 3(67)			
** Choice obtained from Cincinnati along with 3(73) in exchange for 3(67)			
† Compensatory selection			

2001 COLLEGE DRAFT

Round	Pos	Player	College
1 (11)	LB	Dan Morgan	Miami (FL)
2 (44)	DT	Kris Jenkins	Maryland
3 (74)	WR	Steve Smith	Utah
4 (106)	QB	Chris Weinke	Florida State
5 (143)	DB	Jarrod Cooper	Kansas State
6 (175)	RB	Dee Brown	Syracuse

DRAFT HISTORY

7	(211)	OL	Louis Williams	Louisiana State
7	(227)	TE	Mike Roberg*	Idaho
* Choice obtained from Philadelphia in exchange for TE Luther Broughton 1999				

2000 COLLEGE DRAFT

Round	Pos	Player	College
1 (12)		Choice to Washington	
1 (23)	DB	Rashard Anderson*	Jackson State
2 (57)	DB	Deon Grant**	Tennessee
3 (82)	OL	Leander Jordan	Indiana (PA)
4 (112)		Choice to Denver	
4 (120)	DL	Alvin McKinley†	Mississippi State
5 (147)	DL	Gillis Wilson	Southern
6 (182)	OL	Jeno James	Auburn
7 (221)	LB	Lester Towns	Washington
* Choice obtained from Miami in exchange for 1998 2 (44)			
** Choice obtained from Tampa Bay along with 4(120) in exchange for 2(51)			
† Choice obtained from Tampa Bay along with 2(57) in exchange for 2(51)			

1999 COLLEGE DRAFT

Round	Pos	Player	College
1 (5)		Choice to Washington	
2 (34)	T	Chris Terry*	Georgia
2 (38)	DE	Michael Rucker	Nebraska
3 (67)		Choice to Denver	
4 (100)	LB	Hannibal Navies	Colorado
5 (140)		Choice to Dallas	
6 (175)	DE	Robert Daniel	N'Western State
7 (211)	DB	Tony Booth	James Madison
*	Choice obtained from Indianapolis in exchange for CB Tyrone Poole		

1999 EXPANSION DRAFT

Round	Pos	Player	Team
6	(6)	LB Tarek Saleh	Cleveland

1998 COLLEGE DRAFT

Round	Pos	Player	College
1 (14)	DE	Jason Peter	Nebraska
2 (44)		Choice to Miami	
3 (62)	DE	Chuck Wiley*	Louisiana State
3 (73)	DL	Mitch Marrow	Pennsylvania
4 (106)	WR	Donald Hayes	Wisconsin
5 (136)	LB	Jerry Jenson	Washington
6 (165)	S	Damien Richardson	Arizona State
7 (196)	DL	Viliami Maumau**	Colorado
7 (203)		Choice to Pittsburgh	
7 (228)†	WR	Jim Turner	Syracuse
* Choice obtained from Indianapolis as compensation for General Manager Bill Polian			
** Choice obtained from New Orleans as compensation for RFA Chad Cota			
† Compensatory selection			

1997 COLLEGE DRAFT

Round	Pos	Player	College
1	(27)	WR Rae Carruth	Colorado
2	(56)	S Mike Minter	Nebraska
3	(87)	LB Kinnon Tatum	Notre Dame
4	(122)	LB Tarek Saleh	Wisconsin
5	(157)	Choice to Oakland	
6	(189)	DL Matt Finkes	Ohio State
7	(228)	TE Kris Mangum	Mississippi

1996 COLLEGE DRAFT

Round	Pos	Player	College
1	(8)	RB T. Blakabutuka	Michigan
2	(43)	WR Muhsin Muhammad	Michigan State
3	(73)	RB Winslow Oliver	New Mexico
3	(88)	DL J.C. Price	Virginia Tech
4	(106)	G Norberto Garrido	Southern Cal
4	(111)	CB Emmanuel McDaniel*	East Carolina
5	(142)	RB Marquette Smith	Central Florida
6	(176)	Choice to Kansas City	
6	(192)	Choice to Pittsburgh	

6	(193)	FB	Scott Greene	Michigan State
7	(217)	WR	Donnell Baker	Southern
7	(234)	DL	Kerry Hicks	Colorado
*	Choice obtained from Denver in exchange for 4(122), 5(159), 7(235)			

1995 COLLEGE DRAFT

Round	Pos	Player	College
1 (5)	QB	Kerry Collins*	Penn State
1 (22)	CB	Tyrone Poole**	Fort Valley State
1 (29)	T	Blake Brockermeyer†	Texas
2 (36)	DE	Shawn King	NE Louisiana
4 (133)	G	Frank Garcia	Washington
5 (135)	DB	Mike Senters	Northwestern
5 (171)	G	Andrew Peterson	Washington
6 (188)	DL	Steve Strahan††	Baylor
6 (191)	QB	Jerry Colquitt*	Tennessee
7 (209)	S	Chad Cota	Oregon
7 (249)	DB	Michael Reed	Boston College
* Choice obtained from Cincinnati along with 2(36) in exchange for 1(1)			
** Choice obtained from Green Bay along with 6(188) in exchange for 1(32), 3(65), 6(173)			
† Choice obtained from San Diego in exchange for 2(34), 3(98), 4(100)			
†† Choice obtained from Kansas City in exchange for 1996 6(176)			
* Choice obtained from Green Bay along with 1(22) in exchange for 1(32), 3(65), 6(173)			

1995 NFL EXPANSION DRAFT

Round	Pos	Player	Team
1	(2)	CB Rod Smith	New England
2	(4)	T Harry Boatstain	San Francisco
3	(6)	TE Kurt Haws	Washington
4	(8)	DE Tyrone Rogers	Seattle
5	(10)	DE Mark Thomas	San Francisco
6	(12)	CB Tim McKyer	Pittsburgh
7	(14)	C Curtis Whitley	San Diego
8	(16)	FB Howard Griffith	St. Louis Rams
9	(18)	NT Greg Kragen	Kansas City
10	(20)	S Cary Brabham	Oakland Raiders
11	(22)	LB Dave Garrett	Minnesota
12	(24)	LB Andre Powell	NY Giants
13	(26)	RB Dewell Brewer	Indianapolis
14	(28)	FB Bob Christian	Chicago
15	(30)	S Fred Foggie	Pittsburgh
16	(32)	WR Mark Carrier	Cleveland
17	(34)	C Mark Rodenhauser	Detroit
18	(36)	WR Steve Hawkins	New England
19	(38)	RB Brian O'Neal	Philadelphia
20	(40)	RB Derrick Lassic	Dallas
21	(42)	WR Richard Buchanan	St. Louis Rams
22	(44)	QB Doug Pederson	Miami
23	(46)	TE Vince Marrow	Buffalo
24	(48)	WR Larry Ryans	Detroit
25	(50)	G Baron Rollins	New Orleans
26	(52)	LB William Sims	Minnesota
27	(54)	LB Paul Butcher	Indianapolis
28	(56)	QB Jack Trudeau	NY Jets
29	(58)	WR Charles Swann	Denver
30	(60)	WR David Mims	Atlanta
31	(62)	DE Shawn Price	Tampa Bay
32	(63)	WR Eric Guliford	Minnesota
33	(64)	DT Bill Goldberg	Atlanta
34	(65)	RB Eric Ball	Cincinnati
35	(66)	DT Mike Teeter	Houston Oilers

FREE AGENT HISTORY

2025 FREE AGENCY UNRESTRICTED FREE AGENTS

Pos	Player	Team
DT	Bobby Brown III	LA Rams
RB	Rico Dowdle	Dallas
OLB	Pat Jones II	Minnesota
P	Sam Martin	Buffalo
S	Tre'von Moehrig	Las Vegas
LB	Christian Rozeboom	LA Rams
DT	Turk Wharton	Kansas City

UNRESTRICTED FREE AGENTS LOST

S	Jordan Fuller	Atlanta
S	Sam Franklin Jr.	Denver
TE	Feleipe Franks	Atlanta
P	Johnny Hekker	Tennessee
CB	Dane Jackson	Buffalo
S	Lonnie Johnson Jr.	Las Vegas
RB	Velus Jones Jr.	New Orleans
RB	Miles Sanders	Dallas
TE	Ian Thomas	Las Vegas
S	Xavier Woods	Tennessee

VETERAN FREE AGENTS

WR	Hunter Renfrow	Las Vegas (2023)
----	----------------	------------------

2024 FREE AGENCY UNRESTRICTED FREE AGENTS

Pos	Player	Team
OLB	K'Lavon Chaisson	Jacksonville
OLB	Jadeveon Clowney	Baltimore
S	Jordan Fuller	LA Rams
G	Robert Hunt	Miami
CB	Dane Jackson	Buffalo
LB	Josey Jewell	Denver
G	Damien Lewis	Seattle
WR	David Moore	Tampa Bay
T	Yosh Nijman	Green Bay
DT	A'Shawn Robinson	NY Giants
S	Nick Scott	Cincinnati
OLB	DJ Wonnum	Minnesota

UNRESTRICTED FREE AGENTS LOST

S	Jeremy Chinn	Washington
CB	Shaquill Griffin	Minnesota
OLB	Yetur Gross-Matos	San Francisco
LB	Kamu Grugier-Hill	Minnesota
CB	CJ Henderson	Houston
LB	Deion Jones	Buffalo
LB	Frankie Luvu	Washington
TE	Giovanni Ricci	Cleveland
T	David Sharpe	Houston
WR	Laviska Shenault Jr.	New Orleans
DE	DeShawn Williams	Buffalo

2023 FREE AGENCY UNRESTRICTED FREE AGENTS

Pos	Player	Team
S	Vonn Bell	Cincinnati
WR	Damiere Byrd	Atlanta
WR	DJ Chark Jr.	Detroit
QB	Andy Dalton	New Orleans
LB	Kamu Grugier-Hill	Arizona
TE	Hayden Hurst	Cincinnati
OL	Justin McCray	Houston
DB	Eric Rowe	Miami
RB	Miles Sanders	Philadelphia
DT	Shy Tuttle	New Orleans
DT	DeShawn Williams	Denver

UNRESTRICTED FREE AGENTS LOST

QB	Sam Darnold	San Francisco
----	-------------	---------------

RB	D'Onta Foreman	Chicago
LB	Cory Littleton	Houston

VETERAN FREE AGENTS

WR	Adam Thielen	Minnesota
----	--------------	-----------

2022 FREE AGENCY UNRESTRICTED FREE AGENTS

Pos	Player	Team
G/C	Bradley Bozeman	Baltimore
G	Austin Corbett	LA Rams
RB	D'Onta Foreman	Tennessee
WR	Rashard Higgins	Cleveland
LB	Damien Wilson	Jacksonville
S	Xavier Woods	Minnesota

UNRESTRICTED FREE AGENTS LOST

RB	Ameer Abdullah	Las Vegas
LB	Jermaine Carter Jr.	Kansas City
WR	Alex Erickson	Washington
CB	Stephon Gilmore	Indianapolis
DT	DaQuan Jones	Buffalo
OLB	Haason Reddick	Philadelphia

VETERAN FREE AGENTS

P	Johnny Hekker	LA Rams
DT	Matt Ioannidis	Washington
LB	Cory Littleton	Las Vegas
WR	Andre Roberts	LA Chargers
CB	Chris Westry	Baltimore

2021 FREE AGENCY UNRESTRICTED FREE AGENTS

Pos	Player	Team
TE	Dan Arnold	Arizona
OL	Pat Elflein	NY Jets
OL	Cam Erving	Dallas
DE	Morgan Fox	LA Rams
DT	DaQuan Jones	Tennessee
WR	David Moore	Seattle
LB	Denzel Perryman	LA Chargers
OLB	Haason Reddick	Arizona

UNRESTRICTED FREE AGENTS LOST

FB	Alex Armah	New Orleans
WR	Pharoh Cooper	Jacksonville
RB	Mike Davis	Atlanta
CB	Rasul Douglas	Las Vegas
CB	Corn Elder	Detroit
C	Tyler Larsen	Washington
TE	Chris Manhertz	Jacksonville
G	Chris Reed	Indianapolis
WR	Curtis Samuel	Washington
OL	Michael Schofield	Denver

VETERAN FREE AGENTS

CB	AJ Bouye	Denver
LB	Frankie Luvu	NY Jets

2020 FREE AGENCY UNRESTRICTED FREE AGENTS

Pos	Player	Team
QB	Teddy Bridgewater	New Orleans
S	Juston Burris	Cleveland
WR	Pharoh Cooper	Arizona
TE	Seth DeValve	Jacksonville
DL	Zach Kerr	Indianapolis
WR	Seth Roberts	Baltimore
DE	Stephen Weatherly	Minnesota

UNRESTRICTED FREE AGENTS LOST

DE	Mario Addison	Buffalo
----	---------------	---------

FREE AGENT HISTORY

CB	James Bradberry	NY Giants
DT	Vernon Butler	Buffalo
DE	Wes Horton	Retired
DE	Bruce Irvin	Seattle
DT	Gerald McCoy	Dallas
G	Greg Van Roten	NY Jets
T	Daryl Williams	Buffalo

VETERAN FREE AGENTS

CB	Eli Apple	New Orleans
WR	Keith Kirkwood	New Orleans
DE	DaVonte Lambert	Tampa Bay
G	John Miller	Cincinnati
G	Michael Schofield	LA Chargers
LB	Adarius Taylor	Cleveland
QB	PJ Walker	Houston Roughnecks (XFL)
LB	Tahir Whitehead	Oakland

2019 FREE AGENCY

UNRESTRICTED FREE AGENTS

Pos	Player	Team
WR	Chris Hogan	New England
TE	Bruce Irvin	Atlanta
C	Matt Paradis	Denver

UNRESTRICTED FREE AGENTS LOST

RB	Kenjon Barner	Atlanta
K	Chandler Catanzaro	NY Jets
LB	Thomas Davis	LA Chargers
WR	Devin Funchess	Indianapolis
DE	Wes Horton	New Orleans
LB	David Mayo	San Francisco
T	Marshall Newhouse	New Orleans

VETERAN FREE AGENTS

DT	TJ Barnes	Atlanta Legends (AAF)
DT	Woodrow Hamilton	NY Giants
DT	Gerald McCoy	Tampa Bay
WR	Aldrick Robinson	Minnesota
WR	Rashad Ross	Arizona Hotshots (AAF)
DT	Destiny Vaeao	NY Jets

2018 FREE AGENCY

UNRESTRICTED FREE AGENTS

Pos	Player	Team
CB	Ross Cockrell	NY Giants
DT	Dontari Poe	Atlanta

UNRESTRICTED FREE AGENTS LOST

TE	Ed Dickson	Seattle
WR	Charles Johnson	NY Jets
DT	Star Lotulelei	Buffalo
G	Andrew Norwell	Jacksonville

VETERAN FREE AGENTS

S	Da'Norris Searcy	Tennessee
G	Jeremiah Sirles	Minnesota
WR	Jarius Wright	Minnesota

2017 FREE AGENCY

UNRESTRICTED FREE AGENTS

Pos	Player	Team
S	Mike Adams	Indianapolis
WR	Charles Johnson	Minnesota
T	Matt Kalil	Minnesota
DE	Julius Peppers	Green Bay
CB	Captain Munnerlyn	Minnesota
WR	Russell Shepard	Tampa Bay

UNRESTRICTED FREE AGENTS LOST		
WR	Ted Ginn, Jr.	New Orleans
CB	Leonard Johnson	Buffalo
LB	A.J. Klein	New Orleans
T	Mike Remmers	Minnesota

2016 FREE AGENCY

UNRESTRICTED FREE AGENTS

Pos	Player	Team
C	Gino Gradkowski	Atlanta

UNRESTRICTED FREE AGENTS LOST

S	Roman Harper	New Orleans
CB	Josh Norman	Washington
P	Brad Nortman	Jacksonville
C	Fernando Velasco	Buffalo

VETERAN FREE AGENTS

S	Trenton Robinson	Washington
P	Mike Scifres	San Diego
DT	Paul Soliai	Atlanta

2015 FREE AGENCY

UNRESTRICTED FREE AGENTS

Pos	Player	Team
S	Kurt Coleman	Kansas City
CB	Charles Tillman	Chicago
LB	Jason Trusnik	Miami

UNRESTRICTED FREE AGENTS LOST

T	Byron Bell	Tennessee
CB	James Dockery	Oakland
DE	Greg Hardy	Dallas
G	Fernando Velasco	Tennessee

VETERAN FREE AGENTS

WR	Jarrett Boykin	Green Bay
WR	Mike Brown	Jacksonville
WR	Ted Ginn, Jr.	Arizona
T	Michael Oher	Tennessee
RB	Jordan Todman	Jacksonville
CB	Teddy Williams	Jacksonville

2014 FREE AGENCY

UNRESTRICTED FREE AGENTS

Pos	Player	Team
CB	Antoine Cason	Arizona
WR	Jerricho Cotchery	Pittsburgh
TE	Ed Dickson	Baltimore
WR	Tiquan Underwood	Tampa Bay
QB	Joe Webb	Minnesota

UNRESTRICTED FREE AGENTS LOST

WR	Ted Ginn, Jr.	Arizona
WR	Domenik Hixon	Chicago
WR	Brandon LaFell	New England
LB	Jordan Senn	Chicago
CB	Captain Munnerlyn	Minnesota
S	Mike Mitchell	Pittsburgh

VETERAN FREE AGENTS

WR	Jason Avant	Philadelphia
S	Thomas DeCoud	Atlanta
DE	Alex Hall	Saskatchewan Roughriders (CFL)
TE	Mike McNeil	St. Louis
S	Roman Harper	New Orleans

2013 FREE AGENCY

UNRESTRICTED FREE AGENTS

Pos	Player	Team
LB	Chase Blackburn	NY Giants

FREE AGENT HISTORY

CB	Drayton Florence	Detroit
WR	Ted Ginn, Jr.	San Francisco
WR	Domenik Hixon	NY Giants
S	Mike Mitchell	Oakland
CB	D.J. Moore	Chicago

UNRESTRICTED FREE AGENTS LOST

TE	Gary Barnidge	Cleveland
WR	Louis Murphy	NY Giants
LB	Jason Phillips	Philadelphia
G	Mike Pollak	Cincinnati

VETERAN FREE AGENTS

DT	Colin Cole	Seattle (2010)
S	Quintin Mikell	St. Louis
G	Chris Scott	Buffalo
G	Travelle Wharton	Cincinnati

2012 FREE AGENCY

UNRESTRICTED FREE AGENTS

Pos	Player	Team
S	Haruki Nakamura	Baltimore
G	Mike Pollak	Indianapolis
S	Reggie Smith	San Francisco
FB	Mike Tolbert	San Diego

UNRESTRICTED FREE AGENTS LOST

OL	Mackenzey Bernadeau	Dallas
LB	Dan Connor	Dallas
WR	Legedu Naanee	Miami

VETERAN FREE AGENTS

P	Nick Harris	Jacksonville
LB	Kenny Onatolu	Minnesota
DE	Jyles Tucker	San Diego (2010)

2011 FREE AGENCY

UNRESTRICTED FREE AGENTS

Pos	Player	Team
S	Sean Considine	Jacksonville
DT	Ron Edwards	Kansas City
LB	Omar Gaither	Philadelphia
K	Olindo Mare	Seattle
WR	Legedu Naanee	San Diego

UNRESTRICTED FREE AGENTS LOST

TE	Jeff King	Arizona
OT	Derek Landri	Philadelphia
K	Rhys Lloyd	NY Giants
CB	Richard Marshall	Arizona
QB	Matt Moore	Miami
TE	Dante Rosario	Denver

VETERAN FREE AGENTS

QB	Derek Anderson	Arizona
CB	Cletis Gordon	Florida Tuskers (UFL)
TE	Ben Hartsock	NY Jets
S	Kevin Payne	St. Louis
TE	Jeremy Shockey	New Orleans

2010 FREE AGENCY

UNRESTRICTED FREE AGENTS LOST

Pos	Player	Team
QB	A.J. Feeley	St. Louis
DE	Julius Peppers	Chicago
CB	Dante Wesley	Detroit

VETERAN FREE AGENTS

S	Aaron Francisco	Indianapolis
S	Marcus Hudson	San Francisco
DT	Ed Johnson	Indianapolis
C	Steve Justice	NY Sentinels (UFL)

T	Rob Pettiti	Florida Tuskers (UFL)
RB	Josh Vaughan	Jacksonville
WR	Wallace Wright	NY Jets

2009 FREE AGENCY

UNRESTRICTED FREE AGENTS LOST

Pos	Player	Team
C	Geoff Hangartner	Buffalo
WR	Mark Jones	Tennessee
OT	Frank Omiyale	Chicago
LB	Adam Seward	Indianapolis

VETERAN FREE AGENTS

G	Justin Geisinger	Washington
---	------------------	------------

2008 FREE AGENCY

UNRESTRICTED FREE AGENTS

Pos	Player	Team
DT	Tyler Brayton	Oakland
G	Milford Brown	St. Louis
DB	Ricardo Colclough	Cleveland
LB	D.J. Hackett	Seattle
LB	Landon Johnson	Cincinnati
DT	Ian Scott	Philadelphia
RB	LaBrandon Toefield	Jacksonville
G	Keydrick Vincent	Arizona

UNRESTRICTED FREE AGENTS LOST

WR	Drew Carter	Oakland
WR	Keary Colbert	Denver
DB	Marquand Manuel	Denver
DT	Kindal Moorehead	Atlanta

VETERAN FREE AGENTS

RB	Stephen Davis**	St. Louis (2006)
G	Toniui Fonoti	Atlanta
DB	Terrence Holt	Arizona
WR	Muhsin Muhammad	Chicago
DT	Darwin Walker	Chicago
**	retired same day as signing	

2007 FREE AGENCY

UNRESTRICTED FREE AGENTS

Pos	Player	Team
S	Deke Cooper	San Francisco

UNRESTRICTED FREE AGENTS LOST

LB	Vinny Ciurciu	Minnesota
LB	Chris Draft	St. Louis
TE	Mike Seidman	Indianapolis

VETERAN FREE AGENTS

DE	Dave Ball	NY Jets
QB	David Carr	Houston
CB	Curtis DeLoatch	New Orleans
DT	Chad Lavalais	Atlanta (2005)
LB	Terrence Melton	New Orleans
WR	Kevin Youngblood	Atlanta

2006 FREE AGENCY

UNRESTRICTED FREE AGENTS

Pos	Player	Team
LB	Keith Adams	Philadelphia
C	Justin Hartwig	Tennessee
DT	Maake Kemoeatu	Baltimore
DT	Damione Lewis	St. Louis
S	Kevin McCadam	Atlanta
S	Shaun Williams	NY Giants

UNRESTRICTED FREE AGENTS LOST

S	Idrees Bashir	Detroit
S	Marlon McCree	San Diego

FREE AGENT HISTORY

DE	Kemp Rasmussen	Seattle
G	Tutan Reyes	Buffalo
S	Dante Wesley	Chicago
LB	Will Witherspoon	St. Louis

VETERAN FREE AGENTS

LB	Na'il Diggs	Green Bay
CB	Reggie Howard	Miami
WR	Keyshawn Johnson	Dallas
P	Micah Knorr	NY Jets
DE	Otis Leverette	Tennessee

2005 FREE AGENCY

UNRESTRICTED FREE AGENTS

Pos	Player	Team
S	Idrees Bashir	Indianapolis
TE	Freddie Jones	Arizona
CB	Ken Lucas	Seattle
S	Marlon McCree	Houston
P	Tom Rouen	Seattle

UNRESTRICTED FREE AGENTS LOST

LB	Brian Allen	Washington
S	Travares Tillman	Miami

VETERAN FREE AGENTS

P	Steve Cheek	Kansas City
LB	Chris Draft	Atlanta
WR	Javin Hunter	Ravens
G	Mike Wahle	Green Bay

2004 FREE AGENCY

UNRESTRICTED FREE AGENTS

Pos	Player	Team
OL	Travis Claridge	Atlanta
CB	Terrance Shaw	Oakland
LB	Brandon Short	NY Giants

UNRESTRICTED FREE AGENTS LOST

WR	Kevin Dyson	San Diego
LB	Greg Favors	Jacksonville
S	Deon Grant	Jacksonville
CB	Reggie Howard	Miami
G	Jeno James	Miami
TE	Jermaine Wiggins	Minnesota

VETERAN FREE AGENTS

LB	Jesse Armstead	Washington
CB	Artrell Hawkins	Cincinnati
WR	Donald Hayes	Jacksonville
OL	Adam Meadows	Indianapolis
G	Rich Tylski	New England (2002)

2003 FREE AGENCY

UNRESTRICTED FREE AGENTS

Pos	Player	Team
G	Doug Brzezinski	Philadelphia
QB	Jake Delhomme	New Orleans
WR	Kevin Dyson	Tennessee
LB	Greg Favors	Buffalo
WR	Ricky Proehl	St. Louis

UNRESTRICTED FREE AGENTS LOST

LB	Hannibal Navies	Green Bay
C	Jamar Nesbit	Jacksonville

VETERAN FREE AGENTS

WR	Eugene Baker	St. Louis
RB	Stephen Davis	Washington
DT	Girardie Mercer	NY Jets
DE	Kavika Pittman	Denver
LB	Marquis Smith	Cleveland (2001)

2002 FREE AGENCY

UNRESTRICTED FREE AGENTS

Pos	Player	Team
CB	Terry Cousin	Miami
QB	Rodney Peete	Oakland
RB	Lamar Smith	Miami

UNRESTRICTED FREE AGENTS LOST

TE	Luther Broughton	Chicago
DT	Larry Chester	Miami
WR	Donald Hayes	New England
FB	Chris Hetherington	St. Louis

VETERAN FREE AGENTS

RB	Michael Bates	Washington
LB	Jermaine Benoit	St. Louis
DT	Shane Burton	NY Jets
DT	James Clyburn	
LB	Mark Fields	St. Louis
G	Derrick Fletcher	Washington
LB	Brad Jackson	Baltimore
CB	DeRon Jenkins	Tennessee
G	Scott Kiernan	NY Giants
DT	Emarlos Leroy	New England
OL	Chris Snyder	Albany Firebirds (AFL)
CB	Cordell Taylor	Edmonton Eskimos (CFL)
CB	Fred Vinson	Seattle (2000)

2001 FREE AGENCY

UNRESTRICTED FREE AGENTS

Pos	Player	Team
TE	Luther Broughton	Philadelphia
DT	Brentson Buckner	San Francisco
G	Kevin Donnalley	Miami
LB	Jason Kyle	San Francisco
C	Jeff Mitchell	Baltimore
RB	Adrian Murrell	Washington

UNRESTRICTED FREE AGENTS LOST

G	Matt Campbell	Washington
C	Frank Garcia	St. Louis
K	Joe Nedney	Tennessee

VETERAN FREE AGENTS

T	Jon Blackman	Berlin Thunder (NFL Europe)
P	Will Brice	Cincinnati (1999)
DT	Larry Chester	Indianapolis
DT	Harry Deligianis	Green Bay
RB	Chad Dukes	St. Louis
LB	Ron Merkerson	New Orleans
RB	Wilmont Perry	New Orleans
P	Todd Sauerbrun	Kansas City
T	Todd Steussie	Minnesota
WR	Jim Turner	Carolina (2000)
OL	T.J. Washington	

2000 FREE AGENCY

UNRESTRICTED FREE AGENTS

Pos	Player	Team
OL	James Dexter	Arizona
CB	Jimmy Hitchcock	Minnesota
DE	Chuck Smith	Atlanta
DE	Jay Williams	St. Louis

UNRESTRICTED FREE AGENTS LOST

WR	Norberto Davidids-Garrido	Arizona
----	---------------------------	---------

VETERAN FREE AGENTS

WR	Karl Hantkon	Philadelphia (1998)
RB	Natrone Means	San Diego

FREE AGENT HISTORY

WR	Larry Ryans	Rhein Fire (NFL Europe)
LB	Lee Woodall	San Francisco

1999 FREE AGENCY

UNRESTRICTED FREE AGENTS

Pos	Player	Team
QB	Steve Bono	St. Louis
DE	Antonio Edwards	Atlanta
T	Clarence Jones	New Orleans
LB	Donta Jones	Pittsburgh
TE	Brian Kinchen	Baltimore
WR	Todd Kinchen	Atlanta
DB	Roderick Mullen	Green Bay
S	Mike Scurlock	St. Louis
LB	Steve Tovar	San Diego
LB	Dean Wells	Seattle
P	Klaus Wilmsmeyer	Miami

UNRESTRICTED FREE AGENTS LOST

T	Blake Brockermeyer	Chicago
WR	Raghib Ismail	Dallas
DE	Shawn King	Indianapolis
QB	Shane Matthews	Chicago
DB	Lenny McGill	Seattle

VETERAN FREE AGENTS

LB	Steven Conley	Pittsburgh
DE	Eric England	Tennessee (1997)
LB	Ray Farmer	Philadelphia
FB	Chris Hetherington	Indianapolis
S	Lamar Lyons	Baltimore (1997)
LB	Samuel Manuel	
WR	Iheanyi Uwaezueke	Miami

1998 FREE AGENCY

UNRESTRICTED FREE AGENTS

Pos	Player	Team
S	Brent Alexander	Arizona
LB	Earnest Dixon	New Orleans
CB	Doug Evans	Green Bay
FB	William Floyd	San Francisco
DE	Sean Gilbert*	Washington
DB	Derwin Gray	Indianapolis
G	Corbin Lacina	Buffalo
S	Brett Maxie**	San Francisco
DB	Leonard Wheeler	Minnesota
*	franchise player	
**	retired same day as signing	

UNRESTRICTED FREE AGENTS LOST

LB	Myron Baker	Indianapolis
G	Matt Elliott	Atlanta
TE	Walter Rasby	Detroit
S	Pat Terrell	Green Bay

VETERAN FREE AGENTS

LB	Jeff Brady	Minnesota
OL	Bernard Dafney	Baltimore
FB	Mike Dulaney	Chicago
LB	Kevin Greene	San Francisco
G	Shane Hannah	NY Jets
LB	Eddie Mason	Tampa Bay
TE	Brian Wiggins	Calgary Stampers (CFL)

1997 FREE AGENCY

UNRESTRICTED FREE AGENTS

Pos	Player	Team
LB	Micheal Barrow	Tennessee
WR	Ernie Mills	Pittsburgh
DE	Ray Seals	Pittsburgh

UNRESTRICTED FREE AGENTS LOST		
FB	Bob Christian	Atlanta
WR	Willie Green	Denver
FB	Howard Griffith	Denver
DE	Mark Thomas	Chicago

VETERAN FREE AGENTS

LB	Ray Jacobs	Denver (1995)
FB	Brian O'Neal	Philadelphia

1996 FREE AGENCY

UNRESTRICTED FREE AGENTS

Pos	Player	Team
QB	Steve Beuerlein	Jacksonville
LB	Duane Bickett	Seattle
CB	Eric Davis	San Francisco
LB	Kevin Greene	Pittsburgh
T	Greg Skrepenak	Oakland
TE	Wesley Walls	New Orleans

UNRESTRICTED FREE AGENTS LOST

RB	Derrick Moore	Detroit
QB	Frank Reich	NY Jets
CB	Rod Smith	Minnesota

VETERAN FREE AGENTS

WR	Michael Bates	Cleveland
DT	Les Miller	New Orleans
WR	Terry Obee	Chicago (1994)
S	Damon Pieri	San Francisco
QB	Kelly Stouffer	Miami (1994)

1995 FREE AGENCY

UNRESTRICTED FREE AGENTS

Pos	Player	Team
RB	Randy Baldwin	Cleveland
P	Tommy Barnhardt	New Orleans
WR	Don Beebe	Buffalo
LB	Darion Conner	New Orleans
DE	Mike Fox	NY Giants
T	Derrick Graham	Kansas City
K	John Kasay	Seattle
LB	Lamar Lathon	Houston
S	Brett Maxie	Atlanta
TE	Pete Metzelaars	Buffalo
LB	Sam Mills	New Orleans
QB	Frank Reich	Buffalo
LB	Frank Stams	Cleveland
WR	Dwight Stone	Pittsburgh
RB	Vernon Turner	Tampa Bay
DE	Gerald Williams	Pittsburgh
CB	James Williams	Arizona

VETERAN FREE AGENTS

LB	Carlton Bailey	NY Giants
DL	Jeff Fields	Washington
RB	Eddie Fuller	Buffalo (1993)
RB	Judd Garrett	Las Vegas Posse (CFL)
CB	Alan Haller	Pittsburgh (1993)
CB	Steve Lofton	Phoenix
S	Bubba McDowell	Houston
WR	Brian Wiggins	Calgary Stampers (CFL)

TRADE HISTORY

Date 04/22/95	Acquired 1995 1st Round (5) Draft Choice	From Cincinnati	In Exchange For 1995 1st Round (1) Draft Choice 1995 2nd Round (36) Draft Choice
04/22/95	1995 1st Round (22) Draft Choice 1995 6th Round (188) Draft Choice	Green Bay	1995 1st Round (32) Draft Choice 1995 3rd Round (65) Draft Choice 1995 6th Round (173) Draft Choice
04/22/95	1995 1st Round (29) Draft Choice	San Diego	1995 2nd Round (34) Draft Choice 1995 3rd Round (98) Draft Choice 1995 4th Round (100) Draft Choice
04/23/95	1995 6th Round (191) Draft Choice	Kansas City	1996 6th Round (176) Draft Choice
05/30/95	Barry Foster	Pittsburgh	1996 6th Round (192) Draft Choice
08/21/95	Ray Ethridge	Cleveland	Past Considerations
08/29/95	Travis Hill	Cleveland	Michael Bates
04/21/96	1996 4th Round (111) Draft Choice	Denver	1996 4th Round (122) Draft Choice 1996 5th Round (159) Draft Choice 1996 7th Round (235) Draft Choice
08/25/96	Raghib Ismail	Oakland	1997 5th Round (157) Draft Choice
08/24/97	Israel Raybon	Pittsburgh	1998 7th Round (203) Draft Choice
04/16/98	2000 1st Round (23) Draft Choice	Miami	1998 2nd Round (44) Draft Choice
07/23/98	1999 2nd Round (34) Draft Choice	Indianapolis	Tyrone Poole
03/01/99	Jeff Lewis	Denver	1999 3rd Round (67) Draft Choice, 2000 4th Round (112) Draft Choice
08/05/99	Undisclosed Draft Choice	Green Bay	Jamie Wilson
09/05/99	2001 7th Round (227) Draft Choice	Philadelphia	Luther Broughton
04/15/00	2000 2nd Round (57) Draft Choice 2000 4th Round (120) Draft Choice	Tampa Bay	2000 2nd Round (51) Draft Choice
04/21/00	Spencer Reid	Indianapolis	Fred Lane
09/02/01	Perry Phenix	Tennessee	Undisclosed Draft Choice
04/20/02	2002 3rd Round (73) Draft Choice 2002 5th Round (145) Draft Choice	Cincinnati	2002 3rd Round (67) Draft Choice
07/19/02	Al Wallace 2003 4th Round (119) Draft Choice	Miami	Jay Williams
04/26/03	2003 2nd Round (50) Draft Choice 2003 4th Round (120) Draft Choice	New England	2003 2nd Round (45) Draft Choice
04/26/03	2003 3rd Round (82) Draft Choice	Denver	2003 4th Round (108) Draft Choice 2003 4th Round (120) Draft Choice 2003 7th Round (227) Draft Choice
04/27/03	2003 7th Round (226) Draft Choice 2003 7th Round (247) Draft Choice	Miami	2003 6th Round (181) Draft Choice
04/24/04	2004 1st Round (28) Draft Choice	San Francisco	2004 1st Round (31) Draft Choice 2004 4th Round (127) Draft Choice
08/25/04	Javier Collins	Dallas	Conditional Draft Choice
09/04/04	Todd Fordham	Pittsburgh	2005 7th Round (228) Draft Choice
04/23/05	2005 2nd Round (54) Draft Choice 2005 4th Round (121) Draft Choice 2005 4th Round (126) Draft Choice	Seattle	2005 2nd Round (45) Draft Choice
04/23/05	2005 3rd Round (89) Draft Choice	Green Bay	2005 4th Round (115) Draft Choice 2005 4th Round (126) Draft Choice

TRADE HISTORY

05/19/05	Acquired Jason Baker 2006 7th Round (237) Draft Choice	From Denver	In Exchange For Todd Sauerbrun
07/28/05	Rod Gardner	Washington	2006 6th Round (196) Draft Choice
04/28/07	2007 1st Round (25) Draft Choice 2007 2nd Round (59) Draft Choice 2007 5th Round (164) Draft Choice	NY Jets	2007 1st Round (14) Draft Choice 2007 6th Round (191) Draft Choice
08/03/07	Chris Harris	Chicago	2008 5th Round (142) Draft Choice
02/29/08	2008 3rd Round (67) Draft Choice, 2008 5th Round (141) Draft Choice	NY Jets	Kris Jenkins
04/26/08	2008 1st Round (19) Draft Choice	Philadelphia	2008 2nd Round (43) Draft Choice 2008 4th Round (109) Draft Choice 2009 1st Round (28) Draft Choice
08/30/08	Josh McCown	Miami	2009 7th Round (237) Draft Choice
04/13/09	J.J. Jansen	Green Bay	2011 7th Round (204) Draft Choice
0/4/25/09	2009 2nd Round (43) Draft Choice 2009 4th Round (111) Draft Choice	San Francisco	2010 1st Round (17) Draft Choice
04/26/99	2009 7th Round (216) Draft Choice 2010 6th Round (175) Draft Choice	Oakland	2009 6th Round (202) Draft Choice
09/01/09	Louis Leonard	Cleveland	2010 6th Round (186) Draft Choice
10/20/09	Tank Tyler	Kansas City	2010 5th Round (144) Draft Choice
04/23/10	2010 3rd Round (89) Draft Choice	New England	2011 2nd Round (33) Draft Choice
04/24/10	2010 4th Round (124) Draft Choice 2010 6th Round (198) Draft Choice	NY Jets	2010 4th Round (112) Draft Choice
04/27/10	Jamar Williams	Chicago	Chris Harris
07/29/11	Greg Olsen	Chicago	2012 3rd Round (73) Draft Choice
03/30/12	Bruce Campbell	Oakland	Mike Goodson
04/28/12	2012 4th Round (103) Draft Choice	San Francisco	2012 6th Round (180) Draft Choice 2013 3rd Round (74) Draft Choice
07/24/12	Louis Murphy	Oakland	2013 7th Round (219) Draft Choice
08/31/12	Colin Jones	San Francisco	2014 7th Round (243) Draft Choice
10/04/13	2014 7th Round (225) Draft Choice	NY Giants	Jon Beason
05/10/14	2014 5th Round (148) Draft Choice	Minnesota	2014 5th Round (168) Draft Choice 2014 7th Round (225) Draft Choice
08/19/14	Conditional 2015 7th Round Draft Choice	Philadelphia	Kenjon Barner
05/01/15	2015 2nd Round (41) Draft Choice	St. Louis	2015 2nd Round (57) Draft Choice 2015 3rd Round (89) Draft Choice 2015 6th Round (201) Draft Choice
05/02/15	2015 4th Round (102) Draft Choice	Oakland	2014 4th Round (124) Draft Choice 2014 5th Round (161) Draft Choice 2014 7th Round (242) Draft Choice
09/29/15	Jared Allen	Chicago	2016 6th Round (206) Draft Choice
04/29/16	2016 3rd Round (77) Draft Choice 2016 5th Round (141) Draft Choice	Cleveland	2016 3rd Round (93) Draft Choice 2016 4th Round (129) Draft Choice 2016 5th Round (168) Draft Choice

TRADE HISTORY

Date	Acquired	From	In Exchange For
08/29/16	Andy Lee 2017 7th Round (233) Draft Choice	Cleveland	Kasey Redfern 2018 4th Round Draft Choice
03/11/17	2017 2nd Round (64) Draft Choice	New England	Kony Ealy 2017 3rd Round (72) Draft Choice
04/28/17	2017 3rd Round (77) Draft Choice	Arizona	2017 3rd Round (98) Draft Choice 2017 4th Round (115) Draft Choice
09/3/17	Kevon Seymour	Buffalo	Kaelin Clay 2019 7th Round Draft Choice
10/31/17	2018 3rd Round (85) Draft Choice 2018 7th Round (234) Draft Choice	Buffalo	Kelvin Benjamin
03/14/18	Torrey Smith	Philadelphia	Daryl Worley
04/27/18	2018 4th Round (101) Draft Choice 2018 4th Round (147) Draft Choice	Green Bay	2018 3rd Round (88) Draft Choice
04/28/18	2018 4th Round (136) Draft Choice	LA Rams	2018 5th Round (147) Draft Choice 2018 6th Round (197) Draft Choice
09/01/18	Corey Robinson	Detroit	2019 7th Round Draft Choice
09/25/18	Marshall Newhouse	Buffalo	2021 7th Round Draft Choice
04/25/19	2019 2nd Round (37) Draft Choice	Seattle	2019 2nd Round (47) Draft Choice 2019 3rd Round (77) Draft Choice
04/26/19	2019 6th Round (212) Draft Choice 2019 7th Round (237) Draft Choice	Denver	2019 6th Round (187) Draft Choice
03/04/20	Russell Okung	LA Chargers	Trai Turner
03/23/20	2020 5th Round (148) Draft Choice	Washington	Kyle Allen
04/24/20	2020 3rd Round (69) Draft Choice 2020 5th Round (148) Draft Choice	Seattle	2020 2nd Round (64) Draft Choice
08/31/20	2023 7th Round Draft Choice	Buffalo	Andre Smith
04/02/21	2021 2nd Round (52) Draft Choice 2021 3rd Round (83) Draft Choice 2021 6th Round (204) Draft Choice	Chicago	2021 2nd Round (39) Draft Choice 2021 5th Round (151) Draft Choice
04/05/21	Sam Darnold	NY Jets	2021 6th Round Draft Choice (226) 2022 2nd Round Draft Choice (38) 2022 4th Round Draft Choice (110)
04/30/21	2021 6th Round (191) Draft Choice	Denver	Teddy Bridgewater
04/30/21	2021 2nd Round Draft Choice (59) 2021 3rd Round Draft Choice (89)	Cleveland	2021 2nd Round Draft Choice (52) 2021 4th Round Draft Choice (113)
04/30/21	2021 3rd Round Draft Choice (70)	Philadelphia	2021 3rd Round Draft Choice (73) 2021 6th Round Draft Choice (191)
05/01/21	2021 4th Round Draft Choice (109) 2021 5th Round Draft Choice (158) 2022 4th Round Draft Choice	Houston	2021 3rd Round Draft Choice (89)
05/01/21	2021 4th Round Draft Choice (126) 2021 5th Round Draft Choice (166) 2021 7th Round Draft Choice (232)	Tennessee	2021 3rd Round Draft Choice (109)
08/17/21	2022 7th Round Draft Choice (245)	Miami	Greg Little
08/25/21	2022 6th Round Draft Choice (198)	Las Vegas	Denzel Perryman 2022 7th Round Draft Choice (225)
08/26/21	Ryan Santos	NY Giants	2022 Conditional 7th Round Draft Choice
08/30/21	Darryl Johnston	Buffalo	2022 6th Round Draft Choice (184)
09/27/21	CJ Henderson 2022 5th Round Draft Choice (144)	Jacksonville	Dan Arnold 2022 3rd Round Draft Choice (70)
10/06/21	Stephon Gilmore	New England	2023 6th Round Draft Choice
04/30/22	2022 3rd Round Choice (94)	New England	2022 4th Round Draft Choice (137) 2022 3rd Round Draft Choice (70)
04/30/22	2022 4th Round Choice (120) 2022 6th Round Choice (189)	Washington	2022 5th Round Draft Choice (144) 2022 5th Round Draft Choice (149)
07/06/22	Baker Mayfield	Cleveland	2024 5th Round Draft Choice
08/30/22	Laviska Shenault Jr.	Jacksonville	2023 7th Round Draft Choice (226) 2024 6th Round Draft Choice
08/30/22	2024 5th Round Draft Choice	Tennessee	Dennis Daley 2024 7th Round Draft Choice

TRADE HISTORY

Date	Acquired	From	In Exchange For
10/17/22	2024 6th Round Draft Choice 2025 7th Round Draft Choice	Arizona	Robbie Anderson
10/21/22	2023 2nd Round Draft Choice (61) 2023 3rd Round Draft Choice (93) 2023 4th Round Draft Choice (132) 2024 5th Round Draft Choice	San Francisco	Christian McCaffrey
03/15/23	2023 1st Round Draft Choice (1)	Chicago	DJ Moore 2023 1st Round Draft Choice (9) 2023 2nd Round Draft Choice (61) 2024 1st Round Draft Choice (8) 2025 2nd Round Draft Choice
08/28/23	Ihmir Smith-Marsette	Kansas City	2025 Conditional 7th Round Draft Choice
03/13/24	Diontae Johnson 2024 7th Round Draft Choice (240)	Pittsburgh	Donte Jackson 2024 6th Round Draft Choice (178)
03/13/24	2024 2nd Round Draft Choice (39) 2024 5th Round Draft Choice (141) 2025 5th Round Draft Choice (140)	NY Giants	Brian Burns 2024 5th Round Draft Choice (166)
08/22/24	Mike Jackson	Seattle	Michael Barrett
10/29/24	2025 5th Round Draft Choice (163)	Baltimore	Diontae Johnson 2025 6th Round Draft Choice (183)
11/05/24	2025 4th Round Draft Choice (114)	Dallas	Jonathan Mingo 2025 7th Round Draft Choice (239) 08/28/23
05/25/25	2025 2nd Round Draft Choice (51) 2025 3rd Round Draft Choice (85) 2025 4th Round Draft Choice (122) 2025 6th Round Draft Choice (208)	Denver	2025 2nd Round Draft Choice (57) 2025 3rd Round Draft Choice (74) 2025 4th Round Draft Choice (111) 2025 7th Round Draft Choice (230)
05/25/25	2025 3rd Round Draft Choice (77)	New England	2025 3rd Round Draft Choice (85) 2025 5th Round Draft Choice (146)
08/27/25	2026 5th Round Draft Choice 2027 4th Round Draft Choice	Minnesota	Adam Thielen 2026 Conditional 7th Round Draft Choice 2027 5th Round Draft Choice

PRESEASON HISTORY

1995 (3-2)

Date	W-L	Score	Opponent	Atten.
07/29/95	W	20-14	vs. Jacksonville (HOF)	24,625
08/04/95	L	15-18	at Chicago	50,300
08/12/95	W	19-10	DENVER (at Clemson)	57,017
08/19/95	L	10-17	at San Francisco	51,185
08/26/95	W	6-3	NEW YORK GIANTS (at Clemson)	49,114

1996 (2-2)

Date	W-L	Score	Opponent	Atten.
08/03/96	W	30-12	CHICAGO	65,350
08/10/96	L	28-40	at Denver	70,649
08/19/96	L	0-24	BUFFALO	65,231
08/26/96	W	34-7	at New York Giants	45,713

1997 (0-4)

Date	W-L	Score	Opponent	Atten.
08/03/97	L	9-23	at Jacksonville	67,280
08/09/97	L	13-23	DENVER	68,296
08/14/97	L	10-30	at Kansas City	76,972
08/22/97	L	19-27	PITTSBURGH	67,044

1998 (2-2)

Date	W-L	Score	Opponent	Atten.
08/08/98	W	30-27	JACKSONVILLE	62,925
08/14/98	W	12-7	at Buffalo	30,010
08/22/98	L	22-25OT	MINNESOTA	64,569
08/29/98	L	24-38	at Pittsburgh	53,784

1999 (2-2)

Date	W-L	Score	Opponent	Atten.
08/13/99	L	10-35	at Jacksonville	59,120
08/20/99	W	20-13	PITTSBURGH	59,591
08/28/99	L	24-38	at Baltimore	66,247
09/02/99	W	23-20	NEW ENGLAND	52,976

2000 (0-4)

Date	W-L	Score	Opponent	Atten.
08/04/00	L	14-34	JACKSONVILLE	72,949
08/10/00	L	0-13	at Pittsburgh	44,813
08/18/00	L	13-24	BALTIMORE	72,551
08/24/00	L	21-29	at New England	60,292

2001 (2-2)

Date	W-L	Score	Opponent	Atten.
08/10/01	L	16-18	at Jacksonville	50,970
08/18/01	L	8-23	NEW ENGLAND	71,597
08/23/01	W	20-17	at Baltimore	66,619
08/31/01	W	23-20	CLEVELAND	70,444

2002 (1-3)

Date	W-L	Score	Opponent	Atten.
08/10/02	L	30-37	WASHINGTON	71,384
08/17/02	L	16-19	DALLAS	72,624
08/23/02	L	3-23	at New England	68,436
08/30/02	W	20-19	at Cleveland	68,718

2003 (4-0)

Date	W-L	Score	Opponent	Atten.
08/09/03	W	20- 0	WASHINGTON	71,393
08/15/03	W	20-10	at New York Giants	76,807
08/23/03	W	20- 7	at Green Bay	69,831
08/29/03	W	21-14	PITTSBURGH	72,273

2004 (4-0)

Date	W-L	Score	Opponent	Atten.
08/14/04	W	23-20OT	at Washington	58,876
08/19/04	W	27-20	NEW YORK GIANTS	72,562
08/28/04	W	20-17	NEW ENGLAND	72,829
09/02/04	W	16-13	at Pittsburgh	53,655

2005 (2-2)

Date	W-L	Score	Opponent	Atten.
08/13/05	W	28-10	WASHINGTON	72,887
08/20/05	L	21-27	at New York Giants	76,138
08/26/05	W	23-20	at Cleveland	69,512
09/01/05	L	17-21	PITTSBURGH	72,504

2006 (4-0)

Date	W-L	Score	Opponent	Atten.
08/12/06	W	14-13	BUFFALO	72,485
08/19/06	W	17-10	at Jacksonville	64,073
08/24/06	W	19-10	MIAMI	71,477
08/31/06	W	15-13	at Pittsburgh	54,621

2007 (1-3)

Date	W-L	Score	Opponent	Atten.
08/11/07	W	24-21	at New York Giants	75,535
08/17/07	L	10-27	at Philadelphia	67,415
08/24/07	L	7-24	NEW ENGLAND	72,882
08/30/07	L	3-19	PITTSBURGH	72,267

2008 (2-2)

Date	W-L	Score	Opponent	Atten.
08/09/08	W	23-20 OT	INDIANAPOLIS	70,492
08/14/08	L	13-24	at Philadelphia	68,594
08/23/08	W	47-3	WASHINGTON	71,770
08/28/08	L	16-19	at Pittsburgh	50,485

2009 (0-4)

Date	W-L	Score	Opponent	Atten.
08/17/09	L	17-24	at New York Giants	72,768
08/22/09	L	17-27	at Miami	56,638
08/29/09	L	13-17	BALTIMORE	71,045
09/03/09	L	10-21	PITTSBURGH	70,073

2010 (1-3)

Date	W-L	Score	Opponent	Atten.
08/12/10	L	12-17	at Baltimore	70,579
08/21/10	L	3-9	NEW YORK JETS	71,539
08/28/10	W	15-7	TENNESSEE	71,110
09/02/10	L	3-19	at Pittsburgh	52,130

PRESEASON HISTORY

2011 (1-3)				
Date	W-L	Score	Opponent	Atten.
08/13/11	W	20-10	NEW YORK GIANTS	71,936
08/19/11	L	10-20	at Miami	54,157
08/25/11	L	13-24	at Cincinnati	41,735
09/01/11	L	17-33	PITTSBURGH	72,358

2012 (2-2)				
Date	W-L	Score	Opponent	Atten.
08/11/12	L	13-26	HOUSTON	69,002
08/17/12	W	23-17	MIAMI	68,595
08/26/12	W	17-12	at New York Jets	79,088
08/30/12	L	16-17	at Pittsburgh	50,122

2013 (3-1)				
Date	W-L	Score	Opponent	Atten.
08/09/13	W	24-17	CHICAGO	70,700
08/15/13	L	9-14	at Philadelphia	69,144
08/22/13	W	34-27	at Baltimore	70,554
08/29/13	W	25-10	PITTSBURGH	70,408

2014 (2-2)				
Date	W-L	Score	Opponent	Atten.
08/08/14	L	18-20	BUFFALO	69,569
08/17/14	W	28-16	KANSAS CITY	70,035
08/22/14	L	7-30	at New England	68,756
08/28/14	W	10-0	at Pittsburgh	53,514

2015 (3-1)				
Date	W-L	Score	Opponent	Atten.
08/14/15	W	25-24	at Buffalo	65,412
08/22/15	W	31-30	MIAMI	70,323
08/28/15	L	16-17	NEW ENGLAND	71,801
09/03/15	W	23-6	at Pittsburgh	42,153

2016 (2-2)				
Date	W-L	Score	Opponent	Atten.
08/11/16	L	19-22	at Baltimore	70,682
08/20/16	W	26-16	at Tennessee	60,802
08/26/16	L	17-19	NEW ENGLAND	73,816
09/01/16	W	18-6	PITTSBURGH	73,274

2017 (2-2)				
Date	W-L	Score	Opponent	Atten.
08/09/17	W	27-17	HOUSTON	72,100
08/19/17	L	27-34	at Tennessee	61,159
08/24/17	W	24-23	at Jacksonville	57,606
08/31/17	L	14-17	PITTSBURGH	72,891

2018 (3-1)				
Date	W-L	Score	Opponent	Atten.
08/09/18	W	28-23	at Buffalo	61,726
08/17/18	W	27-20	MIAMI	72,200
08/24/18	W	25-14	NEW ENGLAND	73,880
08/30/18	L	24-39	at Pittsburgh	40,081

2019 (2-2)				
Date	W-L	Score	Opponent	Atten.
08/08/19	W	23-13	at Chicago	60,921
08/16/19	L	14-27	BUFFALO	72,064
08/22/19	L	3-10	at New England	65,878
08/29/19	W	25-19	PITTSBURGH	71,633

2020 (0-0)
Preseason cancelled due to COVID-19

2021 (1-2)				
Date	W-L	Score	Opponent	Atten.
08/15/21	L	18-21	at Indianapolis	62,961
08/21/21	L	3-20	BALTIMORE	68,061
08/27/21	W	34-9	PITTSBURGH	70,575

2022 (2-1)				
Date	W-L	Score	Opponent	Atten.
08/13/22	W	23-21	at Washington	44,855
08/19/22	L	10-20	at New England	65,878
08/26/22	W	21-0	BUFFALO	70,542

2023 (0-3)				
Date	W-L	Score	Opponent	Atten.
08/12/23	L	0-27	NEW YORK JETS	71,021
08/18/23	L	19-21	at New York Giants	70,790
08/25/23	L	17-26	DETROIT	71,506

2024 (1-2)				
Date	W-L	Score	Opponent	Atten.
08/08/24	L	3-17	at New England	64,628
08/17/24	L	12-15	NEW YORK JETS	71,205
08/24/24	W	31-26	at Buffalo	69,797

NFC DIVISIONAL PLAYOFFS
CAROLINA 26 – DALLAS 17

January 5, 1997
Ericsson Stadium • Charlotte, NC

WEATHER: Partly Cloudy, 67°, Wind SW 15 mph - ATTENDANCE: 72,808 - TIME: 2:58

In the first playoff game in team history, the Carolina Panthers stuck to a formula that had worked all season, using an opportunistic offense, a Sam Mills-led defense, solid special teams and an uplifting record-sized crowd to defeat the defending Super Bowl Champion Dallas Cowboys, 26-17.

Running back Anthony Johnson earned his sixth 100-yard game of the season behind a performance by the offensive line which did not allow quarterback Kerry Collins to be sacked all day. Collins completed a workmanlike 12-of-22 passes for 100 yards and two touchdowns, and directed the team to 17 first-half points. The defense supplied a team effort with interceptions by Chad Cota, Pat Terrell and Mills and sacks by Lamar Lathon and Les Miller, while successfully executing three goal-line stands from inside their own five-yard line. Kicker John Kasay converted on all four field goal attempts.

The Cowboys took a 3-0 lead on a 22-yard field goal before a Collins pass to Wesley Walls following a 68-yard drive put the Panthers ahead 7-3. After trading touchdowns, the Cowboys got within three following a Panthers safety when a snap sailed over punter Rohn Stark's head. Cota's interception on Dallas' ensuing possession, however, set up a 24-yard Kasay field goal and a 17-11 halftime lead.

The two teams traded field goals in the third quarter and again to begin the fourth, with Chris Boniol converting twice from 21 and Kasay twice from 40. After the Panthers downed a Stark punt at the one, Terrell's interception set up a Kasay 32-yard conversion, before Mills' interception and return to the one-yard line, sealed the game.

OFFICIALS

Referee — Johnny Grier (23) Umpire — Jim Quirk (5) Head Linesman — Mark Baltz (26) Line Judge — Jeff Bergman (32)
Field Judge — Ron Spitzer (119) Side Judge — Ron Liebsack (76) Back Judge — Scott Steenson (88)

STARTING LINEUPS

Dallas Cowboys						Carolina Panthers					
Offense			Defense			Offense			Defense		
WR	85	K. Williams	LDE	92	T. Tolbert	WR	86	W. Green	LDE	93	M. Fox
LT	71	M. Tuinei	LDT	95	C. Hennings	LT	66	M. Campbell	NT	71	G. Kragen
LG	61	N. Newton	RDT	75	T. Casillas	LG	52	M. Elliott	RDE	98	G. Williams
C	53	R. Donaldson	RDE	96	S. Carver	C	65	F. Garcia	LOLB	91	K. Greene
RG	73	L. Allen	SLB	51	B. Thomas	RG	75	G. Skrepenak	LILB	51	S. Mills
RT	79	E. Williams	MLB	55	F. Strickland	RT	76	N. Garrido	RILB	54	C. Bailey
TE	86	E. Bjornson	WLB	59	D. Smith	TE	85	W. Walls	ROLB	57	L. Lathon
WR	88	M. Irvin	LCB	26	K. Smith	WR	85	M. Carrier	LCB	25	E. Davis
QB	8	T. Aikman	RCB	21	D. Sanders	QB	12	K. Collins	RCB	38	T. Poole
FB	48	T. Johnston	SS	28	D. Woodson	FB	30	H. Griffith	SS	39	B. Maxie
RB	22	E. Smith	FS	30	G. Teague	RB	23	A. Johnson	FS	40	P. Terrell

CAROLINA SUBSTITUTIONS: P 3 R. Stark, PK 4 J. Kasay, RB 20 W. Oliver, S 27 D. Pieri, CB 31 R. Smith, S 37 C. Cota, CB 41 T. Cook, FB 43 S. Greene, LB 50 D. Bickett, LB 56 M. Baker, LB 58 A. Royal, C 63 M. Rodenhauser, C 64 C. Whitley, DE 69 L. Miller, T 78 B. Brockermeyer, WR 80 D. Stone, WR 81 R. Ismail, WR 82 M. Bates, WR 87 M. Muhammad, TE 88 W. Rasby, DE 95 M. Thomas. DID NOT PLAY: QB 7 S. Beuerlein, CB 29 S. Lofton. INACTIVE: QB 11 J. Barker, CB 26 E. McDaniel, RB 32 D. Philyaw, G 67 B. Hayes, T 74 M. Dennis, TE 89 S. Tucker, NT 90 E. Philon.

		1	2	3	4	OT	TOTAL	FIELD GOALS (made() & missed)	
VISITOR	Dallas Cowboys	3	8	3	3	-	17	C. Boniol (22) (21) (21)	
HOME	Carolina Panthers	7	10	3	6	-	26	J. Kasay (24) (40) (40) (32)	
Team	Qtr	Clock Time	PLAY DESCRIPTION (Extra Point) (Drive Info)					SCORE Visitor	Home
COWBOYS	1	8:27	C. Boniol 22 yd. Field Goal (10-49, 4:20)					3	0
PANTHERS	1	5:28	W. Walls 1 yd. pass from K. Collins (J. Kasay kick) (6-68, 2:59)					3	7
PANTHERS	2	12:49	W. Greene 10 yd. pass from K. Collins (J. Kasay kick) (11-42, 5:59)					3	14
COWBOYS	2	4:19	D. Johnston 2 yd. pass from T. Aikman (Two-point attempt failed) (14-73, 8:30)					9	14
COWBOYS	2	3:11	R. Stark snap out of end zone, forced by TEAM for SAFETY					11	14
PANTHERS	2	0:03	J. Kasay 24 yd. Field Goal (7-21, 1:46)					11	17
COWBOYS	3	10:07	C. Boniol 21 yd. Field Goal (5-13, 2:05)					14	17
PANTHERS	3	4:58	J. Kasay 40 yd. Field Goal (10-50, 5:09)					14	20
PANTHERS	4	11:41	J. Kasay 40 yd. Field Goal (11-51, 6:44)					14	23
COWBOYS	4	5:33	C. Boniol 21 yd. Field Goal (12-78, 6:08)					17	23
PANTHERS	4	1:48	J. Kasay 32 yd. Field Goal (4-5, 0:28)					17	26

FINAL INDIVIDUAL STATISTICS

Dallas Cowboys										Carolina Panthers									
RUSHING	ATT	YDS	AVG	LG	TD					RUSHING	ATT	YDS	AVG	LG	TD				
E. Smith	22	80	3.6	25	0					A. Johnson	26	104	4.0	12	0				
D. Sanders	1	16	16.0	16	0					W. Oliver	3	11	3.7	9	0				
T. Aikman	1	0	0.0	0	0					R. Ismail	1	7	7.0	7	0				
										K. Collins	6	5	0.8	8	0				
										R. Stark	1	0	0.0	0	0				
Total	24	96	4.0	25	0					Total	37	127	3.4	12	0				
PASSING	ATT	CMP	YDS	SK/YD	TD	LG	IN					PASSING	ATT	CMP	YDS	SK/YD	TD	LG	IN
T. Aikman	36	18	165	2/17	1	23	3					K. Collins	22	12	100	0/0	2	22	1
Total	36	18	165	2/17	1	23	3					Total	22	12	100	0/0	2	22	1
PASS RECEIVING		NO	YDS	AVG	LG	TD					PASS RECEIVING		NO	YDS	AVG	LG	TD		
K. Williams		6	89	14.8	23	0					W. Green		5	53	10.6	22	1		
D. Johnston		4	18	4.5	7	1					W. Walls		3	25	8.3	13	1		
K. Martin		3	31	10.3	13	0					A. Johnson		1	9	9.0	9	0		
E. Smith		3	-2	-0.6	3	0					M. Carrier		1	7	7.0	7	0		
M. Irvin		1	22	22.0	22	0					W. Oliver		1	5	5.0	5	0		
E. Bjornson		1	7	7.0	7	0					H. Griffith		1	1	1.0	1	0		
Total		18	165	9.2	23	1					Total		12	100	8.3	22	2	0	
INTERCEPTIONS		NO	YDS	AVG	LG	TD					INTERCEPTIONS		NO	YDS	AVG	LG	TD		
D. Woodson		1	0	0.0	0	0					C. Cota		1	49	49.0	49	0	0	
											P. Terrell		1	49	49.0	49	0	0	
											S. Mills		1	24	24.0	24	0	0	
Total		1	0	0.0	0	0					Total		3	122	40.7	49	0	0	
PUNTING		NO	YDS	AVG	TB	IN20	LG					PUNTING		NO	YDS	AVG	TB	IN20	LG
J. Jett		3	153	51.0	0	1	59					R. Stark		1	39	39.0	0	1	39
Total		3	153	51.0	0	1	59					Total		1	39	39.0	0	1	39
PUNT RETURNS		NO	YDS	AVG	FC	LG	TD					PUNT RETURNS		NO	YDS	AVG	FC	LG	TD
(DOWNED)		1	0	0.0	0	0	0					W. Oliver		2	17	8.5	1	15	0
Returns		0	0	0.0	0	0	0					Returns		2	17	8.5	1	15	0
KICKOFF RETURNS		NO	YDS	AVG	FC	LG	TD					KICKOFF RETURNS		NO	YDS	AVG	FC	LG	TD
K. Williams		3	44	14.7	0	17	0					M. Bates		5	155	31	0	51	0
H. Walker		2	29	14.5	0	19	0												
D. Sanders		1	28	28.0	0	28	0												
(TOUCHBACK)		2	0	0.0	0	0	0					Returns		5	155	31	0	51	0
Returns		6	101	16.8	0	28	0												
FUMBLES	Fum	Own Rec.	Yds	TD	FF	Opp. Rec.	Yds	TD	Out Bnds	FUMBLES	Fum	Own Rec.	Yds	TD	FF	Opp. Rec.	Yds	TD	Out Bnds
T. Aikman	1	0	-5	0	0	0	0	0	0	W. Rodenhauer	1	1	-37	0	0	0	0	0	0
E. Smith	0	1	0	0	0	0	0	0	0	M. Oliver	1	0	0	0	0	0	0	0	0
D. Smith	0	0	0	0	1	0	0	0	0										
D. Johnston	0	0	0	0	0	1	0	0	0										
Total	1	1	-5	0	1	1	0	0	0	Total	2	1	-37	0	0	0	0	0	0

FINAL TEAM STATISTICS

TOTAL FIRST DOWNS	21	18	Fgs – PATs Had Blocked	0-0	0-0
By Rushing	5	8	TOTAL RETURN YARDAGE (Not Including Kickoffs)	0	139
By Passing	12	7	No. and Yards Punt Returns	0-0	2-17
By Penalty	4	3	No. and Yards Kickoff Returns	6-101	5-155
THIRD DOWN EFFICIENCY	4-12-33%	4-11-36%	No. and Yards Interception Returns	1-0	3-122
FOURTH DOWN EFFICIENCY	0-0-0%	1-2-50%	PENALTIES Number and Yards	6-61	5-38
TOTAL NET YARDS	244	227	FUMBLES Number and Lost	1-0	2-1
Total Offensive Plays (inc. times thrown passing)	62	59	TOUCHDOWNS	1	2
Average gain per offensive play	3.9	3.8	Rushing	0	0
NET YARDS RUSHING	96	127	Passing	1	2
Total Rushing Plays	24	37	EXTRA POINTS Made-Attempts	0-1	2-2
Average gain per rushing play	4.0	3.4	Kicking Made-Attempts	0-0	2-2
NET YARDS PASSING	148	100	Passing Made-Attempts	0-1	0-0
Times thrown – yards lost attempting to pass	2-17	0-0	FIELD GOALS Made-Attempts	3-3	4-4
Gross yards passing	165	100	SAFETIES	1	0
PASS ATTEMPTS-COMPLETIONS-HAD INTERCEPTED	36-18-3	22-12-1	FINAL SCORE	17	26
Average gain per pass play (inc. # thrown passing)	3.9	4.5	TIME OF POSSESSION	30:37	29:23
KICKOFFS Number-In End Zone-Touchbacks	5-1-0	8-2-2			
PUNTS Number and Average	3-51	1-39			
Had Blocked	0	0			

DEFENSIVE STATISTICS (based on coaches' film review)

Player	TT	S	A	S-yds	I-yds	PD	FF	FR	Player	TT	S	A	S-yds	I-yds	PD	FF	FR
S. Mills	11	8	3	0-0	1-24	2	0	0	L. Miller	2	2	0	1-8	0-0	0	0	0
T. Poole	8	7	1	0-0	0-0	2	0	0	M. Fox	2	0	2	0-0	0-0	0	0	0
L. Lathon	8	6	2	1-9	0-0	0	0	0	C. Cota	1	1	0	0-0	1-49	1	0	0
E. Davis	5	4	1	0-0	0-0	2	0	0	R. Smith	1	1	0	0-0	0-0	0	0	0
P. Terrell	4	3	1	0-0	1-49	1	0	0	G. Williams	1	1	0	0-0	0-0	0	0	0
C. Bailey	4	0	4	0-0	0-0	0	0	0	D. Bickett	1	0	1	0-0	0-0	0	0	0
K. Kragen	3	3	0	0-0	0-0	0	0	0	K. Greene	1	0	1	0-0	0-0	0	0	0
B. Maxie	3	1	2	0-0	0-0	0	0	0	Total	55	37	18	2-17	3-122	8	0	0

NFC CHAMPIONSHIP
GREEN BAY 30 – CAROLINA 13

January 12, 1997
Lambeau Field • Green Bay, WI

WEATHER: Cold and Windy, 3°, Wind W 10 mph - ATTENDANCE: 60,216 - TIME: 3:04

On a day with wind chill temperatures at more than 20 below zero, the Carolina Panthers surrendered 17 second-quarter points and 479 yards of total offense to the Green Bay Packers and fell one game short of the Super Bowl, 30-13.

The Panthers got ahead early following a Sam Mills interception at the Green Bay 12, which was returned to the two. Kerry Collins found fullback Howard Griffith all alone in the end zone two plays later for a 7-0 Carolina lead.

After Brett Favre drove the Packers for their first touchdown, the Panthers replied with a John Kasay 22-yard field goal following a Lamar Lathon recovery of a Favre fumble. The Packers came

back with a touchdown and a field goal before the half, however, and held a 17-10 advantage at the break.

Both teams traded field goals to open the second half before a Dorsey Levens 66-yard reception off a screen set up a Packers touchdown. A Packers fourth-quarter field goal following a Panthers fumble supplied the 30-13 margin.

Mills led the defense with 14 tackles and an interception while Collins completed 19 of 37 passes for 215 yards, with a touchdown and two interceptions. Willie Green led all Panthers in receiving with 51 yards on five receptions.

OFFICIALS

Referee — Bob McElwee (95) Umpire — Bob Boylston (101) Head Linesman — Tony Veteri (52) Line Judge — Ron Baynes (56)
Field Judge — Bobby Skelton (73) Side Judge — Dean Look (49) Back Judge — Al Jury (106) Replay — Carey (94), Dawson (70)

STARTING LINEUPS

Carolina Panthers						Green Bay Packers					
Offense			Defense			Offense			Defense		
WR	86	W. Green	LDE	93	M. Fox	WR	86	A. Freeman	LE	92	R. White
LT	66	M. Campbell	NT	71	G. Kragen	LT	64	B. Wilkerson	T	71	S. Dotson
LG	52	M. Elliott	RDE	98	G. Williams	LG	73	A. Taylor	NT	93	Gi. Brown
C	65	F. Garcia	LOLB	91	K. Greene	C	52	F. Winters	RE	96	S. Jones
RG	75	G. Skrepenak	LILB	51	S. Mills	RG	63	A. Timmerman	LOLB	59	W. Simmons
RT	76	N. Garrido	RILB	54	C. Bailey	RT	72	E. Dotson	MLB	54	R. Cox
TE	85	W. Walls	ROLB	57	L. Lathon	TE	89	M. Chmura	ROLB	51	B. Williams
WR	83	M. Carrier	LCB	25	E. Davis	WR	84	A. Rison	LCB	21	C. Newsome
QB	12	K. Collins	RCB	38	T. Poole	QB	4	B. Favre	RCB	33	D. Evans
RB	23	A. Johnson	SS	39	B. Maxie	RB	34	E. Bennett	SS	36	L. Butler
FB	30	H. Griffith	FS	40	P. Terrell	FB	30	W. Henderson	FS	41	E. Robinson

CAROLINA SUBSTITUTIONS: P 3 R. Stark, PK 4 J. Kasay, RB 20 W. Oliver, S 27 D. Pieri, CB 31 R. Smith, S 37 C. Cota, CB 41 T. Cook, FB 43 S. Greene, LB 50 D. Bickett, LB 56 M. Baker, LB 58 A. Royal, C 63 M. Rodenhauer, C 64 C. Whitley, DE 69 L. Miller, T 78 B. Brockermeyer, WR 80 D. Stone, WR 81 R. Ismail, WR 82 M. Bates, WR 87 M. Muhammad, TE 88 W. Rasby, DE 95 M. Thomas. DID NOT PLAY: QB 7 S. Beuerlein, CB 29 S. Lofton. INACTIVE: QB 11 J. Barker, CB 26 E. McDaniel, RB 32 D. Philyaw, G 67 B. Hayes, T 74 M. Dennis, WR 84 B. Wiggins, TE 89 S. Tucker, NT 90 E. Philion.

		1	2	3	4	OT	TOTAL	FIELD GOALS (made() & missed)	
VISITOR	Carolina Panthers	7	3	3	0	-	13	C. Jacke 46S (31) (32) (28)	
HOME	Green Bay Packers	0	17	10	3	-	30	J. Kasay (22) (23)	

Team	Qtr	Clock Time	PLAY DESCRIPTION (Extra Point) (Drive Info)	SCORE	
				Visitor	Home
PANTHERS	1	5:10	H. Griffith 3 yd. pass from K. Collins (J. Kasay kick) (2-2, 0:27)	7	0
PACKERS	2	14:54	D. Levens 29 yd. pass from B. Favre (C. Jacke kick) (4-73, 1:43)	7	7
PANTHERS	2	8:40	J. Kasay 22 yd. Field Goal (7-41, 3:17)	10	7
PACKERS	2	0:48	A. Freeman 6 yd. pass from B. Favre (C. Jacke kick) (15-71, 7:52)	10	14
PACKERS	2	0:10	C. Jacke 31 yd. Field Goal (4-48, 0:25)	10	17
PACKERS	3	8:16	C. Jacke 32 yd. Field Goal (11-73, 6:44)	10	20
PANTHERS	3	3:23	J. Kasay 23 yd. Field Goal (11-73, 4:53)	13	20
PACKERS	3	1:58	E. Bennett 4 yd. run (C. Jacke kick) (3-74, 1:25)	13	27
PACKERS	4	10:02	C. Jacke 28 yd. Field Goal (7-80, 1:43)	13	30

FINAL INDIVIDUAL STATISTICS

Carolina Panthers										Green Bay Packers											
RUSHING	ATT	YDS	AVG	LG	TD					RUSHING	ATT	YDS	AVG	LG	TD						
A. Johnson	11	31	2.8	7	0					E. Bennett	25	99	4.0	13	1						
W. Oliver	2	15	7.5	11	0					D. Levens	10	88	8.8	35	0						
K. Collins	1	-1	-1.0	-1	0					B. Favre	5	14	2.8	5	0						
										J. McMahon	4	0	0.0	0	0						
										W. Henderson	1	0	0.0	0	0						
Total	14	45	3.2	11	0					Total	45	201	4.5	35	1						
PASSING	ATT	CMP	YDS SK/YD	TD	LG	IN					PASSING	ATT	CMP	YDS SK/YD	TD	LG	IN				
K. Collins	37	19	215 2/9	1	27	2					B. Favre	29	19	292 1/14	2	66	1				
Total	37	19	215 2/9	1	27	2					Total	29	19	292 1/14	2	66	1				
PASS RECEIVING	NO	YDS	AVG	LG	TD					PASS RECEIVING	NO	YDS	AVG	LG	TD						
W. Green	5	51	10.2	19	0					D. Levens	5	117	23.4	66	1						
M. Carrier	4	65	16.3	27	0					A. Freeman	4	43	10.8	25	1						
H. Griffith	4	23	5.8	9	1					A. Rison	3	53	17.7	23	0						
W. Walls	3	33	11.0	20	0					K. Jackson	3	30	10.0	19	0						
R. Ismail	1	24	24.0	24	0					E. Bennett	2	5	2.5	5	0						
A. Johnson	1	14	14.0	14	0					D. Beebe	1	29	29.0	29	0						
W. Oliver	1	5	5.0	5	0					M. Chmura	1	15	15.0	15	0						
Total	19	215	11.3	27	1					Total	19	292	15.4	66	2						
INTERCEPTIONS	NO	YDS	AVG	LG	TD					INTERCEPTIONS	NO	YDS	AVG	LG	TD						
S. Mills	1	10	10.0	10	0					C. Newsome	1	35	35.0	35	0						
										T. Williams	1	0	0.0	0	0						
Total	1	10	10.0	10	0					Total	2	35	17.5	35	0						
PUNTING	NO	YDS	AVG	TB	IN20	LG					PUNTING	NO	YDS	AVG	TB	IN20	LG				
R. Stark	5	180	36.0	1	1	42					C. Henrich	2	72	36.0	1	0	40				
Total	5	180	36.0	1	1	42					Total	2	72	36.0	1	0	40				
PUNT RETURNS	NO	YDS	AVG	FC	LG	TD					PUNT RETURNS	NO	YDS	AVG	FC	LG	TD				
W. Oliver	1	4	4.0	0	4	0					D. Howard	1	3	3.0	0	3	0				
[TOUCHBACK]	1	0	0.0	0	0	0					M. Prior	0	0	0.0	1	0	0				
											[DOWNED]	1	0	0.0	0	0	0				
											[OUT OF BOUNDS]	1	0	0.0	0	0	0				
											[TOUCHBACK]	1	0	0.0	0	0	0				
Returns	1	4	4.0	0	4	0					Returns	1	3	3.0	1	3	0				
KICKOFF RETURNS	NO	YDS	AVG	FC	LG	TD					KICKOFF RETURNS	NO	YDS	AVG	FC	LG	TD				
M. Bates	4	59	14.8	0	21	0					D. Howard	4	104	26.0	0	49	0				
S. Greene	1	14	14.0	0	14	0															
W. Oliver	1	13	13.0	0	13	0															
M. Baker	1	0	0.0	0	0	0															
Returns	7	86	12.3	0	21	0					Returns	4	104	26.0	0	49	0				
FUMBLES	Fum	Own Rec.	Yds	TD	FF	Opp. Rec.	Yds	TD	Out Bnds	FUMBLES	Fum	Own Rec.	Yds	TD	FF	Opp. Rec.	Yds	TD	Out Bnds		
L. Lathion	0	0	0	0	0	1	0	0	0	B. Favre	1	0	0	0	0	0	0	0	0		
B. Maxie	0	0	0	0	1	0	0	0	0	D. Levens	1	1	0	0	1	0	0	0	0		
W. Green	1	0	0	0	0	0	0	0	1	D. Evans	0	0	0	0	1	0	0	0	0		
A. Johnson	1	0	0	0	0	0	0	0	0	Gi Brown	0	0	0	0	0	1	0	0	0		
										L. Butler	0	0	0	0	0	1	0	0	0		
Total	2	1	0	0	1	1	0	0	1	Total	2	1	0	0	2	1	0	0	0		

FINAL TEAM STATISTICS

	VISITOR PANTHERS		HOME PACKERS			VISITOR PANTHERS		HOME PACKERS	
TOTAL FIRST DOWNS	12	22	TOTAL RETURN YARDAGE (Not Including Kickoffs)			14	38		
By Rushing	1	10	No. and Yards Punt Returns			1-4	1-3		
By Passing	11	12	No. and Yards Kickoff Returns			7-86	4-104		
By Penalty	0	0	No. and Yards Interception Returns			1-10	2-35		
THIRD DOWN EFFICIENCY	5-13-38%	9-17-53%	PENALTIES Number and Yards			4-25	5-45		
FOURTH DOWN EFFICIENCY	0-0-0%	1-1-100%	FUMBLES Number and Lost			2-1	2-1		
TOTAL NET YARDS	251	479	TOUCHDOWNS			1	3		
Total Offensive Plays (inc. times thrown passing)	53	75	Rushing			0	1		
Average gain per offensive play	4.7	6.4	Passing			1	2		
NET YARDS RUSHING	45	201	EXTRA POINTS Made-Attempts			1-1	3-3		
Total Rushing Plays	14	45	Kicking Made-Attempts			1-1	3-3		
Average gain per rushing play	3.2	4.5	FIELD GOALS Made-Attempts			2-2	3-4		
NET YARDS PASSING	206	278	SAFETIES			0	0		
Times thrown – yards lost attempting to pass	2-9	1-14	FINAL SCORE			13	30		
Gross yards passing	215	292	TIME OF POSSESSION			21:57	38:03		
PASS ATTEMPTS-COMPLETIONS-HAD INTERCEPTED	37-19-2	29-19-1							
Average gain per pass play (inc. # thrown passing)	5.3	9.3							
KICKOFFS Number-In End Zone-Touchbacks	4-0-0	7-0-0							
PUNTS Number and Average	5-36	2-36							
Had Blocked	0	0							
FGs – PATs Had Blocked	0-0	0-0							

NFC WILD CARD PLAYOFFS
CAROLINA 29 – DALLAS 10

January 3, 2004
Ericsson Stadium • Charlotte, NC

WEATHER: Partly Cloudy, 63°, Wind SSW 9 mph - ATTENDANCE: 72,324 - TIME: 2:56

Behind a dominating defense, Carolina defeated the Dallas Cowboys, 29-10, at Ericsson Stadium to reach the second-round of the playoffs for the first time since the 1996 season. The Panthers held the Cowboys to 204 yards of total offense while not committing any penalties or turnovers.

Quarterback Jake Delhomme completed 18-of-29 passes for 273 yards and a touchdown, running back Stephen Davis rushed 26 times for 104 yards, wide receiver Steve Smith caught five passes for 135 yards and a touchdown, and kicker John Kasay converted on all five of his field goal attempts.

On Carolina's third play from scrimmage, Delhomme hit Smith in the flat, and Smith raced 70 yards to the Cowboys one-yard line. Four plays later, Kasay booted his first field goal from 18 yards out, and the Panthers never looked back.

Carolina took advantage of field position later in the first quarter as Kasay made his second field goal, this time from 38 yards,

to give the Panthers a 6-0 lead. In the second quarter, Carolina started another drive in Dallas territory, and Davis rambled 23 yards for a touchdown to give the Panthers a 13-0 lead.

Cowboys kicker Billy Cundiff put Dallas on the board with a 37-yard field goal late in the second quarter. Carolina got one more field goal from Kasay to close out the first half leaving the score 16-3 at the break.

The Panthers added a 32-yard Delhomme-to-Smith touchdown pass and Kasay's fourth field goal to stretch the lead to 26-3 before Dallas answered with a nine-yard touchdown run by quarterback Quincy Carter. Kasay's fifth field goal with 3:12 remaining provided the final margin.

Panthers middle linebacker Dan Morgan led the defense with 12 tackles, while Al Wallace, Kris Jenkins and Reggie Howard contributed a sack a piece. Davis posted his eighth 100-yard rushing game of the season.

OFFICIALS

Referee — Walt Coleman (65) Umpire — Butch Hannah (40) Head Linesman — Paul Weidner (87) Line Judge — Ron Phares (10)
Field Judge — Scott Steenson (88) Side Judge — Dave Wyant (16) Back Judge — Perry Paganelli (46) Replay — Ted Campbell

STARTING LINEUPS

Dallas Cowboys						Carolina Panthers					
Offense			Defense			Offense			Defense		
WR	84	J. Galloway	LDE	98	G. Ellis	WR	87	M. Muhammad	LDE	90	J. Peppers
TE	82	J. Witten	LDT	99	W. Blade	LT	81	T. Steussie	LDT	99	B. Buckner
LT	76	F. Adams	RDT	97	L. Glover	LG	78	J. James	RDT	77	K. Jenkins
LG	73	L. Allen	RDE	96	E. Ekuban	C	60	J. Mitchell	RDE	93	M. Rucker
C	68	M. Lehr	SLB	51	A. Singleton	RG	65	K. Donnalley	SLB	53	G. Favors
RG	65	A. Gurode	MLB	59	D. Nguyen	RT	69	J. Gross	MLB	55	D. Morgan
RT	78	K. Vollers	WLB	52	D. Coakley	TE	84	J. Wiggins	WLB	54	W. Witherspoon
TE	86	D. Campbell	LCB	41	T. Newman	WR	89	S. Smith	LCB	24	R. Manning
WR	83	T. Glenn	RCB	27	M. Edwards	QB	17	J. Delhomme	RCB	23	R. Howard
QB	17	Q. Carter	SS	28	D. Woodson	FB	45	B. Hoover	SS	30	M. Minter
RB	42	T. Hambrick	FS	31	R. Williams	RB	48	S. Davis	FS	27	D. Grant

CAROLINA SUBSTITUTIONS: K 4 J. Kasay, P 10 T. Sauerbrun, RB 20 D. Foster, CB 21 T. Cousin, S 28 C. Branch, CB 29 D. Wesley, RB 32 R. Smart, RB 37 N. Goings, S 40 J. Cooper, LB 50 V. Ciurciu, LB 52 B. Allen, LB 56 J. Kyle, LB 57 L. Towns, T 71 M. Willig, G 72 B. Nelson, WR 81 R. Proehl, WR 85 K. Dyson, TE 86 K. Mangum, WR 88 K. Hankton, DE 96 A. Wallace, DE 97 K. Rasmussen, DT 98 S. Burton. DID NOT PLAY: QB 9 R. Peete INACTIVE: QB 16 C. Weinke, CB 31 W. Hampton, S 42 T. Tillman, TE 47 M. Battaglia, OL 76 T. Reyes, G 79 D. Brzezinski, DT 94 K. Moorehead.

		1	2	3	4	OT	TOTAL	FIELD GOALS (made() & missed)	
VISITOR	Dallas Cowboys	0	3	0	7	—	10	B. Cundiff (37)	
HOME	Carolina Panthers	6	10	7	6	—	29	J. Kasay (18) (38) (19) (32) (34)	
Team	Qtr	Clock Time	PLAY DESCRIPTION (Extra Point) (Drive Info)					SCORE	
								Visitor	Home
PANTHERS	1	8:40	J. Kasay 18 yd. Field Goal (7-77, 3:47)					0	3
PANTHERS	1	1:02	J. Kasay 38 yd. Field Goal (7-21, 1:57)					0	6
PANTHERS	2	6:10	S. Davis 23 yd. run (J. Kasay kick) (8-51, 3:49)					0	13
COWBOYS	2	1:12	B. Cundiff 37 yd. Field Goal (10-59 4:58)					3	13
PANTHERS	2	0:01	J. Kasay 19 yd. Field Goal (6-71, 1:11)					3	16
PANTHERS	3	9:44	S. Smith 32 yd. pass from J. Delhomme (J. Kasay kick) (4-63,1:28)					3	23
PANTHERS	4	12:45	J. Kasay 32 yd. Field Goal (10-46, 5:43)					3	26
COWBOYS	4	7:36	Q. Carter 9 yd. run (B. Cundiff kick) (9-47, 5:09)					10	26
PANTHERS	4	3:12	J. Kasay 34 yd. Field Goal (4--5, 1:47)					10	29

FINAL INDIVIDUAL STATISTICS

Dallas Cowboys										Carolina Panthers									
RUSHING										RUSHING									
	ATT	YDS	AVG	LG	TD						ATT	YDS	AVG	LG	TD				
T. Hambrick	8	29	3.6	16	0					S. Davis	26	104	4.0	23†	1				
Q. Carter	4	25	6.3	9†	1					M. Muhammad	1	6	6.0	6	0				
R. Anderson	6	18	3.0	5	0					B. Hoover	1	1	1.0	1	0				
										D. Foster	4	-2	-0.5	3	0				
										J. Delhomme	2	-2	-1.0	-1	0				
Total	18	72	4.0	16	1					Total	34	107	3.1	23†	1				
PASSING										PASSING									
	ATT	CMP	YDS	SK/YD	TD	LG	IN	RTG.			ATT	CMP	YDS	SK/YD	TD	LG	IN	RTG.	
Q. Carter	36	21	154	3/22	0	28	1	56.9	J. Delhomme	29	18	273	1/0	1	70	0	104.5		
Total	36	21	154	3/22	0	28	1	56.9	Total	29	18	273	1/0	1	70	0	104.5		
PASS RECEIVING										PASS RECEIVING									
		YDS	AVG	LG	TD						NO	YDS	AVG	LG	TD				
R. Anderson	7	20	2.9	12	0					S. Smith	5	135	27.0	70	1				
J. Galloway	4	59	14.8	28	0					M. Muhammad	4	103	25.8	57	0				
T. Glenn	4	38	9.5	21	0					B. Hoover	2	13	6.5	7	0				
J. Witten	4	30	7.5	12	0					D. Foster	2	12	6.0	12	0				
A. Bryant	1	4	4.0	4	0					J. Wiggins	2	1	0.5	6	0				
T. Hambrick	1	3	3.0	3	0					R. Proehl	1	7	7.0	7	0				
										S. Davis	1	2	2.0	2	0				
										K. Mangum	1	0	0.0	0	0				
Total	21	154	7.3	28	0					Total	18	273	15.2	70	1				
INTERCEPTIONS										INTERCEPTIONS									
	NO	YDS	AVG	LG	TD						NO	YDS	AVG	LG	TD				
Total	0	0	0.0	0	0					J. Peppers	1	34	34.0	34	0				
										Total	1	34	34.0	34	0				
PUNTING										PUNTING									
	NO	YDS	AVG	TB	IN20	LG					NO	YDS	AVG	TB	IN20	LG			
T. Gowan	7	252	38.0	0	1	51				T. Sauerbrun	5	242	48.4	1	0	59			
Total	7	252	38.0	0	1	51				Total	5	242	48.4	1	0	59			
PUNT RETURNS										PUNT RETURNS									
	NO	YDS	AVG	FC	LG	TD					NO	YDS	AVG	FC	LG	TD			
J. Galloway	4	22	5.5	0	10	0				S. Smith	3	13	4.3	1	7	0			
(TOUCHBACK)	1	0	0.0	0	0	0				(DOWNED)	2	0	0.0	0	0	0			
										(OUT OF BOUNDS)	1	0	0.0	0	0	0			
Returns	4	22	5.5	0	10	0				Returns	3	13	4.3	1	7	0			
KICKOFF RETURNS										KICKOFF RETURNS									
	NO	YDS	AVG	FC	LG	TD					NO	YDS	AVG	FC	LG	TD			
M. Bates	7	172	24.6	0	41	0				R. Smart	2	48	24.0	0	26	0			
T. Walter	1	7	7.0	0	7	0				S. Smith	1	11	11.0	0	11	0			
Returns	8	179	22.4	0	41	0				Returns	3	59	19.7	0	26	0			
FUMBLES										FUMBLES									
	Fum	Own Rec.	Yds	TD	FF	Opp. Rec.	Yds	TD	Out Bnds		Fum	Own Rec.	Yds	TD	FF	Opp. Rec.	Yds	TD	Out Bnds
R. Anderson	1	0	0	0	0	0	0	0	0	M. Muhammad	1	1	0	0	0	0	0	0	0
R. Williams	0	0	0	0	1	0	0	0	0	W. Witherspoon	0	0	0	0	1	0	0	0	0
										M. Minter	0	0	0	0	1	0	0	0	0
Total	1	0	0	0	1	0	0	0	0	Total	1	1	0	0	1	0	0	0	0
VISITOR COWBOYS										VISITOR COWBOYS									
HOME PANTHERS										HOME PANTHERS									
TOTAL FIRST DOWNS										FGs – PATs Had Blocked									
By Rushing										Net punting average									
By Passing										TOTAL RETURN YARDAGE (Not Including Kickoffs)									
By Penalty										No. and Yards Punt Returns									
THIRD DOWN EFFICIENCY										No. and Yards Kickoff Returns									
FOURTH DOWN EFFICIENCY										No. and Yards Interception Returns									
TOTAL NET YARDS										PENALTIES Number and Yards									
Total Offensive Plays (inc. times thrown passing)										FUMBLES Number and Lost									
Average gain per offensive play										TOUCHDOWNS									
NET YARDS RUSHING										Rushing									
Total Rushing Plays										Passing									
Average gain per rushing play										EXTRA POINTS Made-Attempts									
Tackles for a loss – number and yards										Kicking Made-Attempts									
NET YARDS PASSING										FIELD GOALS Made-Attempts									
Times thrown – yards lost attempting to pass										RED ZONE EFFICIENCY									
Gross yards passing										GOAL TO GO EFFICIENCY									
PASS ATTEMPTS-COMPLETIONS-HAD INTERCEPTED										SAFETIES									
Average gain per pass play (inc. # thrown passing)										FINAL SCORE									
KICKOFFS Number-In End Zone-Touchbacks										TIME OF POSSESSION									
PUNTS Number and Average																			
Had Blocked																			

NFC DIVISIONAL PLAYOFFS
CAROLINA 29 – ST. LOUIS 23 (2 OT)

January 10, 2004
Edward Jones Dome • St. Louis, MO

WEATHER: Played Indoors on Artificial Turf - ATTENDANCE: 66,165 - TIME: 4:06

The Panthers defeated the host St. Louis Rams 29-23 in double overtime at the Edward Jones Dome to earn their second trip to the NFC Championship Game. Steve Smith took a pass from Jake Delhomme and sprinted to a game-winning touchdown to close out the game, the fifth-longest in NFL history and the longest ever for the Panthers.

The Carolina defense held the Rams to two field goals in the first half before Panthers wide receiver Muhsin Muhammad recovered a deflected lateral by Delhomme in the end zone for a touchdown. Each team added a field goal each to give the Panthers a one-point lead at the half, 10-9.

The Panthers built an 11-point lead in the fourth quarter off a Brad Hoover touchdown and John Kasay field goal, but the Rams scored 11 points in the last 2:39 of regulation to force overtime.

The Panthers took the opening drive of overtime to the St. Louis 22-yard line, but a delay-of-game penalty canceled Kasay's successful 40-yard field goal. Kasay then missed the second attempt three plays later from 45 yards out.

The Rams drove to the Carolina 35-yard line on their first possession in overtime, but kicker Jeff Wilkins, who had already made five field goals, was inches short on a 53-yard attempt.

The Rams then drove to the Panthers 38-yard line on their ensuing possession when cornerback Ricky Manning Jr. outwrestled Rams receiver Torry Holt for the ball and came down with the interception.

Facing third-and-14 from their own 31-yard line on the first play of the second overtime, Delhomme hit Smith on a slant pattern for 69 yards and the game-winning points.

The Panthers outgained the Rams 485 yards to 380, including 216 to 64 in rushing yardage. They won the time of possession battle 41:06 to 34:04 and held the Rams to just six possessions and 12 points through the first three quarters.

Delhomme completed 16-of-26 passes for 290 yards, with one touchdown and one interception for a quarterback rating of 96.6. Running back DeShaun Foster stepped in for an injured Stephen Davis, who left the game in the second quarter, and contributed 95 yards on 21 carries.

Referee — Mike Carey (94) Umpire — Carl Paganelli (124) Head Linesman — Tony Veteri (36) Line Judge — Gary Arthur (108)
Field Judge — Bill Lovett (98) Side Judge — Laird Hayes (125) Back Judge — Tony Steratore (112) Replay — Al Hynes

STARTING LINEUPS

Carolina Panthers

Offense		Defense	
WR	87 M. Muhammad	LDE	90 J. Peppers
LT	75 T. Steussie	LDT	99 B. Buckner
LG	78 J. James	RDT	77 K. Jenkins
C	60 J. Mitchell	RDE	93 M. Rucker
RG	65 K. Donnalley	SLB	53 G. Favors
RT	69 J. Gross	MLB	55 D. Morgan
TE	86 K. Mangum	WLB	54 W. Witherspoon
WR	89 S. Smith	LCB	24 R. Manning
QB	17 J. Delhomme	RCB	23 R. Howard
WR	81 R. Proehl	SS	30 M. Minter
RB	48 S. Davis	FS	27 D. Grant

St. Louis Rams

Offense		Defense	
WR	81 T. Holt	LE	92 M. Strahan
LT	76 O. Pace	LT	97 C. Griffint
LG	67 A. McCollum	RT	75 K. Hamilton
C	64 D. Wohlabough	RE	99 K. Washington
RG	62 A. Timmerman	SLB	53 S. Short
RT	68 K. Turley	MLB	58 M. Barrow
TE	86 V. Shiancoe	WLB	55 D. Jones
WR	85 D. Tyree	LCB	31 I Charlton
QB	3 J. Palmer	RCB	41 F. Walker
RB	21 T. Barber	SS	37 J. Harris
FB	20 J. Finn	FS	23 O Stoutmire

CAROLINA SUBSTITUTIONS: K 4 J. Kasay, P 10 T. Sauerbrun, RB 20 D. Foster, CB 21 T. Cousin, S 28 C. Branch, CB 29 D. Wesley, RB 32 R. Smart, RB 37 N. Goings, S 42 T. Tillman, FB 45 B. Hoover, LB 50 V. Ciurciu, LB 52 B. Allen, LB 56 J. Kyle, LB 57 L. Towns, T 71 M. Willig, G 72 B. Nelson, TE 84 J. Wiggins, WR 85 K. Dyson, WR 88 K. Hankton, DE 96 A. Wallace, DE 97 K. Rasmussen, 98 S. Burton. DID NOT PLAY: QB 9 R. Peete. INACTIVE: QB 16 C. Weinke, CB 31 W. Hampton, S 40 J. Cooper, TE 47 M. Battaglia OL 76 T. Reyes, G 79 D. Brzezinski, WR 80 E. Baker, DT 94 K. Morehead,

		1	2	3	4	OT	TOTAL	FIELD GOALS (made/) & missed)	
VISITOR	Carolina Panthers	0	10	6	7	6	29	J. Kasay (45) (52) (34) 53LU 45WR	
HOME	St. Louis Rams	3	6	3	11	0	23	J. Wilkins (20) (26) (24) (51) (33) 53SH	
Team	Qtr	Clock Time	PLAY DESCRIPTION (Extra Point) (Drive Info)					SCORE	
RAMS	1	5:34	J. Wilkins 20 yd. Field Goal (11-81, 6:37)					0	3
RAMS	2	13:46	J. Wilkins 26 yd. Field Goal (6-17, 2:15)					0	6
PANTHERS	2	11:22	M. Muhammad fumble recovery in end zone (J. Kasay kick) (6-68, 2:04)					7	6
RAMS	2	6:58	J. Wilkins 24 yd. Field Goal (8-48, 4:24)					7	9
PANTHERS	2	1:07	J. Kasay 45 yd. Field Goal (9-32, 5:51)					10	9
RAMS	3	11:25	J. Wilkins 51 yd. Field Goal (8-42, 3:35)					10	12
PANTHERS	3	7:45	J. Kasay 52 yd. Field Goal (7-49, 3:40)					13	12
PANTHERS	3	0:43	J. Kasay 34 yd. Field Goal (13-64, 6:29)					16	12
PANTHERS	4	8:50	B. Hoover 7 yd. run (J. Kasay kick) (7-73, 4:18)					23	12
RAMS	4	2:39	M. Faulk 1 yd. run (M. Bulger-D. Looker pass) (15-57, 3:50)					23	20
RAMS	4	0:00	J. Wilkins 33 yd. Field Goal (5-43, 2:29)					23	23
PANTHERS	6	14:50	S. Smith 69 yd. pass from J. Delhomme (3-65, 1:11)					29	23

FINAL INDIVIDUAL STATISTICS

Carolina Panthers											St. Louis Rams										
RUSHING	ATT	YDS	AVG	LG	TD	RUSHING	ATT	YDS	AVG	LG	TD										
D. Foster	21	95	4.5	17	0	M. Faulk	19	53	2.8	8	1										
S. Davis	6	86	14.3	64	0	M. Bulger	4	11	2.8	7	0										
N. Goings	6	22	3.7	9	0																
B. Hoover	2	9	4.5	7	1																
S. Smith	1	7	7.0	7	0																
M. Muhammad	1	3	3.0	3	0																
J. Delhomme	4	-6	-1.5	2	0																
Total	41	216	5.3	64	1	Total	23	64	2.8	8	1										
PASSING	ATT	CMP	YDS	SK/YD	TD	LG	IN	RTG.	PASSING	ATT	CMP	YDS	SK/YD	TD	LG	IN	RTG.				
J. Delhomme	26	16	290	3/21	1	69	1	96.6	M. Bulger	46	27	332	2/16	0	28	3	53.9				
S. Smith	1	0	0	0/0	0	0	0	39.6													
Total	27	16	290	3/21	1	69	1	93.1	Total	46	27	332	2/16	0	28	3	53.9				
PASS RECEIVING	NO	YDS	AVG	LG	TD	PASS RECEIVING	NO	YDS	AVG	LG	TD										
S. Smith	6	163	27.2	69	1	M. Faulk	9	78	8.7	25	0										
M. Muhammad	5	70	14.0	24	0	I. Bruce	7	116	16.6	26	0										
B. Hoover	2	16	8.0	11	0	M. Furrey	4	30	7.5	10	0										
J. Wiggins	1	21	21.0	21	0	D. Looker	2	31	15.5	24	0										
N. Goings	1	12	12.0	12	0	T. Holt	2	21	10.5	13	0										
D. Foster	1	8	8.0	8	0	C. Cleeland	1	28	28.0	28	0										
						B. Manumaleuna	1	19	19.0	19	0										
						J. Goodspeed	1	9	9.0	9	0										
Total	16	290	18.1	69	1	Total	27	332	12.3	28	0										
INTERCEPTIONS	NO	YDS	AVG	LG	TD	INTERCEPTIONS	NO	YDS	AVG	LG	TD										
D. Grant	1	16	16.0	16	0	T. Polley	1	37	37.0	37	0										
R. Manning	1	0	0.0	0	0																
M. Minter	1	-1	-1.0	-1	0																
Total	3	15	5.0	16	0	Total	1	37	37.0	37	0										
PUNTING	NO	YDS	AVG	TB	IN20	LG	PUNTING	NO	YDS	AVG	TB	IN20	LG								
T. Sauerbrun	2	73	36.5	0	2	40	S. Landeta	1	46	46.0	0	0	46								
Total	2	73	36.5	0	2	40	Total	1	46	46.0	0	0	46								
PUNT RETURNS	NO	YDS	AVG	FC	LG	TD	PUNT RETURNS	NO	YDS	AVG	FC	LG	TD								
S. Smith	0	0	0.0	1	0	0	D. Looker	0	0	0.0	1	0	0								
							M. Furrey	0	0	0.0	1	0	0								
Returns	0	0	0.0	1	0	0	Returns	0	0	0.0	2	0	0								
KICKOFF RETURNS	NO	YDS	AVG	FC	LG	TD	KICKOFF RETURNS	NO	YDS	AVG	FC	LG	TD								
R. Smart	5	123	24.6	0	30	0	A. Harris	5	124	24.8	0	33	0								
B. Hoover	1	19	19.0	0	19	0	(TOUCHBACK)	1	0	0.0	0	0	0								
Returns	6	142	23.7	0	30	0	Returns	5	124	24.8	0	33	0								
FUMBLES	Fum	Own Rec.	Yds	TD	FF	Opp. Rec.	Yds	TD	Bnds	FUMBLES	Fum	Own Rec.	Yds	TD	FF	Opp. Rec.	Yds	TD	Bnds		
J. Delhomme	1	0	0	0	0	0	0	0	0	L. Little	0	0	0	0	1	0	0	0	0		
M. Muhammad	0	1	0	1	0	0	0	0	0	Total	0	0	0	0	1	0	0	0	0		
Total	1	1	0	1	0	0	0	0	0												

FINAL TEAM STATISTICS

TOTAL FIRST DOWNS	24	23	FGs – PATs Had Blocked	0-0	0-0
By Rushing	10	4	Net punting average	36.5	46.0
By Passing	12	17	TOTAL RETURN YARDAGE (Not Including Kickoffs)	15	37
By Penalty	2	2	No. and Yards Punt Returns	0-0	0-0
THIRD DOWN EFFICIENCY	9-17-53%	5-13-38%	No. and Yards Kickoff Returns	6-142	5-124
FOURTH DOWN EFFICIENCY	0-0-0%	1-1-100%	No. and Yards Interception Returns	3-15	1-37
TOTAL NET YARDS	485	380	PENALTIES Number and Yards	13-92	5-33
Total Offensive Plays (inc. times thrown passing)	71	71	FUMBLES Number and Lost	1-0	0-0
Average gain per offensive play	6.8	5.4	TOUCHDOWNS	3	1
NET YARDS RUSHING	216	64	Rushing	1	1
Total Rushing Plays	41	23	Passing	1	0
Average gain per rushing play	5.3	2.8	Fumbles	1	0
Tackles for a loss – number and yards	8-23	1-1	EXTRA POINTS Made-Attempts	2-2	1-1
NET YARDS PASSING	269	316	Kicking Made-Attempts	2-2	0-0
Times thrown – yards lost attempting to pass	3-21	2-16	Passing Made-Attempts	0-0	1-1
Gross yards passing	290	332	FIELD GOALS Made-Attempts	3-5	5-6
PASS ATTEMPTS-COMPLETIONS-HAD INTERCEPTED	27-16-1	46-27-3	RED ZONE EFFICIENCY	2-3-67%	1-5-20%
Average gain per pass play (inc. # thrown passing)	9.0	6.6	GOAL TO GO EFFICIENCY	2-2-100%	1-2-50%
KICKOFFS Number-In End Zone-Touchbacks	6-1-1	7-2-0	SAFETIES	0	0
PUNTS Number and Average	2-36.5	1-46.0	FINAL SCORE	29	23
Had Blocked	0	0	TIME OF POSSESSION	41:06	34:04

DEFENSIVE STATISTICS (based on coaches' film review)

Player	TT	S	A	S-yds	I-yds	PD	FF	FR	Player	TT	S	A	S-yds	I-yds	PD	FF	FR
M. Minter	13	10	3	0-0	1-1	0	0	0	M. Rucker	3	2	1	0-0	0-0	0	0	0
D. Grant	11	7	4	0-0	1-16	1	0	0	G. Favors	3	2	1	1-6	0-0	0	0	0
R. Howard	8	6	2	0-0	0-0	0	0	0	K. Jenkins	2	2	0	0-0	0-0	0	0	0
R. Manning	8	5	3	0-0	1-0	1	0	0	S. Burton	2	2	0	0-0	0-0	0	0	0
D. Morgan	8	4	4	0-0	0-0	0	0	0	D. Wesley	2	2	0	0-0	0-0	0	0	0
J. Peppers	6	4	2	1-10	0-0	2	0	0	B. Allen	1	1	0	0-0	0-0	0	0	0
B. Buckner	5	4	1	0-0	0-0	1	0	0	Total	81	54	27	2-16	3-15	5	0	0
T. Cousin	5	1	4	0-0	0-0	0	0	0									
W. Witherspoon	4	2	2	0-0	0-0	0	0	0									

NFC CHAMPIONSHIP
CAROLINA 14 – PHILADELPHIA 3

January 18, 2004
Lincoln Financial Field • Philadelphia, PA

WEATHER: Mostly Cloudy, 33°, Wind WNW 19 mph - ATTENDANCE: 67,862 - TIME: 2:58

In just their ninth season of existence, the Panthers claimed a bid to Super Bowl XXXVIII by defeating the Philadelphia Eagles 14-3 at Lincoln Financial Field in the NFC Championship game. Carolina took advantage of four interceptions, three by rookie cornerback Ricky Manning, to hold the Philadelphia offense to only one field goal.

The first quarter was scoreless as both teams punted twice. Early in the second quarter, a Carolina fumble was recovered by Jermaine Wiggins to gain the first down and allow the Panthers to continue what would be the first scoring drive of the game.

On first-and-10 from the Philadelphia 24-yard line, Delhomme hit wide receiver Muhsin Muhammad in the end zone for the score. A John Kasay PAT kick gave the Panthers a 7-0 lead.

The Eagles answered with a 14-play, 44-yard drive that culminated with a 41-yard field goal by David Akers. The Eagles were driving again in the final two minutes of the half when Manning grabbed his first interception.

On the opening drive of the second half, the Eagles drove to the

Panthers 18-yard line, but Manning again came up with the big play, intercepting Donovan McNabb at the 14-yard line.

A hit by Mike Minter on Eagles wide receiver James Thrash enabled Manning to record his third interception and put the Panthers in position for their final score. With 4:18 remaining in the third quarter, running back DeShaun Foster produced the game's second touchdown, breaking five tackles and reaching over the goal line on a one-yard run.

The Eagles went three-and-out on their final two possessions of the third quarter, and their final threat ended midway through the fourth quarter when backup quarterback Koy Detmer, who replaced an injured McNabb, was intercepted by Dan Morgan at the Carolina 11-yard line to thwart the Eagles final significant scoring opportunity.

Morgan led Carolina with 13 tackles and one interception while Brentson Buckner contributed 1.5 sacks. Running back Stephen Davis added 76 yards on 19 carries as the Panthers rushed for a total of 155 yards.

OFFICIALS

Referee — Bernie Kukar (86) Umpire — Bill Schuster (129) Head Linesman — Mark Baltz (26) Line Judge — Tom Barnes (55)
Field Judge — Steve Zimmer (33) Side Judge — Tom Hill (97) Back Judge — Jim Howey (37) Replay — Dean Blandino

STARTING LINEUPS

Carolina Panthers						Philadelphia Eagles					
Offense			Defense			Offense			Defense		
WR	87	M. Muhammad	LDE	90	J. Peppers	WR	87	T. Pinkston	LDE	98	B. Whiting
LT	75	T. Steussie	LDT	99	B. Buckner	LT	72	T. Thomas	LDT	90	C. Simon
LG	78	J. James	RDT	77	K. Jenkins	LG	76	J. Welbourn	RDT	97	D. Walker
C	60	J. Mitchell	RDE	93	M. Rucker	C	63	H. Fraley	RDE	94	N.D. Kalu
RG	65	K. Donnalley	CB	21	T. Cousin	RG	66	B. Williams	WILL	54	N.Wayne
RT	69	J. Gross	MLB	55	D. Morgan	RT	69	J. Runyan	MLB	53	M.Simoneau
TE	86	K. Mangum	WLB	54	W. Witherspoon	TE	89	C. Lewis	SAM	58	Ik. Reese
WR	89	S. Smith	LCB	24	R. Manning	WR	80	J. Thrash	LCB	23	T. Vincent
QB	17	J. Delhomme	RCB	23	R. Howard	RB	34	R. Mahe	RCB	21	B. Taylor
TE	84	J. Wiggins	SS	30	M. Minter	RB	22	D. Staley	SS	32	M. Lewis
RB	48	S. Davis	FS	27	D. Grant	QB	5	D. McNabb	FS	20	B. Dawkins

CAROLINA SUBSTITUTIONS: K 4 J. Kasay, P 10 T. Sauerbrun, RB 20 D. Foster, S 28 C. Branch, CB 29 D. Wesley, RB 32 R. Smart, RB 37 N. Goings, S 40 J. Cooper, FB 45 B. Hoover, LB 50 V. Ciurciu, LB 52 B. Allen, LB 53 G. Favors, LB 56 J. Kyle, LB 57 L. Towns, T 71 M. Willig, G 72 B. Nelson, WR 81 R. Proehl, WR 85 K. Dyson, WR 88 K. Hankton, DE 96 A. Wallace, DE 97 K. Rasmussen, 98 S. Burton. DID NOT PLAY: QB 9 R. Peete. INACTIVE: QB 16 C. Weinke, CB 31 W. Hampton, S 42 T. Tillman, TE 47 M. Battaglia OL 76 T. Reyes, G 79 D. Brzezinski, WR 80 E. Baker, DT 94 K. Morehead.

		1	2	3	4	OT	TOTAL	FIELD GOALS (made() & missed)	
VISITOR	Carolina Panthers	0	7	7	0	-	14		
HOME	Philadelphia Eagles	0	3	0	0	-	3	J. Akers (41)	
Team	Qtr	Clock Time	PLAY DESCRIPTION (Extra Point) (Drive Info)				SCORE		
			Visitor	Home					
PANTHERS	2	10:12	M. Muhammad 24 yd. pass from J. Delhomme (J. Kasay kick) (8-79, 4:48)				7	0	
EAGLES	2	2:56	J. Akers 41 yd. Field Goal (14-44, 7:16)				0	3	
PANTHERS	3	4:11	D. Foster 1 yd. run (J. Kasay kick) (4-37, 2:07)				14	3	

FINAL INDIVIDUAL STATISTICS

Carolina Panthers										Philadelphia Eagles									
RUSHING	ATT	YDS	AVG	LG	TD					RUSHING	ATT	YDS	AVG	LG	TD				
S. Davis	19	76	4.0	15	0					D. Staley	13	79	6.1	18	0				
D. Foster	14	60	4.3	13	1					C. Buckhalter	11	48	4.4	9	0				
J. Delhomme	4	7	1.8	10	0					D. McNabb	2	10	5.0	7	0				
M. Muhammad	1	5	5.0	5	0														
R. Smart	1	5	5.0	5	0														
B. Hoover	1	2	2.0	2	0														
Total	40	155	3.9	15	1					Total	26	137	5.3	18	0				
PASSING	ATT	CMP	YDS	SK/YD	TD	LG	IN	RTG.		PASSING	ATT	CMP	YDS	SK/YD	TD	LG	IN	RTG.	
J. Delhomme	14	9	101	0/0	1	24	0	109.5		D. McNabb	22	10	100	4/28	0	23	3	19.3	
Total	14	9	101	0/0	1	24	0	109.5		K. Detmer	14	7	88	1/8	0	27	1	40.2	
										Total	36	17	188	5/36	0	27	4	23.6	
PASS RECEIVING		NO	YDS	AVG	LG	TD				PASS RECEIVING		NO	YDS	AVG	LG	TD			
S. Smith		3	26	8.7	15	0				C. Lewis		4	69	17.3	27	0			
M. Muhammad		2	39	19.5	24	1				F. Mitchell		4	38	9.5	12	0			
S. Davis		1	21	21.0	21	0				D. Staley		4	33	8.3	19	0			
B. Hoover		1	6	6.0	6	0				C. Buckhalter		2	26	13.0	23	0			
D. Foster		1	6	6.0	6	0				L. Smith		1	12	12.0	12	0			
N. Goings		1	3	3.0	3	0				J. Thrash		1	9	9.0	9	0			
Total		9	101	11.2	24	1				J. Ritchie		1	1	1.0	1	0			
										Total		17	188	11.1	27	0			
INTERCEPTIONS		NO	YDS	AVG	LG	TD				INTERCEPTIONS		NO	YDS	AVG	LG	TD			
R. Manning		1	5	5.0	13	0													
D. Morgan		1	-2	-2.0	-2	0													
Total		4	13	3.3	13	0				Total		0	0	0.0	0	0			
PUNTING		NO	YDS	AVG	TB	IN20	LG			PUNTING		NO	YDS	AVG	TB	IN20	LG		
T. Sauerbrun		7	283	40.7	1	2	59			D. Johnson		4	147	36.8	1	1	54		
J. Kasay		1	21	21.0	0	1	21			Total		4	147	36.8	1	1	54		
Total		8	306	38.3	1	3	59												
PUNT RETURNS		NO	YDS	AVG	FC	LG	TD			PUNT RETURNS		NO	YDS	AVG	FC	LG	TD		
S. Smith		0	0	0.0	0	0	0			L. Sheppard		1	11	11.0	0	11	0		
(DOWNED)		1	0	0.0	0	0	0			R. Mahe		1	3	3.0	0	3	0		
(OUT OF BOUNDS)		1	0	0.0	0	0	0			(DOWNED)		4	0	0.0	0	0	0		
(TOUCHBACK)		1	0	0.0	0	0	0			(OUT OF BOUNDS)		1	0	0.0	0	0	0		
Returns		0	0	0.0	1	0	0			(TOUCHBACK)		1	0	0.0	0	0	0		
										Returns		2	14	7.0	2	0	0		
KICKOFF RETURNS		NO	YDS	AVG	FC	LG	TD			KICKOFF RETURNS		NO	YDS	AVG	FC	LG	TD		
R. Smart		1	40	40.0	0	40	0			J. Thrash		3	62	20.7	0	21	0		
K. Dyson		1	17	17.0	0	17	0					3	62	20.7	0	21	0		
Returns		2	57	28.5	0	40	0			Returns									
FUMBLES	Fum	Own Rec.	Yds	TD	FF	Rec.	Yds	TD	Out Bnds	FUMBLES	Fum	Own Rec.	Yds	TD	FF	Rec.	Yds	TD	Out Bnds
D. Foster	1	0	0	0	0	0	0	0	0	L. Sheppard	1	0	0	0	0	0	0	0	0
J. Wiggins	0	1	0	0	0	0	0	0	0	Q. Mikell	0	1	0	0	0	0	0	0	0
J. Cooper	0	0	0	0	1	0	0	0	0	Ik. Reese	0	0	0	0	1	0	0	0	0
Total	1	1	0	0	1	0	0	0	0	Total	1	1	0	0	1	0	0	0	0

FINAL TEAM STATISTICS

	VISITOR PANTHERS				HOME EAGLES					VISITOR PANTHERS				HOME EAGLES			
TOTAL FIRST DOWNS	14				18				Had Blocked	0							
By Rushing	8				8				0								
By Passing	4				7				FGs – PATs Had Blocked	0-0				0-0			
By Penalty	1				3				Net punting average	34.0				31.8			
THIRD DOWN EFFICIENCY	4-13-31%				2-13-15%				TOTAL RETURN YARDAGE (Not Including Kickoffs)	13				14			
FOURTH DOWN EFFICIENCY	0-0-0%				1-2-50%				No. and Yards Punt Returns	0-0				2-14			
TOTAL NET YARDS	256				289				No. and Yards Kickoff Returns	2-57				3-62			
Total Offensive Plays (inc. times thrown passing)	54				67				No. and Yards Interception Returns	4-13				0-0			
Average gain per offensive play	4.7				4.3				PENALTIES Number and Yards	5-35				4-34			
NET YARDS RUSHING	155				137				FUMBLES Number and Lost	1-0				1-0			
Total Rushing Plays	40				26				TOUCHDOWNS	2				0			
Average gain per rushing play	3.9				5.3				Rushing	1				0			
Tackles for a loss – number and yards	2-6				0-0				Passing	1				0			
NET YARDS PASSING	101				152				EXTRA POINTS Made-Attempts	2-2				0-0			
Times thrown – yards lost attempting to pass	0-0				5-36				Kicking Made-Attempts	2-2				0-0			
Gross yards passing	101				188				FIELD GOALS Made-Attempts	0-0				1-1			
PASS ATTEMPTS-COMPLETIONS-HAD INTERCEPTED	14-9-0				36-17-4				RED ZONE EFFICIENCY	1-1-100%				0-0-0%			
Average gain per pass play (inc. # thrown passing)	7.2				3.7				GOAL TO GO EFFICIENCY	1-1-100%				0-2-0%			
KICKOFFS Number-In End Zone-Touchbacks	3-0-0				2-1-0				SAFETIES	0				3			
PUNTS Number and Average	8-38.3				4-36.8				FINAL SCORE	14				3			
									TIME OF POSSESSION	30:11				29:49			

DEFENSIVE STATISTICS (based on coaches' film review)

Player	TT	S	A	S-yds	I-yds	PD	FF	FR	Player	TT	S	A	S-yds	I-yds	PD	FF	FR
D. Morgan	12	6	6	0-0	1-2	0	0	0	S. Burton	2	1	1	-5-4	0-0	0	0	0
D. Grant	9	5	4	0-0	0-0	1	0	0	J. Peppers	1	1	0	0-0	0-0	0	0	0
W. Witherspoon	9	5	4	1-7	0-0	0	0	0	G. Favors	1	1	0	0-0	0-0	0	0	0
T. Cousin	8	5	3	0-0	0-0	1	0	0	K. Jenkins	1	0	1	0-0	0-0	0	0	0
M. Minter	6	5	1	-5-7.5	0-2	1	0	0	A. Wallace	1	0	1	-5-7.5	0-0	0	0	0
R. Howard	6	4	2	0-0	0-0	2	0	0	Total	67	40	27	5-36.5	3-13	8	1	0
M. Rucker	4	3	1	1-7	0-0	0	0	0									
B. Buckner	4	2	2	1.5-10.5	0-0	0	0	0									
R. Manning	3	2	1	0-0	3-15	2	0	0									

SUPER BOWL XXXVIII
NEW ENGLAND 32 – CAROLINA 29

February 1, 2004
Reliant Stadium • Houston, TX

WEATHER: Played indoors on grass - ATTENDANCE: 71,525 - TIME: 4:05

In their first Super Bowl, the Carolina Panthers scored 19 fourth-quarter points to tie New England with one minute remaining, but kicker Adam Vinatieri converted a 41-yard field goal to give the Patriots a 32-29 victory for their second Super Bowl victory in three seasons.

The first quarter was scoreless, with help from the Panthers defense who kept New England off the board by blocking one Vinatieri field goal and withstanding another missed attempt.

In the second quarter, a Carolina fumble on the 19-yard line was recovered by defensive tackle Richard Seymour and set up a Tom Brady five-yard touchdown pass to Deion Branch. The touchdown broke the tie with 3:10 remaining in the half.

Quarterback Jake Delhomme led the Panthers on an eight-play, 95-yard drive, the then second longest drive in Super Bowl history, that culminated with a Delhomme-to-Steve Smith touchdown pass from 39 yards out.

Brady completed four of six passes for 78 yards, and with 23 seconds remaining in the half, hit wide receiver David Givens with another five-yard touchdown pass to put the Patriots back in front, 14-7.

Kris Mangum returned a kickoff to the Panthers 47-yard line and after a 12-yard run by Stephen Davis, the Panthers called timeout with five seconds left. John Kasay booted a 50-yard field goal as the first half expired to make it 14-10.

On the second play of the fourth quarter, Patriots running back Antowain Smith scored on a two-yard run that extended the New England lead to 21-10.

DeShaun Foster finished a six-play, 81-yard Panther drive with a 33-yard touchdown run, the then fourth-longest run in Super Bowl history. Carolina missed on their two-point attempt and the score was 21-16.

New England drove down the field and threatened to extend their lead once again, but Reggie Howard intercepted Brady's pass in the end zone and returned it to the 10-yard line.

Three plays later, Delhomme hit Muhsin Muhammad for an 85-yard touchdown, giving the Panthers their first lead with 7:06 remaining in the game. The Panthers missed on another two-point attempt, keeping the score 22-21.

The scoring continued as the Patriots drove 68 yards in 11 plays, ending with a Mike Vrabel touchdown. New England converted their two-point attempt and led 29-22 with 2:55 remaining.

Delhomme then drove his team 80 yards on just seven plays, hitting Ricky Proehl across the middle for a 12-yard touchdown that tied the game with 1:13 remaining. However, Brady mounted one last scoring drive to set up Vinatieri at the Carolina 34-yard line for the winning kick.

OFFICIALS

Referee — Ed Hochuli (85) Umpire — Jeff Rice (28) Head Linesman — Mark Hittner (28) Line Judge — Ben Montgomery (117)
Field Judge — Tom Sifferman (118) Side Judge — Laird Hayes (125) Back Judge — Scott Green (19) Replay — Larry Hill

STARTING LINEUPS

Carolina Panthers						New England Patriots					
Offense			Defense			Offense			Defense		
WR	87	M. Muhammad	LDE	90	J. Peppers	WR	83	D. Branch	LE	91	B. Hamilton
LT	75	T. Steussie	LDT	99	B. Buckner	LT	72	M. Light	NT	92	T. Washington
LG	78	J. James	RDT	77	K. Jenkins	LG	71	R. Hochstein	RE	93	R. Seymour
C	60	J. Mitchell	RDE	93	M. Rucker	C	67	D. Koppen	OLB	55	W. McGinest
RG	65	K. Donnalley	SLB	53	G. Favors	RG	63	J. Andruzzi	ILB	54	T. Bruschi
RT	69	J. Gross	MLB	55	D. Morgan	RT	68	T. Ashworth	ILB	95	R. Phifer
TE	84	J. Wiggins	WLB	54	W. Witherspoon	TE	82	D. Graham	OLB	50	M. Vrabel
WR	89	S. Smith	LCB	24	R. Manning	WR	80	T. Brown	LCB	24	T. Law
QB	17	J. Delhomme	RCB	23	R. Howard	QB	12	T. Brady	RCB	38	T. Poole
FB	45	B. Hoover	SS	30	M. Minter	FB	32	A. Smith	S	26	E. Wilson
RB	48	S. Davis	FS	27	D. Grant	RB	31	L. Centers	S	37	R. Harrison

CAROLINA SUBSTITUTIONS: K 4 J. Kasay, P 10 T. Sauerbrun, RB 20 D. Foster, CB 21 T. Cousin, S 28 C. Branch, CB 29 D. Wesley, RB 32 R. Smart, RB 37 N. Goings, S 40 J. Cooper, LB 50 V. Curciui, LB 52 B. Allen, LB 56 J. Kyle, LB 57 L. Towns, T 71 M. Willig, G 72 B. Nelson, WR 81 R. Proehl, WR 85 K. Dyson, TE 86 K. Mangum, WR 88 K. Hankton, DE 96 A. Wallace, DE 97 K. Rasmussen, 98 S. Burton. DID NOT PLAY: QB 9 R. Peete. INACTIVE: QB 16 C. Weinke, CB 31 W. Hampton, S 42 T. Tillman, TE 47 M. Battaglia OL 76 T. Reyes, G 79 D. Brzezinski, WR 80 E. Baker, DT 94 K. Morehead.

		1	2	3	4	OT	TOTAL	FIELD GOALS (made() & missed)	
VISITOR	Carolina Panthers	0	10	0	19	-	29	J. Kasay (50)	
HOME	New England Patriots	0	14	0	18	-	32	A. Vinatieri 31WR 36B (41)	

Team	Qtr	Clock Time	PLAY DESCRIPTION (Extra Point) (Drive Info)	SCORE	
				Visitor	Home
PATRIOTS	2	3:05	D. Branch 5 yd. pass from T. Brady (A. Vinatieri kick) (4-20, 2:10)	0	7
PANTHERS	2	1:07	S. Smith 39 yd. pass from J. Delhomme (J. Kasay kick) (8-95, 1:58)	7	7
PATRIOTS	2	0:18	D. Givens 5 yd. pass from T. Brady (A. Vinatieri kick) (6-78, 0:49)	7	14
PANTHERS	2	0:00	J. Kasay 50 yd. Field Goal (2-21, 0:18)	10	14
PATRIOTS	4	14:49	A. Smith 2 yd. run (A. Vinatieri kick) (8-71, 4:08)	10	21
PANTHERS	4	12:39	D. Foster 33 yd. run (pass failed) (6-81, 2:10)	16	21
PANTHERS	4	6:53	M. Muhammad 85 yd. pass from J. Delhomme (pass failed) (3-90, 0:45)	22	21
PATRIOTS	4	2:51	M. Vrabel 1 yd. pass from T. Brady (K. Faulk run) (11-68, 4:02)	22	29
PANTHERS	4	1:08	R. Proehl 12 yd. pass from J. Delhomme (J. Kasay kick) (7-80, 1:43)	29	29
PATRIOTS	4	0:04	A. Vinatieri 41 yd. Field Goal (6-37, 1:04)	29	32

FINAL INDIVIDUAL STATISTICS

Carolina Panthers										New England Patriots									
RUSHING	ATT		YDS		AVG		LG		TD	RUSHING	ATT		YDS		AVG		LG		TD
S. Davis	13		49		3.8		21		0	A. Smith	26		83		3.2		9		1
D. Foster	3		43		14.3		33t		1	K. Faulk	6		42		7.0		23		0
										T. Brady	2		12		6.0		12		0
										T. Brown	1		-10		-10.0		-10		0
Total	16		92		5.8		33t		1	Total	35		127		3.6		23		1
PASSING	ATT	CMP	YDS	SK/YD	TD	LG	IN	RTG.		PASSING	ATT	CMP	YDS	SK/YD	TD	LG	IN	RTG.	
J. Delhomme	33	16	323	4/28	3	85t	0	113.6		T. Brady	48	32	354	0/0	3	52	1	100.5	
Total	33	16	323	4/28	3	85t	0	113.6		Total	48	32	354	0/0	3	52	1	100.5	
PASS RECEIVING			NO	YDS	AVG	LG	TD			PASS RECEIVING			NO	YDS	AVG	LG	TD		
M. Muhammad			4	140	35.0	85t	1			D. Branch			10	143	14.3	52	1		
S. Smith			4	80	20.0	39t	1			T. Brown			8	76	9.5	13	0		
R. Proehl			4	71	17.8	31	1			D. Givens			5	69	13.8	25	1		
J. Wiggins			2	21	10.5	15	0			D. Graham			4	46	11.5	33	0		
D. Foster			1	9	9.0	9	0			K. Faulk			4	19	4.8	7	0		
K. Mangum			1	3	3.0	3	0			M. Vrabel			1	1	1.0	1t	1		
Total			16	323	20.2	85t	3			Total			32	354	11.1	52	3		
INTERCEPTIONS			NO	YDS	AVG	LG	TD			INTERCEPTIONS			NO	YDS	AVG	LG	TD		
R. Howard			1	12	12.0	12	0						0	0	0.0	0	0		
Total			1	12	12.0	12	0			Total			0	0	0.0	0	0		
PUNTING		NO	YDS	AVG	TB	IN20	LG			PUNTING		NO	YDS	AVG	TB	IN20	LG		
T. Sauerbrun		7	310	44.3	0	1	51			K. Walter		5	173	34.6	0	2	51		
Total		7	310	44.3	0	1	51			Total		5	173	34.6	0	2	51		
PUNT RETURNS		NO	YDS	AVG	FC	LG	TD			PUNT RETURNS		NO	YDS	AVG	FC	LG	TD		
S. Smith		1	2	2.0	1	2	0			T. Brown		4	40	10.0	1	28	0		
(DOWNED)		3	0	0.0	0	0	0			D. Branch		1	2	2.0	1	2	0		
Returns		1	2	2.0	1	2	0			Returns		5	42	8.4	2	28	0		
KICKOFF RETURNS		NO	YDS	AVG	FC	LG	TD			KICKOFF RETURNS		NO	YDS	AVG	FC	LG	TD		
R. Smart		4	74	18.5	0	22	0			B. Johnson		4	78	19.5	0	29	0		
S. Smith		1	30	30.0	0	30	0			(OUT OF BOUNDS)		1	0	0.0	0	0	0		
K. Mangum		1	12	12.0	0	12	0			Returns									
Returns		6	116	19.3	0	30	0					4	78	19.5	0	29	0		
FUMBLES	Fum	Own Rec.	Yds	TD	FF	Opp. Rec.	Yds	TD	Out Bnds	FUMBLES	Fum	Own Rec.	Yds	TD	FF	Opp. Rec.	Yds	TD	Out Bnds
J. Delhomme	1	0	0	0	0	0	0	0	0	T. Brown	1	0	1	0	0	0	0	0	0
										M. Vrabel	0	0	0	0	1	0	0	0	0
										R. Seymour	0	0	0	0	0	1	0	0	0
Total	1	0	0	0	0	0	0	0	0	Total	1	0	1	0	1	1	0	0	0

FINAL TEAM STATISTICS

	VISITOR		HOME			VISITOR		HOME	
	PANTHERS		PATRIOTS			PANTHERS		PATRIOTS	
TOTAL FIRST DOWNS	17	29	FGs – PATs Had Blocked			0-0	1-0		
By Rushing	3	7	Net punting average			38.3	34.2		
By Passing	12	19	TOTAL RETURN YARDAGE (Not Including Kickoffs)			14	42		
By Penalty	2	3	No. and Yards Punt Returns			1-2	5-42		
THIRD DOWN EFFICIENCY	4-12-33%	8-17-47%	No. and Yards Kickoff Returns			6-116	4-78		
FOURTH DOWN EFFICIENCY	0-0-0%	1-1-100%	No. and Yards Interception Returns			1-12	0-0		
TOTAL NET YARDS	387	481	PENALTIES Number and Yards			12-73	8-60		
Total Offensive Plays (inc. times thrown passing)	53	83	FUMBLES Number and Lost			1-1	1-0		
Average gain per offensive play	7.3	5.8	TOUCHDOWNS			4	4		
NET YARDS RUSHING	92	127	Rushing			1	1		
Total Rushing Plays	16	35	Passing			3	3		
Average gain per rushing play	5.8	3.6	EXTRA POINTS Made-Attempts			2-4	4-4		
Tackles for a loss – number and yards	2-4	2-13	Kicking Made-Attempts			2-2	3-3		
NET YARDS PASSING	295	354	Passing Made-Attempts			0-2	0-0		
Times thrown – yards lost attempting to pass	4-28	0-0	FIELD GOALS Made-Attempts			1-1	1-3		
Gross yards passing	323	354	RED ZONE EFFICIENCY			1-1-100%	4-7-57%		
PASS ATTEMPTS-COMPLETIONS-HAD INTERCEPTED	33-16-0	48-32-1	GOAL TO GO EFFICIENCY			0-0-0%	3-4-75%		
Average gain per pass play (inc. # thrown passing)	8.0	7.4	SAFETIES			0	0		
KICKOFFS Number-In End Zone-Touchbacks	5-0-0	6-3-0	FINAL SCORE			29	32		
PUNTS Number and Average	7-44.3	5-34.6	TIME OF POSSESSION			21:02	38:58		
Had Blocked	0	0							

DEFENSIVE STATISTICS (based on coaches' film review)

Player										Player									
D. Morgan	25	15	10	0-0	0-0	0	0	0	0	A. Wallace	4	2	2	0-0	0-0	0	0	0	0
M. Minter	18	10	8	0-0	0-0	1	0	0	0	S. Burton	3	1	2	0-0	0-0	0	0	0	0
W. Witherspoon	16	6	10	0-0	0-0	0	0	0	0	R. Howard	6	6	0	0-0	1-12	0	0	0	0
D. Grant	8	5	3	0-0	0-0	1	0	0	0	M. Rucker	1	1	0	0-0	0-0	0	0	0	0
T. Cousin	7	4	3	0-0	0-0	2	0	0	0	B. Buckner	4	2	2	0-0	0-0	0	0	0	0
R. Manning	6	3	3	0-0	0-0	0	0	0	0	J. Peppers	5	2	3	0-0	0-0	0	0	0	0
G. Favors	6	1	5	0-0	0-0	0	0	0	0	K. Jenkins	4	3	1	0-0	0-0	0	0	0	0
B. Buckner	4	2	2	0-0	0-0	0	0	0	0	Total	113	61	52	0-0	1-12	4	0	0	0

NFC WILD CARD PLAYOFFS
CAROLINA 23 – NEW YORK GIANTS 0

January 8, 2006
Giants Stadium • East Rutherford, NJ

WEATHER: Sunny, 44º, Wind NW 6 mph - ATTENDANCE: 79,378 - TIME: 2:39

Carolina's defense held a New York Giants offense that ranked third in the NFL in points per game scoreless en route to notching the third shutout in team history with a 23-0 victory over the Giants in the NFC Wild Card game. Carolina became the first team to register a shutout on the road in the playoffs since 1980 when the Los Angeles Rams posted a 9-0 victory at Tampa Bay (01/05/80) in the 1979 NFC Championship. The Panthers forced five sacks and five turnovers, converting four of them into 16 points. The defense yielded a season-low 132 total net yards to New York, who ranked fourth in the NFL in total offense during

the regular season with an average of 361.7 yards per game. Running back DeShaun Foster rushed for 151 yards to help the Panthers accumulate 223 yards rushing on 45 attempts and maintain possession for 42:45. The time of possession was the highest in team history for any game, bettering the previous record of 41:51 at New Orleans (12/05/04). The team's rushing attempts tied for the most in team history and the rushing yards equalled the second-highest total. Safety Marlon McCree matched his career high with two interceptions.

OFFICIALS

Referee — Bill Leavy (127) Umpire — Richard Hall (49) Head Linesman — Mark Baltz (26) Line Judge — Charles Stewart (62)
Field Judge — Rob Vernatchi (75) Side Judge — Don Carlsen (39) Back Judge — Kirk Doman (6) Replay — Bob Mantooth

STARTING LINEUPS

Carolina Panthers						New York Giants					
Offense			Defense			Offense			Defense		
WR	89	S. Smith	LDE	90	J. Peppers	WR	17	P. Burress	LE	92	M. Strahan
LT	70	T. Wharton	LDT	99	B. Buckner	LT	77	L. Pettigout	LT	70	K. Clancy
LG	68	M. Wahle	RDT	67	J. Carstens	LG	66	D. Diehl	RT	94	W. Joseph
C	60	J. Mitchell	RDE	93	M. Rucker	C	60	S. O'Hara	RE	72	O. Umenyiora
RG	76	T. Reyes	SLB	55	D. Morgan	RG	76	C. Snee	SLB	59	A. Jackson
RT	69	J. Gross	WLB	54	W. Witherspoon	RT	67	K. McKenzie	MLB	44	K. Lewis
TE	84	M. Gaines	LCB	20	C. Gamble	TE	80	J. Shockey	WLB	54	N. Greisen
WR	83	K. Colbert	RCB	23	K. Lucas	WR	81	A. Toomer	LCB	25	W. Allen
QB	17	J. Delhomme	CB	24	R. Manning	WR	85	D. Tyree	RCB	23	C. Webster
FB	45	B. Hoover	SS	27	M. McCree	QB	10	E. Manning	SS	28	G. Wilson
RB	26	D. Foster	FS	30	M. Minter	RB	21	T. Barber	FS	26	B. Alexander

CAROLINA SUBSTITUTIONS: K 4 J.Kasay, P 7 J.Baker, QB16 C.Weinke, WR 18 D.Carter, CB 21 D.Wesley, RB 22 J.Robertson, RB 32 R.Smart, RB 37 N.Goings, S 47 T.Davis, LB 50 V.Ciurciu, LB 52 C.Draft, LB 53 B. Short, LB 56 J.Kyle, LB 57 S.Tufts, C 63 G.Hangartner, T 78 T.Fordham, WR 81 R.Proehl, TE 82 M.Seidman, TE 86 K.Mangum, WR 88 K.Hankton, DT 94 K.Moorehead, DE 96 Al Wallace, DE 97 K.Rasmussen INACTIVE: 3QB 3 S.LeFors, WR 5 E. Hill, CB 38 G. Wilds, FB 49 C. Cramer, T 61 D.Kadela, G 71 E.Mathis, DE 92 J.Haye, DT 98 A.Ellison

		1	2	3	4	OT	TOTAL	FIELD GOALS (made() & missed)	
VISITOR	Carolina Panthers	0	10	7	6	-	23	J. Kasay (31) (45) (18)	
HOME	New York Giants	0	0	0	0	-	0		
Team	Qtr	Clock Time	PLAY DESCRIPTION (Extra Point) (Drive Info)					SCORE Visitor	Home
PANTHERS	2	9:41	S.Smith 22 yd. pass from J.Delhomme (J.Kasay kick) (12-77, 7:46)					7	0
PANTHERS	2	0:30	J.Kasay 31 yd. Field Goal (4-2, 0:58)					10	0
PANTHERS	3	6:57	S.Smith 12 yd. run (J.Kasay kick) (1-12, 0:06)					17	0
PANTHERS	4	13:33	J.Kasay 45 yd. Field Goal (10-55, 6:07)					20	0
PANTHERS	4	2:40	J.Kasay 18 yd. Field Goal (14-55, 8:55)					23	0

POSTSEASON HISTORY

FINAL INDIVIDUAL STATISTICS

Carolina Panthers										New York Giants									
RUSHING										RUSHING									
	ATT	YDS	AVG	LG	TD						ATT	YDS	AVG	LG	TD				
D.Foster	27	151	5.6	31	0					T.Barber	13	41	3.2	9	0				
N.Goings	12	63	5.3	18	0														
S.Smith	1	12	12.0	12	1														
B.Hoover	2	0	0.0	0	0														
C.Weinke	3	-3	-1.0	-1	0														
Total	45	223	5.0	31	1					Total	13	41	3.2	9	0				
PASSING										PASSING									
	ATT	CMP	YDS	SK/YD	TD	LG	IN	Rtg.			ATT	CMP	YDS	SK/YD	TD	LG	IN	Rtg.	
J.Delhomme	22	15	140	3/19	1	25	0	100.6		E.Manning	18	10	113	4/22	0	25	3	35.0	
N.Goings	0	0	0	1/9	0	0	0	0.0											
Total	22	15	140	4/28	1	25	0	100.6		Total	18	10	113	4/22	0	25	3	35.0	
PASS RECEIVING										PASS RECEIVING									
	NO	YDS	AVG	LG	TD						NO	YDS	AVG	LG	TD				
S.Smith	10	84	8.4	22	1					J.Shockey	3	50	16.7	25	0				
K.Colbert	2	31	15.5	25	0					A.Toomer	3	31	10.3	13	0				
M.Mangum	1	11	11.0	11	0					T.Barber	3	28	9.3	17	0				
N.Goings	1	10	10.0	10	0					V.Shiancoe	1	4	4.0	4	0				
D.Foster	1	4	4.0	4	0														
Total	15	140	9.3	25	1					Total	10	113	11.3	25	0				
INTERCEPTIONS										INTERCEPTIONS									
	NO	YDS	AVG	LG	TD						NO	YDS	AVG	LG	TD				
M.McCree	2	-9	-4.5	1	0														
K.Lucas	1	14	14.0	14	0														
Total	3	5	1.7	14	0					Total	0	0	0.0	0	0				
PUNTING										PUNTING									
	NO	YDS	AVG	TB	IN20	LG					NO	YDS	AVG	TB	IN20	LG			
J.Baker	4	151	37.8	1	2	42				J.Feagles	4	155	38.8	1	2	49			
Total	4	151	37.8	1	2	42				Total	4	155	38.8	1	2	49			
PUNT RETURNS										PUNT RETURNS									
	NO	YDS	AVG	FC	LG	TD					NO	YDS	AVG	FC	LG	TD			
(DOWNED)	1	0	0.0	0	0	0				C.Morton	1	5	5.0	0	5	0			
(OUT OF BOUNDS)	2	0	0.0	0	0	0				G.Wilson	1	0	0.0	0	0	0			
(TOUCHBACK)	1	0	0.0	0	0	0				(DOWNED)	1	0	0.0	0	0	0			
Returns	0	0	0.0	0	0	0				(TOUCHBACK)	1	0	0.0	0	0	0			
										Returns	2	5	2.5	0	5	0			
KICKOFF RETURNS										KICKOFF RETURNS									
	NO	YDS	AVG	FC	LG	TD					NO	YDS	AVG	FC	LG	TD			
J.Robertson	1	17	17.0	0	17	0				C.Morton	6	122	20.3	0	28	0			
Returns	1	17	17.0	0	17	0				Returns	6	122	20.3	0	28	0			
FUMBLES										FUMBLES									
	Fum	Own Rec.	Yds	TD	FF	Opp. Rec.	Yds	TD	Out Bnds		Fum	Own Rec.	Yds	TD	FF	Opp. Rec.	Yds	TD	Out Bnds
J.Delhomme	1	0	0	0	0	0	0	0	0		E.Manning	1	0	0	0	0	0	0	0
T.Wharton	0	1	0	0	0	0	0	0	0		G.Wilson	1	0	0	0	0	0	0	0
W.Witherspoon	0	0	0	0	1	0	0	0	0		O.Umenyiora	0	0	0	1	0	0	0	0
M.Rucker	0	0	0	0	0	1	0	0	0										
D.Wesley	0	0	0	0	0	1	0	0	0										
Total	1	1	0	0	1	2	0	0	0		Total	2	0	0	1	0	0	0	0

FINAL TEAM STATISTICS

VISITOR PANTHERS										HOME GIANTS									
TOTAL FIRST DOWNS										FGs -PATs Had Blocked									
By Rushing	23									Net Punting Average	0-0								
By Passing	13										31.5								
By Penalty	9									TOTAL RETURN YARDAGE (Not Including Kickoffs)	5								
	1									No. and Yards Punt Returns	0-0								
THIRD DOWN EFFICIENCY	7-15-47%									No. and Yards Kickoff Returns	1-17								
FOURTH DOWN EFFICIENCY	0-0-0%									No. and Yards Interception Returns	3-5								
TOTAL NET YARDS	335									PENALTIES Number and Yards	7-52								
Total Offensive Plays (inc. times thrown passing)	71									FUMBLES Number and Lost	1-0								
Average gain per offensive play	4.7									TOUCHDOWNS	2								
NET YARDS RUSHING	223									Rushing	1								
Total Rushing Plays	45									Passing	1								
Average gain per rushing play	5.0									EXTRA POINTS Made-Attempts	2-2								
Tackles for a loss-number and yards	3-6									Kicking Made-Attempts	2-2								
NET YARDS PASSING	112									FIELD GOALS Made-Attempts	3-3								
Times thrown - yards lost attempting to pass	4-28									RED ZONE EFFICIENCY	1-4-25%								
Gross yards passing	140									GOAL TO GO EFFICIENCY	0-1-0%								
PASS ATTEMPTS-COMPLETIONS-HAD INTERCEPTED	22-15-0									SAFETIES	0								
Avg gain per pass play (inc.# thrown passing)	4.3									FINAL SCORE	23								
KICKOFFS Number-In End Zone-Touchbacks	6-0-0									TIME OF POSSESSION	42:45								
PUNTS Number and Average	4-37.8										17:15								
Had Blocked	0																		

DEFENSIVE STATISTICS (based on coaches' film review)

Player	TT	S	A	S-yds	I-yds	PD	FF	FR	Player	TT	S	A	S-yds	I-yds	PD	FF	FR
M. McCree	6	4	2	0	2-(-9)	0	0	0	J. Carstens	2	1	1	1-6	0	0	0	0
W. Witherspoon	5	3	2	1-5	0	0	1	0	R. Manning	2	1	1	0	0	0	0	0
C. Gamble	5	2	3	0	0	0	0	0	J. Peppers	2	2	0	1-9	0	1	0	0
M. Minter	4	1	3	0	0	0	0	0	T. Davis	1	1	0	1-7	0	0	0	0
B. Short	4	1	3	0	0	0	0	0	M. Rucker	1	0	1	0	0	1	0	1
D. Morgan	3	0	3	0	0	0	0	0	Total	37	17	20	4-25	3-5	2	1	1
K. Lucas	2	1	1	0	1-14	0	0	0									

NFC DIVISIONAL PLAYOFFS
CAROLINA 29 – CHICAGO 21

January 15, 2006
Soldier Field • Chicago, IL

WEATHER: Partly Cloudy, 40°, Wind SE 15 mph - ATTENDANCE: 62,209 - TIME: 3:23

Carolina totaled 434 yards against the NFL's second-ranked defense in a 29-21 victory over the Chicago Bears in the NFC Divisional Playoffs. The contest marked the Panthers fourth consecutive postseason road victory to equal the NFL record for the most consecutive road postseason victories, previously accomplished by Dallas from 1975-81. The Panthers became the fourth team since 1990 to win an NFC Divisional Playoff game on the road. Carolina allowed one sack against the Bears after allowing a season-high eight in their regular season contest at Chicago (11/20/05) and scored 29 points against a Bears defense that allowed a League-low 12.9 points per game during the regular season and a total of 61 points at home during

the regular season. Wide receiver Steve Smith amassed 218 yards receiving, the most in team history and fourth-highest total in a playoff game in NFL history, and two touchdowns on 12 receptions, which tied for the second-most catches in NFL postseason history. Quarterback Jake Delhomme registered his second career 300-yard passing effort in the playoffs and his fifth postseason game with a passer rating of 100 or more. The Panthers' defense yielded only 3-of-13 third down conversions against the Bears. With the victory, head coach John Fox became just the fifth head coach in NFL history to record at least four postseason road wins.

OFFICIALS

Referee — Walt Coleman (65) Umpire — Roy Ellison (81) Head Linesman — Ron Phares (10) Line Judge — Michael Spanier (90)
Field Judge — Steve Zimmer (33) Side Judge —David Wyant (16) Back Judge — Richard Reels (83) Replay — Bob McGrath & Dean

STARTING LINEUPS

Carolina Panthers						Chicago Bears					
Offense			Defense			Offense			Defense		
WR	89	S. Smith	LDE	90	J. Peppers	WR	87	M. Muhammad	LE	93	A. Ogunleye
LT	70	T. Wharton	LDT	99	B. Buckner	LT	76	J. Tait	DT	91	T. Harris
LG	68	M. Wahle	RDT	67	J. Carstens	LG	74	R. Brown	NT	95	I. Scott
C	60	J. Mitchell	RDE	93	M. Rucker	C	57	O. Kreutz	RE	96	A. Brown
RG	76	T. Reyes	SLB	53	B. Short	RG	63	R. Garza	SLB	92	H. Hillenmeyer
RT	69	J. Gross	MLB	55	D. Morgan	RT	69	F. Miller	MLB	54	B. Urlacher
TE	84	M. Gaines	WLB	54	W. Witherspoon	TE	88	D. Clark	WLB	55	L. Briggs
WR	83	K. Colbert	LCB	20	C. Gamble	WR	12	J. Gage	LCB	33	C. Tillman
QB	17	J. Delhomme	RCB	23	K. Lucas	QB	8	R. Grossman	RCB	31	N. Vasher
FB	45	B. Hoover	SS	27	M. McCree	RB	20	T. Jones	SS	46	C. Harris
RB	26	D. Foster	FS	30	M. Minter	FB	37	J. McKie	FS	30	M. Brown

CAROLINA SUBSTITUTIONS: K 4 J.Kasay, P 7 J.Baker, WR 18 D.Carter, CB 21 D.Wesley, RB 22 J.Robertson, CB 24 R. Manning, RB 32 R.Smart, RB 37 N.Goings, S 47 T.Davis, LB 50 V.Ciurciu, LB 52 C.Draft, LB 56 J.Kyle, LB 57 S.Tufts, C 63 G.Hangartner, T 78 T.Fordham, WR 81 R.Proehl, TE 82 M.Seidman, TE 86 K.Mangum, WR 88 K.Hankton, DT 94 K.Moorehead, DE 96 Al Wallace, DE 97 K.Rasmussen DID NOT PLAY: QB16 C.Weinke. INACTIVE: 3QB 3 S.Lefors, WR 5 E. Hill, CB 38 G. Wilds, FB 49 C. Cramer, T 61 D.Kadela, G 71 E.Mathis, DE 92 J.Haye, DT 98 A.Ellison

		1	2	3	4	OT	TOTAL	FIELD GOALS (made() & missed)	
VISITOR	Carolina Panthers	7	9	7	6	-	29	J. Kasay	(20) (38) (37)
HOME	Chicago Bears	0	7	7	7	-	21		
Team	Qtr	Clock Time	PLAY DESCRIPTION (Extra Point) (Drive Info)					SCORE	
								Visitor	Home
PANTHERS	1	14:05	S.Smith 58 yd. pass from J.Delhomme (J.Kasay kick) (2-60, 0:55)					7	0
PANTHERS	2	14:57	J.Kasay 20 yd. Field Goal (10-62, 4:01)					10	0
PANTHERS	2	6:26	J.Kasay 38 yd. Field Goal (8-40, 4:26)					13	0
BEARS	2	1:57	A.Peterson 1 yd. run (R.Gould kick) (9-67, 4:29)					13	7
PANTHERS	2	0:00	J.Kasay 37 yd. Field Goal (8-51, 1:57)					16	7
BEARS	3	11:21	D.Clark 1 yd. pass from R.Grossman (R.Gould kick) (8-68, 3:39)					16	14
PANTHERS	3	2:07	S.Smith 39 yd. pass from J.Delhomme (J.Kasay kick) (5-56, 3:24)					23	14
BEARS	4	12:23	J.McKie 3 yd. run (R.Gould kick) (11-66, 4:44)					23	21
PANTHERS	4	8:04	K.Mangum 1 yd. pass from J.Delhomme (kick failed, hru) (7-62, 4:19)					29	21

FINAL INDIVIDUAL STATISTICS

Carolina Panthers										Chicago Bears									
RUSHING										RUSHING									
	ATT	YDS	AVG	LG	TD						ATT	YDS	AVG	LG	TD				
D.Foster	16	54	3.4	17	0					T.Jones	20	80	4.0	24	0				
N.Goings	10	34	3.4	10	0					A.Peterson	5	9	1.8	5	1				
S.Smith	3	26	8.7	22	0					R.Grossman	1	5	5.0	5	0				
J.Delhomme	2	9	4.5	9	0					J.McKie	1	3	3.0	3	1				
Total	31	123	4.0	22	0					Total	27	97	3.6	24	2				
PASSING										PASSING									
	ATT	CMP	YDS	SK/YD	TD	LG	IN	Rtg.			ATT	CMP	YDS	SK/YD	TD	LG	IN	Rtg.	
J.Delhomme	33	24	319	1/8	3	58t	1	120.6		R.Grossman	41	17	192	1/7	1	27	1	54.1	
Total	33	24	319	1/8	3	58t	1	120.6		Total	41	17	192	1/7	1	27	1	54.1	
PASS RECEIVING										PASS RECEIVING									
	NO	YDS	AVG	LG	TD						NO	YDS	AVG	LG	TD				
S.Smith	12	218	18.2	58t	2					B.Berrian	5	68	13.6	17	0				
R.Proehl	3	28	9.3	11	0					M.Muhammad	3	58	19.3	24	0				
D.Carter	2	43	21.5	29	0					T.Jones	3	30	10.0	27	0				
B.Hoover	2	13	6.5	7	0					J.Gage	3	28	9.3	24	0				
N.Goings	1	14	14.0	14	0					D.Clark	2	5	2.5	4	0				
K.Colbert	1	9	9.0	9	0					A.Peterson	1	3	3.0	3	0				
D.Foster	1	3	3.0	3	0														
K.Mangum	1	1	1.0	1t	1														
J.Robertson	1	-10	-10.0	-1t	0														
Total	24	319	13.3	58t	3					Total	17	192	11.3	27	1				
INTERCEPTIONS										INTERCEPTIONS									
	NO	YDS	AVG	LG	TD						NO	YDS	AVG	LG	TD				
K.Lucas	1	1	1.0	1	0					B.Urfacher	1	20	20.0	20	0				
Total	1	1	1.0	1	0					Total	1	20	20.0	20	0				
PUNTING										PUNTING									
	NO	YDS	AVG	TB	IN20	LG					NO	YDS	AVG	TB	IN20	LG			
J.Baker	5	206	41.2	1	3	47				B.Maynard	7	246	35.1	0	0	54			
Total	5	206	41.2	1	3	47				Total	7	246	35.1	0	0	54			
PUNT RETURNS										PUNT RETURNS									
	NO	YDS	AVG	FC	LG	TD					NO	YDS	AVG	FC	LG	TD			
S.Smith	2	-1	-0.5	0	0	0				N.Vasher	2	1	0.5	0	6	0			
(DOWNED)	3	0	0.0	0	0	0				(DOWNED)	2	0	0.0	0	0	0			
(OUT OF BOUNDS)	2	0	0.0	0	0	0				(TOUCHBACK)	1	0	0.0	0	0	0			
Returns	2	-1	-0.5	0	0	0				Returns	2	1	0.5	0	6	0			
KICKOFF RETURNS										KICKOFF RETURNS									
	NO	YDS	AVG	FC	LG	TD					NO	YDS	AVG	FC	LG	TD			
J.Robertson	4	100	25.0	0	34	0				R.Davis	5	115	23.0	0	31	0			
Returns	4	100	25.0	0	34	0				A.Peterson	1	17	17.0	0	17	0			
										Returns	6	132	22.0	0	31	0			
FUMBLES										FUMBLES									
	Fum	Own Rec.	Yds	TD	FF	Opp. Rec.	Yds	TD	Out Bnds		Fum	Own Rec.	Yds	TD	FF	Opp. Rec.	Yds	TD	Out Bnds
J.Delhomme	2	1	0	0	0	0	0	0	0	C.Harris	0	0	0	0	1	0	0	0	0
D.Foster	1	1	0	0	0	0	0	0	0	A.Ogunleye	0	0	0	0	1	0	0	0	0
T.Wharton	0	1	0	0	0	0	0	0	0										
Total	3	3	0	0	0	0	0	0	0	Total	0	0	0	0	2	0	0	0	0

FINAL TEAM STATISTICS

VISITOR PANTHERS										HOME BEARS									
TOTAL FIRST DOWNS										FGs -PATs Had Blocked									
By Rushing										Net Punting Average									
By Passing										TOTAL RETURN YARDAGE (Not Including Kickoffs)									
By Penalty										No. and Yards Punt Returns									
THIRD DOWN EFFICIENCY										No. and Yards Kickoff Returns									
FOURTH DOWN EFFICIENCY										No. and Yards Interception Returns									
TOTAL NET YARDS										PENALTIES Number and Yards									
Total Offensive Plays (inc. times thrown passing)										FUMBLES Number and Lost									
Average gain per offensive play										TOUCHDOWNS									
NET YARDS RUSHING										Rushing									
Total Rushing Plays										Passing									
Average gain per rushing play										EXTRA POINTS Made-Attempts									
Tackles for a loss-number and yards										Kicking Made-Attempts									
NET YARDS PASSING										FIELD GOALS Made-Attempts									
Times thrown - yards lost attempting to pass										RED ZONE EFFICIENCY									
Gross yards passing										GOAL TO GO EFFICIENCY									
PASS ATTEMPTS-COMPLETIONS-HAD INTERCEPTED										SAFETIES									
Avg gain per pass play (inc.# thrown passing)										FINAL SCORE									
KICKOFFS Number-In End Zone-Touchbacks										TIME OF POSSESSION									
PUNTS Number and Average																			
Had Blocked																			

DEFENSIVE STATISTICS (based on coaches' film review)

Player	TT	S	A	S-yds	I-yds	PD	FF	FR	Player	TT	S	A	S-yds	I-yds	PD	FF	FR
D. Morgan	9	2	7	0	0	1	0	0	M. Rucker	3	2	1	0	0	1	0	0
K. Lucas	6	4	2	0	1-1	3	0	0	T. Davis	2	2	0	0	0	0	0	0
C. Gamble	6	4	2	0	0	3	0	0	A. Wallace	2	0	2	0	0	1	0	0
M. Minter	6	2	4	0	0	0	0	0	J. Carstens	1	1	0	1-7	0	0	0	0
W. Witherspoon	5	3	2	0	0	2	0	0	K. Rasmussen	1	1	0	0	0	0	0	0
M. McCree	4	2	2	0	0	1	0	0	B. Buckner	1	0	1	0	0	1	0	0
B. Short	4	2	2	0	0	1	0	0	K. Moorehead	1	0	1	0	0	0	0	0
J. Peppers	4	4	0	0	0	0	1	0	Total	55	29	26	1-7	1-1	13	1	0

NFC CHAMPIONSHIP
SEATTLE 34 – CAROLINA 14

January 22, 2006
Qwest Field • Seattle, WA

WEATHER: Overcast, 48°, Wind S 14 mph - ATTENDANCE: 67,837 - TIME: 3:09

Seattle's defense forced four turnovers and held the Panthers to 212 total yards in a 34-14 victory in the 2005 NFC Championship Game. Carolina was limited to 36 yards by the Seahawks fifth-ranked rushing defense and converted only one-of-nine third down opportunities. Interceptions on consecutive Carolina possessions enabled Seattle to transform a 7-0 lead into a 17-0 advantage in the second quarter. Wide receiver Steve Smith established an NFL record for the most catches in a postseason

with 27, surpassing the previous mark of 23 set by Anthony Carter with Minnesota in the 1987 postseason. Smith's 59-yard punt return for a touchdown enabled him to become the first player in NFL history to score a touchdown on a run, pass and punt return in the same postseason. Running back Nick Goings, who started in place of the injured DeShaun Foster, was shaken up in the first quarter and did not return to the game.

OFFICIALS

Referee — Ed Hochuli (85) Umpire — Carl Paganelli (124) Head Linesman — Tom Stabile (24) Line Judge — Byron Boston (18)
Field Judge — Buddy Horton (82) Side Judge — Carl Cheffers (51) Back Judge — Steve Freeman (133) Replay — Mark Burns

STARTING LINEUPS

Carolina Panthers						Seattle Seahawks					
Offense			Defense			Offense			Defense		
WR	89	S. Smith	LDE	90	J. Peppers	WR	84	B. Engram	LDE	94	B. Fisher
LT	70	T. Wharton	LDT	99	B. Buckner	LT	71	W. Jones	LDT	91	C. Darby
LG	68	M. Wahle	RDT	67	J. Carstens	LG	76	S. Hutchinson	RDT	99	R. Bernard
C	60	J. Mitchell	RDE	93	M. Rucker	C	61	R. Tobeck	RDE	98	G. Wistrom
RG	76	T. Reyes	SLB	53	B. Short	RG	62	C. Gray	OLB	56	L. Hill
RT	69	J. Gross	MLB	55	D. Morgan	RT	75	S. Locklear	MLB	51	L. Tatupu
TE	84	M. Gaines	WLB	54	W. Witherspoon	WR	87	J. Jurevicius	OLB	54	D. Lewis
WR	83	K. Colbert	LCB	20	C. Gamble	WR	82	D. Jackson	LCB	21	A. Dyson
QB	17	J. Delhomme	RCB	23	K. Lucas	QB	8	M. Hasselbeck	RCB	23	M. Trufant
FB	45	B. Hoover	SS	27	M. McCree	FB	38	M. Strong	SS	28	M. Boulware
RB	37	N. Goings	FS	30	M. Minter	RB	37	S. Alexander	FS	33	M. Manuel

CAROLINA SUBSTITUTIONS: K 4 J.Kasay, P 7 J.Baker, WR 18 D.Carter, CB 21 D.Wesley, RB 22 J.Robertson, CB 24 R. Manning, RB 32 R.Smart, S 47 T.Davis, FB 49 C. Cramer, LB 50 V.Ciurciu, LB 52 C.Draft, LB 56 J.Kyle, LB 57 S.Tufts, C 63 G.Hangartner, T 78 T.Fordham, WR 81 R.Proehl, TE 86 K.Mangum, WR 88 K.Hankton, DT 94 K.Moorehead, DE 96 Al Wallace, DE 97 K.Rasmussen **DID NOT PLAY:** QB16 C.Weinke, TE 82 M.Seidman. **INACTIVE:** 3QB 3 S.LeFors, WR 5 E. Hill, S 31 B. Parker, CB 38 G. Wilds, T 61 D.Kadela, G 71 E.Mathis, DE 92 J.Haye, DT 98 A.Ellison

		1	2	3	4	OT	TOTAL	FIELD GOALS (made() & missed)	
VISITOR	Carolina Panthers	0	7	0	7	-	14		
HOME	Seattle Seahawks	10	10	7	7	-	34	J. Brown (24) (39) 49SH	

Team	Qtr	Clock Time	PLAY DESCRIPTION (Extra Point) (Drive Info)	SCORE	
				Visitor	Home
SEAHAWKS	1	5:31	J.Stevens 17 yd. pass from M.Hasselbeck (J.Brown kick) (5-57, 2:16)	0	7
SEAHAWKS	1	2:23	J.Brown 24 yd. Field Goal (6-14, 2:44)	0	10
SEAHAWKS	2	14:53	S.Alexander 1 yd. run (J.Brown kick) (4-17, 0:57)	0	17
PANTHERS	2	9:05	S.Smith 59 yd. punt return (J.Kasay kick)	7	17
SEAHAWKS	2	4:03	J.Brown 39 yd. Field Goal (10-57, 5:02)	7	20
SEAHAWKS	3	11:09	D.Jackson 20 yd. pass from M.Hasselbeck (J.Brown kick) (8-65, 3:51)	7	27
SEAHAWKS	4	6:00	S.Alexander 1 yd. run (J.Brown kick) (8-53, 4:48)	7	34
PANTHERS	4	5:09	D.Carter 47 yd. pass from J.Delhomme (J.Kasay kick) (4-80, 0:51)	14	34

FINAL INDIVIDUAL STATISTICS

Carolina Panthers										Seattle Seahawks									
	ATT	YDS	AVG	LG	TD						ATT	YDS	AVG	LG	TD				
RUSHING																			
J.Robertson	4	19	4.8	15	0						34	132	3.9	18	2				
J.Delhomme	3	15	5.0	6	0						6	27	4.5	15	0				
N.Goings	5	2	0.4	2	0						7	24	3.4	10	0				
Total	12	36	3.0	15	0						51	190	3.7	18	2				
PASSING	ATT	CMP	YDS	SK/YD	TD	LG	IN	Rtg.		PASSING	ATT	CMP	YDS	SK/YD	TD	LG	IN	Rtg.	
J.Delhomme	35	15	196	2/20	1	47t	3	34.9		M.Hasselbeck	28	20	219	2/16	2	28	0	118.0	
Total	35	15	196	2/20	1	47t	3	34.9		Total	28	20	219	2/16	2	28	0	118.0	
PASS RECEIVING		NO	YDS	AVG	LG	TD				PASS RECEIVING		NO	YDS	AVG	LG	TD			
J.Robertson		5	37	7.4	18	0					6	75	12.5	20t	1				
S.Smith		5	33	6.6	12	0					6	66	11.0	17t	1				
D.Carter		2	88	44.0	47t	1					3	34	11.3	13	0				
R.Proehl		1	19	19.0	19	0					1	28	28.0	28	0				
K.Mangum		1	10	10.0	10	0					1	7	7.0	7	0				
B.Hoover		1	9	9.0	9	0					1	6	6.0	6	0				
Total		15	196	13.1	47t	1					20	219	11.0	28	2				
INTERCEPTIONS		NO	YDS	AVG	LG	TD				INTERCEPTIONS		NO	YDS	AVG	LG	TD			
											1	32	32.0	32	0				
											1	21	21.0	21	0				
Total		0	0	0.0	0	0					1	14	14.0	14	0				
											3	67	22.3	32	0				
PUNTING		NO	YDS	AVG	TB	IN20	LG			PUNTING		NO	YDS	AVG	TB	IN20	LG		
J.Baker		7	243	34.7	0	2	52				4	169	42.3	2	1	45			
Total		7	243	34.7	0	2	52				1	25	25.0	0	1	25			
											5	194	38.8	2	2	45			
PUNT RETURNS		NO	YDS	AVG	FC	LG	TD			PUNT RETURNS		NO	YDS	AVG	FC	LG	TD		
S.Smith		1	59	59.0	0	59t	1				2	7	3.5	2	5	0			
(DOWNED)		2	0	0.0	0	0	0				3	0	0.0	0	0	0			
(TOUCHBACK)		2	0	0.0	0	0	0				2	0	0.0	0	0	0			
Returns		1	59	59.0	0	59t	1				3	7	3.5	2	5	0			
KICKOFF RETURNS		NO	YDS	AVG	FC	LG	TD			KICKOFF RETURNS		NO	YDS	AVG	FC	LG	TD		
R.Smart		4	74	18.5	0	21	0				2	51	25.5	0	32	0			
J.Robertson		3	69	23.0	0	26	0												
Returns		7	143	20.4	0	26	0				2	51	25.5	0	32	0			
FUMBLES	Fum	Own Rec.	Yds	TD	FF	Opp. Rec.	Yds	TD	Out Bnds	FUMBLES	Fum	Own Rec.	Yds	TD	FF	Opp. Rec.	Yds	TD	Out Bnds
S.Smith	1	0	0	0	0	0	0	0	0		0	0	0	0	1	0	0	0	0
Total	1	0	0	0	0	0	0	0	0		0	0	0	0	1	1	5	0	0
											0	0	0	0	1	1	5	0	0

FINAL TEAM STATISTICS

TOTAL FIRST DOWNS	11	27	FGs - PATs Had Blocked	0-0	0-0
By Rushing	2	13	Net Punting Average	33.7	19.0
By Passing	7	11	TOTAL RETURN YARDAGE (Not Including Kickoffs)	59	74
By Penalty	2	3	No. and Yards Punt Returns	1-59	2-7
THIRD DOWN EFFICIENCY	1-9-11%	8-18-44%	No. and Yards Kickoff Returns	7-143	2-51
FOURTH DOWN EFFICIENCY	0-0-0%	0-1-0%	No. and Yards Interception Returns	0-0	3-67
TOTAL NET YARDS	212	393	PENALTIES Number and Yards	5-57	7-63
Total Offensive Plays (inc. times thrown passing)	49	81	FUMBLES Number and Lost	1-1	0-0
Average gain per offensive play	4.3	4.9	TOUCHDOWNS	2	4
NET YARDS RUSHING	36	190	Rushing	0	2
Total Rushing Plays	12	51	Passing	1	2
Average gain per rushing play	3.0	3.7	Punt Returns	1	0
Tackles for a loss-number and yards	1-2	7-14	EXTRA POINTS Made-Attempts	2-2	4-4
NET YARDS PASSING	176	203	Kicking Made-Attempts	2-2	4-4
Times thrown - yards lost attempting to pass	2-20	2-16	FIELD GOALS Made-Attempts	0-0	2-3
Gross yards passing	196	219	RED ZONE EFFICIENCY	0-0-0%	3-4-75%
PASS ATTEMPTS-COMPLETIONS-HAD INTERCEPTED	35-15-3	28-20-0	GOAL TO GO EFFICIENCY	0-0-0%	2-3-67%
Avg gain per pass play (inc.# thrown passing)	4.8	6.8	SAFETIES	0	0
KICKOFFS Number-In End Zone-Touchbacks	3-0-0	7-1-0	FINAL SCORE	14	34
PUNTS Number and Average	7-34.7	5-38.8	TIME OF POSSESSION	18:09	41:51
Had Blocked	0	0			

DEFENSIVE STATISTICS (based on coaches' film review)

Player	TT	S	A	S-yds	I-yds	PD	FF	FR	Player	TT	S	A	S-yds	I-yds	PD	FF	FR
W. Witherspoon	10	8	2	0	0	1	0	0	J.Carstens	4	2	2	0	0	0	0	0
D.Morgan	7	2	5	1-7	0	0	0	0	R.Manning	4	4	0	0	0	0	0	0
B.Buckner	7	7	0	0	0	0	0	0	M.Minter	3	3	0	0	0	1	0	0
C.Draft	7	7	0	0	0	0	0	0	C.Gamble	3	3	0	0	0	1	0	0
K.Lucas	6	5	1	0	0	0	0	0	K.Moorehead	2	1	1	0	0	0	0	0
J.Peppers	6	5	1	0	0	0	0	0	A.Wallace	1	1	0	0	0	0	0	0
B.Short	6	4	2	0	0	0	0	0	T.Davis	1	1	0	0	0	0	0	0
M.McCree	6	6	0	0	0	0	0	0	K.Rasmussen	1	1	0	0	0	0	0	0
M.Rucker	4	3	1	1-9	0	0	0	0	Total	78	63	15	2-16	0	3	0	0

NFC DIVISIONAL PLAYOFFS
ARIZONA 33 – CAROLINA 13

January 10, 2009
Bank of America Stadium • Charlotte, NC

WEATHER: Showers, 45°, Wind SW 10 MPH - ATTENDANCE: 73,695 - TIME: 3:11

The Carolina Panthers dropped a 33-13 decision at home in the NFC Divisional Playoffs to end the 2008 campaign. The Panthers jumped out to an early lead when Jonathan Stewart capped Carolina's opening drive with a nine-yard touchdown run. However, the Panthers only managed one more first down for the rest of the first half as they turned the ball over twice and punted three times. Arizona quarterback Kurt Warner hooked up with Larry Fitzgerald for 151 yards and a touchdown in the first

half as the Cardinals jumped to a 27-7 lead at the intermission. Jake Delhomme found Steve Smith for an 8-yard touchdown in the fourth quarter. Delhomme finished with 205 yards on 17 of 34 passing with one touchdown and five interceptions. DeAngelo Williams managed 63 yards rushing on 12 carries. Defensively, Jon Beason notched a second-half interception along with nine tackles. Thomas Davis led the team with 11 tackles including one for a loss, while Damione Lewis recorded a sack.

OFFICIALS

Referee — Gene Steratore (114) Umpire — Butch Hannah (40) Head Linesman — Phil McKinnely (110) Line Judge — Michael Spanier (90)
Field Judge — Steve Zimmer (33) Side Judge —Laird Hayes (125) Back Judge — Jim Howey (37) Replay — Al Hynes

STARTING LINEUPS

Arizona Cardinals						Carolina Panthers					
Offense			Defense			Offense			Defense		
WR	11	L. Fitzgerald	LDE	94	A. Smith	WR	89	S. Smith	LDE	96	T. Brayton
LT	69	M. Gandy	NT	97	B. Robinson	LT	69	J. Gross	LDT	99	M. Kemoeatu
LG	74	R. Wells	DT	90	D. Dockett	LG	70	T. Wharton	RDT	92	D. Lewis
C	63	L. Sendlein	RDE	92	B. Berry	C	67	R. Kaili	RDE	90	J. Peppers
RG	76	D. Lului	SLB	56	C. Okeafor	RG	73	J. Bridges	SLB	53	N. Diggs
RT	75	L. Brown	MLB	54	G. Hayes	RT	79	J. Otah	MLB	52	J. Beason
WR	15	S. Breaston	WLB	58	K. Dansby	TE	47	J. King	WLB	58	T. Davis
TE	83	S. Spach	LCB	26	R. Hood	WR	87	M. Muhammad	LCB	20	C. Gamble
QB	13	K. Warner	RCB	29	D. Rodgers-Cromartie	QB	17	J. Delhomme	RCB	21	K. Lucas
RB	32	E. James	SS	24	A. Wilson	FB	45	B. Hoover	SS	43	C. Harris
TE	82	L. Pope	H	21	A. Rolle	RB	34	D. Williams	FS	30	C. Godfrey

CAROLINA SUBSTITUTIONS: K 4 J.Kasay, K 5 R.Lloyd, P 7 J.Baker, CB 23 D.Wesley, S 25 N.Salley, CB 27 C.Wilson, RB 28 J.Stewart, CB 31 R.Marshall, RB 37 N.Goings, LB 50 J.Anderson, LB 54 L.Johnson, LB 55 D.Curry, LB 56 J.Kyle, DE 66 H.Taylor, T 76 F.Omiyale, DT 78 N.Hayden, WR 80 D.Jarrett, TE 82 G.Barnidge, WR-PR 84 M.Jones, TE 88 Dante Rosario, DE 95 C. Johnson **DID NOT PLAY:** QB 12 J.McCown, C 63 G.Hangartner **INACTIVE:** 3QB 3 M.Moore, WR 18 D.Hackett, S 26 Q.Teal, LB 59 A.Seward, G 65 M.Bernadeau, WR 81 K.Moore, DT 93 D.Walker, DT 98 J.Parker

		1	2	3	4	OT	TOTAL	FIELD GOALS (made() & missed)	
VISITOR	Arizona Cardinals	14	13	3	3	-	33	N. Rackers (49) (30) 53SH (33) (20)	
HOME	Carolina Panthers	7	0	0	6	-	13		
Team	Qtr	Clock Time	PLAY DESCRIPTION (Extra Point) (Drive Info)	SCORE					
				Visitor	Home				
PANTHERS	1	11:56	J. STEWART 9 YD. RUN (J.KASAY KICK) (5-50, 3:04)	0	7				
CARDINALS	1	2:43	T. HIGHTOWER 3 YD. PASS FROM K. WARNER (N.RACKERS KICK) (6-60, 3:39)	7	7				
CARDINALS	1	1:47	E. JAMES 4 YD. RUN (N.RACKERS KICK) (2-13, 0:50)	14	7				
CARDINALS	2	10:16	N. RACKERS 49 YD. FIELD GOAL (9-49, 4:32)	17	7				
CARDINALS	2	5:28	N. RACKERS 30 YD. FIELD GOAL (8-49, 3:39)	20	7				
CARDINALS	2	3:32	L. FITZGERALD 29 YD. PASS FROM K. WARNER (N.RACKERS KICK) (3-44 , 1:39)	27	7				
CARDINALS	3	4:40	N. RACKERS 33 YD. FIELD GOAL (6-11, 3:12)	30	7				
CARDINALS	4	3:10	N. RACKERS 20 YD. FIELD GOAL (13-48, 7:37)	33	7				
PANTHERS	4	0:50	S. SMITH 8 YD. PASS FROM J. DELHOMME (PASS FAILED)	33	13				

FINAL INDIVIDUAL STATISTICS

Arizona Cardinals										Carolina Panthers									
RUSHING										RUSHING									
T. Hightower	ATT		YDS		AVG	LG		TD		D. Williams	ATT		YDS		AVG	LG		TD	
E. James	20		57		2.9	7		1		J. Stewart	3		12		4.0	9t		1	
J. Arrington	2		11		5.5	9		0											
K. Warner	3		1		0.3	3		0											
T. Smith	1		0		0.0	0		0											
Total	43		145		3.4	17		1		Total	15		75		5.0	31		1	
PASSING										PASSING									
K. Warner	ATT	CMP	YDS	SK/YD	TD	LG	IN	Rtg.		J. Delhomme	ATT	CMP	YDS	SK/YD	TD	LG	IN	Rtg.	
Total	32	21	220	1/5	2	41	1	93.2		Total	34	17	205	2/11	1	35	5	39.1	
	32	21	220	1/5	2	41	1	93.2			34	17	205	2/11	1	35	5	39.1	
PASS RECEIVING										PASS RECEIVING									
L. Fitzgerald			NO		YDS	AVG	LG	TD		M. Muhammad			NO		YDS	AVG	LG	TD	
S. Breaston			8		166	20.8	41	1		J. Stewart			5		55	11.0	20	0	
J. Arrington			4		28	7.0	12	0		D. Rosario			3		39	13.0	18	0	
J. Urban			3		10	3.3	9	0		D. Smith			3		28	9.3	14	0	
J. Urban			2		5	2.5	8	0		S. Smith			2		43	21.5	35	1	
E. James			1		9	9.0	9	0		D. Jarrett			2		27	13.5	20	0	
T. Castille			1		3	3.0	3	0		B. Hoover			1		7	7.0	7	0	
T. Hightower			1		3	3.0	3t	0		D. Williams			1		6	6.0	6	0	
E. Doucet			1		-4	-4.0	-4	0											
Total			21		220	10.5	41	2		Total			17		205	12.1	35	1	
			21		220	10.5	41	2					17		205	12.1	35	1	
INTERCEPTIONS										INTERCEPTIONS									
A. Rolle			NO		YDS	AVG	LG	TD		J. Beason			NO		YDS	AVG	LG	TD	
D. Rodgers-Cromartie			1		47	47.0	47	0					1		4	4.0	4	0	
G. Hayes			1		19	19.0	19	0											
R. Brown			1		6	6.0	6	0											
R. Hood			1		0	0.0	0	0											
R. Hood			1		0	0.0	0	0											
Total			5		72	14.4	47	0		Total			1		4	4.0	4	0	
			5		72	14.4	47	0					1		4	4.0	4	0	
PUNTING										PUNTING									
B. Graham			NO		YDS	AVG	TB	IN20	LG	J. Baker			NO		YDS	AVG	TB	IN20	LG
Total			4		174	43.5	1	2	53	Total			4		192	48.0	0	0	53
			4		174	43.5	1	2	53				4		192	48.0	0	0	53
PUNT RETURNS										PUNT RETURNS									
S. Breaston			NO		YDS	AVG	FC	LG	TD	M. Jones			NO		YDS	AVG	FC	LG	TD
(OUT OF BOUNDS)			3		15	5.0	0	11	0	(TOUCHBACK)			1		9	9.0	2	9	0
Returns			1		0	0.0	0	0	0	Returns			1		0	0.0	0	0	0
			3		15	5.0	0	11	0				1		9	9.0	2	9	0
KICKOFF RETURNS										KICKOFF RETURNS									
J. Arrington			NO		YDS	AVG	FC	LG	TD	M. Jones			NO		YDS	AVG	FC	LG	TD
(OUT OF BOUNDS)			1		23	23.0	0	23	0	D. Rosario			5		151	30.2	0	39	0
			1		0	0.0	0	0	0	B. Hoover			1		4	4.0	0	4	0
										(TOUCHBACK)			1		0	0.0	0	0	0
Returns			1		23	23.0	0	23	0	Returns			7		155	22.1	0	39	0
			1		23	23.0	0	23	0				7		155	22.1	0	39	0
FUMBLES										FUMBLES									
A. Smith	Fum	Own Rec.	Yds	TD	FF	Opp. Rec.	Yds	TD	Out Bnds	J. Delhomme	Fum	Own Rec.	Yds	TD	FF	Opp. Rec.	Yds	TD	Out Bnds
Total	0	0	0	0	1	1	0	0	0	Total	1	0	0	0	0	0	0	0	0
	0	0	0	0	1	1	0	0	0		1	0	0	0	0	0	0	0	0

VISITOR CARDINALS										VISITOR CARDINALS									
HOME PANTHERS										HOME PANTHERS									
TOTAL FIRST DOWNS										FGs -PATs Had Blocked									
By Rushing										Net Punting Average									
By Passing										TOTAL RETURN YARDAGE (Not Including Kickoffs)									
By Penalty										No. and Yards Punt Returns									
THIRD DOWN EFFICIENCY										No. and Yards Kickoff Returns									
FOURTH DOWN EFFICIENCY										No. and Yards Interception Returns									
TOTAL NET YARDS										PENALTIES Number and Yards									
Total Offensive Plays (inc. times thrown passing)										FUMBLES Number and Lost									
Average gain per offensive play										TOUCHDOWNS									
NET YARDS RUSHING										Rushing									
Total Rushing Plays										Passing									
Average gain per rushing play										EXTRA POINTS Made-Attempts									
Tackles for a loss-number and yards										Kicking Made-Attempts									
NET YARDS PASSING										Passing Made-Attempts									
Times thrown - yards lost attempting to pass										FIELD GOALS Made-Attempts									
Gross yards passing										RED ZONE EFFICIENCY									
PASS ATTEMPTS-COMPLETIONS-HAD INTERCEPTED										GOAL TO GO EFFICIENCY									
Avg gain per pass play (inc.# thrown passing)										SAFETIES									
KICKOFFS Number-In End Zone-Touchbacks										FINAL SCORE									
PUNTS Number and Average										TIME OF POSSESSION									
Had Blocked																			

DEFENSIVE STATISTICS (based on coaches' film review)

Player	TT	S	A	S-yds	I-yds	PD	FF	FR	Player	TT	S	A	S-yds	I-yds	PD	FF	FR
T. Davis	11	9	2	0	0	0	0	0	C. Gamble	3	2	1	0	0	0	0	0
C. Harris	10	10	0	0	0	0	0	0	D. Lewis	3	2	1	1-5	0	0	0	0
J. Beason	9	6	3	0	1-4	0	0	0	C. Johnson	3	2	1	0	0	0	0	0
C. Godfrey	7	6	1	0	0	0	0	0	J. Peppers	2	2	0	0	0	0	0	0
K. Lucas	7	5	2	0	0	0	0	0	R. Marshall	2	2	0	0	0	0	0	0
M. Kemoeatu	6	5	1	0	0	0	0	0	N. Hayden	1	1	0	0	0	0	0	0
T. Brayton	6	3	3	0	0	0	0	0	C. Wilson	1	1	0	0	0	0	0	0
N. Diggs	5	4	1	0	0	0	0	0	Total	76	60	16	1-5	1-4	0	0	0

NFC DIVISIONAL PLAYOFFS
SAN FRANCISCO 23 – CAROLINA 10

January 12, 2014
Bank of America Stadium • Charlotte, NC

WEATHER: Sunny, 54°, Wind W 8 MPH - ATTENDANCE: 73, 784 - TIME: 1:05 PM

Quarterback Colin Kaepernick threw for 196 yards and one touchdown and running back Frank Gore added 84 yards on 17 carries leading San Francisco to a 23-10 victory over Carolina in the NFC Divisional Playoffs. San Francisco jumped out to a 6-0 lead courtesy of two field goals from Phil Dawson and costly Carolina penalties. Still, the Panthers appeared poised to take their first lead on the first play of the second quarter. But quarterback Cam Newton was stopped for no gain on fourth-and-goal from the one-yard line. The defense promptly forced a three-and-out and Ted Ginn returned the punt 24 yards to the San Francisco 31-yard line. On the next play, Newton lofted a perfect pass down the sideline to Steve Smith for a 31-yard touchdown. The Panthers were in position to score another touchdown on their next possession. But both Newton and full-back Mike Tolbert failed to score on runs from the 1-yard line, forcing Carolina to settle for a 24-yard Graham Gano field goal and a 10-6 lead. The 49ers proceeded to score in the closing seconds before halftime. A pass interference

penalty wiped out an incompleton on third-and-nine, giving San Francisco first-and-goal at the 1-yard line. Quarterback Colin Kaepernick connected with tight end Vernon Davis for a 1-yard touchdown two plays later. The 49ers found the end zone again on their first drive of the third quarter after a Carolina three-and-out. Kaepernick connected with a wide open Anquan Boldin for a 45-yard gain to set up the score. Kaepernick then rushed for a 4-yard touchdown to build a 20-10 lead. Davis' touchdown catch in the second quarter capped a 12-play, 80-yard drive. Kaepernick's touchdown run in the third quarter culminated an eight-play, 77-yard drive. Dawson converted a 34-yard field goal to extend the San Francisco lead to 13 in the fourth quarter. Carolina's comeback hopes were extinguished when a pass intended for Olsen was intercepted at the San Francisco 9-yard line by safety Donte Whitner with 4:22 left in the game.

OFFICIALS

Referee — Carl Cheffers (51) Umpire — Ruben Fowler (71) Head Linesman — George Hayward (54) Line Judge — Thomas Symonette (100)
Field Judge — Scott Stenson (88) Side Judge — Ronald Torbert (62) Back Judge — Steve Freeman (133) Replay — Charles Stewart

STARTING LINEUPS

San Francisco 49ers						Carolina Panthers					
Offense			Defense			Offense			Defense		
WR	81	A. Boldin	LDT	91	R. McDonald	WR	89	S. Smith	LDE	95	C. Johnson
LT	74	J. Staley	NT	90	G. Dorsey	LT	69	J. Gross	LDT	92	D. Edwards
LG	77	M. Iupati	RDT	94	J. Smith	LG	70	T. Wharton	RDT	98	S. Lotulelei
C	59	J. Goodwin	OLB	55	A. Brooks	C	67	R. Kalil	RDE	90	F. Alexander
RG	75	A. Boone	ILB	53	N. Bowman	RG	78	N. Chandler	SLB	58	T. Davis
RT	76	A. Davis	ILB	52	P. Willis	RT	77	B. Bell	MLB	59	L. Kuechly
TE	85	V. Davis	OLB	99	A. Smith	TE	88	G. Olsen	WLB	76	G. Hardy
WR	15	M. Crabtree	LCB	26	T. Brock	WR	11	B. LaFell	LCB	41	C. Munnerlyn
QB	7	C. Kaepernick	RCB	25	T. Brown	QB	1	C. Newton	RCB	23	M. White
RB	21	F. Gore	FS	35	E. Reid	FB	35	M. Tolbert	SS	27	Q. Mikell
FB	48	W. Tukuafu	SS	31	D. Whitner	RB	34	D. Williams	FS	21	M. Mitchell

CAROLINA SUBSTITUTIONS: P 8 B.Nortman, K 9 G.Gano, WR 19 T.Ginn, CB 22 J.Thomas, RB 25 K.Barner, CB 29 D.Florence, S 38 R.Lester, S 42 C.Jones, LS 44 J.Jansen, TE/FB 47 R.Brockel, LB 54 J.Williams, LB 56 A.J.Klein, LB 57 J.Senn, C 63 G.Hangartner, C 64 B.Folkerts, G 75 C.Scott, TE 84 B.Hartssock, TE 86 B.Williams, WR 87 D.Hixon, DT 91 C.Cole, LB 93 C.Blackburn, DE 97 M.Addison, DT 99 K.Short **DID NOT PLAY:** QB 3 D.Anderson **INACTIVE:** WR 12 T.King, WR 15 M.McNutt, CB 24 J.Norman, RB 28 J.Stewart, LB 55 D.Connor, T 74 T.Bond, DE 96 W.Horton

		1	2	3	4	OT	TOTAL	FIELD GOALS (made() & missed)	
VISITOR	San Francisco 49ers	6	7	7	3	-	23	P. Dawson (49) (33) (34)	
HOME	Carolina Panthers	0	10	0	0	-	10	G. Gano (24)	

Team	Qtr	Clock Time	PLAY DESCRIPTION (Extra Point) (Drive Info)	SCORE	
				Visitor	Home
49ERS	1	9:12	P. DAWSON 49 YD. FIELD GOAL (13-49, 5:48)	3	0
49ERS	1	4:33	P. DAWSON 33 YD. FIELD GOAL (6-31, 1:45)	6	0
PANTHERS	2	13:40	S. SMITH 31 YD. PASS FROM C. NEWTON (G. GANO KICK) (1-31, 0:07)	6	7
PANTHERS	2	3:41	G. GANO 24 YD. FIELD GOAL (13-73, 8:59)	6	10
49ERS	2	0:05	V. DAVIS 1 YD. PASS FROM C. KAEPERNICK (P. DAWSON KICK) (12-80, 3:36)	13	10
49ERS	3	8:53	C. KAEPERNICK 4 YD. RUN (P. DAWSON KICK) (8-77, 4:32)	20	10
49ERS	4	7:35	P. DAWSON 34 YD. FIELD GOAL 913-73, 7:58)	23	10

FINAL INDIVIDUAL STATISTICS

San Francisco 49ers										Carolina Panthers											
RUSHING	ATT		YDS		AVG		LG		TD	RUSHING	ATT		YDS		AVG		LG		TD		
F. Gore	17		84		4.9		39		0	C. Newton	10		54		5.4		11		0		
K. Hunter	9		27		3.0		17		0	M. Tolbert	8		20		2.5		5		0		
C. Kaepernick	8		15		1.9		7		1	D. Williams	5		13		2.6		7		0		
										B. LaFell	1		6		6.0		6		0		
Total	34		126		3.7		39		1	Total	24		93		3.9		11		0		
PASSING	ATT	CMP	YDS	SK/YD	TD	LG	IN	Rtg.		PASSING	ATT	CMP	YDS	SK/YD	TD	LG	IN	Rtg.			
C. Kaepernick	28	15	196	1/7	1	45	0	87.8		C. Newton	25	16	267	5/35	1	59	2	79.9			
A. Boldin	1	0	0	0/0	0	0	0	39.6													
A. Lee	1	0	0	0/0	0	0	0	39.6													
Total	30	15	196	1/7	1	45	0	82.1		Total	25	16	267	5/35	1	59	2	79.9			
PASS RECEIVING			NO		YDS		AVG		LG	TD	PASS RECEIVING			NO		YDS		AVG		LG	TD
A. Boldin			8		136		17.0		45	0	T. Ginn			4		104		26.0		59	0
M. Crabtree			3		26		8.7		20	0	S. Smith			4		74		18.5		31	1
Q. Patton			1		23		23.0		23	0	G. Olsen			4		55		13.8		35	0
F. Gore			1		8		8.0		8	0	B. LaFell			4		34		8.5		13	0
W. Tukuafu			1		2		2.0		2	0											
V. Davis			1		1		1.0		1	1											
Total			15		196		13.1		45	1	Total			16		267		16.7		59	1
INTERCEPTIONS			NO		YDS		AVG		LG	TD	INTERCEPTIONS			NO		YDS		AVG		LG	TD
D. Whitner			1		18		18.0		18	0											
P. Willis			1		-1		-1.0		-1	0											
Total			2		17		8.5		18	0	Total			0		0		0.0		0	0
PUNTING		NO		YDS		AVG		TB	IN20	LG	PUNTING		NO		YDS		AVG		TB	IN20	LG
A. Lee		2		95		47.5		0	0	52	B. Nortman		2		84		42.0		0	1	51
Total		2		95		47.5		0	0	52	Total		2		84		42.0		0	1	51
PUNT RETURNS		NO		YDS		AVG		FC	LG	TD	PUNT RETURNS		NO		YDS		AVG		FC	LG	TD
L. James		0		0		0.0		2	0	0	T. Ginn		2		27		13.5		0	24	0
Returns		0		0		0.0		2	0	0	Returns		2		27		13.5		0	24	0
KICKOFF RETURNS		NO		YDS		AVG		FC	LG	TD	KICKOFF RETURNS		NO		YDS		AVG		FC	LG	TD
[TOUCHBACK]		3		0		0.0		0	0	0	T. Ginn		3		62		20.7		0	25	0
											K. Barner		1		16		16.0		0	16	0
Returns		0		0		0.0		0	0	0	[TOUCHBACK]		2		0		0.0		0	0	0
											Returns		4		78		19.5		0	25	0
FUMBLES	Fum	Own Rec.	Yds	TD	FF	Opp. Rec.	Yds	TD	Out Bnds		FUMBLES	Fum	Own Rec.	Yds	TD	FF	Opp. Rec.	Yds	TD	Out Bnds	
C. Kaepernick	1	0	-2	0	0	0	0	0	0	0											
F. Gore	0	1	0	0	0	0	0	0	0	0											
Total	1	1	-2	0	0	0	0	0	0	0	Total	0	0	0	0	0	0	0	0	0	0

FINAL TEAM STATISTICS

TOTAL FIRST DOWNS	21	18	Fgs -PATs Had Blocked	0-0	0-0
By Rushing	5	7	Net Punting Average	34.0	42.0
By Passing	11	9	TOTAL RETURN YARDAGE (Not Including Kickoffs)	17	27
By Penalty	5	2	No. and Yards Punt Returns	0-0	2-27
THIRD DOWN EFFICIENCY	6-14-43%	6-10-60%	No. and Yards Kickoff Returns	0-0	4-78
FOURTH DOWN EFFICIENCY	0-1-0%	0-1-0%	No. and Yards Interception Returns	2-17	0-0
TOTAL NET YARDS	315	325	PENALTIES Number and Yards	5-40	8-73
Total Offensive Plays (inc. times thrown passing)	65	54	FUMBLES Number and Lost	1-0	0-0
Average gain per offensive play	4.8	6.0	TOUCHDOWNS	2	1
NET YARDS RUSHING	126	93	Rushing	1	0
Total Rushing Plays	34	24	Passing	1	1
Average gain per rushing play	3.7	3.9	EXTRA POINTS Made-Attempts	2-2	1-1
Tackles for a loss-number and yards	4-9	2-3	Kicking Made-Attempts	2-2	1-1
NET YARDS PASSING	189	232	Passing Made-Attempts	0-0	0-0
Times thrown - yards lost attempting to pass	1-7	5-35	FIELD GOALS Made-Attempts	3-3	1-1
Gross yards passing	196	267	RED ZONE EFFICIENCY	2-4-50%	0-3-0%
PASS ATTEMPTS-COMPLETIONS-HAD INTERCEPTED	30-15-0	25-16-2	GOAL TO GO EFFICIENCY	2-2-100%	0-3-0%
Avg gain per pass play (inc.# thrown passing)	6.1	7.7	SAFETIES	0	0
KICKOFFS Number-In End Zone-Touchbacks	6-3-2	3-3-3	FINAL SCORE	23	10
PUNTS Number and Average	2-47.5	2-42.0	TIME OF POSSESSION	29:55	30:05
Had Blocked	0	0			

DEFENSIVE STATISTICS (based on coaches' film review)

Player	TT	S	A	S-yds	I-yds	PD	FF	FR	Player	TT	S	A	S-yds	I-yds	PD	FF	FR
L. Kuechly	15	10	5	1-7	0	2	0	0	C. Munnerlyn	4	4	0	0	0	0	0	0
T. Davis	9	7	2	0	0	0	0	0	C. Johnson	3	3	0	0	0	0	0	0
C. Blackburn	7	5	2	0	0	1	0	0	C. Cole	2	1	1	0	0	0	0	0
K. Short	6	4	2	0	0	0	0	0	D. Edwards	2	0	2	0	0	0	0	0
G. Hardy	5	4	1	0	0	0	0	0	D. Florence	2	0	2	0	0	0	0	0
M. Mitchell	5	2	3	0	0	1	0	0	M. Addison	1	1	0	0	0	0	0	0
M. White	5	4	1	0	0	0	0	0	G. Mikell	1	1	0	0	0	2	0	0
S. Lotulelei	4	2	2	0	0	0	0	0	F. Alexander	0	0	0	0	0	0	0	0
									Total	71	48	23	1-7	0	0	0	0

NFC WILD CARD PLAYOFFS
CAROLINA 27 – ARIZONA 16

January 3, 2015
Bank of America Stadium • Charlotte, NC

WEATHER: Rain, 51°, Wind NE 6 MPH - ATTENDANCE: 71,849 - TIME: 4:20 PM

Carolina running back Jonathan Stewart rushed for 123 yards with a touchdown and the Panthers defense limited Arizona to an NFL postseason record low 78 total yards, leading the Panthers to a 27-16 victory over Arizona. The Panthers built a 10-0 lead after two possessions in the first quarter. A 47-yard Graham Gano field goal was followed by a 13-yard touchdown run by Stewart, who made two defenders miss before spinning into the end zone. Carolina then forced Arizona to punt for a third consecutive time, but returner Brenton Bersin tried to secure the ball after an awkward bounce, and muffed it. The Cardinals recovered the loose ball at the Panthers' 30-yard line. Six plays later, quarterback Ryan Lindley found Jerricho Cotchery and returned 50 yards before Newton ran him down at the Carolina 17-yard line. Four plays later, running back Marion Grice gave Arizona a 14-10 lead with a 1-yard touchdown run. Gano trimmed the deficit to one with a 39-yard field goal in the final seconds of the first half.

Carolina got on the board first in the second half. Newton tossed a screen pass to running back Fozzy Whitaker on the right side of the field, and he avoided four Cardinals as he cut across the middle. Left tackle Byron Bell provided a block on cornerback Patrick Peterson to allow Whitaker to score. Former Panther Ted Ginn, Jr. tried to ignite the Cardinals by returning the ensuing kickoff from eight yards deep in the end zone. Instead, he set up Carolina's third touchdown as cornerback Melvin White forced Ginn to fumble. Linebacker Kevin Reddick recovered for Carolina at the Cardinals' 3-yard line. A third-down pass interference penalty on safety Tony Jefferson, who was covering Olsen, gave the Panthers first-and-goal. Newton faked a handoff and found fullback Mike Tolbert wide open for a 1-yard touchdown to give Carolina a 27-14 lead with 4:04 remaining in the third quarter. Arizona linebacker Sam Acho kept his team in the game by forcing Newton to fumble just before he released a pass early in the fourth quarter. Safety Rashad Johnson recovered the ball and returned it 30 yards to the Carolina 8-yard line. But linebacker Luke Kuechly kept the Panthers' 13-point lead intact by intercepting Lindley's pass for wide receiver Larry Fitzgerald on the next play. Kuechly helped seal the victory by getting a hand on a pass that rookie safety Tre Boston intercepted with 1:54 left in the game.

OFFICIALS

Referee — Ed Hochuli (85) Umpire — Tony Michalek (115) Head Linesman — Steve Steiljes (22) Line Judge — Ron Marinucci (107)
Field Judge — Adrian Hill (29) Side Judge — Boris Cheek (41) Back Judge — Scott Helverson (93) Replay — Tom Sifferman

STARTING LINEUPS

Arizona Cardinals					Carolina Panthers						
Offense			Defense		Offense		Defense				
WR	11	L.Fitzgerald	DE	93	C.Campbell	WR	16	C.Brown	LDE	95	C.Johnson
LT	68	J.Veldheer	NT	92	D.Williams	LT	77	B.Bell	LDT	99	K.Short
LG	62	T.Larsen	DT	98	F.Rucker	LG	68	A.Norwell	RDT	98	S.Lotulelei
C	63	L.Sendlein	DE	95	T.Kelly	C	67	R.Kalil	RDE	96	W.Horton
RG	74	P.Fanaika	SAM	57	A.Okafor	RG	70	T.Turner	SLB	57	A.Glanton
RT	70	B.Massie	ILB	50	L.Foote	RT	74	M.Remmers	MLB	59	L.Kuechly
TE	84	R.Housler	WILL	94	S.Acho	TE	88	G.Olsen	WLB	58	T.Davis
WR	15	M.Floyd	LCB	21	P.Peterson	WR	13	K.Benjamin	RCB	24	J.Norman
QB	14	R.Lindley	RCB	31	A.Cromartie	QB	1	C.Newton	LCB	25	B.Benwikere
RB	30	S.Taylor	SS	22	T.Jefferson	RB	28	J.Stewart	SS	41	R.Harper
TE	85	D.Fells	FS	26	R.Johnson	FB	84	E.Dickson	FS	33	T.Boston

CAROLINA SUBSTITUTIONS: P 8 B.Nortman, K 9 G.Gano, WR 11 B.Bersin, QB 14 J.Webb, CB 23 M.White, RB 34 D.Williams, FB 35 M.Tolbert, CB 37 C.Byndom, S 38 R.Lester, S 42 C.Jones, RB 43 F.Whittaker, LS 44 J.Jansen, LB 52 K.Reddick, LB 53 B.Jacobs, C 64 B.Folkerts, G 75 F.Velasco, G 79 C.Scott, WR 82 J.Cotchery, TE 86 B.Williams, DT 91 C.Cole, DT 92 D.Edwards, DE 94 K.Ealy, DE 97 M.Addison DID NOT PLAY: QB 3 D.Anderson INACTIVE: S 21 T.DeCoud, CB 31 J.Dockery, LB 56 A.Klein, DT 61 K.Love, T 63 D.Foucault, G 66 A.Silatolu, DE 90 F.Alexander

		1	2	3	4	OT	TOTAL	FIELD GOALS (made() & missed)	
VISITOR	Arizona Cardinals	0	14	0	2	-	16	G. Gano (47) 43WL (39)	
HOME	Carolina Panthers	10	3	14	0	-	27		
Team	Qtr	Clock Time	PLAY DESCRIPTION (Extra Point) (Drive Info)					SCORE	
								Visitor	Home
PANTHERS	1	11:27	G.GANO 47 YD. FIELD GOAL (7-19, 2:03)					0	3
PANTHERS	1	5:21	J.STEWART 13 YD. RUN (G.GANO KICK) (8-57, 3:51)					0	10
CARDINALS	2	14:56	D.FELLS 1 YD. PASS FROM R.LINDLEY (C.CATANZARO KICK) (6-30, 2:15)					7	10
CARDINALS	2	2:50	M.GRICE 1 YD. RUN (C.CATANZARO KICK) (4-17, 2:04)					14	10
PANTHERS	2	0:15	G.GANO 39 YD. FIELD GOAL (9-59, 2:35)					14	13
PANTHERS	3	5:36	F.WHITTAKER 39 YD. PASS FROM C.NEWTON (G.GANO KICK) (1-39, 0:14)					14	20
PANTHERS	3	4:04	M.TOLBERT 1 YD. PASS FROM C.NEWTON (G.GANO KICK) (3-3, 1:24)					14	27
CARDINALS	4	0:03	B.NORTMAN TACKLED IN END ZONE BY J.BETHEL FOR A SAFETY					16	27

POSTSEASON HISTORY

FINAL INDIVIDUAL STATISTICS

Arizona Cardinals											Carolina Panthers																					
RUSHING	ATT	YDS	AVG	LG	TD	RUSHING	ATT	YDS	AVG	LG	TD																					
K. Williams	10	23	2.3	9	0	J. Stewart	24	123	5.1	35	1																					
S. Taylor	3	3	1.0	2	0	C. Newton	7	35	5.0	13	0																					
M. Grice	1	1	1.0	1	1	D. Williams	4	16	4.0	12	0																					
R. Hughes	1	0	0.0	0	0	M. Tolbert	2	7	3.5	6	0																					
						J. Colchery	1	5	5.0	5	0																					
						F. Whittaker	1	4	4.0	4	0																					
						B. Nortman	2	-2	-1.0	6	0																					
Total	15	27	1.8	9	1	Total	41	188	4.6	35	1																					
PASSING	ATT	CMP	YDS	SK/YD	TD	LG	IN	Rtg.	PASSING	ATT	CMP	YDS	SK/YD	TD	LG	IN	Rtg.															
R. Lindley	28	16	82	4/31	1	21	2	44.3	C. Newton	32	18	198	1/0	2	39	1	82.6															
Total	28	16	82	4/31	1	21	2	44.3	Total	32	18	198	1/0	2	39	1	82.6															
PASS RECEIVING	NO	YDS	AVG	LG	TD	PASS RECEIVING	NO	YDS	AVG	LG	TD																					
John.Brown	4	34	8.5	21	0	K. Benjamin	4	33	8.3	11	0																					
L. Fitzgerald	3	31	10.3	14	0	C. Brown	3	37	12.3	23	0																					
J. Carlson	3	25	8.3	14	0	G. Olsen	3	37	12.3	16	0																					
K. Williams	3	0	0.0	2	0	J. Colchery	3	14	4.7	10	0																					
R. Hughes	1	6	6.0	6	0	F. Whittaker	1	39	39.0	39	1																					
D. Fells	1	1	1.0	1	1	E. Dickson	1	34	34.0	34	0																					
M. Floyd	1	-12	-12.0	9	0	B. Bersin	1	6	6.0	6	0																					
S. Taylor	0	2	0.0	2	0	M. Tolbert	1	1	1.0	1	1																					
L. Sendlein	0	-5	-0.0	-5	0	J. Stewart	1	-3	-3.0	-3	0																					
Total	16	82	5.1	21	1	Total	18	198	11.0	39	2																					
INTERCEPTIONS	NO	YDS	AVG	LG	TD	INTERCEPTIONS	NO	YDS	AVG	LG	TD																					
A. Cromartie	1	50	50.0	50	0	T. Boston	1	11	11.0	11	0																					
	1	50	50.0	50	0	L. Kuechly	1	1	1.0	1	0																					
						Total	2	12	6.0	11	0																					
PUNTING	NO	YDS	AVG	TB	IN20	LG	PUNTING	NO	YDS	AVG	TB	IN20	LG																			
D. Butler	9	313	34.8	0	1	52	B. Nortman	4	149	37.3	1	3	49																			
Total	9	313	34.8	0	1	52	Total	4	149	37.3	1	3	49																			
PUNT RETURNS	NO	YDS	AVG	FC	LG	TD	PUNT RETURNS	NO	YDS	AVG	FC	LG	TD																			
T. Ginn	0	0	0.0	2	0	0	B. Bersin	1	0	0.0	5	0	0																			
(DOWNED)	1	0	0.0	0	0	0	(DOWNED)	2	0	0.0	0	0	0																			
(TOUCHBACK)	1	0	0.0	0	0	0	(OUT OF BOUNDS)	1	0	0.0	0	0	0																			
Returns	0	0	0.0	2	0	0	Returns	1	0	0.0	5	0	0																			
KICKOFF RETURNS	NO	YDS	AVG	FC	LG	TD	KICKOFF RETURNS	NO	YDS	AVG	FC	LG	TD																			
T. Ginn	2	59	29.5	1	48	0	F. Whittaker	1	20	20.0	0	20	0																			
(TOUCHBACK)	4	0	0.0	0	0	0	(TOUCHBACK)	2	0	0.0	0	0	0																			
Returns	2	59	29.5	1	48	0	Returns	1	20	20.0	0	20	0																			
Own	Opp.	Out	Own	Opp.	Out	Own	Own	Opp.	Out	Own	Opp.	Out	Own																			
FUMBLES	Fum	Rec.	Yds	TD	FF	Rec.	Yds	TD	Bnds	FUMBLES	Fum	Rec.	Yds	TD	FF	Rec.	Yds	TD	Bnds													
R. Lindley	1	1	0	0	0	0	0	0	0	B. Nortman	1	1	0	0	0	0	0	0	0													
M. Floyd	1	0	0	0	0	0	0	0	0	B. Bersin	1	0	0	0	0	0	0	0	0													
T. Ginn	1	0	0	0	0	0	0	0	0	C. Newton	1	0	0	0	0	0	0	0	0													
John.Brown	0	1	0	0	0	0	0	0	0	M. White	0	0	0	0	1	0	0	0	0													
S. Acho	0	0	0	0	1	0	0	0	0	K. Reddick	0	0	0	0	0	1	0	0	0													
J. Bethel	0	0	0	0	0	1	0	0	0																							
R. Johnson	0	0	0	0	0	1	30	0	0																							
Total	3	2	0	0	1	2	30	0	0	Total	0	0	0	0	1	1	0	0	0													
VISITOR											HOME																					
CARDINALS											PANTHERS																					
TOTAL FIRST DOWNS											Had Blocked											0										
By Rushing											FGs - PATs Had Blocked											0-0										
By Passing											Net Punting Average											34.8										
By Penalty											TOTAL RETURN YARDAGE (Not Including Kickoffs)											50										
THIRD DOWN EFFICIENCY											No. and Yards Punt Returns											0-0										
FOURTH DOWN EFFICIENCY											No. and Yards Kickoff Returns											2-59										
TOTAL NET YARDS											No. and Yards Interception Returns											1-50										
Total Offensive Plays (inc. times thrown passing)											PENALTIES Number and Yards											7-38										
Average gain per offensive play											FUMBLES Number and Lost											3-1										
NET YARDS RUSHING											TOUCHDOWNS											2										
Total Rushing Plays											Rushing											1										
Average gain per rushing play											Passing											1										
Tackles for a loss-number and yards											EXTRA POINTS Made-Attempts											2-2										
											Kicking Made-Attempts											2-2										
NET YARDS PASSING											FIELD GOALS Made-Attempts											0-0										
Times thrown - yards lost attempting to pass											RED ZONE EFFICIENCY											2-3-67%										
Gross yards passing											GOAL TO GO EFFICIENCY											2-3-67%										
PASS ATTEMPTS-COMPLETIONS-HAD INTERCEPTED											SAFETIES											1										
Avg gain per pass play (inc.# thrown passing)											FINAL SCORE											16										
KICKOFFS Number-In End Zone-Touchbacks											TIME OF POSSESSION											27:54										
PUNTS Number and Average																						37:06										
Player	TT	S	A	S-yds	I-yds	PD	FF	FR	Player	TT	S	A	S-yds	I-yds	PD	FF	FR															
L. Kuechly	10	6	4	0	1-1	2	0	0	D. Edwards	1	1	0	1-8	0	0	0	0															
T. Davis	7	4	3	0	0	0	0	0	K. Short	1	0	1	1-6	0	0	0	0															
C. Jones	5	2	3	0	0	0	0	0	B. Bernikwere	1	1	0	0	0	0	0	0															
S. Lotulelei	4	3	1	0	0	0	0	0	K. Ealy	1	0	1	0	0	0	0	0															
J. Norman	4	2	2	0	0	0	0	0	C. Cole	1	0	1	0	0	0	0	0															
C. Johnson	3	2	1	2-17	0	0	0	0	W. Horton	1	0	1	0	0	0	0	0															
T. Boston	2	1	1	0	1-11	1	0	0	Total	41	23	18	4-31	2	3	0	0															

NFC DIVISIONAL PLAYOFFS
SEATTLE 31 – CAROLINA 17

January 10, 2015
CenturyLink Field • Seattle, WA

WEATHER: Cloudy, 48°, Wind 0 MPH - ATTENDANCE: 68,524 - TIME: 5:21 PM PST

Seattle quarterback Russell Wilson completed 15-of-22 passes for 268 yards and three touchdown passes leading the Seahawks to a 31-17 victory over Carolina in the Divisional Playoffs. Seattle got on the scoreboard first after Panthers quarterback Cam Newton fumbled on a late hand-off to running back Jonathan Stewart that Seahawks defensive tackle Tony McDaniel recovered. Four plays later, Russell Wilson connected with wide receiver Doug Baldwin for a 16-yard touchdown. Carolina responded with a 14-play, 79-yard drive that ended with Newton finding rookie wide receiver Kelvin Benjamin in the end zone with a seven-yard pass. With four seconds left in

the half, Panthers kicker Graham Gano nailed a 35-yard field goal to cut the deficit to four. With a scoreless third quarter, Seattle capitalized offensively and defensively in the fourth quarter to seal the fate for the Panthers. Wilson completed his third touchdown pass for 25 yards to tight end Luke Willson and Kam Chancellor returned an intercepted pass intended for Ed Dickson 90 yards for a touchdown shortly after. Kelvin Benjamin caught his second touchdown of the game from 15 yards out late in the fourth quarter to close the scoring.

OFFICIALS

Referee — Terry McAulay (77) Umpire —Undrey Wash (96) Head Linesman — Derick Bowers (74) Line Judge — Mark Perlman (9)
Field Judge — Bob Waggoner (25) Side Judge —Joe Larrew (73) Back Judge — Terrence Miles (111) Replay — Earnie Frantz

STARTING LINEUPS

Carolina Panthers						Seattle Seahawks					
Offense			Defense			Offense			Defense		
WR	82	J.Cotchery	LDE	95	C.Johnson	WR	89	D.Baldwin	LDE	72	M.Bennett
LT	77	B.Bell	LDT	99	K.Short	LT	76	R.Okung	LDT	99	T.McDaniel
LG	68	A.Norwell	RDT	91	C.Cole	LG	77	J.Carpenter	RDT	94	K.Williams
C	67	R.Kaill	RDE	96	W.Horton	C	60	M.Unger	RDE	56	C.Avril
RG	70	T.Turner	S	42	C.Jones	RG	64	J.Sweezy	OLB	51	B.Irvin
RT	74	M.Remmers	MLB	59	L.Kuechly	RT	68	J.Britt	MLB	54	B.Wagner
TE	88	G.Olsen	WLB	58	T.Davis	TE	82	L.Willson	OLB	50	K.Wright
WR	13	K.Benjamin	LCB	25	B.Benwikere	WR	15	J.Kearse	LCB	25	R.Sherman
QB	1	C.Newton	RCB	24	J.Norman	QB	3	R.Wilson	RCB	27	T.Simon
TE	84	E.Dickson	SS	41	R.Harper	TE	84	C.Helfet	SS	31	K.Chancellor
RB	28	J.Stewart	FS	33	T.Boston	RB	24	M.Lynch	FS	29	E.Thomas

CAROLINA SUBSTITUTIONS: P 8 B.Nortman, K 9 G.Gano, WR 11 B.Bersin, QB 14 J.Webb, WR 16 C.Brown, S 21 T.DeCoud, CB 23 M.White, RB 34 D.Williams, FB 35 M.Tolbert, CB 37 C.Byndom, RB 43 F.Whittaker, LS 44 J.Jansen, LB 52 K.Reddick, LB 53 B.Jacobs, LB 57 A.Glanton, DT 61 K.Love, C 64 B.Folkerts, G 75 F.Velasco, G 79 C.Scott, TE 86 B.Williams, DT 92 D.Edwards, DE 94 K.Ealy, DE 97 M.Addison DID NOT PLAY: QB 3 D.Anderson INACTIVE: CB 31 J.Dockery, S 38 R.Lester, LB 56 A.Klein, T 63 D.Foucault, G 66 A.Slatolau, DE 90 F.Alexander, DT 98 S.Lotulelei

		1	2	3	4	OT	TOTAL	FIELD GOALS (made() & missed)	
VISITOR	Carolina Panthers	0	10	0	7	-	17	G. Gano (35)	
HOME	Seattle Seahawks	7	7	0	17	-	31	S. Hauschka (37)	
Team		Qtr	Clock Time	PLAY DESCRIPTION (Extra Point) (Drive Info)				SCORE	
								Visitor	Home
SEAHAWKS		1	0:56	D.BALDWIN 16 YD. PASS FROM R.WILSON (S.HAUSCHKA KICK) (4-28, 1:26)				0	7
PANTHERS		2	7:44	K.BENJAMIN 7 YD. PASS FROM C.NEWTON (G.GANO KICK) (14-79, 8:12)				7	7
SEAHAWKS		2	4:54	J.KEARSE 63 YD. PASS FROM R.WILSON (S.HAUSCHKA KICK) (5-77, 2:50)				7	14
PANTHERS		2	0:00	G.GANO 35 YD. FIELD GOAL (13-62, 4:54)				10	14
SEAHAWKS		4	14:55	S.HAUSCHKA 37 YD. FIELD GOAL (12-69, 6:32)				10	17
SEAHAWKS		4	10:26	L.WILLSON 25 YD. PASS FROM R.WILSON (S.HAUSCHKA KICK) (6-58, 2:27)				10	24
SEAHAWKS		4	5:55	K.CHANCELLOR 90 YD. INTERCEPTION RETURN (S.HAUSCHKA KICK)				10	31
PANTHERS		4	2:34	K.BENJAMIN 15 YD. PASS FROM C.NEWTON (G.GANO KICK) (8-83, 3:21)				17	31

FINAL INDIVIDUAL STATISTICS

Carolina Panthers										Seattle Seahawks										
RUSHING	ATT	YDS	AVG	LG	TD					RUSHING	ATT	YDS	AVG	LG	TD					
J. Stewart	13	70	5.4	16	0					M. Lynch	14	59	4.2	25	0					
C. Newton	11	37	3.4	9	0					R. Wilson	7	22	3.1	14	0					
D. Williams	2	14	7.0	8	0					R. Turbin	7	19	2.7	13	0					
M. Tolbert	2	10	5.0	7	0															
F. Whittaker	1	1	1.0	1	0															
J. Cotchery	1	0	0.0	0	0															
Total	30	132	4.4	16	0					Total	28	100	3.6	25	0					
PASSING	ATT	CMP	YDS	SK/YD	TD	LG	IN	Rtg.		PASSING	ATT	CMP	YDS	SK/YD	TD	LG	IN	Rtg.		
C. Newton	36	23	246	2/16	2	31	2	79.2		R. Wilson	22	15	268	2/20	3	63	0	149.2		
	36	23	246	2/16	2	31	2	79.2			22	15	268	2/20	3	63	0	149.2		
PASS RECEIVING		NO	YDS	AVG	LG	TD				PASS RECEIVING		NO	YDS	AVG	LG	TD				
K. Benjamin	7	75	10.7	28	2					L. Willson	4	68	17.0	29	1					
G. Olsen	4	58	14.5	31	0					J. Kearse	3	129	43.0	63	1					
J. Cotchery	3	25	8.3	13	0					D. Baldwin	3	38	12.7	16	1					
E. Dickson	2	33	16.5	19	0					M. Lynch	3	6	2.0	5	0					
C. Brown	2	24	12.0	14	0					P. Richardson	1	21	21.0	21	0					
D. Williams	2	2	1.0	2	0					R. Lockette	1	6	6.0	6	0					
M. Tolbert	1	14	14.0	14	0															
B. Bersin	1	11	11.0	11	0															
J. Stewart	1	4	4.0	4	0															
Total	23	246	10.7	31	2					Total		15	268	17.9	63	3				
INTERCEPTIONS		NO	YDS	AVG	LG	TD				INTERCEPTIONS		NO	YDS	AVG	LG	TD				
										K. Chancellor	1	90	90.0	90	1					
										R. Sherman	1	0	0.0	0	0					
Total		0	0	0	0	0				Total		2	90	45.0	90	1				
PUNTING		NO	YDS	AVG	TB	IN20	LG			PUNTING		NO	YDS	AVG	TB	IN20	LG			
B. Nortman	4	157	39.3	0	1	48				J. Ryan	4	154	38.5	0	3	45				
Total	4	157	39.3	0	1	48				Total	4	154	38.5	0	3	45				
PUNT RETURNS		NO	YDS	AVG	FC	LG	TD			PUNT RETURNS		NO	YDS	AVG	FC	LG	TD			
B. Bersin	0	0	0.0	4	0	0				B. Walters	1	9	9.0	3	9	0				
Returns	0	0	0.0	4	0	0				Returns	1	9	9.0	3	9	0				
KICKOFF RETURNS		NO	YDS	AVG	FC	LG	TD			KICKOFF RETURNS		NO	YDS	AVG	FC	LG	TD			
F. Whittaker	2	42	21.0	0	23	0				P. Richardson	1	26	26.0	0	26	0				
B. Bersin	1	24	24.0	0	24	0				(TOUCHBACK)	1	0	0.0	0	0	0				
(TOUCHBACK)	3	0	0.0	0	0	0				Returns	1	26	26.0	0	26	0				
Returns	3	66	22.0	0	24	0														
FUMBLES		Own	Yds	TD	FF	Opp. Rec.	Yds	TD	Out Bnds	FUMBLES		Own	Yds	TD	FF	Opp. Rec.	Yds	TD	Out Bnds	
C. Newton	2	0	-3	0	0	0	0	0	1	R. Wilson	1	2	-2	0	0	0	0	0	0	
J. Stewart	1	0	0	0	0	0	0	0	1	M. Lynch	1	0	0	0	0	0	0	0	0	
W. Horton	0	0	0	0	1	0	0	0	0	O. Schofield	0	0	0	0	1	0	0	0	0	
										E. Thomas	0	0	0	0	1	0	0	0	0	
										T. McDaniel	0	0	0	0	1	0	0	0	0	
Total	3	0	-3	0	1	0	0	0	2	Total	2	2	-2	0	2	1	0	0	0	

	VISITOR PANTHERS			HOME SEAHAWKS				VISITOR PANTHERS			HOME SEAHAWKS		
TOTAL FIRST DOWNS			21			16	FGs - PATs Had Blocked			0-0			0-0
By Rushing			6			5	Net Punting Average			37.0			38.5
By Passing			14			10	TOTAL RETURN YARDAGE (Not Including Kickoffs)			0			99
By Penalty			1			1	No. and Yards Punt Returns			0-0			1-9
THIRD DOWN EFFICIENCY			9-16-56%			7-13-54%	No. and Yards Kickoff Returns			3-66			1-26
FOURTH DOWN EFFICIENCY			1-1-100%			0-0-0%	No. and Yards Interception Returns			0-0			2-90
TOTAL NET YARDS			362			348	PENALTIES Number and Yards			5-35			6-60
Total Offensive Plays (inc. times thrown passing)			68			52	FUMBLES Number and Lost			3-1			2-0
Average gain per offensive play			5.3			6.7	TOUCHDOWNS			2			4
NET YARDS RUSHING			132			100	Rushing			0			0
Total Rushing Plays			30			28	Passing			2			3
Average gain per rushing play			4.4			3.6	Interceptions			0			1
Tackles for a loss-number and yards			0-0			2-7	EXTRA POINTS Made-Attempts			2-2			4-4
NET YARDS PASSING			230			248	Kicking Made-Attempts			2-2			4-4
Times thrown - yards lost attempting to pass			2-16			2-20	FIELD GOALS Made-Attempts			1-1			1-1
Gross yards passing			246			268	RED ZONE EFFICIENCY			2-4-50%			1-3-33%
PASS ATTEMPTS-COMPLETIONS-HAD INTERCEPTED			36-23-2			22-15-0	GOAL TO GO EFFICIENCY			0-0-0%			0-0-0%
Avg gain per pass play (inc.# thrown passing)			6.1			10.3	SAFETIES			0			3
KICKOFFS Number-In End Zone-Touchbacks			3-2-1			6-6-3	FINAL SCORE			17			31
PUNTS Number and Average			4-39.3			4-38.5	TIME OF POSSESSION			34:03			25:57
Had Blocked			0			0							

DEFENSIVE STATISTICS (based on coaches' film review)

Player	TT	S	A	S-yds	I-yds	PD	FF	FR	Player	TT	S	A	S-yds	I-yds	PD	FF	FR
T. Davis	9	6	3	1-12	0	0	0	0	K. Ealy	3	1	2	0	0	0	0	0
L. Kuechly	8	2	6	0	0	0	0	0	J. Norman	2	2	0	0	0	0	0	0
R. Harper	5	2	3	0	0	0	0	0	D. Edwards	2	2	0	0	0	0	0	0
K. Short	4	0	4	0	0	0	0	0	W. Horton	2	1	1	0	0	0	1	0
T. Boston	3	3	0	0	0	0	0	0	C. Johnson	2	0	2	0	0	0	0	0
C. Jones	3	2	1	0	0	1	0	0	B. Benwikere	1	1	0	0	0	1	0	0
M. Addison	3	1	2	1-8	0	0	0	0	A. Glanton	1	0	1	0	0	0	0	0
C. Cole	3	1	2	0	0	0	0	0	K. Love	1	0	1	0	0	0	0	0
									Total	52	24	28	2-20	0	2	1	0

NFC DIVISIONAL PLAYOFFS
CAROLINA 31 – SEATTLE 24

January 17, 2016
Bank of America Stadium • Charlotte, NC

WEATHER: Partly Cloudy, 43°, Wind NNE 7 MPH - ATTENDANCE: 74,287 - TIME: 1:06 PM EST

Carolina earned a 31-24 victory over Seattle in the NFC Divisional Playoff at Bank of America Stadium, scoring all 31 points in the first half. The Panthers held off Seattle as they rallied with 24 second-half points. On the very first offensive snap of the game, running back Jonathan Stewart – back from a three-game absence with a foot injury – slashed through the middle of Seattle’s vaunted defense for 59 yards, scoring three plays later. Not to be outdone, the defense needed just two snaps to score. After defensive tackle Star Lotulelei threw running back Marshawn Lynch for a 3-yard loss on Seattle’s first play, fellow tackle Kawann Short’s pressure of Wilson forced a bad pass for running back Marshawn Lynch that Luke Kuechly picked off and returned 14 yards for a 14-0 lead. The rest of the quarter was dedicated to an 86-yard touchdown drive that consumed nearly nine minutes – capped by a Stewart leaping score from the 1. Cornerback

Cortland Finnegan picked off a pass on Seattle’s next snap to set up a field goal, and soon after tight end Greg Olsen made an incredible grab in the back of the end zone on third-and-14 from the 19. Seattle’s Tyler Lockett returned the opening kickoff of the second half to midfield, and a penalty moved the ball to the 35. The ensuing drive would end with a 13-yard touchdown pass from Wilson to wide receiver Jermaine Kearse to put the Seahawks on the board. Later in the third quarter, Wilson found Lockett for a 33-yard touchdown and in the fourth Wilson and Kearse connected again for a 3-yard touchdown. Steven Hauschka’s 36-yard field goal with 1:12 to go pulled the Seahawks within a single score, but linebacker Thomas Davis secured an onside kick, taking away a chance for the Seahawks to score.

OFFICIALS

Referee — Tony Corrente (99) Umpire — Tony Michalek (115) Head Linesman — Patrick Turner (13) Line Judge — Jeff Bergman (32)
Field Judge — Adrian Hill (29) Side Judge — Greg Gautreaux (80) Back Judge — Scott Helverson (93) Replay — Howard Slavin

STARTING LINEUPS

Seattle Seahawks						Carolina Panthers					
Offense			Defense			Offense			Defense		
WR	89	D.Baldwin	LDE	72	M.Bennett	WR	17	D.Funchess	LDE	95	C.Johnson
LT	76	R.Okung	LDT	77	A.Rubin	TE	84	E.Dickson	LDT	98	S.Lotulelei
LG	68	J.Britt	RDT	92	B.Mebane	LT	73	M.Oher	RDT	99	K.Short
C	65	P.Lewis	RDE	56	C.Avril	LG	68	A.Norwell	RDE	69	J.Allen
RG	64	J.Sweezy	OLB	51	B.Irvin	C	67	R.Kaili	SLB	54	S.Thompson
RT	79	G.Gilliam	MLB	54	B.Wagner	RG	70	T.Turner	MLB	59	L.Kuechly
TE	82	L.Willson	OLB	50	K.Wright	RT	74	M.Remmers	WLB	58	T.Davis
WR	15	J.Kearse	RCB	25	R.Sherman	TE	88	G.Olsen	LCB	27	R.McClain
QB	3	R.Wilson	LCB	35	D.Shead	QB	1	C.Newton	RCB	24	J.Norman
WR	84	C.Helfet	FS	29	E.Thomas	FB	35	M.Tolbert	SS	41	R.Harper
RB	24	M.Lynch	S	33	K.McCray	RB	28	J.Stewart	FS	20	K.Coleman

CAROLINA SUBSTITUTIONS: P 8 B.Nortman, K 9 G.Gano, WR 10 C.Brown, QB 14 J.Webb, WR 19 T.Ginn, CB 21 T.Williams, CB 26 C.Finnegan, S 33 T.Boston, RB 34 C.Artis-Payne, S 42 C.Jones, LS 44 J.Jansen, LB 53 B.Jacobs, LB 55 D.Mayo, LB 56 A.Klein, T 60 Da.Williams, G 79 C.Scott, TE 80 S.Simonson, WR 82 J.Cotchery, DT 92 D.Edwards, DT 93 K.Love, DE 94 K.Ealy, DE 97 M.Addison DID NOT PLAY: QB 3 D.Anderson, G 61 F.Velasco INACTIVE: WR 11 B.Bersin, DB 22 L.Young, S 29 D.Marlowe, RB 32 B.Wegher, RB 43 F.Whittaker, WR 81 K.Norwood, DE 91 R.Delaire

VISITOR	HOME	Seattle Seahawks	Carolina Panthers	1	2	3	4	OT	TOTAL	FIELD GOALS (made() & missed)	
				0	0	14	10	-	24	S. Hauschka 55SH (36)	G. Gano (48)
				14	17	0	0	-	31		

Team	Qtr	Clock Time	PLAY DESCRIPTION (Extra Point) (Drive Info)	SCORE	
				Visitor	Home
PANTHERS	1	12:30	J.STEWART 4 YD. RUN (G.GANO KICK) (4-75, 2:30)	0	7
PANTHERS	1	11:38	L.KUECHLY 14 YD. INTERCEPTION RETURN (G.GANO KICK)	0	14
PANTHERS	2	14:18	J.STEWART 1 YD. RUN (G.GANO KICK) (15-86, 8:44)	0	21
PANTHERS	2	12:37	G.GANO 48 YD. FIELD GOAL (4--1, 1:35)	0	24
PANTHERS	2	6:26	G.OLSEN 19 YD. PASS FROM C.NEWTON (G.GANO KICK) (9-54, 4:45)	0	31
SEAHAWKS	3	13:27	J.KEARSE 13 YD. PASS FROM R.WILSON (S.HAUSCHKA KICK) (4-35, 1:33)	7	31
SEAHAWKS	3	7:40	T.LOCKETT 33 YD. PASS FROM R.WILSON (S.HAUSCHKA KICK) (7-63, 2:40)	14	31
SEAHAWKS	4	6:04	J.KEARSE 3 YD. PASS FROM R.WILSON (S. HAUSCHKA KICK) (9-73, 3:28)	21	31
SEAHAWKS	4	1:12	S.HAUSCHKA 36 YD. FIELD GOAL (11-60, 1:37)	24	31

FINAL INDIVIDUAL STATISTICS

SEATTLE SEAHAWKS										Carolina Panthers														
RUSHING	ATT	YDS	AVG	LG	TD					RUSHING	ATT	YDS	AVG	LG	TD									
R. Wilson	3	32	10.7	14	0					J. Stewart	19	106	5.6	59	2									
M. Lynch	6	20	3.3	9	0					M. Tolbert	7	17	2.4	5	0									
D. Shead	1	17	17.0	17	0					T. Ginn	1	11	11.0	11	0									
F. Jackson	2	9	4.5	6	0					C. Artis-Payne	3	7	2.3	3	0									
										C. Newton	11	3	0.3	5	0									
Total	12	78	6.5	17	0					Total	41	144	3.5	59	2									
PASSING	ATT	CMP	YDS	SK/YD	TD	LG	IN	Rtg.					PASSING	ATT	CMP	YDS	SK/YD	TD	LG	IN	Rtg.			
R. Wilson	48	31	366	5/41	3	33	2	91.1					C. Newton	22	16	161	1/10	1	27	0	108.3			
Total	48	31	366	5/41	3	33	2	91.1					Total	22	16	161	1/10	1	27	0	108.3			
PASS RECEIVING		NO	YDS	AVG	LG	TD					PASS RECEIVING		NO	YDS	AVG	LG	TD							
J. Kearse	11	110	10.0	17	2					G. Olsen	6	77	12.8	27	1									
D. Baldwin	8	82	10.3	20	0					J. Catchery	3	22	7.3	10	0									
L. Wilson	4	54	13.5	22	0					C. Brown	2	22	11.0	17	0									
T. Lockett	3	75	25.0	33†	1					E. Dickson	2	22	11.0	16	0									
F. Jackson	2	23	11.5	13	0					D. Funchess	1	12	12.0	12	0									
M. Lynch	2	15	7.5	11	0					J. Stewart	1	5	5.0	5	0									
K. Smith	1	7	7.0	7	0					C. Artis-Payne	1	1	1.0	1	0									
C. Michael	0	0	0.0	0	0					M. Tolbert	0	0	0.0	0	0									
										T. Ginn	0	0	0.0	0	0									
Total	31	366	11.8	33†	3					Total	16	161	10.1	27	1									
INTERCEPTIONS		NO	YDS	AVG	LG	TD					INTERCEPTIONS		NO	YDS	AVG	LG	TD							
											L. Kuechly	1	14	14.0	14	1								
											C. Finnegan	1	0	0.0	0	0								
Total	0	0	0	0	0	0					Total	2	14	7.0	14	1								
PUNTING	NO	YDS	AVG	TB	IN20	LG					PUNTING	NO	YDS	AVG	TB	IN20	LG							
J. Ryan	3	109	36.3	0	2	42					B. Nortman	5	188	37.6	0	2	46							
Total	3	109	36.3	0	2	42					Total	5	188	37.6	0	2	46							
PUNT RETURNS	NO	YDS	AVG	FC	LG	TD					PUNT RETURNS	NO	YDS	AVG	FC	LG	TD							
T. Lockett	1	8	8.0	3	8	0					T. Ginn	1	0	0.0	1	0	0							
[DOWNED]	1	0	0.0	0	0	0					(OUT OF BOUNDS)	1	0	0.0	0	0	0							
Total	1	8	8.0	3	8	0					Total	1	0	0.0	1	0	0							
KICKOFF RETURNS	NO	YDS	AVG	FC	LG	TD					KICKOFF RETURNS	NO	YDS	AVG	FC	LG	TD							
T. Lockett	3	92	30.7	0	50	0					J. Webb	4	59	14.8	0	25	0							
[TOUCHBACK]	3	0	0.0	0	0	0																		
Total	3	92	30.7	0	50	0					Total	4	59	14.8	0	25	0							
FUMBLES	Fum	Own Rec.	Yds	TD	FF	Opp. Rec.	Yds	TD	Out Bnds					FUMBLES	Fum	Own Rec.	Yds	TD	FF	Opp. Rec.	Yds	TD	Out Bnds	
M. Bennett	0	0	0	0	1	0	0	0	0					T. Ginn	1	1	0	0	0	0	0	0	0	0
														C. Artis-Payne	1	0	0	0	0	0	0	0	0	
														M. Tolbert	0	1	2	0	0	0	0	0	0	
Total	0	0	0	0	1	0	0	0	0					Total	2	2	2	0	0	0	0	0	0	0

VISITOR SEAHAWKS										HOME PANTHERS									
TOTAL FIRST DOWNS	23									TOTAL RETURN YARDAGE (Not Including Kickoffs)	8								
--By Rushing	5									--No. and Yards Punt Returns	1-8								
--By Passing	18									--No. and Yards Kickoff Returns	3-92								
--By Penalty	0									--No. and Yards Interception Returns	0-0								
THIRD DOWN EFFICIENCY	5-11-45%									PENALTIES Number and Yards	3-20								
FOURTH DOWN EFFICIENCY	1-2-50%									FUMBLES Number and Lost	0-0								
TOTAL NET YARDS	403									TOUCHDOWNS	3								
--Total Offensive Plays (inc. times thrown passing)	65									--Rushing	0								
--Average gain per offensive play	6.2									--Passing	3								
NET YARDS RUSHING	78									--Interceptions	0								
--Total Rushing Plays	12									EXTRA POINTS Made-Attempts	3-3								
--Average gain per rushing play	6.5									--Kicking Made-Attempts	3-3								
--Tackles for a loss-number and yards	1-3									FIELD GOALS Made-Attempts	1-2								
NET YARDS PASSING	325									RED ZONE EFFICIENCY	2-4-50%								
--Times thrown - yards lost attempting to pass	5-41									GOAL TO GO EFFICIENCY	1-1-100%								
--Gross yards passing	366									SAFETIES	0								
PASS ATTEMPTS-COMPLETIONS-HAD INTERCEPTED	48-31-2									FINAL SCORE	24								
--Avg gain per pass play (inc.# thrown passing)	6.1									TIME OF POSSESSION	24:22								
KICKOFFS Number-In End Zone-Touchbacks	5-1-0										35:38								
PUNTS Number and Average	3-36.3																		
--Had Blocked	0																		
--Net Punting Average	36.3																		
FGs - PATs Had Blocked	0-0																		

DEFENSIVE STATISTICS (based on coaches' film review)

Player	TT	S	A	S-yds	I-yds	PD	FF	FR	Player	TT	S	A	S-yds	I-yds	PD	FF	FR
L. Kuechly	10	4	6	0-0	1-14	1	0	0	K. Short	3	2	1	1-10	0-0	1	0	0
C. Coleman	9	9	0	0-0	0-0	0	0	0	T. Boston	1	1	0	1-8	0-0	0	0	0
R. McClain	8	8	0	0-0	0-0	0	0	0	D. Edwards	1	1	0	1-9	0-0	0	0	0
T. Davis	5	4	1	0-0	0-0	1	0	0	S. Lotulelei	1	1	0	0-0	0-0	0	0	0
C. Finnegan	5	3	2	0-0	1-0	1	0	0	S. Thompson	1	0	1	0-0	0-0	0	0	0
R. Harper	5	5	0	0-0	0-0	0	0	0	Total	57	46	11	5-41	2-14	4	0	0
J. Norman	5	5	0	1-14	0-0	0	0	0									
C. Johnson	3	3	0	1-0	0-0	0	0	0									

NFC CHAMPIONSHIP
CAROLINA 49 – ARIZONA 15

January 24, 2016
Bank of America Stadium • Charlotte, NC

WEATHER: Clear, 39°, Wind SW 4 MPH - ATTENDANCE: 74,294 - TIME: 6:42 PM EST

Carolina won the NFC Championship and advanced to the second Super Bowl in franchise history with a 49-15 victory over Arizona at Bank of America Stadium. The win was the Panthers 13th consecutive at home, including the playoffs. Quarterback Cam Newton threw for two touchdowns and ran for two more to become just the fourth quarterback in NFL history to produce multiple rushing and passing touchdowns in the same postseason game. Defensively, linebacker Luke Kuechly and safeties Kurt Coleman and Tre Boston came up with two takeaways apiece. The Panthers dominated the early portions of the game to take a 24-7 lead into halftime. Following halftime, Carolina took the opening kickoff of the second half and kept the ball more than seven minutes before kicking a field goal. Following a three-and-out forced by the defense, Carolina then marched 79 yards, jumpstarted by a 39-yard reception by Ted Ginn, Jr. and finished off by Newton runs of 11 and then 12 for the touchdown for a 34-7 lead. Carolina's first three drives of the game resulted in scores. Kicker Graham Gano got it going with a 45-yard field goal, then Ginn found the end zone. After Ginn set the table with a 32-yard punt return, he scored on a reverse from the 22-yard line, when Newton faked a handoff, faked a run and pitched it back to Ginn, who eventually weaved his way all the way back

across the field for the touchdown. On Carolina's next possession, Brown got past safety Rashad Johnson and sped to an 86-yard score, the longest play in Panthers postseason history. Down 17-0, Arizona did threaten to get back into it midway through the second quarter, when the Cardinals led a 79-yard touchdown drive, capped by David Johnson's 1-yard touchdown run with 5:44 left in the half. The Arizona defense followed with a three-and-out, and the Cardinals appeared set to get good field position off a short Brad Nortman punt, but Patrick Peterson muffed it. Cornerback Teddy Williams recovered it at the Arizona 46, and five plays later Newton scored with a 1-yard run for a 24-7 lead just after the two-minute warning. A Peterson interception and 72-yard return to the Carolina 22 negated a scoring chance created by a Charles Johnson strip-sack and Boston fumble recovery, but then Coleman made a leaping interception of Palmer on the next snap in the end zone. Coleman added a second interception midway through the fourth quarter, and Newton directed an 86-yard drive capped by a 5-yard touchdown pass to rookie Devin Funchess for a 42-15 lead. On Arizona's next offensive snap, Kuechly intercepted Palmer and returned it 22 yards for a touchdown that capped the scoring. Boston then added an interception – Palmer's fourth and final to go with two lost fumbles.

OFFICIALS

Referee — Bill Vinovich (52) Umpire — Dan Ferrell (64) Head Linesman — Kent Payne (79) Line Judge — Byron Boston (18)
Field Judge — Steve Zimmer (33) Side Judge — Joe Larrew (73) Back Judge — Terrence Miles (111) Replay — Larry Nemmers

STARTING LINEUPS

Arizona Cardinals					Carolina Panthers						
Offense			Defense		Offense			Defense			
WR	11	L.Fitzgerald	DT	93	C.Campbell	WR	17	D.Funchess	LDE	95	C.Johnson
LT	68	J.Veldheer	NT	97	J.Mauro	LT	73	M.Oher	LDT	98	S.Lotuleleli
LG	76	M.Iupati	DT	92	F.Rucker	LG	68	A.Norwell	RDT	99	K.Short
C	63	L.Sendllein	SAM	44	M.Golden	C	67	R.Kalil	RDE	94	K.Ealy
RG	62	T.Larsen	LB	20	D.Bucannon	RG	70	T.Turner	SLB	54	S.Thompson
RT	70	B.Massie	ILB	51	K.Minter	RT	74	M.Remmers	MLB	59	L.Kuechly
WR	12	Jo.Brown	CB	28	J.Bethel	TE	88	G.Olsen	WLB	58	T.Davis
WR	15	M.Floyd	LCB	21	P.Peterson	WR	10	C.Brown	LCB	27	R.McClain
QB	3	C.Palmer	RCB	25	J.Powers	QB	1	C.Newton	RCB	24	J.Norman
RB	31	D.Johnson	SS	26	R.Johnson	WR	82	J.Cotchery	SS	41	R.Harper
WR	13	Ja.Brown	FS	22	T.Jefferson	RB	28	J.Stewart	FS	20	K.Coleman

CAROLINA SUBSTITUTIONS: QB 3 D.Anderson, P 8 B.Nortman, K 9 G.Gano, QB 14 J.Webb, WR 19 T.Ginn, CB 21 T.Williams, CB 26 C.Finnegan, S 33 T.Boston, FB 35 M.Tolbert, S 42 C.Jones, RB 43 F.Whittaker, LS 44 J.Jansen, LB 53 B.Jacobs, LB 55 D.Mayo, LB 56 A.Klein, T 60 Da.Williams, G 61 F.Velasco, G 79 C.Scott, TE 80 S.Simonson, TE 84 E.Dickson, DE 91 R.Delaire, DT 92 D.Edwards, DT 93 K.Love, DE 97 M.Addison INACTIVE: WR 11 B.Bersin, DB 22 L.Young, S 29 D.Marlowe, RB 32 B.Wegher, RB 34 C.Artis-Payne, DE 69 J.Allen, WR 81 K.Norwood

		1	2	3	4	OT	TOTAL	FIELD GOALS (made() & missed)	
VISITOR	Arizona Cardinals	0	7	0	8	-	15	G. Gano (45/21)	
HOME	Carolina Panthers	17	7	10	15	-	49		
Team	Qtr	Clock Time	PLAY DESCRIPTION (Extra Point) (Drive Info)				SCORE		
							Visitor	Home	
PANTHERS	1	9:30	G.GANO 45 YD. FIELD GOAL (8-39, 3:56)				0	3	
PANTHERS	1	4:31	T.GINN 22 YD. RUN (G.GANO KICK) (5-49, 3:16)				0	10	
PANTHERS	1	0:49	C.BROWN 86 YD. PASS FROM C.NEWTON (G.GANO KICK) (3-88, 0:59)				0	17	
CARDINALS	2	5:44	D.JOHNSON 1 YD. RUN (C.CATANZARO KICK) (10-79, 6:03)				7	17	
PANTHERS	2	1:56	C.NEWTON 1 YD. RUN (G.GANO KICK) (5-46, 2:49)				7	24	
PANTHERS	3	7:50	G.GANO 21 YD. FIELD GOAL (11-80, 7:10)				7	27	
PANTHERS	3	2:08	C.NEWTON 12 YD. RUN (G.GANO KICK) (8-79, 4:11)				7	34	
CARDINALS	4	14:16	D.FELLS 21 YD. PASS FROM C.PALMER (J.NELSON RUN) (10-80, 2:52)				15	34	
PANTHERS	4	5:26	D.FUNCHESS 5 YD. PASS FROM C.NEWTON (C.NEWTON-M.TOLBERT PASS) (9-84, 6:12)				15	42	
PANTHERS	4	5:11	L.KUECHLY 22 YD. INTERCEPTION RETURN (G.GANO KICK)				15	49	

SUPER BOWL 50
DENVER 24 – CAROLINA 10

February 7, 2016
Levi's Stadium • Santa Clara, CA

WEATHER: Sunny, 76°, Wind NW 16 MPH - ATTENDANCE: 71,088 - TIME: 3:39 PM PST

A disruptive Denver defense held Carolina to 10 points as the Broncos earned a 24-10 victory over the Panthers in Super Bowl 50 in Santa Clara, Calif. Carolina, despite uncharacteristic turnovers and penalties, had the ball twice trailing 16-10 in the fourth quarter. The first time, the Panthers went three-and-out. The second time, on third-and-9, quarterback Cam Newton was strip-sacked for the second time in the game by Super Bowl MVP Von Miller. Safety T.J. Ward recovered the ball at the Carolina 4-yard line, leading to a game-sealing 2-yard touchdown run by running back C.J. Anderson. Carolina produced 315 total yards compared to Denver's 194. The Panthers had 21 first downs compared to Denver's 11. But those stats were irrelevant in determining the outcome. Not only did the Broncos defense produce four takeaways and seven sacks, they scored one of the game's three touchdowns. After Denver opened the scoring with a 34-yard field goal, Miller strip-sacked Newton, and defensive end Malik Jackson made the recovery in the end zone. Thanks to that defensive touchdown, the Broncos never trailed. Running back Jonathan Stewart capped a 73-yard drive with a 1-yard touchdown run in the second quarter, cutting the deficit to 10-7. The game took a strange turn late in the first half. The Panthers' punt coverage team mistakenly thought Denver returner Jordan Norwood was calling for a fair catch, and that hesitation allowed him to escape down the sideline for a 61-yard return. Defensive end Mario

Addison made the touchdown-saving tackle at the Carolina 14-yard line. The Broncos were forced to settle for a 33-yard field, extending their lead to 13-7. Carolina looked primed to answer as fullback Mike Tolbert lowered his shoulder at the Denver 40-yard line, but he fumbled the ball away after colliding with safety Darian Stewart. Three plays later, defensive end Kony Ealy dropped into coverage and used one hand to pick off quarterback Peyton Manning's pass for wide receiver Emmanuel Sanders. Ealy became the first player in Super Bowl history to record multiple sacks and an interception. After the teams exchanged three-and-outs, the Panthers had a chance to cut into the deficit, taking over at their own 19-yard line with 1:55 remaining in the half. The Panthers advanced past midfield, but linebacker DeMarcus Ware sacked Newton to run out the clock. The Panthers took the ball into Denver territory with the opening possession of the second half, but no points came of it after Graham Gano's 44-yard kick clanked off the right upright. The Broncos then extended their lead to 16-7 with a 30-yard field goal with 8:18 remaining in the third quarter. Again, Carolina looked ready to answer, but again the Panthers were turned away. Newton's pass over the middle into the red zone for wide receiver Ted Ginn, Jr. went off his hands and was picked off by Ward, who fumbled, but linebacker Danny Trevathan made the recovery for Denver at its own 7-yard line.

OFFICIALS

Referee — Clete Blakeman (34) Umpire — Jeff Rice (44) Head Linesman — Wayne Mackie (106) Line Judge — Rusty Baynes (59)
Field Judge — Boris Cheek (41) Side Judge — Scott Edwards (3) Back Judge — Keith Ferguson (61) Replay — Charles Stewart

STARTING LINEUPS

Carolina Panthers					Denver Broncos						
Offense			Defense		Offense			Defense			
OL	60	Da.Williams	LDE	95	C.Johnson	WR	88	D.Thomas	DE	95	D.Wolfe
LT	73	M.Oher	LDT	98	S.Lotulelei	LT	68	R.Harris	NT	92	S.Williams
LG	68	A.Norwell	RDT	99	K.Short	LG	69	E.Mathis	DE	97	M.Jackson
C	67	R.Kalil	RDE	69	J.Allen	C	61	M.Paradis	SLB	58	V.Miller
RG	70	T.Turner	SLB	54	S.Thompson	RG	65	L.Vasquez	WLB	94	D.Ware
RT	74	M.Remmers	MLB	59	L.Kuechly	RT	79	M.Schofield	ILB	54	B.Marshall
TE	88	G.Olsen	WLB	58	T.Davis	TE	81	O.Daniels	ILB	59	D.Trevathan
WR	17	D.Funchess	LCB	27	R.McClain	WR	10	E.Sanders	LCB	21	A.Talib
QB	1	C.Newton	RCB	24	J.Norman	RB	22	C.Anderson	RCB	25	C.Harris
TE	84	E.Dickson	SS	41	R.Harper	QB	18	P.Manning	SS	43	T.Ward
RB	28	J.Stewart	FS	20	K.Coleman	TE	80	V.Davis	FS	26	D.Stewart

CAROLINA SUBSTITUTIONS: P 8 B.Nortman, K 9 G.Gano, WR 10 C.Brown, QB 14 J.Webb, WR 19 T.Ginn, CB 21 T.Williams, CB 26 C.Finnegan, S 33 T.Boston, FB 35 M.Tolbert, S 42 C.Jones, RB 43 F.Whittaker, LS 44 J.Jansen, LB 53 B.Jacobs, LB 55 D.Mayo, LB 56 A.Klein, G 61 F.Velasco, G 79 C.Scott, TE 80 S.Simonson, WR 82 J.Cotchery, DT 92 D.Edwards, DT 93 K.Love, DE 94 K.Ealy, DE 97 M.Addison DID NOT PLAY: QB 3 D.Anderson INACTIVE: WR 11 B.Bersin, DB 22 L.Young, S 29 D.Marlowe, RB 32 B.Wegher, RB 34 C.Artis-Payne, WR 81 K.Norwood, DE 91 R.Delaire

		1	2	3	4	OT	TOTAL	FIELD GOALS (made() & missed)	
VISITOR	Carolina Panthers	0	7	0	3	-	10	G. Gano 44RU (39)	
HOME	Denver Broncos	10	3	3	8	-	24	B. McManus (34)(33)(30)	

Team	Qtr	Clock Time	PLAY DESCRIPTION (Extra Point) (Drive Info)	SCORE	
				Visitor	Home
BRONCOS	1	10:43	B.MCMANUS 34 YD. FIELD GOAL (10-64, 4:17)	0	3
BRONCOS	1	6:27	M.JACKSON FUMBLE RECOVERY IN END ZONE (B.MCMANUS KICK)	0	10
PANTHERS	2	11:25	J.STEWART 1 YD. RUN (G. GANO KICK) (9-73, 4:50)	7	10
BRONCOS	2	6:58	B.MCMANUS 33 YD. FIELD GOAL (4-1, 2:13)	7	13
BRONCOS	3	8:18	B.MCMANUS 30 YD. FIELD GOAL (7-54, 2:30)	7	16
PANTHERS	4	10:21	G.GANO 39 YD. FIELD GOAL (6-29, 2:56)	10	16
BRONCOS	4	3:08	C.ANDERSON 2 YD. RUN (P.MANNING-B.FOWLER PASS) (3-4, 0:56)	10	24

POSTSEASON HISTORY

Carolina Panthers										Denver Broncos														
RUSHING	ATT	YDS	AVG	LG	TD					RUSHING	ATT	YDS	AVG	LG	TD									
C. Newton	6	45	7.5	14	0					C. Anderson	23	90	3.9	34	1									
J. Stewart	12	29	2.4	12	1					R. Hillman	5	0	0.0	3	0									
F. Whittaker	4	26	6.5	15	0																			
M. Tolbert	5	18	3.6	11	0																			
Total	27	118	4.4	15	1					Total	28	90	3.2	34	1									
PASSING	ATT	CMP	YDS	SK/YD	TD	LG	IN	Rtg.					PASSING	ATT	CMP	YDS	SK/YD	TD	LG	IN	Rtg.			
C. Newton	41	18	265	6/64	0	45	1	55.4					P. Manning	23	13	141	5/37	0	25	1	56.6			
T. Ginn	0	0	0	1/4	0	0	0	0.0																
Total	41	18	265	7/68	0	45	1	55.4					Total	23	13	141	5/37	0	25	1	56.6			
PASS RECEIVING	NO		YDS	AVG	LG	TD					PASS RECEIVING	NO		YDS	AVG	LG	TD							
C. Brown	4		80	20.0	42	0					E. Sanders	6		83	13.8	25	0							
T. Ginn	4		74	18.5	45	0					C. Anderson	4		10	2.5	7	0							
G. Olsen	4		41	10.3	19	0					A. Caldwell	1		22	22.0	22	0							
D. Funchess	2		40	20.0	24	0					O. Daniels	1		18	18.0	18	0							
J. Cotchery	2		17	8.5	11	0					D. Thomas	1		8	8.0	8	0							
F. Whittaker	1		14	14.0	8	0					R. Hillman	0		0	0.0	0	0							
J. Stewart	1		-1	-1.0	-1	0					J. Norwood	0		0	0.0	0	0							
M. Tolbert	0		0	0.0	0	0																		
Total	18		265	14.7	45	0					Total	13		141	10.8	25	0							
INTERCEPTIONS	NO		YDS	AVG	LG	TD					INTERCEPTIONS	NO		YDS	AVG	LG	TD							
K. Ealy	1		19	19.0	19	0					T. Ward	1		-3	-3.0	-3	0							
Total	1		19	19.0	19	0					Total	1		-3	-3.0	-3	0							
PUNTING	NO		YDS	AVG	FB	IN20	LG					PUNTING	NO		YDS	AVG	FB	IN20	LG					
B. Nortman	7		315	45.0	1	1	61					B. Colquitt	8		367	45.9	0	2	54					
Total	7		315	45.0	1	1	61					Total	8		367	45.9	0	2	54					
PUNT RETURNS	NO		YDS	AVG	FC	LG	TD					PUNT RETURNS	NO		YDS	AVG	FC	LG	TD					
T. Ginn	3		2	0.7	2	3	0					J. Norwood	1		61	61.0	3	61	0					
(OUT OF BOUNDS)	3		0	0.0	0	0	0					E. Sanders	0		0	0.0	1	0	0					
												(DOWNED)	1		0	0.0	0	0	0					
												(TOUCHBACK)	1		0	0.0	0	0	0					
Total	3		2	0.7	2	3	0					Total	1		61	61.0	4	61	0					
KICKOFF RETURNS	NO		YDS	AVG	FC	LG	TD					KICKOFF RETURNS	NO		YDS	AVG	FC	LG	TD					
J. Webb	1		24	24.0	0	24	0					A. Caldwell	2		42	21.0	0	24	0					
F. Whittaker	1		18	18.0	0	18	0					(TOUCHBACK)	1		0	0.0	0	0	0					
(TOUCHBACK)	4		0	0.0	0	0	0																	
Total	2		42	21.0	0	24	0					Total	2		42	21.0	0	24	0					
FUMBLES	Fum	Own Rec.	Yds	TD	FF	Opp. Rec.	Yds	TD	Out Bnds					FUMBLES	Fum	Own Rec.	Yds	TD	FF	Opp. Rec.	Yds	TD	Out Bnds	
M. Tolbert	2	1	0	0	1	0	0	0	0					P. Manning	2	1	0	0	0	0	0	0	0	0
C. Newton	2	0	0	0	0	0	0	0	0					T. Ward	1	0	0	0	0	1	5	0	0	0
K. Ealy	0	0	0	0	1	1	0	0	0					D. Trevathan	0	1	0	0	0	1	0	0	0	0
C. Johnson	0	0	0	0	1	0	0	0	0					V. Miller	0	0	0	0	2	0	0	0	0	0
														S. Ray	0	0	0	0	1	0	0	0	0	0
														D. Stewart	0	0	0	0	1	0	0	0	0	0
														M. Jackson	0	0	0	0	1	0	1	0	0	0
Total	4	1	0	0	3	1	0	0	0					Total	3	2	0	0	4	3	5	1	0	0

NFC WILD CARD PLAYOFFS
NEW ORLEANS 31 — CAROLINA 26

January 7, 2018
Mercedes-Benz Superdome • New Orleans, LA

WEATHER: Indoors - ATTENDANCE: 73,186 - TIME: 3:40 PM CST

Carolina had its chances, but the Panthers couldn't keep up with New Orleans' high-powered passing game and suffered a 31-26 loss to the Saints in the NFC Wild Card round. Even after settling for field goals four times over the first three quarters, the Panthers had the ball just outside the red zone with less than a minute remaining with a chance to pull it out. The Panthers had battled back from a 24-12 deficit in the fourth quarter courtesy of two Cam Newton passing touchdowns - 14 yards to tight end Greg Olsen and 56 yards to running back Christian McCaffrey. Newton's offense set up first-and-10 at New Orleans' 21 with 46 seconds remaining in regulation. After an incomplete pass intended for wide receiver Devin Funchess, the Saints forced Newton into an intentional grounding penalty that cost Carolina 13 yards. Newton's second attempt to Funchess on third-and-23 fell incomplete once more, and on fourth down, he was pressured and ultimately sacked, ending Carolina's season. The Panthers produced 413 total yards, 24 first downs and converted on 47 percent of third downs. Carolina topped the Saints in the majority of statistical categories, but far too often settled for field goals. The Panthers kicked four field goals through the first three quarters while the Saints punched in three touchdowns. Carolina had its opportunities, but far too often didn't make the most of them.

After the Panthers' defense forced two punts from the Saints on their first two possessions, wide receiver Kaelin Clay dropped a touchdown pass that would've gave the Panthers a 7-0 advantage in the first quarter. Kicker Graham Gano missed the subsequent 25-yard field goal attempt wide right, and within one play of getting the ball back, New Orleans took the lead 7-0. Saints quarterback Drew Brees connected with former Panthers receiver Ted Ginn Jr. for an 80-yard touchdown pass and like Ginn, who ran past the Panthers' secondary, New Orleans didn't look back. The Panthers traded field goals for touchdowns with the Saints. While Brees tossed two touchdown passes and fullback Zach Line rushed for another in the first half, Gano booted three field goals - 27, 39 and 58 yards - as Carolina finished 0-for-2 from the red zone in the opening half. The Panthers set a number of franchise playoff records as Newton finished the game with 349 passing yards and two touchdowns with no interceptions for a passer rating of 105.1, setting the record for most passing yards in a Panthers postseason game. Gano's 58-yard field goal before halftime was the longest in franchise history and tied for the longest in NFL postseason history.

OFFICIALS

Referee — Tony Corrente (99) Umpire — Bryan Neale (92) Head Linesman — Derick Bowers (74) Line Judge — Tim Podraza (74)
Field Judge — Steve Zimmer (33) Side Judge — Terry Brown (43) Back Judge — Dino Paganelli (29) Replay — Larry Nemmers

STARTING LINEUPS

Carolina Panthers						New Orleans Saints					
Offense			Defense			Offense			Defense		
WR	17	D. Funchess	DE	90	J. Peppers	WR	19	T. Ginn	LDE	90	G. Johnson
LT	75	M. Kalil	DT	98	S.Lotulelei	LT	72	T. Armstead	LDT	98	S. Rankins
LG	68	A.Norwell	DT	99	K.Short	LG	75	A. Peat	RTD	95	T. Davison
C	67	R.Kalil	DE	97	M. Addison	C	60	M. Unger	RDE	94	C. Jordan
RG	70	T.Turner	SLB	54	S.Thompson	RG	67	L. Warford	WIL	52	C. Robertson
RT	60	D. Williams	MLB	59	L.Kuechly	RT	71	R. Ramczyk	MLB	51	M. Te'o
TE	88	G.Olsen	WLB	28	T.Davis	TE	89	J. Hill	SS	25	R. Bush
TE	84	E. Dickson	LCB	54	J. Bradberry	WR	13	M. Thomas	LCB	20	K. Crawley
QB	1	C.Newton	RCB	26	D. Worley	QB	9	D. Brees	SS	48	V. Bell
RB	22	C. McCaffrey	SS	29	M. Adams	RB	41	A. Kamara	FS	43	M. Williams
RB	28	J.Stewart	FS	20	K.Coleman	WR	16	B. Coleman	RCB	23	M. Lattimore

CAROLINA SUBSTITUTIONS: QB 3 D.Anderson, P 5 M.Palardy, K 9 G.Gano, WR 11 B.Bersin, WR 12 K.Clay, WR 14 M.Frazier, WR 19 R.Shepard, CB 23 L.Gunter, S 31 J.Byrd, RB 34 C.Artis-Payne, FB 40 A.Armah, CB 41 C.Munnerlyn, S 42 C.Jones, RB 43 F.Whittaker, LS 44 J.Jansen, LB 53 B.Jacobs, LB 55 D.Mayo, LB 57 A.Gachkar, C 69 T.Larsen, T 72 T.Moton, DE 91 B.Cox, DT 92 V.Butler, DT 93 K.Love, DE 96 W.Horton DID NOT PLAY: N/A INACTIVE: QB 4 G.Gilbert, CB 27 K.Seymour, T 65 A.Silatolu, G 73 G.Van Roten, T 76 B.Clausell, DE 77 Z.Moore, DE 95 C.Johnson

		1	2	3	4	OT	TOTAL	FIELD GOALS (made() & missed)	
VISITOR	Carolina Panthers	0	9	3	14	-	26	G. Gano 25WR (27) (39) (58) (29)	
HOME	New Orleans Saints	7	14	3	7	-	31	W. Lutz (57)	

Team	Qtr	Clock Time	PLAY DESCRIPTION (Extra Point) (Drive Info)	SCORE	
				Visitor	Home
SAINTS	1	1:46	T.GINN 80 YD. PASS FROM D.BREES (W.LUTZ KICK) (2-80, 0:18)	0	7
PANTHERS	2	14:12	G.GANO 27 YD. FIELD GOAL (6-66, 2:34)	3	7
SAINTS	2	9:04	J.HILL 9 YD. PASS FROM D.BREES (W.LUTZ KICK) (9-75, 5:08)	3	14
PANTHERS	2	2:47	G.GANO 39 YD. FIELD GOAL (12-54, 6:17)	6	14
SAINTS	2	0:43	Z.LINE 1 YD. RUN (W.LUTZ KICK) (8-75, 2:04)	6	21
PANTHERS	2	0:00	G.GANO 58 YD. FIELD GOAL (5-35, 0:43)	9	21
PANTHERS	3	10:58	G.GANO 29 YD. FIELD GOAL (9-64, 4:02)	12	21
SAINTS	3	6:05	W.LUTZ 57 YD. FIELD GOAL (10-36, 4:53)	12	24
PANTHERS	4	12:47	G.OLSEN 14 YD. PASS FROM C.NEWTON (G.GANO KICK) (8-68, 3:45)	19	24
SAINTS	4	5:08	A.KAMARA 2 YD. RUN (W.LUTZ KICK) (5-62, 3:02)	19	31
PANTHERS	4	4:09	C.MCCAFFREY 56 YD. PASS FROM C.NEWTON (G.GANO KICK) (3-75, 0:59)	26	31

FINAL INDIVIDUAL STATISTICS

Carolina Panthers										New Orleans Saints									
RUSHING	ATT	YDS	AVG	LG	TD	RUSHING	ATT	YDS	AVG	LG	TD								
J.Stewart	11	51	4.6	29	0	A.Kamara	10	23	2.3	5	1								
C.Newton	8	37	4.6	10	0	M.Ingram	9	22	2.4	7	0								
C.McCaffrey	6	16	2.7	7	0	Z.Line	1	1	1.0	1	0								
F.Whittaker	1	3	3.0	3	0	D.Brees	1	-1	-1.0	-1	0								
						T.Lewis	1	-4	-4.0	-4	0								
Total	26	107	4.1	29	0	Total	28	90	3.2	34	1								
PASSING	ATT	CMP	YDS	SK/YD	TD	LG	IN	Rtg.	PASSING	ATT	CMP	YDS	SK/YD	TD	LG	IN	Rtg.		
C.Newton	40	24	349	4/43	2	56	0	105.1	D.Brees	33	23	376	1/7	2	80	1	115.2		
D.Anderson	1	0	0	0/0	0	0	0	39.6											
Total	41	24	349	4/43	2	56	0	102.6	Total	33	23	376	1/7	2	80	1	115.2		
PASS RECEIVING	NO	YDS	AVG	LG	TD	PASS RECEIVING	NO	YDS	AVG	LG	TD								
G.Olsen	8	107	13.4	24	1	M.Thomas	8	131	16.4	46	0								
C.McCaffrey	6	101	16.8	56	1	T.Ginn	4	115	28.8	80	1								
D.Funchess	4	79	19.8	24	0	B.Coleman	4	44	11.0	18	0								
K.Clay	3	32	10.7	21	0	J.Hill	3	49	16.3	25	1								
B.Bersin	2	27	13.5	19	0	M.Ingram	1	13	13.0	13	0								
E.Dickson	1	3	3.0	3	0	A.Kamara	1	10	10.0	10	0								
R.Shepard	0	0	0.0	0	0	W.Snead	1	7	7.0	7	0								
						Z.Line	1	7	7.0	7	0								
Total	24	349	14.5	56	2	Total	23	376	16.3	80	2								
INTERCEPTIONS	NO	YDS	AVG	LG	TD	INTERCEPTIONS	NO	YDS	AVG	LG	TD								
M.Adams	1	1	1.0	1	0														
Total	1	1	1.0	1	0	Total	0	0	0	0	0								
PUNTING	NO	YDS	AVG	TB	IN20	LG	PUNTING	NO	YDS	AVG	TB	IN20	LG						
M.Palardy	3	145	48.3	0	1	53	T.Morestead	4	183	45.8	0	1	57						
Total	3	145	48.3	0	1	53	Total	4	183	45.8	0	1	57						
PUNT RETURNS	NO	YDS	AVG	FC	LG	TD	PUNT RETURNS	NO	YDS	AVG	FC	LG	TD						
K.Clay	2	11	5.5	1	12	0	T.Lewis	2	17	8.5	1	11	0						
C.McCaffrey	0	0	0.0	1	0	0													
Total	2	11	5.5	2	12	0	Total	2	17	8.5	1	11	0						
KICKOFF RETURNS	NO	YDS	AVG	FC	LG	TD	KICKOFF RETURNS	NO	YDS	AVG	FC	LG	TD						
(TOUCHBACK)	NO	YDS	AVG	FC	LG	TD	(TOUCHBACK)	NO	YDS	AVG	FC	LG	TD						
Total	6	0	0.0	0	0	0	Total	6	0	0.0	0	0	0						
	6	0	0.0	0	0	0		6	0	0.0	0	0	0						
Own FUMBLES	Fum	Rec.	Yds	Opp. TD	FF	Rec.	Out Yds	TD	Bnds	Own FUMBLES	Fum	Rec.	Yds	Opp. TD	FF	Rec.	Out Yds	TD	Bnds
M.Adams	1	0	0	0	0	0	0	0	1	B.Coleman	1	0	0	0	0	0	0	0	0
K.Coleman	0	0	0	0	1	0	0	0	0	M.Ingram	0	1	0	0	0	0	0	0	0
										A.Kamara	0	0	0	0	1	0	0	0	0
Total	1	0	0	0	1	0	0	0	1	Total	1	1	0	0	1	0	0	0	0

FINAL TEAM STATISTICS

VISITOR PANTHERS										HOME SAINTS									
TOTAL FIRST DOWNS	24									TOTAL RETURN YARDAGE (Not Including Kicks)	12								
--By Rushing	5									--No. and Yards Punt Returns	2-11								
--By Passing	16									--No. and Yards Kickoff Returns	0-0								
--By Penalty	3									--No. and Yards Interception Returns	1-1								
THIRD DOWN EFFICIENCY	8-17-47%									PENALTIES Number and Yards	2-18								
FOURTH DOWN EFFICIENCY	1-2-50%									FUMBLES Number and Lost	1-0								
TOTAL NET YARDS	413									TOUCHDOWNS	2								
--Total Offensive Plays (inc. times thrown passing)	71									--Rushing	0								
--Average gain per offensive play	5.8									--Passing	2								
NET YARDS RUSHING	107									--Fumbles	0								
--Total Rushing Plays	26									EXTRA POINTS Made-Attempts	2-2								
--Average gain per rushing play	4.1									--Kicking Made-Attempts	2-2								
--Tackles for a loss-number and yards	2-2									--Passing Made-Attempts	0-0								
NET YARDS PASSING	306									FIELD GOALS Made-Attempts	4-5								
--Times thrown - yards lost attempting to pass	4-43									RED ZONE EFFICIENCY	1-4-25%								
--Gross yards passing	349									GOAL TO GO EFFICIENCY	0-1-0%								
PASS ATTEMPTS-COMPLETIONS-HAD INTERCEPTED	41-24-0									SAFETIES	0								
--Avg gain per pass play (inc.# thrown passing)	6.8									FINAL SCORE	26								
KICKOFFS Number-In End Zone-Touchbacks	6-6-6									TIME OF POSSESSION	33:49								
PUNTS Number and Average	3-48.3										26:11								
--Had Blocked	0																		
--Net Punting Average	42.7																		
FGs - PATs Had Blocked	0-0																		

DEFENSIVE STATISTICS (based on coaches' film review)

Player	TT	S	A	S-yds	I-yds	PD	FF	FR	Player	TT	S	A	S-yds	I-yds	PD	FF	FR
J.Bradyberry	8	7	1	0-0	1-4	0	0	0	S.Lotulelei	1	1	0	0-0	0-0	0	0	0
S.Thompson	8	6	2	0-0	0-0	0	0	0	K.Coleman	1	1	0	0-0	0-0	0	1	0
D.Worley	6	6	0	0-0	0-0	1	0	0	L.Gunter	1	1	0	0-0	0-0	0	0	0
L.Kuechly	4	4	0	0-0	0-0	0	0	0	C.Munnerlyn	1	1	0	0-0	0-0	0	0	0
T.Davis	4	4	0	0-0	1-2	0	0	0	V.Butler	0	0	0	0-0	0-0	0	0	0
M.Adams	4	3	1	0-0	1-3	1	0	0	Total	45	39	6	1-7	5-17	3	1	0
K.Short	3	2	1	1-7	1-7	0	0	0									
B.Cox	2	2	0	0-0	0-0	0	0	0									
J.Peppers	2	1	1	0-0	1-1	0	0	0									

ALL-TIME ASSISTANT COACHES ROSTER

Name	Position	Years
Angelichio, Brian	Tight Ends	2020-2021
Baker, Brian	Defensive Line	2009-2010
Barbeau, Thomas	Assistant Strength & Conditioning	2020-2025
Barthel, E.J.	Coaching Assistant	2020
Bayless, Martin	Defensive Assistant	2003
Belin, Warren	Linebackers	2011-2012
Benguche, Jason	Assistant Strength & Conditioning	2013-2019
Bercovici, Mike	Offensive Assistant	2023-2024
	Assistant Quarterbacks/Pass Game Specialist	2025
Blackburn, Chase	Special Teams	2016-2017
	Special Teams Coordinator	2018-2021
Boudreau, Paul	Offensive Line	2001-2002
Boyles, Tyler	Offensive Quality Control/Assistant to Head Coach	2023
Brady, Joe	Offensive Coordinator	2020-2021
Breaux, Don	Tight Ends	1995-2002
Brown, Ray	Assistant Offensive Line	2011-2015
	Offensive Line	2016-2017
Brown, Everette	Assistant Linebackers	2019
Brown, Thomas	Offensive Coordinator	2023
Burney, Jacob	Defensive Line	1999-2001
Bush, Blair	Asst. Offensive Line	1995-1997
Caldwell, Jim	Senior Assistant	2023-2025
Campbell, Corey	Assistant Strength & Conditioning	2021-2022
Campen, James	Offensive Line	2022-2023
Capers, Dom	Senior Defensive Assistant	2023-2025
Carter, AC	Outside Linebackers	2025
Catavolos, George	Defensive Backs	1995-1997
Chaudhari, Mayur	Defensive Assistant	2023-2024
	Assistant Linebackers	2025
Chryst, Geep	Quality Control/Offense	2006
	Tight Ends	2007-2010
Chudzinski, Rob	Offensive Coordinator	2011-2012
Colmon, Keyshawn	Offensive Assistant	2025
Cooley, Jonathan	Secondary/Cornerbacks	2023
	Defensive Passing Game Coordinator	2024-2025
Cooper, Evan	Cornerbacks/Director of Player Evaluation	2020-2022
Cotchery, Jerricho	Assistant Wide Receivers	2017-2019
Crossman, Danny	Special Teams Asst./Asst. Strength & Conditioning	2003-2004
	Special Teams	2005-2009
Dailey, Joe	Wide Receivers	2022
Davidson, Jeff	Offensive Coordinator	2007-2010
Davis, Billy	Outside Linebackers	1995-1998
DeHaven, Bruce	Assistant Special Teams	2013-2014
	Special Teams Coordinator	2015
	Senior Advisor to Special Teams	2016
Del Rio, Jack	Defensive Coordinator	2002
Delgado, Matthew “Los”	Assistant to the Head Coach	2020-2021
	Chief of Staff	2022-2025
Dorsey, Ken	Quarterbacks	2013-2017
Dvoracek, Rob	Coaching Assistant	2021
	Defensive Assistant	2022
Emini, Ilir	Coaching Assistant	2024-2025
Evero, Ejiro	Defensive Coordinator	2023-2025
Fangio, Vic	Defensive Coordinator	1995-1998
Farwell, Heath	Special Teams Assistant	2018
Feit, Adam	Assistant Strength & Conditioning	2011
Felder, Gus	Assistant Strength & Conditioning	2020
Ferraro, Paul	Special Teams Asst./Asst. Strength & Conditioning	2005
Fewell, Perry	Secondary/Interim Head Coach	2019
Fitzsimmons, Devin	Assistant Special Teams	2023

ALL-TIME ASSISTANT COACHES ROSTER

Name	Position	Years
Flajole, Ken	Defensive Assistant	2003
	Linebackers	2004-2008
Foley, Ed	Assistant Special Teams	2020-2022
Frazier, Parks	Passing Game Coordinator	2023
Fuller, Curtis	Defensive Assistant/Defensive Backs	2014
	Assistant Special Teams/Nickel Backs	2015
	Assistant Defensive Backs/Nickels	2016
	Defensive Backs	2017
Garnes, Sam	Special Teams Assistant	2010
Gilbride, Kevin M.	Defensive Analyst	2021
	Tight Ends	2022
Gill, Ted	Defensive Line	1996-1998
Gilbert, Joe	Offensive Line	2024-2025
Gillhamer, Mike	Secondary/Defensive Assistant	2004-2005
	Secondary/Safeties	2006-2008
	Secondary	2009-2010
Godette, Cary	Defensive Line	1995
Goodwin, Harold	Assistant Head Coach/Run Game Coordinator	2024-2025
Graves, Fred	Wide Receivers	2011-2012
Hall, DeAngelo	Assistant Defensive Backs	2023-2024
Hansen, Peter	Linebackers	2023-2025
Harriger, Will	Quarterbacks	2024-2025
Harris , Chick	Running Backs	1995-2001
Haskell, Gil	Offensive Coordinator	1998-1999
Henning, Dan	Offensive Coordinator/Quarterbacks	2002-2003
	Offensive Coordinator	2004-2006
Hill, Renaldo	Secondary	2025
Hoener, Pete	Tight Ends	2011-2019
Hoke, Brady	Defensive Line	2018
Holcomb, Al	Linebackers	2013-2017
	Defensive Run Game Coordinator	2020-2021
	Assistant Head Coach, Defense	2022
Hostler, Jim	Wide Receivers	2019
Idzik, Brad	Offensive Coordinator	2024-2025
Imamura, Jeff	Assistant Secondary/Cornerbacks	2017-2018
Jackson, Frisman	Wide Receivers	2020
	Offensive Pass Game Coordinator/Wide Receivers	2021
Jacobs, Ben	Assistant Special Teams	2019
Jefferson, Shawn	Wide Receivers	2023
Johnson, Don	Pass Rush Specialist	2021-2022
Kenn, Joe	Strength & Conditioning	2011-2019
Knighton, Terrance	Coaching Assistant	2021
	Assistant Defensive Line	2022
Kugler, Robert	Assistant Offensive Line	2022-2023
Levine, Tony	Special Teams Asst./Asst. Strength & Conditioning	2006
Li, George	Game Management Coordinator	2023-20205
Lilly, John	Tight Ends	2023
Lombardi, Matt	Assistant Quarterbacks	2020-2021
	Pass Game Specialist	2022
Lukabu, Tem	Outside Linebackers	2023-2024
Maffei, Bobby	Defensive Assistant	2022
	Defensive Quality Control	2023-2024
Magazu, Dave	Tight Ends	2003-2006
	Offensive Line	2007-2010
Mainord, Carlos	Defensive Backs	2000-2001
Mangas, DJ	Coaching Assistant	2020
Marshall, John	Asst. Head Coach/Defensive Coordinator	1999-2001
Maser, Mike	Offensive Line	2003-2006
Matsko, John	Offensive Line	2011-2015
	Running Game Coordinator	2016-2019

ALL-TIME ASSISTANT COACHES ROSTER

Name	Position	Years
Maxie, Brett	Defensive Quality Control	1998
McAdoo, Ben	Offensive Coordinator	2022
McCown, Josh	Quarterbacks	2023
McCoy, Mike	Offensive Assistant	2000; 2002-2003
	Wide Receivers	2001
	Quarterbacks/Offensive Assistant	2004-2005
	Quarterbacks	2006
	Quarterbacks/Passing Coordinator	2007-2008
McGaughey, Thomas	Special Teams Coordinator	2016-2017
McGuire, Garret	Coaching Assistant	2021
	Offensive Assistant	2022
McDermott, Sean	Defensive Coordinator	2011-2016
McNally, Jim	Offensive Line	1995-1998
McPherson, Pat	Tight Ends	2024-2025
Weeks, Ron	Defensive Coordinator	2009-2010
	Defensive Backfield	2011
Meyer, Pat	Offensive Line	2020-2021
Mills, Sam	Linebackers	1999-2004
Mills III, Sam	Quality Control/Defense	2006-2010
	Defensive Quality Control/Asst. Defensive Line	2011-2012
	Assistant Defensive Line	2013-2018
	Defensive Line	2018
	Defensive Line/Game Management	2019
Milus, Ron	Secondary	2009-2010
Moore, Rob	Wide Receivers	2024-2025
Morton, Chip	Strength and Conditioning	1995-1998
Murphy, Brian	Special Teams Coordinator	2011-2012
Musgrave, Bill	Quarterbacks	1999
	Offensive Coordinator	2000
Mutunga, Jamel	Offensive Assistant	2023
Nixon, Jeff	Senior Offensive Assistant/Running Backs	2020-2021
	Assistant Head Coach, Offense	2022
O'Brien, Scott	Special Teams	1999-2001
	Asst. Head Coach/Special Teams	2002-2004
Okam, Frank	Assistant Defensive Line	2020
	Defensive Line	2021
Owens, Jody	Offensive Assistant	2022
Parmalee, Bernie	Running Backs	2024-2025
Pasqualoni, Paul	Defensive Line	2022
Peetz, Jake	Running Backs	2019
	Quarterbacks	2020
Peterson, Kevin	Defensive Assistant	2024-2025
Pendry, Joe	Offensive Coordinator	1995-1997
Petzing, Dean	Offensive Quality Control	2024-25
Perry, Rod	Secondary	2002-2006
Phair, Mike	Defensive Line	2020
Purnell, Russ	Special Teams Assistant	2015
Proehl, Ricky	Offensive Consultant	2011
	Assistant Wide Receivers	2012
	Wide Receivers	2013-2016
Ramsdell, John	Senior Offensive Assistant	2014
Reynolds, Alvin	Defensive Assistant	1999-2002
Rivera, Vincent	Defensive Quality Control	2018-2019
Rodgers, Jeff	Special Teams Assistant	2009-2010
Rodgers, Richard	Special Teams Assistant	2012
	Interim Special Teams Coordinator	2012
	Special Teams Coordinator	2013-2014
	Assistant Defensive Backs	2015-2018
	Safeties	2019

ALL-TIME ASSISTANT COACHES ROSTER

Name	Position	Years
Roman, Greg	Offensive Assistant	1999-2000
	Assistant Offensive Line	2001
Ryan, Sean	Quarterbacks	2021-2022
Russ, Steve	Linebackers	2018-2019
Satterfield, Marcus	Assistant Offensive Line	2020
Scherer, Rip	Quarterbacks	2009-2010
Schonert, Turk	Quarterbacks	2001
Scott, Jeremy	Head Strength & Conditioning	2020-2024
Seely, Brad	Special Teams	1995-1998
Settle, John	Running Backs	2011-2012
Shafer, Steve	Defensive Backs	1998
Shoop, John	Quarterbacks	1995-1998
Shula, Mike	Quarterbacks	2011-2012
	Offensive Coordinator	2013-2017
Simmons, Darrin	Special Teams Assistant/ Asst. Strength and Conditioning	1999-2002
Simmons, Jason	Defensive Pass Game Coordinator/Secondary	2020-2021
Simmons, Jerry	Strength and Conditioning	1999-2010
Siravo, Mike	Linebackers	2020
	Senior Defensive Assistant/Linebackers	2021
	Defensive Run Game Coordinator	2022
Skipper, Jim	Running Backs	2002-2005
	Running Backs/Assistant Head Coach	2006-2010
	Running Backs	2013-2018
Smith, Richard	Linebackers	2009-2010
Snow, Phil	Defensive Coordinator	2020-2022
Sparano Jr., Tony	Assistant Offensive Line	2021
Staley, Duce	Assistant Head Coach/Running Backs	2023
Steele, Kevin	Linebackers	1995-1998
Sunseri, Sal	Defensive Assistant	2002
	Defensive Line	2003-2008
Tabor, Chris	Special Teams Coordinator	2022-2023
Taylor, Lance	Assistant Wide Receivers	2013
	Wide Receivers	2017-2018
Terrell, Drew	Offensive Quality Control	2018-2019
Tolbert, Tyke	Wide Receivers	2010
Trgovac, Mike	Defensive Line	2002
	Defensive Coordinator	2003-2008
Turner, Cameron	Assistant Wide Receivers	2015-2016
	Assistant Quarterbacks	2017
Turner, Norv	Offensive Coordinator	2018-2019
Turner, Scott	Offensive Quality Control	2011-2012
	Quarterbacks	2018-2019
Udinski, Grant	Coaching Assistant	2020-2021
Valesente, Bob	Defensive Backs	1999
Wash, Todd	Defensive Line	2023-25
Washington, Eric	Defensive Line	2011-2017
	Defensive Coordinator	2018-2019
Watts, Bert	Safeties	2023-24
Wharton, Travelle	Assistant Offensive Line	2018-2019
Whitaker, Cedric	Coaching Assistant	2020-2021
	Special Teams Assistant	2022
Wilks, Steve	Secondary/Pass Defense Coordinator	2012-2014, 2022
	Assistant Head Coach/Secondary	2015-2016
	Defensive Coordinator	2017
	Interim Head Coach	2022
Williamson, Richard	Wide Receivers	1995-1999, 2002-2009
	Wide Receivers/Asst. Head Coach-Offense	2000
	Asst. Head Coach/Offensive Coordinator	2001
Wise, Tony	Offensive Line	1999-2000

ALL-TIME ALPHABETICAL ROSTER

A	POS	NO	SCHOOL	GP/GS	YEARS
Abdullah, Ameer	RB	20	Nebraska	11/1	2021
Abraham, Clifton	CB	24	Florida State	1/0	1997
Adams, Darvin	WR	86	Auburn	2/0	2011
Adams, Joe	WR	15	Arkansas	9/0	2012
Adams, Mike	S	29	Delaware	32/32	2017-2018
Addison, Mario	DE	97	Troy	111/51	2012-2019
Aiken, Danny	LS	48	Virginia	0/0	2015
Ajirotutu, Seyi	WR	19	Fresno State	14/0	2011
Alecxi, Chas	DT	65	Pittsburgh	0/0	2016
Alexander, Brent	S	46	Tennessee State	32/32	1998-1999
Alexander, Frank	DE	90	Oklahoma	29/6	2012-2015
Alexander, Gerald	S	21	Boise State	2/0	2010
Allen, Brian	LB	52	Florida State	44/9	2002-2004
Allen, Jared	DE	69	Idaho State	12/12	2015
Allen, Kyle	QB	7	Houston	15/13	2018-2019
Anderson, C.J.	RB	20	California	9/1	2018
Anderson, Derek	QB	3	Oregon State	25/4	2011-2017
Anderson, Henry	DE	94	Stanford	11/0	2022-2023
Anderson, James	LB	50	Virginia Tech	94/53	2006-2012
Anderson, Rashard	CB	46	Jackson State	27/9	2000-2001
Anderson, Chosen	WR	11, 3	Temple	37/39	2020-2022
Apple, Eli	CB	41	Ohio State	2/0	2020
Applewhite, Antwan	DE	93	San Diego State	17/4	2011-2012
Armah, Alex	FB	40	West Georgia	57/4	2017-2020
Armstead, Jesse	LB	59	Miami (FL)	0/0	2004
Arnold, Dan	TE	85	Wisconsin-Platteville	3/1	2021
Artis-Payne, Cameron	RB	34	Auburn	32/3	2015-2018
Austin, Thomas	G	71	Clemson	4/1	2012
Avant, Jason	WR	81	Michigan	11/0	2014

B					
Bailey, Carlton	LB	54	North Carolina	40/28	1995-1997
Baker, Eugene	WR	80	Kent State	4/0	2003-2004
Baker, Jason	P	7	Iowa	112/0	2005-2011
Baker, Myron	LB	53, 56	Louisiana Tech	18/0	1996-1997
Baldwin, Randy	RB	23	Mississippi	7/2	1995
Ball, Marcus	CB	36	Memphis	1/0	2016
Barber, Kantroy	RB	46	West Virginia	0/0	1997
Barker, Jay	QB	11	Alabama	0/0	1996
Barkley, Matt	QB	17	Southern California	0/0	2021
Barner, Kenjon	RB	25	Oregon	12/0	2013; 2018
Barnhardt, Tommy	P	6	North Carolina	16/0	1995
Barnidge, Gary	TE	82	Louisville	63/11	2008-2012
Barno, Amare	DE	90	Virginia Tech	29/1	2022-2024
Barrow, Micheal	LB	56	Miami (FL)	48/48	1997-1999
Bartholomew, Shemar	CB	27	Georgia Southern	5/0	2024
Basanez, Brett	QB	14	Northwestern	1/0	2006-2007
Bashir, Idrees	S	33	Memphis	11/0	2005
Bates, Michael	WR/RB	82, 24	Arizona	76/0	1996-2000; 2002
Batiste, D'Anthony	G	76	Louisiana-Lafayette	0/0	2006
Battaglia, Marco	TE	47	Rutgers	2/0	2003
Baugh, Marcus	TE	85	Ohio State	0/0	2019
Beason, Jon	LB	52	Miami	72/71	2007-2013
Beebe, Don	WR	82	Chadron State	14/1	1995
Bell, Byron	T	77	New Mexico	62/56	2011-2014
Bell, Vonn	S	24	Ohio State	13/13	2023
Benenoch, Caleb	T	78	UCLA	0/0	2019
Benjamin, Kelvin	WR	13	Florida State	40/36	2014-2017
Bennett, Brandon	RB	36	South Carolina	8/0	2004
Benwikere, Bené	CB	25	San Jose State	27/14	2014-2016
Bernadeau, Mackenzy	G	65, 73	Bentley	47/20	2008-2011
Bersin, Brenton	WR	11	Wofford College	42/4	2014-2017
Beuerlein, Steve	QB	7	Notre Dame	59/51	1996-2000



ALL-TIME ALPHABETICAL ROSTER

Biakabutuka, Tshimanga	RB	21	Michigan	50/35	1996-2001
Bickett, Duane	LB	50	Southern California	16/0	1996
Biddle, Taye	WR	11	Mississippi	2/0	2006
Black, Nathan	WR	18, 83	Northwestern State (LA)	5/0	2002
Blackburn, Chase	LB	93	Akron	19/9	2013-2014
Blackshear, Raheem	RB	20, 3	Virginia Tech	42/2	2022-2024
Blair, Marquise	S	27	Utah	3/0	2022
Blanchard, Matt	QB	5	Wisconsin-Whitewater	0/0	2014
Bohlinger, Rob	T	79	Wyoming	13/1	1998
Bolden, Juran	CB	43	Mississippi Delta	6/0	1998
Boone, Mike	RB	34	Cincinnati	6/0	2024
Booth, Tony	DB	31	James Madison	0/0	1999-2000
Bond, Travis	T	74	North Carolina	2/0	2013
Bonnafon, Reggie	RB	39	Louisville	22/0	2019-2021
Bono, Steve	QB	12	UCLA	2/0	1999
Bootle, Dicaprio	CB	32	Nebraska	8/2	2023
Boston, Tre	S	33	North Carolina	74/48	2014-2016; 2019-2020
Bouye, A.J.	CB	24	Central Florida	10/7	2021
Bozeman, Bradley	C	56	Alabama	34/28	2022
Bradberry, James	CB	24	Samford	60/60	2016-2019
Brady, Jeff	LB	52	Kentucky	16/16	1999
Branch, Colin	S	28	Stanford	48/19	2003-2006
Brayton, Tyler	DE	96	Colorado	46/45	2008-2010
Brewer, Dewell	RB	26	Oklahoma	0/0	1995
Bridges, Jeremy	T/G	73, 72	Southern Mississippi	43/28	2006-2008; 2012
Bridgewater, Teddy	QB	5	Louisville	15/15	2020
Bright, Anthony	WR	81	Valencia CC	1/0	2002
Brockel, Richie	TE/FB	47	Boise State	49/2	2011-2015
Brockermeyer, Blake	T	78	Texas	58/55	1995-1998
Brooks, Jonathon	RB	24	Texas	3/1	2024
Broughton, Luther	TE	84, 49, 80	Furman	31/4	1997-1998; 2001
Broussard, Jamall	WR	85	San Jose State	8/0	2004
Brown, Andre	RB	24	North Carolina State	0/0	2010
Brown, Corey	WR	16, 10	Ohio State	43/22	2014-2016
Brown, Dee	RB	22	Syracuse	14/3	2002
Brown, Deonte	G	77	Alabama	3/0	2021-2023
Brown, Derrick	DT	95	Auburn	67/65	2020-2024
Brown, Everette	DE	91	Florida State	28/3	2009-2010
Brown, Spencer	RB	33	Alabama-Birmingham	6/0	2021-2023
Brown, Tony	DT	97	Memphis	1/0	2006
Browning, Bryant	G	60	Ohio State	1/0	2011
Brzezinski, Doug	G	79	Boston College	9/8	2003-2004
Buckner, Brentson	DT	99	Clemson	71/65	2001-2005
Burke, Paul	TE	84	Idaho	0/0	1996
Burks, Dialleo	WR	19, 89	Eastern Kentucky	1/0	1999-2000
Burns, Brian	DE	53, 0	Florida State	80/67	2019-2023
Burris, Juston	S	31	North Carolina State	23/28	2020-2022
Burton, Antwon	DT	78	Temple	2/0	2009
Burton, Shane	DT	98	Tennessee	32/8	2002-2003
Butcher, Paul	LB	53	Wayne State	16/0	1995
Butker, Harrison	K	7	Georgia Tech	0/0	2017
Butler, Darius	CB	27	Connecticut	13/6	2011
Butler, Rashad	T	79	Miami (FL)	0/0	2006
Butler, Vernon	DT	92	Lousiana Tech	52/5	2016-2019
By'not'e, Butler	CB	33	Ohio State	7/0	1995
Byers, Jeff	C/G	62	Southern California	22/7	2011-2013
Byndom, Carrington	CB	37	Texas	3/0	2014
Byrd, Damiere	WR	18	South Carolina	17/3	2016-2018
Byrd, Jairus	S	31	Oregon	12/0	2017
Byrd, Isaac	WR	82	Kansas	43/12	2000-2002
Byrd, LaRon	WR	86	Miami (FL)	0/0	2016
Byrum, Dion	CB	27	Ohio University	3/0	2006



ALL-TIME ALPHABETICAL ROSTER

C

Caldwell, Mike	LB	59	Middle Tennessee State	9/0	2003
Cadet, Travaris	RB	38	Appalachian State	1/0	2018
Campbell, Bruce	T	73	Maryland	5/0	2012-2013
Campbell, D.J.	S	26	California	5/4	2012
Campbell, Mathew	TE/T/G	87, 66	South Carolina	69/58	1995-2000
Cannon, Trenton	RB	36	Virginia State	14/0	2020
Cantwell, Hunter	QB	14	Louisville	0/0	2009
Carr, David	QB	8	Fresno State	6/4	2007
Carrie, T.J.	CB	27	Ohio	7/0	2022
Carrier, Mark	WR	83	Nicholls State	57/36	1995-1998
Carruth, Rae	WR	84, 89	Colorado	22/20	1997-1999
Carstens, Jordan	DT	67	Iowa State	29/16	2004-2006
Carter, Drew	WR	18	Ohio State	33/9	2004-2007
Carter, Jason	WR	11	Texas A&M	0/0	2007-2008
Carter Jr., Jermaine	LB	56, 4	Maryland	65/30	2018-2021
Carter, Todd	K	5	Grand Valley State	1/0	2010
Cash, Jeremy	LB	57	Duke	9/0	2016-2017
Cason, Antoine	CB	20	Arizona	12/11	2014
Catazaro, Chandler	K	4	Clemson	4/0	2018
Chandler, Jeff	K	5	Florida	2/0	2004
Chandler, Nate	DT/T/G	78	UCLA	37/19	2012-2015
Chandler, Sean	S	34	Temple	32/7	2020-2022
Chark Jr., D.J.	WR	17	LSU	15/11	2023
Charlton, Joseph	P	3	South Carolina	21/0	2020-2021
Cherelus, Claudin	LB	53	Alcorn State	19/2	2023-2024
Chester, Larry	DT	64	Temple	11/5	2001
Childress, O.J.	LB	58	Clemson	0/0	2000
Childs, Jason	T	76	North Dakota	0/0	1995
Chinn, Jeremy	LB	21	Southern Illinois	42/42	2020-2022
Christensen, Brady	T	70	BYU	51/30	2021-2022
Christian, Bob	FB	44	Northwestern	14/12	1995-1996
Ciurciu, Vinny	LB	50, 54	Boston College	49/5	2003-2006
Clark, Chris	OL	74	Southern Mississippi	15/13	2018
Clausen, Jimmy	QB	2, 7	Notre Dame	13/10	2010-2013
Clay, Kaelin	WR	12	Utah	9/2	2017
Clowney, David	WR	87	Virginia Tech	10/0	2010
Clowney, Jadeveon	OLB	7	South Carolina	14/14	2024
Cockrell, Ross	CB	47	Duke	14/11	2018-2019
Coker, Jalen	WR	18	Holy Cross	11/4	2024
Colbert, Keary	WR	83	Southern California	55/42	2004-2007
Cole, Colin	DT	91	Iowa	33/23	2013-2015
Cole, Matt	WR	85	McKendree	1/0	2021
Coleman, Kurt	S	20	Ohio State	42/42	2015-2017
Collins, Kerry	QB	12	Penn State	45/42	1995-1998
Colston, Tim	DT	92	Kansas State	2/0	1996
Conner, Darion	LB	56	Jackson State	16/16	1995
Connor, Dan	LB	57, 55	Penn State	47/19	2008-2011; 2013
Considine, Sean	S	37	Iowa	4/0	2011
Cook, Alex	S	27	Washington	10/4	2023
Cooper, Deke	S	35	Notre Dame	26/15	2002; 2007
Cooper, Jarrod	S	40	Kansas State	40/0	2001-2004
Cooper, Pharoh	WR	14	South Carolina	16/1	2020
Cook, Toi	CB	41	Stanford	31/2	1996-1997
Corbett, Austin	G/C	63	Nevada	26/26	2022-2024
Corral, Matt	QB	9	Mississippi	0/0	2022
Cota, Chad	S	37	Oregon	48/18	1995-1997
Cotchery, Jerricho	WR	82	North Carolina State	29/16	2014-2015
Cousin, Terry	CB	21	South Carolina	29/29	2002-2003
Cox, Jr., Bryan	DE	91	Florida	19/0	2017-2019
Cox, Demetrious	S	36	Michigan State	4/0	2017
Craig, Dameyune	QB	16, 2	Auburn	6/0	1998-2001
Cramer, Casey	FB	49	Dartmouth	7/1	2004-2005
Crawford, Casey	TE	84	Virginia	11/1	2000-2001



ALL-TIME ALPHABETICAL ROSTER

Crumedy, Jaden	DT	96	Mississippi State	5/0	2024
Culberson, Quinton	LB	56	Mississippi State	5/0	2009
Cunningham, Richie	K	3	SW Louisiana	7/0	1999-2000
Curry, Donte	LB	96, 55	Morris Brown	20/0	2007-2008

D

Daley, Dennis	G	65	South Carolina	34/21	2019-2021
Dalton, Andy	QB	14	TCU	9/6	2023-2024
Daniel, Robert	DE	72	Northwestern State (LA)	0/0	1999-2000
Darnold, Sam	QB	14	Southern California	18/17	2021-2022
Davids-Garrido, Norberto	G	76	Southern California	59/39	1996-1999
Davis, C.J.	G	71	Pittsburgh	7/0	2009-2010
Davis, Eric	CB	25	Jacksonville State	78/78	1996-2000
Davis, Josh	WR	16	Marshall	0/0	2007
Davis, Mike	RB	27, 28	South Carolina	20/12	2019-2020
Davis, Rod	LB	57	Southern Mississippi	1/0	2006
Davis, Stephen	RB	48	Auburn	29/27	2003-2005
Davis, Tae	LB	33	Chattanooga	8/0	2023
Davis, Thomas	S/LB	47, 58	Georgia	164/146	2005-2018
DeCoud, Thomas	S	21	California	15/11	2014
Delaire, Ryan	DE	91	Towson	15/0	2015-2016
Delhomme, Jake	QB	17	Louisiana-Lafayette	91/90	2003-2009
Deloatch, Curtis	CB	41	North Carolina A&T	6/0	2007
Dendy, Patrick	CB	29	Rice	7/1	2007
Dennis, Mark	T	62, 74	Illinois	28/17	1995-1996
Dexter, James	G	64	South Carolina	9/2	2000
Dickson, Ed	TE	84	Oregon	64/41	2014-2017
Diggs, Na'il	LB	53	Ohio State	61/46	2006-2009
Dixon, Travell	S	30	Washington	1/0	2016
DiRenzo, J.D.	OL	65	Rutgers	3/0	2023
Dingle, Antonio	DT	74	Virginia	3/0	1999-2000
Dockery, James	CB	31	Oregon State	19/2	2012-2014
Donnalley, Kevin	G	65	North Carolina	38/38	2001-2003
Dortch, Greg	WR	14	Wake Forest	2/0	2019
Douglas, Rasul	CB	24	West Virginia	14/11	2020
Doss, Lorenzo	CB	31	Tulane	2/0	2018
Draft, Chris	LB	52	Stanford	32/19	2005-2006
Draper, Shawn	TE	49	Alabama	0/0	2002
Duckett, Damane	DT	63	East Carolina	2/0	2004
Duckworth, Tim	G	78	Auburn	5/0	2010
Dulaney, Mike	FB	34	North Carolina	8/0	1998
Dyson, Kenny	OLB	55	Bryant	2/0	2024
Dyson, Kevin	WR	85	Utah	1/0	2003

E

Ealy, Kony	DE	94	Missouri	47/15	2014-2016
Eason, Jacob	QB	16	Washington	1/0	2022
Edwards, Antonio	DE	96	Valdosta State	14/7	1999
Edwards, Armanti	WR	10, 14	Appalachian State	39/0	2010-2013
Edwards, Dwan	DT	92	Oregon State	53/17	2012-2015
Edwards, Lavar	DE	93	Louisiana State	5/0	2016
Edwards, Lachlan	P	10	Sam Houston State	10/0	2021
Edwards, Ron	DT	96	Texas A&M	11/11	2011-2012
Ekwonu, Ikem	T	79	NC State	49/49	2022-2024
Elder, Corn	CB	35, 29	Miami (FL)	30/1	2017-2020
Elflein, Pat	G/C	60	Ohio State	15/15	2021-2022
Elliott, Javien	CB	23	Florida State	16/3	2019
Elliott, Matt	G	52	Michigan	47/32	1995-1997
Ellis, Elbert	WR	89	Pittsburgh	0/0	1995
Ellison, Atiyah	DT	98	Missouri	0/0	2005
Erickson, Alex	WR	13	Wisconsin	17/0	2021
Erving, Cameron	T	75	Florida State	20/9	2021-2022
Evans, Akayleb	CB	29	Missouri	2/1	2024
Evans, Doug	CB	33	Louisiana Tech	57/55	1998-2001

ALL-TIME ALPHABETICAL ROSTER

F

Fair, Terry	CB	28	Tennessee	3/0	2002
Farkas, Kevin	T	70	Appalachian State	0/0	1995
Farley, Caleb	CB	31	Virginia Tech	9/1	2024
Farley, Matthias	S	41	Notre Dame	5/1	2023
Farley, Scott	S	38	Williams (MA)	0/0	2005
Faryniarz, Brett	LB	55	San Diego State	15/1	1995
Fasani, Randy	QB	12	Stanford	4/1	2002
Fatafeh, Mario	DT	92	Kansas State	6/0	2002
Fauria, Christian	TE	86	Colorado	15/4	2007
Favors, Greg	LB	53	Mississippi State	16/12	2003
Feely, A.J.	QB	11	Oregon	0/0	2009
Felton, Jerome	FB	45	Furman	9/1	2011
Ferrario, Bill	G	64	Wisconsin	0/0	2004
Fiammetta, Tony	FB	42	Syracuse	24/11	2009-2010
Fields, Jeff	DT	97	Arkansas State	2/0	1995
Fields, Mark	LB	58	Washington State	29/25	2002-2004
Fields, Ronald	DT	91	Mississippi State	6/0	2011
Finnegan, Cortland	CB	26	Samford	5/0	2015
Fletcher, Derrick	G	74	Baylor	5/0	2002
Florence, Drayton	CB	29	Tuskegee	14/5	2013
Floyd, William	FB	40	Florida State	42/37	1998-2000
Folkerts, Brian	C	64	Washburn	26/0	2013-2014
Fordham, Todd	T	78	Florida State	47/8	2004-2006
Foreman, D'Onta	RB	33	Texas	17/9	2022
Foster, DeShaun	RB	20, 26	UCLA	63/40	2002-2007
Foucault, David	T	63	Montreal	5/1	2014-2015
Fountaine, Jamal	LB	50	Washington	0/0	1995
Fox, Mike	DE	93	West Virginia	54/43	1995-1998
Fox, Morgan	DE	91	Colorado State-Pueblo	17/9	2021
France, Dan	T	71, 78	Michigan State	0/0	2016-2017
Franklin, Brad	CB	36	Louisiana-Lafayette	0/0	2002
Franklin Jr., Sam	S	42	Temple	74/9	2020-2024
Frazier, Mose	WR	14	Memphis	2/0	2017-2018
Freeman, Royce	RB	32	Oregon	8/0	2021
Fua, Sione	DT/G	94, 72	Stanford	27/12	2011-2013
Fuller, Curtis	S	23	Texas Christian	6/0	2004
Fuller, Jordan	S	20	Ohio State	9/9	2024
Funchess, Devin	WR	17	Michigan	47/28	2015-2018

G

Gachkar, Andrew	LB	57	Missouri	6/0	2017
Gaines, Michael	TE	84	Central Florida	42/21	2004-2006
Gaither, Omar	LB	59	Tennessee	10/4	2011
Gamble, Chris	CB	20	Ohio State	123/117	2004-2012
Gano, Graham	K	9	Florida State	98/0	2012-2019
Garcia, Frank	G/C	65	Washington	91/84	1995-2000
Gardner, Rod	WR	87	Clemson	11/0	2005
Gaskins, Percell	LB	55	Kansas State	12/0	1997
Gaulden, Rashaan	S	28	Tennessee	24/0	2018-2019
Gavadza, Jason	TE	49	Kent State	0/0	2000
Gaydos, Linden	DT	61	Calgary	0/0	2013
Gettis, David	WR	12	Baylor	17/13	2010-2012
Gibson, Gary	DT	91	Rutgers	12/0	2007-2008
Gilbert, Garrett	QB	4, 3	SMU	1/0	2017-2018
Gilbert, Sean	DE/DT	94	Pittsburgh	64/56	1998-2002
Gill, Cam	OLB	45	Wagner	10/0	2024
Gilmore, Stephon	CB	9	South Carolina	8/3	2021
Ginn, Jr., Ted	WR	19	Ohio State	47/23	2013; 2015-2016
Godfrey, Charles	S/CB	30	Iowa	82/75	2008-2014
Goings, Nick	FB	37	Pittsburgh	105/13	2001-2008
Gonzalez, Zane	K	5	Arizona State	12/0	2021-2022
Goodson, Mike	RB	33	Texas A&M	28/3	2009-2011
Gordon, Dillon	OL	66	LSU	0/0	2019

ALL-TIME ALPHABETICAL ROSTER

Gradkowski, Gino	C	66	Delaware	10/3	2016
Graham, Derrick	T	74	Appalachian State	11/7	1995
Graham, Shayne	K	11	Virginia Tech	11/0	2002
Grant, Deon	S	27	Tennessee	48/48	2001-2003
Gray, Derwin	S	44	Brigham Young	3/0	1998
Greeley, Bucky	C	60	Penn State	6/0	1996-1998
Green, Brandon	OL	75	Alabama	0/0	2019
Green, Ray	S	29	South Carolina	16/0	2000
Green, TJ	S	36	Clemson	1/0	2019
Green, Tyrone	G	69	Auburn	0/0	2015
Green, Willie	WR	86	Mississippi	31/17	1995-1996
Greene, Kevin	LB	91	Auburn	47/47	1996, 1998-1999
Greene, Scott	FB	43	Michigan State	24/14	1996-1997
Grier, Will	QB	3	West Virginia	2/2	2019
Griffin, Michael	S	22	Texas	13/6	2016
Griffin, Shaquill	DB	20	Central Florida	3/1	2023
Griffith, Howard	FB	30	Illinois	31/21	1995-1996
Grigsby, Otis	DE	76	Kentucky	4/0	2007
Gross, Jordan	T	69	Utah	167/167	2003-2013
Gross-Matos, Yetur	DE/OLB	97	Penn State	55/32	2020-2023
Grugier-Hill, Kamu	LB	54	Eastern Illinois	17/5	2023
Guliford, Eric	WR	84	Arizona State	14/9	1995
Gunter, LaDarius	CB	23	Miami (FL)	4/0	2017
H					
Hackett, D.J.	WR	18	Colorado	9/2	2008
Hajrullahu, Lirim	K	3	Western Ontario (Can.)	4/0	2021
Hall, Daeshon	DE	94	Texas A&M	1/0	2017
Haller, Alan	CB	24	Michigan State	2/0	1995
Hambrick, Darren	LB	59	South Carolina	9/8	2001
Hamilton, Woodrow	DT	78	Mississippi	5/0	2019-2020
Hampton, William	CB	31	Murray State	9/0	2003-2004
Hangartner, Geoff	C/G	63	Texas A&M	90/57	2005-2008; 2011-2012; 2013
Hankton, Karl	WR	14, 88	Trinity College (IL)	104/1	2000-2006
Harbaugh, Jim	QB	5	Michigan	0/0	2001
Hardy, Greg	DE	76	Mississippi	63/40	2010-2014
Hardy, Jermaine	S	29	Virginia	3/0	2005
Harper, Deveron	CB	28	Notre Dame	24/1	2000-2001
Harper, Madre	CB	36	Southern Illinois	3/0	2021
Harper, Roman	S	41	Alabama	32/32	2014-2015
Harris, Charles	OLB	40	Missouri	10/6	2024
Harris, Chris	S	43	Louisiana-Monroe	44/44	2007-2009
Harris, Joey	RB	25	Purdue	4/0	2004
Harris, Jonathan	OLB	92	Lindenwood	7/0	2024
Harris, Nic	LB	59	Oklahoma	15/4	2010
Harris, Ra'Shon	DT	77	Oregon	2/0	2009
Hartsock, Ben	TE	84	Ohio State	43/9	2011-2013
Hartsfield, Myles	DB	38	Mississippi	41/19	2020-2022
Hartwig, Justin	C	75	Kansas	17/16	2006-2007
Hasselbeck, Tim	QB	7	Boston College	0/0	2002
Hawkes, Michael	LB	59	Virginia Tech	3/0	2000-2001
Hawkins, Artrell	CB	27	Cincinnati	14/4	2004
Hawkins, Donald	T	78	Texas	7/0	2016
Hawkins, Josh	CB	23	East Carolina	5/0	2018
Hayden, Nick	DT	78, 98	Wisconsin	26/13	2008-2010
Haye, Jovan	DE	92	Vanderbilt	2/0	2005
Hayes, Brandon	T/G	67	Central State	7/0	1996
Hayes, Donald	WR	88, 81	Wisconsin	51/31	1998-2001
Hayes, Tae	CB	32	Appalachian State	5/0	2022
Haynes, Alex	RB	24	Central Florida	10/0	2007
Haynes Sr., Marquis	DE/OLB	98	Mississippi	73/3	2018-2024
Hearn, Taylor	T	62	Clemson	4/0	2018
Heinicke, Taylor	QB	6	Old Dominion	7/1	2018

ALL-TIME ALPHABETICAL ROSTER

Heinrich, Keith	TE	80	Sam Houston State	4/0	2002
Hekker, Johnny	P	10	Oregon State	51/0	2022-2024
Hemsley, Nate	LB	54	Syracuse	9/3	2001
Henderson, CJ	CB	15, 24	Florida	40/22	2021-2023
Herron, Frank	DE	69	Louisiana State	1/0	2021
Hetherington, Chris	FB	44	Yale	46/6	1999-2001
Hicks, Hayworth	G	75	Iowa State	0/0	2012
Hicks, Skip	RB	42	UCLA	0/0	2002
Higgins, Rashard	WR	17	Colorado State	3/0	2022
Hilbert, Jon	PK	5	Louisville	1/0	2002
Hill, Efreem	WR	5	Samford	0/0	2005
Hill, Stephen	WR	87	Georgia Tech	0/0	2015
Hill, Travis	LB	59	Nebraska	3/0	1995
Hill, Troy	CB	13	Oregon	24/5	2023-2024
Hines, Jermale	S	36	Ohio State	5/0	2011
Hitchcock, Jimmy	CB	37	North Carolina	32/9	2000-2001
Hixon, Domenik	WR	87	Akron	15/0	2013
Hoard, Leroy	RB	33	Michigan	3/0	1996
Hodge, Abdul	LB	56	Iowa	5/0	2010
Hogan, Brandon	CB	21	West Virginia	3/0	2011-2012
Hogan, Chris	WR	15	Monmouth	7/1	2019
Hogue, Doug	LB	55	Syracuse	9/0	2012
Holmberg, Rob	LB	58	Penn State	1/0	2001
Hood, Elijah	RB	30	North Carolina	0/0	2018
Hood, Kerry	WR	10	South Carolina	0/0	2000
Hoover, Brad	RB/FB	45	Western Carolina	152/93	2000-2009
Horn, Jaycee	CB	8	South Carolina	37/37	2021-2024
Horton, Mike	G	66	Auburn	3/0	2021
Horton, Wes	DE	96	Southern California	83/38	2013-2018; 2019
Hoskins, Phil	DT	71	Kentucky	8/0	2021-2022
Houston, Justin	OLB	50	Georgia	7/7	2023
Howard, Reggie	CB	42, 23	Memphis State	47/29	2000-2003; 2006
Hubbard, Chuba	RB	30	Oklahoma State	64/39	2021-2024
Hudson, Marcus	S	25	North Carolina State	14/0	2010
Hughes, Kevin	T	72	Southeastern Louisiana	0/0	2014
Humphrey, Deon	LB	58	Florida State	3/0	2000
Hunt, Robert	G	50	Louisiana	16/16	2024
Huntley, Richard	RB	34	Winston-Salem State	14/9	2001
Hurst, Hayden	TE	81	South Carolina	9/8	2023
I					
Iddings, Drew	DT	79	South Dakota	0/0	2017
Ioannidis, Matt	DT	99	Temple	13/13	2022
Incoom, Thomas	OLB	48	Central Michigan	8/0	2024
Irvin, Bruce	DE	55	West Virginia	13/12	2019
Irvin, Corvey	DT	60, 93	Georgia	2/0	2009-2010
Ismail, Raghib	WR	81	Notre Dame	42/22	1996-1998
Ivy, Mortty	LB	54	West Virginia	0/0	2009
Iyieguniwe, Joel	LB	52	Western Kentucky	7/0	2022
J					
Jackson, Brad	LB	50	Cincinnati	11/0	2002
Jackson, Dane	CB	23	Pittsburgh	9/3	2024
Jackson, Donte	CB	26	Louisiana State	80/76	2018-2023
Jackson, Eddie	CB	34	Arkansas	10/0	2004
Jackson, Gabe	G	69	Mississippi State	5/2	2023
Jackson, Mike	CB	2	Miami (FL.)	17/17	2024
Jackson, Rashawn	FB	38	Virginia	2/1	2010
Jackson, Steven	RB	48	Clemson	0/0	2006
Jackson, Tarron	OLB	41	Coastal Carolina	3/0	2024
Jacobs, Ben	LB	53	Fresno State	68/0	2013-2015; 2016-2018
Jacquet, Nate	WR	17	San Diego State	0/0	2002
Jamerson, Natrell	CB	30	Wisconsin	9/0	2019-2020

ALL-TIME ALPHABETICAL ROSTER

James, Jeno	T/G	78	Auburn	55/28	2000-2003
Jamison, Brandon	LB	57	West Georgia	19/0	2006-2007
Jamison, D'Shawn	CB	29	Texas	15/1	2023
Jansen, JJ	LS	44	Notre Dame	260/0	2009-2024
Janus, Paul	C	74	Northwestern	5/1	1998
Jarrett, Dwayne	WR	80	Southern California	32/3	2007-2010
Jeffers, Patrick	WR	83	Virginia	24/10	1999-2001
Jenkins, Kris	DT	77	Maryland	85/79	2001-2007
Jensen, Nash	OL	66	North Dakota State	11/5	2023
Jensen, Jerry	LB	53	Washington	10/0	1998-1999
Jeter, Tommy	DE	97	Texas	1/0	1996
Jewell, Josey	LB	47	Iowa	12/12	2024
Johnson, Anthony	RB	23	Notre Dame	71/20	1995-1999
Johnson, Charles	DE	95	Georgia	143/114	2007-2017
Johnson, Charles	WR	12	Grand Valley State	0/0	2017
Johnson, Darryl	DE	92	North Carolina A&T	3/0	2021
Johnson, Devon	FB	47	Marshall	0/0	2016
Johnson, Diontae	WR	5	Toledo	7/7	2024
Johnson, D.J.	OLB	52	Oregon	27/5	2023-24
Johnson, Ed	DT	99	Penn State	12/6	2010
Johnson, Keyshawn	WR	19	Southern California	16/16	2006
Johnson, Landon	LB	54, 59	Purdue	25/3	2008-2009
Johnson, Leonard	CB	23	Iowa State	10/0	2016
Johnson Jr., Lonnie	S	32	Kentucky	15/1	2024
Johnston, Clay	LB	57	Baylor	8/0	2020-2021
Jones, Clarence	T	75	Maryland	27/27	1999-2000
Jones, Colin	S	42	Texas Christian	114/14	2012-2019
Jones, DaQuan	DT	90	Penn State	17/17	2021
Jones, Deion	LB	40	LSU	13/3	2023
Jones, Dontá	LB	54	Nebraska	16/0	1999
Jones, Ernest	LB	59	Oregon	20/0	1998-1999
Jones, Kobe	DE	91	Mississippi State	1/0	2022
Jones, Mark	WR	84	Tennessee	16/0	2008
Jones, Reggie	WR	81	Louisiana State	1/0	1995
Jones Jr., Velus	RB	28	Tennessee	2/0	2024
Jordan, Michael	G	73	Ohio State	12/11	2021
Jordan, Omari	DT	91	Buffalo	5/0	2004
Jordan, Leander	G	76	Indiana (PA)	13/5	2001-2002

K

Kaaya, Brad	QB	8	Miami (FL)	0/0	2017
Kadela, Dave	T	61	Virginia Tech	1/0	2004-2006
Kalil, Matt	T	75	Southern California	16/16	2017-2018
Kalil, Ryan	C	65, 67	Southern California	148/145	2007-2017
Kamara, Azur	DE	54	Kansas	0/0	2021
Kasay, John	K	4	Georgia	221/0	1995-2010
Kaskey, Matt	T	63	Dartmouth	1/0	2019-2020
Kearse, Frank	DT	99	Alabama A&M	14/8	2011-2012
Keiser, Thomas	DE	98	Stanford	12/0	2011-2012
Kemoeatu, Maake	DT	99	Utah	46/40	2006-2009
Kerr, Zach	DT	92	Delaware	13/4	2020
Killings, Cedric	DT	91	Carson-Newman	4/0	2001
Kinchen, Brian	TE	88	Louisiana State	32/0	1999-2000
Kingston, Jarrett	OL	61	Southern California	7/0	2024
King, Jeff	TE	87, 47	Virginia Tech	76/62	2006-2010
King, Sean	DE	96	NE Louisiana	39/2	1995-1998
King, Tavarres	WR	12	Georgia	0/0	2013
Kirkwood, Keith	WR	18	Temple	4/0	2020-2021
Klein, A.J.	LB	56	Iowa State	60/23	2013-2016
Kragen, Greg	NT	71	Utah State	48/46	1995-1997
Kubiak, Jim	QB	9	Navy	0/0	1996
Kuechly, Luke	LB	59	Boston College	118/118	2012-2019
Kugbila, Edmund	G	71	Valdosta State	0/0	2013-2014
Kunaszyk, Jordan	LB	43	California	9/0	2019

ALL-TIME ALPHABETICAL ROSTER

Kunalic, Adi	K	5	Nebraska	0/0	2011
Kyle, Jason	LS	56	Arizona State	128/0	2001-2008
L					
Lacina, Corbin	G	64	Augustana	10/10	1998
LaFell, Brandon	WR	11	Louisiana State	60/36	2010-2013
Landri, Derek	DT	61	Notre Dame	16/16	2009-2010
Lane, Fred	RB	32	Lane College	42/23	1997-1999
Larkin, Austin	DE	96	Purdue	9/0	2020-2021
Larsen, Tyler	C	69	Utah State	68/18	2016-2020
Lathon, Lamar	LB	57	Houston	48/48	1995-1998
Lawson, Shaq	LB	46	Clemson	1/0	2024
Ledford, Dwayne	G	74	East Carolina	0/0	2001
Lee, Andy	P	8	Pittsburgh	9/0	2016
Lee, Ricky	OL	61	North Carolina A&T	6/0	2023
LeFors, Stefan	QB	3	Louisville	0/0	2005
Legette, Xavier	WR	17	South Carolina	16/13	2024
Leonard, Louis	DT	94	Fresno State	4/1	2009-2010
Leota, Eku	OLB	53	Auburn	10/1	2023-24
Lester, Robert	S	38	Alabama	13/4	2013-2014
Lewis, Damien	G	68	Louisiana State	16/16	2024
Lewis, Damione	DT	92	Miami (FL)	62/36	2006-2009
Lewis, Keith	S	39	Oregon	0/0	2009
Lewis, Jeff	QB	8	Northern Arizona	7/0	1999-2000
Little, Greg	T	74	Mississippi	14/6	2019-2020
Littleton, Cory	LB	55	Washington	15/7	2022
Lloyd, Greg	LB	95	Fort Valley State	16/14	1998
Lloyd, Rhys	K	5, 8	Minnesota	48/0	2007-2009, 2010
Lofton, Steve	CB	27, 29	Texas A&M	36/12	1995-1996; 1998-1999
Long Jr., David	CB	20	Michigan	3/1	2023
Lotulelei, Star	DT	98	Utah	76/75	2013-2017
Love, Kyle	DT	61, 93, 77	Mississippi State	72/7	2014-15; 2016-19
Love, Sean	G	79	Penn State	11/1	1995
Lucas, Al	DT	71	Troy State	20/0	2000-2001
Lucas, Ken	CB	23, 21	Mississippi	60/59	2005-2008
Luke, Cole	CB	32	Notre Dame	8/0	2017-2019
Luton, Jake	QB	16	Oregon State	0/0	2023
Luvu, Frankie	LB	49	Washington State	48/35	2021-2023
Lundblade, Brad	C	64	Oklahoma State	1/0	2019
Lytle, Matt	QB	9	Pittsburgh	3/1	2000-2001
M					
Mahon, Brendan	G	63	Penn Satate	4/0	2018
Mangum, Kris	TE	86	Mississippi	126/61	1997-2006
Manhertz, Chris	TE	82	Canisius	67/26	2016-2020
Manning, Ilm	OL	73	Hawaii	0/0	2023
Manning, Jr., Ricky	CB	24	UCLA	48/26	2003-2005
Manuel, Marquand	S	36	Florida	16/2	2007
Mare, Olindo	K	10	Syracuse	16/0	2011
Marlowe, Dean	S	29	James Madison	5/0	2015-2016
Marrow, Mitch	DL	68	Pennsylvania	0/0	1998
Marshall, Richard	CB	31	Fresno State	80/46	2006-2010
Marshall Jr. Terrace	WR	88	Louisiana State	36/16	2021-2023
Martin, Charly	WR	83	West Texas A&M	8/0	2009-2010
Martin, Emerson	G	78	Hampton (VA)	2/1	1995
Martin, Kamal	LB	47	Minnesota	6/1	2021
Martin, Sherrod	S	23	Troy	59/36	2009-2012
Mathis, Evan	G	71	Alabama	25/15	2005-2007
Matthews, Jordan	TE	85	Vanderbilt	5/1	2023-24
Matthews, Kevin	C	60	Texas A&M	0/0	2014
Matthews, Shane	QB	9	Florida	0/0	1997-1998
Maumau, Viliami	DT	79	Colorado	1/0	1999
Maxie, Brett	S	39	Texas Southern	29/29	1995-1996

ALL-TIME ALPHABETICAL ROSTER

Mayfield, Baker	QB	6	Oklahoma	7/6	2022
Mayo, David	LB	55	Texas State	59/4	2015-2018
Mays, Cade	OL	64, 68	Tennessee	38/15	2022-2024
McCadam, Kevin	S	25	Virginia Tech	16/0	2006
McCaffrey, Christian	RB	22	Stanford	64/58	2017-2022
McClain, Robert	CB	36, 27	Connecticut	30/8	2010; 2015-2016
McClain, Terrell	DT	97	South Florida	12/12	2011
McCall, Marquan	DT	78	Kentucky	16/0	2022
McCloud, Ray-Ray	WR	14	Clemson	6/0	2019
McClover, Stanley	DE	74	Auburn	13/0	2006-2007
McCown, Josh	QB	12	Sam Houston State	3/0	2008-2009
McCoy, Gerald	DT	93	Oklahoma	16/16	2019
McCray, Justin	OL	64	Central Florida	4/2	2023
McCree, Marlon	S	27	Kentucky	16/15	2005
McDaniel, Emmanuel	CB	26, 25	East Carolina	18/5	1996;2002
McDowell, Bubba	S	25	Miami (FL)	16/3	1995
McGee, Stacy	DE	91	Oklahoma	4/0	2019
McGill, Lenny	CB	22	Arizona State	10/0	1998
McGhin, Garrett	T	76	East Carolina	2/0	2019
McKinley, Alvin	DT	99	Mississippi State	7/0	2000-2001
McKyer, Tim	CB	22	Texas-Arlington	16/16	1995
McNutt, Marvin	WR	15	Iowa	1/0	2013
Means, Natrone	RB	20	North Carolina	1/0	2000
Medlock, Justin	K	6	UCLA	10/0	2012
Melvin, Rashaan	CB	29	Northern Illinois	10/3	2021
Metcalf, Eric	WR	82	Texas	16/1	1999
Metzelaars, Pete	TE	88	Wabash	14/14	1995
Michel, Marken	WR	83	Massachusetts	2/0	2020
Mikell, Quintin	S	27	Boise State	14/12	2013
Miller, Christian	DE	50	Alabama	7/0	2019
Miller, Horace	LB	55	Texas-El Paso	0/0	2014
Miller, John	G	67	Louisville	24/24	2020-2021
Miller, Les	DE	69	Fort Hays State	45/19	1996-1998
Mills, Ernie	WR	89	Florida	10/5	1997
Mills, Sam	LB	51	Montclair State	48/48	1995-1997
Milem, John	DE	91	Lenoir-Rhyne	2/0	2001
Miley, Arthur	DE	71	Southern	0/0	2015
Mingo, Jonathan	WR	15	Mississippi	24/19	2023-24
Minor, Kory	LB	52, 59	Notre Dame	30/2	1999-2002
Minter, Mike	S	30	Nebraska	148/141	1997-2006
Mitchell, Jeff	C	60	Florida	78/78	2001-2005
Mitchell, Mike	S	21	Ohio	15/14	2013
Moncrief, Donte	WR	19	Mississippi	3/0	2019
Montgomery, Joe	RB	33	Ohio State	3/0	2002
Montgomery, Will	G	66	Virginia Tech	6/4	2006
Moore, Casey	FB	33	Stanford	0/0	2003
Moore, D.J.	CB	20	Vanderbilt	2/0	2013
Moore, David	WR	83	East Central	17/5	2024
Moore, Derrick	RB	20	Northeastern State	13/10	1995
Moore, DJ	WR	12, 2	Maryland	80/73	2018-2022
Moore, Kenny	WR	81	Wake Forest	12/1	2008-2009
Moore, Matt	QB	3	Oregon State	22/13	2007-2010
Moore, Zach	DE	77	Concordia-St. Paul	0/0	2017
Moorehead, Kindal	DT	94	Alabama	75/13	2003-2007
Morris, Chris	C	63	Michigan State	4/0	2010
Morabito, Tim	DT	95, 90	Boston College	48/37	1997-2000
Morgan, Dan	LB	55	Miami	59/59	2001-2007
Morton, Christian	CB	35	Illinois	7/2	2006
Mosby, Arron	LB	46	Fresno State	3/0	2022
Moton, Taylor	T	72	Western Michigan	129/113	2017-2024
Muhammad, Muhsin	WR	87	Michigan State	155/141	1996-2004, 2008-2009
Mullen, Roderick	DB	28	Grambling State	15/0	1999

ALL-TIME ALPHABETICAL ROSTER

Munnerlyn, Captain	CB	41	South Carolina	107/55	2009-2013, 2017-2018 2012
Murphy, Louis	WR	83	Florida	16/5	
N					
Naanee, Legedu	WR	17	Boise State	15/10	2011
Nakamura, Haruki	S	43	Cincinnati	13/13	2012
Navies, Hannibal	LB	53	Colorado	39/15	1999-2002
Neblett, Andre	DT	68	Temple	30/7	2010-2012
Nedney, Joe	PK	6	San Jose State	12/0	2000
Nelson, Bruce	C	72	Iowa	15/1	2003-2004
Nelson, Jonathan	S	37	Oklahoma	2/1	2011
Nesbit, Jamar	C/G	63	South Carolina	53/45	1999-2002
Ness, Nate	CB	40	Arizona	0/0	2012
Newhouse, Marshall	T	71	Texas Christian	11/2	2018
Newton, Cam J.	QB	1	Auburn	133/129	2011-19; 2021
Newton, Cam L.	S	29	Furman	0/0	2006
Newton, Nate	G	73	Florida A&M	7/0	1999
Nijman, Yosh	T	77	Virginia Tech	16/3	2024
Nixon, Daviyon	DT	94	Iowa	14/0	2021-2022
Norman, Josh	CB	24, 6	Coastal Carolina	55/39	2012-2015; 2022
Norris, Jared	LB	52	Utah	28/0	2016-2018
Nortman, Brad	P	8	Wisconsin	64/0	2012-2015
Norwell, Andrew	G	68	Ohio State	55/54	2014-2017
Norwood, Eric	DE	92	South Carolina	28/0	2010-2011
Norwood, Kevin	WR	81	Alabama	1/0	2015
Null, Keith	QB	9	West Texas A&M	0/0	2010
Nunley, Jeremy	DE	99	Alabama	0/0	1995
Nwagbuo, Ogemdi	DT	78	Michigan State	4/1	2011
O					
Obada, Efe	DE	94	none	42/1	2018-2020
O'Brien, Kitt	T	77	Ball State	0/0	2019
Ogbonnaya, Chris	RB	26	Texas	5/0	2014
Oher, Michael	T	73	Mississippi	19/19	2015-2016
Okung, Russell	T	76	Oklahoma State	7/7	2020
Oliver, Winslow	RB	20	New Mexico State	38/0	1996-1998
Olsen, Greg	TE	88	Miami (FL)	133/123	2011-2019
Olson, Drew	QB	9	UCLA	0/0	2007
Onatolu, Kenny	LB	56	Nebraska-Omaha	4/0	2012
Omiyale, Frank	T	76	Tennessee Tech	10/1	2007-2008
Orr, Chris	LB	45	Wisconsin	3/0	2020
Otah, Jeff	T	79	Pittsburgh	29/29	2008-2011
P					
Palardy, Michael	P	5	Tennessee	55/0	2016-2019
Paradis, Matt	C	61	Boise State	41/41	2019-2021
Parker, Aaron	WR	19	Rhode Island	1/0	2021
Parker, AJ	DB	37	Kansas State	1/0	2023
Parker, Billy	S	27	William and Mary	0/0	2005
Parker, J'Vonne	DT	98	Rutgers	1/0	2008
Parker, Ron	CB	25	Newberry College (SC)	3/0	2012
Parms, Damian	S	45	Florida Atlantic	0/0	2018-2019
Paysinger, Spencer	LB	56	Oregon	3/0	2017
Peete, Rodney	QB	9	Southern California	16/15	2002-2004
Peevy, Jayden	DT	92	Texas A&M	4/0	2024
Peppers, Julius	DE	90	North Carolina	138/125	2002-2009; 2017-2018
Peter, Jason	DE	97	Nebraska	38/20	1998-2001
Peters, Scott	G	64	Arizona State	0/0	2006
Peterson, Andrew	G	60	Washington	4/2	1995
Petitti, Rob	T	64	Pittsburgh	5/0	2009, 2010
Phenix, Perry	S	20	So. Mississippi	2/0	2001
Philion, Ed	NT	90	Ferris State	0/0	1996

ALL-TIME ALPHABETICAL ROSTER

Phillips, Jason	LB	53	Texas Christian	20/2	2011-2012
Philyaw, Dino	RB	34, 32	Oregon	10/0	1995-1996
Pieri, Damon	S	29, 27	San Diego State	32/1	1995-1997
Pike, Tony	QB	16	Cincinnati	1/0	2010
Pilares, Kealoha	WR	81	Hawaii	20/0	2011-2013
Piñeiro Eddy	K	4	Florida	49/0	2022-2024
Pinkney, Cleveland	DT	62	South Carolina	2/0	2004
Pittman, Kavika	DE	92	McNeese State	2/0	2003-2004
Poe, Dontari	DT	95	Memphis	27/26	2018-2019
Pollak, Mike	G	74	Arizona State	1/0	2012
Poole, Tauren	RB	33, 27	Tennessee	1/0	2012; 2014
Poole, Tyrone	CB	38	Fort Valley State	47/44	1995-1997
Posey, Jeff	LB	90	Southern Mississippi	4/0	2001
Presley, De'Andre	WR	10	Appalachian State	4/0	2014
Pressley, DeMario	DT	61	North Carolina State	1/0	2011
Pride Jr., Troy	CB	25	Notre Dame	14/8	2020-21
Proehl, Ricky	WR	81	Wake Forest	48/5	2003-2005
Pugh, Jordan	S	29	Texas A&M	27/3	2010-2011

Q

Quarterman, Shaq	LB	33	Miami (FL)	1/0	2024
------------------	----	----	------------	-----	------

R

Rasby, Walter	TE	89, 88	Wake Forest	39/5	1995-1997
Rasmussen, Kemp	DE	97	Indiana	50/0	2002-2005
Ray, LaBryan	DT	93	Alabama	33/10	2023-2024
Raybon, Israel	DE	92	North Alabama	9/0	1997
Reaves, Darrin	RB	36	Alabama-Birmingham	6/1	2014
Reddick, Haason	OLB	43	Temple	16/16	2021
Reddick, Kevin	LB	52	North Carolina	3/0	2014
Redmon, Anthony	G	61	Auburn	25/19	1998-1999
Reed, Chris	OL	64	Minn. St.-Mankato	17/14	2019-2020
Reed, Michael	CB	45, 31	Boston College	3/0	1995-1996
Regis, Micanor	DT	72	Miami (FL)	0/0	2014
Reich, Frank	QB	14	Maryland	3/3	1995
Reid, Eric	S	25	Louisiana State	29/29	2018-2019
Reid, Spencer	LB	54	Brigham Young	16/0	1998
Remmers, Mike	T	74	Oregon State	37/37	2014-2016
Reyes, Tutan	T/G	76	Mississippi	30/28	2002-2005
Rhattigan, Jon	LB	49	Army	16/0	2024
Ricci, Giovanni	FB/TE	45	Western Michigan	36/4	2021-2023
Richardson, Damien	S	39	Arizona State	77/10	1998-2004
Richardson, Demani	S	36	Texas A&M	14/5	2024
Rigsbee, Jordan	T	64	California	0/0	2016
Roberts, Andre	WR	18	The Citadel	3/0	2022
Roberts, Sam	DT	74	Missouri State	3/0	2024
Roberts, Seth	WR	15	West Alabama	7/1	2020
Robertson, Jamal	RB	22	Ohio Northern	12/0	2004-2005
Robinson, A'Shawn	DE	94	Alabama	16/16	2024
Robinson, Corey	T	77	South Carolina	2/0	2018
Robinson, Duke	G	72	Oklahoma	0/0	2009-2010
Robinson, Eugene	S	41	Colgate	16/16	2000
Robinson, Kenny	S	27	West Virginia	19/1	2020-2021
Robinson, Jammie	S	22	Florida State	21/2	2023-2024
Robinson, Ryne	WR	10	Miami (OH)	16/0	2007-2008
Rodenhauser, Mark	C	63	Illinois State	48/0	1995-1997
Rosario, Dante	TE	88	Oregon	62/22	2007-2010
Ross, Fred	WR	2	Mississippi State	0/0	2017
Ross, Micah	WR	11	Jacksonville	10/0	2004
Roy, Bravvion	DT	93	Baylor	45/15	2020-2022
Royal, Andre	LB	58	Alabama	44/13	1995-1997
Rucker, Mike	DE	93	Nebraska	139/106	1999-2007
Russell, Anderson	S	40	Ohio State	3/0	2012
Rutherford, Rod	QB	12	Pittsburgh	0/0	2004

ALL-TIME ALPHABETICAL ROSTER

S

Saleh, Tarek	LB	94, 92	Wisconsin	14/1	1997-1998
Salley, Nate	S	33, 25	Ohio State	24/0	2006-2008
Samuel, Curtis	WR	10	Ohio State	53/32	2017-2020
Samp, Chris	WR	85	Winona State	0/0	2006
Sanchez, Zack	CB	31	Oklahoma	5/1	2016
Sanders, Ja'Tavion	TE	0	Texas	16/8	2024
Sanders, Miles	RB	6	Penn State	27/7	2023-2024
Santoso, Ryan	K	9	Minnesota	1/0	2021
Sasa, Don	DE	98	Washington State	2/0	1997-1998
Saunders, C.J.	WR	15, 81	Ohio State	2/0	2021
Sauerbrun, Todd	P	10	West Virginia	64/0	2001-2004
Scarlett, Jordan	RB	20	Florida	9/0	2019
Schofield, Michael	T	75	Michigan	11/3	2020
Schwartz, Geoff	T/G	74	Oregon	32/19	2009-2011
Scifres, Steve	G	72	Wyoming	1/0	1998
Scott, Chris	G	75, 79	Tennessee	43/12	2013-2016
Scott, Nick	S	21	Penn State	10/4	2024
Scott, Trent	T	68	Grambling State	28/9	2020-2021
Scurlock, Mike	S	38	Arizona	14/0	1999
Seals, Ray	DE	99	none	14/7	1997
Searcy, Da'Norris	S	21	North Carolina	2/2	2018
Seidman, Mike	TE	82	UCLA	43/15	2003-2006
Selvie, George	DE	90	South Florida	4/0	2011
Senn, Jordan	LB	57	Portland State	66/7	2009-2013
Senters, Mike	CB	47	Northwestern	0/0	1995
Seward, Adam	LB	59	UNLV	40/2	2005-2008
Seymour, Kevon	CB	27	Southern California	16/2	2017-2018
Sharpe, David	OL	74	Florida	8/0	2023
Shaw, Tim	LB	97	Penn State	14/0	2007
Shelton, Eric	RB	35, 32	Louisville	9/0	2005-2006
Shenault Jr., Laviska	WR	15, 5	Colorado	21/5	2023
Shepard, Russell	WR	19	Louisiana State	15/3	2017
Sheriff, Jamie	LB	44	South Alabama	1/0	2024
Shirley, Jason	DT	71	Fresno State	4/0	2011
Shiver, Clay	G	60	Florida State	0/0	1999
Shockey, Jeremy	TE	80	Miami (FL)	15/13	2011
Short, Brandon	LB	53	Penn State	32/17	2004-2005
Short, Kawann	DT	99	Purdue	99/76	2013-2020
Siglar, Ricky	T	75	San Jose State	1/0	1998
Silatolu, Amini	G/T	61, 66, 65	Midwestern State	54/37	2012-2015; 2017-2018
Simmons, Terrance	DT	59	Alabama State	2/0	2002
Simonson, Scott	TE	80	Assumption	14/1	2015-2017
Skrepenak, Greg	G	75	Michigan	32/32	1996-1997
Slade, Chris	DE	50	Virginia	15/0	2001
Slye, Joey	K	4	Virginia Tech	32/0	2019-2020
Smart, Rod	RB	32	Western Kentucky	47/0	2002-2005
Smith, Andre	LB	57	North Carolina	19/0	2018-2019
Smith, Armond	RB	36	Union College (KY)	9/0	2012-2013
Smith, Brandon	LB	40	Penn State	12/1	2022
Smith, Chuck	DE	91	Tennessee	2/2	2000
Smith, D.J.	LB	52	Appalachian State	1/0	2014
Smith, Fernando	DE	71	Jackson State	0/0	2002
Smith, Kelvin	LB	56, 46	Syracuse	3/0	2009
Smith, Lamar	RB	26	Houston	11/11	2002
Smith, Marquette	RB	22	Central Florida	0/0	1996-1997
Smith, Rod	CB	21, 31	Notre Dame	46/10	1995-1998
Smith, Rodney	RB	35, 20	Minnesota	9/1	2020-2021
Smith, Shi	WR	12	South Carolina	23/6	2021-2022
Smith, Steve	WR	89	Utah	182/161	2001-2013
Smith, T.J.	DT	97	Arkansas	3/0	2024
Smith, Tony	RB	28	Southern Miss	0/0	1995
Smith, Torrey	WR	11	Maryland	11/6	2018

ALL-TIME ALPHABETICAL ROSTER

Smith-Marsette, Ihmir	WR	11	Iowa	17/0	2023
Smith-Wade, Chau	CB	26	Washington State	14/4	2024
Snead IV, Willie	WR	83	Ball State	2/0	2021
Soliai, Paul	DT	90	Utah	10/1	2016
Southward, Dezmen	S	37	Wisconsin	1/0	2017
St. Pierre, Brian	QB	6	Boston College	1/1	2010
Stanford, Julian	LB	50	Wagner	33/0	2020-2021
Stanford, R.J.	CB	35, 25	Utah	12/0	2010-2011
Stark, Rohn	P	3	Florida State	16/0	1996
Stevens, Tommy	QB	15	Mississippi State	1/0	2020
Steussie, Todd	T	75	California	48/48	2001-2003
Stewart, Jonathan	RB	28	Oregon	131/64	2008-2017
Stewart, Todd	T	70	California	0/0	1997
Stoltenberg, Bryan	C/G	67	Colorado	38/18	1998-2000
Stone, Dwight	WR	80	Middle Tennessee State	64/0	1995-1998
Strachan, Mike	WR	86	Charleston (WV)	4/1	2023
Strait, Derrick	CB	22	Oklahoma	2/0	2006
Stuber, Tim	G	62	Colorado State	0/0	2002
Sullivan, Stephen	TE	84	Louisiana State	30/0	2021-2024
Sutter, Ryan	S	35	Colorado	1/0	1998
Sutton, Tyrell	RB	22	Northwestern	16/1	2009-2010
Swann, Eric	DT	98	none	16/3	2000
Swift, Michael	CB	26	Austin Peay State	15/0	1998-1999
T					
Tatum, Kinnon	LB	50	Notre Dame	31/0	1997-1998
Taves, Josh	DE	91	Northeastern	5/0	2002
Taylor (fka. Glanton),Adarius	LB	57	Florida Atlantic	23/4	2014;2020
Taylor, Hilee	DE	66, 97	North Carolina	16/0	2008-2010
Taylor Jr. Keith	CB	28	Washington	34/5	2021-2022
Taylor, Travis	WR	19	Florida	0/0	2007
Teal, Quinton	S	28, 26	Coastal Carolina	44/4	2007-2009
Tecklenburg, Sam	C	71, 68	Baylor	17/1	2020-2021
Teeter, Mike	DT	91	Michigan	0/0	1995
Terrell, Pat	S	40	Notre Dame	48/34	1995-1997
Terry, Chris	T	70	Georgia	57/57	1999-2002
Terry, Rick	DT/DE	71	North Carolina	15/3	1998-1999
Testaverde, Vinny	QB	16	Miami (FL)	7/6	2007
Theus, John	T	74	Georgia	0/0	2017
Thielen, Adam	WR	19	Minnesota State	27/27	2023-2024
Thomas, Blair	RB	31	Penn State	7/0	1995
Thomas, Devin	WR	80	Michigan State	1/0	2010
Thomas, Hollis	DT	75	Northern Illinois	13/13	2009
Thomas, Ian	TE	80	Indiana	99/54	2018-2024
Thomas, Josh	CB	22	Buffalo	38/10	2011-2013
Thomas, Mark	DE	95	North Carolina State	22/0	1995-1996
Thomas-Oliver, Stantley	CB	23	Florida International	25/0	2020-2022
Thompkins, Deven	WR	13	Utah State	7/0	2024
Thompson, Colin	TE	86	Temple	26/6	2020-2021
Thompson, Shaq	LB	54, 7, 54	Washington	123/112	2015-2024
Thurman, Nick	DE	91	Houston	26/4	2023-2024
Throckmorton, Calvin	OL	76	Oregon	9/7	2023
Tillman, Charles	CB	31	Louisiana-Lafayette	12/12	2015
Tillman, Lawyer	TE	85	Auburn	5/0	1995
Tillman, Travares	S	42	Georgia Tech	13/1	2003-2004
Tolbert, Mike	FB	35	Coastal Carolina	72/29	2012-2016
Tolhurst, Ryan	WR	3	Richmond	0/0	2002
Toth, Brett	OL	64	Army	3/1	2023
Tovar, Steve	LB	55	Ohio State	16/6	1999
Towns, Lester	LB	57	Washington	55/30	2000-2003
Tremble, Tommy	TE	82	Notre Dame	61/34	2021-2024
Trudeau, Jack	QB	10	Illinois	1/0	1995
Tuaolo, Esera	DT	98	Oregon State	12/0	1999
Tucker, Syii	TE	89	Miami	0/0	1996

ALL-TIME ALPHABETICAL ROSTER

Tufts, Sean	LB	57	Colorado	15/0	2004-2005
Tuioti-Mariner, Jacob	LB	48	UCLA	0/0	2021
Turnbull, Renaldo	LB	97	West Virginia	16/2	1997
Turner, Nate	FB	32	Nebraska	2/0	1995
Turner, Jim	WR	15, 80	Syracuse	0/0	1998-2001
Turner, Trai	G	70	Louisiana State	84/80	2014-2019
Tuten, Melvin	T	73	Syracuse	32/8	2000-2003
Tuttle, Shy	DT	99	Tennessee	32/32	2023-24
Tyler, Tank	DT	93	North Carolina State	6/0	2009
Tylski, Rich	G	65	Utah State	16/1	2004
U					
Uwaezuoke, Iheanyi	WR	89	California	11/2	2000
V					
Vaeao, Destiny	Dt	75	Washington State	0/0	2019
Van Roten, Greg	G/C	73	Penn	37/27	2017-2019
Vaughan, Josh	RB	32	Richmond	10/0	2010-2011
Veland, Tony	S	36	Nebraska	15/5	1998
Velasco, Fernando	G/C	75, 61	Georgia	23/8	2014-2015
Vilain, Luiji	LB	43	Michigan	1/0	2023
Villa, Danny	LS	72	Arizona State	7/0	1998
Vincent, Keydrick	G	68	Mississippi	30/30	2008-2009
W					
Wahle, Mike	G	68	Navy	45/45	2005-2007
Walker, Darwin	DT	93	Tennessee	10/2	2008
Walker, PJ	QB	6, 11	Temple	15/7	2020-2022
Wallace, Al	DE	96	Maryland	80/10	2002-2006
Wallace, Trevin	LB	56	Kentucky	13/8	2024
Walls, Wesley	TE	85	Mississippi	98/96	1996-2002
Walter, Ken	P	13	Kent State	64/0	1997-2000
Walton, Brandon	T	73	Florida Atlantic	1/0	2024
Washington, TJ	T	62	Virginia Tech	0/0	2001
Weatherly, Stephen	DE	91	Vanderbilt	9/9	2020
Webb, Joe	QB	14	Alabama-Birmingham	37/0	2014-2016
Webb, R.J.	WR	17	Furman	0/0	2013
Webb, Sam	DB	27	Missouri Western State	1/0	2023
Webster, Larry	DE	75	Bloomsburg	1/0	2016
Wegher, Brandon	RB	32	Morningside College	1/0	2015
Weinke, Chris	QB	16	Florida State	27/19	2001-2006
Wells, Dean	LB	95	Kentucky	45/27	1999-2001
Wells, Reggie	T	78	Clarion (PA)	5/0	2011
Wendell, Ryan	C	62	Fresno State	1/0	2016
Wesley, Dante	CB	29, 21, 23	Arkansas-Pine Bluff	91/2	2002-2005; 2007-2009
Wharton, Travelle	T/G	70	South Carolina	115/111	2004-2011; 2013
Wheeler, Leonard	CB	37	Troy State	16/0	1998-1999
White, DeAndrew	WR	16	Alabama	10/0	2019
White, Melvin	CB	23	Louisiana-Lafayette	30/17	2013-2014
White, Reggie	DE	92	Tennessee	16/16	2000
Whitehead, Tahir	LB	52	Temple	14/9	2020
Whitley, Curtis	C	64	Clemson	27/24	1995-1996
Whitley, James	S	35	Michigan	0/0	2004
Whittaker, Fozzy	RB	43	Texas	53/2	2014-2018
Wiggins, Brian	WR	16, 84	Texas Southern	0/0	1995
Wiggins, Jermaine	TE	84	Georgia	27/12	2002-2003
Wilds, Garnell	CB	38	Virginia Tech	3/0	2005
Wiley, Chuck	DE	99	Louisiana State	16/16	1998-1999
Williams, Brandon	TE	86	Oregon	25/0	2013-2015
Williams, Daryl	T	60	Oklahoma	56/41	2015-2019
Williams, DeAngelo	RB	34	Memphis	117/82	2006-2014
Williams, DeShawn	DT	75	Clemson	28/11	2023-2024
Williams, Garry	T/G	65	Kentucky	41/21	2009-2014

ALL-TIME ALPHABETICAL ROSTER

Williams, Gerald	DE	98	Auburn	37/35	1995-1997
Williams, Jamar	LB	53	Arizona State	3/0	2010
Williams, Jason	LB	54	Western Illinois	45/4	2010-2011; 2012; 2013-2014
Williams, Jay	DE	96	Wake Forest	32/27	2000-2001
Williams, Louis	G	66	Louisiana State	2/0	2001-2002
Williams, Preston	WR	85	Colorado State	1/0	2022
Williams, Shaun	S	36	UCLA	12/12	2006
Williams, Teddy	CB	21	Texas-San Antonio	19/0	2015-2017
Williams, Thomas	LB	94, 56	Southern California	7/2	2010-2011
Williams, Zack	C/G	64	Washington State	1/0	2011-2012
Willig, Matt	T	71	Southern California	29/9	2003-2004
Wilson, C.J.	S/CB	27	Baylor	23/0	2007-2010
Wilson, Damien	LB	57	Minnesota	17/5	2022
Wilson, Gillis	DE	60, 92	Southern	5/0	2000-2001
Wilson, Jamie	T	73	Marshall	0/0	1997
Wilson, Kion	LB	91	South Florida	5/0	2011
Wilson, Ramik	LB	52	Georgia	0/0	2019
Windmon, Jacoby	LB	41	Michigan State	8/2	2024
Winslow, Ryan	P	10	Pittsburgh	2/0	2021
Witherspoon, Will	LB	54	Georgia	62/55	2002-2005
Witzmann, Bryan	T	76	South Dakota State	2/0	2019
Wonnum, D.J.	OLB	98	South Carolina	8/8	2024
Woodall, Lee	LB	54	West Chester	16/16	2000
Woods, Xavier	S	25	Louisiana Tech	46/46	2022-24
Wooten, Chandler	LB	50	Auburn	22/2	2022-24
Workman, Vince	RB	34	Ohio State	9/0	1995
Worley, Daryl	CB	26	West Virginia	31/25	2016-2017
Wright, Jarius	WR	13	Arkansas	32/15	2018-2019
Wright, Wallace	WR	15	North Carolina	0/0	2010
Y					
Yankey, David	G	61	Stanford	6/0	2016-2017
Yeboah-Kodie, Phil	LB	59	Penn State	0/0	1995
Yeast, Russ	S	28	Kansas State	2/0	2024
Young, Bryce	QB	9	Alabama	30/28	2023-24
Young, Lou	CB	22, 25	Georgia Tech	6/0	2015-2016
Young, Walter	WR	83	Illinois	7/0	2003
Z					
Zavala, Chandler	G	62	NC State	27/9	2023-24
Zgonina, Jeff	NT	90	Purdue	2/0	1995
Ziemba, Lee	T	75	Auburn	6/0	2011-2012
Zordich, Michael	FB	39	Penn State	0/0	2013
Zylstra, Brandon	WR	11, 16	Concordia	37/5	2019-2021

Note: For inclusion, a player must be on the active 53-man roster for a minimum of one game or on injured reserve for a minimum of six games

ALL-TIME NUMERICAL ROSTER

NUMBER	NAME	POSITION	SCHOOL	GP/GS	YEARS
0	Burns, Brian	OLB	Florida State	80/67	2019-2023
	Sanders, Ja'Tavion	TE	Texas	16/8	2024
1	Newton, Cam J.	QB	Auburn	133/129	2011-2019; 2021
2	Ross, Fred	WR	Mississippi State	0/0	2017
	Craig, Dameyune	QB	Auburn	6/0	1998-2001
	Clausen, Jimmy	QB	Notre Dame	13/10	2010-2013
	Jackson, Mike	CB	Miami	17/17	2024
	Moore, DJ	WR	Maryland	80/73	2018-2022
	Anderson, Derek	QB	Oregon State	25/4	2011-2017
	Anderson, Chosen	WR	Temple	39/37	2020-2022
	Blackshear, Raheem	RB	Virginia Tech	41/2	2022-2024
	Charlton, Joseph	P	South Carolina	21/0	2020-2021
	Cunningham, Richie	K	SW Louisiana	7/0	1999-2000
	Hajrullahu, Lirim	K	Western Ontario (Can.)	4/0	2021
	LeFors, Stefan	QB	Louisville	0/0	2005
	Moore, Matt	QB	Oregon State	22/13	2007-2010
	Stark, Rohn	P	Florida State	16/0	1996
	Tolhurst, Ryan	WR	Richmond	0/0	2002
	Grier, Will	QB	West Virginia	2/2	2019
	Gilbert, Garrett	QB	SMU	1/0	2017-2018
	Carter Jr., Jermaine	LB	Maryland	65/30	2018-2021
	Catanzaro, Chandler	K	Clemson	4/0	2018
	Kasay, John	K	Georgia	221/0	1995-2010
	Piñeiro, Eddy	K	Florida	17/0	2022
	Slye, Joey	K	Virginia Tech	32/0	2019-2020
	Gilbert, Garrett	QB	SMU	1/0	2017-2018
	Blanchard, Matt	QB	Wisconsin-Whitewater	0/0	2014
	Bridgewater, Teddy	QB	Louisville	15/15	2020
	Carter, Todd	K	Grand Valley State	1/0	2010
	Chandler, Jeff	K	Florida	2/0	2004
	Gonzalez, Zane	K	Arizona State	13/0	2021-2022
	Harbaugh, Jim	QB	Michigan	0/0	2001
	Hilbert, Jon	PK	Louisville	1/0	2002
	Hill, Efreem	WR	Samford	0/0	2005
	Johnson, Diontae	WR	Toledo	7/7	2024
	Kunalic, Adi	K	Nebraska	0/0	2011
	Palardy, Michael	P	Tennessee	55/0	2016-2019
	Shenault Jr., Laviska	WR	Colorado	21/4	2022-2023
	Lloyd, Rhys	K	Minnesota	48/0	2007-2009; 2010
6	Barnhardt, Tommy	P	North Carolina	16/0	1995
	Heinicke, Taylor	QB	Old Dominion	7/1	2018
	Mayfield, Baker	QB	Oklahoma	7/6	2022
	Medlock, Justin	K	UCLA	10/0	2012
	Nedney, Joe	PK	San Jose State	12/0	2000
	Norman, Josh	CB	Coastal Carolina	55/39	2012-2015; 2022
	Sanders, Miles	RB	Penn State	27/7	2024
	St. Pierre, Brian	QB	Boston College	1/1	2010
	Walker, PJ	QB	Temple	9/2	2020-2021
	Allen, Kyle	QB	Houston	15/13	2018-2019
	Baker, Jason	P	Iowa	112/0	2005-2011
	Beuerlein, Steve	QB	Notre Dame	59/51	1996-2000
	Butker, Harrison	K	Georgia Tech	0/0	2017
	Hasselbeck, Tim	QB	Boston College	0/0	2002
	Clausen, Jimmy	QB	Notre Dame	13/10	2010-2013
	Clowney, Jadeveon	OLB	South Carolina	14/14	2024
	Grier, Will	QB	West Virginia	2/2	2019-2020
	Thompson, Shaq	LB	Washington	119/108	2015-2023
8	Carr, David	QB	Fresno State	6/4	2007
	Horn, Jaycee	CB	South Carolina	37/37	2022-2024
	Kaaya, Brad	QB	Miami (FL)	0/0	2017
	Lee, Andy	P	Pittsburgh	9/0	2016
	Lewis, Jeff	QB	Northern Arizona	7/0	1999-2000
	Nortman, Brad	P	Wisconsin	64/0	2012-2015
	Lloyd, Rhys	K	Minnesota	48/0	2007-2009; 2010
	Corral, Matt	QB	Mississippi	0/0	2022
9	Gano, Graham	K	Florida State	98/0	2012-2019
	Gilmore, Stephon	CB	South Carolina	8/3	2021
	Horn, Jaycee	CB	South Carolina	3/3	2021
	Kubiak, Jim	QB	Navy	0/0	1996
	Lytle, Matt	QB	Pittsburgh	3/1	2000-2001

ALL-TIME NUMERICAL ROSTER

	Matthews, Shane	QB	Florida	0/0	1997-1998
	Null, Keith	QB	West Texas A&M	0/0	2010
	Olson, Drew	QB	UCLA	0/0	2007
	Peete, Rodney	QB	Southern California	16/15	2002-2004
	Santos, Ryan	K	Minnesota	1/0	2021
	Young, Bryce	QB	Alabama	30/28	2023-2024
10	Edwards, Lachlan	P	Sam Houston State	10/0	2021
	Hekker, Johnny	P	Oregon State	51/0	2022-2024
	Hood, Kerry	WR	South Carolina	0/0	2000
	Mare, Olindo	K	Syracuse	16/0	2011
	Presley, De'Andre	WR	Appalachian State	4/0	2014
	Robinson, Ryne	WR	Miami (OH)	16/0	2007-2008
	Samuel, Curtis	WR	Ohio State	53/32	2017-2020
	Sauerbrun, Todd	P	West Virginia	64/0	2001-2004
	Trudeau, Jack	QB	Illinois	1/0	1995
	Winslow, Ryan	P	Pittsburgh	2/0	2021
	Edwards, Armani	WR	Appalachian State	39/0	2010-2013
	Brown, Corey	WR	Ohio State	43/22	2014-2016
11	Anderson, Chosen	WR	Temple	33/32	2020-2021
	Barker, Jay	QB	Alabama	0/0	1996
	Bersin, Brenton	WR	Wofford College	42/4	2014-2017
	Biddle, Taye	WR	Mississippi	2/0	2006
	Carter, Jason	WR	Texas A&M	0/0	2007-2008
	Feely, A.J.	QB	Oregon	0/0	2009
	Graham, Shayne	K	Virginia Tech	11/0	2002
	LaFell, Brandon	WR	Louisiana State	60/36	2010-2013
	Ross, Micah	WR	Jacksonville	10/0	2004
	Smith, Torrey	WR	Maryland	11/6	2018
	Smith-Marsette, Ihmir	WR	Iowa	17/0	2023
	Walker, PJ	QB	Temple	15/7	2020-2022
	Zylstra, Brandon	WR	Concordia	8/0	2019
12	Bono, Steve	QB	UCLA	2/0	1999
	Clay, Kaelin	WR	Utah	9/2	2017
	Collins, Kerry	QB	Penn State	45/42	1995-1998
	Fasani, Randy	QB	Stanford	4/1	2002
	Gettis, David	WR	Baylor	17/13	2010-2012
	Johnson, Charles	WR	Grand Valley State	0/0	2017
	King, Tavarres	WR	Georgia	0/0	2013
	McCown, Josh	QB	Sam Houston State	3/0	2008-2009
	Moore, DJ	WR	Maryland	63/56	2018-2021
	Rutherford, Rod	QB	Pittsburgh	0/0	2004
	Smith, Shi	WR	South Carolina	23/6	2021-2022
13	Benjamin, Kelvin	WR	Florida State	40/36	2014-2017
	Erickson, Alex	WR	Wisconsin	17/0	2021
	Hill, Troy	CB	Oregon	22/5	2023-2024
	Walter, Ken	P	Kent State	64/0	1997-2000
	Wright, Jarius	WR	Arkansas	32/15	2018-2019
	Thompkins, Deven	WR	Utah State	7/0	2024
14	Basanez, Brett	QB	Northwestern	1/0	2006-2007
	Cantwell, Hunter	QB	Louisville	0/0	2009
	Cooper, Pharoah	WR	South Carolina	16/1	2020
	Dalton, Andy	QB	TCU	9/6	2024
	Darnold, Sam	QB	Southern California	18/17	2021-2022
	Dortch, Greg	WR	Wake Forest	2/0	2019
	Frazier, Mose	WR	Memphis	2/0	2017-2018
	McCloud, Ray-Ray	WR	Clemson	6/0	2019
	Reich, Frank	QB	Maryland	3/3	1995
	Webb, Joe	QB	Alabama-Birmingham	37/0	2014-2016
	Edwards, Armani	WR	Appalachian State	39/0	2010-2013
	Hankton, Karl	WR	Trinity College (IL)	104/1	2000-2006
15	Adams, Joe	WR	Arkansas	9/0	2012
	Henderson, CJ	CB	Florida	11/5	2021
	Hogan, Chris	WR	Monmouth	7/1	2019
	McNutt, Marvin	WR	Iowa	1/0	2013
	Mingo, Jonathan	WR	Mississippi	24/19	2023-2024
	Roberts, Seth	WR	West Alabama	7/1	2020
	Saunders, C.J.	WR	Ohio State	2/0	2021
	Shenault, Laviska	WR	Colorado	13/4	2022
	Stevens, Tommy	QB	Mississippi State	1/0	2020
	Wright, Wallace	WR	North Carolina	0/0	2010
	Turner, Jim	WR	Syracuse	0/0	1998-2001
16	Davis, Josh	WR	Marshall	0/0	2007

ALL-TIME NUMERICAL ROSTER

	Eason, Jacob	QB	Washington	1/0	2022
	Pike, Tony	QB	Cincinnati	1/0	2010
	Testaverde, Vinny	QB	Miami (FL)	7/6	2007
	Weinke, Chris	QB	Florida State	27/19	2001-2006
	White, DeAndrew	WR	Alabama	10/0	2019
	Brown, Corey	WR	Ohio State	43/22	2014-2016
	Craig, Dameyune	QB	Auburn	6/0	1998-2001
	Wiggins, Brian	WR	Texas Southern	0/0	1995
	Zylstra, Brandon	WR	Concordia	37/5	2020-2021
17	Barkley, Matt	QB	Southern California	0/0	2021
	Chark Jr., DJ	WR	LSU	15/11	2023
	Delhomme, Jake	QB	Louisiana-Lafayette	91/90	2003-2009
	Funchess, Devin	WR	Michigan	47/28	2015-2018
	Higgins, Rashard	WR	Colorado State	3/0	2022
	Jacquet, Nate	WR	San Diego State	0/0	2002
	Legette, Xavier	WR	South Carolina	16/13	2024
	Naanee, Legeedu	WR	Boise State	15/10	2011
	Webb, R.J.	WR	Furman	0/0	2013
18	Byrd, Damiere	WR	South Carolina	17/3	2016-2018
	Carter, Drew	WR	Ohio State	33/9	2004-2007
	Coker, Jalen	WR	Holy Cross	11/4	2024
	Hackett, D.J.	WR	Colorado	9/2	2008
	Kirkwood, Keith	WR	Temple	4/0	2020-2021
	Roberts, Andre	WR	The Citadel	3/0	2022
19	Ajirotutu, Seyi	WR	Fresno State	14/0	2011
	Ginn, Jr., Ted	WR	Ohio State	47/23	2013; 2015-2016
	Johnson, Keyshawn	WR	Southern California	16/16	2006
	Moncrief, Donte	WR	Mississippi	3/0	2019
	Parker, Aaron	WR	Rhode Island	1/0	2021
	Shepard, Russell	WR	Louisiana State	15/3	2017
	Taylor, Travis	WR	Florida	0/0	2007
	Thielen, Adam	WR	Minnesota State	27/27	2023-2024
20	Burks, Dialleo	WR	Eastern Kentucky	1/0	1999-2000
	Abdullah, Ameer	RB	Nebraska	11/1	2021
	Anderson, C.J.	RB	California	9/1	2018
	Blackshear, Raheem	RB	Virginia Tech	13/1	2022
	Cason, Antoine	CB	Arizona	12/11	2014
	Coleman, Kurt	S	Ohio State	42/42	2015-2017
	Fuller, Jordan	S	Ohio State	9/9	2024
	Gamble, Chris	CB	Ohio State	123/117	2004-2012
	Griffin, Shaquill	CB	Central Florida	4/2	2023
	Long Jr., David	CB	Michigan	3/1	2023
	Means, Natrone	RB	North Carolina	1/0	2000
	Moore, D.J.	CB	Vanderbilt	2/0	2013
	Moore, Derrick	RB	Northeastern State	13/10	1995
	Oliver, Winslow	RB	New Mexico State	38/0	1996-1998
	Phenix, Perry	S	So. Mississippi	2/0	2001
	Scarlett, Jordan	RB	Florida	9/0	2019
	Smith, Rodney	RB	Minnesota	9/1	2020-2021
	Foster, DeShaun	RB	UCLA	63/40	2002-2007
21	Alexander, Gerald	S	Boise State	2/0	2010
	Biakabutuka, Tshimanga	RB	Michigan	50/35	1996-2001
	Chinn, Jeremy	S	Southern Illinois	54/50	2020-2023
	Cousin, Terry	CB	South Carolina	29/29	2002-2003
	DeCoud, Thomas	S	California	15/11	2014
	Hogan, Brandon	CB	West Virginia	3/0	2011-2012
	Mitchell, Mike	S	Ohio	15/14	2013
	Searcy, Da'Norris	S	North Carolina	2/2	2018
	Williams, Teddy	CB	Texas-San Antonio	19/0	2015-2017
	Scott, Nick	S	Penn State	10/4	2024
	Smith, Rod	CB	Notre Dame	46/10	1995-1998
	Lucas, Ken	CB	Mississippi	60/59	2005-2008
22	Wesley, Dante	CB	Arkansas-Pine Bluff	91/2	2002-2005;
	Brown, Dee	RB	Syracuse	14/3	2002
	Griffin, Michael	S	Texas	13/6	2016
	McCaffrey, Christian	RB	Stanford	64/58	2017-2022
	McGill, Lenny	CB	Arizona State	10/0	1998
	McKyer, Tim	CB	Texas-Arlington	16/16	1995
	Robertson, Jamal	RB	Ohio Northern	12/0	2004-2005
	Robinson, Jammie	S	Florida State	21/2	2023-2024
	Smith, Marquette	RB	Central Florida	0/0	1996-1997
	Strait, Derrick	CB	Oklahoma	2/0	2006



ALL-TIME NUMERICAL ROSTER

23	Sutton, Tyrell	RB	Northwestern	16/1	2009-2010
	Thomas, Josh	CB	Buffalo	38/10	2011-2013
	Young, Lou	CB	Georgia Tech	6/0	2015-2016
	Baldwin, Randy	RB	Mississippi	7/2	1995
	Elliott, Javien	CB	Florida State	16/3	2019
	Fuller, Curtis	S	Texas Christian	6/0	2004
	Gunter, LaDarius	CB	Miami (FL)	4/0	2017
	Hawkins, Josh	CB	East Carolina	5/0	2018
	Henderson, C.J.	CB	Florida	12/7	2023
	Jackson, Dane	CB	Pittsburgh	9/3	2024
	Johnson, Anthony	RB	Notre Dame	71/20	1995-1999
	Johnson, Leonard	CB	Iowa State	10/0	2016
	Martin, Sherrod	S	Troy	59/36	2009-2012
	Thomas-Oliver, Stantley	CB	Florida International	23/0	2020-2022
	White, Melvin	CB	Louisiana-Lafayette	30/17	2013-2014
24	Lucas, Ken	CB	Mississippi	60/59	2005-2008
	Wesley, Dante	CB	Arkansas-Pine Bluff	91/2	2002-2005;
	Abraham, Clifton	CB	Florida State	1/0	1997
	Bell, Vonn	S	Ohio State	13/13	2023
	Bouye, A.J.	CB	Central Florida	10/7	2021
	Bradberry, James	CB	Samford	60/60	2016-2019
	Brooks, Jonathon	RB	Texas	3/1	2024
	Brown, Andre	RB	North Carolina State	0/0	2010
	Douglas, Rasul	CB	West Virginia	14/11	2020
	Haller, Alan	CB	Michigan State	2/0	1995
	Haynes, Alex	RB	Central Florida	10/0	2007
	Henderson, C.J.	CB	Florida	27/15	2022
	Manning, Jr., Ricky	CB	UCLA	48/26	2003-2005
	Norman, Josh	CB	Coastal Carolina	53/38	2012-2015
	Bates, Michael	WR/RB	Arizona	76/0	1996-2000; 2002
25	Barner, Kenjon	RB	Oregon	12/0	2013; 2018
	Benwikere, Bené	CB	San Jose State	27/14	2014-2016
	Davis, Eric	CB	Jacksonville State	78/78	1996-2000
	Harris, Joey	RB	Purdue	4/0	2004
	Hudson, Marcus	S	North Carolina State	14/0	2010
	McCadams, Kevin	S	Virginia Tech	16/0	2006
	McDowell, Bubba	S	Miami (FL)	16/3	1995
	Parker, Ron	CB	Newberry College (SC)	3/0	2012
	Pride Jr., Troy	CB	Notre Dame	14/8	2020-2021
	Reid, Eric	S	Louisiana State	29/29	2018-2019
	Young, Lou	CB	Georgia Tech	6/0	2015-2016
	McDaniel, Emmanuel	CB	East Carolina	18/5	1996; 2002
	Salley, Nate	S	Ohio State	24/0	2006-2008
	Stanford, R.J.	CB	Utah	12/0	2010-2011
	Woods, Xavier	S	Louisiana Tech	46/46	2022-2024
26	Brewer, Dewell	RB	Oklahoma	0/0	1995
	Campbell, D.J.	S	California	5/4	2012
	Finnegan, Cortland	CB	Samford	5/0	2015
	Jackson, Donte	CB	Louisiana State	80/76	2018-2023
	Ogbonnaya, Chris	RB	Texas	5/0	2014
	Smith, Lamar	RB	Houston	11/11	2002
	Swift, Michael	CB	Austin Peay State	15/0	1998-1999
	Worley, Daryl	CB	West Virginia	31/25	2016-2017
	Foster, DeShaun	RB	UCLA	63/40	2002-2007
	McDaniel, Emmanuel	CB	East Carolina	18/5	1996; 2002
	Smith-Wade, Chau	CB	Washington State	14/4	2024
	Teal, Quinton	S	Coastal Carolina	44/4	2007-2009
	Bartholomew, Shemar	CB	Georgia Southern	5/0	2024
	Blair, Marquise	S	Utah	3/0	2022
	Butler, Darius	CB	Connecticut	13/6	2011
27	Byrum, Dion	CB	Ohio University	3/0	2006
	Carrie, T.J.	CB	Ohio	7/0	2022
	Cook, Alex	S	Washington	10/4	2023
	Grant, Deon	S	Tennessee	48/48	2001-2003
	Hawkins, Artrell	CB	Cincinnati	14/4	2004
	McCree, Marlon	S	Kentucky	16/15	2005
	Mikell, Quintin	S	Boise State	14/12	2013
	Parker, Billy	S	William and Mary	0/0	2005
	Robinson, Kenny	S	West Virginia	19/1	2020-2021
	Seymour, Kevon	CB	Southern California	16/2	2017-2018
	Wilson, C.J.	S/CB	Baylor	23/0	2007-2010
	Davis, Mike	RB	South Carolina	5/0	2019

ALL-TIME NUMERICAL ROSTER

28	Lofton, Steve	CB	Texas A&M	36/12	1995-96, 1998-99
	Pieri, Damon	S	San Diego State	32/1	1995-1997
	Poole, Tauren	RB	Tennessee	1/0	2012; 2014
	McClain, Robert	CB	Connecticut	30/8	2010; 2015-2016
	Webb, Sam	CB	Missouri Western State	1/0	2023
	Branch, Colin	S	Stanford	48/19	2003-2006
	Fair, Terry	CB	Tennessee	3/0	2002
	Gaulden, Rashaan	S	Tennessee	24/0	2018-2019
	Harper, Deveron	CB	Notre Dame	24/1	2000-2001
	Jones Jr., Velus	RB	Tennessee	2/0	2024
29	Mullen, Roderick	DB	Grambling State	15/0	1999
	Smith, Tony	RB	Southern Miss	0/0	1995
	Stewart, Jonathan	RB	Oregon	131/64	2008-2017
	Davis, Mike	RB	South Carolina	20/12	2019-2020
	Taylor Jr., Keith	CB	Washington	34/5	2021-2022
	Yeast, Russ	S	Kansas State	2/0	2024
	Teal, Quinton	S	Coastal Carolina	44/4	2007-2009
	Adams, Mike	S	Delaware	32/32	2017-2018
	Castro-Fields, Tariq	CB	Penn State	2/0	2024
	Dendy, Patrick	CB	Rice	7/1	2007
30	Elder, Corn	CB	Miami (Fla.)	16/1	2020
	Evans, Akayleb	CB	Missouri	2/1	2024
	Florence, Drayton	CB	Tuskegee	14/5	2013
	Green, Ray	S	South Carolina	16/0	2000
	Hardy, Jermaine	S	Virginia	3/0	2005
	Jamison, D'Shawn	CB	Texas	15/2	2023
	Marlowe, Dean	S	James Madison	5/0	2015-2016
	Melvin, Rashaan	CB	Northern Illinois	10/3	2021
	Newton, Cam L.	S	Furman	0/0	2006
	Pugh, Jordan	S	Texas A&M	27/3	2010-2011
31	Lofton, Steve	CB	Texas A&M	36/12	1995-96, 1998-99
	Wesley, Dante	CB	Arkansas-Pine Bluff	91/2	2002-2005;
	Pieri, Damon	S	San Diego State	32/1	1995-1997
	Dixon, Travell	S	Washington	1/0	2016
	Godfrey, Charles	S/CB	Iowa	82/75	2008-2014
	Griffith, Howard	FB	Illinois	31/21	1995-1996
	Hood, Elijah	RB	North Carolina	0/0	2018
	Hubbard, Chuba	RB	Oklahoma State	64/39	2021-2024
	Jamerson, Natrell	CB	Wisconsin	9/0	2019-2020
	Minter, Mike	S	Nebraska	148/141	1997-2006
32	Booth, Tony	DB	James Madison	0/0	1999-2000
	Byrd, Jairus	S	Oregon	12/0	2017
	Burris, Justin	S	North Carolina State	28/23	2020-2022
	Dockery, James	CB	Oregon State	19/2	2012-2014
	Doss, Lorenzo	CB	Tulane	2/0	2018
	Farley, Caleb	CB	Virginia Tech	9/1	2024
	Hampton, William	CB	Murray State	9/0	2003-2004
	Hubbard, Chuba	RB	Oklahoma State	17/10	2021
	Marshall, Richard	CB	Fresno State	80/46	2006-2010
	Sanchez, Zack	CB	Oklahoma	5/1	2016
33	Thomas, Blair	RB	Penn State	7/0	1995
	Tillman, Charles	CB	Louisiana-Lafayette	12/12	2015
	Smith, Rod	CB	Notre Dame	46/10	1995-1998
	Reed, Michael	CB	Boston College	3/0	1995-1996
	Bootle, Dicaprio	CB	Nebraska	8/2	2023
	Freeman, Royce	RB	Oregon	8/0	2021
	Hayes, Tae	CB	Appalachian State	5/0	2022
	Johnson Jr., Lonnie	S	Kentucky	15/1	2024
	Lane, Fred	RB	Lane College	42/23	1997-1999
	Luke, Cole	CB	Notre Dame	8/0	2017-19
33	Smart, Rod	RB	Western Kentucky	47/0	2002-2005
	Turner, Nate	FB	Nebraska	2/0	1995
	Vaughan, Josh	RB	Richmond	10/0	2010-2011
	Wegher, Brandon	RB	Morningside College	1/0	2015
	Philyaw, Dino	RB	Oregon	10/0	1995-1996
	Shelton, Eric	RB	Louisville	9/0	2005-2006
	Bashir, Idrees	S	Memphis	11/0	2005
	Boston, Tre	S	North Carolina	74/48	2014-2016; 2019-2020
	Brown, Spencer	RB	Alabama-Birmingham	1/0	2021
	By'not'e, Butler	CB	Ohio State	7/0	1995
	Davis, Tae	LB	Chattanooga	8/0	2023
	Evans, Doug	CB	Louisiana Tech	57/55	1998-2001

ALL-TIME NUMERICAL ROSTER

	Foreman, D'Onta	RB	Texas	17/9	2022
	Goodson, Mike	RB	Texas A&M	28/3	2009-2011
	Hoard, Leroy	RB	Michigan	3/0	1996
	Montgomery, Joe	RB	Ohio State	3/0	2002
	Moore, Casey	FB	Stanford	0/0	2003
	Salley, Nate	S	Ohio State	24/0	2006-2008
	Poole, Tauren	RB	Tennessee	1/0	2012; 2014
34	Artis-Payne, Cameron	RB	Auburn	32/3	2015-2018
	Boone, Mike	RB	Cincinnati	6/0	2024
	Chandler, Sean	S	Temple	32/7	2020-2022
	Dulaney, Mike	FB	North Carolina	8/0	1998
	Huntley, Richard	RB	Winston-Salem State	14/9	2001
	Jackson, Eddie	CB	Arkansas	10/0	2004
	Williams, DeAngelo	RB	Memphis	117/82	2006-2014
	Workman, Vince	RB	Ohio State	9/0	1995
	Philyaw, Dino	RB	Oregon	10/0	1995-1996
	Howard, Reggie	CB	Memphis State	47/29	2000-2003; 2006
35	Cooper, Deke	S	Notre Dame	26/15	2002; 2007
	Elder, Corn	CB	Miami (FL)	14/0	2017-2019
	Morton, Christian	CB	Illinois	7/2	2006
	Smith, Rodney	RB	Minnesota	9/1	2020-2021
	Sutter, Ryan	S	Colorado	1/0	1998
	Tolbert, Mike	FB	Coastal Carolina	72/29	2012-2016
	Whitley, James	S	Michigan	0/0	2004
	Stanford, R.J.	CB	Utah	12/0	2010-2011
	Shelton, Eric	RB	Louisville	9/0	2005-2006
36	Ball, Marcus	CB	Memphis	1/0	2016
	Bennett, Brandon	RB	South Carolina	8/0	2004
	Cannon, Trenton	RB	Virginia State	14/0	2020
	Cox, Demetrious	S	Michigan State	4/0	2017
	Franklin, Brad	CB	Louisiana-Lafayette	0/0	2002
	Green, TJ	S	Clemson	1/0	2019
	Harper, Madre	CB	Southern Illinois	3/0	2021
	Hines, Jermale	S	Ohio State	5/0	2011
	Manuel, Marquand	S	Florida	16/2	2007
	Reaves, Darrin	RB	Alabama-Birmingham	6/1	2014
	Richardson, Demani	S	Texas A&M	14/5	2024
	Smith, Armond	RB	Union College (KY)	9/0	2012-2013
	Veland, Tony	S	Nebraska	15/5	1998
	Williams, Shaun	S	UCLA	12/12	2006
	McClain, Robert	CB	Connecticut	30/8	2010; 2015-2016
37	Byndom, Carrington	CB	Texas	3/0	2014
	Considine, Sean	S	Iowa	4/0	2011
	Cota, Chad	S	Oregon	48/18	1995-1997
	Goings, Nick	FB	Pittsburgh	105/13	2001-2008
	Hitchcock, Jimmy	CB	North Carolina	32/9	2000-2001
	Nelson, Jonathan	S	Oklahoma	2/1	2011
	Parker, AJ	DB	Kansas State	1/0	2023
	Southward, Dezmen	S	Wisconsin	1/0	2017
	Wheeler, Leonard	CB	Troy State	16/0	1998-1999
38	Barno, Amare	OLB	Virginia Tech	5/0	2024
	Cadet, Travaris	RB	Appalachian State	1/0	2018
	Farley, Scott	S	Williams (MA)	0/0	2005
	Hartsfield, Myles	CB	Mississippi	41/19	2020-2022
	Jackson, Rashawn	FB	Virginia	2/1	2010
	Lester, Robert	S	Alabama	13/4	2013-2014
	Poole, Tyrone	CB	Fort Valley State	47/44	1995-1997
	Scurlock, Mike	S	Arizona	14/0	1999
	Wilds, Garnell	CB	Virginia Tech	3/0	2005
39	Bonnafeon, Reggie	RB	Louisville	22/0	2019-2021
	Lewis, Keith	S	Oregon	0/0	2009
	Maxie, Brett	S	Texas Southern	29/29	1995-1996
	Richardson, Damien	S	Arizona State	77/10	1998-2004
	Zordich, Michael	FB	Penn State	0/0	2013
40	Armah, Alex	FB	West Georgia	57/4	2017-2020
	Cooper, Jarrod	S	Kansas State	40/0	2001-2004
	Floyd, William	FB	Florida State	42/37	1998-2000
	Harris, Charles	DE	Missouri	9/6	2024
	Jones, Deion	LB	LSU	13/3	2023
	Ness, Nate	CB	Arizona	0/0	2012
	Russell, Anderson	S	Ohio State	3/0	2012
	Smith, Brandon	LB	Penn State	12/1	2022

ALL-TIME NUMERICAL ROSTER

41	Terrell, Pat	S	Notre Dame	48/34	1995-1997
	Apple, Eli	CB	Ohio State	2/0	2020
	Brown, Spencer	RB	UAB	6/0	2022
	Cook, Toi	CB	Stanford	31/2	1996-1997
	Deloatch, Curtis	CB	North Carolina A&T	6/0	2007
42	Farley, Matthias	S	Notre Dame	5/1	2023
	Harper, Roman	S	Alabama	32/32	2014-2015
	Munnerlyn, Captain	CB	South Carolina	107/55	2009-2013,
	Robinson, Eugene	S	Colgate	16/16	2000
	Windom, Jacoby	LB	Michigan State	8/3	2024
	Fiammetta, Tony	FB	Syracuse	24/11	2009-2010
	Franklin Jr., Sam	S	Temple	74/9	2020-2024
	Hicks, Skip	RB	UCLA	0/0	2002
	Jones, Colin	S	Texas Christian	114/14	2012-2019
	Tillman, Travares	S	Georgia Tech	13/1	2003-2004
43	Howard, Reggie	CB	Memphis State	47/29	2000-2003; 2006
	Bolden, Juran	CB	Mississippi Delta	6/0	1998
	Greene, Scott	FB	Michigan State	24/14	1996-1997
	Harris, Chris	S	Louisiana-Monroe	44/44	2007-2009
	Kunaszyk, Jordan	LB	California	9/0	2019
	Nakamura, Haruki	S	Cincinnati	13/13	2012
	Reddick, Haason	OLB	Temple	16/16	2021
	Sheriff, Jamie	LB	Seattle Seahawks	1/0	2024
	Vilain, Luiji	LB	Michigan	1/0	2023
	Whittaker, Fozzy	RB	Texas	53/2	2014-2018
44	Christian, Bob	FB	Northwestern	14/12	1995-1996
	Gray, Derwin	S	Brigham Young	3/0	1998
	Hetherington, Chris	FB	Yale	46/6	1999-2001
	Jansen, JJ	LS	Notre Dame	260/0	2009-2024
	Felton, Jerome	FB	Furman	9/1	2011
45	Gil, Cam	LB	Wagner	10/0	2024
	Haynes Sr., Mar	LB	Mississippi	2/1	2024
	Hoover, Brad	RB/FB	Western Carolina	152/93	2000-2009
	Orr, Chris	LB	Wisconsin	3/0	2020
	Parms, Damian	S	Florida Atlantic	0/0	2018-2019
	Reed, Michael	CB	Boston College	3/0	1995-1996
	Ricci, Giovanni	FB	Western Michigan	31/4	2021-2022
	Alexander, Brent	S	Tennessee State	32/32	1998-1999
	Anderson, Rashard	CB	Jackson State	27/9	2000-2001
	Barber, Kantroy	RB	West Virginia	0/0	1997
46	Lawson, Shaq	LB	Clemson	1/0	2024
	Leota, Eku	LB	Auburn	10/1	2023-2024
	Mosby, Arron	LB	Fresno State	3/0	2022
	Smith, Kelvin	LB	Syracuse	3/0	2009
	Battaglia, Marco	TE	Rutgers	2/0	2003
	Brockel, Richie	TE/FB	Boise State	49/2	2011-2015
	Cockrell, Ross	CB	Duke	14/11	2018-2019
	Johnson, Devon	FB	Marshall	0/0	2016
	Johnston, Clay	LB	Baylor	2/0	2020
	Josey, Jewell	LB	Lowa	12/12	2024
47	Martin, Kamal	LB	Minnesota	6/1	2021
	Senters, Mike	CB	Northwestern	0/0	1995
	Davis, Thomas	S/LB	Georgia	164/146	2005-2018
	King, Jeff	TE	Virginia Tech	76/62	2006-2010
	Aiken, Danny	LS	Virginia	0/0	2015
	Davis, Stephen	RB	Auburn	29/27	2003-2005
	Incoom, Thomas	OLB	Central Michigan	8/0	2024
	Jackson, Steven	RB	Clemson	0/0	2006
	Tuiti-Mariner, Jacob	LB	UCLA	0/0	2021
	Broughton, Luther	TE	Furman	31/4	1997-1998; 2001
48	Cramer, Casey	FB	Dartmouth	7/1	2004-2005
	Draper, Shawn	TE	Alabama	0/0	2002
	Gavadza, Jason	TE	Kent State	0/0	2000
	Luvu, Frankie	LB	Washington State	48/35	2021-2023
	Rhattigan, Jon	LB	Army	16/0	2024
	Anderson, James	LB	Virginia Tech	94/53	2006-2012
	Ciurciu, Vinny	LB	Boston College	49/5	2003-2006
	Bickett, Duane	LB	Southern California	16/0	1996
	Fontaine, Jamal	LB	Washington	0/0	1995
	Houston, Justin	OLB	Georgia	7/7	2023
49	Hunt, Robert	G	Louisiana-Lafayette	16/16	2024
	Jackson, Brad	LB	Cincinnati	11/0	2002

ALL-TIME NUMERICAL ROSTER

	Miller, Christian	DE	Alabama	7/0	2019
	Slade, Chris	DE	Virginia	15/0	2001
	Stanford, Julian	LB	Wagner	33/0	2020-2021
	Tatum, Kinnon	LB	Notre Dame	31/0	1997-1998
	Wooten, Chandler	LB	Auburn	17/0	2022-2023
51	Mills, Sam	LB	Montclair State	48/48	1995-1997
52	Allen, Brian	LB	Florida State	44/9	2002-2004
	Beason, Jon	LB	Miami	72/71	2007-2013
	Brady, Jeff	LB	Kentucky	16/16	1999
	Draft, Chris	LB	Stanford	32/19	2005-2006
	Elliott, Matt	G	Michigan	47/32	1995-1997
	Iyiegbuniwe, Joel	LB	Western Kentucky	7/0	2022
	Johnson, DJ	OLB	Oregon	27/5	2023-2024
	Minor, Kory	LB	Notre Dame	30/2	1999-2002
	Norris, Jared	LB	Utah	28/0	2016-2018
	Reddick, Kevin	LB	North Carolina	3/0	2014
	Smith, D.J.	LB	Appalachian State	1/0	2014
	Whitehead, Tahir	LB	Temple	14/9	2020
	Wilson, Ramik	LB	Georgia	0/0	2019
53	Burns, Brian	DE	Florida State	64/51	2019-2022
	Butcher, Paul	LB	Wayne State	16/0	1995
	Cherelus, Claudin	LB	Alcorn State	19/2	2023-2024
	Diggs, Na'il	LB	Ohio State	61/46	2006-2009
	Favors, Greg	LB	Mississippi State	16/12	2003
	Jacobs, Ben	LB	Fresno State	68/0	2013-2015;
	Jensen, Jerry	LB	Washington	10/0	1998-1999
	Navies, Hannibal	LB	Colorado	39/15	1999-2002
	Phillips, Jason	LB	Texas Christian	20/2	2011-2012
	Short, Brandon	LB	Penn State	32/17	2004-2005
	Williams, Jamar	LB	Arizona State	3/0	2010
	Baker, Myron	LB	Louisiana Tech	18/0	1996-1997
54	Bailey, Carlton	LB	North Carolina	40/28	1995-1997
	Grugier-Hill, Kamu	LB	Eastern Illinois	17/5	2023
	Hemsley, Nate	LB	Syracuse	9/3	2001
	Ivy, Mortty	LB	West Virginia	0/0	2009
	Jones, Dontá	LB	Nebraska	16/0	1999
	Kamara, Azur	LB	Kansas	0/0	2021
	Nixon, Daviyon	DT	Iowa	14/0	2022
	Quarterman, Shaq	LB	Miami	1/0	2024
	Reid, Spencer	LB	Brigham Young	16/0	1998
	Thompson, Shaq	LB	Washington	104/93	2015-2015; 2024
	Williams, Jason	LB	Western Illinois	45/4	2010-2011; 2012;
	Witherspoon, Will	LB	Georgia	62/55	2002-2005
	Woodall, Lee	LB	West Chester	16/16	2000
	Ciurciu, Vinny	LB	Boston College	49/5	2003-2006
	Johnson, Landon	LB	Purdue	25/3	2008-2009
55	Dyson, Kenny	OLB	Bryant	2/0	2024
	Faryniarz, Brett	LB	San Diego State	15/1	1995
	Gaskins, Percell	LB	Kansas State	12/0	1997
	Hogue, Doug	LB	Syracuse	9/0	2012
	Irvin, Bruce	DE	West Virginia	13/12	2019
	Littleton, Cory	LB	Washington	15/7	2022
	Mayo, David	LB	Texas State	59/4	2015-2018
	Miller, Horace	LB	Texas-El Paso	0/0	2014
	Morgan, Dan	LB	Miami	59/59	2001-2007
	Tovar, Steve	LB	Ohio State	16/6	1999
	Connor, Dan	LB	Penn State	47/19	2008-2011; 2013
	Curry, Donte	LB	Morris Brown	20/0	2007-2008
56	Barrow, Micheal	LB	Miami (FL)	48/48	1997-1999
	Bozeman, Bradley	C	Alabama	34/28	2022-2023
	Carter Jr., Jermaine	LB	Maryland	65/30	2018-2021
	Conner, Darion	LB	Jackson State	16/16	1995
	Culbertson, Quinton	LB	Mississippi State	5/0	2009
	Hodge, Abdul	LB	Iowa	5/0	2010
	Klein, A.J.	LB	Iowa State	60/23	2013-2016
	Kyle, Jason	LS	Arizona State	128/0	2001-2008
	Onatolu, Kenny	LB	Nebraska-Omaha	4/0	2012
	Paysinger, Spencer	LB	Oregon	3/0	2017
	Baker, Myron	LB	Louisiana Tech	18/0	1996-1997
	Smith, Kelvin	LB	Syracuse	3/0	2009
	Williams, Thomas	LB	Southern California	7/2	2010-2011
	Wallace, Trevin	LB	Kentucky	13/8	2024

ALL-TIME NUMERICAL ROSTER

57	Cash, Jeremy	LB	Duke	9/0	2016-2017
	Connor, Dan	LB	Penn State	47/19	2008-2011; 2013
	Davis, Rod	LB	Southern Mississippi	1/0	2006
	Gachkar, Andrew	LB	Missouri	6/0	2017
	Jamison, Brandon	LB	West Georgia	19/0	2006-2007
	Johnston, Clay	LB	Baylor	8/0	2020-2021
	Lathon, Lamar	LB	Houston	48/48	1995-1998
	Senn, Jordan	LB	Portland State	66/7	2009-2013
	Smith, Andre	LB	North Carolina	19/0	2018-2019
	Taylor (formerly Glanton), Adarius	LB	Florida Atlantic	23/4	2014-2020
	Towns, Lester	LB	Washington	55/30	2000-2003
	Tufts, Sean	LB	Colorado	15/0	2004-2005
	Wilson, Damien	LB	Minnesota	17/5	2022
	Wooten, Chandler	LB	Auburn	5/2	2024
58	Childress, O.J.	LB	Clemson	0/0	2000
	Fields, Mark	LB	Washington State	29/25	2002-2004
	Holmberg, Rob	LB	Penn State	1/0	2001
	Humphrey, Deon	LB	Florida State	3/0	2000
	Royal, Andre	LB	Alabama	44/13	1995-1997
	Davis, Thomas	S/LB	Georgia	164/146	2005-2018
	Armstead, Jesse	LB	Miami (FL)	0/0	2004
59	Caldwell, Mike	LB	Middle Tennessee State	9/0	2003
	Gaither, Omar	LB	Tennessee	10/4	2011
	Hambrick, Darren	LB	South Carolina	9/8	2001
	Harris, Nic	LB	Oklahoma	15/4	2010
	Hawkes, Michael	LB	Virginia Tech	3/0	2000-2001
	Hill, Travis	LB	Nebraska	3/0	1995
	Jones, Ernest	LB	Oregon	20/0	1998-1999
	Kuechly, Luke	LB	Boston College	118/118	2012-2019
	Seward, Adam	LB	UNLV	40/2	2005-2008
	Simmons, Terrance	DT	Alabama State	2/0	2002
	Yeboah-Kodie, Phil	LB	Penn State	0/0	1995
	Minor, Kory	LB	Notre Dame	30/2	1999-2002
	Johnson, Landon	LB	Purdue	25/3	2008-2009
60	Browning, Bryant	G	Ohio State	1/0	2011
	Elflein, Pat	G/C	Ohio State	15/15	2021-2022
	Greeley, Bucky	C	Penn State	6/0	1996-1998
	Matthews, Kevin	C	Texas A&M	0/0	2014
	Mitchell, Jeff	C	Florida	78/78	2001-2005
	Peterson, Andrew	G	Washington	4/2	1995
	Raym, Andrew	C	Oklahoma	1/0	2024
	Shiver, Clay	G	Florida State	0/0	1999
	Williams, Daryl	T	Oklahoma	56/41	2015-2019
	Wilson, Gillis	DE	Southern	5/0	2000-2001
	Irvin, Corvey	DT	Georgia	2/0	2009-2010
61	Gaydosh, Linden	DT	Calgary	0/0	2013
	Kadela, Dave	T	Virginia Tech	1/0	2004-2006
	Kingston, Jarrett	G	Southern California	7/0	2024
	Landri, Derek	DT	Notre Dame	16/16	2009-2010
	Lee, Ricky	T	North Carolina A&T	6/0	2023
	Paradis, Matt	C	Boise State	41/41	2019-2021
	Pressley, DeMario	DT	North Carolina State	1/0	2011
	Redmon, Anthony	G	Auburn	25/19	1998-1999
	Yankey, David	G	Stanford	6/0	2016-2017
	Silatolu, Amini	G/T	Midwestern State	54/37	2012-15; 2017-18
	Love, Kyle	DT	Mississippi State	72/7	2014-15; 2016-19
62	Velasco, Fernando	G/C	Georgia	23/8	2014-2015
	Byers, Jeff	C/G	Southern California	22/7	2011-2013
	Hearn, Taylor	T	Clemson	4/0	2018
	Pinkney, Cleveland	DT	South Carolina	2/0	2004
	Stuber, Tim	G	Colorado State	0/0	2002
	Washington, TJ	T	Virginia Tech	0/0	2001
	Wendell, Ryan	C	Fresno State	1/0	2016
	Dennis, Mark	T	Illinois	28/17	1995-1996
	Zavala, Chandler	G	NC State	27/9	2023-2024
63	Corbett, Austin	G	Nevada	26/26	2022-2024
	Duckett, Damane	DT	East Carolina	2/0	2004
	Foucault, David	T	Montreal	5/1	2014-2015
	Hangartner, Geoff	C/G	Texas A&M	90/57	2005-2008;
	Kaskey, Matt	T	Dartmouth	1/0	2019-2020
	Mahon, Brendan	G	Penn Satate	4/0	2018
	Morris, Chris	C	Michigan State	4/0	2010

ALL-TIME NUMERICAL ROSTER

64	Nesbit, Jamar	C/G	South Carolina	53/45	1999-2002
	Rodenhauser, Mark	C	Illinois State	48/0	1995-1997
	Chester, Larry	DT	Temple	11/5	2001
	Dexter, James	G	South Carolina	9/2	2000
	Ferrario, Bill	G	Wisconsin	0/0	2004
	Folkerts, Brian	C	Washburn	26/0	2013-2014
	Lacina, Corbin	G	Augustana	10/10	1998
	Lundblade, Brad	C	Oklahoma State	1/0	2019
	Mays, Cade	G/C	Tennessee	38/15	2022-2024
	Peters, Scott	G	Arizona State	0/0	2006
65	Petitti, Rob	T	Pittsburgh	5/0	2009, 2010
	Reed, Chris	OL	Minn. St.-Mankato	17/14	2019-2020
	Rigsbee, Jordan	T	California	0/0	2016
	Toth, Brett	G	Army	3/1	2023
	Whitley, Curtis	C	Clemson	27/24	1995-1996
	Williams, Zack	C/G	Washington State	1/0	2011-2012
	Alecxi, Chas	DT	Pittsburgh	0/0	2016
	Daley, Dennis	G	South Carolina	34/21	2019-2021
	DiRenzo, JD	G	Rutgers	3/0	2023
	Donnalley, Kevin	G	North Carolina	38/38	2001-2003
66	Garcia, Frank	G/C	Washington	91/84	1995-2000
	Tylski, Rich	G	Utah State	16/1	2004
	Williams, Garry	T/G	Kentucky	41/21	2009-2014
	Silatolu, Amini	G/T	Midwestern State	54/37	2012-15, 2017-18
	Kalil, Ryan	C	Southern California	148/145	2007-2017
	Bernadeau, Mackenzy	G	Bentley	47/20	2008-2011
	Gordon, Dillon	OL	LSU	0/0	2019
	Gradkowski, Gino	C	Delaware	10/3	2016
	Horton, Mike	G	Auburn	3/0	2021
	Jensen, Nash	G	North Dakota State	11/5	2023
67	Montgomery, Will	G	Virginia Tech	6/4	2006
	Williams, Louis	G	Louisiana State	2/0	2001-2002
	Silatolu, Amini	G/T	Midwestern State	54/37	2012-15, 2017-18
	Taylor, Hilee	DE	North Carolina	16/0	2008-2010
	Campbell, Mathew	TE/T/G	South Carolina	69/58	1995-2000
	Carstens, Jordan	DT	Iowa State	29/16	2004-2006
	Hayes, Brandon	T/G	Central State	7/0	1996
	McCray, Justin	G	Central Florida	4/2	2023
	Miller, John	G	Louisville	24/24	2020-2021
	Stoltenberg, Bryan	C/G	Colorado	38/18	1998-2000
68	Kalil, Ryan	C	Southern California	148/145	2007-2017
	Lewis, Damien	G	Louisiana State	16/16	2024
	Marrow, Mitch	DL	Pennsylvania	0/0	1998
	Mays, Cade	G	Tennessee	27/7	2023
	Neblett, Andre	DT	Temple	30/7	2010-2012
	Norwell, Andrew	G	Ohio State	55/54	2014-2017
	Scott, Trent	T	Grambling State	28/9	2020-2021
	Tecklenburg, Sam	C	Baylor	17/1	2020-2022
	Vincent, Keydrick	G	Mississippi	30/30	2008-2009
	Wahle, Mike	G	Navy	45/45	2005-2007
69	Allen, Jared	DE	Idaho State	12/12	2015
	Green, Tyrone	G	Auburn	0/0	2015
	Gross, Jordan	T	Utah	167/167	2003-2013
	Herron, Frank	DE	Louisiana State	1/0	2021
	Jackson, Gabe	G	Mississippi State	5/2	2023
	Larsen, Tyler	C	Utah State	68/18	2016-2020
	Miller, Les	DE	Fort Hays State	45/19	1996-1998
	Christensen, Brady	T	BYU	51/30	2022-2024
	Farkas, Kevin	T	Appalachian State	0/0	1995
	Stewart, Todd	T	California	0/0	1997
70	Terry, Chris	T	Georgia	57/57	1999-2002
	Turner, Trai	G	Louisiana State	84/80	2014-2019
	Wharton, Travelle	T/G	South Carolina	115/111	2004-2011; 2013
	Austin, Thomas	G	Clemson	4/1	2012
	Davis, C.J.	G	Pittsburgh	7/0	2009-2010
	Hoskins, Phil	DT	Kentucky	8/0	2021-2022
	Kragen, Greg	NT	Utah State	48/46	1995-1997
	Kugbila, Edmund	G	Valdosta State	0/0	2013-2014
	Lucas, Al	DT	Troy State	20/0	2000-2001
	Mathis, Evan	G	Alabama	25/15	2005-2007
71	Miley, Arthur	DE	Southern	0/0	2015
	Newhouse, Marshall	T	Texas Christian	11/2	2018

ALL-TIME NUMERICAL ROSTER

72	Shirley, Jason	DT	Fresno State	4/0	2011
	Smith, Fernando	DE	Jackson State	0/0	2002
	Tecklenburg, Sam	C	Baylor	17/1	2020-2021
	Terry, Rick	DT/DE	North Carolina	15/3	1998-1999
	Willig, Matt	T	Southern California	29/9	2003-2004
	France, Dan	T	Michigan State	0/0	2016-2017
	Daniel, Robert	DE	Northwestern State (LA)	0/0	1999-2000
	Hughes, Kevin	T	Southeastern Louisiana	0/0	2014
	Moton, Taylor	T	Western Michigan	129/113	2017-2024
	Nelson, Bruce	C	Iowa	15/1	2003-2004
73	Regis, Micanor	DT	Miami (FL)	0/0	2014
	Robinson, Duke	G	Oklahoma	0/0	2009-2010
	Scifres, Steve	G	Wyoming	1/0	1998
	Villa, Danny	LS	Arizona State	7/0	1998
	Bridges, Jeremy	T/G	Southern Mississippi	43/28	2006-2008; 2012
	Fua, Sione	DT/G	Stanford	27/12	2011-2013
	Campbell, Bruce	T	Maryland	5/0	2012-2013
	Jordan, Michael	G	Ohio State	28/10	2021-2022
	Newton, Nate	G	Florida A&M	7/0	1999
	Oher, Michael	T	Mississippi	19/19	2015-2016
74	Tuten, Melvin	T	Syracuse	32/8	2000-2003
	Van Roten, Greg	G/C	Penn	37/27	2017-2019
	Walton, Brandon	OL	Florida Atlantic	1/0	2024
	Wilson, Jamie	T	Marshall	0/0	1997
	Bernadeau, Mackenzy	G	Bentley	47/20	2008-2011
	Bridges, Jeremy	T/G	Southern Mississippi	43/28	2006-2008; 2012
	Bond, Travis	T	North Carolina	2/0	2013
	Clark, Chris	OL	Southern Mississippi	15/13	2018
	Dingle, Antonio	DT	Virginia	3/0	1999-2000
	Fletcher, Derrick	G	Baylor	5/0	2002
75	Graham, Derrick	T	Appalachian State	11/7	1995
	Janus, Paul	C	Northwestern	5/1	1998
	Ledford, Dwayne	G	East Carolina	0/0	2001
	Little, Greg	T	Mississippi	14/6	2019-2020
	McClover, Stanley	DE	Auburn	13/0	2006-2007
	Pollak, Mike	G	Arizona State	1/0	2012
	Remmers, Mike	T	Oregon State	37/37	2014-2016
	Roberts, Sam	DT	Northwest Missouri State	3/0	2024
	Schwartz, Geoff	T/G	Oregon	32/19	2009-2011
	Sharpe, David	T	Florida	8/0	2023
76	Theus, John	T	Georgia	0/0	2017
	Dennis, Mark	T	Illinois	28/17	1995-1996
	Erving, Cameron	T	Florida State	20/9	2021-2022
	Green, Brandon	OL	Alabama	0/0	2019
	Hartwig, Justin	C	Kansas	17/16	2006-2007
	Hicks, Hayworth	G	Iowa State	0/0	2012
	Jones, Clarence	T	Maryland	27/27	1999-2000
	Kalil, Matt	T	Southern California	16/16	2017-2018
	Schofield, Michael	G	Michigan	11/3	2020
	Scott, Chris	G	Tennessee	43/12	2013-2016
77	Siglar, Ricky	T	San Jose State	1/0	1998
	Skrepenak, Greg	G	Michigan	32/32	1996-1997
	Steussie, Todd	T	California	48/48	2001-2003
	Thomas, Hollis	DT	Northern Illinois	13/13	2009
	Vaeao, Destiny	Dt	Washington State	0/0	2019
	Velasco, Fernando	G/C	Georgia	23/8	2014-2015
	Williams, DeShawn	DT	Clemson	12/1	2024
	Webster, Larry	DE	Bloomsburg	1/0	2016
	Ziemba, Lee	T	Auburn	6/0	2011-2012
	Batiste, D'Anthony	G	Louisiana-Lafayette	0/0	2006
77	Childs, Jason	T	North Dakota	0/0	1995
	Davids-Garrido, Norberto	G	Southern California	59/39	1996-1999
	Grisby, Otis	DE	Kentucky	4/0	2007
	Hardy, Greg	DE	Mississippi	63/40	2010-2014
	Jordan, Leander	G	Indiana (PA)	13/5	2001-2002
	McGhin, Garrett	T	East Carolina	2/0	2019
	Okung, Russell	T	Oklahoma State	7/7	2020
	Omiyale, Frank	T	Tennessee Tech	10/1	2007-2008
	Reyes, Tutan	T/G	Mississippi	30/28	2002-2005
	Witzmann, Bryan	T	South Dakota State	2/0	2019
77	Bell, Byron	T	New Mexico	62/56	2011-2014
	Brown, Deonte	G	Alabama	3/0	2021-2022

ALL-TIME NUMERICAL ROSTER

78	Harris, Ra'Shon	DT	Oregon	2/0	2009
	Jenkins, Kris	DT	Maryland	85/79	2001-2007
	Moore, Zach	DE	Concordia-St. Paul	0/0	2017
	Nijman, Yosh	T	Virginia Tech	16/3	2024
	O'Brien, Kitt	T	Ball State	0/0	2019
	Robinson, Corey	T	South Carolina	2/0	2018
	Love, Kyle	DT	Mississippi State	72/7	2014-15; 2016-19
	Benenoch, Caleb	T	UCLA	0/0	2019
	Brockermeyer, Blake	T	Texas	58/55	1995-1998
	Burton, Antwon	DT	Temple	2/0	2009
79	Chandler, Nate	DT/T/G	UCLA	37/19	2012-2015
	Duckworth, Tim	G	Auburn	5/0	2010
	Fordham, Todd	T	Florida State	47/8	2004-2006
	Hamilton, Woodrow	DT	Mississippi	5/0	2019-2020
	Hawkins, Donald	T	Texas	7/0	2016
	James, Jenó	T/G	Auburn	55/28	2000-2003
	Martin, Emerson	G	Hampton (VA)	2/1	1995
	McCall, Marquan	DT	Kentucky	16/0	2022
	Nwagbuo, Ogemdi	DT	Michigan State	4/1	2011
	Wells, Reggie	T	Clarion (PA)	5/0	2011
80	France, Dan	T	Michigan State	0/0	2016-2017
	Hayden, Nick	DT	Wisconsin	26/13	2008-2010
	Bohlinger, Rob	T	Wyoming	13/1	1998
	Brzezinski, Doug	G	Boston College	9/8	2003-2004
	Butler, Rashad	T	Miami (FL)	0/0	2006
	Ekwonu, Ikem	T	NC State	49/49	2022-2024
	Iddings, Drew	DT	South Dakota	0/0	2017
	Love, Sean	G	Penn State	11/1	1995
	Maumau, Viliani	DT	Colorado	1/0	1999
	Otah, Jeff	T	Pittsburgh	29/29	2008-2011
81	Scott, Chris	G	Tennessee	43/12	2013-2016
	Baker, Eugene	WR	Kent State	4/0	2003-2004
	Heinrich, Keith	TE	Sam Houston State	4/0	2002
	Jarrett, Dwayne	WR	Southern California	32/3	2007-2010
	Shockey, Jeremy	TE	Miami (FL)	15/13	2011
	Simonson, Scott	TE	Assumption	14/1	2015-2017
	Stone, Dwight	WR	Middle Tennessee State	64/0	1995-1998
	Thomas, Devin	WR	Michigan State	1/0	2010
	Thomas, Ian	TE	Indiana	94/52	2018-2023
	Turner, Jim	WR	Syracuse	0/0	1998-2001
82	Broughton, Luther	TE	Furman	31/4	1997-1998; 2001
	Avant, Jason	WR	Michigan	11/0	2014
	Bright, Anthony	WR	Valencia CC	1/0	2002
	Hurst, Hayden	TE	South Carolina	9/8	2023
	Ismail, Raghib	WR	Notre Dame	42/22	1996-1998
	Jones, Reggie	WR	Louisiana State	1/0	1995
	Matthews, Jordan	TE	Vanderbilt	4/1	2024
	Moore, Kenny	WR	Wake Forest	12/1	2008-2009
	Norwood, Kevin	WR	Alabama	1/0	2015
	Pilares, Kealoha	WR	Hawaii	20/0	2011-2013
83	Proehl, Ricky	WR	Wake Forest	48/5	2003-2005
	Hayes, Donald	WR	Wisconsin	51/31	1998-2001
	Saunders, C.J.	WR	Ohio State	2/0	2021
	Barnidge, Gary	TE	Louisville	63/11	2008-2012
	Beebe, Don	WR	Chadron State	14/1	1995
	Byrd, Isaac	WR	Kansas	43/12	2000-2002
	Cotchery, Jerricho	WR	North Carolina State	29/16	2014-2015
	Manhertz, Chris	TE	Canisius	67/26	2016-2020
	Metcalf, Eric	WR	Texas	16/1	1999
	Seidman, Mike	TE	UCLA	43/15	2003-2006
83	Tremble, Tommy	TE	Notre Dame	61/34	2021-2024
	Bates, Michael	WR/RB	Arizona	76/0	1996-2000; 2002
	Black, Nathan	WR	Northwestern State (LA)	5/0	2002
	Carrier, Mark	WR	Nicholls State	57/36	1995-1998
	Colbert, Keary	WR	Southern California	55/42	2004-2007
	Jeffers, Patrick	WR	Virginia	24/10	1999-2001
	Martin, Charly	WR	West Texas A&M	8/0	2009-2010
	Michel, Marken	WR	Massachusetts	2/0	2020
	Moore, David	WR	East Central	17/5	2024
	Murphy, Louis	WR	Florida	16/5	2012
	Snead IV, Willie	WR	Ball State	2/0	2021
	Young, Walter	WR	Illinois	7/0	2003

ALL-TIME NUMERICAL ROSTER

84	Wright, Derek	WR	Utah State	0/0	2022
	Burke, Paul	TE	Idaho	0/0	1996
	Crawford, Casey	TE	Virginia	11/1	2000-2001
	Dickson, Ed	TE	Oregon	64/41	2014-2017
	Feleipe, Franks	TE	Arkansas	16/0	2024
	Gaines, Michael	TE	Central Florida	42/21	2004-2006
	Guliford, Eric	WR	Arizona State	14/9	1995
	Hartssock, Ben	TE	Ohio State	43/9	2011-2013
	Jones, Mark	WR	Tennessee	16/0	2008
	Sullivan, Stephen	TE	Louisiana State	29/0	2021-2023
	Wiggins, Jermaine	TE	Georgia	27/12	2002-2003
	Wiggins, Brian	WR	Texas Southern	0/0	1995
	Broughton, Luther	TE	Furman	31/4	1997-1998; 2001
	Carruth, Rae	WR	Colorado	22/20	1997-1999
85	Arnold, Dan	TE	Wisconsin-Platteville	3/1	2021
	Baugh, Marcus	TE	Ohio State	0/0	2019
	Broussard, Jamall	WR	San Jose State	8/0	2004
	Cole, Matt	WR	McKendree	1/0	2021
	Dyson, Kevin	WR	Utah	1/0	2003
	Matthews, Jordan	TE	Vanderbilt	1/0	2023
	Samp, Chris	WR	Winona State	0/0	2006
	Sullivan, Stephen	TE	Louisiana State	1/0	2024
	Tillman, Lawyer	TE	Auburn	5/0	1995
	Walls, Wesley	TE	Mississippi	98/96	1996-2002
	Williams, Preston	WR	Colorado State	1/0	2022
	Adams, Darvin	WR	Auburn	2/0	2011
	Byrd, LaRon	WR	Miami (FL)	0/0	2016
	Fauria, Christian	TE	Colorado	15/4	2007
86	Green, Willie	WR	Mississippi	31/17	1995-1996
	Mangum, Kris	TE	Mississippi	126/61	1997-2006
	Strachan, Mike	WR	Charleston (WV)	4/1	2023
	Thompson, Colin	TE	Temple	26/6	2020-2021
	Williams, Brandon	TE	Oregon	25/0	2013-2015
	Clowney, David	WR	Virginia Tech	10/0	2010
	Gardner, Rod	WR	Clemson	11/0	2005
	Hill, Stephen	WR	Georgia Tech	0/0	2015
	Hixon, Domenik	WR	Akron	15/0	2013
	Muhammad, Muhsin	WR	Michigan State	155/141	1996-2004,
	King, Jeff	TE	Virginia Tech	76/62	2006-2010
	Campbell, Mathew	TE/T/G	South Carolina	69/58	1995-2000
	Chisena, Dan	WR	Penn State	7/0	2024
	Kinchen, Brian	TE	Louisiana State	32/0	1999-2000
87	Marshall Jr., Terrace	WR	Louisiana State	36/16	2021-2023
	Metzelaars, Pete	TE	Wabash	14/14	1995
	Olsen, Greg	TE	Miami (FL)	133/123	2011-2019
	Rosario, Dante	TE	Oregon	62/22	2007-2010
	Hankton, Karl	WR	Trinity College (IL)	104/1	2000-2006
	Hayes, Donald	WR	Wisconsin	51/31	1998-2001
	Rasby, Walter	TE	Wake Forest	39/5	1995-1997
	Ellis, Elbert	WR	Pittsburgh	0/0	1995
	Mills, Ernie	WR	Florida	10/5	1997
	Smith, Steve	WR	Utah	182/161	2001-2013
	Tucker, Syii	TE	Miami	0/0	1996
	Uwaezuoke, Iheanyi	WR	California	11/2	2000
	Burks, Dialleo	WR	Eastern Kentucky	1/0	1999-2000
	Carruth, Rae	WR	Colorado	22/20	1997-1999
88	Rasby, Walter	TE	Wake Forest	39/5	1995-1997
	Alexander, Frank	DE	Oklahoma	29/6	2012-2015
	Barno, Amare	DE	Virginia Tech	24/1	2022-2023
	Jones, DaQuan	DT	Penn State	17/17	2021
	Peppers, Julius	DE	North Carolina	138/125	2002-2009, 2017-2018
	Phillion, Ed	NT	Ferris State	0/0	1996
	Posey, Jeff	LB	Southern Mississippi	4/0	2001
	Selvie, George	DE	South Florida	4/0	2011
	Soliai, Paul	DT	Utah	10/1	2016
	Zgonina, Jeff	NT	Purdue	2/0	1995
	Morabito, Tim	DT	Boston College	48/37	1997-2000
	Brown, Everette	DE	Florida State	28/3	2009-2010
	Cole, Colin	DT	Iowa	33/23	2013-2015
	89	Cox, Jr., Bryan	DE	Florida	19/0
Delaire, Ryan		DE	Towson	15/0	2015-2016
Fields, Ronald		DT	Mississippi State	6/0	2011

ALL-TIME NUMERICAL ROSTER

92	Fox, Morgan	DE	Colorado State-Pueblo	17/9	2021
	Gibson, Gary	DT	Rutgers	12/0	2007-2008
	Greene, Kevin	LB	Auburn	47/47	1996,1998-1999
	Jones, Kobe	DE	Mississippi State	1/0	2022
	Jordan, Omari	DT	Buffalo	5/0	2004
	Killings, Cedric	DT	Carson-Newman	4/0	2001
	McGee, Stacy	DE	Oklahoma	4/0	2019
	Milem, John	DE	Lenoir-Rhyne	2/0	2001
	Smith, Chuck	DE	Tennessee	2/2	2000
	Taves, Josh	DE	Northeastern	5/0	2002
	Teeter, Mike	DT	Michigan	0/0	1995
	Thurman, Nick	DT	Houston	26/4	2023-2024
	Weatherly, Stephen	DE	Vanderbilt	9/9	2020
	Wilson, Kion	LB	South Florida	5/0	2011
	Butler, Vernon	DT	Louisiana Tech	52/5	2016-2019
	Colston, Tim	DT	Kansas State	2/0	1996
	Edwards, Dwan	DT	Oregon State	53/17	2012-2015
	Fatafehi, Mario	DT	Kansas State	6/0	2002
	Harris, Jonathan	DE	Lindenwood	7/0	2024
	Haye, Jovan	DE	Vanderbilt	2/0	2005
	Johnson, Darryl	DE	North Carolina A&T	3/0	2021
	Kerr, Zach	DT	Delaware	13/4	2020
	Lewis, Damione	DT	Miami (FL)	62/36	2006-2009
	Norwood, Eric	DE	South Carolina	28/0	2010-2011
	Peevy, Jayden	DE	Texas A&M	4/0	2024
	Pittman, Kavika	DE	McNeese State	2/0	2003-2004
	Price, Shawn	DE	Pacific	16/0	1995
	Raybon, Israel	DE	North Alabama	9/0	1997
	White, Reggie	DE	Tennessee	16/16	2000
	Wilson, Gillis	DE	Southern	5/0	2000-2001
	Saleh, Tarek	LB	Wisconsin	14/1	1997-1998
93	Applewhite, Antwan	DE	San Diego State	17/4	2011-2012
	Blackburn, Chase	LB	Akron	19/9	2013-2014
	Edwards, Lavar	DE	Louisiana State	5/0	2016
	Fox, Mike	DE	West Virginia	54/43	1995-1998
	McCoy, Gerald	DT	Oklahoma	16/16	2019
	Ray, LaBryan	DT	Alabama	33/10	2023-2024
	Rucker, Mike	DE	Nebraska	139/106	1999-2007
	Tyler, Tank	DT	North Carolina State	6/0	2009
	Walker, Darwin	DT	Tennessee	10/2	2008
	Irvin, Corvey	DT	Georgia	2/0	2009-2010
	Love, Kyle	DT	Mississippi State	72/7	2014-15; 2016-19
	Roy, Bravion	DT	Baylor	45/15	2020-2022
	Anderson, Henry	DE	Stanford	11/0	2022
	Ealy, Kony	DE	Missouri	47/15	2014-2016
	Gilbert, Sean	DE/DT	Pittsburgh	64/56	1998-2002
94	Hall, Daeshon	DE	Texas A&M	1/0	2017
	Leonard, Louis	DT	Fresno State	4/1	2009-2010
	Moorehead, Kindal	DT	Alabama	75/13	2003-2007
	Nixon, Daviyon	DT	Iowa	7/0	2021
	Obada, Efe	DE	none	42/1	2018-2020
	Robinson, A'Shawn	DE	Alabama	16/16	2024
	Williams, Thomas	LB	Southern California	7/2	2010-2011
	Fua, Sione	DT/G	Stanford	27/12	2011-2013
	Saleh, Tarek	LB	Wisconsin	14/1	1997-1998
	Brown, Derrick	DT	Auburn	67/64	2020-2024
	Johnson, Charles	DE	Georgia	143/114	2007-2017
	Lloyd, Greg	LB	Fort Valley State	16/14	1998
	Poe, Dontari	DT	Memphis	27/26	2018-2019
	Thomas, Mark	DE	North Carolina State	22/0	1995-1996
	Wells, Dean	LB	Kentucky	45/27	1999-2001
	Morabito, Tim	DT	Boston College	48/37	1997-2000
96	Brayton, Tyler	DE	Colorado	46/45	2008-2010
	Crumedy, Jaden	DT	Mississippi State	5/0	2024
	Edwards, Antonio	DE	Valdosta State	14/7	1999
	Edwards, Ron	DT	Texas A&M	11/11	2011-2012
	Horton, Wes	DE	Southern California	83/38	2013-2018; 2019
	King, Sean	DE	NE Louisiana	39/2	1995-1998
	Larkin, Austin	DE	Purdue	9/0	2020-2021
	Wallace, Al	DE	Maryland	80/10	2002-2006
	Williams, DeShawn	DE	Clemson	16/10	2023
	Williams, Jay	DE	Wake Forest	32/27	2000-2001
	Curry, Donte	LB	Morris Brown	20/0	2007-2008
	Addison, Mario	DE	Troy	111/51	2012-2019

ALL-TIME NUMERICAL ROSTER

98	Brown, Tony	DT	Memphis	1/0	2006
	Fields, Jeff	DT	Arkansas State	2/0	1995
	Gross-Matos, Yetur	DE	Penn State	55/32	2020-2023
	Jeter, Tommy	DE	Texas	1/0	1996
	McClain, Terrell	DT	South Florida	12/12	2011
	Peter, Jason	DE	Nebraska	38/20	1998-2001
	Rasmussen, Kemp	DE	Indiana	50/0	2002-2005
	Shaw, Tim	LB	Penn State	14/0	2007
	Turnbull, Renaldo	LB	West Virginia	16/2	1997
	Taylor, Hilee	DE	North Carolina	16/0	2008-2010
	Burton, Shane	DT	Tennessee	32/8	2002-2003
	Ellison, Atiyiah	DT	Missouri	0/0	2005
	Haynes Sr., Marquis	DE	Mississippi	71/2	2018-2023
	Keiser, Thomas	DE	Stanford	12/0	2011-2012
	Lotulelei, Star	DT	Utah	76/75	2013-2017
	Parker, J'Vonne	DT	Rutgers	1/0	2008
	Sasa, Don	DE	Washington State	2/0	1997-1998
	Swann, Eric	DT	none	16/3	2000
	Tuaolo, Esera	DT	Oregon State	12/0	1999
	Williams, Gerald	DE	Auburn	37/35	1995-1997
99	Wonnum, D.J.	OLB	South Carolina	8/8	2024
	Hayden, Nick	DT	Wisconsin	26/13	2008-2010
	Buckner, Brentson	DT	Clemson	71/65	2001-2005
	Johnson, Ed	DT	Penn State	12/6	2010
	Kearse, Frank	DT	Alabama A&M	14/8	2011-2012
	Kemoeatu, Maake	DT	Utah	46/40	2006-2009
	McKinley, Alvin	DT	Mississippi State	7/0	2000-2001
	Nunley, Jeremy	DE	Alabama	0/0	1995
	Seals, Ray	DE	none	14/7	1997
	Short, Kawann	DT	Purdue	99/76	2013-2020
	Tuttle, Shy	DE	Tennessee	32/32	2023-2024
	Wiley, Chuck	DE	Louisiana State	16/16	1998-1999

Note: For inclusion, a player must be on the active 53-man roster for a minimum of one game or on injured reserve for a minimum of six games

ALL-TIME PRACTICE SQUAD ROSTER

A	POS	SCHOOL	YEARS
Adams, Darvin	WR	Auburn	2011
Adams, Myles	DE	Rice	2020
Alecxi, Chas	DT	Pittsburgh	2015
Alexander, Lorenzo	LB	California	2005
Alford, Dominic	G	Minnesota	2012
Allen, Kyle	QB	Houston	2018
Allen, Roger	G	Missouri Western State	2011
Aguayo, Roberto	QB	Florida State	2017
Armah, Alex	FB	West Georgia	2017
Arp, Donovan	DT	Louisville	2002
Askew, Nate	TE	Texas A&M	2015
Austin, Thomas	C	Clemson	2012
Avery, Josh	DT	Missouri State	2021
Ayi, Kole	LB	Massachusetts	2003

B			
Babicz, Josh	TE	North Dakota State	2022
Bailey, Emani	RB	TCU	2024
Baker, Donnell	WR	Southern	1996
Ball, Lavar	TE	California State-Los Angeles	1995
Basanez, Brett	QB	Northwestern	2006, 2008
Bayless, Omar	WR	Arkansas State	2021
Baylis, Evan	TE	Oregon	2017
Bender, Jacob	T	Nicholls State	2010
Berger, Joe	C	Michigan Tech	2005
Bergeron, David	LB	Stanford	2005
Bersin, Brenton	WR	Wofford College	2013
Bertolet, Taylor	K	Texas A&M	2020, 2022
Best, Dan	T	Western Carolina	1999, 2000
Biddle, Taye	WR	Mississippi	2006
Bigger, Zeek	DE	East Carolina	2017
Birmingham, Decori	RB	Arkansas	2007, 2008, 2009
Bituli, Daniel	LB	Tennessee	2020
Black, Nathan	WR	Northwestern State	2002
Blackman, Jon	T	Purdue	2000
Blair, Marquise	S	Utah	2022
Blanchard, Matt	QB	Wisconsin-Whitewater	2013
Blanding, Quin	S	Virginia	2019
Blechen, Brian	S	Utah	2015, 2016
Bonnafon, Reggie	RB	Louisville	2018, 2020, 2021
Boone, Mike	RB	Cincinnati	2024
Bootle, Dicaprio	CB	Nebraska	2023
Brannon, John	CB	Western Carolina	2021
Bright, Anthony	WR	Valencia CC	2001, 2002
Brinkley, Casper	DE	South Carolina	2008
Brown, Deonte	G	Alabama	2022, 2023
Brown, Spencer	RB	Alabama-Birmingham	2021, 2022, 2023
Brown, Richie	LB	Mississippi State	2017
Brown, Tony	DT	Memphis State	2003
Browning, Bryant	G	Ohio State	2011, 2012
Bryant, Lamont	WR	Morgan State	2012
Buchanan, William	WR	Southern California	2008
Burke, Paul	TE	Idaho	1995
Burks, Dialleo	WR	Eastern Kentucky	1999
Burney, Kendric	CB	North Carolina	2011, 2012
Burns, Antoine	WR	Minnesota	2004
Burris, Justin	S	NC State	2022
Burton, Pierce	T	Mississippi	2015
Butker, Harrison	K	Georgia Tech	2017
Byers, Jeff	C	Southern California	2011
Byndom, Carrington	CB	Texas	2014, 2015
Byrd, Damiere	WR	South Carolina	2015, 2016

C			
Cain, Deon	WR	Clemson	2024
Camp, Jalen	WR	Georgia Tech	2023

ALL-TIME PRACTICE SQUAD ROSTER

Canonico, Ed	S	Sacramento State	2004, 2007
Cantwell, Hunter	QB	Louisville	2009
Carr, William	DT	Michigan	1997
Carrie, T.J.	CB	Ohio	2022
Carstens, Jordan	DT	Iowa State	2004
Carter, Jason	WR	Texas A&M	2007
Carter, Ja'Tyre	OL	Southern	2024
Chachere, Andre	CB	San Jose State	2019
Chandler, Jeff	K	Florida	2004
Chandler, Nate	T	UCLA	2012
Chandler, Sean	DB	Temple	2020
Cheek, Davis	QB	Elon	2022
Chery, Jason	WR	Louisiana-Lafayette	2009
Chisena, Dan	WR	Penn State	2024
Chisolm, Garrett	T	South Carolina	2011
Chubb, Brandon	RB	Wake Forest	2018
Ciurciu, Vinny	LB	Boston College	2003
Clausell, Blaine	T	Mississippi State	2016, 2017
Clemons, Toney	WR	Colorado	2013
Cohen, Tarik	RB	North Carolina A&T	2023
Coker, Jalen	WR	Holy Cross	2024
Cole, Matt	WR	McKendree	2021
Colston, Tim	DT	Kansas State	1996
Cook, Alex	S	Washington	2024
Cook, Connor	QB	Michigan State	2018
Cook, Rishard	G	UAB	2019
Corbin, Jashaun	RB	Florida State	2023
Cox Jr., Bryan	DE	Florida	2017, 2019
Cooper, Deke	S	Notre Dame	2002
Cox, Jr., Bryan	DE	Florida	2017
Cox, Jamal	LB	Georgia Tech	1995
Cox, Rakim	DE	Villanova	2015
Craig, Angelo	DE	Cincinnati	2008
Craig, Dameyune	QB	Auburn	1998
Cramer, Casey	FB	Dartmouth	2005
Crume, Eric	DT	Syracuse	2016, 2017

D			
Dafney, Dominique	TE	Indiana State	2024
Daniel, Darryl	WR	Syracuse	2000, 2001
Darboh, Amara	WR	Michigan	2020
Davis, C.J.	G	Pittsburgh	2010
Davis, Charles	TE	Purdue	2006
Davis, Tanard	CB	Miami	2007
De La Puente, Brian	C	California	2009
Deligianis, Harry	DT	Youngstown State	1999
Demaree, Chris	DE	Kentucky	2003
Dennis, Derek	G	Temple	2014
Denton, Robert	T	Michigan State	1996
Devalve, Seth	TE	Princeton	2020
Dillard, Phillip	LB	Nebraska	2011
DiRenzo, J.D.	OL	Rutgers	2023
Dismukes, Reese	C	Auburn	2015
Dixon, Travell	S	Washington	2016
Doggett, Derrick	LB	Oregon State	2010
Dominguez, Ray	G	Arkansas	2012
Dorley, Doug	C	Bowling Green State	2000
Dortch, Greg	WR	Wake Forest	2019
Doss, Lorenzo	CB	Tulane	2018
Dowling, Ras-i	CB	Virginia	2015
Draper, Shawn	T	Alabama	2002
Droege, Rob	T	Missouri	2006
Dubuc, Deitan	TE	Michigan	2003
Duckett, Damane	T	East Carolina	2004
Duke, Austin	WR	Charlotte	2017
Duhart, Tommie	DT	Valdosta State	2010
Duncan, Rashaad	T	Pittsburgh	2009



ALL-TIME PRACTICE SQUAD ROSTER

Dyson, Kenny	OLB	Bryant	2024
E			
Eason, Jacob	QB	Washington	2022
Eberle, Dominik	K	Utah State	2021
Edwards, Lachlan	P	Sam Houston State	2021
Elder, Corn	CB	Miami	2021
Eley, Ace	LB	Georgia Tech	2023
Ellison, Atiyah	DE	Missouri	2005
Emanuel, Ben	S	UCLA	2005
Emezie, Emeka	WR	NC State	2022
Erickson, Alex	WR	Wisconsin	2021
Evans, Maurice	DE	Penn State	2009
Evans, Willie	DE	Mississippi State	2007
F			
Farkas, Kevin	T	Appalachian State	1995
Farley, Caleb	CB	Virginia Tech	2024
Farley, Matthias	S	Notre Dame	2023
Farley, Scott	S	Williams College	2004
Feighery, Kevin	P	U.S. Merchant Marine Academy	1995
Fletcher, Derrick	G	Baylor	2001
Fields, Jeff	DT	Arkansas State	1995
Fields, Joe	S	Syracuse	2008
Fleming, Antonio	G	Georgia	1998
Folkerts, Brian	C	Washburn	2013
Foucault, David	T	Montreal	2015
Franklin, Brad	CB	Louisiana-Lafayette	2002
Franklin, Jerry	LB	Arkansas	2012
Franks, Feleipe	TE	Arkansas	2024
Frazier, Mose	WR	Memphis	2017, 2018
Freeman, Marcus	TE	Notre Dame	2007
Fry, Dustin	C	Clemson	2009
G			
Garrett, Keyarris	WR	Tulsa	2016, 2017
Gatson, Greg	CB	Arkansas	2013
Gerhart, Garth	C	Arizona State	2013
Ghee, Patrick	S	Wake Forest	2007
Gibson, Gary	DT	Rutgers	2007
Gibson, Shelton	WR	West Virginia	2020
Gilbert, Garrett	QB	Southern Methodist	2017
Gilmore, Greg	DT	LSU	2019
Glanton, Adarius	LB	Florida Atlantic	2014
Greeley, Bucky	C	Penn State	1996
Green, Jared	WR	Southern	2012
Green, Lamont	LB	Florida State	1999
Greene, Kevin	TE	Southern California	2014
Greene, Scott	FB	Michigan State	1996
Grigsby, Otis	DE	Kentucky	2006, 2007
Guy, Trent	WR	Louisville	2010
H			
Hajrullahu, Lirim	K	Western Ontario	2020
Hamilton, Woodrow	DT	Mississippi	2020
Hannon, Chris	WR	Tennessee	2007
Hardee Sr., Justin	CB	Illinois	2024
Hardy, Jermaine	S	Virginia	2005
Harper, Madre	CB	Southern Illinois	2021, 2022
Harris, Joey	RB	Purdue	2004
Harris, Sunny	DT	Oregon	2009
Hasselbeck, Tim	QB	Boston College	2002
Hatfield, Dominique	CB	Utah	2019
Haubeil, Blake	K	Ohio State	2021
Hawkes, Michael	LB	Virginia Tech	2000, 2001
Hawkins, Josh	CB	East Carolina	2018, 2020
Hayden, Nick	DT	Wisconsin	2008



ALL-TIME PRACTICE SQUAD ROSTER

Hayes, Tae	CB	Appalachian State	2021, 2022
Haynes, Alex	RB	Central Florida	2005, 2006, 2007
Haynes Sr., Marquis	OLB	Mississippi	2024
Hearn, Azizi	CB	UCLA	2024
Hearn, Taylor	G	Clemson	2018
Hector, Bruce	DT	South Florida	2020
Hemingway, Temarrick	TE	South Carolina State	2019
Henderson, Quadree	WR	Pittsburgh	2019
Henry, Marcus	WR	Kansas	2010
Herron, Frank	DE	Louisiana State	2021, 2022
Heslop, Gavin	DB	Stony Brook	2022
Hester, Treyvon	DT	Toledo	2021
Hilbert, Jon	K	Louisville	2002
Hill, Efrem	WR	Samford	2005, 2006
Hill, Eric	CB	Colorado State	2006
Hilton, Isaac	DE	Hampton	2004
Hines, Jermale	S	Ohio State	2011
Hixson, Nick	CB	Hillsdale College	2012
Hodel, Nathan	LS	Illinois	2001
Hodges, Bucky	TE	Virginia Tech	2017
Holyfield, Elijah	RB	Georgia	2019
Hood, Kerry	WR	South Carolina	2000
Horton, Mike	G	Mississippi	2020, 2021
Hoskins, Phil	DT	Kentucky	2022
Houghton, Mike	C	San Diego State	2003, 2004
Humphrey, Jay	G	Texas	2002
Hypolite, George	DT	Colorado	2009
Hyman, Ishmael	WR	James Madison	2020

I			
Incoom, Thomas	OLB	Central Michigan	2024
Irvin, Corvey	DT	Georgia	2010
Irwin, Trenton	WR	Stanford	2024
Ivy, Mortty	LB	West Virginia	2009
Iyiebuniwe, Joel	LB	Western Kentucky	2022

J			
Jacobs, Ben	LB	Fresno State	2013
Jackson, Bijhon	DE	Arkansas	2019
Jackson, Dexter	WR	Appalachian State	2009
Jackson, Eddie	CB	Arkansas	2004
Jackson, Gabe	G	Mississippi State	2023
Jackson, Kenny	LB	Nevada	2002
Jackson, Lamar	CB	Nebraska	2023
Jackson, Rashawn	FB	Virginia	2010
Jackson, Steven	FB	Clemson	2006
Jackson, Tarron	OLB	Coastal Carolina	2024
Jackson, Waverly	T	Virginia Tech	1997
Jamerson, Natrell	CB	Wisconsin	2020
Janus, Paul	C	Northwestern	1998, 1999
Jasper, Mike	C	Bethel College	2013
Jeanpierre Jr., Damian	WR	Nicholls State	2019
Jefferson, D.C.	TE	Rutgers	2013
Johnson, Adam	LS	Buffalo State	2004
Johnson, Cam	WR	Northwestern	2024
Johnson, Dillon	RB	Washington	2024
Johnson, Dorian	G	Pittsburgh	2017, 2018
Johnson, J.R.	LB	Syracuse	2003
Johnson, Jeremiah	RB	Oregon	2010
Johnson Jr., Lonnie	S	Kentucky	2024
Johnson, Paris	LB	Miami (OH)	2001
Johnson, Rob	WR	Western Illinois	2002
Johnson, Robert	TE	Auburn	2006
Johnson, Tyron	WR	Oklahoma State	2019
Johnston, Clay	LB	Baylor	2020
Jones, Deion	LB	LSU	2023

ALL-TIME PRACTICE SQUAD ROSTER

Jones, Jamaal	WR	Montana	2017
Jones, Julian	S	Missouri	2002
Jones, Kobe	DE	Mississippi State	2022
Jones, Reggie	WR	Louisiana State	1995
Jordan, Michael	G	Ohio State	2021
Jordan, Omari	DT	Buffalo	2003
Joseph, Alex	LB	Temple	2010
Joseph, Greg	K	Florida Atlantic	2019
Julius, Jalen	CB	Mississippi	2021

K			
Kadela, Dave	T	Virginia Tech	2006
Kane, Morgan	RB	Wake Forest	2001
Kaskey, Matt	T	Dartmouth	2019, 2020
Kearse, Frank	DT	Alabama A&M	2012
Keiser, Thomas	LB	Stanford	2011
Kessman, Alex	K	Pittsburgh	2021
Khayat, Bill	TE	Duke	1997
King, D'Eriq	QB	Miami	2022
King, Tavarres	WR	Georgia	2014
Kirkwood, Keith	WR	Temple	2021
Kush, Eric	G	California (PA)	2015

L			
Lafavor, Tron	DT	Florida	2004
Landers, Matt	WR	Arkansas	2023
Larkin, Austin	DE	Purdue	2020, 2021, 2022
Larsen, Tyler	C	Utah State	2016
Latsko, Billy	FB	Florida	2007, 2008
Lawrence, Rashard	DL	LSU	2023
Lawson, Shaq	OLB	Clemson	2024
Layne, George	FB	Texas Christian	2003
Leota, Eku	OLB	Auburn	2023, 2024
Lester, Robert	S	Alabama	2013
Leverette, Otis	DE	UAB	2005
Love, Josh	QB	San Jose State	2021
Lovett, John	RB	Penn State	2022
Lucas, Al	DT	Troy State	2000
Lucas, Marcus	TE	Missouri	2014
Luke, Cole	S	Notre Dame	2018, 2019
Lundblade, Brad	OL	Oklahoma State	2019
Luther, TJ	WR	Gardner-Webb	2024
Luton, Jake	QB	Oregon State	2023
Lytle, Matthew	QB	Pittsburgh	1999

M			
Maddox, Nick	RB	Florida State	2004
Mangum, Kris	TE	Mississippi	1997
Martin, Charly	WR	West Texas A&M	2009
Martin, Emerson	G	Hampton	1995
Martin, Kamal	LB	Minnesota	2021
Martinez, Adrian	G	Colorado State	2010
Martinez, Blake	LB	Stanford	2023
Marz, Tyler	T	Wisconsin	2019
Matthews, Jordan	TE	Vanderbilt	2023, 2024
Maumau, Viliami	DT	Colorado	1998
McCray, Justin	G	Central Florida	2023
McCrary, Nate	RB	Saginaw Valley State	2022
McCullough, Sultan	RB	Southern California	2004
McCullum, Justin	WR	Stanford	2006
McDermott, Shane	G	Miami	2015
McDonald, Andrew	T	Indiana	2013, 2014
McFadden, Kimario	S	South Carolina State	2014
McGhin, Garrett	T	East Carolina	2019
McIlwain, Kamaal	CB	Newberry College	2012
McMahan, Kevin	WR	Maine	2008
Melvin, Rashaan	CB	Northern Illinois	2021

ALL-TIME PRACTICE SQUAD ROSTER

Michel, Markin	WR	Masachusetts	2020
Middleton, Doug	S	Appalachian State	2021
Miller, Ace	LB	UTEP	2014
Miller, Braxton	WR	Ohio State	2019
Milne, Dax	WR	BYU	2024
Milton, Mark	CB	Baylor	2023
Minor, Kory	LB	Notre Dame	1999
Mitchell, Jackson	LB	Uconn	2024
Monteiro, Aaron	T	Boston College	2019, 2020, 2021
Montgomery, Joe	RB	Ohio State	2002
Moore, Damontre	DE	Texas A&M	2021
Moore, Devin	RB	Wyoming	2009
Moore, Eric	DE	Florida State	2009
Moore, Zach	DE	Concordia	2017
Morgan, James	QB	Florida International	2021
Morton, Christian	CB	Illinois	2006
Mosby, Arron	LB	Fresno State	2022
Murphy, Shawn	G	Utah State	2010

N

Nacua, Kai	S	BYU	2018
Nelson, Jonathan	S	Oklahoma	2011
Nixon, Daviyon	DT	Iowa	2022
Norton, Kendrick	DT	Miami (Fla.)	2018
Null, Keith	QB	West Texas A&M	2010

O

O'Connor, Adam	T	William & Mary	2006
O'Sullivan, J.T.	QB	California-Davis	2006
Obada, Efe	DE	none	2017
Olson, Drew	QB	UCLA	2007
Omah, Patrick	G	Michigan	2021
Orr, Chris	LB	Wisconsin	2020

P

Palmer, Jonathan	G	Auburn	2008
Parker, Aaron	WR	Rhode Island	2021
Parker, A.J.	DB	Kansas State	2023
Parker, Billy	CB	William & Mary	2005, 2006
Parker, Ron	S	Newberry College	2012
Parker, Sirt	RB	Texas A&M	1999
Parms, Damian	S	Florida Atlantic	2017
Patmon, Dezmon	WR	Washington State	2023
Patrick, Jacques	RB	Florida State	2021
Peevy, Jayden	DT	LSU	2023, 2024
Perry, Wilmont	RB	Livingstone College	2000
Peters, Scott	G	Arizona State	2005
Pierce, Chris	TE	Vanderbilt	2023
Pinckney, Sam	WR	Coastal Carolina	2024
Pleasants, Austen	G	Ohio	2021
Plummer, Jack	QB	Louisville	2024
Pociask, Jason	FB	Wisconsin	2009
Poole, Tauren	RB	Tennessee	2013, 2014
Porter, Quinton	QB	Boston College	2007
Presley, De'Andre	WR	Appalachian State	2013, 2014
Pressley, DeMario	DT	North Carolina State	2011
Purcell, Mike	DT	Wyoming	2017

Q

Qualls, Elijah	DT	Washington	2018
Quarterman, Shaquille	LB	Miami	2024

R

Raym, Andrew	C	Oklahoma	2024
Reaves, Darrin	RB	UAB	2014
Reddick, Nakia	S	Central Florida	1997
Redwine, Sheldrick	S	Miami	2021

ALL-TIME PRACTICE SQUAD ROSTER

Reed, Rod	G	Louisiana State	2004
Regis, Micanor	DT	Miami	2014
Ricci, Giovanni	TE	Western Michigan	2020
Richardson, Demani	S	Texas A&M	2024
Riley, Eron	WR	Duke	2010
Riley, Rueben	T	Michigan	2007
Roberson, Cordell	WR	Stephen F. Austin State	2013
Roberts, Sam	DL	Northwest Missouri St.	2024
Robinson, Kenny	S	West Virginia	2020, 2021, 2022
Rochell, Robert	CB	Central Arkansas	2023
Rodgers, Jake	T	Eastern Washington	2016
Rodriguez, Robert	LB	UTEP	2005
Roh, Craig	DE	Michigan	2013
Rosario, Nelson	TE	UCLA	2012
Rountree, Glenn	G	Clemson	1998
Rowe, Eric	2	Utah	2023
Royal, Andre	LB	Alabama	1995
Running, Mitch	WR	Kansas State	1997
Russell, Anderson	S	Ohio State	2012
Rutherford, Rod	QB	Pittsburgh	2004
Ryan, Titus	WR	Concordia College	2008

S			
Salley, Nate	S	Ohio State	2006
Samp, Chris	WR	Winona State	2005
Sampson, Kevin	T	Syracuse	2007
Sanchez, Zack	CB	Oklahoma	2016, 2017
Sandland, Beau	TE	Montana State	2016
Santucci, Dan	C	Notre Dame	2010
Sasa, Don	DT	Washington State	1998
Saunders, C.J.	WR	Ohio State	2021, 2022
Schwartz, Geoff	G	Oregon	2008
Scott, Delontae	DE	Southern Methodist	2022
Seastrunk, Lache	RB	Baylor	2014
Seaverns, Justin	LB	Appalachian State	2003
Sharpe, David	T	Florida	2023
Shaw, James	WR	Jacksonville State	2013
Sheets, Kory	RB	Purdue	2011
Shirley, Jason	DE	Fresno State	2011
Silberman, Ian	G	Boston College	2018
Simonson, Scott	TE	Assumption	2015
Simmons, Jalen	RB	South Carolina State	2016, 2017
Simmons, Terrance	T	Alabama State	2002
Sims, Wes	G	Oklahoma	2006
Slater, Pearce	T	San Diego State	2016
Smith, Armond	RB	Union College	2012, 2013
Smith, Devin	WR	Ohio State	2021
Smith, Greg	TE	Texas	2011
Smith, Kelvin	LB	Syracuse	2009
Smith, Rodney	RB	Minnesota	2020, 2021
Smith T.J.	DL	Arkansas	2024
Snead, Willie	WR	Ball State	2014, 2021
Southward, Dezmen	S	Wisconsin	2017, 2018
St. Pierre, Brian	QB	Boston College	2010
Stallworth, Taylor	DE	South Carolina	2023
Stanford, R.J.	CB	Utah	2010
Stephens, Travis	RB	Tennessee	2003
Stewart, Todd	T	California	1997, 1998
Stuber, Tim	G	Colorado State	2002
Strachan, Michael	WR	Charleston (WV)	2023
Sullivan, Reggie	S	Johnson C. Smith	2011
Sullivan, Stephen	TE	Louisiana State	2021, 2024
Sutter, Ryan	S	Colorado	1998

T			
Ta'amu, Jordan	QB	Mississippi	2021
Tarpinian, Jeff	LB	Iowa	2013



ALL-TIME PRACTICE SQUAD ROSTER

Taylor, Terrance	DT	Michigan	2009
Tecklenburg, Sam	T	Baylor	2020, 2021, 2022
Teuhema, Sione	LB	Southeastern Louisiana	2019
Thomas, Jordan	OLB	Mississippi State	2023
Thomas-Oliver III, Stantley	CB	Florida International	2023
Thompkson, Deven	WR	Utah State	2024
Thompson, Colin	TE	Temple	2021, 2022
Thompson, Tyrus	T	Oklahoma	2016
Thornton, Josh	CB	Southern Utah	2018
Traore, Badara	OL	LSU	2023
Tufts, Sean	LB	Colorado	2004, 2005
Turner, Jim	WR	Syracuse	2001
Turner, Landon	G	North Carolina	2018

U

Upshaw, Chad	TE	Buffalo	2007
--------------	----	---------	------

V

Vander Laan, Jason	TE	Ferris State	2018
Vaughan, Josh	RB	Richmond	2010, 2011
Vaughn, Chip	S	Wake Forest	2011
Vaughn, Khaleed	DE	Clemson	2005

W

Walker, Casey	DT	Oklahoma	2013, 2014
Walker, Marcus	CB	Oklahoma	2009
Wallace, Eric	TE	Seattle	2016
Wallace, Martin	G	Temple	2014
Walton, Brandon	OL	Florida Atlantic	2024
Ware, Sean	LB	New Hampshire	2010
Washington, T.J.	T	Virgina Tech	2001
Watson, Josh	LB	Colorado State	2021
Weaver, Alton	DT	Oklahoma State	1999
Webster, Larry	DE	Bloomsburg	2016
White, DeAndrew	WR	Alabama	2018; 2019
Wiggins, Brian	WR	Texas Southern	1995, 1996
Wilder, Sam	G	Colorado	2006
Wilds, Garnell	CB	Virginia Tech	2005
Williams, Antwione	LB	Georgia Southern	2018
Williams, DeShawn	DE	Clemson	2024
Williams, Lorenzo	DT	Missouri	2008
Williams, Louis	C	Louisiana State	2001, 2003
Williams, Preston	WR	Colorado State	2022
Williams, Raequan	DT	Michigan State	2022, 2023
Williams, Thomas	LB	Southern California	2010
Williams, Zack	C	Washington State	2012
Wilson, Bobo	WR	Florida State	2019
Wilson, C.J.	CB	Baylor	2007
Wilson, Gillis	DE	Southern	2000
Wilson, Kion	LB	South Florida	2011
Wilson, Lawrence	LB	Connecticut	2011
Windmon, Jacoby	LB	Michigan State	2024
Winslow, Ryan	P	Pittsburgh	2021
Wooten, Chandler	LB	Auburn	2023, 2024
Wormley, Chris	DE	Michigan	2023
Wright, Derek	WR	Utah State	2022, 2023
Wusu, Timi	LB	Stanford	2006

Y

Yamini, Bashir	WR	Iowa	2002
Yankey, David	G	Stanford	2016
Yeast, Russ	S	Kansas State	2024
Yeboah-Kodie, Phil	LB	Penn State	1995
Young, Lou	CB	Georgia Tech	2014, 2015, 2016

PANTHERS HALL OF HONOR



The Panthers Hall of Honor began on September 21, 1997 when former team president and general manager Mike McCormack became the first inductee. In 1998, he was joined by former linebacker Sam Mills, who entered as the first former Panthers player to be so honored.

In the opening regular season game against Green Bay in 2004, the PSL Owners who helped make the stadium and franchise possible were honored at halftime as part of the Hall of Honor.

On October 6, 2019, under new ownership in David Pepper, the Panthers expanded the Hall of Honor with the first class of players in over 20 years. At halftime of the team's Week 5 win over Jacksonville, the Panthers inducted all-time greats Steve Smith, Sr., Jake Delhomme, Jordan Gross and Wesley Walls.

The Hall of Honor was recently expanded to nine members last season, as the Class of 2023 welcomed Julius Peppers and Muhsin Muhammad on October 29, 2023 at halftime of the team's Week 8 win over the Houston Texans.

The second overall pick in the 2002 NFL Draft by the Panthers, [Julius Peppers'](#) combination of speed, strength and athleticism enabled him to become one of the greatest defensive ends and most dominant pass rushers in NFL history.

Peppers owns franchise records for sacks (97), multi-sack games (23), tackles by a defensive lineman (583), forced fumbles (34) and blocked field goals (9). He led or tied for the team lead in sacks seven times, including a career-high 14.5 in 2008 – the third-highest single-season total in team history.

As a member of the Panthers (2002-09; 2017-18), Peppers went to five Pro Bowls (2004, 2005, 2006, 2008, 2009) and earned AP All-Pro First-Team honors twice (2004, 2006) and AP All-Pro Second-Team recognition twice (2008, 2009). In addition, he was a two-time NFL All-Decade Team selection (2000s, 2010s).

Capable of making game-changing plays at any moment, Peppers ranks fourth in NFL history with 159.5 sacks and is the only player in NFL history with 150 or more sacks and 10 or more interceptions. He's also second in league history

with 51 forced fumbles, and his 82 passes defended are the second-most for defensive ends since the stat has been tracked since 2000.



PANTHERS HALL OF HONOR

Muhsin Muhammad played 11 of his 14 NFL seasons with the Panthers (1996-04; 2008-09) after being chosen in the second round of the 1996 NFL Draft. The wide receiver provided a physical and playmaking receiving threat, finishing his career second in franchise history in receptions (696), receiving yards (9,255), receiving touchdowns (50) and 100-yard receiving games (27).

A two-time Pro Bowl selection (1999, 2004), Muhammad earned AP All-Pro First Team honors in 2004 after leading the NFL in receiving yards (1,405) and receiving touchdowns (16) on 93 catches.

He became the first player in team history to produce two 1,000-yard receiving seasons as well as the first player to do so in consecutive years with 1,253 yards in 1999 and 1,183 yards in 2000.

After pacing the NFC with 96 receptions in 1999, Muhammad again led the NFC and tied for the NFL lead with 102 receptions in 2000 to become the first player to lead the NFC in receptions in consecutive seasons since Sterling Sharpe in 1992 and 1993.

In Super Bowl XXXVIII against New England, fellow Hall of Honor member Jake Delhomme connected with Muhammad for a Super Bowl record 85-yard touchdown.



Steve Smith finished his career as Carolina's all-time best wide receiver and return man. He is the franchise's all-time leader in career receiving yards (12,197), receiving touchdowns (67), total touchdowns (75), scrimmage yards (12,584), all-purpose yards (16,614) and 100-yard receiving games (43).

Smith set a franchise record for most receiving yards in a season (1,563, 2005), tied for second in touchdowns in a season (12) and second in receptions in a season (103).



Jake Delhomme was Carolina's quarterback from 2003-09, leading the Panthers to three playoff appearances and an NFC championship in his first season in 2003.

Delhomme finished his Panthers career as the team's leader in career game-winning drives with 21, setting a franchise record with seven in the 2003 season.

He is now second in franchise history in career passing yards (19,258), passing touchdowns (120), completions (1,580), completion percentage (59.2), 300-yard passing games (11) and QB wins (53).

Delhomme made his mark in the postseason where he finished his career as Panthers leader in career postseason passing yards (1,847), passing touchdowns (12) and QB wins (5). He set an NFL record for longest passing touchdown in a Super Bowl with an 85-yard pass to Muhsin Muhammad in Super Bowl XXXVIII, and became the first quarterback in NFL history to tally four consecutive postseason road victories (2003-at St. Louis, at Philadelphia, 2005-at New York Giants, at Chicago).



PANTHERS HALL OF HONOR

Jordan Gross played his entire 11-year career with the Panthers at tackle. He played and started in 167 career games, the most starts of any player in franchise history and the fourth-most game played. He played in nine playoff games as a Panther, tied for third-most playoff appearances in franchise history.

Gross left a legacy as one of Carolina's best and most consistent lineman. He had the most games played by any lineman and appeared in the Pro Bowl in three seasons with an AP All-Pro honor in 2008.

During his career, Gross helped Carolina rank fifth in total rushing yards (22,138) from 2003-13.



Wesley Walls was one of Carolina's first great players on the national stage. He went to five Pro Bowls and earned AP All-Pro recognition four times.

After playing with San Francisco and New Orleans, Walls found a home in Carolina in 1996, putting together a breakout season and helping lead Carolina to a division title and a new NFL record for wins by an expansion team in its first two seasons.



Walls finished his NFL career with 450 receptions, 5,291 receiving yards and 54 touchdowns, a mark that today is tied for 13th among NFL tight ends all-time.

In Panthers franchise history, Walls ranks fourth with 3,902 receiving yards, third with 44 touchdowns and fourth with 324 receptions.

His 1999 season was one of the best ever as he tied a then-NFL record for touchdowns by a tight end with 12. It still ranks as the most by a Panthers tight end in franchise history.

The Panthers Hall of Honor began on September 21, 1997, when former team president **Mike McCormack** became the first inductee. In 1998, he was joined by former linebacker **Sam Mills**, who entered as the first former Panthers player to be so honored.


While McCormack's NFL career spanned five decades and a number of teams, he may have left his most indelible mark on the Panthers. Starting as a consultant in 1989, McCormack helped the Panthers ownership group lobby the NFL early in the process, and after the Panthers landed the franchise by a unanimous vote in October 1993, McCormack was the team's first general manager before being named president.



McCormack retired in 1997 after the Panthers put together the best two initial seasons by an expansion franchise in NFL history, posting seven wins in 1995 and 12 wins with a division title in 1996. Mills was inducted into the Hall in 1998 after he completed his playing career with the Panthers.

PANTHERS HALL OF HONOR

Mills had a number of memorable moments in a Panthers uniform including an interception return for a touchdown that spurred Carolina to the first win in team history in 1995, and his interception against Dallas sealed the Panthers win in the NFC divisional playoff following the 1996 season.



Mills played 15 years as a professional, starting 171-of-181 NFL games and earning five Pro Bowl selections. Mills appeared in his final Pro Bowl as a representative of the Panthers in 1996 at the age of 37.

Mills led his team in tackles 10 times and eclipsed the 100-tackle plateau in eight seasons. After being signed as a free agent by Carolina in 1995, he became the cornerstone of the Panthers defense and was the only player to start every game during the Panthers first three seasons. He eventually went on to coach the Panthers as an assistant for seven seasons before losing his battle with cancer in 2005.

Mills inspired the 2003 team to “Keep Pounding” before a home playoff game against Dallas and that phrase has become a cornerstone of the Panthers culture and identity.

In the opening regular season game against Green Bay in 2004, the [PSL owners](#) who helped make the stadium and franchise possible were also honored at halftime. The Panthers sold over 60,000 Permanent Seat Licenses to help fund the construction of Bank of America Stadium.



TEAM CHRONOLOGY

1987

- April 16 Jerry Richardson approaches NationsBank Chairman Hugh McColl about the idea of bringing an NFL team to the Carolinas.
- July 16 Jerry and Mark Richardson; NationsBank Chairman and Chief Executive Officer Hugh McColl, Jr.; attorney Richard Thigpen, Jr.; Max Muhleman of Muhleman Marketing and John Lewis of Arthur Andersen and Company meet in Charlotte to discuss the feasibility of entering the multi-city competition for two NFL expansion franchises.
- August 21 Mark Richardson travels to Kansas City, Missouri, to select HOK Sports Facilities Group as the architects for an NFL stadium, later named Ericsson Stadium.
- December 15 Jerry Richardson officially announces an NFL franchise bid and the stadium effort for the Carolinas and begins lobbying NFL owners.

1988

- July 1 Jerry Richardson announces the near completion of franchise financing plans and the selection of four possible stadium sites — two in York County, South Carolina, and two in North Carolina.

1989

- April 11 Mike McCormack, a Hall of Fame lineman with the Cleveland Browns and former president, general manager and head coach of the Seattle Seahawks, joins Richardson Sports as executive consultant for the Carolinas NFL expansion effort.
- August 20 At “Carolinas Kickoff ‘89” staged by Richardson Sports, a sellout crowd of 52,855 in Raleigh’s Carter-Finley Stadium watches the New York Jets and Philadelphia Eagles, demonstrating the region’s support of NFL football in the Carolinas.
- September 5 Jerry Richardson announces the formation of a 12-member partnership group to bolster his expansion effort.
- December 15 Richardson Sports selects a site in uptown Charlotte as the future site of a privately financed NFL stadium, which will seat more than 70,000 people.

1990

- August 11 “Carolinas Kickoff II” features the Washington Redskins and the Atlanta Falcons in a game billed as the “Backyard Battle” before a sellout crowd of 52,036 Carolinians, this time at Kenan Stadium in Chapel Hill, North Carolina.

1991

- February 26 F.N. Thompson Company of Charlotte is selected as the general contractor for the later-named Ericsson Stadium.
- June 26 South Carolina Governor Carroll Campbell and North Carolina Governor Jim Martin officially announce their support of NFL expansion in the Carolinas through the formation of a blue-ribbon committee of leading citizens from both states.
- August 24 69,117 fans cram Williams-Brice Stadium in Columbia, South Carolina for the “Victory Bowl” or “Carolinas Kickoff III” between the Washington Redskins and New York Jets. The crowd represents the largest neutral-site attendance for an NFL exhibition game in 10 years.
- September 13 Richardson Sports submits a formal community application for a Carolinas NFL franchise along with a \$100,000 deposit. This application outlines demographics and other market statistics and NationsBank commitment to finance the stadium.
- September 30 Richardson Sports submits a partnership application for a Carolinas franchise.
- December 10 Richardson Sports representatives make Carolina’s presentation to NFL Commissioner Paul Tagliabue, President Neil Austrian and their staff in New York.

1992

- March 18 At the NFL owners meeting in Phoenix, the NFL reduces the number of expansion hopefuls from 11 to seven with the Carolinas’ bid making the cut.
- May 20 At the league meeting in Pasadena, California, the NFL cuts the list of expansion hopefuls to five communities — including the Carolinas.
- September 1 Jerry and Mark Richardson present a stadium financing plan to NFL officials at a meeting in Charlotte. Although no details are revealed publicly, the Richardsons disclose that no public money would be used to finance the stadium. This financing plan involves the sale of Permanent Seat Licenses (PSLs).
- October 20 At the NFL owners meeting in Chicago, league officials delay expansion until 1993 because of a labor dispute involving the players’ union collective bargaining agreement.

1993

- March 23 At the league meeting in Palm Desert, California, NFL owners announce the final timetable for expansion with plans calling for two teams to be awarded in October 1993.

TEAM CHRONOLOGY

April 20	The NFL gives approval to Richardson Sports' plan to privately finance a 72,300-seat stadium with the sale of Permanent Seat Licenses (PSLs).
May 6	The NFL and its players reach a landmark settlement regarding a seven-year collective bargaining agreement, clearing the way for expansion.
May 20	Jerry Richardson unveils a model and renderings of the Panther blue, silver and black, 72,300-seat stadium that would house an NFL expansion team for the Carolinas.
May 25	At the owners meeting in Atlanta, the NFL announces the price for an expansion franchise — \$140 million.
July 1	A Fair Share Agreement between Richardson Sports and the NAACP spells out far-reaching opportunities for minorities with the Carolinas NFL expansion team.
July 1	The sale of luxury suites, club seats and PSLs officially begins with Richardson Sports receiving 15,000 pieces of mail from first-day orders collected June 28-July 1. By the end of the first day, all 8,314 club seats sell out, and all 104 luxury suites are reserved and ultimately leased (later 33 additional suites are added to Carolinas Stadium). First-day PSL orders total 41,632.
August 31	Richardson Sports travels to New York to deliver its financing plan to the NFL.
September 3	The ticket campaign for potential NFL expansion cities ends with the Carolinas receiving orders for 104 luxury suites, 8,314 club seats and 49,724 PSLs. Deposits for luxury suites, club seats and PSLs total \$54 million, representing a total pledge of \$112.7 million.
September 10	Richardson Sports delivers to the NFL term sheets for loans to construct a state-of-the-art stadium and purchase the franchise.
September 13	Richardson Sports and Clemson University announce that the Carolinas NFL expansion team would play its first season (1995) in Clemson Memorial Stadium, known as "Death Valley."
September 22	Richardson Sports makes a 1-1/2 hour presentation to the NFL expansion and finance committees and league officials, including Commissioner Tagliabue. They report to the league that NationsBank and Wachovia have posted a \$30-million guarantee to purchase unsold PSLs. Effectively, the stadium is sold out, and total money pledged is \$142.7 million.
OCTOBER 26	At the league meeting in Chicago, NFL owners unanimously select the Carolinas as the 29th NFL franchise and the first expansion team since 1976. Owners also voted to delay selection of the second franchise until November 30 with Baltimore, St. Louis, Jacksonville and Memphis still under consideration.

1994

January 1	Jon Richardson officially joins the Panthers as Director of Stadium Operations.
January 3	The Carolina Panthers put 12,000 remaining PSLs on sale. All orders received January 3-8 are given first-day priority. In addition, they announce that the remaining 10,000 PSLs will remain on sale until they are sold out. In all, Panthers fans respond from 16 states and the District of Columbia during the week-long priority period.
January 12	Jerry Richardson announces the hiring of veteran NFL executive Bill Polian as general manager and the promotion of Mike McCormack to club president.
April 22	Led by owner and founder Jerry Richardson, the Carolina Panthers hold the groundbreaking ceremony at the stadium's uptown site. The construction is expected to take 27 months to complete.
April 24	The Carolina Panthers move to the front of the 1995 draft order when owner and founder Jerry Richardson wins a coin flip with Wayne Weaver of the Jacksonville Jaguars during the NFL draft. Commissioner Paul Tagliabue flipped the coin at the NFL draft headquarters.
May 3	The Panthers accept Wofford College Board Of Trustees Chairman Walt Sessions' invitation to hold training camp on the Spartanburg campus beginning with the inaugural season in 1995.
May 26	The NFL owners vote to pit the expansion Panthers and Jacksonville Jaguars against one another in the 1995 Hall of Fame game. The game will be the first game in team history for both franchises.
July 19	The Panthers select Winthrop University in Rock Hill, South Carolina, to be the team's temporary practice site until completion of the team's facilities at Ericsson Stadium.
October 5	The Carolina Panthers hold their first free agent workout at Winthrop University in Rock Hill, South Carolina. Participating are former Duke running back Randy Cuthbert and former Johnson C. Smith wide receiver Gregory Clifton, along with Matt Elliott, Darryl Moore, Beno Bryant, and Jeff Pahunkoa.
November 2	NFL Commissioner Paul Tagliabue slots the Carolina Panthers in the NFC West, joining the Atlanta Falcons, New Orleans Saints, Los Angeles Rams and San Francisco 49ers.
December 15	The original Carolina Panthers are signed. Matt Campbell, Randy Cuthbert, Kevin Farkas, Mike Finn, Willie Green, Carlson Leomiti, Darryl Moore, Tony Smith, Lawyer Tillman and Eric Weir form the group.

1995

January 4	The Panthers hire the team's first coaches, adding offensive line coach Jim McNally and wide
-----------	--

TEAM CHRONOLOGY

January 23	receivers coach Richard Williamson, both from the Cincinnati Bengals. The Panthers sign Dom Capers from the Pittsburgh Steelers as the first head coach in team history.
February 15	The Carolina Panthers select 35 players in the expansion draft. With the second overall pick they select cornerback Rod Smith from the New England Patriots.
February 20	The Carolina Panthers sign two unrestricted free agents: kicker John Kasay from the Seattle Seahawks and defensive end Mike Fox from the New York Giants. The signings mark the first unrestricted free agents to join the Panthers in team history.
April 4	The Panthers take the field for the first time as a team during the first of a series of off-season workout sessions.
April 22	The Carolina Panthers make quarterback Kerry Collins of Penn State the team's first draft choice, selecting him with the fifth overall selection, acquired from Cincinnati.
May 2	Panthers owner Jerry Richardson announces his resignation as chairman from Flagstar in order to devote his attention to his involvement in NFL activities.
May 3	Carolinas Stadium Corp hosts topping out ceremonies at the stadium, recognizing that construction has reached its highest point.
July 14	The Panthers report to the team's first ever training camp, marking the official beginning of the inaugural season campaign.
July 29	The Carolina Panthers defeat the Jacksonville Jaguars 20-14 in the Hall of Fame Game, becoming the first NFL team to win its inaugural contest.
September 3	The Panthers lose 23-20 in overtime to the Atlanta Falcons in the team's first regular-season game.
October 15	The Panthers earn their first win in franchise history, defeating the New York Jets 26-15, highlighted by Sam Mills' 36-yard interception return for a touchdown.
November 5	The Panthers win an expansion-record fourth game in a row, defeating the San Francisco 49ers 13-7 at 3Com Park, marking the first time in league history an expansion team defeated the defending world champion.
December 24	The Panthers wind up their inaugural season with a 7-9 record, more than doubling the previous expansion-best mark of three wins. The NFL seventh-ranked defense had the best record of any non-playoff team in the league over the last 11 weeks, posting a 7-4 record after opening the season 0-5. The team notches an expansion-best 5-3 home record at it's home-away-from-home field at Clemson's Memorial Stadium.

1996

June 26	Carolina Panthers Director of Business Operations Mark Richardson announces an agreement to name the Panthers new home Ericsson Stadium.
July 26	The six bronze panthers that flank each of Ericsson Stadium's main entrances are unveiled. The statues were the largest sculpture commission in the United States.
July 27	The gates of Ericsson Stadium are opened for the first time at PSL Appreciation Day marking the first public event in the Stadium.
August 3	The Panthers defeat the Chicago Bears 30-12 in a preseason game, the team's first contest in their new home.
September 1	The Panthers defeat the Atlanta Falcons 29-6 in the first regular season game at Ericsson Stadium.
December 22	Defeating the Pittsburgh Steelers 18-14 with a last minute goal-line stand, the Panthers conclude the 1996 regular season with a 12-4 record and the NFC West division title. The team recovered from a 5-4 start to win its last seven games and a first-round playoff bye. John Kasay's three field goals against the Steelers give him 37 for the season and a new single-season NFL record.

1997

January 5	The Panthers defend the defending Super Bowl Champion Dallas Cowboys 26-17 at Ericsson Stadium in the team's first playoff game.
March 12	Panthers President Mike McCormack announces his retirement as president of the Carolina Panthers, ending a 46-year NFL career as a player, coach and executive.
April 2	Jon Richardson is named president of Carolinas Stadium Corp and Mark Richardson president of the Carolina Panthers.
September 21	Mike McCormack is inducted as the first member of the Carolina Panthers Hall of Honor.

1998

September 27	During halftime ceremonies of the Panthers game versus Green Bay, Sam Mills is inducted into the Carolina Panthers Hall of Honor as the first former player to be so recognized.
--------------	--

TEAM CHRONOLOGY

1999

January 4

George Seifert, who guided San Francisco to two Super Bowl titles as head coach and won a total of five Super Bowl rings with the 49ers, is named as the second head coach of the Carolina Panthers. Seifert comes to Carolina after compiling a 108-35 (including playoffs) record in eight seasons at San Francisco, giving him the best winning percentage in NFL history (.755).

2001

May 22

At the NFL Spring Meeting in Rosemont, Illinois, NFL owners unanimously approved the realignment of the League into eight four-team divisions when the Houston Texans begin play in 2002. Carolina was placed in the NFC South division with Atlanta, New Orleans and Tampa Bay.

2002

January 25

The Panthers name John Fox as the third head coach in franchise history. Carolina is the first head coaching position for Fox, who was the defensive coordinator for the New York Giants from 1997-2001.

February 22

Marty Hurney is promoted to General Manager from Director of Football Operations.

September 8

Panthers break 15-game losing streak with 10-7 victory over Baltimore Ravens in John Fox's head coaching debut.

2003

September 7

Panthers stage biggest rally in team history, overcoming 17-0 deficit in season opener against Jacksonville as quarterback Jake Delhomme comes off the bench to throw three second half touchdown passes.

October 12

Carolina goes 5-0 with an overtime victory at Indianapolis to record best start in franchise history as John Kasay kicks a 47-yard field goal.

October 26

Panthers set NFL record with their third overtime road victory on a 31-yard John Kasay field goal as Stephen Davis sets a then club record for yards rushing in a single game with 178 on 31 carries.

December 14

Carolina wins its first NFC South title as John Kasay kicks a 49-yard field goal with four seconds remaining to give Panthers a 20-17 victory at Arizona and clinch second playoff berth in team history.

2004

January 3

In the second home playoff game in team history and first since January 5, 1997, the Panthers defeat Dallas 29-10 at Ericsson Stadium.

January 10

In fifth longest game in NFL history, the Panthers score on the first play of the second overtime as Jake Delhomme hits Steve Smith with a 69-yard scoring pass to give Carolina an NFC Divisional win at St. Louis, breaking a 14-game home winning streak by the Rams.

January 16

Bank of America and the Carolina Panthers announced a title sponsorship agreement at Founders Hall. Bank of America Stadium will be the name of the Panthers home.

January 18

Carolina wins its first NFC Championship, defeating Philadelphia 14-3 at Lincoln Financial Field as Ricky Manning, Jr. ties an NFL Championship game record with three interceptions.

February 1

The Panthers play in Super Bowl XXXVIII at Reliant Stadium in Houston, Texas, losing to the New England Patriots 32-29.

2005

August 13

The Panthers retired jersey number 51, making Sam Mills the only player in team history to receive the honor. Mills played for the Panthers from 1995-97 and earned a Pro Bowl selection in 1996. After retiring in 1997, Mills became a scout for the Panthers in 1998 and served as the team's linebackers coach from 1999-2004. He became the first former player and second member of the Panthers Hall of Honor in 1998.

2006

January 8

The Panthers registered the first road playoff shutout in the NFL since 1979, defeating the New York Giants, 23-0. In holding scoreless a New York team that ranked third in the League in scoring during the regular season, Carolina became the first NFL team to register a shutout on the road in the playoffs since the Los Angeles Rams posted a 9-0 victory at Tampa Bay (1/5/80) in the 1979 NFC Championship. Ironically, the last time head coach John Fox coached a playoff game at Giants Stadium, his defense also pitched a shutout. With Fox as the Giants defensive coordinator, New York shut out Minnesota, 41-0, in the 2000 NFC Championship. The shutout was Carolina's third in team history as the Panthers limited New York to 132 total net yards and rushed for 223 yards on offense.

TEAM CHRONOLOGY

- January 15 The Panthers won their fourth consecutive road game in the playoffs to equal the NFL record for the most consecutive postseason road victories, previously accomplished by the Dallas Cowboys from 1975-81. With the win, head coach John Fox became only the fifth head coach in NFL history to record at least four postseason victories. Wide receiver Steve Smith amassed 218 receiving yards and two touchdowns on 12 receptions. His receiving yardage ranked as the most in team history and the fourth-highest postseason total in NFL history. His 12 catches tied for the second-highest total in NFL postseason annals.
- 2008**
- December 28 Carolina defeats the New Orleans Saints, 33-31, on a John Kasay game-winning 42-yard field goal with one second remaining to clinch the NFC South division title and earn the franchise's fourth-ever playoff berth. The Panthers finished the regular season with a 12 victories, equaling the most wins in team history.
- 2009**
- September 1 Jon Richardson resigns as president of Bank of America Stadium and Mark Richardson resigns as president of the Carolina Panthers.
- September 2 Danny Morrison is named president of the Carolina Panthers. He joins the organization with experience as Texas Christian University athletics director, Southern Conference commissioner and Wofford College athletics director and senior vice president.
- 2011**
- January 11 The Panthers name Ron Rivera as the fourth head coach in franchise history. Carolina is the first head coaching position for Rivera, who previously served as defensive coordinator for the San Diego Chargers beginning midway through the 2008 season. A linebacker on the Chicago Bears 1985 Super Bowl Championship team, Rivera also served as defensive coordinator for the Bears from 2004-06.
- April 28 The Panthers select quarterback Cam Newton with the No. 1 overall selection in the 2011 NFL Draft. Newton is named Associated Press Offensive Rookie of the Year after a record-setting rookie campaign. Newton accounted for a NFL rookie record 35 total touchdowns (21 passing, 14 rushing), passed for a then NFL rookie record 4,051 yards and rushed for an NFL quarterback record 14 touchdowns.
- 2012**
- January 29 Carolina makes the first logo refinement in the team's 18-year history. It has been designed to provide a more aggressive, contemporary look to the logo while making it more three-dimensional for ever-increasing digital use. The primary tweaks made by the creative department of the National Football League are primarily in the features in the eyes and mouth.
- 2013**
- January 9 The Panthers name Dave Gettleman as general manager. Carolina is the first general manager position for Gettleman, who came from the New York Giants where he served as the senior pro personnel analyst in 2012 after working as director of pro personnel the previous 13 years. Gettleman was a part of six Super Bowl teams, including three winners. He was with Buffalo in 1990 and 1991, Denver in 1997 and the Giants in 2000, 2007 and 2011.
- February 2 Linebacker Luke Kuechly is named 2012 Associated Press Defensive Rookie of the Year, becoming the second player in team history to win the award, joining Julius Peppers (2002). Kuechly tallied a league-leading 164 tackles (103 solo) to become the first rookie since Patrick Willis to lead the NFL in tackles (2007). The Panthers are just the fourth team to have back-to-back offensive or defensive rookies of the year (Cam Newton – 2012 Offensive) since the AP started presenting the awards in 1967.
- December 29 The Panthers defeat the Atlanta Falcons, 21-20, at the Georgia Dome to finish the regular season with a 12-4 record, earning the NFC South division title and the team's first playoff appearance since 2008. After starting the season with a 1-3 record, the Panthers won 11 of their final 12 regular season games – including a franchise record eight-game winning streak – to secure the No. 2 seed in the NFC and a first-round bye.
- 2014**
- February 1 Ron Rivera is selected as Associated Press NFL Coach of the Year, and linebacker Luke Kuechly wins Associated Press NFL Defensive Player of the Year, accepting the honors during the NFL Honors award show in New York. Rivera received 21.5 votes. Kansas City Chiefs coach Andy Reid finished second with 13.5 votes. He is the second coach in Panthers history to earn the award, joining Dom Capers who won in 1996. Rivera led Carolina to 12 wins, the NFC South division title

and the team's first playoff appearance since 2008. Kuechly received 13 votes to edge Robert Mathis of the Indianapolis Colts by 1.5 votes. With Kuechly captaining the defense, the Panthers ranked second in the NFL in total and scoring defense in 2013, allowing 301.2 yards and 15.1 points per game. He is the first Panthers player to win the award.

December 28 The Panthers defeat the Atlanta Falcons, 34-3, at the Georgia Dome to earn the team's second consecutive NFC South division title and playoff appearance. The Panthers became the first team in NFC South history to win consecutive division championships since realignment in 2002 and the first team since 1970 to overcome a six-game losing streak and win their division.

2015

January 3 The Panthers defeat the Arizona Cardinals, 27-16, at Bank of America Stadium to win the team's first playoff game since 2005. The Panthers held the Arizona Cardinals to an NFL playoff record low 78 total net yards, breaking a 56-year old record of 86 yards allowed by the New York Giants against the Cleveland Browns in 1958.

January 31 Linebacker Thomas Davis is named the 2014 Walter Payton NFL Man of the Year. The award recognizes a player's off-the-field community service as well as his playing excellence. A team captain, Davis finished produced his third consecutive 100-tackle season for the Panthers 10th-ranked defense. Davis makes a difference in the community with his Thomas Davis Defending Dreams Foundation, a non-profit dedicated to providing and promoting free programs that enhance the quality of life for underprivileged children and their families.

November 2 Kicker Graham Gano's 52-yard field goal in overtime vs. Indianapolis gives Carolina a 29-26 victory, the team's first home overtime win in franchise history. Carolina becomes the first team in the NFL since the elimination of the sudden death overtime rule in 2012 to win a game after trailing in overtime.

December 6 The Panthers become the first team to win the NFC South Division title three consecutive times after defeating the New Orleans Saints in New Orleans, 41-38.

December 20 With a 38-35 victory at the New York Giants, the Panthers set an NFC record with an 18th-consecutive victory. The streak, which began at New Orleans (12/7/14), surpassed the previous record of 15 consecutive wins by San Francisco from 1989-90 and Green Bay from 2010-11. The 18 consecutive victories include 14 consecutive victories in a single season, a franchise record. Quarterback Cam Newton became the first player in NFL history with 300 or more passing yards, five or more passing touchdowns and 100 or more rushing yards in a single game.

2016

January 3 The Panthers defeat the Tampa Bay Buccaneers to finish the season with a franchise-best 15-1 record. The Panthers are the fourth team in the Super Bowl era to start a season 14-0, joining the 1972 Miami Dolphins, 2007 New England Patriots and 2009 Indianapolis Colts.

January 24 The Panthers host the first NFC Championship at Bank of America Stadium, defeating the Arizona Cardinals 49-15 to advance to Super Bowl 50. The 49 points scored are the second-most points scored in a conference championship game since the AFL-NFL merger in 1970. Including two playoff games, the Panthers win every home game in the 2015 season for the first time in franchise history.

February 6 Cam Newton is selected as the Associated Press NFL Most Valuable Player, the first time in franchise history a Panther has been named MVP. He is also named the Associated Press NFL Offensive Player of the Year. Head Coach Ron Rivera is selected as the Associated Press NFL Coach of the Year for the second time in three seasons.

February 7 The Panthers play in Super Bowl 50 at Levi's Stadium, Santa Clara, California, losing to the Denver Broncos, 24-10.

2017

February 9 Danny Morrison resigns as president of the Carolina Panthers.

July 19 Marty Hurney, who previously served as the team's general manager from 2002-12, is named interim general manager.

2018

February 21 Marty Hurney is named full-time general manager.

May 16 The Carolina Panthers announce that a definitive agreement has been signed to sell the team to David Tepper, the founder and president of global hedge fund Appaloosa Management, L.P., and a well-known philanthropist.

May 22 At the league meeting in Atlanta, NFL owners and the league's finance committee unanimously approve David Tepper as the new owner of the Carolina Panthers.

August 24 The Carolina Panthers announce Tom Glick, previously the chief commercial officer of City Football Group, a multi-national soccer organization, as team president of business operations.

TEAM CHRONOLOGY

2019

- February 1 Longtime star defensive end Julius Peppers retired from the NFL. Peppers, who played for the Panthers from 2002-09 and 2017-18, finished his career ranked fourth in NFL history with 159.5 sacks, including a franchise-record 97 with Carolina. He is the only player in NFL history with 150 sacks and 10 interceptions.
- March 18 Construction crews began work on the Carolina Panthers new practice bubble and practice field reconfiguration. The new practice bubble provides a climate controlled, indoor artificial turf field for the team to utilize as needed.
- October 6 The Panthers expanded the Hall of Honor with the first class of players in over 20 years. At halftime of the team's Week 5 win over Jacksonville, the Panthers inducted all-time greats wide receiver Steve Smith, Sr., quarterback Jake Delhomme, offensive tackle Jordan Gross and tight end Wesley Walls.
- October 13 The Panthers play their first international regular season game in franchise history at Tottenham Hotspur Stadium in London, defeating the Tampa Bay Buccaneers 37-26.
- December 3 Perry Fewell was named the interim head coach for the remainder of the 2019 season.
- December 29 In Week 17 against New Orleans, running back Christian McCaffrey became the third player in NFL history to record 1,000+ rushing yards and 1,000+ receiving yards in a single season. McCaffrey finished the year with 2,392 yards, shattering the previous franchise record and ranking third in NFL history in single-season yards from scrimmage.

2020

- January 8 Matt Rhule is named the fifth head coach in Carolina Panthers history. He took Baylor from one win in 2017 to an 11-3 record and berths in the Big 12 Championship and Sugar Bowl in 2019. At Temple from 2013-16, Rhule directed the Owls to 10 wins in his third season and to their first conference title since 1967 a year later.
- January 14 Linebacker Luke Kuechly retired from his playing career in January 2020, after eight seasons with the Panthers. In his career, he earned seven Pro Bowl honors, seven AP All-Pro selections, the 2013 Defensive Player of the Year award and the 2012 NFL Rookie of the Year award. Kuechly finished his career with 1,092 tackles, second-most in Panthers history.
- January 20 Construction begins to create 14 field-level suites in the west end zone at Bank of America Stadium, which will be called The Gallery.
- April 25 Carolina uses all seven of its choices on defensive players during the three-day virtual NFL Draft, becoming the first team in the common draft era to have at least seven picks in a draft and make them all on defense. The Panthers tied the Cleveland Browns, who used all seven picks on offense, in 1985 for the most selections on one side of the ball in a draft.
- September 13 After the NFL cancels preseason because of the coronavirus, Carolina opens the season against the Las Vegas Raiders in an empty Bank of America Stadium due to COVID-19 restrictions that prevent fans from attending.
- September 27 Head Coach Matt Rhule recorded his first career win with the Panthers, defeating the Los Angeles Chargers by a score of 21-16.
- December 27 Panthers earned 200th regular season win in team history with a 20-13 victory at Washington.

2021

- January 14 Scott Fitterer is named general manager of the Carolina Panthers. He comes to the Panthers from the Seattle Seahawks, where he spent 20 seasons, serving as vice president of football operations in 2020 and co-director of player personnel from 2015-2019. Fitterer originally joined the Seahawks in 2001 as an area scout and worked in various roles, including director of college scouting from 2011-2014. He began his NFL career with the New York Giants in 1998.
- March 30 NFL clubs approve at a virtual league meeting to expand the regular season with each team playing 17 regular season games and three preseason games.

2022

- February 1 Kristi Coleman is named team president of the Carolina Panthers after serving three years as the team's Vice President and Chief Financial Officer.
- February 10 The NFL announces Sam Mills as a member of the 2022 Pro Football Hall of Fame class, part of an eight-man group. Mills, the former Panthers linebacker and assistant coach was the first player inducted into the team's Hall of Honor, and the only player whose number is formally retired by the team.
- October 10 Defensive pass game coordinator/secondary coach Steve Wilks was named the interim head for the remainder of the 2022 season.

TEAM CHRONOLOGY

2023

- January 26 Frank Reich is named the sixth head coach in Carolina Panthers history. He most recently served as the head coach of the Indianapolis Colts for five seasons from 2018-2022. He brings more than 30 years of NFL experience as a player (1985-1998) and coach (2006-2022), including being the Panthers starting quarterback in the franchise's inaugural regular season game in 1995.
- March 10 Panthers agree on a trade with the Chicago Bears to acquire the top overall pick in the 2023 NFL Draft. Carolina sent Chicago its 2023 first-round draft choice (9th overall), 2023 second-round draft choice (61st overall), 2024 first-round draft choice, 2025 second-round draft choice and wide receiver DJ Moore in exchange for the Bears 2023 first-round draft choice (1st overall). The deal became official at the start of the new league year on March 15.
- April 27 The Carolina Panthers selected Alabama quarterback and 2021 Heisman Trophy winner Bryce Young with the first overall pick in the NFL Draft. Young finished his career ranked second in school history with 8,356 passing yards and 80 touchdowns through the air.
- October 29 The Hall of Honor was expanded to nine members, as the Class of 2023 welcomed Julius Peppers and Muhsin Muhammad on October 29, 2023 at halftime of the team's Week 8 win over the Houston Texans.

2024

- January 22 Dan Morgan was named President of Football Operations/General Manager on January 22, 2024. Morgan previously served as the team's assistant general manager for three seasons (2021-23). A former Panthers first-round pick (2001), he returned (May 2021) to the club after 10 plus seasons in NFL front offices.
- January 25 Dave Canales was hired as the head coach of the Carolina Panthers, becoming the seventh head coach in the history of the franchise. Canales comes to Carolina having spent his first 13 seasons in the NFL with the Seattle Seahawks (2010-22) in various roles on the offensive side of the ball prior to serving as the offensive coordinator for the Tampa Bay Buccaneers a season ago in 2023.
- February 8 On the evening of February 8th, Julius Peppers (first ballot) was announced as part of the seven-member Class of 2024 of the Pro Football Hall of Fame. He's the second Panthers legend in three years to be inducted (following linebacker Sam Mills in 2022) and the first player drafted by the Panthers to be inducted into the Hall.
- August 3 Julius Peppers is enshrined in the Pro Football Hall of Fame, becoming member number 377, and the first player drafted by the Carolina Panthers to be enshrined. Peppers owns franchise records for sacks (97), multi-sack games (23), tackles by a defensive lineman (583), forced fumbles (34) and blocked field goals (9). He led or tied for the team lead in sacks seven times, including a career-high 14.5 in 2008 – the third-highest single-season total in team history.
- October 26 In association with Explore Asheville and the Buncombe County Tourism Development Authority, Bank of America Stadium hosted "Concert for Carolina" to benefit victims of the devastation caused by Hurricane Helene. Headlined by Luke Combs, Eric Church, Billy String, James Taylor, Sheryl Crow, Keith Urban and more, the concert drew a crowd of more than 80,000 and raised \$24.5 million in hurricane relief.
- November 10 In Week 10, the Panthers traveled 4,558 miles to Munich, Germany for the second international game in franchise history. They faced the New York Giants in a thrilling 20-17 overtime victory at Allianz Arena. During the trip, the Panthers hosted a flag football clinic for 120 local youth and teachers. Current Panthers players joined in the fun and NFL Commissioner Roger Goodell stopped by the event, along with David and Nicole Tepper. The Panthers also teamed up with the Giants to host a food drive to serve local families.
- December 3 Kristi Coleman was named CEO of Tepper Sports & Entertainment. While continuing to serve as President of the Carolina Panthers, Coleman's duties expanded to overseeing all TSE business operations.



REFERENCE



Anish Shroff
Play-By-Play

Anish Shroff is the “Voice of the Panthers”, serving as the team’s play-by-play announcer since 2022. Anish also handles play-by-play duties for various sports at ESPN, including college football, college basketball, college baseball and lacrosse.

Shroff has covered several bowl games and FCS championship games, along with matchups across the SEC, Big Ten, ACC and Big 12.

Since 2017, Shroff has been ESPN’s lead voice for men’s college lacrosse. He has called the past seven national championships and announced the first Premier Lacrosse League game on ESPN in June 2022.

Shroff also does play-by-play commentary for college basketball for ESPN, primarily covering games in the ACC. He has called ACC Tournament games on both television and radio. Shroff contributes to ESPN’s college baseball coverage, having announced several regionals and super regionals.

Shroff began his ESPN career in 2008 as a studio anchor and host, anchoring SportsCenter and College Football Live, along with several other daily and specialty shows. Prior to ESPN, he worked as a sports reporter and anchor in Syracuse, NY and Yakima, Wash.

A graduate of Syracuse University’s S.I. Newhouse School of Public Communications with a degree in broadcast journalism, Shroff was named 2024 North Carolina co-Broadcaster of the Year



Steve Smith Sr.
Color Analyst


Before retiring in 2017, Steve Smith Sr. played 16 seasons in the NFL, primarily with the Carolina Panthers. Smith, who grew up in Los Angeles, went on to become a five-time Pro Bowl selection, three-time All-Pro and one of the most productive wide receivers in NFL history. Smith played college football at Utah and was drafted in the third round of the 2001 NFL Draft.

Following 13 years in Carolina, he spent his final three seasons with the Baltimore Ravens. To date, he ranks eighth all time in the NFL with 14,731 receiving yards. Smith is also Carolina’s all-time leader in receptions, receiving yards and receiving touchdowns. His 1,031 receptions rank 12th in NFL history.

In 2013, Smith and his wife, Angie, founded the Steve Smith Family Foundation, which champions the cause of the voiceless and fearful, while working toward ending domestic violence. In November of 2016, they launched the Smith Family Wellness Center, a free medical and counseling clinic run by Project 658 that serves families in-need. “It’s not about taking and how much can you get for yourself,” Smith told the Charlotte Observer in 2017. “Life is about paying it forward to someone else.”

The Carolina Panthers Television Network consists of 13 television stations representing each of the major markets in North Carolina, South Carolina and Virginia.

STATION	AFFILIATE	LOCATION & MARKET
WJZY	FOX	Charlotte, N.C. (flagship)
WCSC	CBS	Charleston, S.C.
WLTX	CBS	Columbia, S.C.
WFXB	FOX	Florence/Myrtle Beach, S.C.
WFMY	CBS	Greensboro/Winston-Salem/High Point, N.C.
WRAL	NBC	Raleigh/Durham/Fayetteville, N.C.
WHNS	FOX	Greenville/Spartanburg/Anderson, S.C./Asheville, N.C.
WSFX	FOX	Wilmington, N.C.
WVEC	ABC	Tidewater/Outer Banks, N.C.
WDBJ	CBS	Roanoke, VA.
WITN	NBC	Greenville/New Bern, N.C.
WJCL	ABC	Savannah, GA.
WJBF	FOX	Augusta, GA.



Carlos Mauricio Ramírez
Play-By-Play

Carlos Mauricio Ramírez is an Emmy-winning bilingual sports anchor and play-by-play announcer with more than 20 years of experience covering the NFL, NBA, MLB, international soccer, and Olympic events across the U.S. and Latin America.

A native of Venezuela, Ramírez has built a reputation for compelling storytelling in both Spanish and English, with previous roles in Mexico, San Diego, and the Bay Area. He currently serves as a host and analyst for NBC Sports Bay Area and provides play-by-play commentary for Major League Soccer and DAZN's NFL Game Pass.

Known for his energy, versatility, and cultural fluency, Ramírez brings a dynamic voice to the Carolina Panthers broadcast team in 2025, where he will contribute across digital and on-air platforms while deepening the team's connection to its growing Hispanic fan base.



Ariana Figueroa
Color Analyst

A well respected bi-lingual sports journalist, anchor and reporter, **Ariana Figueroa** is a 10x Emmy sports award winner, who has been part of Telemundo's Sunday Night Football coverage for the last three seasons, taking part in as many Super Bowls.

Gaining access and interviewing the likes of Super Bowl Champions and Olympians, Ariana's smooth transition between Spanish and English has endeared her to pro-athletes, giving them the ability to share their stories and triumphs with the world in the two most widely spoken and understood languages. Her multi-cultural insights enriched her storytelling, making her a relatable and trusted voice for both Spanish and English-speaking audiences

Prior to being part of Telemundo's national network, Ariana spent several years in Dallas-Fort Worth Metroplex, joining Telemundo 39 in early 2017 as a sports anchor and journalist.

Following earning her degree at Northeastern University in Boston, Ariana started her on-air career at Univision Deportes in Miami, both as a line producer and reporter. This dual role gave her the opportunity to hone her behind the scenes ability, while also building her on-camera presence.

The Carolina Panthers Spanish Television Network consists of eight television stations representing major markets in North Carolina and South Carolina.

STATION	AFFILIATE	LOCATION & MARKET
WSOC	Telemundo	Charlotte, N.C.
WRTD	Telemundo	Raleigh, N.C.
WTGC	Telemundo	Greenville/New Bern, N.C.
WTWL	Telemundo	Wilmington, N.C.
WDKT	Telemundo	Greenville/Spartanburg, S.C./Asheville, N.C.
WTES	Telemundo	Columbia, S.C.
WZCH	Telemundo	Charleston, S.C.
WXIV	Telemundo	Myrtle Beach, S.C.



David Langton



Anish Shroff



Jim Szoke

OFFICIAL RADIO BROADCAST

Seven hours of Intense Game Day Programming Plus Live Coach's Show and Weekday Updates

PANTHERS STADIUM SHOW

10am-Noon WRFX 99.7 FM

For the most up-to-the-minute news from the Panthers and around the NFL, football fans tune into "The Panthers Stadium Show." Hosted by Jim Szoke, the award-winning countdown to kickoff provides a comprehensive preview and analysis of the Panthers and the day's game with tons of fun, special features, live player and coach interviews, college and pro football insiders and reports from around the League.

THE CAROLINA PANTHERS COUNTDOWN TO KICKOFF

Noon-1pm (Network)

The entire network joins in on the fun one hour before game time for "The Carolina Panthers Countdown to Kickoff." Jim Szoke puts the final touches on the preparations for the day's game. This hour of award-winning pre-game coverage includes exclusive interviews with head coach Dave Canales and Panthers players and up-to-the-minute updates from other NFL games.

GAME BROADCAST

1-4pm (Network)

The Panthers broadcast team brings you all the hard-hitting action of every Panthers game. Anish Shroff is joined by Jim Szoke, Kristen Balboni, Sharon Thorsland and a rotation of Panthers Legends including Jake Delhomme, Luke Kuechly, Jordan Gross, Kurt Coleman, Jonathan Stewart & Kevin Donalley. From the practice field to the playing field, your play-by-play team is with the Panthers every step of the way, each and every week.

PANTHERS POSTGAME SHOW

4-5pm (Network)

The Panthers Post Game Show is a fast-paced game recap with highlights, interviews, analysis and reports from around the League. Listeners get the first chance to hear the team's reaction to the game as your Panthers Broadcast Team conducts exclusive interviews with head coach Dave Canales and Panthers players from the locker room.

PANTHER TALK

6:05-7pm Monday (Network)

Join hosts Anish Shroff, Eugene Robinson and Jim Szoke, with interviews from head coach Dave Canales and other special guests from the Panthers and around the league every Monday night from 6:05-7:00 pm (Tuesday if the Panthers play on Monday night). Panther Talk can be heard on the Panthers Radio Network, the Team App or Panthers.com. Panther Talk airs from August 4th through the Monday following Carolina's final game.

PANTHERS UPDATES

Monday through Friday (Network)

Hosted by Anish Shroff, Jim Szoke and Sharon Thorsland, twice daily "Panthers Updates" keep you up to date on all the day-to-day activities of the Carolina Panthers. Panthers Updates air from August 4th through the Friday following Carolina's final game.

Listen to all of the exciting action on the Panthers flagship station WRFX 99.7 FM, the Team App and Panthers.com.

For a complete listing of all Carolina Panthers Radio Affiliates, visit the Carolina Panthers Website, www.panthers.com/news/radio.



Jaime Moreno
Play-By-Play



Antonio Ramos
Color Analyst

The Carolina Panthers Spanish Radio Network will take the airwaves for the 17th season in 2025.

Jaime Moreno returns in his role as the Voice of the Panthers in Spanish and will handle all play-by-play duties for the upcoming season. Jaime has covered the NFL and local sports on the radio for over 30 years and has become a favorite among Panthers fans for his animated style and unique ability to convey the excitement of the moment through the radio dial.

Antonio Ramos will once again serve as the Color Commentator on the broadcast. Antonio has covered the NFL extensively for over 10 years as a sports analyst and in 2020 joined the Panthers Spanish Radio booth, after spending the previous five years building the team’s radio network in Mexico.

The Carolina Panthers Spanish Radio Network will partner with Norsan Media as its Flagship station on WXNC 97.3 FM & 1060 AM in Charlotte, NC. A Current affiliate lists can be found at Panthers.com.


STATION	FREQUENCY	LOCATION & MARKET
WXNC	97.3 FM & 1060 AM	Charlotte, N.C.
WNOW	99.1 FM & 1030 AM	Charlotte N.C.
WZJY	95.5 FM & 1480 AM	Charleston, S.C.
WCEO	840 AM	Columbia, S.C.
WLLQ	1530 AM	Durham, N.C.
WBLO	106.9 FM & 790 AM	Greensboro, N.C.
WOLI	105.7 FM & 910 AM	Greenville-Spartanburg, S.C.
WSRP	95.9 FM & 910 AM	Jacksonville, N.C.
WLNR	1230 AM	Kinston, N.C.
WLLN	92.7 FM & 1370 AM	Lillington, N.C.
WRTG	1000 AM	Raleigh, N.C.
WREV	93.5 FM & 1220 AM	Reidsville, N.C.
WLSG	94.1 FM & 1340 AM	Wilimngton, N.C.
XHAL	107.7 FM	Veracruz, Mex.
XHOTE	95.7 FM	Chiapas, Mex.
XHOTE	95.7 FM	Tabasco, Mex.
XHTAN	101.3 FM	Hidalgo, Mex.
XHTAN	101.3 FM	San Luis Potosi, Mex.
XHOB	105.5 FM	Oaxaca, Mex.
XHOB	105.5 FM	Puebla, Mex.
XHOB	105.5 FM	Tlaxcala, Mex.
XHZUL	106.5 FM	Tamaulipas, Mex.
XERED	1110 AM	Mexico City, Mex.
XEFZ	660 AM	Monterrey, Mex.
XHGBO	92.1 FM	Monterrey, Mex.
XEDKT	1340 AM	Guadalajara, Mex.

SIR PURR

Sir Purr, the mascot of the Carolina Panthers and a beloved fixture of football in the Carolinas, enters his 31st season with the Panthers. Gifted with nimble paws, a great smile and one huggable belly, this cat is best known for his silly antics and creative skits that can be seen on game day and throughout the community.

Sir Purr has entertained crowds not only locally, but internationally as well, meeting numerous fans on multiple trips to Germany, performing at the Chinese New Year parade in Hong Kong, and visiting our armed forces in Djibouti, Kuwait and Bahrain.

Always keep a look out because you never know where this agile cat might pounce next.



THE TOPCATS

The TopCats serve as cheerleaders and ambassadors for the Carolina Panthers organization and are proud to join their alumni group in celebrating 30 years of the TopCats this season. An integral part of the game day experience, the TopCats interact with fans and cheer on the team from the sidelines at Bank of America Stadium. Outside of their role as cheerleaders, members of the TopCats also work in fields such as healthcare, banking, real estate, education and fitness. When they are not performing on Sundays, the TopCats invest countless hours at community appearances across the Carolinas and participate in various service projects throughout the regions.

BLACK & BLUE CREW

The Black & Blue Crew has been engaging and entertaining fans at Bank of America Stadium since 2013. This diverse group of men and women who comprise the Black & Blue Crew interact with fans before gates open out in the tailgating experience, as fans enter Bank of America Stadium and during the game to help keep Panthers fans energized and on their feet.



PURRCUSSION DRUM LINE

Feel the beat of the Carolina Panthers drumline—PurrCussion—featuring a combination of groove, chops, visuals, choreography and dynamics, PurrCussion is made up of talented snare, tenor, bass and cymbal players from across the Carolinas. This unique group of musicians come from diverse percussion backgrounds, disciplines and styles, ranging from university marching bands and drum corps to self-trained drummers. Members hold careers in a variety of distinguished professions including business, music education, accounting and finance.

The PurrCussion drumline is led by Jason Meyer, and Patrick McLean.

Jason Meyer, the PurrCussion Coordinator, oversees all musical and creative aspects of PurrCussion, as well as working full-time as a Creative Director for a local healthcare provider. Prior to his promotion as PurrCussion Coordinator, Jason served as the PurrCussion Assistant in 2016 and as the PurrCussion tenor section captain for three years prior to joining the staff. Beyond

his experience with PurrCussion, Jason has performed, taught and judged marching percussion for over 15 years, including competing in Independent World Class of Winter Guard International in 2007, marching for the App State Drumline throughout his college career and eventually instructing the App State Drumline for two years after his graduation from ASU.

Patrick McLean, the PurrCussion Assistant, oversees all developmental components of PurrCussion, as well as working full-time in law enforcement in South Carolina. He is entering his fifth season as the PurrCussion Assistant after three seasons performing as a bass drummer for the ensemble. He has previously marched with the Garfield Cadets/Cadets of Bergen County Drum and Bugle Corps from 1988-1991, winning a DCI World Championship and High Percussion Award in 1990. Patrick has served as a percussion instructor and arranger for numerous high school marching bands and both WGI Independent and Scholastic Indoor Drum Lines in North and South Carolina.

Build a family tradition one game at a time

Great games turn fans into family and amazing plays bring us closer.
Bank of America proudly joins the Carolina Panthers and their fans
in celebrating all the unforgettable moments that unite us.

What would you like the power to do?®



Official Bank of the Carolina Panthers

KEEP POUNDING ON OFFENSE. KEEP POUNDING ON DEFENSE. KEEP POUNDING ON SPECIAL TEAMS.
ON EVERY. SINGLE. PLAY. IT'S NOT JUST A MOTTO—IT'S A MINDSET.
RELENTLESS EFFORT. UNWAVERING COMMITMENT. EVERY PLAY. EVERY DAY.