



2025 CHICAGO BEARS

# MEDIA GUIDE



OUR 106<sup>TH</sup> SEASON

IN LOVING MEMORY  
FOREVER IN OUR HEARTS



KATIE NAGLE

1960 - 2024



Staff .....	4-159	Rookie Records .....	330
Staff Cover .....	4	Regular Season Records-Individual .....	331-345
Board of Directors .....	5	Regular Season Records-Team .....	346-358
Staff Directory .....	6-91	Playoff Records-Individual .....	359-361
Ownership & Executives .....	92-94	Playoff Records-Team .....	362-368
EVPS/SVPs .....	95-107	History .....	369-544
Coaches .....	108-141	History Cover .....	369
Football Operations .....	142-152	Historical Highlights .....	370-374
Staff .....	153-158	The Home of the Bears .....	375-379
Virginia & Katie Awards .....	159	Halas Hall .....	380-382
Players .....	160-294	Uniform History .....	383
Player Cover .....	160	Historical Biographies .....	384-386
Veterans .....	161-261	Hall of Famers .....	387-394
Players With Experience Cover .....	262	Annual Leaders .....	395-405
Players With Experience .....	263-272	Starting Quarterback Records .....	406
Rookies Cover .....	273	All-Time Draft Picks .....	408-419
Drafted Rookies .....	274-282	All-Time Roster .....	420-453
Undrafted Rookies .....	283-294	All-Time Trades .....	454-458
2024 Year in Review .....	295-319	All-Time Season Results .....	459-521
2024 Year In Review Cover .....	295	All-Time Series Results .....	522-537
Game Summaries .....	296-312	Awards .....	538-544
Team Stats .....	313	Additional Information .....	545-558
Defensive Stats .....	314	Additional Information Cover .....	545
Scoring Drives .....	315	Game Day at Soldier Field .....	546
Offensive Starters .....	316	Hallas Hall Media Access .....	547
Defensive Starters .....	317	International .....	548
Participation .....	318	Staley Da Bear .....	550
2024 Final Standings .....	319	Training Camp & Media Information .....	551
Records .....	320-368	Bears Care/In The Community .....	553-555
Records Cover .....	320	Sponsors .....	556
The Last Time .....	321-326	2025 Regular Season Schedule .....	557
Leaders .....	327-329	<b>Current Staff Headshots .....</b>	<b>561-576</b>



STAFF







**George H. McCaskey**  
Chairman



**Patrick McCaskey**  
Secretary



**Kevin Warren**  
President and CEO




**Brian J. McCaskey**  
Member



**Ed McCaskey Jr.**  
Member



**Ed L. McCaskey**  
Member



**Pat Ryan**  
Member



George H.  
**McCASKEY**  
**CHAIRMAN**

George Halas McCaskey became the fourth Chairman in Chicago Bears team history on May 5, 2011, following in the footsteps of his grandfather, George Halas, father, Edward W. McCaskey and brother, Michael.

George is one of the 13 grandchildren – and namesake – of George Halas, the founder and patriarch of the Chicago Bears. Like his brothers and sisters, he grew up around the Bears. His first part-time job, at age 14, was as an office assistant at the team's headquarters in Chicago's Loop. He later worked for several summers as a ball boy at Bears training camp, calling it one of the best experiences of his life.

George has worked to carry on the storied tradition of the Bears with a yearly goal of winning the NFL Championship, uphold the integrity and values established in the previous 104 years of the club and oversee the franchise's leadership role in the Chicagoland community. One of the club's recent developments and accomplishments has been the addition of the Bears Diversity, Equity and Inclusion department within the front office. Started in 2021, the DEI department continues to form an integrated approach to all DEI efforts that will permeate throughout the club while also advancing a culture of inclusivity and belonging resulting in more equitable outcomes.

Prior to his role as the club's Chairman, George previously served as the team's senior director of ticket operations, working in the ticket office for 20 seasons, joining the Bears in 1991 as ticket manager. He has been a member of the Bears' Board of Directors since 2004.

George attended Arizona State University, where he earned his bachelor's degree in Broadcasting in 1978, his law degree in 1981 and a Master of Laws (LL.M.) degree in 2021. He passed the Illinois bar exam in 1981, but now describes himself as a "recovering lawyer." He worked in television news in Phoenix, Peoria, Tulsa and Chicago, before serving as an Assistant State's Attorney in Lee County and DeKalb County, Ill.

In his spare time, George enjoys officiating youth baseball and soccer.





## Kevin **WARREN** **PRESIDENT AND CEO**

Kevin Warren was named President and Chief Executive Officer of the Chicago Bears on January 12, 2023, and formally assumed the role on April 17, 2023. In his role, Warren is responsible for all business operations and football operations, while also overseeing the team's transformative stadium development project.

Warren is the first Black President and CEO in club history and the first President and CEO hired from outside the organization. Warren succeeded Ted Phillips, who served in the same capacity since February 10, 1999, becoming just the fifth President in Bears history, following George S. Halas, George "Mugs" Halas, Jr., Michael McCaskey and Phillips.

Warren was honored at the 2025 NFL Women's Forum with the second-annual Buddy Teevens Forward Progress Award, presented to an individual who champions and advocates for the inclusion of women in football. NFL Women's Forum founder Sam Rapoport lauded Warren's progression and advancements, including assembling 'one of the most diverse leadership teams in sports,' since joining the Bears in 2023.

A veteran executive of 24 years in the NFL, Warren joined the Bears in 2023 after spending nearly four years as Commissioner of the Big Ten Conference. Warren served as the sixth commissioner in the 127-year history of the conference. He was the first Black leader to serve as commissioner of any Power Five conference. In his time with the Big Ten, Warren guided the conference to an expansion to 16 schools beginning in 2024, adding the University of Southern California and the University of California Los Angeles, as well as leading the negotiation of an unprecedented media rights deal that will generate over \$7 billion during a seven-year period, and generates \$1 billion annually. Warren also substantially increased the talent of color represented in Big Ten Conference office staff, introduced the first basketball media day that featured both men's and women's teams and players equally, created the Big Ten Equality Coalition, a nonpartisan group representing all 14 member institutions committed to combat racism, and developed a mental health and wellness cabinet.

Prior to his nearly four years at the Big Ten Conference, Warren served as the Chief Operating Officer of the Minnesota Vikings (2015-19), one of the most influential, progressive, and profitable periods in the organization's history. As COO of the Vikings, Warren oversaw all aspects of the business operations of the franchise. Warren, who spent a decade-and-a-half in Minnesota, joined the organization in 2005, and throughout his tenure, served in a variety of senior leadership capacities for the club.

While in Minnesota, Warren played a critical role in all business, financial, legal and operational aspects related to U.S. Bank Stadium and was involved in the design, construction, business, legal and operational components of the stadium which hosted Super Bowl LII. He also played a key role in the design, development and planning of Twin Cities Orthopedics Performance Center, the Vikings Headquarters in Eagan, Minnesota, in addition to the ancillary real estate development of Viking Lakes. Under Warren's leadership, the Vikings restructured the organization with an emphasis on promoting women to key executive positions.

Prior to working for the Vikings, he represented the Vikings' current ownership group, led by the Wilf Family, in their purchase of the team in 2005. In September of 2013, Warren was named a member of the NFL Committee on Workplace Diversity. Since joining the Bears in 2023, Warren has served as a member of the NFL's Diversity Committee.

Prior to his tenure with Minnesota, Warren served as Vice President of Player Programs & Football Legal Counsel for the St. Louis Rams from 1997-99, contributing to a franchise that secured a World Championship with a victory in Super Bowl XXXIV. Additionally, Warren held the roles of Vice President of Football Administration with the Rams (2000) and Senior Vice President of Business Operations & General Counsel for the Detroit Lions (2001-03).

For undergraduate studies, Warren attended the University of Pennsylvania in Philadelphia, playing basketball for the Quakers' 1981-82 Ivy League Championship team, before earning his undergraduate degree in Business Administration from Grand Canyon University in 1986, where he was a member of the basketball team. Following his graduation from Grand Canyon University, Warren attended Arizona State University, earning his Master of Business Administration in 1988, before attending the University of Notre Dame Law School, earning his Juris Doctor in 1990.

In recognition of his contributions on the basketball court, Warren was inducted into the GCU Athletic Hall of Fame in 2012.

Warren and his wife, Greta, currently reside in the Chicagoland area and have two children – daughter, Peri, and son, Powers.






Patrick  
**MCCASKEY**  
**SECRETARY**



Brian J.  
**MCCASKEY**  
**MEMBER**



Ed  
**MCCASKEY JR.**  
**MEMBER**



Pat  
**RYAN**  
**MEMBER**



## Ted CREWS

**SPECIAL ADVISOR TO THE PRESIDENT/  
CEO & CHIEF ADMINISTRATIVE OFFICER**

Ted Crews enters his second season as Special Advisor to the President/CEO & Chief Administrative Officer for the Chicago Bears in 2025.

In his role, Crews works closely with President and CEO Kevin Warren and the club's Executive Leadership Team on developing and implementing strategic operational procedures to advance the Chicago Bears, honoring the legacy and integrity of the storied franchise through exemplary representation in day-to-day proceedings. In his first season as a member of the Bears, Crews played a pivotal role in the development and evolution of various operations, including those in the football and business sectors, as well as stadium development.

Crews, with his experience, a forward-thinking outlook and a perspective developed over 27 years working in the National Football League, oversees all in-house content and production ventures, including the digital and social media arms of the Chicago Bears, brand initiatives and the club's corporate and football communications efforts. An award-winning figure over his two-plus decades in the NFL, Crews has been recognized on three separate occasions at the Fritz Pollard Alliance Foundation's *Salute to Excellence Awards* for his outstanding work and success as an African American in an executive position in the NFL.

Prior to joining the Bears in 2024, Crews spent 12 years leading all communications efforts for the Kansas City Chiefs, providing guidance and oversight throughout the development of his innovative and strategic communications operation. Crews, as spokesperson and primary contact on all communications efforts for the Chiefs, served as the liaison between the club and all levels of external media – local, national and international. Crews worked closely with Chiefs Chairman and CEO Clark Hunt, Head Coach Andy Reid, General Manager Brett Veach, President Mark Donovan and the club's key players on problem-solving measures and best practices, providing optimal representation of the club and brand. Crews oversaw numerous high-profile and progressive organizational projects during his time in Kansas City, including working with club executives on the development of the Chiefs' corporate communications arm, which led to unprecedented off-field success as the franchise achieved sustained prominence on the global stage.

Over his decade-plus in Kansas City, Crews led a staff that was instrumental in capitalizing on on-field success through their communications operation and strategy during a span that included three World Championships, four Super Bowl appearances, six-straight AFC Championship Game berths and eight-consecutive AFC West Division titles. Crews' leadership during the COVID-19 pandemic was pivotal, as the Chiefs were at the forefront of providing regular access to the club's players, coaches and executives, as the consistency provided by professional sports aided the world during a challenging time for all. Off the field, Crews implemented tactical and deliberate ventures for the betterment of the franchise and the club's impact on the surrounding community, starting with the development of a corporate communications department designed to better serve the needs of the club's budding business operations. In consultation and partnership with Donovan and the organization's leadership, Crews spearheaded the creation of the club's corporate communications department, an extension of his staff that provided publicity and support to all of the Chiefs' off-field ventures, including growth in the international market, guidance on publication and branding with prominent corporate partnerships and the hosting of world-class events at Arrowhead Stadium, such as concerts and World Cup matches that reach audiences of global proportions.

Crews joined the Chiefs after spending three seasons as the Senior Director of Communications for the St. Louis Rams (2009-11), where he served as the primary contact on all football matters for ownership, as well as the club's general manager and head coach, in addition to being the team's official spokesperson. Before his time with the Rams, Crews held the role of Football Communications Manager for the Atlanta Falcons from 2005 to 2008, a tenure during which he provided media support and organization for the general manager, head coach, coaching staff and full player roster.

Crews entered the NFL as an intern with the Carolina Panthers, gaining experience in the profession during his time as an undergraduate at South Carolina State University. Following two years as an intern, Crews spent five seasons as the Media Relations Assistant for Carolina (2000-04), learning under Charlie Dayton, former Panthers PR Director and Pro Football Hall of Fame *Awards of Excellence* honoree.

A proud graduate of South Carolina State University (1999), Crews was recognized with one of the school's highest honors in 2014, as he received the Distinguished Young Alumnus Award. Crews returned to his alma mater in 2024 to serve as the keynote speaker for the Fall 2024 Commencement Convocation, and was presented with an Honorary Doctorate from the university.

Additionally, Crews has also been invited by the NFL to help lead the league's Super Bowl communications staff on 10 occasions, in addition to numerous Pro Bowls.

Crews, a native of Columbia, Md., and his wife, Michelle, have three children – Tesdell Jacob IV, Olivia Celeste and Dean J. William.



Liz  
**GEIST**  
**EVP OF PEOPLE AND CULTURE  
& CHIEF HR OFFICER**

Liz Geist enters her 12th season as a member of the Chicago Bears in 2025. Geist was named to the newly created position of Executive Vice President of People and Culture & Chief Human Resources Officer on April 10, 2024.

Geist serves as a key strategic partner to President & CEO Kevin Warren, supporting a unified vision for organizational excellence, while building a world-class culture and developing strategies for sustained success.

Additionally, Geist leads the organization's Human Resources sector, focusing on creating a supportive and empowering workplace culture that enables employees to thrive. Geist collaborates with Warren and the Executive Leadership Team to align initiatives with strategic objectives, while fostering a culture of excellence and innovation.

Geist's journey with the Bears began in 2014, joining the organization as the sole member of the HR department. Over the past decade, Geist's visionary leadership and dedication have been instrumental in transforming the HR department into a robust team that serves the Bears. Her commitment to fostering a supportive and empowering workplace culture has left an indelible mark on the organization, solidifying its reputation as a leader in progressive HR practices within the sports industry.

Before her tenure with the Bears, Geist navigated through various industries, including non-profit and transportation and logistics. Her experiences in these diverse environments deepened her understanding of the often complex nature withing HR leadership. During this time, Geist developed her unique approach to fostering dignity, respect and humanity in the workplace, setting her on a trajectory towards success.

Upon joining the Bears, Geist was at the forefront of leading initiatives to standardize hiring processes, establish comprehensive professional development programs, and prioritize mental health support for all staff members. Geist's innovative approach and tireless advocacy have not only elevated the Bears' organizational culture and values but have also positioned the team as a trailblazer in progressive HR practices within the sports industry.

In addition, Geist made significant contributions to major projects for the Bears. Geist served on the design committee for the expansion and renovation of Halas Hall in 2019, leveraging insights gained from touring top-tier facilities with the general manager and architects to create what is now considered one of the best practice facilities in the NFL. Additionally, with the support of the CFO, Geist played a key role in establishing an office in downtown Chicago that better suited the needs of staff members and executives.

In 2023, the club selected Geist to participate in the NFL League of Leaders Executive Education Program at Stanford University.

Beyond her professional achievements, Geist serves on the Pro Sports Assembly's Board of Directors, remaining committed to the power of inclusivity and uniting as a force to create a strong, healthy, and fair future for the professional sports industry.



Karen  
**MURPHY**  
**EVP OF STADIUM  
 DEVELOPMENT & CHIEF  
 OPERATING OFFICER**

Karen Murphy enters her 26th season as a member of the Chicago Bears in 2025. Initially joining the Bears in 1999, Murphy serves as the organization's first-ever Executive Vice President of Stadium Development & Chief Operating Officer since being named to the position in 2024.

Murphy oversees the organization's transformative stadium development project, working closely with President & CEO Kevin Warren on creating, evolving and executing long-term, strategic objectives centered around building a transcendent, world-class stadium for Bears fans, while fostering a culture of innovation and excellence.

Murphy's leadership and counsel extend across critical areas, including finance and accounting, stadium and event operations, building operations, grounds, information technology, procurement and innovation. Murphy's strategic direction ensures coordination and alignment, which are integral to upholding the Chicago Bears' standard of excellence across the organization.

Throughout Murphy's 25-plus-year tenure with the Bears, Murphy most recently served as Senior Vice President of Business Strategy & Chief Financial Officer, helping to shape the organization's strategic direction while spearheading transformative initiatives. After joining the club in 1999 as a Controller, Murphy was promoted to Chief Financial Officer in 2002, before adding Senior Vice President of Business Strategy responsibilities in 2016. Over her time with the Bears, Murphy helped lead the execution of renovations at Soldier Field in 2003, as well as at Halas Hall in 2013 and 2019.

Murphy's visionary leadership has driven the club to leverage technology as a competitive advantage, integrating analytics into decision-making processes and prioritizing the recruitment, development and retention of world-class talent and systems.

Prior to joining the Bears in 1999, Murphy served as a Senior Auditor at Ernst & Young Global Consulting Services (1993-97) before joining The Walt Disney Company in 1997 as a Corporate Management Senior Auditor.

Raised in Sun Prairie Wis., Murphy graduated with a Bachelor of Business Administration Accounting from the University of Wisconsin-Madison.



Meka White  
**MORRIS**  
**EVP OF REVENUE & CHIEF  
 BUSINESS OFFICER**

Meka White Morris enters her second season as a member of the Chicago Bears in 2025. Morris joined the Bears as Executive Vice President of Revenue & Chief Business Officer in 2024. In this role, Morris oversees corporate partnerships, suites, ticketing, revenue optimizations, brand marketing and strategic planning.

Prior to joining the Bears, Morris served as the Executive Vice President and Chief Business Officer of the Minnesota Twins. Morris' key responsibilities were aimed at aligning and advancing the organization's revenue-generating platforms – inclusive of Twins baseball and Target Field, but also expanding beyond the ballpark and traditional industry boundaries. She had direct oversight of, and provided strategic guidance for, the club's efforts and initiatives in business intelligence and analytics, innovation, brand partnerships, ticketing, suites and premium inventory, marketing and communications, broadcast, game entertainment, and Target Field's non-baseball events.

An established sports and entertainment executive, Morris also built an extensive track record of success working in sales and marketing-focused leadership roles for LEARFIELD, Legends Hospitality, Live Nation Entertainment, the Charlotte Hornets (Bobcats), the Oakland Raiders and the Cleveland Cavaliers.

In addition to her professional achievements, Morris has actively contributed to various boards and organizations, including the YMCA of the North, the US Special Olympics, the Minneapolis Downtown Council, the Carlson School of Management Strategic Board and the Women's Presidents' Organization, among others.

A native of Boston, MA, Morris earned her B.S. in journalism and strategic communications from the University of Kansas, where she was a track and field athlete for the Jayhawks. Her late father, Boston Celtics legend Jo Jo White, had a stellar 12-year NBA career. He was a seven-time NBA All-Star and 1976 NBA Finals MVP, whose No. 10 jersey is retired by the Boston Celtics and was inducted into the Naismith Memorial Basketball Hall of Fame in 2015.

Meka, her husband, Shaun, and daughter, Malone Jo, reside in the Chicagoland area.





Tanesha  
**WADE**  
**EVP OF DIVERSITY, EQUITY  
 AND INCLUSION & CHIEF  
 IMPACT OFFICER**

Tanesha Wade enters her 13th season with the Chicago Bears in 2025 and was named Executive Vice President of Diversity, Equity, and Inclusion & Chief Impact Officer on May 1, 2024.

Wade works closely with President & CEO Kevin Warren and the executive leadership team to lead the continued development and execution of a comprehensive, community-centered DEI strategy for the Bears. Her work integrates Club principles across all organizational facets, from player and alumni relations to fan engagement and internal team dynamics. Wade collaborates with club leadership, alumni, advisory boards and various stakeholders to foster strategic partnerships, promote equity and inclusivity, grow access to youth sports locally and globally and amplify marginalized voices, ensuring organizational initiatives and mission-driven priorities resonate broadly to make a meaningful impact throughout our communities.

Through her leadership, the Bears will continue to champion enhanced efforts in local community outreach and engagement, charitable giving initiatives, supplier and partner diversification and inclusive opportunities for business accessibility and economic advancement. Wade and her staff focus on the development, strategic design and implementation of the organization's community engagement and social impact initiatives, overseeing the evolution and operation of key social justice efforts, player and alumni engagement and advancement of philanthropic efforts. Her team serves as a vital link across departments and between the organization and community stakeholders, ensuring that efforts align with the organization's mission, while fostering a sustainable impact.

Wade has been an integral member of the organization since 2013, initially serving as the Director of Events and Entertainment, where she was tasked with shaping and implementing the team's event, production and game presentation strategies. Wade ascended to the role of Senior Vice President of Diversity, Equity and Inclusion in 2021, where she was instrumental in developing the framework for the Club's diversity, equity and inclusion framework and foundational efforts.

Prior to joining the Bears, Wade spent five years at the University of Minnesota, overseeing stewardship events and premium seating program sales and service operations for the athletics department. In addition to her role, Wade is an adjunct professor at Northwestern University's School of Professional Studies, sits on the advisory board of Women in Sports and Events (WISE) Chicago, and serves as a mentor through Big Brothers Big Sisters.

A native of Des Moines, Iowa, Wade is a graduate of Oregon State University, where she was also a member of the women's basketball team.



Krista  
**WHITAKER**  
**EVP OF LEGAL AND BUSINESS  
 AFFAIRS & CHIEF LEGAL  
 OFFICER**

Krista Whitaker enters her second season as a member of the Chicago Bears in 2025. Whitaker was named the organization's Executive Vice President of Legal and Business Affairs & Chief Legal Officer on April 9, 2024.

In her role, Whitaker provides legal oversight and strategic guidance to the club and leads the organization's legal and security departments. Working closely with President and CEO Kevin Warren, Whitaker provides comprehensive legal counsel and support to the club, both in football and business operations.

Whitaker and her staff develop strategic, solution-based legal departmental operations to benefit the Chicago Bears and the organization's entities. Whitaker and her staff guide the organization through complex legal matters, ensuring alignment with the club's business objectives. Whitaker manages the club's day-to-day global legal department across all transactional, corporate, litigation, commercial, security and regulatory matters.

Prior to joining the Bears in 2024, Whitaker served as Vice President, Associate General Counsel for the Miami HEAT, providing strategic legal advice and counsel to support the organization's day-to-day operations, while also drafting and negotiating key financial sponsorship and media rights agreements, as well as naming rights agreements. Initially joining the franchise as Senior Associate Counsel, Whitaker was elevated to Vice President, Associate General Counsel prior to her second season with Miami.

Before her tenure with the HEAT, Whitaker practiced in New York City at Proskauer, a leading international law firm with a prominent sports law practice. At Proskauer, Whitaker had a broad-based corporate practice focusing on transactional, governance and general corporate matters with an emphasis on the sports, media and entertainment industries.

Whitaker has been recognized by her professional and personal achievements in the National Bar Association's *40 Under 40*, the *Nation's Best Advocates* list, *Legal 500's GC Powerlist for Miami*, *SBJ's New Voices Under 30* and as a *Rising Star in Sports* by Law360.

Whitaker also serves as an adjunct professor at the University of Miami School of Law, leading and inspiring aspiring law professionals, contributing to the program's Entertainment, Arts and Sports Law Program Advisory Board. Whitaker's commitment extends beyond her professional endeavors, as she actively contributes to legal education and serves her community.

A native of Fort Worth, Texas, Whitaker earned her undergraduate degree from Texas A&M University and her law degree from Stanford Law School.



Laura  
**ANDERSON**  
**SVP OF ADMINISTRATION &  
 CHIEF FINANCIAL OFFICER**

Laura Anderson enters her first season as a member of the Chicago Bears in 2025. Anderson was named Senior Vice President of Administration & Chief Financial Officer on March 24, 2025.

Anderson joins the Bears after most recently serving as the Chief Financial Officer and Treasurer for the Big Ten Conference, overseeing financial operations and strategic planning, ensuring financial stability during one of the most transformational tenures of the conference's storied history.

Anderson's role will encompass oversight of all financial, accounting and information technology operations involving the organization and will be instrumental in navigating an evolving economic climate and deploying technology as a competitive advantage for the advancement and progression of the Chicago Bears.

During Anderson's seven years with the Big Ten Conference, her leadership as Chief Financial Officer to the Office of the Commissioner and Treasurer to the Board of Directors served an integral role in the conference's operations, providing consistent, strategic guidance to the Big Ten's presidents, chancellors and athletic advisory entities. Before being elevated to Chief Financial Officer and Treasurer, Anderson provided senior-level management and prudent guidance as Senior Vice President and Controller, developing operational strategies during the pandemic and collaborating with senior leadership on the advancement and progression of the conference amid adversity.

Prior to joining the Big Ten Conference, Anderson supported ESI Consultants as a Senior Financial Consultant, leading the internal operations of the firm, beginning at the start-up level, after serving as an Audit Consultant for Chicago's Arthur Andersen LLP, working in the group's audit practice, contributing to the advising of clients, including multi-national and publicly-traded companies.

A graduate of the University of Illinois at Urbana-Champaign, Anderson is a member of the American Institute of Certified Public Accountants (AICPA) and the Illinois CPA Society, as well as Women Leaders in Sports and Women in Sports and Events.

In the Chicagoland community, Anderson is an active volunteer in the non-profit realm, honorably serving as a past President of the Junior League of Chicago and currently on the Board of Directors for the DuPage Children's Museum. In recognition of excellence and transformation at the Big Ten Conference and throughout Greater Chicago, Anderson was highlighted by Crain's Chicago Business, gaining recognition on the publication's Notable CFOs list of 2023.

A native of Illinois and a resident of Chicago, Anderson and her husband, Scott, are parents to two children – Emma and Ryan.



Tanya  
**DREESEN**  
**SVP OF STRATEGY AND  
 GLOBAL AFFAIRS & CHIEF OF  
 STAFF**

Tanya Dreesen enters her second season with the Chicago Bears in 2025, having been named Senior Vice President of Strategy & Global Affairs and Chief of Staff on March 8, 2024.

In her role, Dreesen plays a pivotal part in shaping the strategic direction and operational execution of major initiatives across the organization. Working closely with President & CEO Kevin Warren, Dreesen oversees a wide range of high-impact projects spanning business strategy, stadium development, premium experience innovation and executive operations, ensuring alignment within club's long-term vision, values and strategic imperatives.

Over the past year, Dreesen has led numerous initiatives that enhanced the Chicago Bears' presence on a local, national and international level. Dreesen oversaw marquee activations at tentpole events, such as the club's participation in the Pro Football Hall of Fame Game and HOF Enshrinement Weekend, as well as appearing in the International Series matchup in London. Dreesen worked closely with leadership, community partners and sponsors to drive top-tier engagements and strategic meetings. Internally, she co-authored the club's organizational strategy map and played a central role in operational planning, evaluation processes, and internal improvements.

Prior to joining the Bears, Dreesen spent 16 years with the Minnesota Vikings, most recently serving as Vice President of Partnership Activation, Events & Special Projects. She was part of the leadership team responsible for design and construction of U.S. Bank Stadium, overseeing the integration of all sponsorships and Founding Partnerships. She was instrumental in developing signature initiatives including the U.S. Bank Stadium art collection, the Vikings Voyage fan experience, the Legacy Brick (fan paver) program, and the iconic Legacy Ship sculpture. Dreesen was also responsible for securing and managing 3 major naming rights partnerships: Mall of America Field, U.S. Bank Stadium, and Twin Cities Orthopedics Performance Center. She directed the team that executed all fan and partner facing events and played a significant role in organizational milestones such as Business Summits, 3 International Series games in London, the successful bid for Super Bowl LII in 2018, and the creation of the team's 200-acre headquarters and practice facility.

Earlier in her career, Dreesen served in a Vice President role at the Denver Post and Rocky Mountain News, where she managed high profile sponsorship activations for local sports teams. She began her career in Toronto, Canada, with The Toronto Sun and later The Toronto Star, leading sponsorship and partnership initiatives for major art, music, multi-cultural and sports entities, including the Toronto Raptors and Toronto Blue Jays.

Dreesen graduated with honors in Advertising and Marketing from Sheridan College in Toronto, Canada. Dreesen is also a three-time medalist in rowing at the Edmonton World Masters Games and has competed internationally at World Rowing (FISA) events in Boston and Montreal.

Dreesen and her husband, Brian, have been married for 23 years and have two children – daughter, Libby, and son, Roman.



Scott  
**HAGEL**  
**SVP OF PUBLIC AND  
 GOVERNMENTAL AFFAIRS**

Scott Hagel enters his second season as Senior Vice President of Public and Governmental Affairs for the Chicago Bears in 2025. Initially joining the organization as an intern in 1996, this season will mark Hagel's 30th year of service with the organization.

In his role, Hagel works closely with President and CEO Kevin Warren on the club's relations with local and state government officials and agencies, as well as community leaders and industry stakeholders, to enhance the club's operations and support the evolving, transformative stadium development project. Hagel aids the organization's strategic oversight relative to stadium development, external affairs and regulatory community and governmental engagement.

Prior to his current role overseeing Public and Governmental Affairs, Hagel served as Senior Vice President of Marketing and Communications (2015-24). Over his 30 years with the organization, starting as an intern in 1999, Hagel ascended through the roles of Public Relations Assistant, then Assistant Director of Public Relations, before being named Director of Public Relations in 2000. Hagel was then promoted to Senior Director of Corporate Communications in 2004, before being elevated to Vice President of Communications in 2011.

During his tenure with the Bears, Hagel's contributions to the Chicagoland community extend to coaching local youth sports and serving as an adjunct lecturer at Northwestern University, where he has taught courses on Sports Public Relations and Crisis Management.

Hagel earned his bachelor's degree from Central Michigan University and an MBA from the Kellogg School of Management at Northwestern University.

Hagel and his wife, Charla, have two children - Kaylin and Sean.



Paul  
**NEURAUTER**  
**SVP OF OPERATIONS &  
 SUSTAINABILITY**

Paul Neurauter enters his eighth season with the Chicago Bears in 2025 and his second year as Senior Vice President of Operations and Stability.

Named to the newly established role of Senior Vice President of Operations and Sustainability, Neurauter works closely with President and CEO Kevin Warren on navigating complex logistical and procurement operations with data-driven, innovative and creative solutions, as well as providing design, planning, operations and sustainability guidance relative to the club's transformative stadium development project.

Joining the organization as Vice President of Operations in 2018, Neurauter has gathered over 25 years of experience in logistics, operations and supply chain management, as well as planning, procurement and transportation management, leading to his elevated role.

In his current role, Neurauter leads strategic planning efforts, champions operational efficiency and implements sustainable practices across the organization, playing an integral role in the club's advocacy for operational excellence and sustainability. Additionally, Neurauter provides oversight of facility operations, logistics optimization, procurement strategies and project management, all while prioritizing environmental and resource conservation. Neurauter provides strategic planning, process improvement and capability development across multiple functional areas, including facility operations, logistics, procurement and project management.

Prior to joining the Bears, Neurauter held several supply chain leadership roles at Kraft Heinz Company, Kraft Foods, Baxter Healthcare and Ingredion Incorporated, as well as aiding in global procurement and supply management for Abbott.

Neurauter's connection to the Bears began as an 11-year-old paper delivery boy for the Chicago Tribune, Neurauter was awarded tickets to a Bears game for selling the most new subscriptions.

Neurauter earned his undergraduate degree in Economics from Northern Illinois University and an MBA from Marquette University.

Neurauter and his wife, Amy, have two children – Logan and Lindsey.



Corey  
**RUFF**  
**SVP OF STRATEGY AND  
 ANALYTICS & CHIEF OF  
 STAFF**

Corey Ruff enters his second season as Senior Vice President of Strategy and Analytics & Chief of Staff of the Chicago Bears in 2025.

Ruff works closely with President and CEO Kevin Warren on administrative alignment, strategic planning and evaluating new business opportunities and growth across the organization.

In collaboration with departments across the organization, both in business and football operations, Ruff provides integral leadership and a strategic mindset to outline strategic organizational growth.

Elevating to the role of Senior Vice President of Strategy and Analytics & Chief of Staff in 2024, Ruff joined the organization in 2016 as Director of Business Analytics, an organic position derived from his previous experience with the National Basketball Association and in Major League Baseball where he focused on growing global fandom and optimizing club and league revenue.

Upon his appointment as Director of Business Analytics in 2016, Ruff implemented new and innovative, models to grow consumer engagement, modernize the club's technology, and enhance business operations and revenue generation, including the implementation of organizational performance indicators, competitive analyses, and measurement of strategic partnerships.

Prior to joining the Bears, Ruff held roles in the league offices and governing bodies of the NBA and MLB, serving in a consultative capacity to help teams grow their local revenue and fan bases through the use of analytical tools, models, and research methods.

Ruff's responsibilities with the National Basketball Association included analyzing league-wide consumer data to improve ticket sales and attendance forecasting accuracy. Following his tenure with the NBA, Ruff spent six years with Major League Baseball, elevating and fueling league- and club-profitability growth through analytical modeling of various consumer data.

A native of New Jersey, Ruff graduated from Lafayette College with undergraduate degrees in Economics, Business and Psychology, and is currently pursuing a Master of Liberal Arts and Management degree from Harvard University.

Ruff and his wife, Janine, have two children, supporting the Bears year-round.



John  
**TARPEY**  
**SVP OF SECURITY**

John Tarpey enters his 11th season with the Chicago Bears, and first as Senior Vice President of Security, in 2025.

Prior to being named Senior Vice President of Security in 2025, Tarpey spent the previous five years as Vice President of Security (2021-25) after joining the club in 2015 as Director of Safety and Security for the organization.

Tarpey works closely with President and CEO Kevin Warren, as well as the Executive Leadership Team and Football Operations, to best equip the organization with world-class security measures and protocols for the protection, enhancement and optimal operation of the organization.

In his role, Tarpey oversees all security operations involving the Chicago Bears and at Halas Hall. Tarpey's team is responsible for providing comprehensive security and safety services, supporting the day-to-day needs of the organization, including players and staff members from both football and business operations, as well as the club's facilities. Additionally, Tarpey's team provides strategic security and safety planning and operational logistics to protect the Chicago Bears.

A native of River Grove, Ill., Tarpey graduated from the Illinois State Police Academy and has 24 years of law enforcement experience to include stops as a detective with the Bensenville and Elmhurst Police Departments and the DuPage County Major Crimes Taskforce. Tarpey also worked as a Group Supervisor with the DuPage Metropolitan Enforcement Group, an undercover unit within the Illinois State Police.

Later in his police career, Tarpey was sworn in as a taskforce Officer with the Drug Enforcement Administration, Chicago Field Division. While at the D.E.A., Tarpey handled cartel level narcotics and currency interdiction cases. Prior to coming to the Bears, Tarpey spent time managing private security and asset protection internationally. Tarpey also served as the Director of Security for Power Distributing LLC.





Lee  
**TWARLING**  
**SVP OF FAN/**  
**GUEST EXPERIENCE AND STADIUM OPERATIONS**

Lee Twarling enters his 28th overall season with the Bears and second year as Senior Vice President of Fan/Guest Experience and Stadium Operations.

With over 30 years of experience in the National Football League, Twarling oversees all aspects of the fan and guest experience surrounding the organization, as well as leads operational elements surrounding Bears home games and the stadium logistics. Additionally, Twarling serves as the administrative lead for all training camp operations at Halas Hall.

Twarling works closely with President and CEO Kevin Warren to ensure an optimal fan and guest experience. Twarling and his staff develop thorough, comprehensive plans to connect the club and Bears fans to elevate the fan and guest experience, as well as assist with all operational and logistical needs.

Twarling entered the NFL with the Chicago Bears in 2001, serving as a Customer Service Representative. Following four years with the Bears, Twarling spent four years as Premium Suite Sales & Service Representative / Manager with the Denver Broncos (2004-07), before returning to the Bears in 2007 as the club's Director of Ticket Operations. Twarling was promoted to Senior Director of Ticket Operations in 2011, holding that role for six years, before elevating to Senior Vice President, Sales & Customer Relations in 2016.

In 2016, Twarling was named the second-ever recipient of the Virginia Award, an annual honor presented to a Bears employee who has demonstrated the characteristics and values of Mrs. McCaskey: grace, humility, loyalty and dedication. The Virginia Award recipient is an employee who epitomizes exemplary service to the team, business partners and fans, and exceeded the highest standards of achievement.

A native of Holdrege, Neb., Twarling earned his undergraduate degree in Sport Management from Nebraska Wesleyan University, where he was a four-year defensive back for the Prairie Wolves. Off the gridiron, Twarling was named an NAIA Scholar Athlete.

Following graduation from Nebraska Wesleyan, Twarling achieved an M.A. in Sport Management from Ohio State University, with a focus in ticketing and events.

Twarling and his wife, Erica, have three children – Madison, Logan and Colby.



Ryan  
**POLES**  
**GENERAL MANAGER**

**School:** Boston College  
**Hometown:** Canandaigua, N.Y.

Ryan Poles enters his fourth season with the Bears in 2025 after being named the club's seventh general manager in franchise history on Jan. 25, 2022. Upon his hire, Poles, embarked on an in-depth, comprehensive process to restructure the club's roster and develop all areas surrounding organizational culture and the football operation of the Chicago Bears. Poles was instrumental in striking a deal with the Carolina Panthers in advance of the 2023 NFL Draft, leading to a flurry of enhancements to the Bears' roster over the next two seasons. By acquiring Carolina's first-round pick, the Bears utilized the No. 1-overall selection of the 2024 NFL Draft to select quarterback Caleb Williams. Capitalizing on remaining draft capital, the Bears then selected wide receiver Rome Odunze with the ninth-overall selection, rounding out the first round of the 2024 NFL Draft with two top-10 selections. In the deal with Carolina, the Bears also acquired wide receiver DJ Moore, who has led the Bears in receiving yards during each of his two seasons in Chicago. Ahead of 2025, working with Head Coach Ben Johnson, Poles and his staff have continued to develop the roster via draft, free agency and trades.

During the 2024 season, rookie quarterback Williams set franchise rookie records across all major statistical passing categories. Williams' season included a string of 353 consecutive pass attempts without an interception, good for not only an NFL rookie record, but the fourth-longest single-season streak in NFL history. Fellow first-round rookie, Odunze, finished the season with the fourth-most receptions (61) and receiving yards (734) by a rookie in franchise history. While punter Tory Taylor, another member of the Bears 2024 draft class, set single-season franchise records in both gross (47.7) and net (41.6) punting average. On the defensive side of the ball, the Bears allowed touchdowns on just 46 percent of opponents redzone drives, the second-best rate in the NFL, while finishing top 10 in the NFL with 24 takeaways.

Poles comprised a roster in 2023 that helped lead Chicago with the league's top-ranked rush defense (86.4 yards per game) and finish the season with the No. 2 rushing offense in the NFL (141.1 yards per game). Defensively, the Bears ranked second in the league in fewest rushing touchdowns allowed (eight), putting forth a five-game span (Weeks 7-12) that the unit did not allow a single rushing touchdown. Conversely, Chicago's offense totaled the second-most first downs in the league (86). The Bears' four-win improvement from the 2022 season marked the largest year-over-year win improvement in over half a decade.

Poles and his staff oversaw a transition as the club went from from one of the oldest rosters in the NFL at the end of the 2021 season, to one of the youngest teams in the league. Holding the No. 1 pick entering the 2023 Draft, Poles struck a deal with the Carolina Panthers on March 15, which brought in wide receiver DJ Moore in addition to the No. 9-overall selection and the 61st-overall pick in 2023, as well as a 2024 first-round selection and a 2025 second-round pick. The roster additions continued in free agency as Poles and his staff acquired veteran contributors along the defensive front and among the linebacker corps to support the eventual top-ranked defense. The Bears completed their most notable in-season move ahead of the trade deadline in Week 9, acquiring defensive lineman Montez Sweat from the Washington Commanders via trade in exchange for a 2024 second-round pick.

With one of the youngest on-field rosters in 2022, the Bears posted a league-high 6,721 snaps from first-year players. Offensively, the club finished the 2022 season by setting a team rushing record with a league-best 3,019 rushing yards. Defensively, with the youngest on-field defense in the NFL, the club finished the season ranked among the top-10 in several categories: completions allowed (323, 6th), interception percentage (2.9 pct, 8th), interception yards (201, 9th) and fourth down conversions (six, 1st) to name a few. Chicago opened the 2022 season with several new pieces on the roster following a mix of trades, free agent signings and waiver claims. The Bears Week 1 roster featured 11 rookie debuts, the most by any team in the NFL int the 2022 season. The club's 2023 draft class also featured a large group with 10 total selections. The 2022-23 Bears draft classes were the first time since the start of the modern seven-round draft era that the Bears had consecutive classes with 10+ picks.

Prior to his arrival in Chicago, Poles spent 13 years within the front office of the Kansas City Chiefs, helping Kansas City comprise rosters that led to two Super Bowl appearances and a World Championship with a victory over the San Francisco 49ers in Super Bowl LIV. In his 13th and final season with the Chiefs in 2021, Poles was named the club's Executive Director of Player Personnel. Initially joining the Chiefs in 2009 as a Player Personnel Assistant, Poles demonstrated his development and ascension through the ranks with Kansas City through holding the roles of College Scouting Administrator (2010-12), College Scouting Coordinator (2013-16), Director of College Scouting (2017), Assistant Director of Player Personnel (2018-20), ultimately leading to serving as the Executive Director of Player Personnel in 2021, helping the Chiefs win their second-straight AFC Championship.

During his 13 years in Kansas City, the Chiefs captured seven AFC West division championships, as Poles oversaw all aspects of the college scouting across the country for the Chiefs while assisting with the pro personnel process and preparing for free agency. He also assisted General Manager Brett Veach with the coordination of the NFL Draft and overseeing the team's out-of-town area scouts. Poles was instrumental in helping the Chiefs land top draft prospects such as quarterback Patrick Mahomes and tight end Travis Kelce, who have gone on to receive multiple All-Pro recognitions. In 2021, the Chiefs tied for second in the NFL with six Pro Bowl selections in Mahomes, Kelce, wide receiver Tyreek Hill, offensive tackle Orlando Brown, defensive tackle Chris Jones and safety Tyrann Mathieu and tied for first in the NFL with seven selections in 2020. In total, from 2009-21, the Chiefs had 69 Pro Bowl selections with 28 different players.

Prior to joining the Chiefs, Poles served as a Recruiting Assistant at his alma mater, Boston College (2008-09). Upon culmination of his collegiate career, Poles signed with the Chicago Bears as an undrafted free agent in 2008.

The Canandaigua, N.Y., native played offensive tackle for five seasons for Boston College (2003-07), protecting former NFL quarterback Matt Ryan and playing alongside Bears Co-Director of Player Personnel Trey Kozol. Poles was honored with the Paul Cavanaugh Award in 2007 as the student-athlete with total commitment to football both on and off the field and for his dedication to volunteerism, ethics and community. He played his prep football at Canandaigua Academy in Canandaigua, N.Y.

Poles also was named to two '40 Under 40' lists in the past five years: Ingram's Magazine in 2019 and by The Athletic in 2021. He graduated from Boston College in 2007 with a degree in communications. He and his wife, Katie, have two children: Mason and Jordyn.

ALL-TIME BEARS GENERAL MANAGERS

YEAR	NAME
1963-74	George S. Halas Jr.
1974-83	Jim Finks
1983-87	Jerry Vainisi
2001-12	Jerry Angelo
2012-14	Phil Emery
2015-21	Ryan Pace
2022-Present	Ryan Poles



Ian  
**CUNNINGHAM**  
**ASSISTANT GENERAL MANAGER**

Ian Cunningham enters his third season in Chicago in 2024 after being named Assistant General Manager on Jan. 29, 2022.

Over his first two seasons with the Bears, serving as the top lieutenant to General Manager Ryan Poles, the Bears' personnel staff embarked on a comprehensive and strategic restructuring of the roster, as well as a development of processes throughout the football operations department. With foundational processes in place, the Bears completed a four-win improvement turnaround from 2022 to 2023. Chicago owned the league's top-ranked rush defense (86.4 yards per game), allowing the fewest rushing first downs in the league (88) and finished the season with the No. 2 rushing offense in the NFL (141.1 yards per game).

Prior to the 2023 season, the Bears completed a deal that granted Chicago with fortuitous draft capital for years to come, as well as wide receiver DJ Moore, who went on to lead the Bears with a career-best 1,364 receiving yards. That trade, ultimately, led to the No. 1-overall selection of quarterback Caleb Williams in the 2024 NFL Draft.

Entering 2024, Cunningham and the Bears' personnel staff extended All-Pro defensive back Jaylon Johnson, traded for six-time Pro Bowl wide receiver Keenan Allen and acquired a flurry of veteran players throughout free agency.

Cunningham arrived in Chicago with 14 years of NFL front office experience, having most recently served as Director of Player Personnel for the Philadelphia Eagles, a position he was promoted to at the beginning of the 2021 season. Prior to his promotion, Cunningham worked as the Assistant Director of Player Personnel (2019-20) and oversaw the college scouting department from 2017-18 as the Director of College Scouting.

A two-time Super Bowl Champion (XLVII and LII) as a member of the Baltimore Ravens' and Eagles' front office, Cunningham's NFL front office career began in 2008 when he was hired in Baltimore as a Player Personnel Assistant. After five seasons as an assistant, he worked as a Southeast Area Scout for the Ravens for two seasons (2013-14) before taking on additional responsibility as the Southeast/Southwest Area Scout from 2015-16.

As the Director of College Scouting during the 2017-18 seasons in Philadelphia, Cunningham was instrumental in both identifying and selecting several key members of the Eagles' current roster, including TE Dallas Goedert, CB Avonte Maddox, OL Jordan Mailata, DE Josh Sweat and undrafted free agent linebacker, T.J. Edwards. Collectively, the group has accounted for 236 games played and 138 starts over the past four seasons.

The 2019 season marked Cunningham's first as Philadelphia's Assistant Director of Player Personnel, a promotion he held for two seasons before the club named him Director of Player Personnel at the start of the 2021 season. The Eagles' 2021 Draft class featured two Top-40 picks in Devonta Smith (1st, 10th overall) and Landon Dickerson (2nd, 37th overall). Both emerged as key contributors to the Philadelphia offense making a combined 29 regular-season starts. Smith appeared in all 17 games and made 16 starts, immediately becoming the team's top target with team-leading figures in receptions (64), receiving yards (916) and receiving touchdowns (10). Smith's 916 receiving yards also broke an Eagles rookie record, passing Deshaun Jackson's 912 receiving yards in 2008. Dickerson also proved worthy of being a top selection, making 14 starts on an offensive line that helped the Eagles average a league-best 159.7 rushing yards per game. Dickerson appeared in 859 offensive snaps and allowed just two sacks on the season.

Prior to joining the front office ranks, Cunningham was an offensive lineman who signed with the Kansas City Chiefs in 2008 as an undrafted free agent. He graduated from the University of Virginia in 2007 with a bachelor's degree in psychology, before going on to earn his master's in education in 2008. A four-year letter recipient for the Cavaliers, Cunningham tallied 31 starts and earned honorable mention freshman All-America accolades from Rivals.com as well as ACC All-Freshman Team recognition from The Sporting News.

Cunningham is originally from Carrollton, Texas, where he attended Hebron High School. The high school standout earned numerous all-state and all-area honors and participated in the 2003 U.S. Army All-American game. He and his wife, Justine, have three children.





Jeff  
**KING**  
**SENIOR DIRECTOR OF PLAYER PERSONNEL**

Jeff King enters his 10th season in Chicago and his first as Senior Director of Player Personnel in 2024.

Prior to being elevated to his current role, King spent the last two years serving as Co-Director of Player Personnel, helping the personnel department implement strategic practices related to roster construction and the enhancement and development of football operations. As a result, the Bears experienced a four-win improvement in 2023 compared to the season prior, while ranking among the league's leaders on both sides of the ball. Last season, Chicago owned the league's top-ranked rush defense (86.4 yards per game), allowing the fewest rushing first downs in the league (88) and finished the season with the No. 2 rushing offense in the NFL (141.1 yards per game).

King also supported a personnel department that made the decision to acquire eventual Pro Bowl defensive lineman Montez Sweat in-season before the 2023 trade deadline, as well as orchestrated a trade with the Carolina Panthers in advance of the 2023 NFL Draft that netted prominent draft pick compensation for years to come, as well as wide receiver DJ Moore who went on to lead the Bears with a career-high 1,364 receiving yards in 2023.

King's promotion to Co-Director of Player Personnel comes after spending the 2020-2021 seasons as Director of Pro Scouting with the Bears. After spending the 2015 season as a Scouting Intern for the Bears, King was hired full-time in 2016 as a Pro Scout before being elevated to Assistant Director of Pro Scouting in 2019. Over his decade with the Bears, King has been involved with the acquiring or retaining of players who went on to earn 13 total All-Pro selections and accumulate 20 cumulative Pro Bowl nods with Chicago.

A two-time All-ACC selection at Virginia Tech, King was selected by the Panthers in the fifth round of the 2006 NFL Draft. Displaying athletic versatility, King also spent one season on the basketball team at Virginia Tech, appearing in 16 games on the hardwood for the Hokies in the 2004-05 season. King contributed a season-high 21 minutes, adding seven points and four rebounds, in VT's upset over No. 7-ranked Duke.

The Pulaski, Va., native played seven seasons in the NFL, spending his first five in Carolina, followed by two with the Cardinals, appearing in 108 games (84 starts) and totaling 156 receptions for 1,323 yards (8.5 avg.) and 12 touchdowns.





Trey  
**KOZIOL**  
(with Bears)  
**DIRECTOR OF PLAYER  
PERSONNEL**

Trey Koziol enters his first season as Director of Player Personnel with the Bears in 2024 after joining the club as Co-Director of Player Personnel in 2022.

Over his last first two seasons with the Bears, Koziol and the personnel department have implemented strategic practices related to roster construction and the enhancement and development of football operations. As a result, the Bears experienced a four-win improvement in 2023 compared to the season prior, while ranking among the league's leaders on both sides of the ball. Last season, Chicago owned the league's top-ranked rush defense (86.4 yards per game), allowing the fewest rushing first downs in the league (88) and finished the season with the No. 2 rushing offense in the NFL (141.1 yards per game).

Koziol also supported a personnel department that made the decision to acquire eventual Pro Bowl defensive lineman Montez Sweat in-season before the 2023 trade deadline, as well as orchestrated a trade with the Carolina Panthers in advance of the 2023 NFL Draft that netted prominent draft pick compensation for years to come, as well as wide receiver DJ Moore who went on to lead the Bears with a career-high 1,364 receiving yards in 2023.

Upon returning to the Chicagoland area, Koziol brought over a decade of NFL front office experience to the Bears, most recently serving as the Director of College Scouting for the Kansas City Chiefs in 2021. Prior to his promotion, Koziol worked as a National Scout (2018-20) and Area Scout (2013-17) for the Chiefs. Over his nine seasons with Kansas City, Koziol and the personnel staff helped the Chiefs accumulate six AFC West Division titles, two AFC Championships and one World Championship after defeated the San Francisco 49ers in Super Bowl LIV in the 2019 season.

Before joining the Chiefs in 2013, Koziol spent four years as a Pro Scout for the Tennessee Titans (2009-12). He first began his NFL career in 2008, working as an intern for the Titans. With Tennessee, Koziol helped scout future Titans opponents and assessed talent in all professional leagues, including the NFL, the CFL and the AFL. He also helped coordinate free agent visits and tryouts and monitored NFL transactions.

A Hinsdale, Ill., native, Koziol attended Hinsdale Central High School before attending Boston College where he played tight end from 2003-07, playing alongside of General Manager Ryan Poles. Following his playing career, Koziol returned to Boston College, where he earned a bachelor's degree in history, serving the football program as a graduate assistant in 2008 before joining the Titans.







Matt  
**FEINSTEIN**  
**VP OF FOOTBALL  
ADMINISTRATION**

Matt Feinstein enters his first season as Vice President of Football Administration after five seasons as Director of Football Administration for the Chicago Bears.

Prior to joining the Bears in 2022, Feinstein spent seven years as an integral piece of the NFL's Management Council. Feinstein was promoted to Director of Labor Operations following tenures as a Manager (2016-18), then Senior Manager (2018-22), for the league's primary council of governance.

In his six years in a managerial role for the NFL Management Council, Feinstein constructed quantitative models of collectively bargained roster and salary rules, refined and improved models for time-sensitive analyses and distilled results into summaries for senior management within the NFL, as well as Club management and ownership.

Feinstein joined the NFL Management Council in 2015, serving as an Analytics Assistant. In his initial role, Feinstein executed League-wide player transactions, reconciled salary caps and ensured compliance with League rules. He also worked to identify trends in player transactions, roster management, player contracts and club spending, among other tasks.

A graduate of the University of Michigan (2010), Feinstein earned his bachelor's degree in mechanical engineering. Prior to the NFL, Feinstein spent six years at Lux Research in New York, where he worked as an analyst (2010-13) before his promotion to Senior Analyst for his remaining three years with the organization (2013-15).

While serving as a Senior Analyst for Lux Research, Feinstein began his career in sports, contributing as a writer to Bloomberg Sports (2013-14).

A native of Commack, N.Y., Feinstein and his wife, Mimi, have one daughter, Sophie.



Breck  
**ACKLEY**  
**DIRECTOR OF COLLEGE  
SCOUTING**

Breck Ackley enters his second season as Director of College Scouting for the Chicago Bears and his 14th season overall with the club.

Prior to his promotion, Ackley served as the Assistant Director of College Scouting, a position he took over before the 2022 season. Ackley initially joined the Bears in 2012 as an Area Scout, covering the middle of the country for two seasons before spending eight seasons in the Southwest region. In 2022, Ackley was one of 10 NFL Scouts honored with the inaugural BART Award, recognizing the NFL's top scouts.

Before transitioning his career to the personnel side, Ackley spent two seasons as a graduate assistant coach, first at his alma mater, Southern University (2010), followed by one season at Southeastern Louisiana University (2011).

Ackley was a standout punter and kicker at Southern University (Baton Rouge, La.) from 2003-06, where he graduated as the program's all-time leading scorer. As a senior, Ackley was named First-Team I-AA All-American by the American Football Coaches Association as a punter and chosen First-Team All-Southwest Athletic Conference as a kicker.

A native of Lake Charles, La. Ackley and his wife Amanda have three children – a daughter, Blair, and two sons, Rhett and Cameron.



D.J.  
**HORD**  
**DIRECTOR OF PRO SCOUTING**

D.J. Hord enters his second season with the Chicago Bears in 2025 serving as the Director of Pro Scouting.

Hord joined the Bears in 2024 after spending seven seasons on the personnel staff of the Seattle Seahawks. In his final season with Seattle, Hord served as the Assistant Director of Pro Personnel. Hord initially joined the Seahawks as a Pro Scouting intern in 2017, a position he held for two seasons, before spending four seasons (2019-22) as a Pro Personnel Scout.

Prior to the NFL, Hord spend 2013-17 as the Director of Football Operations at the University of Northern Iowa where he served the football program in a number of capacities, after spending 2012-13 as a graduate assistant, working with wide receivers and returners.

A native of Kansas City, Mo. Hord began his college playing career as a wide receiver for Notre Dame (2006-07) where he received and undergraduate degree. Following his graduation from Notre Dame, Hord finished his playing career at Northern Iowa (2008-09) while he earned his master's degree.



Francis  
**SAINT PAUL**  
**ASSISTANT DIRECTOR OF  
COLLEGE SCOUTING**

School: Northern Arizona University

Hometown: Los Angeles, Calif.

Francis Saint Paul enters his second season as Assistant Director of College Scouting for the Chicago Bears, and his 14th season overall with the club.

Saint Paul joined the Bears as an Area Scout in 2012, before being elevated to National Scout in 2016, Senior National Scout in 2022, then to his current role in 2024. Before joining the Bears, Saint Paul spent five seasons at his alma mater, Northern Arizona University, on the coaching staff. Saint Paul commenced his career as a graduate assistant in 2007, before earning a full-time role the following spring, working primarily with wide receivers.

After being drafted by the St. Louis Rams in the sixth-round of the 2001 NFL Draft, Saint Paul spent three seasons in the NFL with the Rams, Steelers, Jaguars and Panthers. Saint Paul's NFL career came after a standout career with Northern Arizona as a two-sport athlete. At the time of his graduation, Saint Paul ranked top-10 in receiving touchdowns, receptions and receiving yards in Lumberjack history. Along with his success on the football field, Saint Paul was a standout on the track winning the 2000 Big Sky Conference title in the 100-meter dash.

A native of Los Angeles, Calif., Saint Paul and his wife, Whitney, have two sons – Jalen and Jaxon.



Jeff  
**SHIVER**  
**EXECUTIVE SCOUT**



Brendan  
**REHOR**  
**NATIONAL SCOUT**



John  
**SYTY**  
**NATIONAL SCOUT**



Charles  
**LOVE**  
**PRO SCOUT**



Jake  
**PONIKVAR**  
**PRO SCOUT**



Tom  
**BRADWAY**  
**NORTHEAST AREA SCOUT**



Ryan  
**CAVANAUGH**  
**SOUTHEAST AREA SCOUT**



David  
**DUDECK**  
**SOUTHWEST AREA SCOUT**





Keith  
**EARLE JR.**  
**MIDLANDS AREA SCOUT**



Reese  
**HICKS**  
**WEST COAST AREA SCOUT**



Nick  
**PAPAGNO**  
**NFS SCOUT**



Ryan  
**WEESE**  
**MIDWEST AREA SCOUT**



Ashton  
**WASHINGTON**  
**PLAYER PERSONNEL  
COORDINATOR**



Mike  
**SANTARELLI**  
**EXECUTIVE DIRECTOR OF  
FOOTBALL TECHNOLOGY**



Richard  
**HILDEBRAND**  
**SR. DIRECTOR OF FOOTBALL  
TECHNOLOGY**



Ryan  
**HUBLEY**  
**FOOTBALL RESEARCH MANAGER**



Luke  
**ROGERS**  
**FOOTBALL DATA ENGINEER**



Andrea  
**WRIGHT**  
**FOOTBALL ADMINISTRATION  
AND ANALYTICS COORDINATOR**



Brent  
**SALAZAR**  
**CLYDE EMRICH DIRECTOR OF  
HIGH PERFORMANCE**



Blair  
**HITCHCOCK**  
**DIRECTOR OF SPORTS  
NUTRITION**



AJ  
**LAMB**  
**DIRECTOR OF SPORTS  
SCIENCE**



Adam  
**SUNDH**  
**ASSISTANT SPORT SCIENTIST**



Ben  
**JOHNSON**  
**HEAD COACH**

School: University of North Carolina  
Hometown: Asheville, N.C.

Ben Johnson was named head coach of the Chicago Bears on Jan. 21, 2025. Johnson is the 18th full-time head coach in the franchise's 106-year history, arriving in Chicago after leading one of the NFL's most prolific offenses with the Detroit Lions.

Johnson most recently served as Offensive Coordinator (2022-24) in Detroit, where his 2024 unit averaged a franchise-record 409.5 yards per game, helping the Lions average a league-high 32.4 points per game and accumulate 68 total offensive touchdowns – the most by any team in the NFL. Each of his three seasons coordinating Detroit's offense (2022-24), Johnson's group has finished in the top-five in the league in total offense each year, including a No. 2 ranking in 2024. Over the last two seasons (2023-24), no unit has averaged more points per game (30.1) or net yards per game (402.2) than Johnson's offensive unit with the Detroit Lions.

Following his promotion to Offensive Coordinator in 2022, Johnson helped the Lions secure eight wins out of their last 10 matchups to close out the year. One season later (2023), Johnson's group finished No. 3 in the NFL in total offense (394.8) and No. 2 in passing offense (258.9), finishing the season in the NFC Championship Game and as a finalist for AP NFL Assistant Coach of the Year. With the aid of Johnson's leadership of the offense, Detroit accumulated a franchise-record 15 regular-season wins in 2024, ranking No. 2 in the NFL in both total offense (409.5) and passing offense (263.3), while owning the third-best red-zone touchdown percentage (69.4 pct.) and fourth-best third-down conversion rate (47.6) in the league. Johnson spent six total seasons with the Lions, starting in 2019 in an Offensive Quality Control capacity, before being elevated to Tight Ends Coach in 2020, holding that role for two seasons. In his first seasons coaching the tight ends, Johnson's tutelage helped second-year TE T.J. Hockenson earn his first-career Pro Bowl selection after ranking top-five in the league in receiving yards (third), receiving first downs (third) and receptions (fourth) among tight ends.

Prior to Detroit, Johnson served seven seasons on the staff of the Miami Dolphins, working under three different head coaches. Over his seven years in Miami, Johnson worked in the capacities of Offensive Assistant (2012), Assistant Quarterbacks Coach (2013-15), Tight Ends Coach (2015), Assistant Wide Receivers Coach (2016-17) and Wide Receivers Coach (2018).

Working with the Dolphins wide receivers, Johnson aided a group that featured Pro Bowl WR Jarvis Landry who set a franchise-record with an NFL-best 112 receptions in 2017, one season after helping Miami secure 10 wins and reach the postseason. As Wide Receivers Coach in 2018, Johnson helped guide WR Albert Wilson to accumulate an average of 12.9 yards after catch, the second-highest rate among all NFL players.

Prior to his time with the wide receivers, Johnson served as Assistant Quarterbacks Coach (2013-15), before being promoted to Tight Ends Coach following staff realignment in 2015. In 2014, QB Ryan Tannehill became just the second Dolphins passer to throw for 4,000 yards in a single season. Starting with the Dolphins as an Offensive Assistant in 2012, Johnson aided a unit that ranked fourth in the AFC in rushing touchdowns (15).

Johnson entered the coaching ranks as a Graduate Assistant at Boston College (2009-10), spending three years in Chestnut Hill, including the 2011 season as Tight Ends Coach.

A native of Asheville, N.C., Johnson was a walk-on quarterback at the University of North Carolina, earning degrees in mathematics and computer science. Johnson and his wife, Jessica, have three children – Emory, Kennedy and Halle.

**JOHNSON'S COACHING CAREER**

Year	Team	Position
2009-10	Boston College	Graduate Assistant
2011	Boston College	Tight Ends
2012	Miami Dolphins	Offensive Assistant
2013-15	Miami Dolphins	Assistant Quarterbacks
2015	Miami Dolphins	Tight Ends
2016-17	Miami Dolphins	Assistant Wide Receivers
2018	Miami Dolphins	Wide Receivers
2019	Detroit Lions	Offensive Quality Control
2020-21	Detroit Lions	Tight Ends
2022-24	Detroit Lions	Offensive Coordinator
2025-Present	Chicago Bears	Head Coach



## Dennis **ALLEN** **DEFENSIVE COORDINATOR**

School: Texas A&M University  
Hometown: Hurst, Texas

Dennis Allen joins the Bears in 2025 to coordinate Chicago's defense.

Allen enters his 30<sup>th</sup> season in the coaching profession with the Bears after most recently serving as the Head Coach of the New Orleans Saints (2022-24), having held the role of defensive play-caller for the Saints since the middle of the 2015 season, holding the role of Defensive Coordinator until his promotion to Head Coach of the Saints in 2022. In each of his final four full seasons calling the defense, the Saints were the only team to rank top-10 in points per game allowed every season.

A two-time NFL Head Coach, first with the Oakland Raiders in 2012, then again with the New Orleans Saints in 2022, six of his 23 NFL coaching seasons have been in a Head Coach capacity, with an additional eight seasons as a Defensive Coordinator. Over his 14 full seasons with the Saints, Allen contributed to six NFC South Division titles, including the 2009 season which culminated in a World Championship following a victory in Super Bowl XLIV.

Over his final four full seasons leading New Orleans' defense, including the last two as Head Coach, the Saints had three seasons finishing top-10 in total defense, including two seasons in the top-five (2020 and 2022), owning the second-best pass defense in the NFL in 2022 (184.4), his first season as Head Coach. Over his 23 years of coaching in the NFL, Allen has worked with 18 players who have combined for 36 Pro Bowl selections and has coached two AP NFL Defensive Rookie of the Year winners and three eventual members of the Pro Football Hall of Fame.

In 2023, Allen led a Saints defense that ranked No. 8 in the NFL in opponent points per game (19.2) and ninth in points per game (23.6), the Saints were one of five teams to finish in the top ten in both categories, helping guide the Saints to win four of their last five games, as the team turned in a 9-8 performance, narrowly missing a playoff berth. In addition to finishing eighth in the NFL in scoring defense, New Orleans ranked first in opponent third down and short percentage (40.7) and passes defended (99), tied for third in interceptions (18), ranked fourth in opponent third down percentage (34.5) and tenth in pass defense (207.3). Leading the charge defensively was LB Demario Davis, who led the team in tackles for the sixth consecutive season, was selected to his second consecutive Pro Bowl and voted an AP All-Pro for the fifth consecutive season.

In his first year as head coach of the Saints in 2022, Allen guided New Orleans to wins in three of their final four games and allow 20 or fewer points in the final eight contests of the season, including ten points apiece in each of the final three contests. Under Allen's supervision, New Orleans ranked second in the NFL in pass defense (184.4), fifth in total defense (314.8), tied for fifth in sacks (48), ranked sixth in opponent red-zone touchdown percentage (50.0) and ninth in scoring defense (20.3).

In 2021, his final season as defensive coordinator before being promoted to head coach, Allen's unit ranked first in the NFL in opponent red-zone touchdown percentage (43.5), finishing No. 2 in the league in opponent first downs (304) and opponent rushing first downs (84), respectively. New Orleans' streak of 22 regular season/postseason contests without allowing a 100-yard rusher at the end of the season was the longest in the NFL. With 25 takeaways and a plus-seven turnover ratio, Allen's defense was instrumental in leading the Saints to their fifth consecutive winning season. Allen handled Head Coach Sean Payton's head coaching duties in a December win over the Tampa Bay Buccaneers as Payton was sidelined due to COVID-19 protocols. Allen's 2020 unit finishing tied for first in interceptions (18), ranked fourth in opponent net yards per game (310.9) and opponent rushing yards per game (91.3), fifth in opponent net passing yards per game (217.0) and opponent points per game (21.1) and eighth in sacks (45). The 139 points given up on the road by New Orleans were the fewest in the NFL and the third-lowest total by the club since the start of a 16-game regular season schedule in 1978. New Orleans did not allow a 100-yard rusher until Week 14 of the season, marking an NFL record of 55 games (postseason included) of not giving up 100 yards to an individual.

The 2019 Saints ranked third in the league in sacks, recording 51 takedowns and finished fourth in run defense at 91.3 yards rushing per game. In 2018, the Saints boasted the second-best run defense in the NFL, allowing just 80.2 rushing yards per game and 3.6 yards per carry.

Allen coordinated a Saints defense in 2017 that finished third in the league in interceptions (20), tied for seventh in sacks (42) and ranked tenth in opponent points per game (20.4) after ranking 31st in 2016. Away from home, New Orleans surrendered only 18.3 points per game, tied for sixth in the NFL, with their 146 road points given up tied for the fifth-lowest total by the club since the start of a 16-game schedule in 1978. Allen oversaw a defense that featured first-team All-Pro DE Cam Jordan who posted 13 sacks and Lattimore, who led rookies with five interceptions and garnered AP Defensive Rookie of the Year honors, as both defenders earned Pro Bowl recognition. In 2016, Allen's group surrendered only 90.6 rushing yards per game over the final 13 weeks of the season, ranking sixth-best in the NFL over that period. After starting the 2015 season as the club's senior defensive assistant, Allen assumed coordinator duties in Week 11. As New Orleans rallied to win three of their final four contests, Allen's unit contributed to finishing strong as the defense surrendered 35.1 total net yards per game below the overall season average, including 25.1 fewer yards per game in stopping the run. New Orleans also held opponents to a season-low 17 points in two of the final four contests.

Prior to his return to New Orleans, Allen served as the Head Coach of the Oakland Raiders from 2012-14. In his second season at the helm, Allen guided a defense that recorded 38 sacks, 13 more than 2012. Allen's group limited opposing offenses to just five runs of 20-or-more yards, tied for the fewest in the league, and kept opponents to less than two yards per carry three times.

Allen spent the 2011 season as Defensive Coordinator of the Denver Broncos, leading a defense that propelled Denver to win the AFC West Division title and advance to the AFC Divisional Round with a win in the AFC Wild Card Round. The defense produced four Pro Bowl selections as rookie linebacker Von Miller joined CB Champ Bailey, S Brian Dawkins and DE Elvis Dumervil on the AFC squad. Miller set what was the team's rookie record with 11.5 sacks en route to AP NFL Defensive Rookie of the Year honors. The Broncos' 41 sacks marked the unit's most since 2000.

Allen spent five seasons with New Orleans as an assistant from 2006-10 before returning in 2015. His first opportunity leading an NFL position group arose in 2008 with the Saints, elevating from Assistant Defensive Line Coach (2006-07) to Secondary Coach (2008-10) in New Orleans. In his second season as Secondary Coach, Allen's tutelage with the defensive backfield helped the Saints finish the season as World Champions following a victory in Super Bowl XLIV.

Allen contributed to a defensive coaching staff that engineered significant improvement from 2009-10, when the club went 2-4 in the regular season, qualified for the playoffs both times and captured Super Bowl XLIV. Under Allen's direction in 2010, the Saints allowed an NFL-low 13 touchdown passes, while New Orleans ranked fourth in both opponent net yards per game (306.3) and pass defense (193.9) and fifth in opponent third down efficiency (34.5). Safety Roman Harper was selected to his second consecutive Pro Bowl and cornerback Jabari Greer recorded two interceptions with one brought back for a touchdown. In 2009, Allen tutored a secondary that played a key role in helping the Saints to the club's first Super Bowl victory. A revamped unit accounted for an NFL-high five interception returns for touchdowns and totaled 21 picks with two starters being selected to the Pro Bowl. Opposing quarterbacks managed a meager 68.6 passer rating against the Saints, which ranked No. 3 in the NFL. While serving as assistant defensive line coach from 2006-07, Allen helped develop a unit that ranked as one of the defense's strengths. During that stretch, the front four combined for 49.5 sacks, ten forced fumbles and ten recoveries.

Allen's first NFL coaching tenure occurred in 2002, where he spent the next four seasons aiding the defensive staff of the Atlanta Falcons in Defensive Quality Control and Defensive Assistant capacities, spending time working with secondary and the defensive line. In 2004, Atlanta led the NFL for the first time in club history with 48 sacks, and in 2002, Allen's first year with the Falcons, he assisted in coaching the

defensive backfield, as Atlanta tied for third in the NFL with 24 interceptions. Allen entered the coaching ranks at his alma mater, Texas A&M, as a graduate assistant in 1996, working with the defensive backs, before rising to Secondary Coach at Tulsa (2000).

A native of Hurst, Texas, Allen prepped collegiately at Texas A&M, starting each of the final 21 games of his career at safety for the Aggies. Following his collegiate career, Allen signed with the Buffalo Bills as an undrafted free agent, spending training camp with the club.

Allen and his wife, Alisson, have two children – Layla and Garrison.

ALLEN'S COACHING CAREER		
Year	Team	Position
1996-99	Texas A&M University	Graduate Assistant
2000-01	University of Tulsa	Secondary
2002-03	Atlanta Falcons	Defensive Quality Control
2004-05	Atlanta Falcons	Defensive Assistant
2006-07	New Orleans Saints	Assistant Defensive Line
2008-10	New Orleans Saints	Secondary
2011	Denver Broncos	Defensive Coordinator
2012-14	Oakland Raiders	Head Coach
2015	New Orleans Saints	Senior Defensive Assistant
2015-21	New Orleans Saints	Defensive Coordinator
2022-24	New Orleans Saints	Head Coach
2025-Present	Chicago Bears	Defensive Coordinator



Declan  
**DOYLE**  
**OFFENSIVE COORDINATOR**

School: University of Iowa  
Hometown: Iowa City, Iowa

Declan Doyle joins the Bears in 2025 as Offensive Coordinator.

Doyle assumes the role of Offensive Coordinator after most recently leading the tight ends group of the Denver Broncos (2023-24). This past season, Doyle's work with the Broncos tight ends served as a beneficiary for the development of rookie quarterback Bo Nix, as the Broncos reached the postseason after ranking top-10 in the NFL in points per game (25.0, 10th) and red-zone touchdown percentage (62.5, 7th). Doyle's first season in Denver included aiding Head Coach Sean Payton's staff that helped the Broncos secure the most wins by the franchise in a single season since 2016.

Prior to Denver, Doyle spent four years as an Offensive Assistant with the New Orleans Saints (2019-22). Over his four seasons with New Orleans, the Saints totaled a 41-25 (.621) record, securing NFC South Division titles in each of his first two seasons. Doyle supported an offense that totaled eight players being named to a combined 12 Pro Bowls over the four seasons.

Over his first two seasons in New Orleans, the Saints averaged 28.3 offensive points per game in the two-year span, the second-best rate among all NFL offenses. Doyle's assistance with the offense in 2020 helped New Orleans average 30.1 points per game, the fifth-best mark in the NFL, as the Saints amassed a league-leading 30 rushing touchdowns, setting a single-season franchise record. The Saints averaged 28.6 points per game in 2019, tied for the third-best rate in the NFL, owning the seventh-best passing offense in the league (265.3). New Orleans also ranked top-10 in the league in yards per play (5.92, sixth) and first downs per game (21.7, eighth), as the Saints turned the ball over just eight times on offense the entire season, the then-lowest single-season mark by an NFL team since the NFL-AFL merger in 1970 (Buffalo, 2024).

Prior to breaking into the NFL coaching ranks, Doyle spent three years as an Offensive Student Assistant at the University of Iowa (2016-18). Doyle's responsibilities included aiding Iowa's staff with practice execution and film breakdown of upcoming opponents for the preparation of the offensive staff. Over his three seasons on staff at Iowa, the Hawkeyes posted a combined 25-14 (.641) record and finished with a winning record in each season, participating in three-straight bowl games.

A native of Iowa City, Iowa, Doyle earned a bachelor's degree in business management from Iowa in 2018. Before transferring to Iowa, Doyle played baseball at Iowa Western Community College, where he was a team captain (2015).

DOYLE'S COACHING CAREER		
Year	Team	Position
2016-18	University of Iowa	Offensive Student Assistant
2019-22	New Orleans Saints	Offensive Assistant
2023-24	Denver Broncos	Tight Ends
2025-Present	Chicago Bears	Offensive Coordinator





## Richard HIGHTOWER SPECIAL TEAMS COORDINATOR

School: University of Texas  
Hometown: Houston, Texas

Richard Hightower enters his fourth season as the Chicago Bears special teams coordinator in 2025 and his fifth year overall in Chicago after previously serving as the club's assistant special teams coach in 2016. Hightower has 18 years of NFL coaching experience, including stops with the Houston Texans (2006-08), Washington Commanders (2010-13), Cleveland Browns (2014), San Francisco 49ers (2015; 2017-21) and Chicago Bears (2016; 2022-present).

Under Hightower's consistent leadership, three separate Bears received NFC Special Teams Player of the Week honors, marking the second time in franchise history that at least three separate individuals were recipients of the award in a single season. Hightower's group featured the continued success of K Cairo Santos, who set a new single-season franchise record with a career-high eight made field goals of 50-plus yards, highlighted by a game-winning 53-yard field goal in Week 18 to defeat the division-rival Packers in Green Bay. Rookie P Tory Taylor arrived and made his impact felt, as Hightower's leadership of the group helped Taylor set franchise records for both net punting average (41.6) and gross punting average (47.7) in a single season, finishing tied for fourth in the NFL with 34 punts downed inside of the opponent's 20-yard line. Taylor played a key role in the Bears victory over the Los Angeles Rams in Week 4, leading him to earning Player of the Week honors after dominating field position and putting the Bears defense in an advantageous position. His 55.4 yards per punt put the Bears in prime field position throughout the entirety of the game. Hightower also guided TE Cole Kmet (Week 6) and DB Josh Blackwell (Week 18) to earn NFC Special Teams Player of the Week honors. Blackwell logged the first punt returned for a touchdown by the Bears since the 2021 season, a 94-yard return score in Week 18 that tied for the third-longest punt return touchdown in team history. Kmet honorably fulfilled long-snapping duties in Chicago's Week 6 win over the Jaguars in London. Hightower's crew also secured two blocked punts in 2024, the most by any team in the league. The two blocked punts marked the first time that the club has had multiple blocked punts in a single season since 2008. The first blocked punt was returned for a touchdown by DB Jonathan Owens for the Bears' first touchdown of the year. The touchdown sparked momentum for the Bears to overcome a 17-point deficit in the third quarter. In Week 12 vs. Minnesota, Chicago recovered an onside kick in the fourth quarter, making Chicago's special teams unit the first team in the league to successfully recover an onside kick this season. In the return phase, Hightower guided a unit that featured WR DeAndre Carter handling return duties, registering a 31.9-yard kickoff return average, the second-highest rate in the NFL among all returners with at least 15 kickoff returns in 2024.

In 2023, the club saw a career-year from kicker Cairo Santos. He went 35-38 on field goals and 31-33 on extra points on the season and set the Bears single-season record for field goals. He also set career-highs in field goals made, points scored (136) and field goals made from 50+ yards (seven). Santos was named NFC Special Teams Player of the Month in November. In the return game the Bears finished top five in the NFC in kickoff returns (18, second), kickoff return yards (470, third) and kickoff return average (26.1, fourth).

In Hightower's first year as the Bears special teams coordinator, the Bears finished as one of the top special teams units across the league in several categories: they led the NFL in fewest penalties committed, were second in the NFL in special teams takeaways, second in the league in kickoff return average (fifth in drive start position), second in the NFL in opponent field goal percentage, third in the NFL in tackles inside the 20-yard line on kickoff while also posting the third-highest net punt average in Bears history.

Individually, Santos connected on 21-of-23 field goal attempts (91.3%). In doing so, he became the most accurate kicker in Bears history (min. 80 attempts), knocking in 78-of-87 (89.7%) field goals in a Bears uniform. Newcomer Trenton Gill finished the 2022 regular season logging 66 punts and compiled a 46.0 average (40.3 net). Gill's net average is the third-highest single-season net average dating back to 1920, and the 46.0 average was the fourth-highest single-season average in franchise history. In the return game, Jones showed growth as a kick returner, producing an average of 27.6 yards on 22 returns, good for the 12th-highest single-season kick return average in Bears history (min. 15 attempts).

Prior to his arrival in Chicago, Hightower spent the 2017-21 seasons in San Francisco as the club's special teams coordinator. During the 2021 season, the 49ers' special teams played a key role in the team's postseason run to the NFC Championship game. In the divisional round win at the Packers, Hightower's unit blocked a punt for a touchdown late in the fourth quarter to tie the game, and also converted on the game-winning field goal as time expired. They also blocked a field goal as time expired going into halftime to keep it a one-possession game. Then to open the second half, Deebo Samuel set the 49ers up with great field position with a 45-yard kickoff return.

Punter Mitch Wishnowsky had an outstanding year in 2021. He earned his second-career NFC Special Teams Player of the Week honor following Week 2 after his outing against the Eagles where he recorded two punts that pinned Philadelphia inside their own 10-yard line, neither resulting in points, and finished the day with five punts for 226 yards (45.2 average) with three landing inside the 20. He also earned NFC Special Teams Player of the Month honors for September. That month, Wishnowsky registered 11 punts for 515 yards (46.8 average), including a long of 59. Those 11 punts were returned for a total of only 19 yards and of his 11 punts, six landed inside the opposition's 20-yard line. Wishnowsky and special teamer Trenton Cannon also were named Pro Bowl alternates following the 2021 season.

From 2017-20, the 49ers kicking unit tied for second in the NFL in made field goals (124) and fifth in field goal percentage (88.6). In addition, San Francisco's punt coverage ranked second over that time span, holding opponent punt returns to an average of 6.2 yards per return.

In 2020, Hightower helped Wishnowsky record the ninth-most punts inside the 20-yard line (25) in the NFL while finishing in the top-12 in both net (41.6, 12th) and gross (46.9, 11th) average. Kicker Robbie Gould converted 19 of 23 field goals (82.6 percent) and earned NFL Special Teams Player of the Week honors in Week 12.

In 2019, Hightower led the 49ers special teams unit that had an average starting field position of the 32.1-yard line, ranking second in the NFL. San Francisco also held opponents to an average starting field position of the 24.7-yard line, which ranked seventh. Kicker Robbie Gould connected on 23 of 31 field goal attempts and finished the season with 110 points, marking his third-consecutive 100-or-more point season with the 49ers. He was also named Special Teams Player of the Month for December for the third-consecutive season since joining the 49ers in 2017. Wishnowsky registered a 44.9 punt average which ranked second among all rookies in franchise history (min. 20 punts) and wide receiver Richie James Jr. ranked seventh in the NFL in punt return average (8.0) and 10th in kickoff return average (21.4).

Under Hightower in 2018, San Francisco's special teams units flourished. Gould set the 49ers single-season franchise record for field goal percentage (97.1), as he connected on 33 of 34 field goal attempts and finished the season with 126 points. He also set the franchise record for most consecutive field goals made (33) and finished the season connecting on each of his final 23 attempts. Gould was named NFC Special Teams Player of the Month for December and was a two-time recipient of the NFC Special Teams Player of the Week Award (Week 2 & 15). Rookie James Jr. was named All-NFC kick returner by the PFWA as he averaged 25.2 yards per kickoff return, which ranked seventh in the NFL. James Jr. also registered the team's first kickoff return for a touchdown (97 yards) since 2011.

In 2017, the 49ers special teams units excelled under Hightower's guidance. In his first season with the 49ers, Gould had a career year, leading the NFL with a career-high 39 made field goals and finishing third in the NFL with a career-high 145 points. Gould's 39 made field goals were the second-most in a single-season in franchise history (K David Akers - 44 made field goals in 2011) and tied for the third-most in a single-season in NFL history. P Bradley Pinion set a career high with a 41.3 net punting average and the punt coverage unit ranked second in the NFL, allowing 4.2 yards per return. The 4.2 opponent punt return average was the eighth-best in the NFL since 2001.

As an assistant special teams coach with Chicago in 2016, the Bears kickoff coverage team finished seventh in the NFL in opponent drive



start average. Kickoff returner Deonte Thompson led the NFL in kickoff returns with 35 and ranked second with 810 yards. Punt returner Eddie Royal scored on a 65-yard touchdown on Monday Night Football against the Philadelphia Eagles, while cornerback Sherrick McManis led the Bears in special teams tackles and finished top 10 in the NFL, recording 13 stops.

In 2015, Hightower first joined San Francisco as an assistant special teams coach. That season, Hightower helped the 49ers punt coverage unit rank eighth in the NFL allowing just 6.4 yards per return, while working with rookie punter Bradley Pinion. Kicker Phil Dawson was 10th in the NFL with an 88.9 field goal percentage (tied for the fourth highest percentage of his 17-year career at the time).

Hightower spent the 2014 season working on offense in Cleveland assisting the wide receivers after working as an assistant special teams coach for four seasons in Washington (2010-13). With Washington, he worked under longtime special teams coordinator Danny Smith. Hightower also spent two seasons (2012-13) as the assistant defensive backs coach with Washington. Over his four seasons in Washington, they ranked third in the NFL in kickoff coverage, allowing just 21.2 yards per return, including leading the league in 2010 and 2011. Hightower's coaching on special teams helped linebacker Lorenzo Alexander lead the NFL with 21 special teams tackles en route to being named the NFC's special teams player in the Pro Bowl, in 2012. Hightower was also instrumental in the development of first-year kicker Kai Forbath, who broke an NFL record by hitting his first 17 field goal attempts and led the NFL with a 94.4 field goal percentage.

As assistant defensive back coach, Hightower helped the unit rank sixth in the NFL in interceptions (37) and tied for second in the NFL in interception returns for touchdowns (seven) over the two-year span. DeAngelo Hall led the NFL in defensive touchdowns (three). In 2012, Washington ranked first in the NFC in passes defended and had four returned touchdowns.

From 2006-08, Hightower was on Houston's coaching staff as a coaching assistant (2006-07) before being elevated to special teams assistant (2008). In Houston, he served under widely respected then-special teams coordinator Joe Marciano, who had more than 30 years of experience coaching special teams at the time. In 2008, Houston was 11th in the NFL in kickoff coverage (22.3 yards per return). Punt returner Jacoby Jones finished fifth in the NFL and second in Houston single-season annals with a 12.1 average, including a franchise single-season record two punt return touchdowns. Kicker Kris Brown set franchise records for points (124), field goals made (29) and field goal percentage (87.9). In 2007, the kickoff return unit featuring wide receiver's Jerome Mathis and Andre Davis became only the fourth team in NFL history to score four touchdowns on kickoff returns in a single season.

In between his time in Houston and Washington, Hightower spent the 2009 season as wide receivers coach at the University of Minnesota. Under his tutelage, wide receiver Eric Decker was named a First-Team All-Big Ten selection that season before being selected by the Denver Broncos in the third round (87th overall) of the 2010 NFL Draft.

A native of Houston, Hightower earned his bachelor's degree in marketing from the University of Texas where he was a three-year letterman and special teams standout for the Longhorns. He went to Austin as an academic scholar and later earned an athletic scholarship after walking on. Following his senior season, then-head coach Mack Brown and his staff voted Hightower the D. Harold Byrd Leadership Award winner.

Hightower and his wife, Lanet, have two sons, Jaxson and Kaden, and a daughter, Reagan.

HIGHTOWER'S COACHING CAREER

Year	Team	Position
2006-07	Houston Texans	Coaching Assistant
2008	Houston Texans	Special Teams Assistant
2009	University of Minnesota	Wide Receivers
2010-11	Washington Commanders	Assistant Special Teams
2012-13	Washington Commanders	Assistant Special Teams/Defensive Backs
2014	Cleveland Browns	Offensive Quality Control
2015	San Francisco 49ers	Assistant Special Teams
2016	Chicago Bears	Assistant Special Teams
2017-21	San Francisco 49ers	Special Teams Coordinator
2022-Present	Chicago Bears	Special Teams Coordinator



Antwaan  
**RANDLE EL**  
**ASSISTANT HEAD COACH /**  
**WIDE RECEIVERS**

School: University of Indiana  
Hometown: Riverdale, Ill.

Antwaan Randle El enters his first season with the Bears in 2025.

A two-time Super Bowl champion, both as a player (Super Bowl XL) and coach (Super Bowl LV), Randle El was a nine-year NFL veteran at wide receiver, appearing in over 150 career games (postseason included), before commencing his coaching career in 2019.

Randle El returns to his hometown of Chicago after spending the last four seasons leading the wide receiver group of the Detroit Lions. Over his four seasons with Detroit, Randle El contributed to two NFC North Division titles, while aiding in the development of a wide receiver group that featured eventual two-time AP First-Team All-Pro and three-time Pro Bowler Amon-Ra St. Brown.

In 2024, Randle El's aid of the Lions' offense helped Detroit average a franchise-record 409.5 yards per game, as the team averaged a league-high 32.4 points per game and accumulated 68 total offensive touchdowns – the most by any team in the NFL. Randle El's wide receiver group helped the unit own the No. 2 passing offense in the NFL (263.2), as Detroit's 7 drops over the entire regular season were the fewest by any team in the NFL and the fewest by any team since 2019 (Atlanta, 7). St. Brown earned his second-straight AP First-Team All-Pro acknowledgment and third-straight Pro Bowl nod, becoming just third player in NFL history to record at least 115 receptions and 10 receiving touchdowns in consecutive seasons, including a career-high 12 receiving scores in 2024.

Randle El's work in 2023 helped the Lions reach the NFC Championship game after finishing the regular season with the No. 2 passing offense (258.9) and No. 3 total offense (394.8) in the NFL. Under Randle El's tutelage, St. Brown became just the third Lions wide receiver to earn AP First-Team All-Pro honors after leading the NFL in 100-yard receiving games (nine) and tying for the second-most receptions by any player in the league (1009).

Over his first two seasons in Detroit, Randle El aided in the development of St. Brown, while also grooming a group that would eventually earn two-straight division titles. In 2022, the Lions' wide receiving corps finished top-10 in receptions (383), receiving yards (4,444), receiving first downs (228), receiving touchdowns (29), receptions of over 25 yards (35) and yards after catch (2,217). Under Randle El's direction, the Lions were one of five teams to have six players record over 350 receiving yards. Over the 2021-22 seasons, St. Brown tied an NFL record by producing at least eight receptions in eight-straight games. In their first season together, Randle El helped St. Brown set a team-record with six-straight games of at least eight receptions, becoming the first rookie in NFL history to do so.

Prior to Detroit, Randle El spent two seasons with the Tampa Bay Buccaneers (2019-20), working as an Offensive Assistant. In his second season, the Buccaneers defeated the Kansas City Chiefs in Super Bowl LV to claim his second World Championship, first as a coach. Over his two seasons with the Buccaneers, Randle El aided an offense that ranked No. 1 in the NFL in passing offense (307.8 yards per game) and totaled 119 offensive touchdowns, a league-high. He also worked Tampa Bay's wide receiver group, which featured WR Mike Evans securing over 1,000 receiving yards each season.

As a player, Randle El totaled 4,467 yards on 370 receptions (12.1 avg.) and 15 receiving touchdowns in 143 career games played (71 starts) in the regular season for the Pittsburgh Steelers (2002-05, '10) and with Washington (2006-09). In 2005, Randle El's career-high 15.9 yards per reception helped Pittsburgh reach the postseason, where he started all four postseason bouts for the Steelers en route to a World Championship by defeating the Seattle Seahawks in Super Bowl XL. Randle El, who added six passing touchdowns and six touchdowns via kickoff and punt returns, was selected by the Steelers in the second round of the 2002 NFL Draft.

Randle El, a former quarterback, prepped collegiately at Indiana University, earning first-team All-America and Big Ten Conference Most Valuable Player honors following his final season in 2001. Over his tenure in Bloomington, earned All-Big Ten honors on three occasions, leaving college as the FBS' all-time leader in rushing yards by a quarterback. A former Big Ten Freshman of the Year honoree, the annual award is now named after Randle El. Randle El also spent time on the basketball and baseball teams at Indiana, playing under Hall of Fame coach Bobby Knight on the hardwood. Randle El was inducted into the Indiana Athletic Hall of Fame in 2012.

Before entering the coaching ranks, Randle El served as the Athletic Director at Virginia Academy in Ashburn, Va., a Christian high school that he helped found.

A native of Riverdale, Ill., Randle El graduated from nearby Thornton Township High School in Harvey, Ill., and, in 1997, was selected by the hometown Chicago Cubs in the 14th round (424th overall) of the Major League Baseball Draft.

Randle El is married to his wife, Jaune, and they are parents to six children.

RANDLE EL'S COACHING CAREER

Year	Team	Position
2019-20	Tampa Bay Buccaneers	Offensive Assistant
2021-24	Detroit Lions	Wide Receivers
2025-Present	Chicago Bears	Assistant Head Coach / Wide Receivers



Matt  
**APONTE**  
**OFFENSIVE QUALITY CONTROL**

School: University of Iowa  
Hometown: Staten Island, N.Y.

Matt Aponte joins the Bears in 2025 as Offensive Quality Control.

Aponte most recently served as Offensive Coordinator / Quarterbacks at the University of San Diego (2023-24), where he was the youngest Offensive Coordinator in Division I FCS. Over his two seasons leading the Toreros offense, Aponte's unit averaged over 360 net yards per game, second-most in the Pioneer Football League. Over his two seasons as Offensive Coordinator, 14 Toreros earned all-conference honors.

Last season, Aponte coordinated a San Diego offense that featured QB Grant Sergent totaling a conference-best 26 passing touchdowns, as well as WR Ja'seem Reed, who was named PFL Offensive Player of the Year after totaling 77 receptions for 1,052 yards and 12 receiving touchdowns. USD reached eight wins, the most victories by the program in a single season since 2019. In 2023, his first season leading the offense, Aponte was integral in the development of true freshman QB Don Nankil, who was ultimately named a finalist for the Jerry Rice Award, presented annually to the most outstanding player in the FCS. On the ground, the RB Isaiah Williams averaged 108.6 yards per game, ranking top-10 in the nation. Aponte was elevated to Offensive Coordinator / Quarterbacks after spending two seasons as Tight Ends Coach at San Diego.

In advance of his second season as Offensive Coordinator / Quarterbacks, Aponte was named to Coaching Network's 30 Under 30 Class for 2024.

Prior to San Diego, Aponte spent seven seasons at the University of Iowa (2014-20). Starting as a Player Personnel Assistant in 2014, Aponte served as an Offensive Assistant for the Hawkeyes (2017-18) over the latter half of his undergraduate tenure. Following graduation, Aponte was promoted to Assistant Quarterbacks Coach in 2019, a role he would hold for two seasons. Over his tenure in Iowa City, Aponte helped the Hawkeyes claim 60 victories, three-straight bowl wins (2017-19) and a Big Ten West title (2015).

Over his career, Aponte has also accumulated experience as a Scouting and Operations Intern, working with the Kansas City Chiefs in advance of the 2015 and 2016 seasons.

A native of Staten Island, N.Y., Aponte earned a bachelor's degree in Sport and Recreation Management from Iowa in 2018.

APONTE'S COACHING CAREER		
Year	Team	Position
2014-16	University of Iowa	Player Personnel Assistant
2017-18	University of Iowa	Offensive Assistant
2019-20	University of Iowa	Assistant Quarterbacks
2021-22	University of San Diego	Tight Ends
2023-24	University of San Diego	Offensive Coordinator / Quarterbacks
2025-Present	Chicago Bears	Offensive Quality Control



J.T.  
**BARRETT**  
**QUARTERBACKS**

School: Ohio State University  
Hometown: Wichita Falls, Texas

J.T. Barrett joins the Bears' staff in 2025 as Quarterbacks Coach. A former All-Big Ten quarterback, Barrett has spent the last three seasons on the offensive staff of the Detroit Lions, most recently serving as Assistant Quarterbacks Coach (2023-24).

Barrett arrives in Chicago after helping the Lions' offense average a franchise-record 409.5 yards per game in 2024, averaging a league-high 32.4 points per game and accumulating 68 total offensive touchdowns – the most by any team in the NFL. The Lions, led by QB Jared Goff, ranked No. 2 in the NFL in both total offense (409.5) and passing offense (263.2), as Barrett's work with Goff helped the veteran QB reach single-season career-highs in passer rating (111.8), completion percentage (72.4) and passing touchdowns (37) in 2024. Barrett was elevated to Assistant Quarterbacks Coach in 2023, where he helped Goff lead the NFL in passing first downs (227), throwing for the second-most passing yards by any QB in the NFL (4,575). Under Goff's leadership, the Lions captured their first division title since 1993 and reached the NFC Championship Game for the second time in team history. Over his last two seasons as Assistant QBs Coach (2023-24), no unit averaged more points per game (30.1) or net yards per game (402.2) than the Lions.

Over his three seasons in Detroit, the Lions captured two NFC North Division titles, earning an NFC Championship Game berth in 2023 and reached a franchise-record 15 regular-season wins in 2024.

Barrett joined the Lions in 2022 as an Offensive Assistant, working under first-year offensive coordinator, and current Bears Head Coach, Ben Johnson, and helping Detroit secure eight wins out of their final 10 games to close out the year.

Prior to entering the coaching ranks, Barrett was a three-time First-Team All-Big Ten Conference quarterback at Ohio State, earning Big Ten Quarterback of the Year honors on three occasions, including the 2016 season where he was named Big Ten Most Valuable Player. Over his four seasons of action Ohio State (2014-17), Barrett started 44-of-50 career games at quarterback for the Buckeyes, totaling the 104 passing touchdowns, 147 total offensive touchdowns and 12,697 total offensive yards – all Ohio State and Big Ten Conference all-time records.

Barrett became the first-ever three-time team captain in Ohio State history and is the only quarterback from either Ohio State or Michigan to go 4-0 against their rival in the storied annual game. Barrett was named Big Ten Freshman of the Year, Big Ten Quarterback of the Year in 2014 and Heisman Trophy finalist, leading the Buckeyes to an 11-1 record, before sustaining an injury. Ohio State would go on to secure the first College Football Playoff National Championship.

Following his storied career at Ohio State, Barrett spent time with the New Orleans Saints (2018, '19), Seattle Seahawks (2019), Pittsburgh Steelers (2019-20) and Edmonton Elks of the CFL (2021-22).

Barrett is a native of Wichita Falls, Texas.

**BARRETT'S COACHING CAREER**

Year	Team	Position
2022	Detroit Lions	Offensive Assistant
2023-24	Detroit Lions	Assistant Quarterbacks
2025-Present	Chicago Bears	Quarterbacks



Eric  
**BIENIEMY**  
**RUNNING BACKS**

School: University of Colorado  
Hometown: West Covina, Calif.

Eric Bieniemy joins the Bears as Running Backs Coach in 2025.

With 25 years of coaching experience and two Super Bowl titles, Bieniemy arrives in Chicago after most recently serving as Assistant Head Coach and Offensive Coordinator at UCLA in 2024, following one season in a similar capacity with the Washington Commanders in 2023.

Prior to Washington, Bieniemy spent 10 seasons with the Kansas City Chiefs, five years as Offensive Coordinator (2018-22) following a five-season tenure coaching the running backs (2013-17). In his time with the Chiefs, Bieniemy oversaw the development of QB Patrick Mahomes, aiding a staff that propelled Kansas City to the postseason on nine occasions, claiming seven AFC West Division titles, appearing in five-straight AFC Championship Games with three trips to the Super Bowl, winning two World Championships with victories in Super Bowl LIV and Super Bowl LVII.

In his final season with Kansas City (2022), Bieniemy helped the Chiefs lead the league in scoring (29.2 points per game), tie a franchise record with 14 wins, secure the AFC's No. 1 seed in the postseason and win Super Bowl LVII, as Mahomes earned his second AP NFL Most Valuable Player award after setting a new career-high with 5,250 passing yards to lead the NFL. Paired with 41 passing touchdowns, Mahomes became the second player in NFL history (Drew Brees) to secure multiple seasons with 5,000-yard passing yards and 40-plus touchdowns. TE Travis Kelce had the second-most receiving yards of his career (1,338), tallying his seventh straight 1,000-yard season, an NFL record by a tight end. In 2021, Bieniemy continued to lead the Kansas City Chiefs offense to finish in the top five in multiple NFL categories including, third down conversion percentage (1st: 52.2), first downs (1st: 419), yards per game (3rd: 396.8), points per game (4th: 28.2) and offensive touchdowns (5th: 53) en route to the team's sixth-straight AFC West title. QB Patrick Mahomes continued to add to his NFL resume, adding 4,839 passing yards on 436 completions and 37 touchdowns. WR Tyreek Hill (111) and TE Travis Kelce (92) each finished the season with more than 90 receptions, marking the first time in franchise history that a pair of teammates each recorded 90+ receptions in the same season. The 2020 Kansas City Chiefs offense led the NFL in multiple categories including, net passing yards per game (303.4), yards per game (415.8) and first downs (397), capturing the club's fifth-straight AFC West title and second-straight Super Bowl appearance. Mahomes became the fastest QB to record 100 career passing touchdowns, doing so in just 40 games. TE Travis Kelce set an NFL record for a tight end with 1,416 receiving yards, extending his NFL record to five-straight seasons with at least 1,000 yards receiving. WR Tyreek Hill had 1,276 receiving yards and 15 touchdown receptions, tying the franchise record, while rookie RB Clyde Edwards-Helaire recorded 803 rushing yards finishing fourth among all rookies.

Under Bieniemy, the Chiefs finished the season with a World Championship, the team's first Super Bowl victory in 50 years. The Super Bowl champion Chiefs offense finished in the top-10 in total yards per game (379.2), passing yards per game (281.1), yards per play (6.22) and points per game (28.2). In his second year as the starter, Mahomes became the fastest quarterback in NFL history to reach 9,000 passing yards and 75 touchdowns, doing so in just 30 games. Kelce became the fastest TE to reach 500 career receptions in NFL history, and became the first TE in NFL history to record back-to-back 1,200 receiving yards seasons. Hill became the fastest wide receiver in Chiefs history to record 4,000 career receiving yards, tallying 4,054 receiving yards in 58 games. In his first year as offensive coordinator, Bieniemy oversaw one of the most prolific offenses in Chiefs history as the club finished 12-4 in 2018, earning its third-consecutive AFC West Division title en route to hosting the first AFC Championship Game in team history. Mahomes was named the AP NFL Most Valuable Player after passing for 5,097 yards and 50 touchdowns in just his first season as a starting quarterback. Kelce ranked second among NFL tight ends with 1,336 receiving yards, and Hill's 1,479 single-season receiving yards ranked first in Chiefs history.

Under Bieniemy's tutelage in 2017, rookie RB Kareem Hunt rushed for an NFL-best 1,327 yards, setting a Chiefs rookie record. From 2013-15, he mentored RB Jamaal Charles, who, in 2014, recorded 1,000 rushing yards for the fifth time in his career. Charles became the all-time leading rusher in franchise history and finished his Chiefs career with 7,260 career rushing yards. In 2013, under Bieniemy, Charles led the NFL in touchdowns (19) and first downs (104) and ranked second in yards from scrimmage (1,980 yards), recording the most receiving yards by a running back in Chiefs history, leading the AFC in rushing (1,287 yards).

Prior to returning to the NFL coaching ranks, Bieniemy spent two seasons (2011-12) at his alma mater, the University of Colorado, which was preceded by a tenure coaching running backs with the Minnesota Vikings (2006-10). In his five seasons with Minnesota, the Vikings produced a 1,000-yard rusher each year, while his stable of running backs broke the 100-yard mark 31 times in 80 regular season games. In 2006, he coached RB Chester Taylor, who rushed for 1,216 yards. The following season, Taylor and RB Adrian Peterson combined for 2,185 yards (1,341 by Peterson, who was All-Pro as a rookie). Peterson set a then-Vikings record with 1,760 yards in 2008, earning the Bert Bell Award as the Pro Football Player of the Year. Overall, Peterson totaled 5,782 rushing yards and 52 touchdowns in four seasons under Bieniemy's guidance.

Bieniemy elevated to the NFL ranks after three seasons as the running backs coach at UCLA (2003-05). While at UCLA, Bieniemy tutored former NFL RB Maurice Jones-Drew for three seasons at UCLA, where Jones-Drew earned Freshman All-America honors in 2003, before rushing for 1,007 yards in 2004 and earning consensus All-America honors as a kick returner in 2005.

Following his NFL playing career, Bieniemy served as an assistant at Thomas Jefferson High in Denver, prior to securing his first job as running backs coach with Colorado. In his first two seasons coaching the position, the Buffaloes ranked in the top-10 in the nation in rushing.

A second-round selection (39th overall) by the San Diego Chargers in the 1991 NFL Draft, Bieniemy would go on to play nine seasons in the NFL, appearing in 142 career games for the Chargers (1991-94), Cincinnati Bengals (1995-98) and Philadelphia Eagles (1999). In 1994, Bieniemy helped lead the Chargers to an AFC Championship and an appearance in Super Bowl XXIX.

The West Covina, Calif., native is married to his wife, Mia, and the couple have two sons, Eric III and Elijah.

**BIENIEMY'S COACHING CAREER**

Year	Team	Position
2000	Thomas Jefferson HS (Colo.)	Assistant Coach
2001-02	University of Colorado	Running Backs
2003-04	UCLA	Running Backs
2005	UCLA	Running Backs/Recruiting Coord.
2006-09	Minnesota Vikings	Running Backs
2010	Minnesota Vikings	Assistant Head Coach / Running Backs
2011-12	University of Colorado	Offensive Coordinator / Running Backs
2013-17	Kansas City Chiefs	Running Backs
2018-22	Kansas City Chiefs	Offensive Coordinator
2023	Washington Commanders	Assistant Head Coach / Offensive Coordinator
2024	UCLA	Assistant Head Coach / Offensive Coordinator
2025-Present	Chicago Bears	Running Backs



# Anthony BLEVINS

## ASSISTANT SPECIAL TEAMS

**School:** University of Alabama at Birmingham  
**Hometown:** Birmingham, Ala.

Anthony Blevins joins the Bears in 2025 in an Assistant Special Teams capacity.

Blevins brings 21 years of coaching experience, including a decade on NFL sidelines, to Chicago. Prior to spending a portion of the 2024 season with the Birmingham Stallions of the UFL, Blevins spent five years with the Arizona Cardinals (2013-17) as their Assistant Special Teams Coach, before a five-season tenure with the New York Giants (2018-22) in a variety of roles, working with the special teams units, linebackers and defensive backs over his tenure with New York.

Blevins aided a Birmingham Stallions defense that propelled the team to their third-straight league championship, first as a member of the United Football League. The Stallions started the 2024 season winning each of their first eight games, holding opponents to less than 20 points in each of their first five outings. Closing out the season strong, Birmingham's defense held the opposition again to less than 20 points in both postseason games, including a 25-0 shutout victory in the UFL Championship over the San Antonio Brahmas.

Over his five seasons with the Giants, Blevins occupied a variety of roles on New York's coaching staff. Bookending his tenure with the Giants in an assistant special teams capacity, Blevins transitioned to Assistant Defensive Backs Coach in 2020, before moving to tutor the linebackers in an Assistant Linebackers / Special Teams Assistant role in 2021. Returning to coach special teams for New York in 2022, Blevins aided a Giants team that made the postseason and defeated the Minnesota Vikings in an NFC Wild Card tilt to earn a berth in the NFC Divisional Round. In 2021, Blevins contributed to a linebackers group that featured LB Tae Crowder leading the team with 130 tackles, as rookie LB Azeez Ojulari set the franchise's rookie record with eight sacks. The Giants also held opponents to a league-low 17.8 yards per kickoff return, as Gano kicked a Giants-record seven field goals of 50+ yards. As Assistant Defensive Backs Coach in 2020, the Giants' pass defense jumped from 28th in the league in 2019 to a tie for 16th, as CB James Bradberry was selected to his first Pro Bowl after tying for second in the NFL with 18 passes defended.

Over his first two seasons with New York, the Giants were fourth and 10th, respectively, in the NFL in punt (9.8 yards) and kickoff (23.5 yards) return average, as his group led the league in 2019 by allowing an average return of just 18.1 yards per kickoff return and the punt coverage team was tied for fifth as opponents averaged only 5.7 yards a return. In his first season with New York, Blevins' unit featured K Aldrick Rosas, who was selected to the Pro Bowl and was named AP Second-Team All-Pro after making 32 of 33 field goal attempts. Blevins also helped mentor S Michael Thomas, who was selected to his first Pro-Bowl following the season.

Before his time with the Giants, Blevins spent five years with the Arizona Cardinals as a Coaching Assistant / Special Teams Coach. Blevins contributed to a staff that helped special teamer Justin Bethel get selected to three consecutive Pro Bowls (2013-15) after leading the team in special teams tackles each season. In 2013 and 2015, Bethel was named first-team All-NFL by the Pro Football Writers Association. All-Pro K Chandler Catanzaro tied the NFL record for the most consecutive field goals to begin a career (17) and established a franchise rookie record with 114 points in 2014. The following season, Catanzaro finished third in the NFL with 137 points, which was also the second-highest single-season total in franchise history. In 2017, Blevins coached rookie S Budda Baker, who was selected as the NFC special teams representative in the Pro Bowl. Baker led the Cardinals with 16 special teams tackles and was selected All-Pro by the AP and the Pro Football Writers Association.

Blevins spent the 2012 season as the Cornerbacks Coach at his alma mater, the University of Alabama at Birmingham, which followed three seasons at Tennessee State University (2009-11) where he coached special teams and tutored the cornerbacks. Over his tenure, Blevins also served as the Recruiting Coordinator at the University of Tennessee at Martin (2008), where he also led the cornerbacks group. Blevins entered the collegiate coaching ranks in 2005 at Mississippi State University, serving as a Graduate Assistant.

Returning to Chicago in 2025, Blevins previously took part in the NFL's Bill Walsh Minority Coaching Fellowship, spending time with the Bears in 2024 and 2008, as well as with the Cardinals (2010) and Indianapolis Colts (2011).

Blevins, who started his coaching career at Meadowcreek High School in Gwinnett, Ga., in 2003, played professionally for the Mobile Admirals of the National Football League (1999), the Birmingham Steeldogs of AFL2 (2000) and for the Birmingham Thunderbolts in the XFL from 2000-01.

A native of Birmingham, Ala., Blevins graduated from UAB in 1998 with a bachelor's degree in sociology and later earned a master's in instructional technology in 2006 from Mississippi State. In 2015, Blevins returned to Mississippi State, where he earned a PhD in instructional systems & workforce development.

### BLEVINS' COACHING CAREER

Year	Team	Position
2003-04	Meadowcreek H.S. (Ga.)	Secondary
2005-07	Mississippi State	Graduate Assistant
2008	University of Tennessee at Martin	Cornerbacks / Recruiting Coordinator
2009-11	Tennessee State University	Special Teams Coordinator / CBs
2012	University of Alabama at Birmingham	Cornerbacks
2013-17	Arizona Cardinals	Coaching Assistant / Special Teams
2018-19	New York Giants	Assistant Special Teams
2020	New York Giants	Assistant Defensive Backs
2021	New York Giants	Asst. LBs / Special Teams Assistant
2022	New York Giants	Special Teams Assistant
2023	Las Vegas Raiders (XFL)	Head Coach
2024	Birmingham Stallions (UFL)	Defensive Assistant
2025-Present	Chicago Bears	Assistant Special Teams



Zach  
**CABLE**  
**OFFENSIVE QUALITY CONTROL**

**School:** University of Idaho  
**Hometown:** Renton, Wash.

Zach Cable is in his third season with the Bears in 2025. Cable possesses seven years of coaching experience, including six seasons in the NFL. Prior to Chicago, Cable spent a year at Northern Colorado (2022) and had a four-year stint with the Raiders (2018-21). During the 2024 season, Cable worked primarily with an offense line that aided QB Caleb Williams to Bears rookie records across all major passing statistics. In 2023, Cable helped the Bears record 2,399 rushing yards on the season, ranking second amongst all NFL teams. Before joining the Bears, Cable worked as the outside linebackers coach at the University of Northern Colorado during the 2022 season. Prior to that, he gained his first years of NFL experience working as an offensive and defensive assistant with the Raiders from 2018-21, where he worked with the offensive line, tight ends and linebackers. In his final season in Las Vegas in 2021, the Raiders qualified for the playoffs for the second time since the 2003 season. Cable played defensive lineman at the University of Idaho. He graduated from Idaho with degrees in Organizational Sciences and General Studies with a minor in Psychology. He is the son of former NFL coach Tom Cable.

CABLE'S COACHING CAREER		
Year	Team	Position
2018	Las Vegas Raiders	Offensive Assistant
2019-21	Las Vegas Raiders	Defensive Assistant
2022	Northern Colorado University	Outside Linebackers
2023-Present	Chicago Bears	Offensive Quality Control



Kyle  
**DEVAN**  
**ASSISTANT OFFENSIVE LINE**

**School:** Oregon State University  
**Hometown:** Vacaville, Calif.

Kyle DeVan joins the Bears in 2025 as Assistant Offensive Line Coach.

DeVan, a former NFL offensive lineman who started at right guard for the Indianapolis Colts in Super Bowl XLIV, has spent over a decade coaching offensive fronts, most recently leading the offensive line at his alma mater, Oregon State University (2024).

Last season, DeVan led an offensive front featuring Gerad Lichtenhan, who was named the top offensive lineman in the conference, and Joshua Gray, who was selected to play in the East-West Shrine Bowl. DeVan's group helped the Beavers start the 2024 slate with four victories in their first five outings.

Prior to returning to Corvallis, DeVan spent one season as the Associate Head Coach / Offensive Line / Run-Game Coordinator at Charlotte (2023). With DeVan's leadership, the 49ers would go on to average over 145 rushing yards per game in 2023, as offensive lineman Kevin Williams earned All-American Athletic Conference recognition.

Before Charlotte, DeVan led the offensive line at the University of Colorado, where his front allowed just 23 sacks on the season, the second-fewest sacks allowed by any team in the conference.

DeVan spent one season as an Offensive Analyst at the University of Michigan (2021), working with the offensive line. With DeVan's aid, the Wolverines offensive front earned the Joe Moore Award, which is presented annually to the nation's top offensive line, helping pave the way for the program's first College Football Playoff berth, finishing the season ranked No. 3 in the nation. In 2021, all five regular starting offensive linemen for Michigan finished the season with All-Big Ten Conference honors.

Prior to Michigan, DeVan had a two-year tenure as Run Game Coordinator / Offensive Line Coach at the University of Arizona (2019-20). DeVan led the offensive line and coordinated the run game for the Wildcats, as the unit averaged over 170 yards per game rushing in 2019, third-best in the conference. DeVan's first opportunity to lead an offensive line group occurred in 2016 at Ball State University, a role he would hold for three seasons (2016-18), adding Assistant Head Coach responsibilities for the final two seasons.

Following his playing career, DeVan entered the coaching ranks at Oregon State in 2013, working with the tight ends group as a Graduate Assistant, before spending one season at the University of Southern California (2014) and serving as Assistant Offensive Line Coach with the New Orleans Saints in 2015.

DeVan appeared in 40 regular-season games (26 starts), as well as four postseason starts, along the offensive front for the Indianapolis Colts (2009-10), Philadelphia Eagles (2011) and Tennessee Titans (2012) after entering the league as an undrafted free agent with Washington in 2008. A four-year letter-winning offensive lineman at Oregon State (2004-07), DeVan capped his tenure with the Beavers with three All-Pac-10 Conference recognitions, earning second-team honors in 2006. Oregon State went 38-24 over his tenure in Corvallis, appearing in four bowl games. DeVan was twice nominated for the Rimington Trophy, which is awarded to the top center in college football.

A native of Vacaville, Calif., DeVan and his wife, Erin, are parents to two children – Bode and Lola.

**DEVAN'S COACHING CAREER**

Year	Team	Position
2013	Oregon State University	Graduate Assistant
2014	University of Southern California	Graduate Assistant
2015	New Orleans Saints	Assistant Offensive Line
2016	Ball State University	Offensive Line
2017-18	Ball State University	Assistant Head Coach / Offensive Line
2019-20	University of Arizona	Run Game Coordinator / Offensive Line
2021	University of Michigan	Offensive Analyst
2022	University of Colorado	Offensive Line
2023	Univ. of N.C. at Charlotte	Associate Head Coach / Offensive Line / Run-Game Coordinator
2024	Oregon State University	Offensive Line
2025-Present	Chicago Bears	Assistant Offensive Line





Jim  
**DRAY**  
**TIGHT ENDS**

School: Stanford University  
Hometown: Paramus, N.J.

Jim Dray enters his fourth season with the club in 2025.

Dray enters his eighth season overall in coaching, having made additional stops with the Arizona Cardinals (2020-21), Cleveland Browns (2019) and at his alma mater, Stanford University (2018).

In 2024, Dray led a tight end group that served as an outlet helping rookie QB Caleb Williams set Bears all-time rookie and franchise passing records. TE Cole Kmet led the group with 474 receiving yards on 47 receptions, 25 going for first downs and four touchdown grabs. Among tight ends in Bears history, Kmet moved to second in receptions (258), second in first down receptions (129, since 1994), third in touchdowns (19) and fourth in receiving yards (2,592). TE Mercedes Lewis continued to be a veteran presence, breaking the all-time NFL record for games played at tight end, finishing the season with 285 career games played.

In his second year coaching the tight ends, Dray's unit saw a career year from fourth-year tight end Cole Kmet. He accounted for 719 receiving yards on 73 catches (9.8 avg.) with six receiving touchdowns. His 719 receiving yards were the second-most among Bears pass-catchers in 2023. On the season, Kmet set career-highs in catches (73) and yards (719). His six touchdowns were his second most in a season in his career (7, 2022). Among all tight ends in the NFL in 2023, Kmet ranked tied for second in receiving touchdowns (6), tied for seventh in receptions (73), eighth in first downs (36) and ninth in receiving yards (719). Dating back to the start of the 2000 season among Bears tight ends, Kmet 2023 season ranked second in receptions and third in receiving yards, touchdowns and in first downs (33). All-time among Bears tight ends, Kmet ranks third in receptions (211), and fourth in touchdowns (15), first downs (104) and receiving yards (2,118). Veteran tight end Mercedes Lewis also provided leadership to the group in 2023. With his start against the Cardinals, Lewis passed Aaron Rodgers for most the starts by an active player (225). He is one of only three tight ends in NFL history to start 200+ regular season games and post 400+ receptions (436) (Gonzales & Witten). He also ranks first in games played (268) among active players. Against the Falcons in Week 17, Lewis caught his first touchdown of the season and 40th of his career. He had four catches for 29 yards with one touchdown in 16 games with four starts.

Dray completed his first season as the Bears tight ends coach in 2022, where he aided in the development of Kmet, who finished the season with a career-best seven touchdown receptions -- tied for the third-most among all tight ends in the NFL. Kmet's seven touchdowns were also the fifth-most touchdown receptions by a Bears tight end in a single season. He also led the team in receiving yards, totaling 544 yards on 50 catches (10.9 avg.).

Prior to his arrival in Chicago, Dray completed his second season in Arizona in 2021 as an offensive quality control coach. The Cardinals finished 11-6 during the 2021 season, good for second in the NFC West, and earned an NFC wild card berth. The Cardinals' offense finished fifth in the NFC in points per game (26.4) and fourth in yards per game (373.6).

Dray began his coaching career at his alma mater, Stanford, as an offensive assistant in 2018 prior to working as an offensive quality control coach with the Cleveland Browns in 2019.

An eight-year NFL veteran, Dray was selected by the Cardinals in the seventh round (233rd overall) of the 2010 NFL Draft out of Stanford. He also played with Cleveland (2014-15), Buffalo (2016) and San Francisco (2016). He appeared in 94 career games (38 starts) and finished his career with 56 receptions for 605 yards (10.8 avg.) and three touchdowns.

Dray started 39 career games at Stanford and had 41 receptions for 455 yards and seven touchdowns, earning second-team All-Pac 10 honors as a senior while helping the Cardinals finish 11th in the nation in rushing yards per game that season (218.2).

A native of Paramus, N.J., Dray was named first team All-Bergen County, All-North New Jersey, all-league, as well as second-team All-State as a junior and senior at Bergen Catholic (Oradell, N.J.) High School. He finished his prep career with 66 receptions for 786 yards and five touchdowns, earning MVP honors in the 2003 state championship game.

Dray and his wife, Kelly, have a daughter, Leighton.

DRAY'S COACHING CAREER		
Year	Team	Position
2018	Stanford University	Offensive Assistant
2019	Cleveland Browns	Offensive Quality Control
2020-21	Arizona Cardinals	Offensive Quality Control
2022-Present	Chicago Bears	Tight Ends



Jeremy  
**GARRETT**  
**DEFENSIVE LINE**

**School:** Ole Miss University  
**Hometown:** Senatobia, Miss.

Jeremy Garrett enters his first season with the Bears in 2025.

A coaching veteran of over 15 years at the NFL, collegiate and high school levels, Garrett arrives in Chicago to lead the defensive line group after most recently serving as the Defensive Line Coach for the Jacksonville Jaguars in 2024.

Last season, Garrett's work with the Jaguars front yielded immediate results, as DE Travon Walker totaled a career-high 10.5 sacks to lead the unit, as DE Josh Hines-Alen registered his fourth-straight season with at least 10 tackles for loss, the longest streak in franchise history, and DT DaVon Hamilton graded out as one of the best run defenders in the NFL. In a Week 5 win over Indianapolis, Walker collected a career-high three sacks, before logging the fourth-longest fumble recovery for a touchdown by a defensive lineman in club history (35 yards) in Week 9. At season's end, Hines-Alen reached 63 career tackles for loss, setting the all-time franchise record.

Prior to Jacksonville, Garrett spent two seasons at the collegiate level, first leading the defensive line at Liberty University (2022), before joining the staff at Auburn University (2023) as Defensive Line Coach for the Tigers. At Liberty, Garrett led a unit that led the country in tackles for loss (121), as DE Durrell Johnson collected 22.5 TFLs, the most by any player in the nation. Following his season at Liberty, Garrett led an Auburn front that featured DT Marcus Harris, who earned First-Team All-SEC recognition and DL Keldric Faulk, who was named to the SEC All-Freshman Team, as the Tigers ranked in the top-half of the conference in sacks.

Garrett spent two seasons as the Assistant Defensive Line Coach for the Cleveland Browns (2020-21), helping the Browns reach the postseason and earn an AFC Wild Card Round victory in 2020. In his two seasons with the Browns, DE Myles Garrett earned AP First-Team All-Pro honors, as his career-high 16.0 sacks in 2021 set a new franchise single-season record. As a unit, the Browns finished the season ranked top-five in the NFL in total defense (5th, 311.5 yards per game), the highest finish by a Browns defense since 1987.

Before entering the NFL ranks, Garrett spent one season as a Defensive Quality Control at Vanderbilt University (2019), where he worked with the Commodores' defensive front.

Garrett's coaching tenure began at the high school level, first at Southaven High School (Miss.), where he served as an assistant coach (2010), before spending eight years at Nashville's Ensworth High School (Tenn.), elevating to Head Coach in 2018. Garrett served in a variety of roles over his first seven years at Ensworth, including Associate Director of Admissions, Assistant Track and Field Coach and Fitness Department Chair, on top of being a Defensive Assistant Coach. In his one season as Head Coach, Garrett led Ensworth to the Quarterfinal Round of the Division II-AAA Playoffs.

A four-year letter-winning defensive lineman at Ole Miss (2004-07), Garrett collected Ole Miss Lifter of the Year and Chuck Mullins Courage Award honors during his time with the Rebels. Garrett graduated with a bachelor's degree in business from Ole Miss in 2007 and later earned his MBA from Harding University (Ark.) in 2010.

Garrett and his wife, Shay, has two sons - Jayden and Jacob - and one daughter - Grace.

GARRETT'S COACHING CAREER

Year	Team	Position
2010	Southaven High School (Miss.)	Assistant Coach
2011-17	Ensworth High School (Tenn.)	Assistant Defensive Coach
2018	Ensworth High School (Tenn.)	Head Coach
2019	Vanderbilt University	Defensive Quality Control
2020-21	Cleveland Browns	Assistant Defensive Line
2022	Liberty University	Defensive Line
2023	Auburn University	Defensive Line
2024	Jacksonville Jaguars	Defensive Line
2025-Present	Chicago Bears	Defensive Line



Matt  
**GIORDANO**  
**ASSISTANT DEFENSIVE BACKS /  
SAFETIES**

School: University of California  
Hometown: Clovis, Calif.

Matt Giordano enters his first season with the Bears in 2025.

A nine-year NFL veteran, Giordano joins the Bears as Assistant Defensive Backs / Safeties Coach after serving the last two seasons as a Defensive Assistant with the New Orleans Saints, primarily working with the secondary.

Prior to entering the NFL coaching ranks in 2023 with New Orleans, Giordano spent one season as a volunteer assistant at Fresno State University (2022). Giordano entered the coaching ranks at his alma mater, Buchanan High School in Clovis, Calif., where, after initially joining the staff in 2015 as Defensive Coordinator, elevated to Head Coach in 2016, where he led the program for the next six seasons. Over his six seasons at the helm, amassed a 51-16 record.

Before his coaching tenure, Giordano played nine seasons in the NFL as a defensive back. A fourth-round selection (134th overall) by the Indianapolis Colts in the 2005 NFL Draft, Giordano appeared in 116 career games for the Colts (2005-08), Green Bay Packers (2009), New Orleans Saints (2010), Oakland Raiders (2011-12) and St. Louis Rams (2013), totaling 202 tackles, one sack, 11 interceptions, including two returned for touchdowns, 16 passes defended, two forced fumbles, 52 special teams tackles and one coverage fumble recovery. Giordano also totaled seven postseason appearances over his playing career, including a World Championship in 2006 (Super Bowl XLI).

Giordano played two seasons at the University of California (2003-04), earning First-Team All-Pac-10 honors as a senior in 2004, after two seasons at Fresno City College (2001-02).

A native of Clovis, Calif., Giordano was inducted into the Fresno Athletic Hall of Fame in 2019. Giordano and his wife, Laura, have three children – Addison, Logan and Brooklyn.

GIORDANO'S COACHING CAREER		
Year	Team	Position
2015	Buchanan High School (CA)	Defensive Coordinator
2016-21	Buchanan High School (CA)	Head Coach
2022	Fresno State University	Volunteer Assistant
2023-24	New Orleans Saints	Defensive Assistant
2025-Present	Chicago Bears	Assistant Defensive Backs / Safeties



Al  
**HARRIS**  
**PASS GAME COORDINATOR /  
DEFENSIVE BACKS**

School: Texas A&M University Kingsville  
Hometown: Pompano Beach, Fla.

Al Harris enters his first season with the Bears in 2025.

A 15-year NFL veteran in the secondary, earning All-Pro honors and two Pro Bowl selections as a cornerback, Harris has spent the last 13 seasons as a coach, most recently serving as Assistant Head Coach / Defensive Backs for the Dallas Cowboys in 2024, a role that he was elevated to after leading Dallas' secondary since 2020. Over the last four seasons, Harris' Cowboys defensive backs helped Dallas own the most interceptions by any team in the NFL over the four-year span, amassing a league-high 72 interceptions from 2021-24.

Harris' guidance helped the Cowboys own the No. 5 and No. 8-ranked pass defense in the NFL in 2023 (187.4) and 2022 (200.9), respectively. On top of success as a unit, Harris has been instrumental in the development of CB Trevon Diggs and the continued growth of CB DaRon Bland. Under Harris, Diggs accumulated two Pro Bowl selections and an AP First-Team All-Pro nod (2021), as Bland set an NFL record with five interceptions returned for a touchdown in 2023, while also leading the league in interceptions (nine). In 2021, Diggs secured an NFL-best 11 interceptions, tied for the most by any player in a single season in Cowboys history, en route to an All-Pro acknowledgement with Harris' support. Diggs became the first Cowboys cornerback to earn Pro Bowl recognition in back-to-back years since Hall of Famer Deion Sanders (1996-99). As a rookie in 2020, Diggs led all Cowboys defenders in interceptions (three) and passes defended (14).

Prior to Dallas, Harris spent one season as a Defensive Assistant at Florida Atlantic University (2019) following a six-year stretch with the Kansas City Chiefs. Starting as a Defensive Assistant in 2013, Harris contributed to a Chiefs team that went to the playoffs in five of his six seasons, collecting three AFC West Division titles, including an AFC Championship appearance in 2018. Coaching the defensive backfield, Harris oversaw a group that finished top-10 in the league in interception all but one of his six seasons, including a No. 1 ranking in 2016 (19 interceptions) and a top-three finish in both 2013 (T-3rd, 21), and 2015 (2nd, 22). Under Harris' guidance, Marcus Peters totaled 19 interceptions in his three seasons with the Chiefs (2015-17), the most by any player in the NFL over that span. Harris entered the coaching ranks in 2012 as a Coaching Intern with the Miami Dolphins.

Harris played 15 seasons in the NFL, appearing in over 200 career games (postseason included), tallying 21 interceptions for the Philadelphia Eagles (1998-2002), Green Bay Packers (2003-09), Miami Dolphins (2010) and St. Louis Rams (2011) after being selected by the Tampa Bay Buccaneers in 1997. A member of the Green Bay Packers Hall of Fame, Harris earned two Pro Bowl selections (2007 and '08) and was an AP Second-Team All-Pro selection in 2007 in 2007 with the Packers. Harris started his career on the Tampa Bay practice squad in 1997, before signing with Philadelphia in 1998, appearing as the team's nickel cornerback for five years and playing in two NFC Championship games (2001 and 2002). Harris finished his playing career with one season each in Miami (2010) and with the St. Louis Rams (2011).

Prior to the NFL, Harris led the defensive backfield at Texas A&M-Kingsville (1995-96), where he was a first-team All-Lone Star Conference selection in 1996 after starting his tenure at Trinity Valley Community College in Athens, Texas, where he was a member of a National Championship team.

Harris and his wife, Shyla, have four children – Lyla, Al Jr., Gavin and Gage.

HARRIS' COACHING CAREER		
Year	Team	Position
2012	Miami Dolphins	Coaching Intern
2013	Kansas City Chiefs	Assistant Secondary / Defensive Assistant
2014-15	Kansas City Chiefs	Assistant Secondary
2016-18	Kansas City Chiefs	Secondary / Cornerbacks
2019	Florida Atlantic University	Defensive Assistant
2020-23	Dallas Cowboys	Defensive Backs
2024	Dallas Cowboys	Assistant Head Coach / Defensive Backs
2025-Present	Chicago Bears	Pass Game Coordinator / Defensive Backs



# Bill JOHNSON

## SENIOR DEFENSIVE ASSISTANT / DEFENSIVE LINE

School: Northwestern State University  
Hometown: Monroe, La.

Johnson joins the Bears as a Senior Defensive Assistant / Defensive Line in 2025.

A veteran coach, Johnson has 45 years of coaching experience including 18 seasons coaching NFL defensive lines. Most recently he spent three seasons coaching in the USFL/UFL with the Birmingham Stallions and the Houston Roughnecks. He helped the Stallions capture two league championships, winning the USFL in 2022 and the UFL in 2024.

Before coaching in the professional spring leagues, Johnson spent three seasons at LSU, first as the defensive line coach (2019-21) then as a defensive analyst. During his three seasons in Baton Rouge, the Tigers went 26-12, highlighted by a 15-0 record en route to winning the College Football Playoffs National Championship. In 2019 he helped lead a group that finished third in the SEC. Johnson coached DL Rashard Lawrence to Second-Team All-SEC honors to anchor the group.

Johnson's last stint in the NFL came as the defensive line coach for the Rams (2017-18). In his two seasons with the Rams, they captured back-to-back division titles for the first time since 1978-79 and advanced to their first Super Bowl since 2002. In 2018, the Rams finished the season tied for the best record in the NFL (13-3) advancing all the way to Super Bowl LIII. In 2018, Rams DT Aaron Donald posted a career-high 20.5 sacks, tied for the eighth most in an NFL season since the stat became official in 1982. The historic season propelled him to his second consecutive Associated Press Defensive Player of the Year Award, becoming one of just eight players to win the award multiple times. Donald also won the award in 2017, becoming the first player in Rams history to be honored with that award and the first DT to be named DPOY since 1999.

Prior to his time with the Rams, Johnson spent eight years in charge of the Saints' defensive line (2009-16). In 2015, DE Cameron Jordan became the ninth player in team history to record multiple seasons with double-digit sacks. In addition, under Johnson's guidance, Jordan earned two Pro Bowl appearances. In his third NFL season in 2012, Jordan finished fifth in the NFL with 12.5 sacks. In Johnson's debut season with the Saints in 2009, DE Will Smith finished the year fifth in the NFL with a career-high 13.0 sacks en route to a Super Bowl XLIV victory.

In his stop before New Orleans, Johnson spent the 2007-08 seasons as the defensive line coach with the Denver Broncos and a six-year stint in Atlanta as defensive line coach of the Falcons (2001-06). With his help, the Falcons led the NFL in sacks during the 2004 season, eventually advancing to the NFC Championship game. Johnson led DE Patrick Kerney to three double-digit sack seasons and a 2004 Pro Bowl selection. He also led DT Rod Coleman to a 10.5 sack season and Pro Bowl appearance in 2005.

Before entering the NFL ranks, Johnson spent 21 seasons coaching at the collegiate level with his final 13 seasons in that stretch as a defensive line coach. His stops included: two seasons at Louisiana Tech (1988-89), three seasons over two stints at Arkansas (1990-91, 2000) and eight seasons at Texas A&M (1992-99). With the Aggies, he mentored nine defensive linemen who were drafted into the NFL. Johnson's prior coaching stops included Miami (Fla.) (1987), McNeese State (1985-86), and his alma mater Northwestern State (1980-84).

Before coaching, Johnson played offensive line at Northwestern State from 1976-79, including two seasons as the starting center. Johnson is a Monroe, La., native. Johnson and his wife, Dawn have two children – Billy, who works in the Rams personnel department and Abby who works for NBC.

### JOHNSON'S COACHING CAREER

Year	Team	Position
1980-81	Northwestern State University	Graduate Assistant
1982-84	Northwestern State University	Defensive Ends & Linebackers
1985	McNeese State University	Defensive Line
1986	McNeese State University	Outside Linebackers
1987	University of Miami (Fla.)	Graduate Assistant
1988-89	Louisiana Tech University	Defensive Line
1990-91	University of Arkansas	Defensive Line
1992-99	Texas A&M University	Defensive Line
2000	University of Arkansas	Defensive Line
2001-06	Atlanta Falcons	Defensive Line
2007-08	Denver Broncos	Defensive Line
2009-16	New Orleans Saints	Defensive Line
2017-18	Los Angeles Rams	Defensive Line
2019-20	LSU	Defensive Line
2021	LSU	Defensive Analyst
2022	Birmingham Stallions (USFL)	Defensive Line
2023	Houston Roughnecks (XFL)	Defensive Line
2024	Birmingham Stallions (XFL)	Defensive Line
2025-Present	Chicago Bears	Senior Defensive Assistant / Defensive Line



Kevin  
**KOCH**  
(2024)  
**ASSISTANT LINEBACKERS**

School: Minnesota State University  
Hometown: Elmhurst, Ill.

Kevin Koch enters his fourth season with the Bears and first as Assistant Linebackers Coach in 2025.

Prior to being elevated to Assistant Linebackers Coach in 2025, Koch spent the last two seasons with Chicago in a Defensive Quality Control capacity after initially joining the Bears as a Coaching Assistant in 2022.

Last season, Koch's work with the defense helped the Bears register five red-zone takeaways in 2024, tied for third-most by any team in the NFL. Chicago also finished the season ranking third in the NFL in opponent red-zone touchdown percentage (46.0). Primarily working with the linebackers, Koch aided a unit that featured LB Tremaine Edmunds and LB T.J. Edwards each logging over 100 total tackles, becoming one of just four pairs of duos to record at least 100 tackles on the same team each of the last two seasons (IND: Franklin/Speed, CIN: Pratt/Wilson, JAX: Lloyd/Oluokun). With Koch's assistance, Edmunds ranks No. 10 in the NFL in total tackles since 2018, as Edwards owns the second-most tackles by any NFC defender since the start of the 2023 season (282).

In 2023, his first year as a Defensive Quality Control, Koch aided a Bears defense that limited the opposition to an average of just 86.4 rushing yards per game, the No. 1 rushing defense in the NFL, and collected the most interceptions in the league (22). Edwards finished 2023 with a career-high 153 total tackles (90 solo), as he led or shared the lead in tackles for the Bears in 11 games, as Edmunds totaled four interceptions to go along with his 113 total tackles (69 solo). Developing the entire linebacker room, rookie LB Noah Sewell would appear in 13 games for the Bears.

Prior to elevating to Defensive Quality Control, Koch spent his first season with the Bears as a Coaching Assistant in 2022, serving as an integral part of the coaching staff's day-to-day operation and weekly game preparations.

Koch joined the Bears after five years at Northwestern University (2017-21). After spending his first two seasons as a Graduate Assistant, was promoted to Defensive Quality Control Analyst for his final three years with the Wildcats. Over his five seasons at Northwestern, the Wildcats reached the Big Ten Conference Championship Game twice (2018, '20) and earned three bowl victories. In his first season, Northwestern posted a 10-3 record with a victory in the Music City Bowl, before helping the Wildcats win the Big Ten West in 2018, adding a win in the Holiday Bowl to close out his second season with the program.

Before his tenure at Northwestern, Koch spent one season at Benedictine (Ill.) University (2016), serving as Special Teams Coordinator, while also coaching the running backs and tight ends. Koch also oversaw Benedictine's recruiting efforts in the Chicagoland area.

Koch entered the coaching ranks in 2012 as a Graduate Assistant at Robert Morris University (Ill.), before returning to his alma mater, Minnesota State University Moorhead, in 2014, spending two seasons working with the defensive backs and special teams units.

A native of Elmhurst, Ill., Koch earned a bachelor's degree in exercise science from Minnesota State University Moorhead, before achieving a master's in management of sports administration from Robert Morris University (Ill.), then later gaining a second Master's degree from Northwestern University in 2019.

Koch and his wife, Kara, have one daughter, Noelle.

KOCH'S COACHING CAREER		
Year	Team	Position
2012-13	Robert Morris University	Graduate Assistant/RBs/TEs
2014-15	Minnesota State University - Moorhead	Safeties
2016	Benedictine University	Special Teams Coordinator/RBs/TEs
2017-18	Northwestern University	Graduate Assistant/DBs
2019-21	Northwestern University	Defensive Quality Control Analyst/LBs
2022	Chicago Bears	Coaching Assistant/Safeties
2023-24	Chicago Bears	Defensive Quality Control/LBs
2025-Present	Chicago Bears	Assistant Linebackers



Cannon  
**MATTHEWS**  
**DEFENSIVE ASSISTANT /  
NICKELS**

School: Ohio University  
Hometown: Bedford Heights, Ohio

Cannon Matthews enters his first season with the Bears in 2025. Matthews joins Chicago's staff in a Defensive Assistant – Nickels capacity.

Most recently, Matthews spent the previous five years on the staff of the Dallas Cowboys, starting as a Defensive Quality Control in 2020, elevating to Assistant Defensive Backs Coach in 2023, then to Safeties Coach in 2024. Over the final four of his five years with Dallas, the Cowboys' secondary helped the unit total the most interceptions by any team in the NFL over the four-year span, amassing a league-high 72 interceptions from 2021-24. Matthews' work with the defensive backs helped the Cowboys own the No. 5 and No. 8-ranked pass defense in the NFL in 2023 (187.4) and 2022 (200.9), respectively. Individually, Matthews' group featured the development of CB Trevon Diggs, who accumulated two Pro Bowl selections and an AP First-Team All-Pro nod (2021) during his time with Matthews on staff, as well as the continued growth of All-Pro CB DaRon Bland, who, in 2023, set an NFL record for the most interceptions returned for a touchdown in a single season (five) while leading the league in interceptions. In 2021, Diggs secured an NFL-best 11 interceptions, tied for the most by any player in a single season in Cowboys history, en route to an All-Pro acknowledgment. As a rookie in 2020, Diggs led all Cowboys defenders in interceptions (three) and passes defended (14).

Prior to his time with Dallas, Matthews spent three years as a Quality Control / Defense with Washington following one season as Assistant Defensive Backs Coach with the Cleveland Browns (2016). With Cleveland, the secondary registered 10 interceptions, as the 2016 season marked Matthews' third tenure with the Browns after previously serving as a Defensive Intern with Cleveland in 2013, where the unit ranked top-10 in the NFL in total defense (9th, 332.4 yards per game), and first as a Personnel Intern in 2007. Between coaching stints with Cleveland, Matthews spent two seasons as a Defensive Quality Control with the Tennessee Titans (2014-15), working with the linebackers. In his first season with Tennessee, 18 different Titans registered a full sack, a single-season team record and NFL best. The following season, the Titans defense ranked seventh in the NFL in passing defense (229.9 yards per game).

Matthews spent the 2012 season as Running Backs Coach at Kentucky Christian University, as the Knights posted a 7-4 record, registering the first winning season in program history. After accumulating experience as a Personnel Intern in 2007 with the Buffalo Bills and the first part of 2008 as a Personnel Intern with the Arizona Rattlers of the AFL, Matthews spent four years on the coaching staff of the Buffalo Bills. Matthews joined Buffalo's staff as a Defensive / Special Teams Assistant in 2008, spending two seasons in that role, before moving to the offensive side as an Offensive Assistant in 2010, where he aided the Bills' offensive coaching staff for two seasons.

A native of Bedford Heights, Ohio, Matthews earned a bachelor's degree in sports management from Ohio University.

MATTHEWS' COACHING CAREER		
Year	Team	Position
2007	Buffalo Bills	Personnel Intern
2008	Arizona Rattlers (AFL)	Personnel Intern
2008-09	Buffalo Bills	Defensive / Special Teams Assistant
2010-11	Buffalo Bills	Offensive Assistant
2012	Kentucky Christian University	Running Backs
2013	Cleveland Browns	Defensive Intern
2014-15	Tennessee Titans	Quality Control / Defense
2016	Cleveland Browns	Assistant Defensive Backs
2017-19	Washington Commanders	Quality Control / Defense
2020-22	Dallas Cowboys	Defensive Quality Control
2023	Dallas Cowboys	Assistant Defensive Backs
2024	Dallas Cowboys	Safeties
2025	Chicago Bears	Defensive Assistant / Nickels



Kenny  
**NORTON III**  
**DEFENSIVE ASSISTANT**

**School:** Azusa Pacific University  
**Hometown:** Bellevue, Wash.

Kenny Norton III enters his third season with Chicago in 2025, serving in the role of Defensive Assistant.

Norton completed his second season with the Bears in 2024, and his first season as a Defensive Quality Control, after joining the team in 2023 as a Coaching Assistant. Over his two seasons with the Bears, Chicago's defense registered 33 interceptions, second-most by any unit in the NFL over the two-season span.

In 2024, Norton served as a Defensive Quality Control, aiding the coaching staff with the day-to-day operation, while helping tutor Chicago's secondary. As a defense, the Bears registered five red-zone takeaways in 2024, tied for third-most by any team in the NFL. The Bears also finished the season ranking third in the NFL in opponent red-zone touchdown percentage (46.0). Chicago's defended helped the Bears close out the season with a Week 18 road victory over the Green Bay Packers, one week after limiting the Seattle Seahawks to just six points scored on *Thursday Night Football*. A stalwart in the secondary, DB Jaylon Johnson was named to his second-straight Pro Bowl in 2024.

Norton joined the Bears in 2023 as a Coaching Assistant, tasked with providing integral assistance with weekly game preparations and practice plans, as well as with the day-to-day operation. Working with the defensive coaching staff and the defensive line, Norton helped a Bears unit that limited the opposition to an average of just 86.4 rushing yards per game, the No. 1 rushing defense in the NFL, and collected the most interceptions in the league (22).

Before his tenure with the Bears, Norton spent one season as a Football Analyst at UCLA (2022), following one season with the Seattle Seahawks (2021). With Seattle, Norton, who initially joined the staff as a Bill Walsh Coaching Fellow during Training Camp, earned a full-season role as Defensive Assistant. Norton entered the coaching ranks at La Salle College High School in Pasadena, Calif., where he served as Director of Football Operations for the program and worked with the secondary.

Norton prepped collegiately at Azusa Pacific University (2013-17), where he played defensive back. Over his final three seasons, Norton appeared in 33 games for the Cougars, graduating with a bachelor's degree in business administration and management. Norton would later earn a Master's degree in sports management from the University of San Francisco in 2020.

A native of Santa Monica, Calif., Norton attended Issaquah High School in Bellevue, Wash. Before entering the coaching ranks, Norton spent three years working for NFL Media as a production assistant (2019-21).

NORTON III'S COACHING CAREER		
Year	Team	Position
2016	Oakland Raiders	Administration Intern
2019	La Salle College High School	Director of Football Operations
2021	Seattle Seahawks	Bill Walsh Diversity Coaching Intern
2021	Seattle Seahawks	Defensive Assistant
2022	UCLA	Football Analyst
2023	Chicago Bears	Coaching Assistant
2024	Chicago Bears	Defensive Quality Control
2025-Present	Chicago Bears	Defensive Assistant





Robbie  
**PICAZO**  
**OFFENSIVE ASSISTANT-QBS & WRS**

**School:** Stanford University  
**Hometown:** Rancho Santa Margarita, Calif.

Robbie Picazo enters his second season with the Bears.

Picazo owns 12 years of coaching experience, including three years in the NFL and nine at the collegiate level. Picazo came to the Bears after spending the previous two seasons as an offensive assistant with the Seattle Seahawks (2023) and Houston Texans (2022).

In 2024, Picazo helped QB Caleb Williams break the Bears rookie records in every major passing statistic. Williams threw just seven interceptions during his rookie campaign, tying the franchise record for fewest interceptions thrown in a season (min. 10 QB starts), it was also the fourth fewest by a rookie QB in NFL history (min. 13 QB starts). Picazo also helped lead a wide receiver room that produced three players with at least 700 receiving yards; WR DJ Moore (966), WR Keenan Allen (744) and rookie WR Rome Odunze (734).

Prior to his time in the NFL, Picazo spent four seasons with the Rice Owls in various roles. In his second season leading Rice's running backs in 2021, Picazo helped sixth-year senior tight end Jordan Myers earn honorable mention All-Conference USA honors after leading the team with nine total touchdowns and rank second with 646 all-purpose yards. Myers led the Owls with eight rushing scores and recorded 338 rushing yards on the year.). Former walk-on Ari Broussard added 569 yards on 116 carries, including a career-high 186 yards at Charlotte (11/6) that marked the program's second-highest total in conference play since joining C-USA in 2005.

Picazo came to Rice after five seasons (2013-17) at Stanford, first as a student assistant (2013) while completing his co-term degree program and four years (2014-17) as an offensive assistant, working with quarterbacks and wide receivers. Picazo supported the daily operations of the offense as the Cardinal won two Pac-12 titles (2013 and 2015) and appeared in five consecutive bowl games.

While coaching at Stanford in 2017, Picazo participated in a Bill Walsh NFL Minority Coaching Fellowship with the Atlanta Falcons during the team's mandatory spring minicamp.

Picazo attended Stanford University where he earned a bachelor's degree in management, science and engineering in 2013 and a master's degree in psychology in 2014. He played quarterback for the Cardinal from 2009-12, appearing in four games.

Picazo and his wife, Kaitlyn, have a daughter, Payton.

PICAZO'S COACHING CAREER		
Year	Team	Position
2013	Stanford University	Student Assistant
2014-17	Stanford University	Offensive Assistant
2018-19	Rice University	Quarterbacks
2020-21	Rice University	Running Backs
2022	Houston Texans	Offensive Assistant
2023	Seattle Seahawks	Offensive Assistant
2024-Present	Chicago Bears	Offensive Assistant- Quarterbacks/Wide Receivers



## Dan ROUSHAR OFFENSIVE LINE

School: Northern Illinois University  
Hometown: Clinton, Iowa

Dan Roushar enters his first season with the Bears in 2025.

Entering his 41st season in the coaching profession, Roushar will lead the offensive line group for Chicago. Prior to joining the Bears, Roushar spent the last two seasons as the Offensive Line Coach at Tulane University, which followed a 10-year stretch with the New Orleans Saints. Over his coaching tenure, Roushar has held the role of Offensive Coordinator on five separate occasions, and in his final two seasons with the Saints, oversaw the run game coordinator for New Orleans' offense. Over his five seasons leading the Saints' offensive line (2016-20), New Orleans claimed NFC South Division titles on four occasions.

Roushar spent the last two seasons leading the offensive line unit at Tulane University (2023-24), a two-year span that helped the Green Wave reach the AAC Championship Game each season, totaling 20 wins over the two-year stretch. In his first season at Tulane, the Green Wave reached 11 wins, marking the first occurrence of back-to-back double-digit win seasons in program history.

Prior to Tulane, Roushar spent 10 seasons with the Saints, which included a five-year tenure as Offensive Line Coach and a timeline that featured the responsibilities of Running Backs Coach, Tight Ends Coach and Run Game Coordinator. During his five seasons as Offensive Line Coach, the Saints owned one of the highest-ranking offensive units in the NFL, ranking No. 1 in the NFL in scrimmage yards per game (399.8) with the highest points per game average in the league (29.5).

Over his final two seasons with the Saints, Roushar oversaw the run game for the offense, while also guiding a tight end group that featured Juwan Johnson, who led New Orleans with a career-high seven receiving touchdowns in 2022. Roushar was impactful in Johnson's transition from wide receiver to tight end. In 2020, Roushar coached what continued to be one of the NFL's most stable offensive lines under his supervision. With the help of Roushar and the offensive coaching staff, the Saints rushed for a franchise-record and NFL-high 30 touchdowns, tied for the then-sixth-highest NFL total all-time, ranked sixth in rushing yards per game (141.6), ranking No. 4 in the league in scoring offense (29.7). Under Roushar's guidance, the offensive line blocked for RB Alvin Kamara, who led the NFL with a franchise-record 21 total touchdowns, while leading the team in both rushing and receiving with a career-high 1,688 total yards from scrimmage. Roushar's unit in 2019 surrendered just 25 sacks, third-fewest in the league, as quarterbacks Drew Brees and Teddy Bridgewater combined to throw for 36 touchdowns and only six interceptions.

Roushar led a 2018 unit that led the NFL with 26 rushing touchdowns. Despite being forced to use nine different starting offensive linemen due to injuries, the Saints allowed just 20 sacks under Roushar's guidance, second-best in the NFL. The offensive line allowed just 20 sacks in 2017, second-fewest in the NFL, even though it opened with six different lineups. Roushar's group played an instrumental role as the Saints were the only offense in the NFL to finish top-five in both rushing and passing, ranking No. 2 in total offense (391.2 yards per game). The 3,094 combined total yards from scrimmage from Mark Ingram and Kamara was second-most by an NFL running back duo since the start of a 16-game season (1978). The 4,339 combined total yards from scrimmage by Ingram, Kamara and WR Michael Thomas, was the highest total by a skill position trio in Saints history.

In Roushar's first season leading the offensive line (2016), the Saints were the No. 1 total offense (426.0 yards per game) and top-ranked passing offense (317.1 yards per game) in the NFL. New Orleans produced the second-most points per game average (29.3). Behind the blocking, Brees set a then-NFL single-season record in completions (471) and led the league in passing yardage (5,208), earning a Pro Bowl selection. The line also paved the way for Ingram to surpass the 1,000-yard mark for the first time.

Roushar started with the Saints as Running Backs Coach in 2013, holding that role for two seasons. In his first season with New Orleans, running backs Pierre Thomas (77) and Darren Sproles (71) became the first running back duo in franchise history to secure at least 70 receptions in the same season, as Thomas' output led all NFL players at their position, propelling the Saints to a No. 4 ranking in total offense in 2013 (399.4 yards per game). The following season, Roushar was instrumental in the rushing offense moving from 25th in the NFL to 13th, as Ingram was selected to the first Pro Bowl of his career behind 964 rushing yards and nine rushing scores. After tutoring the running backs from 2013-14, Roushar moved to Tight Ends Coach in 2015, as the Saints finished the season with the second-ranked offense in the NFL (403.8 yards per game). Under Roushar's guidance, TE Benjamin Watson set career-highs in both receptions (74) and receiving yardage (825) and tied a career-best in receiving touchdowns (six).

Before his decade with the Saints, Roushar spent six seasons at Michigan State University (2007-12), the final two as Offensive Coordinator / Tight Ends Coach. In his final season with the Spartans, Roushar coordinated an offense that featured RB Le'Veon Bell, who would claim the Big Ten Conference's rushing title with 1,793 yards on the ground, the second-most in program history, en route to earning All-America honors. In Roushar's first season as coordinator (2011), Michigan State averaged 31.0 points per game, which ranked third in the conference, and school records for most points (434) and passing yards (3,535), while finishing second in net yardage (5,466). Prior to his promotion to coordinator, Roushar served four seasons as the Spartans' offensive line coach. In four seasons coaching the Michigan State front, Roushar's linemen earned All-Big Ten recognition on eight occasions. Prior to his time in East Lansing, Roushar spent two years as the Offensive Line Coach at the University of Cincinnati (2005-06).

Following two seasons as quarterback at Northern Illinois University (1982-83), Roushar aided the Huskies as a student assistant in 1984, before a seven-year stretch at Butler University (1986-92), capped by a four-season tenure as Offensive Coordinator and Offensive Line Coach. Roushar would then hold roles at the University of Rhode Island (1993), Ball State University (1994) and the University of Illinois (1995-96, 2003-04). Between his two stints at Illinois, Roushar returned to his alma mater, Northern Illinois, where he spent six seasons, the final five of which were as Offensive Coordinator / Quarterbacks Coach.

A native of Clinton, Iowa, Roushar and his wife, Patti, have four children – daughters Marrisra, Mallory and Maura, and son, Danny.

ROUSHAR'S COACHING CAREER

Year	Team	Position
1984	Northern Illinois University	Student Assistant
1986-88	Butler University	Offensive Assistant
1989-92	Butler University	Offensive Coordinator / OL
1993	University of Rhode Island	Offensive Line
1994	Ball State University	Offensive Coordinator / QBs
1995	University of Illinois	Quarterbacks
1996	University of Illinois	Offensive Tackles / Tight Ends
1997	Northern Illinois University	Offensive Line
1998-2002	Northern Illinois University	Offensive Coordinator / QBs
2003	University of Illinois	Running Backs
2004	University of Illinois	Offensive Coordinator / RBs
2005-06	University of Cincinnati	Offensive Line
2007-10	Michigan State University	Offensive Line
2011-12	Michigan State University	Offensive Coordinator / TEs
2013-14	New Orleans Saints	Running Backs
2015	New Orleans Saints	Tight Ends
2016-20	New Orleans Saints	Offensive Line
2021-22	New Orleans Saints	Run Game Coordinator / TEs
2023-24	Tulane University	Offensive Line
2025-Present	Chicago Bears	Offensive Line



Richard  
**SMITH**  
**LINEBACKERS**

School: Fresno State University  
Hometown: Los Angeles, Calif.

Richard Smith joins the Bears in 2025 as Linebackers Coach.

Smith brings over 45 years of coaching experience, 37 of those years coming in the NFL. Most recently, Smith has led the linebackers group for the Indianapolis Colts from 2022-24, adding Run Game Coordinator responsibilities for the 2023 and 2024 seasons.

From 2022-24 in Indianapolis, Smith led the development of LB Zaire Franklin. In his first year under Smith's direction, the fifth-year linebacker broke the Colts single-season tackling record recording 166 takedowns (102 solo), far surpassing his old career high of 29 stops. Franklin then exceeded that total each of the next two seasons, resetting the franchise record to 179 tackles (107 solo) in 2023 and recording 173 tackles (93 solo) in 2024 earning him his first Pro Bowl Games selection. LB E.J. Speed also saw significant growth under Smith's direction, setting a new career high in tackles all three seasons under Smith; 55 (23 solo) in 2022, 100 (76 solo) in 2023 and 142 (93 solo) in 2024. The linebacking duo of Franklin and Speed are one of just four pairs of teammates to total at least 100 tackles in each of the past two seasons (CHI: Edmunds/Edwards, CIN: Pratt/Wilson, JAX: Lloyd/Oluokun).

Smith led the Raiders linebackers' group in 2021, where he guided veteran LB Denzel Perryman to a career-high 154 tackles (102 solo), the sixth-most in the NFL, earning his first Pro Bowl selection. Prior to his time with Las Vegas, Smith served as the linebackers coach for the Los Angeles Chargers for four seasons (2017-2020). During his time in Los Angeles, the Chargers secured a playoff spot in 2018 for the first time since 2013 and just the second time since 2010. In 2020, Smith guided rookie LB Kenneth Murray Jr. as he paced the team in tackles with 107, setting a franchise record for most tackles by a rookie and finishing second among rookies in his class. Smith was reunited with LB Thomas Davis Sr. in 2019, who he coached with the Carolina Panthers for two seasons. Under Smith's tutelage, Davis led the team with 112 tackles, while fourth-round rookie LB Drue Tranquill finished second on the squad with 75 tackles. Smith's group was instrumental to the defense's improvement against the run in 2018, as opponents averaged nearly 30 fewer rushing yards per game than the season before.

Smith spent two seasons as the defensive coordinator with the Atlanta Falcons (2015-16). Smith's unit helped the Falcons claim the 2016 NFC Championship to earn a spot in Super Bowl LI. Under Smith's guidance, DE Vic Beasley recorded a league-leading 15.5 sacks in 2016. In 2015, Smith helped Atlanta's defense see a major improvement, going from 32nd to 16th in total defense.

From 2011-14, Smith coached on four straight playoff teams as the Linebackers Coach in his second stint with the Denver Broncos, including a 2013 squad that won the AFC Championship and earned a berth in Super Bowl XLVIII. During his four seasons with Denver, the Broncos ranked third in the league in rushing defense, fourth in third-down defense and seventh in total defense over that span. Smith helped develop LB Von Miller, who has become one of the NFL's most dominant defenders. Miller earned three Pro Bowl selections during his time with Smith, earned was named the 2011 AP Defensive Rookie of the Year and was named first-team All-Pro in 2012.

Prior to joining the Broncos, Smith served as the Linebackers Coach with the Panthers for two seasons (2009-10). During his time in Carolina, the Panthers collected the third-most takeaways in the NFL. Smith also helped LB Jon Beason earn a Pro Bowl selection in 2009.

Smith had a three-year stint as the Defensive Coordinator for the Houston Texans (2006-08). During his time with the Texans, Smith's defense produced two Pro Bowlers and two second-team All-Pro performers in OLB DeMeco Ryans and DE Mario Williams. In 2005, Smith landed his first post as a Defensive Coordinator with the Miami Dolphins. That year, Miami finished the season ranked second in the NFL with 49 sacks.

Smith spent two seasons (2003-04) as the Assistant Head Coach and Linebackers Coach in Detroit after serving after coaching the linebackers in San Francisco from 1997-2002. During his six seasons with San Francisco, four 49ers linebackers earned Pro Bowl honors – Ken Norton Jr., Lee Woodall, Winfred Tubbs and Julian Peterson.

From 1993-96, Smith coached special teams in his first stint with the Broncos, spending the first two years (1993-94) with the added duty of Assistant Linebackers Coach. Smith entered the NFL coaching ranks with the Houston Oilers from 1988-1992, handling special teams, while also assisting with the tight ends, linebackers and offensive line. During his time with the Oilers, Smith worked closely with Pro Football Hall of Fame OL Bruce Matthews and OL Mike Munchak.

Prior to entering the league, Smith spent nine years coaching at the collegiate level. Smith began his coaching career at his alma mater, Rio Hondo Junior College (Calif), coaching the offensive line for two seasons (1979-80). Smith also held coaching roles at Cal State-Fullerton (1981-83), Cal (1984-86) and Arizona (1987).

Smith played offensive line at Rio Hondo Junior College from 1975-76 before transferring to Fresno State in 1977 where he helped Fresno State capture the Pacific Coast Athletic Association title.

Smith has four children – Morgan, Aimee, Whitney and Travis – seven grandchildren and is married to his wife, Renee.

SMITH'S COACHING CAREER

Year	Team	Position
1979-80	Rio Hondo Junior College	Offensive Line
1981-83	Cal State University, Fullerton	Defensive Line
1984-86	University of California	Linebackers / Special Teams
1987	University of Arizona	Linebackers / Special Teams
1988-89	Houston Oilers	Special Teams / Tight Ends
1990-92	Houston Oilers	Special Teams / Asst. Offensive Line
1993-94	Denver Broncos	Special Teams / Asst. Linebackers
1995-96	Denver Broncos	Special Teams
1997-02	San Francisco 49ers	Linebackers
2003-04	Detroit Lions	Asst. Head Coach & Linebackers
2005	Miami Dolphins	Defensive Coordinator
2006-08	Houston Texans	Defensive Coordinator
2009-10	Carolina Panthers	Linebackers
2011-14	Denver Broncos	Linebackers
2015-16	Atlanta Falcons	Defensive Coordinator
2017-20	Los Angeles Chargers	Linebackers
2021	Las Vegas Raiders	Linebackers
2022	Indianapolis Colts	Linebackers
2023-24	Indianapolis Colts	Run Game Coordinator & Linebackers
2025-Present	Chicago Bears	Linebackers



Press  
**TAYLOR**  
**PASS GAME COORDINATOR**

School: Marshall University  
Hometown: Norman, Okla.

Press Taylor joins the Bears in 2025 as Pass Game Coordinator.

Taylor arrives in Chicago after spending the last three seasons as Offensive Coordinator of the Jacksonville Jaguars (2022-24). Over his three seasons with Jacksonville, Taylor coordinated a unit that helped the Jaguars reach the postseason and rank among some of the league's top passing offensive units, while also playing an instrumental role in the continued development of Pro Bowl QB Trevor Lawrence. In 2023, Taylor helped guide an offense that propelled Lawrence to throw for over 4,000 yards, as the Jaguars marked their second-straight season with a 4,000-yard passer, 1,000-yard receiver (WR Calvin Ridley) and 1,000-yard rusher (RB Travis Etienne Jr.), as Jacksonville ranked top-10 in the NFL in passing offense for the second-straight year. In his first season with the Jaguars, Taylor helped lead an offense that recorded the most scrimmage yards in a single season in franchise history (6,264), as Jacksonville secured an AFC South Division title and AFC Wild Card Round victory. As a unit, the Jaguars totaled the most first downs (352) in a single season in team history and accumulated the third-most points in club annals (404).

Prior to Jacksonville, Taylor spent one season as Senior Offensive Assistant (2021) with the Indianapolis Colts. In his lone season with the Colts, Taylor helped coach an offensive unit that featured AP First-Team All-Pro RB Jonathan Taylor, who led the NFL with 1,811 rushing yards and a league-best 18 rushing touchdowns. As a group, the Colts owned the No. 2-ranked rushing offense in the NFL in 2021 (149.4), finishing top-10 in the league in points per game (26.5).

Before Indianapolis, Taylor spent eight seasons in a variety of elevating roles with the Philadelphia Eagles, contributing to a staff that accumulated three NFC North Division titles for Philadelphia, including a World Championship in 2017 after defeating the New England Patriots in Super Bowl LII. Taylor began his tenure with the Eagles in an Offensive Quality Control capacity (2013-15), before adding the responsibility of Assistant Quarterbacks Coach in 2016, a role he would occupy for two seasons. Taylor was then elevated to Quarterbacks Coach in 2018 following the Eagles' World Championship, guiding the Eagles quarterbacks for three seasons with the addition of Passing Game Coordinator duties in 2020.

During his tenure with the Eagles, Taylor was instrumental in his work with quarterbacks Carson Wentz and Nick Foles. As Wentz's primary coach over three seasons, the signal-caller set single-season franchise records in passing yards (4,039 in 2019), pass completions (388 in 2019) and completion percentage (69.6 in 2018). Over their tenure together, Wentz would become just the sixth quarterback in NFL history to secure at least 20 passing touchdowns and 10 or fewer interceptions in three-consecutive seasons (2017-19). In his first season as Quarterbacks Coach, Taylor's tutelage helped Foles close out the regular season with three victories in five starts, including a Week 16 performance that featured 471 passing yards, four passing touchdowns and a 120.4 passer rating to earn NFC Offensive Player of the Week honors, and a Week 17 win at Washington that was highlighted by Foles' 25-straight pass completions.

In 2017, Taylor helped guide a room that started with Wentz completing 265-of-440 passes for 3,296 yards and 33 touchdowns, a single-season franchise record, to only seven interceptions, registering a 101.9 passer rating over his first 13 games. Following an injury to Wentz, Foles stepped into duty, leading the Eagles with three postseason performances of at least a 100.0 passer rating and guiding Philadelphia to a World Championship with a victory in Super Bowl LII. Wentz would later earn AP Second-Team All-Pro honors, as Foles was named Super Bowl LII Most Valuable Player.

As offensive quality control coach from 2013-15, Philadelphia ranked third in the NFL in total offense (392.8), fourth in rushing offense (131.1), sixth in scoring offense (23.9), sixth in total offensive touchdowns (132) and eighth in passing offense (261.5) during the three-season span. In 2014, the Eagles set single-season franchise records in points scored (474), touchdowns accumulated (54), passing yards (4,581) and first downs earned (356).

Prior to his eight seasons with the Eagles, Taylor served as a Graduate Assistant at Tulsa (2011-12), working with the quarterbacks. Taylor guided QB G.J. Kinne to over 3,000 passing yards and 28 passing touchdowns in 2011, before helping Tulsa claim a Conference USA Championship and Liberty Bowl victory in 2012.

A native of Norman, Okla., Taylor played quarterback at Marshall (2009-10) after starting his career at Butler (Kan.) Community College (2007-08), where he served as a team captain and led Butler to back-to-back Junior College National Championships with a 17-1 record as a starter.

Taylor's brother, Zac, is the Head Coach of the Cincinnati Bengals and his father, Sherwood, played and coached at Oklahoma. Taylor and his wife, Brooklyn, have four children – Teale, Carolina Leigh, Woods and Billy.

TAYLOR'S COACHING CAREER		
Year	Team	Position
2011-12	University of Tulsa	Offensive Graduate Assistant/QBs
2013-15	Philadelphia Eagles	Offensive Quality Control
2016-17	Philadelphia Eagles	Offensive Quality Control/Asst. QBs
2018-19	Philadelphia Eagles	Quarterbacks
2020	Philadelphia Eagles	Passing Game Coordinator/QBs
2021	Indianapolis Colts	Senior Offensive Assistant
2022-24	Jacksonville Jaguars	Offensive Coordinator
2025-Present	Chicago Bears	Pass Game Coordinator



Pierre  
**NGO**  
**HEAD STRENGTH AND  
CONDITIONING**

School: University of Oklahoma  
Hometown: Muskogee, Okla.

The 2025 season will mark Pierre Ngo's ninth overall season with the club and his first as the Head Strength and Conditioning Coach. Ngo most recently served in an Assistant Strength and Conditioning capacity (2023-24), a stretch that follows a six-season tenure initially with the Bears from 2015-20. Ngo spent the 2021-22 seasons with the Denver Broncos, where he served as an assistant strength and conditioning coach. Before arriving in Chicago in 2015, Ngo spent two seasons with the New York Jets (2012-13), as an assistant strength and conditioning coach. Sandwiched between his NFL experience he served as a strength and conditioning coaching assistant at UCLA in 2014 working with the Bruins football program. Ngo spent one season at Arizona State University (2011) where he served as an assistant strength coach for the Sun Devils football program and also oversaw ASU women's volleyball, women's tennis and men's golf teams. From 2009-11, Ngo worked at Philippi Sports Institute in Las Vegas, Nev., training NFL, MLB, MMA and youth athletes. Ngo started his collegiate coaching career in 2007 at Arizona State as a strength conditioning intern before continuing his intern experience at the University of Nevada-Las Vegas (2008-09). Born in Muskogee, Okla., Ngo is a Registered Strength and Conditioning Coach with Distinction by the National Strength and Conditions Association. Ngo was a two-year letterman at NAIA Langston University (2003-04) and finished his collegiate football playing career as a walk-on at the University of Oklahoma (2005), where he earned a degree in health and sports science. He also earned his master's degree in applied exercise science with a concentration in strength and conditioning from Concordia University-Chicago in 2021.

NGO'S COACHING CAREER

Year	Team	Position
2007	Arizona State University	Strength and Conditioning Intern
2008-09	UNLV	Strength and Conditioning Intern
2011	Arizona State University	Strength and Conditioning Assistant
2012-13	New York Jets	Assistant Strength and Conditioning
2014	UCLA	Strength and Conditioning Assistant
2015-20	Chicago Bears	Assistant Strength and Conditioning
2021-22	Denver Broncos	Assistant Strength and Conditioning
2023-24	Chicago Bears	Assistant Strength and Conditioning
2025-Present	Chicago Bears	Head Strength and Conditioning



Allison  
**HALEY**  
**ASSISTANT STRENGTH AND  
CONDITIONING COACH**

**School:** Commonwealth University-Bloomsburg  
**Hometown:** Philadelphia, Pa.

Allison Haley enters her second year with the Bears in 2025, her first as an assistant strength and conditioning coach. Haley spent 2024 with Chicago as a seasonal strength and conditioning aiding the full-time staff. Haley focused on the return to sport group, players recovering from serious injuries, as well as running warm ups and mobility circuits. Along with traditional weight room duties, Haley worked alongside the teams' sports science staff to apply data technologies to the strength program. Prior to joining the Bears, Haley spent a year working as a strength and conditioning coach for Villanova University football. Haley began her professional career an Exercise Physiologist at Zarett Rehab and Fitness. A Philadelphia, Pennsylvania, native, Haley graduated with a degree in Exercise Science from Commonwealth University-Bloomsburg.

HALEY'S FOOTBALL CAREER

Year	Team	Position
2023	Villanova University	Strength and Conditioning Coach
2024	Chicago Bears	Strength and Conditioning Seasonal
2025-Present	Chicago Bears	Asst. Strength and Conditioning Coach



Noble  
**LANDRY**  
**ASSISTANT STRENGTH AND  
CONDITIONING**

School: Denison University  
Hometown: Long Beach, Calif.

Noble Landry enters his fourth season as Assistant Strength and Conditioning Coach for the Chicago Bears in 2025. Landry enters the 2025 season with nine years of strength and conditioning experience, including six seasons in the National Football League. Prior to his arrival in Chicago, Landry served as a strength and conditioning intern for the Indianapolis Colts for two seasons (2019-20) before being promoted to strength and conditioning assistant for the 2021 season. Landry began his strength and conditioning career interning with Denison in 2018. Landry then went on to work as a strength coach for Allegiate and assistant football coach at Orange Lutheran High School in Orange, Calif. In 2019, Landry spent a season working at Ohio State University as a strength and conditioning intern. A Long Beach, Calif., native, Landry graduated from Denison University, where he played football, with a degree in Exercise Science before earning his masters of applied exercise science from Concordia University Chicago.

LANDRY'S COACHING CAREER

Year	Team	Position
2018	Denison University	Strength and Conditioning Intern
2018	Orange Lutheran High School	Assistant Football Coach
2018	Allegiate	Associate Strength Coach
2019	Ohio State University	Strength and Conditioning Intern
2019-21	Indianapolis Colts	Strength and Conditioning Intern
2022-Present	Chicago Bears	Assistant Strength and Conditioning Coach





Reshard  
**LANGFORD**  
**ASSISTANT STRENGTH AND  
CONDITIONING**

School: Vanderbilt University  
Hometown: Tanner, Ala

Langford joins the Bears in 2025 in an Assistant Strength and Conditioning role.

Langford most recently has served as a strength and conditioning coach for the United States Tennis Association (USTA) from 2018-24, working with the world's top professional tennis players. Prior to his time with USTA, Langford spent two seasons with the Minnesota Vikings, aiding the club's strength and conditioning operations, first in an intern capacity (2016), before being promoted to an assistant role (2017).

Before entering the coaching ranks, Langford had a four-year tenure in the NFL, spending time as a defensive back with the Philadelphia Eagles (2009), Kansas City Chiefs (2009-11) and Detroit Lions (2012).

A native of Tanner, Ala., Langford was a team captain and four-year starter at safety for Vanderbilt, appearing in 48 career games for the Commodores and earning Southeastern Conference All-Freshman honors in 2005. Langford and his wife, Jasmine have two children – Rocco and Evie.

LANGFORD'S COACHING CAREER

Year	Team	Position
2016	Minnesota Vikings	Strength and Conditioning Intern
2017	Minnesota Vikings	Assistant Strength and Conditioning Coach
2018-24	US Tennis Association	Strength and Conditioning Coach
2025-Present	Chicago Bears	Assistant Strength and Conditioning Coach



Mark  
**PHILIPPI**  
**ASSISTANT STRENGTH AND  
CONDITIONING**

**School:** Montana Tech University  
**Hometown:** Menomonee Falls, Wis.

Philippi joins the Bears in 2025 in an Assistant Strength and Conditioning capacity.  
Philippi brings over 30 years of coaching experience in private and collegiate strength coaching to Chicago. Since 2007, Philippi owned and directed performance training at Philippi Sports Institute in Las Vegas, a comprehensive sports performance facility with clientele ranging from world-championship and Olympic Gold Medal competitors to developing athletes.  
Prior to opening Philippi Sports Institute, Philippi spent 15 years as the Director of Strength and Conditioning for UNLV Athletics, overseeing sports performance programs for over 400 athletes each year, while also aiding in the development of UNLV's kinesiology department.  
Philippi also had a career in professional powerlifting. He won America's Strongest Man in 1997, was a seven-time World's Strongest Man qualifier and won the 1996 World Drug-Free Powerlifting Championships.  
A native of Menomonee Falls, Wis., Philippi and his wife, Tracey, have five children – Marc, Mckayla, Zachary, Jacque and Wynn.

PHILIPPI'S COACHING CAREER

Year	Team	Position
1991-06	UNLV	Director of Strength and Conditioning
2007-24	Philippi Sports Institute	Owner & Director of Performance Training
2025-Present	Chicago Bears	Assistant Strength and Conditioning



Justin  
**RUDD**  
**SENIOR DIRECTOR OF  
COACHING OPERATIONS**

**School:** University of Massachusetts Amherst  
**Hometown:** Montclair, N.J.

Justin Rudd joins the Bears in 2025 as Senior Director of Coaching Operations.

In his role, Rudd works directly with the head coach managing the football calendar and organizing the day-to-day operation of the team. He is the point of communication between the coaching staff and all supporting departments, and he manages the coaching budget, develops practice plans, builds practice schedules and oversees all coaching staff operations. Rudd also assists on the practice field during the week and the sideline on gameday.

Rudd arrives in Chicago after spending the last five seasons with the Dallas Cowboys, playing an instrumental role in football analytics and coaching operations elements. After joining the Cowboys in 2020 in a Video/Football Analytics capacity, spending three years in the specific role, Rudd was elevated to Coaching Operations Manager/Football Analytics in 2023, a capacity he would hold for the following two seasons. Over his five seasons with the Cowboys, Dallas secured two NFC East Division titles (2021 and 2023), with an appearance in the NFC Divisional Round in 2022, and won at least 12 games on three occasions. Rudd aided a Cowboys unit that ranked No. 6 in the NFL in passing yards per game and No. 7 in the league in scrimmage yards per game (380.6) over the five-season span, doing so with five different starting quarterbacks.

Prior to serving on Dallas' staff, Rudd had two tenures with DVSport, Inc. (2006-11 and 2012-19), a premier software platform used by personnel across the football spectrum, first as Operations/Senior Account Manager, then as Vice President of Sales & Marketing. Rudd's role also included direct interface and relations with coaching staffs and administrators across the NFL, CFL and NCAA, collaborating on reports, data, analytics and technology endeavors that connected analytics and coaching operations. Rudd also spent time as a Key Accounts Manager for Digitiz, Inc. (2011-12), an emerging audio/video systems design and integration company, where he engineered custom technological updates for teams across the NFL and NCAA.

Rudd spent four years at Rutgers University (2003-06), serving as Video Coordinator/Network Administrator, where he led, developed and guided a 13-person team overseeing video operations for the Scarlet Knights football team. Prior to his time at Rutgers, Rudd, served as a Quality Control/Video Assistant at the University of Pittsburgh in 2002.

A native of Montclair, NJ, Rudd graduated from the University of Massachusetts Amherst with a degree in sport management and minors in political science and Italian in 2001, also working closely with the football program and sports broadcasting department. Following graduation, Rudd spent time as a Quality Control/Video Assistant with the Carolina Panthers (2001) and Scottish Claymores of NFL Europe.

Rudd and his wife, Amanda, have two children – Laurel and Joseph.

RUDD'S FOOTBALL CAREER		
Year	Team	Position
2001	Carolina Panthers	Quality Control / Video Assistant
2002	Scottish Claymores (NFL-E)	Assistant Video Coordinator
2002	University of Pittsburgh	Assistant Video Coordinator
2003-06	Rutgers University	Video Coordinator / Network Administrator
2020-22	Dallas Cowboys	Video / Football Analytics
2023-24	Dallas Cowboys	Coaching Operations Manager/Football Analytics
2025-Present	Chicago Bears	Senior Director of Coaching Operations



Chavis  
**COOK**  
(formerly)  
**MANAGER OF COACHING  
ADMINISTRATION**

**School:** University of Alabama  
**Hometown:** Montgomery, Ala.

Chavis Cook enters his second season with Chicago in 2025, serving as the team's Manager of Coaching Administration. Joining the Bears in 2024, Cook's role involves aiding the coaching staff's day-to-day operation and general planning and execution. Prior to his arrival in Chicago, Cook spent five seasons with the Cleveland Browns (2018-13). Cook joined the Browns in 2018 as an Operations Intern, a position he held for two seasons, before being elevated to the role of Coordinator of Team Logistics. Cook assisted in the planning and execution of the travel operation, orchestrating all logistical measures for all road trips, as well as aided in the facilitation of budgetary items. In 2023, Cook was promoted to Manager of Team Logistics, where he continued to coordinate all aspects of team travel for the Browns. Cook added the responsibility of working with the Head Coach to coordinate the team's daily schedule, as well as logistics surrounding practice operation and the communication of such schedules across the organization. Additionally, Cook provided football personnel with input in relationship-building tactics, aiming to increase player development within the organization. Cook earned his Bachelor of Arts in Advertising from the University of Alabama in 2017 before earning his Master of Science in Sports Business Management from Alabama in 2018. While in Tuscaloosa, he worked as a Student Manager for the football program under Head Coach Nick Saban. During his time at Alabama, Cook contributed to a program that won two CFP National Championships (2015 and '17), aiding the effort for a third CFP National Championship Game appearance (2016). A native of Montgomery, Ala., Cook is married to his wife, Mary Margaret.

**COOK'S FOOTBALL CAREER**

Year	Team	Position
2014-18	University of Alabama	Student Manager
2018-19	Cleveland Browns	Football Operations Intern
2019-22	Cleveland Browns	Coordinator of Team Logistics
2023	Cleveland Browns	Manager of Team Logistics
2024-Present	Chicago Bears	Manager of Coaching Administration



Harrison  
**FREID**  
(b. 1988)  
**DIRECTOR OF RESEARCH & ANALYSIS**

School: University of Michigan  
Hometown: Needham, Mass.

Harrison Freid enters his fourth season with the Bears in 2025 as Director of Research & Analysis. Freid arrived to Chicago in 2022 after spending six seasons with the Miami Dolphins, serving as the Head Coach Assistant – Research & Analysis. Freid was a member of a Dolphins coaching staff that compiled back-to-back winning seasons for the first time in two decades.

In his role, Freid supports numerous departments with research-related responsibilities, ranging from Coaching, Football Administration to Personnel. Freid joined the Dolphins in 2016 from the NFL's League Office, where he served in two capacities: Football Operations Assistant and Talent Acquisition Analyst.

A native of Needham, Mass., Freid played collegiate lacrosse at the University of Michigan, where he earned a Bachelor of Arts degree and was named team captain in 2011. Following his graduation in 2011, Freid enrolled at St. John's University in Queens, N.Y., where he received his MBA and was also a member of the Johnnies' lacrosse team. Freid represented the Israel National Lacrosse team in the 2014 World Lacrosse Championships and 2015 World Box Lacrosse Championships. He won a gold medal with Israel in the 2017 European Box Lacrosse Championships.

Freid is married to his wife, Ruthie.

**FREID'S COACHING CAREER**

Year	Team	Position
2016-21	Miami Dolphins	Head Coach Assistant - Research & Analysis
2022-Present	Chicago Bears	Director of Research & Analysis



Erika  
**MARMOLEJO**  
**DIRECTOR OF PLAYER  
 ENGAGEMENT**

Marmolejo enters her fourth season with the Bears in 2023 and first as director of player engagement after serving as the club's player engagement coordinator for the previous three seasons. Her first job in the NFL came in 2016 after she was hired by the Oakland Raiders as an assistant to general manager Reggie McKenzie. In her role with the Raiders, she worked as a player personnel assistant in the team's scouting department for two seasons before transitioning into player engagement in 2018. After a brief stint with the Bulls, Marmolejo was hired by the Bears in 2020.

A Merced, Calif. native, Marmolejo played softball at Azusa Pacific University, where she majored in journalism.



Andre'  
**TUCKER**  
**SR. DIRECTOR OF SPORTS  
 MEDICINE AND PLAYER  
 HEALTH & HEAD ATHLETIC  
 TRAINER**

Andre Tucker is in his sixth season as the head athletic trainer of the Chicago Bears in 2023.

Tucker was also appointed as the team's Infection Control Officer (ICO) to help safely navigate the Bears during COVID-19 and beyond. In recognition of his efforts in 2020, he was the recipient of the Virginia Award, given annually to the Bears employee that has demonstrated the characteristics and values of Mrs. McCaskey: grace, humility, loyalty and dedication.

Having spent time with the Cleveland Browns, Atlanta Falcons and Jacksonville Jaguars, Tucker has 16 years of NFL athletic training experience. Prior to his arrival in Chicago, Tucker spent eight seasons with the Browns where he was an assistant head athletic trainer (2014-17) and assistant athletic trainer (2010-13).

Prior to joining the Browns, he served as an assistant athletic trainer with the Falcons (2008-09) and Jaguars (2004-07).

Tucker obtained a Bachelor of Science degree in athletic training from Florida International University in 2000 and went on to earn a Master's Degree in sports management in 2003.

Additionally, Tucker is a member of the Professional Football Athletic Trainers Society (PFATS), National Athletic Trainers' Association (NATA) and is a Certified Strength and Conditioning Specialist and National Academy of Sports Medicine Performance Enhancement Specialist.

Tucker has three children.



Adam  
**LAVAN**  
**ASSISTANT ATHLETIC  
TRAINER**



Mariellen  
**MARDIS**  
**ASSISTANT ATHLETIC  
TRAINER**



**TRISTEN ASKEN**  
Director of Rehabilitation  
Services



**CARLA SUBER**  
Director of Wellness



**TIM RIDNER**  
Assistant Head Athletic Trainer



**JEREMY SMITH**  
Assistant Athletic  
Trainer/Physical Therapist



**SYLE NOBLES**  
Assistant Athletic Trainer



**ANDY RIISE**  
Mental Performance and  
Leadership Coordinator



Tony  
**MEDLIN**  
**DIRECTOR OF EQUIPMENT**

Tony Medlin is in his 38th season with the Chicago Bears and his 28th as the team's head equipment manager. Medlin is responsible for executing the coordination of all team equipment operations including logistics, purchasing and inventory for all players, coaches and staff.

Medlin also serves as the team's liaison with the NFL's sole apparel providers, Nike and New Era.

Medlin has been honored as the NFL's top equipment manager twice in his career. In 2000 he received the Whitey Zimmerman Award and in 2016 he earned New Era's Equipment Manager of the Year Award.

In 2017, Medlin was the recipient of the Virginia Award, given annually to the Bears employee that has demonstrated the characteristics and values of Mrs. McCaskey: grace, humility, loyalty and dedication. In 2018, he was honored as one of the Chicago Defender's 50 Men of Excellence, awarded to African-American men who inspire others through their vision and leadership, exceptional achievement and participation in community service.

Named head equipment manager in 1997, Medlin initially joined the Bears as an assistant equipment manager in 1987. He previously served as the athletic equipment manager at his alma mater, North Carolina Central University, from 1982-87 after earning his degree in therapeutic recreation. He was inducted into the Alex M. Rivera Athletics Hall of Fame at North Carolina Central in 2006.

Medlin and his wife, Chandra, have one daughter, Brandy. Medlin is the older brother of Ron Medlin, who is the Baltimore Ravens senior assistant athletic trainer after spending time as head athletic trainer for the Atlanta Falcons.

Medlin's numerous charitable endeavors are highlighted by his role as the chairman of the annual Chicago Bears Coat Drive, which collects tens of thousands of coats during the holiday season. He is also involved with the "Say No to Drugs" campaign.





Tyler  
**GLENDE**  
**ASSISTANT DIRECTOR OF  
EQUIPMENT**



Nick  
**COOKS**  
**ASSISTANT EQUIPMENT  
MANAGER**



Gary  
**FAULCON**  
**ASSISTANT EQUIPMENT  
MANAGER**



**THOMAS WOODY**  
Assistant Equipment Manager



**CAMERON REED**  
Equipment Administrative  
Coordinator



Pete  
**SPIZZIRRI**  
**DIRECTOR OF SECURITY**



Rodney  
**KARLSTRAND**  
**SECURITY**



Tony  
**MCINERNEY**  
**SECURITY**



**JOHN TARPEY**  
SVP of Security



Kyle  
**KELLY**  
**VP OF TEAM OPERATIONS**



Parker  
**DILLEY**  
**VIDEO COORDINATOR**



**DARBY DUNNAGAN**  
Director of Video Operations



**JACK DOWLING**  
Assistant Director of Video Operations



**MIKE CARENS**  
Video Coordinator



**JAY NICKELL**  
Team Logistics Coordinator



**BETH HODGINS**  
Business Operations Specialist



**ALLEN SILVA**  
IT Network & Operations Analyst



Aaron  
**CLARK**  
**DIRECTOR OF FOOTBALL COMMUNICATIONS**

Aaron Clark enters his second season as Director of Football Communications for the Chicago Bears in 2024. Clark previously served as Manager of Football Communications (2021-22) and Coordinator of Football Communications (2019-20) after initially joining the Bears as a Media Relations Assistant in 2016. Prior to his time in Chicago, Clark served as a communications intern with the Carolina Panthers in 2015, as Carolina posted an NFL-best 15-1 regular-season record, claimed the NFC South Division title and defeated the Arizona Cardinals in the NFC Championship Game to appear in Super Bowl 50. A native of Virginia Beach, Va., Clark graduated from Virginia Wesleyan University, where was a four-year contributor on the basketball team.





Danny  
**MARKINO**  
**MANAGER OF FOOTBALL  
COMMUNICATIONS**

Danny Markino enters his first season as Manager of Football Communications in 2024. Prior to joining the Bears, Markino spent four seasons with the Los Angeles Chargers (2020-23), initially joining the club as Coordinator, Football Communications in 2020, before being promoted to Senior Coordinator, Football Communications in advance of the 2022 season. Markino entered the NFL as an intern with the Cleveland Browns, aiding the Browns' PR department over his final two years as an undergraduate, before joining the club in a seasonal capacity in 2018. In 2019, Markino was a member of the Kansas City Chiefs' communications team, operating as a seasonal assistant, as the franchise captured the organization's first World Championship in 50 years with a win in Super Bowl LIV. A native of Canton, Ohio, Markino graduated from John Carroll University (Ohio) in 2018 with a bachelor's degree in communications with a concentration in digital media, where he was a four-year letterwinner for the football team.



**MICAEN JOHNSON**  
Director of Corporate  
Communications



**ALI SAYERS**  
Football Communications  
Assistant



**MIGUEL LEMUS**  
Corporate Communications  
Assistant



Lorne  
**CHAN**  
**VP OF CONTENT &  
INNOVATION**



Nicole  
**ZIMMER**  
**DIRECTOR OF SOCIAL MEDIA**



Kevin  
**FOY**  
**CINEMATOGRAPHER AND  
ENGINEER**



Jacob  
**FUNK**  
**LEAD PHOTOGRAPHER**



Larry  
**MAYER**  
**SENIOR WEB WRITER/  
EDITOR**



Jasmine  
**BAKER**  
**CONTENT PRESENTER**



Gabby  
**HAJDUK**  
**WRITER**



**POOHIA VAN DYKE**  
VP of Social & Digital Content  
Strategy



**DAN BARILE**  
Director of Content and  
Production



**TIM DAYE**  
Manager of Social Media Content  
Creation



**MEGAN GRISETH**  
Manager of Social Media Partner  
Integration



**JORDAN TREDUP**  
Manager of Content and  
Production



**KATIE FOX**  
Coordinating Producer



**BRI HARVEY**  
Content Producer



**VERONICA MALESINSKI**  
Content Producer



**CHRIS YANKTON**  
Manager of Production / Special  
Projects



**MARLON BENNETT**  
Social Media Design Coordinator



**PABLO MORALES**  
International Social Media  
Content Creator



**CHIDERA UDEH**  
Social Media Coordinator




**KEVIN MEYERS**  
Manager of Digital Content



**MOLLY BROWN**  
Digital Product Coordinator



**AUSTIN HUETTE**  
Manager of Digital Content



**WILL BRIDGFORTH**  
Content Producer





Ken  
**MROCK**  
**HEAD GROUNDSKEEPER**



**BENJAMIN BAUMER**  
Assistant Groundskeeper



**ISAAC FARLEY**  
Assistant Groundskeeper



**PAUL HITZELBERGER**  
Assistant Groundskeeper



**ADAM HOLTZ**  
Assistant Groundskeeper



**BRECK ACKLEY**  
Director of College Scouting



**SCOTT ADAMS**  
Mascot Coordinator



**HALLEE ALTENBURG**  
123 Wacker Office Coordinator




**ROGER AMELSE**  
Building Engineer



**JUSTO ARELLANO**  
Suite Sales Manager



**TRISTEN ASKEN**  
Director of Rehabilitation  
Services



**JASMINE BAKER**  
Content Presenter



**DAN BARILE**  
Director of Content and  
Production



**BENJAMIN BAUMER**  
Assistant Groundskeeper



**BRITT BENDING**  
Executive Assistant



**MARLON BENNETT**  
Social Media Design Coordinator



**BAILEY BLACK**  
Team Photographer



**CLAIRE BLAKEMORE**  
Team Activist



**JOEY BLOOM**  
Data and CRM Engineer



**JOHN BOSTROM**  
Senior Advisor of Operations and  
Safety



**TOM BRADWAY**  
Northeast Area Scout




**ALLISON BRAUER**  
Manager of Premium  
Membership Service & Retention



**HOLLY BROWN**  
Digital Product Coordinator



**TERRANCE BROWN**  
IT Support and Operations  
Analyst



**TAYLOR BRZEZINSKI**  
Partnership Activation Specialist




**GEOFF BUNZOL**  
Director of Building Operations



**MICHELLE BURKE-MCCASKEY**  
VP of Fan Experience



**CARTER BYRD**  
Corporate Sponsorship Diversity  
Fellow



**MIKE CARENS**  
Video Coordinator



**DOUG CARAHAN**  
VP of Corporate Partnerships



**JAMIE CASSELBERRY**  
Accounts Payable Specialist



**KRISTELL CASTRO**  
Manager of Accounting



**ALISSA CAULFIELD**  
Membership Services Specialist



**RYAN CAVANAUGH**  
Southeast Area Scout



**LORNE CHAN**  
VP of Content & Innovation



**RACHEL CHESKY**  
Manager of Partnership  
Activation and Solutions



**MEGHAN CLANCY**  
Manager of Event Hospitality




**AARON CLARK**  
Director of Football  
Communications



**CHRISTINE COLLINS**  
Ticket Sales and Service  
Assistant



**JOHN CONROY**  
VP of Brand Creative



**NICK COOKS**  
Assistant Equipment Manager



**DAVID CUMMINGS**  
Membership Services Specialist



**IAN CUNNINGHAM**  
Assistant General Manager



**STALEY DA BEAR**  
Mascot



**LARON DAVIS**  
Corporate Partnerships Manager



**MAI DAVIS**  
Executive Assistant



**TIM DAVE**  
Manager of Social Media Content  
Creation



**WHITNEY DEBUCK**  
Director of Accounting  
Operations



**PAWNEE DELA CRUZ**  
Graphic Designer



**ELYCIA DELGADO**  
Staff Accountant



**ELAINE DELOS REYES**  
Project Management Lead



**PARKER DILLEY**  
Video Coordinator



**NATHAN DILORENZO**  
Director of Suite Sales and  
Service



**JACK DOWLING**  
Assistant Director of Video  
Operations



**DAVID DUDECK**  
Southwest Area Scout



**DARBY DUNNAGAN**  
Director of Video Operations



**KEITH EARLE JR.**  
Midlands Area Scout



**DAVE ECK**  
Corporate Partnerships Manager



**ISAAC FARLEY**  
Assistant Groundskeeper



**GARY FAULCON**  
Assistant Equipment Manager



**GWEN FEDERHAM**  
Paralegal



**MATT FEINSTEIN**  
VP of Football Administration



**BRIAN FORTH**  
Director of Ticket Operations



**KRUSTA FORTMAN**  
Membership Services Specialist



**KATIE FOX**  
Coordinating Producer



**KEVIN FOY**  
Cinematographer and Engineer



**RACHEL FRANK**  
Suite Sales Manager



**JACOB FUNK**  
Lead Photographer



**MAGGIE GERALDI**  
Director of Partnership  
Activation




**MALLORY GLAZIER**  
Manager of Partnership  
Activation and Development



**TYLER GLENDE**  
Assistant Director of Equipment



**GRACIE GLICKMAN**  
Corporate Partnerships  
Coordinator



**SAUL GONZALEZ**  
IT Support and Operations  
Analyst



**STEVEN GOODWIN**  
Stadium Operations Manager



**BRYAN GREENAWAY**  
Senior Applications Engineer



**MEGAN GRESET**  
Manager of Social Media Partner  
Integration



**BOBBY HACK**  
Manager of Game Presentation




**GABBY HAIDUK**  
Writer



**MARGE HAMM**  
Director of Bears Care



**ELAENA HARRIS**  
Associate Counsel



**BRI HARVEY**  
Content Producer



**REESE HICKS**  
West Coast Area Scout



**JOHN HILBRICH**  
Manager of Ticket Operations



**RICHARD HILDEBRAND**  
Sr. Director of Football  
Technology



**KAREEMA HILL**  
Membership Services Specialist



**DOM HILLESHEIM**  
Partnership Activation Specialist



**BLAIR HITCHCOCK**  
Director of Sports Nutrition



**PAUL HITZELBERGER**  
Assistant Groundskeeper



**BETH HOGGINS**  
Business Operations Specialist



**ADAM HOLTZ**  
Assistant Groundskeeper



**D.J. HORD**  
Director of Pro Scouting



**RYAN HUBLEY**  
Football Research Manager



**AUSTIN HUETTE**  
Manager of Digital Content



**KELLEY JACOBSEN**  
Graphic Designer



**NATALIA JERZYK**  
Digital Marketing Specialist



**BRENT JOHNSON**  
IT Security Architect



**MICHAEL JOHNSON**  
Director of Corporate  
Communications



**JAKE JONES**  
VP of Finance and Accounting



**JEFF JONIAK**  
Play-by-Play



**COLLEEN COLLINS-JOSELLIS**  
Executive Assistant to the GM



**RODNEY KARLSTRAND**  
Security



**KYLE KELLY**  
VP of Team Operations



**JEFF KING**  
Senior Director of Player Personnel



**ALLISON KNECHT**  
Manager of Suite Service



**DILLON KNIGHT**  
Premium Membership Service Specialist



**JOANN KOWALSKI**  
Project Management



**TREY KOZOL**  
Director of Player Personnel



**AJ LAMB**  
Director of Sports Science



**NOBLE LANDRY**  
Assistant Strength and Conditioning



**BOB LASKOWSKI**  
Fan Experience Manager



**ADAM LAVAN**  
Assistant Athletic Trainer



**KEISHA LEE**  
Event Strategy Manager



**SHARON LEHNER**  
Administration



**MIGUEL LEMUS**  
Corporate Communications Assistant



**AMY LOCH**  
Stadium Operations Manager



**DANICA LOPEZ**  
Partnership Activation Specialist



**CHARLES LOVE**  
Pro Scout



**LOUISE MAKI**  
Payroll Administrator



**VERONICA MALESINSKI**  
Content Producer



**MEGAN MALONE**  
Director of Corporate Partnerships



**MIKE MANGONI**  
Building Engineer



**MARIELLEN MARDIS**  
Assistant Athletic Trainer



**DANNY MARKINO**  
Manager of Football Communications



**ERIKA MARMOLEJO**  
Director of Player Engagement



**KATLYN MASON**  
Security Operations & Administration



**LARRY MAYER**  
Senior Web Writer/Editor



**BRICE MCALLISTER**  
Player Engagement Coordinator



**CONOR MCCASKEY**  
Director of Revenue Strategy



**JAMES MCCASKEY**  
Manager of Financial Reporting



**MELISSA MCDERMOTT**  
VP of Business Strategy



**TONY MCINERNEY**  
Security



**TONY MEDLIN**  
Director of Equipment



**BECCA MEEK**  
HR Business Partner, Operations & Compliance



**KELSEY MEISENZAHL**  
Marketing Coordinator



**KEVIN MEYERS**  
Manager of Digital Content



**PABLO MORALES**  
International Social Media Content Creator



**KEN MROCK**  
Head Groundskeeper





**ALEX MURIELLO**  
Event Operations Coordinator



**JUSTIN NATH**  
Business Analyst, Marketing



**JOSH NAYLOR**  
Director of IT



**PIERRE NGO**  
Head Strength and Conditioning



**JAY NICKELL**  
Team Logistics Coordinator



**SYE NOBLES**  
Assistant Athletic Trainer



**JESSICA NOONAN**  
Executive Assistant to the Chairman



**LOGAN OPPEGARD**  
Suite Sales Manager



**ROBERT ORAWIEC**  
Shipping and Receiving Coordinator



**NICK PAPAGNO**  
NFL Scout



**ROMMEL PARAISO**  
Manager of Motion Graphics Design and Production



**NABIL PATEL**  
Staff Accountant



**BRENDAN PIERCE**  
Director of Membership Service & Retention



**RYAN POLES**  
General Manager



**JAKE PONIKVAR**  
Pro Scout



**KATE RACKOW**  
Player & Alumni Relations Manager



**CAMERON REED**  
Equipment Administrative Coordinator



**BRENDAN REHORR**  
National Scout



**REBECCA REID**  
Sr. Suite Sales Manager



**TIM RIDNER**  
Assistant Head Athletic Trainer



**ANDY RISE**  
Mental Performance and Leadership Coordinator



**ANA RODRIGUEZ**  
Talent Acquisition Coordinator



**KRISTIN ROGERS**  
VP of Human Resources



**LUKE ROGERS**  
Football Data Engineer




**EMILY ROONEY**  
VP of Event Strategy & Hospitality



**JAKE SADOWSKI**  
Motion Graphics Animator



**FRANCIS SAINT PAUL**  
Assistant Director of College Scouting



**BRENT SALAZAR**  
Clyde Emrich Director of High Performance



**MALLORIE SANDERS**  
DEI & Social Impact Programs Manager



**MIKE SANTARELLI**  
Executive Director of Football Technology



**ALI SAYERS**  
Football Communications Assistant



**ANA SCARLATI**  
Manager of Suite Service



**JEFF SHIVER**  
Executive Scout



**ALLEN SILVA**  
IT Network & Operations Analyst



**GUSTAVO SILVA**  
Director of Football Development



**MATT SIMEONE**  
Director of Player & Alumni Relations



**CHRIS SIMMS**  
Corporate Partnerships Account Executive



**LENNY SMID**  
Manager of Building Operations



**JEREMY SMITH**  
Assistant Athletic Trainer/Physical Therapist



**LEONARD SMITH**  
Youth & High School Football Coordinator



**PETE SPIZZIRRI**  
Director of Security



**JUSTIN STAHL**  
VP of Information Technology




**MAT STEWART**  
Lead Graphic Designer



**KATLIN STRANGE**  
Director of Game Presentation



**JENILEE STROUD**  
Payroll Administrator- Staff



**CARLA SUBER**  
Director of Wellness



**KARTHIK SUKUMAR**  
Director of Advanced Analytics



**ADAM SUNDH**  
Sport Scientist Assistant



**AUTUMN SWINDELL**  
Executive Assistant



**JOHN SYTY**  
National Scout



**KENDALL TAYLOR**  
IT Support and Operations Analyst



**TOM THAYER**  
Analyst



**BRITTNEY THOMAS**  
Corporate Partnerships Manager



**JORDAN TREPUD**  
Manager of Content and Production



**ANDRE TUCKER**  
Sr. Director of Sports Medicine and Player Health & Head Athletic Trainer



**CHIDERA UDEH**  
Social Media Coordinator



**MICHAEL VASQUEZ**  
Lead Motion Graphics Animator



**ANGELA VEVERKA**  
Partnership Activation Assistant



**LIZ WALLACE**  
Receptionist



**JOSH WALLS**  
Partnership Activation Specialist



**ASHTON WASHINGTON**  
Player Personnel Coordinator



**ORLANDO WATT**  
Manager of Membership Service & Retention



**KALLEN WEBSTER**  
Communications Assistant / Special Projects



**RYAN WEESE**  
Midwest Area Scout



**MARQUIS WHITE**  
Partnership Activation Coordinator



**JENNIFER WILGOSIEWICZ**  
Executive Assistant



**THOMAS WOODY**  
Assistant Equipment Manager



**ANDREA WRIGHT**  
Football Administration and Analytics Coordinator



**CHRIS YANKTON**  
Manager of Production / Special Projects



**BRANDON YEZEK**  
Director of Stadium Operations



**GHADA YOUSEF**  
Manager of Brand Creative



**DAN YULISKA**  
Manager of Team Heritage



**NICOLE ZIMMER**  
Director of Social Media



**ANDREA ZOPP**  
Senior Advisor, Legal and  
Business Affairs



George H.  
**McCASKEY**  
**CHAIRMAN**

George Halas McCaskey became the fourth Chairman in Chicago Bears team history on May 5, 2011, following in the footsteps of his grandfather, George Halas, father, Edward W. McCaskey and brother, Michael.

George is one of the 13 grandchildren – and namesake – of George Halas, the founder and patriarch of the Chicago Bears. Like his brothers and sisters, he grew up around the Bears. His first part-time job, at age 14, was as an office assistant at the team's headquarters in Chicago's Loop. He later worked for several summers as a ball boy at Bears training camp, calling it one of the best experiences of his life.

George has worked to carry on the storied tradition of the Bears with a yearly goal of winning the NFL Championship, uphold the integrity and values established in the previous 104 years of the club and oversee the franchise's leadership role in the Chicagoland community. One of the club's recent developments and accomplishments has been the addition of the Bears Diversity, Equity and Inclusion department within the front office. Started in 2021, the DEI department continues to form an integrated approach to all DEI efforts that will permeate throughout the club while also advancing a culture of inclusivity and belonging resulting in more equitable outcomes.

Prior to his role as the club's Chairman, George previously served as the team's senior director of ticket operations, working in the ticket office for 20 seasons, joining the Bears in 1991 as ticket manager. He has been a member of the Bears' Board of Directors since 2004.

George attended Arizona State University, where he earned his bachelor's degree in Broadcasting in 1978, his law degree in 1981 and a Master of Laws (LL.M.) degree in 2021. He passed the Illinois bar exam in 1981, but now describes himself as a "recovering lawyer." He worked in television news in Phoenix, Peoria, Tulsa and Chicago, before serving as an Assistant State's Attorney in Lee County and DeKalb County, Ill.

In his spare time, George enjoys officiating youth baseball and soccer.







## Kevin **WARREN** **PRESIDENT AND CEO**

Kevin Warren was named President and Chief Executive Officer of the Chicago Bears on January 12, 2023, and formally assumed the role on April 17, 2023. In his role, Warren is responsible for all business operations and football operations, while also overseeing the team's transformative stadium development project.

Warren is the first Black President and CEO in club history and the first President and CEO hired from outside the organization. Warren succeeded Ted Phillips, who served in the same capacity since February 10, 1999, becoming just the fifth President in Bears history, following George S. Halas, George "Mugs" Halas, Jr., Michael McCaskey and Phillips.

Warren was honored at the 2025 NFL Women's Forum with the second-annual Buddy Teevens Forward Progress Award, presented to an individual who champions and advocates for the inclusion of women in football. NFL Women's Forum founder Sam Rapoport lauded Warren's progression and advancements, including assembling 'one of the most diverse leadership teams in sports,' since joining the Bears in 2023.

A veteran executive of 24 years in the NFL, Warren joined the Bears in 2023 after spending nearly four years as Commissioner of the Big Ten Conference. Warren served as the sixth commissioner in the 127-year history of the conference. He was the first Black leader to serve as commissioner of any Power Five conference. In his time with the Big Ten, Warren guided the conference to an expansion to 16 schools beginning in 2024, adding the University of Southern California and the University of California Los Angeles, as well as leading the negotiation of an unprecedented media rights deal that will generate over \$7 billion during a seven-year period, and generates \$1 billion annually. Warren also substantially increased the talent of color represented in Big Ten Conference office staff, introduced the first basketball media day that featured both men's and women's teams and players equally, created the Big Ten Equality Coalition, a nonpartisan group representing all 14 member institutions committed to combat racism, and developed a mental health and wellness cabinet.

Prior to his nearly four years at the Big Ten Conference, Warren served as the Chief Operating Officer of the Minnesota Vikings (2015-19), one of the most influential, progressive, and profitable periods in the organization's history. As COO of the Vikings, Warren oversaw all aspects of the business operations of the franchise. Warren, who spent a decade-and-a-half in Minnesota, joined the organization in 2005, and throughout his tenure, served in a variety of senior leadership capacities for the club.

While in Minnesota, Warren played a critical role in all business, financial, legal and operational aspects related to U.S. Bank Stadium and was involved in the design, construction, business, legal and operational components of the stadium which hosted Super Bowl LII. He also played a key role in the design, development and planning of Twin Cities Orthopedics Performance Center, the Vikings Headquarters in Eagan, Minnesota, in addition to the ancillary real estate development of Viking Lakes. Under Warren's leadership, the Vikings restructured the organization with an emphasis on promoting women to key executive positions.

Prior to working for the Vikings, he represented the Vikings' current ownership group, led by the Wilf Family, in their purchase of the team in 2005. In September of 2013, Warren was named a member of the NFL Committee on Workplace Diversity. Since joining the Bears in 2023, Warren has served as a member of the NFL's Diversity Committee.

Prior to his tenure with Minnesota, Warren served as Vice President of Player Programs & Football Legal Counsel for the St. Louis Rams from 1997-99, contributing to a franchise that secured a World Championship with a victory in Super Bowl XXXIV. Additionally, Warren held the roles of Vice President of Football Administration with the Rams (2000) and Senior Vice President of Business Operations & General Counsel for the Detroit Lions (2001-03).

For undergraduate studies, Warren attended the University of Pennsylvania in Philadelphia, playing basketball for the Quakers' 1981-82 Ivy League Championship team, before earning his undergraduate degree in Business Administration from Grand Canyon University in 1986, where he was a member of the basketball team. Following his graduation from Grand Canyon University, Warren attended Arizona State University, earning his Master of Business Administration in 1988, before attending the University of Notre Dame Law School, earning his Juris Doctor in 1990.

In recognition of his contributions on the basketball court, Warren was inducted into the GCU Athletic Hall of Fame in 2012.

Warren and his wife, Greta, currently reside in the Chicagoland area and have two children – daughter, Peri, and son, Powers.






Patrick  
**MCCASKEY**  
**SECRETARY**



Brian J.  
**MCCASKEY**  
**MEMBER**



Ed  
**MCCASKEY JR.**  
**MEMBER**



Pat  
**RYAN**  
**MEMBER**



## Ted CREWS

**SPECIAL ADVISOR TO THE PRESIDENT/  
CEO & CHIEF ADMINISTRATIVE OFFICER**

Ted Crews enters his second season as Special Advisor to the President/CEO & Chief Administrative Officer for the Chicago Bears in 2025.

In his role, Crews works closely with President and CEO Kevin Warren and the club's Executive Leadership Team on developing and implementing strategic operational procedures to advance the Chicago Bears, honoring the legacy and integrity of the storied franchise through exemplary representation in day-to-day proceedings. In his first season as a member of the Bears, Crews played a pivotal role in the development and evolution of various operations, including those in the football and business sectors, as well as stadium development.

Crews, with his experience, a forward-thinking outlook and a perspective developed over 27 years working in the National Football League, oversees all in-house content and production ventures, including the digital and social media arms of the Chicago Bears, brand initiatives and the club's corporate and football communications efforts. An award-winning figure over his two-plus decades in the NFL, Crews has been recognized on three separate occasions at the Fritz Pollard Alliance Foundation's *Salute to Excellence Awards* for his outstanding work and success as an African American in an executive position in the NFL.

Prior to joining the Bears in 2024, Crews spent 12 years leading all communications efforts for the Kansas City Chiefs, providing guidance and oversight throughout the development of his innovative and strategic communications operation. Crews, as spokesperson and primary contact on all communications efforts for the Chiefs, served as the liaison between the club and all levels of external media – local, national and international. Crews worked closely with Chiefs Chairman and CEO Clark Hunt, Head Coach Andy Reid, General Manager Brett Veach, President Mark Donovan and the club's key players on problem-solving measures and best practices, providing optimal representation of the club and brand. Crews oversaw numerous high-profile and progressive organizational projects during his time in Kansas City, including working with club executives on the development of the Chiefs' corporate communications arm, which led to unprecedented off-field success as the franchise achieved sustained prominence on the global stage.

Over his decade-plus in Kansas City, Crews led a staff that was instrumental in capitalizing on on-field success through their communications operation and strategy during a span that included three World Championships, four Super Bowl appearances, six-straight AFC Championship Game berths and eight-consecutive AFC West Division titles. Crews' leadership during the COVID-19 pandemic was pivotal, as the Chiefs were at the forefront of providing regular access to the club's players, coaches and executives, as the consistency provided by professional sports aided the world during a challenging time for all. Off the field, Crews implemented tactical and deliberate ventures for the betterment of the franchise and the club's impact on the surrounding community, starting with the development of a corporate communications department designed to better serve the needs of the club's budding business operations. In consultation and partnership with Donovan and the organization's leadership, Crews spearheaded the creation of the club's corporate communications department, an extension of his staff that provided publicity and support to all of the Chiefs' off-field ventures, including growth in the international market, guidance on publication and branding with prominent corporate partnerships and the hosting of world-class events at Arrowhead Stadium, such as concerts and World Cup matches that reach audiences of global proportions.

Crews joined the Chiefs after spending three seasons as the Senior Director of Communications for the St. Louis Rams (2009-11), where he served as the primary contact on all football matters for ownership, as well as the club's general manager and head coach, in addition to being the team's official spokesperson. Before his time with the Rams, Crews held the role of Football Communications Manager for the Atlanta Falcons from 2005 to 2008, a tenure during which he provided media support and organization for the general manager, head coach, coaching staff and full player roster.

Crews entered the NFL as an intern with the Carolina Panthers, gaining experience in the profession during his time as an undergraduate at South Carolina State University. Following two years as an intern, Crews spent five seasons as the Media Relations Assistant for Carolina (2000-04), learning under Charlie Dayton, former Panthers PR Director and Pro Football Hall of Fame *Awards of Excellence* honoree.

A proud graduate of South Carolina State University (1999), Crews was recognized with one of the school's highest honors in 2014, as he received the Distinguished Young Alumnus Award. Crews returned to his alma mater in 2024 to serve as the keynote speaker for the Fall 2024 Commencement Convocation, and was presented with an Honorary Doctorate from the university.

Additionally, Crews has also been invited by the NFL to help lead the league's Super Bowl communications staff on 10 occasions, in addition to numerous Pro Bowls.

Crews, a native of Columbia, Md., and his wife, Michelle, have three children – Tesdell Jacob IV, Olivia Celeste and Dean J. William.



Liz  
**GEIST**  
**EVP OF PEOPLE AND CULTURE  
& CHIEF HR OFFICER**

Liz Geist enters her 12th season as a member of the Chicago Bears in 2025. Geist was named to the newly created position of Executive Vice President of People and Culture & Chief Human Resources Officer on April 10, 2024.

Geist serves as a key strategic partner to President & CEO Kevin Warren, supporting a unified vision for organizational excellence, while building a world-class culture and developing strategies for sustained success.

Additionally, Geist leads the organization's Human Resources sector, focusing on creating a supportive and empowering workplace culture that enables employees to thrive. Geist collaborates with Warren and the Executive Leadership Team to align initiatives with strategic objectives, while fostering a culture of excellence and innovation.

Geist's journey with the Bears began in 2014, joining the organization as the sole member of the HR department. Over the past decade, Geist's visionary leadership and dedication have been instrumental in transforming the HR department into a robust team that serves the Bears. Her commitment to fostering a supportive and empowering workplace culture has left an indelible mark on the organization, solidifying its reputation as a leader in progressive HR practices within the sports industry.

Before her tenure with the Bears, Geist navigated through various industries, including non-profit and transportation and logistics. Her experiences in these diverse environments deepened her understanding of the often complex nature withing HR leadership. During this time, Geist developed her unique approach to fostering dignity, respect and humanity in the workplace, setting her on a trajectory towards success.

Upon joining the Bears, Geist was at the forefront of leading initiatives to standardize hiring processes, establish comprehensive professional development programs, and prioritize mental health support for all staff members. Geist's innovative approach and tireless advocacy have not only elevated the Bears' organizational culture and values but have also positioned the team as a trailblazer in progressive HR practices within the sports industry.

In addition, Geist made significant contributions to major projects for the Bears. Geist served on the design committee for the expansion and renovation of Halas Hall in 2019, leveraging insights gained from touring top-tier facilities with the general manager and architects to create what is now considered one of the best practice facilities in the NFL. Additionally, with the support of the CFO, Geist played a key role in establishing an office in downtown Chicago that better suited the needs of staff members and executives.

In 2023, the club selected Geist to participate in the NFL League of Leaders Executive Education Program at Stanford University.

Beyond her professional achievements, Geist serves on the Pro Sports Assembly's Board of Directors, remaining committed to the power of inclusivity and uniting as a force to create a strong, healthy, and fair future for the professional sports industry.



Karen  
**MURPHY**  
**EVP OF STADIUM  
 DEVELOPMENT & CHIEF  
 OPERATING OFFICER**

Karen Murphy enters her 26th season as a member of the Chicago Bears in 2025. Initially joining the Bears in 1999, Murphy serves as the organization's first-ever Executive Vice President of Stadium Development & Chief Operating Officer since being named to the position in 2024.

Murphy oversees the organization's transformative stadium development project, working closely with President & CEO Kevin Warren on creating, evolving and executing long-term, strategic objectives centered around building a transcendent, world-class stadium for Bears fans, while fostering a culture of innovation and excellence.

Murphy's leadership and counsel extend across critical areas, including finance and accounting, stadium and event operations, building operations, grounds, information technology, procurement and innovation. Murphy's strategic direction ensures coordination and alignment, which are integral to upholding the Chicago Bears' standard of excellence across the organization.

Throughout Murphy's 25-plus-year tenure with the Bears, Murphy most recently served as Senior Vice President of Business Strategy & Chief Financial Officer, helping to shape the organization's strategic direction while spearheading transformative initiatives. After joining the club in 1999 as a Controller, Murphy was promoted to Chief Financial Officer in 2002, before adding Senior Vice President of Business Strategy responsibilities in 2016. Over her time with the Bears, Murphy helped lead the execution of renovations at Soldier Field in 2003, as well as at Halas Hall in 2013 and 2019.

Murphy's visionary leadership has driven the club to leverage technology as a competitive advantage, integrating analytics into decision-making processes and prioritizing the recruitment, development and retention of world-class talent and systems.

Prior to joining the Bears in 1999, Murphy served as a Senior Auditor at Ernst & Young Global Consulting Services (1993-97) before joining The Walt Disney Company in 1997 as a Corporate Management Senior Auditor.

Raised in Sun Prairie Wis., Murphy graduated with a Bachelor of Business Administration Accounting from the University of Wisconsin-Madison.



Meka White  
**MORRIS**  
**EVP OF REVENUE & CHIEF  
 BUSINESS OFFICER**

Meka White Morris enters her second season as a member of the Chicago Bears in 2025. Morris joined the Bears as Executive Vice President of Revenue & Chief Business Officer in 2024. In this role, Morris oversees corporate partnerships, suites, ticketing, revenue optimizations, brand marketing and strategic planning.

Prior to joining the Bears, Morris served as the Executive Vice President and Chief Business Officer of the Minnesota Twins. Morris' key responsibilities were aimed at aligning and advancing the organization's revenue-generating platforms – inclusive of Twins baseball and Target Field, but also expanding beyond the ballpark and traditional industry boundaries. She had direct oversight of, and provided strategic guidance for, the club's efforts and initiatives in business intelligence and analytics, innovation, brand partnerships, ticketing, suites and premium inventory, marketing and communications, broadcast, game entertainment, and Target Field's non-baseball events.

An established sports and entertainment executive, Morris also built an extensive track record of success working in sales and marketing-focused leadership roles for LEARFIELD, Legends Hospitality, Live Nation Entertainment, the Charlotte Hornets (Bobcats), the Oakland Raiders and the Cleveland Cavaliers.

In addition to her professional achievements, Morris has actively contributed to various boards and organizations, including the YMCA of the North, the US Special Olympics, the Minneapolis Downtown Council, the Carlson School of Management Strategic Board and the Women's Presidents' Organization, among others.

A native of Boston, MA, Morris earned her B.S. in journalism and strategic communications from the University of Kansas, where she was a track and field athlete for the Jayhawks. Her late father, Boston Celtics legend Jo Jo White, had a stellar 12-year NBA career. He was a seven-time NBA All-Star and 1976 NBA Finals MVP, whose No. 10 jersey is retired by the Boston Celtics and was inducted into the Naismith Memorial Basketball Hall of Fame in 2015.

Meka, her husband, Shaun, and daughter, Malone Jo, reside in the Chicagoland area.



Tanesha  
**WADE**  
**EVP OF DIVERSITY, EQUITY  
 AND INCLUSION & CHIEF  
 IMPACT OFFICER**

Tanesha Wade enters her 13th season with the Chicago Bears in 2025 and was named Executive Vice President of Diversity, Equity, and Inclusion & Chief Impact Officer on May 1, 2024.

Wade works closely with President & CEO Kevin Warren and the executive leadership team to lead the continued development and execution of a comprehensive, community-centered DEI strategy for the Bears. Her work integrates Club principles across all organizational facets, from player and alumni relations to fan engagement and internal team dynamics. Wade collaborates with club leadership, alumni, advisory boards and various stakeholders to foster strategic partnerships, promote equity and inclusivity, grow access to youth sports locally and globally and amplify marginalized voices, ensuring organizational initiatives and mission-driven priorities resonate broadly to make a meaningful impact throughout our communities.

Through her leadership, the Bears will continue to champion enhanced efforts in local community outreach and engagement, charitable giving initiatives, supplier and partner diversification and inclusive opportunities for business accessibility and economic advancement. Wade and her staff focus on the development, strategic design and implementation of the organization's community engagement and social impact initiatives, overseeing the evolution and operation of key social justice efforts, player and alumni engagement and advancement of philanthropic efforts. Her team serves as a vital link across departments and between the organization and community stakeholders, ensuring that efforts align with the organization's mission, while fostering a sustainable impact.

Wade has been an integral member of the organization since 2013, initially serving as the Director of Events and Entertainment, where she was tasked with shaping and implementing the team's event, production and game presentation strategies. Wade ascended to the role of Senior Vice President of Diversity, Equity and Inclusion in 2021, where she was instrumental in developing the framework for the Club's diversity, equity and inclusion framework and foundational efforts.

Prior to joining the Bears, Wade spent five years at the University of Minnesota, overseeing stewardship events and premium seating program sales and service operations for the athletics department. In addition to her role, Wade is an adjunct professor at Northwestern University's School of Professional Studies, sits on the advisory board of Women in Sports and Events (WISE) Chicago, and serves as a mentor through Big Brothers Big Sisters.

A native of Des Moines, Iowa, Wade is a graduate of Oregon State University, where she was also a member of the women's basketball team.



Krista  
**WHITAKER**  
**EVP OF LEGAL AND BUSINESS  
 AFFAIRS & CHIEF LEGAL  
 OFFICER**

Krista Whitaker enters her second season as a member of the Chicago Bears in 2025. Whitaker was named the organization's Executive Vice President of Legal and Business Affairs & Chief Legal Officer on April 9, 2024.

In her role, Whitaker provides legal oversight and strategic guidance to the club and leads the organization's legal and security departments. Working closely with President and CEO Kevin Warren, Whitaker provides comprehensive legal counsel and support to the club, both in football and business operations.

Whitaker and her staff develop strategic, solution-based legal departmental operations to benefit the Chicago Bears and the organization's entities. Whitaker and her staff guide the organization through complex legal matters, ensuring alignment with the club's business objectives. Whitaker manages the club's day-to-day global legal department across all transactional, corporate, litigation, commercial, security and regulatory matters.

Prior to joining the Bears in 2024, Whitaker served as Vice President, Associate General Counsel for the Miami HEAT, providing strategic legal advice and counsel to support the organization's day-to-day operations, while also drafting and negotiating key financial sponsorship and media rights agreements, as well as naming rights agreements. Initially joining the franchise as Senior Associate Counsel, Whitaker was elevated to Vice President, Associate General Counsel prior to her second season with Miami.

Before her tenure with the HEAT, Whitaker practiced in New York City at Proskauer, a leading international law firm with a prominent sports law practice. At Proskauer, Whitaker had a broad-based corporate practice focusing on transactional, governance and general corporate matters with an emphasis on the sports, media and entertainment industries.

Whitaker has been recognized by her professional and personal achievements in the National Bar Association's *40 Under 40*, the *Nation's Best Advocates* list, *Legal 500's GC Powerlist for Miami*, *SBJ's New Voices Under 30* and as a *Rising Star in Sports* by Law360.

Whitaker also serves as an adjunct professor at the University of Miami School of Law, leading and inspiring aspiring law professionals, contributing to the program's Entertainment, Arts and Sports Law Program Advisory Board. Whitaker's commitment extends beyond her professional endeavors, as she actively contributes to legal education and serves her community.

A native of Fort Worth, Texas, Whitaker earned her undergraduate degree from Texas A&M University and her law degree from Stanford Law School.





Laura  
**ANDERSON**  
**SVP OF ADMINISTRATION &  
 CHIEF FINANCIAL OFFICER**

Laura Anderson enters her first season as a member of the Chicago Bears in 2025. Anderson was named Senior Vice President of Administration & Chief Financial Officer on March 24, 2025.

Anderson joins the Bears after most recently serving as the Chief Financial Officer and Treasurer for the Big Ten Conference, overseeing financial operations and strategic planning, ensuring financial stability during one of the most transformational tenures of the conference's storied history.

Anderson's role will encompass oversight of all financial, accounting and information technology operations involving the organization and will be instrumental in navigating an evolving economic climate and deploying technology as a competitive advantage for the advancement and progression of the Chicago Bears.

During Anderson's seven years with the Big Ten Conference, her leadership as Chief Financial Officer to the Office of the Commissioner and Treasurer to the Board of Directors served an integral role in the conference's operations, providing consistent, strategic guidance to the Big Ten's presidents, chancellors and athletic advisory entities. Before being elevated to Chief Financial Officer and Treasurer, Anderson provided senior-level management and prudent guidance as Senior Vice President and Controller, developing operational strategies during the pandemic and collaborating with senior leadership on the advancement and progression of the conference amid adversity.

Prior to joining the Big Ten Conference, Anderson supported ESI Consultants as a Senior Financial Consultant, leading the internal operations of the firm, beginning at the start-up level, after serving as an Audit Consultant for Chicago's Arthur Andersen LLP, working in the group's audit practice, contributing to the advising of clients, including multi-national and publicly-traded companies.

A graduate of the University of Illinois at Urbana-Champaign, Anderson is a member of the American Institute of Certified Public Accountants (AICPA) and the Illinois CPA Society, as well as Women Leaders in Sports and Women in Sports and Events.

In the Chicagoland community, Anderson is an active volunteer in the non-profit realm, honorably serving as a past President of the Junior League of Chicago and currently on the Board of Directors for the DuPage Children's Museum. In recognition of excellence and transformation at the Big Ten Conference and throughout Greater Chicago, Anderson was highlighted by Crain's Chicago Business, gaining recognition on the publication's Notable CFOs list of 2023.

A native of Illinois and a resident of Chicago, Anderson and her husband, Scott, are parents to two children – Emma and Ryan.



Tanya  
**DREESEN**  
**SVP OF STRATEGY AND  
 GLOBAL AFFAIRS & CHIEF OF  
 STAFF**

Tanya Dreesen enters her second season with the Chicago Bears in 2025, having been named Senior Vice President of Strategy & Global Affairs and Chief of Staff on March 8, 2024.

In her role, Dreesen plays a pivotal part in shaping the strategic direction and operational execution of major initiatives across the organization. Working closely with President & CEO Kevin Warren, Dreesen oversees a wide range of high-impact projects spanning business strategy, stadium development, premium experience innovation and executive operations, ensuring alignment within club's long-term vision, values and strategic imperatives.

Over the past year, Dreesen has led numerous initiatives that enhanced the Chicago Bears' presence on a local, national and international level. Dreesen oversaw marquee activations at tentpole events, such as the club's participation in the Pro Football Hall of Fame Game and HOF Enshrinement Weekend, as well as appearing in the International Series matchup in London. Dreesen worked closely with leadership, community partners and sponsors to drive top-tier engagements and strategic meetings. Internally, she co-authored the club's organizational strategy map and played a central role in operational planning, evaluation processes, and internal improvements.

Prior to joining the Bears, Dreesen spent 16 years with the Minnesota Vikings, most recently serving as Vice President of Partnership Activation, Events & Special Projects. She was part of the leadership team responsible for design and construction of U.S. Bank Stadium, overseeing the integration of all sponsorships and Founding Partnerships. She was instrumental in developing signature initiatives including the U.S. Bank Stadium art collection, the Vikings Voyage fan experience, the Legacy Brick (fan paver) program, and the iconic Legacy Ship sculpture. Dreesen was also responsible for securing and managing 3 major naming rights partnerships: Mall of America Field, U.S. Bank Stadium, and Twin Cities Orthopedics Performance Center. She directed the team that executed all fan and partner facing events and played a significant role in organizational milestones such as Business Summits, 3 International Series games in London, the successful bid for Super Bowl LII in 2018, and the creation of the team's 200-acre headquarters and practice facility.

Earlier in her career, Dreesen served in a Vice President role at the Denver Post and Rocky Mountain News, where she managed high profile sponsorship activations for local sports teams. She began her career in Toronto, Canada, with The Toronto Sun and later The Toronto Star, leading sponsorship and partnership initiatives for major art, music, multi-cultural and sports entities, including the Toronto Raptors and Toronto Blue Jays.

Dreesen graduated with honors in Advertising and Marketing from Sheridan College in Toronto, Canada. Dreesen is also a three-time medalist in rowing at the Edmonton World Masters Games and has competed internationally at World Rowing (FISA) events in Boston and Montreal.

Dreesen and her husband, Brian, have been married for 23 years and have two children – daughter, Libby, and son, Roman.



Scott  
**HAGEL**  
**SVP OF PUBLIC AND  
 GOVERNMENTAL AFFAIRS**

Scott Hagel enters his second season as Senior Vice President of Public and Governmental Affairs for the Chicago Bears in 2025. Initially joining the organization as an intern in 1996, this season will mark Hagel's 30th year of service with the organization.

In his role, Hagel works closely with President and CEO Kevin Warren on the club's relations with local and state government officials and agencies, as well as community leaders and industry stakeholders, to enhance the club's operations and support the evolving, transformative stadium development project. Hagel aids the organization's strategic oversight relative to stadium development, external affairs and regulatory community and governmental engagement.

Prior to his current role overseeing Public and Governmental Affairs, Hagel served as Senior Vice President of Marketing and Communications (2015-24). Over his 30 years with the organization, starting as an intern in 1999, Hagel ascended through the roles of Public Relations Assistant, then Assistant Director of Public Relations, before being named Director of Public Relations in 2000. Hagel was then promoted to Senior Director of Corporate Communications in 2004, before being elevated to Vice President of Communications in 2011.

During his tenure with the Bears, Hagel's contributions to the Chicagoland community extend to coaching local youth sports and serving as an adjunct lecturer at Northwestern University, where he has taught courses on Sports Public Relations and Crisis Management.

Hagel earned his bachelor's degree from Central Michigan University and an MBA from the Kellogg School of Management at Northwestern University.

Hagel and his wife, Charla, have two children - Kaylin and Sean.



Paul  
**NEURAUTER**  
**SVP OF OPERATIONS &  
 SUSTAINABILITY**

Paul Neurauter enters his eighth season with the Chicago Bears in 2025 and his second year as Senior Vice President of Operations and Stability.

Named to the newly established role of Senior Vice President of Operations and Sustainability, Neurauter works closely with President and CEO Kevin Warren on navigating complex logistical and procurement operations with data-driven, innovative and creative solutions, as well as providing design, planning, operations and sustainability guidance relative to the club's transformative stadium development project.

Joining the organization as Vice President of Operations in 2018, Neurauter has gathered over 25 years of experience in logistics, operations and supply chain management, as well as planning, procurement and transportation management, leading to his elevated role.

In his current role, Neurauter leads strategic planning efforts, champions operational efficiency and implements sustainable practices across the organization, playing an integral role in the club's advocacy for operational excellence and sustainability. Additionally, Neurauter provides oversight of facility operations, logistics optimization, procurement strategies and project management, all while prioritizing environmental and resource conservation. Neurauter provides strategic planning, process improvement and capability development across multiple functional areas, including facility operations, logistics, procurement and project management.

Prior to joining the Bears, Neurauter held several supply chain leadership roles at Kraft Heinz Company, Kraft Foods, Baxter Healthcare and Ingredion Incorporated, as well as aiding in global procurement and supply management for Abbott.

Neurauter's connection to the Bears began as an 11-year-old paper delivery boy for the Chicago Tribune, Neurauter was awarded tickets to a Bears game for selling the most new subscriptions.

Neurauter earned his undergraduate degree in Economics from Northern Illinois University and an MBA from Marquette University.

Neurauter and his wife, Amy, have two children – Logan and Lindsey.



Corey  
**RUFF**  
**SVP OF STRATEGY AND  
 ANALYTICS & CHIEF OF  
 STAFF**

Corey Ruff enters his second season as Senior Vice President of Strategy and Analytics & Chief of Staff of the Chicago Bears in 2025.

Ruff works closely with President and CEO Kevin Warren on administrative alignment, strategic planning and evaluating new business opportunities and growth across the organization.

In collaboration with departments across the organization, both in business and football operations, Ruff provides integral leadership and a strategic mindset to outline strategic organizational growth.

Elevating to the role of Senior Vice President of Strategy and Analytics & Chief of Staff in 2024, Ruff joined the organization in 2016 as Director of Business Analytics, an organic position derived from his previous experience with the National Basketball Association and in Major League Baseball where he focused on growing global fandom and optimizing club and league revenue.

Upon his appointment as Director of Business Analytics in 2016, Ruff implemented new and innovative, models to grow consumer engagement, modernize the club's technology, and enhance business operations and revenue generation, including the implementation of organizational performance indicators, competitive analyses, and measurement of strategic partnerships.

Prior to joining the Bears, Ruff held roles in the league offices and governing bodies of the NBA and MLB, serving in a consultative capacity to help teams grow their local revenue and fan bases through the use of analytical tools, models, and research methods.

Ruff's responsibilities with the National Basketball Association included analyzing league-wide consumer data to improve ticket sales and attendance forecasting accuracy. Following his tenure with the NBA, Ruff spent six years with Major League Baseball, elevating and fueling league- and club-profitability growth through analytical modeling of various consumer data.

A native of New Jersey, Ruff graduated from Lafayette College with undergraduate degrees in Economics, Business and Psychology, and is currently pursuing a Master of Liberal Arts and Management degree from Harvard University.

Ruff and his wife, Janine, have two children, supporting the Bears year-round.



John  
**TARPEY**  
**SVP OF SECURITY**

John Tarpey enters his 11th season with the Chicago Bears, and first as Senior Vice President of Security, in 2025.

Prior to being named Senior Vice President of Security in 2025, Tarpey spent the previous five years as Vice President of Security (2021-25) after joining the club in 2015 as Director of Safety and Security for the organization.

Tarpey works closely with President and CEO Kevin Warren, as well as the Executive Leadership Team and Football Operations, to best equip the organization with world-class security measures and protocols for the protection, enhancement and optimal operation of the organization.

In his role, Tarpey oversees all security operations involving the Chicago Bears and at Halas Hall. Tarpey's team is responsible for providing comprehensive security and safety services, supporting the day-to-day needs of the organization, including players and staff members from both football and business operations, as well as the club's facilities. Additionally, Tarpey's team provides strategic security and safety planning and operational logistics to protect the Chicago Bears.

A native of River Grove, Ill., Tarpey graduated from the Illinois State Police Academy and has 24 years of law enforcement experience to include stops as a detective with the Bensenville and Elmhurst Police Departments and the DuPage County Major Crimes Taskforce. Tarpey also worked as a Group Supervisor with the DuPage Metropolitan Enforcement Group, an undercover unit within the Illinois State Police.

Later in his police career, Tarpey was sworn in as a taskforce Officer with the Drug Enforcement Administration, Chicago Field Division. While at the D.E.A., Tarpey handled cartel level narcotics and currency interdiction cases. Prior to coming to the Bears, Tarpey spent time managing private security and asset protection internationally. Tarpey also served as the Director of Security for Power Distributing LLC.



Lee  
**TWARLING**  
**SVP OF FAN/**  
**GUEST EXPERIENCE AND STADIUM OPERATIONS**

Lee Twarling enters his 28th overall season with the Bears and second year as Senior Vice President of Fan/Guest Experience and Stadium Operations.

With over 30 years of experience in the National Football League, Twarling oversees all aspects of the fan and guest experience surrounding the organization, as well as leads operational elements surrounding Bears home games and the stadium logistics. Additionally, Twarling serves as the administrative lead for all training camp operations at Halas Hall.

Twarling works closely with President and CEO Kevin Warren to ensure an optimal fan and guest experience. Twarling and his staff develop thorough, comprehensive plans to connect the club and Bears fans to elevate the fan and guest experience, as well as assist with all operational and logistical needs.

Twarling entered the NFL with the Chicago Bears in 2001, serving as a Customer Service Representative. Following four years with the Bears, Twarling spent four years as Premium Suite Sales & Service Representative / Manager with the Denver Broncos (2004-07), before returning to the Bears in 2007 as the club's Director of Ticket Operations. Twarling was promoted to Senior Director of Ticket Operations in 2011, holding that role for six years, before elevating to Senior Vice President, Sales & Customer Relations in 2016.

In 2016, Twarling was named the second-ever recipient of the Virginia Award, an annual honor presented to a Bears employee who has demonstrated the characteristics and values of Mrs. McCaskey: grace, humility, loyalty and dedication. The Virginia Award recipient is an employee who epitomizes exemplary service to the team, business partners and fans, and exceeded the highest standards of achievement.

A native of Holdrege, Neb., Twarling earned his undergraduate degree in Sport Management from Nebraska Wesleyan University, where he was a four-year defensive back for the Prairie Wolves. Off the gridiron, Twarling was named an NAIA Scholar Athlete.

Following graduation from Nebraska Wesleyan, Twarling achieved an M.A. in Sport Management from Ohio State University, with a focus in ticketing and events.

Twarling and his wife, Erica, have three children – Madison, Logan and Colby.



Ben  
**JOHNSON**  
**HEAD COACH**

**School:** University of North Carolina  
**Hometown:** Asheville, N.C.

Ben Johnson was named head coach of the Chicago Bears on Jan. 21, 2025. Johnson is the 18th full-time head coach in the franchise's 106-year history, arriving in Chicago after leading one of the NFL's most prolific offenses with the Detroit Lions.

Johnson most recently served as Offensive Coordinator (2022-24) in Detroit, where his 2024 unit averaged a franchise-record 409.5 yards per game, helping the Lions average a league-high 32.4 points per game and accumulate 68 total offensive touchdowns – the most by any team in the NFL. Each of his three seasons coordinating Detroit's offense (2022-24), Johnson's group has finished in the top-five in the league in total offense each year, including a No. 2 ranking in 2024. Over the last two seasons (2023-24), no unit has averaged more points per game (30.1) or net yards per game (402.2) than Johnson's offensive unit with the Detroit Lions.

Following his promotion to Offensive Coordinator in 2022, Johnson helped the Lions secure eight wins out of their last 10 matchups to close out the year. One season later (2023), Johnson's group finished No. 3 in the NFL in total offense (394.8) and No. 2 in passing offense (258.9), finishing the season in the NFC Championship Game and as a finalist for AP NFL Assistant Coach of the Year. With the aid of Johnson's leadership of the offense, Detroit accumulated a franchise-record 15 regular-season wins in 2024, ranking No. 2 in the NFL in both total offense (409.5) and passing offense (263.3), while owning the third-best red-zone touchdown percentage (69.4 pct.) and fourth-best third-down conversion rate (47.6) in the league. Johnson spent six total seasons with the Lions, starting in 2019 in an Offensive Quality Control capacity, before being elevated to Tight Ends Coach in 2020, holding that role for two seasons. In his first seasons coaching the tight ends, Johnson's tutelage helped second-year TE T.J. Hockenson earn his first-career Pro Bowl selection after ranking top-five in the league in receiving yards (third), receiving first downs (third) and receptions (fourth) among tight ends.

Prior to Detroit, Johnson served seven seasons on the staff of the Miami Dolphins, working under three different head coaches. Over his seven years in Miami, Johnson worked in the capacities of Offensive Assistant (2012), Assistant Quarterbacks Coach (2013-15), Tight Ends Coach (2015), Assistant Wide Receivers Coach (2016-17) and Wide Receivers Coach (2018).

Working with the Dolphins wide receivers, Johnson aided a group that featured Pro Bowl WR Jarvis Landry who set a franchise-record with an NFL-best 112 receptions in 2017, one season after helping Miami secure 10 wins and reach the postseason. As Wide Receivers Coach in 2018, Johnson helped guide WR Albert Wilson to accumulate an average of 12.9 yards after catch, the second-highest rate among all NFL players.

Prior to his time with the wide receivers, Johnson served as Assistant Quarterbacks Coach (2013-15), before being promoted to Tight Ends Coach following staff realignment in 2015. In 2014, QB Ryan Tannehill became just the second Dolphins passer to throw for 4,000 yards in a single season. Starting with the Dolphins as an Offensive Assistant in 2012, Johnson aided a unit that ranked fourth in the AFC in rushing touchdowns (15).

Johnson entered the coaching ranks as a Graduate Assistant at Boston College (2009-10), spending three years in Chestnut Hill, including the 2011 season as Tight Ends Coach.

A native of Asheville, N.C., Johnson was a walk-on quarterback at the University of North Carolina, earning degrees in mathematics and computer science. Johnson and his wife, Jessica, have three children – Emory, Kennedy and Halle.

**JOHNSON'S COACHING CAREER**

<b>Year</b>	<b>Team</b>	<b>Position</b>
2009-10	Boston College	Graduate Assistant
2011	Boston College	Tight Ends
2012	Miami Dolphins	Offensive Assistant
2013-15	Miami Dolphins	Assistant Quarterbacks
2015	Miami Dolphins	Tight Ends
2016-17	Miami Dolphins	Assistant Wide Receivers
2018	Miami Dolphins	Wide Receivers
2019	Detroit Lions	Offensive Quality Control
2020-21	Detroit Lions	Tight Ends
2022-24	Detroit Lions	Offensive Coordinator
2025-Present	Chicago Bears	Head Coach





## Dennis **ALLEN** **DEFENSIVE COORDINATOR**

School: Texas A&M University  
Hometown: Hurst, Texas

Dennis Allen joins the Bears in 2025 to coordinate Chicago's defense.

Allen enters his 30<sup>th</sup> season in the coaching profession with the Bears after most recently serving as the Head Coach of the New Orleans Saints (2022-24), having held the role of defensive play-caller for the Saints since the middle of the 2015 season, holding the role of Defensive Coordinator until his promotion to Head Coach of the Saints in 2022. In each of his final four full seasons calling the defense, the Saints were the only team to rank top-10 in points per game allowed every season.

A two-time NFL Head Coach, first with the Oakland Raiders in 2012, then again with the New Orleans Saints in 2022, six of his 23 NFL coaching seasons have been in a Head Coach capacity, with an additional eight seasons as a Defensive Coordinator. Over his 14 full seasons with the Saints, Allen contributed to six NFC South Division titles, including the 2009 season which culminated in a World Championship following a victory in Super Bowl XLIV.

Over his final four full seasons leading New Orleans' defense, including the last two as Head Coach, the Saints had three seasons finishing top-10 in total defense, including two seasons in the top-five (2020 and 2022), owning the second-best pass defense in the NFL in 2022 (184.4), his first season as Head Coach. Over his 23 years of coaching in the NFL, Allen has worked with 18 players who have combined for 36 Pro Bowl selections and has coached two AP NFL Defensive Rookie of the Year winners and three eventual members of the Pro Football Hall of Fame.

In 2023, Allen led a Saints defense that ranked No. 8 in the NFL in opponent points per game (19.2) and ninth in points per game (23.6), the Saints were one of five teams to finish in the top ten in both categories, helping guide the Saints to win four of their last five games, as the team turned in a 9-8 performance, narrowly missing a playoff berth. In addition to finishing eighth in the NFL in scoring defense, New Orleans ranked first in opponent third down and short percentage (40.7) and passes defended (99), tied for third in interceptions (18), ranked fourth in opponent third down percentage (34.5) and tenth in pass defense (207.3). Leading the charge defensively was LB Demario Davis, who led the team in tackles for the sixth consecutive season, was selected to his second consecutive Pro Bowl and voted an AP All-Pro for the fifth consecutive season.

In his first year as head coach of the Saints in 2022, Allen guided New Orleans to wins in three of their final four games and allow 20 or fewer points in the final eight contests of the season, including ten points apiece in each of the final three contests. Under Allen's supervision, New Orleans ranked second in the NFL in pass defense (184.4), fifth in total defense (314.8), tied for fifth in sacks (48), ranked sixth in opponent red-zone touchdown percentage (50.0) and ninth in scoring defense (20.3).

In 2021, his final season as defensive coordinator before being promoted to head coach, Allen's unit ranked first in the NFL in opponent red-zone touchdown percentage (43.5), finishing No. 2 in the league in opponent first downs (304) and opponent rushing first downs (84), respectively. New Orleans' streak of 22 regular season/postseason contests without allowing a 100-yard rusher at the end of the season was the longest in the NFL. With 25 takeaways and a plus-seven turnover ratio, Allen's defense was instrumental in leading the Saints to their fifth consecutive winning season. Allen handled Head Coach Sean Payton's head coaching duties in a December win over the Tampa Bay Buccaneers as Payton was sidelined due to COVID-19 protocols. Allen's 2020 unit finishing tied for first in interceptions (18), ranked fourth in opponent net yards per game (310.9) and opponent rushing yards per game (91.3), fifth in opponent net passing yards per game (217.0) and opponent points per game (21.1) and eighth in sacks (45). The 139 points given up on the road by New Orleans were the fewest in the NFL and the third-lowest total by the club since the start of a 16-game regular season schedule in 1978. New Orleans did not allow a 100-yard rusher until Week 14 of the season, marking an NFL record of 55 games (postseason included) of not giving up 100 yards to an individual.

The 2019 Saints ranked third in the league in sacks, recording 51 takedowns and finished fourth in run defense at 91.3 yards rushing per game. In 2018, the Saints boasted the second-best run defense in the NFL, allowing just 80.2 rushing yards per game and 3.6 yards per carry.

Allen coordinated a Saints defense in 2017 that finished third in the league in interceptions (20), tied for seventh in sacks (42) and ranked tenth in opponent points per game (20.4) after ranking 31st in 2016. Away from home, New Orleans surrendered only 18.3 points per game, tied for sixth in the NFL, with their 146 road points given up tied for the fifth-lowest total by the club since the start of a 16-game schedule in 1978. Allen oversaw a defense that featured first-team All-Pro DE Cam Jordan who posted 13 sacks and Lattimore, who led rookies with five interceptions and garnered AP Defensive Rookie of the Year honors, as both defenders earned Pro Bowl recognition. In 2016, Allen's group surrendered only 90.6 rushing yards per game over the final 13 weeks of the season, ranking sixth-best in the NFL over that period. After starting the 2015 season as the club's senior defensive assistant, Allen assumed coordinator duties in Week 11. As New Orleans rallied to win three of their final four contests, Allen's unit contributed to finishing strong as the defense surrendered 35.1 total net yards per game below the overall season average, including 25.1 fewer yards per game in stopping the run. New Orleans also held opponents to a season-low 17 points in two of the final four contests.

Prior to his return to New Orleans, Allen served as the Head Coach of the Oakland Raiders from 2012-14. In his second season at the helm, Allen guided a defense that recorded 38 sacks, 13 more than 2012. Allen's group limited opposing offenses to just five runs of 20-or-more yards, tied for the fewest in the league, and kept opponents to less than two yards per carry three times.

Allen spent the 2011 season as Defensive Coordinator of the Denver Broncos, leading a defense that propelled Denver to win the AFC West Division title and advance to the AFC Divisional Round with a win in the AFC Wild Card Round. The defense produced four Pro Bowl selections as rookie linebacker Von Miller joined CB Champ Bailey, S Brian Dawkins and DE Elvis Dumervil on the AFC squad. Miller set what was the team's rookie record with 11.5 sacks en route to AP NFL Defensive Rookie of the Year honors. The Broncos' 41 sacks marked the unit's most since 2000.

Allen spent five seasons with New Orleans as an assistant from 2006-10 before returning in 2015. His first opportunity leading an NFL position group arose in 2008 with the Saints, elevating from Assistant Defensive Line Coach (2006-07) to Secondary Coach (2008-10) in New Orleans. In his second season as Secondary Coach, Allen's tutelage with the defensive backfield helped the Saints finish the season as World Champions following a victory in Super Bowl XLIV.

Allen contributed to a defensive coaching staff that engineered significant improvement from 2009-10, when the club went 2-4-8 in the regular season, qualified for the playoffs both times and captured Super Bowl XLIV. Under Allen's direction in 2010, the Saints allowed an NFL-low 13 touchdown passes, while New Orleans ranked fourth in both opponent net yards per game (306.3) and pass defense (193.9) and fifth in opponent third down efficiency (34.5). Safety Roman Harper was selected to his second consecutive Pro Bowl and cornerback Jabari Greer recorded two interceptions with one brought back for a touchdown. In 2009, Allen tutored a secondary that played a key role in helping the Saints to the club's first Super Bowl victory. A revamped unit accounted for an NFL-high five interception returns for touchdowns and totaled 21 picks with two starters being selected to the Pro Bowl. Opposing quarterbacks managed a meager 68.6 passer rating against the Saints, which ranked No. 3 in the NFL. While serving as assistant defensive line coach from 2006-07, Allen helped develop a unit that ranked as one of the defense's strengths. During that stretch, the front four combined for 49.5 sacks, ten forced fumbles and ten recoveries.

Allen's first NFL coaching tenure occurred in 2002, where he spent the next four seasons aiding the defensive staff of the Atlanta Falcons in Defensive Quality Control and Defensive Assistant capacities, spending time working with secondary and the defensive line. In 2004, Atlanta led the NFL for the first time in club history with 48 sacks, and in 2002, Allen's first year with the Falcons, he assisted in coaching the

defensive backfield, as Atlanta tied for third in the NFL with 24 interceptions. Allen entered the coaching ranks at his alma mater, Texas A&M, as a graduate assistant in 1996, working with the defensive backs, before rising to Secondary Coach at Tulsa (2000).

A native of Hurst, Texas, Allen prepped collegiately at Texas A&M, starting each of the final 21 games of his career at safety for the Aggies. Following his collegiate career, Allen signed with the Buffalo Bills as an undrafted free agent, spending training camp with the club.

Allen and his wife, Alisson, have two children – Layla and Garrison.

ALLEN'S COACHING CAREER		
Year	Team	Position
1996-99	Texas A&M University	Graduate Assistant
2000-01	University of Tulsa	Secondary
2002-03	Atlanta Falcons	Defensive Quality Control
2004-05	Atlanta Falcons	Defensive Assistant
2006-07	New Orleans Saints	Assistant Defensive Line
2008-10	New Orleans Saints	Secondary
2011	Denver Broncos	Defensive Coordinator
2012-14	Oakland Raiders	Head Coach
2015	New Orleans Saints	Senior Defensive Assistant
2015-21	New Orleans Saints	Defensive Coordinator
2022-24	New Orleans Saints	Head Coach
2025-Present	Chicago Bears	Defensive Coordinator



Declan  
**DOYLE**  
**OFFENSIVE COORDINATOR**

School: University of Iowa  
Hometown: Iowa City, Iowa

Declan Doyle joins the Bears in 2025 as Offensive Coordinator.

Doyle assumes the role of Offensive Coordinator after most recently leading the tight ends group of the Denver Broncos (2023-24). This past season, Doyle's work with the Broncos tight ends served as a beneficiary for the development of rookie quarterback Bo Nix, as the Broncos reached the postseason after ranking top-10 in the NFL in points per game (25.0, 10th) and red-zone touchdown percentage (62.5, 7th). Doyle's first season in Denver included aiding Head Coach Sean Payton's staff that helped the Broncos secure the most wins by the franchise in a single season since 2016.

Prior to Denver, Doyle spent four years as an Offensive Assistant with the New Orleans Saints (2019-22). Over his four seasons with New Orleans, the Saints totaled a 41-25 (.621) record, securing NFC South Division titles in each of his first two seasons. Doyle supported an offense that totaled eight players being named to a combined 12 Pro Bowls over the four seasons.

Over his first two seasons in New Orleans, the Saints averaged 28.3 offensive points per game in the two-year span, the second-best rate among all NFL offenses. Doyle's assistance with the offense in 2020 helped New Orleans average 30.1 points per game, the fifth-best mark in the NFL, as the Saints amassed a league-leading 30 rushing touchdowns, setting a single-season franchise record. The Saints averaged 28.6 points per game in 2019, tied for the third-best rate in the NFL, owning the seventh-best passing offense in the league (265.3). New Orleans also ranked top-10 in the league in yards per play (5.92, sixth) and first downs per game (21.7, eighth), as the Saints turned the ball over just eight times on offense the entire season, the then-lowest single-season mark by an NFL team since the NFL-AFL merger in 1970 (Buffalo, 2024).

Prior to breaking into the NFL coaching ranks, Doyle spent three years as an Offensive Student Assistant at the University of Iowa (2016-18). Doyle's responsibilities included aiding Iowa's staff with practice execution and film breakdown of upcoming opponents for the preparation of the offensive staff. Over his three seasons on staff at Iowa, the Hawkeyes posted a combined 25-14 (.641) record and finished with a winning record in each season, participating in three-straight bowl games.

A native of Iowa City, Iowa, Doyle earned a bachelor's degree in business management from Iowa in 2018. Before transferring to Iowa, Doyle played baseball at Iowa Western Community College, where he was a team captain (2015).

DOYLE'S COACHING CAREER		
Year	Team	Position
2016-18	University of Iowa	Offensive Student Assistant
2019-22	New Orleans Saints	Offensive Assistant
2023-24	Denver Broncos	Tight Ends
2025-Present	Chicago Bears	Offensive Coordinator



## Richard HIGHTOWER SPECIAL TEAMS COORDINATOR

School: University of Texas  
Hometown: Houston, Texas

Richard Hightower enters his fourth season as the Chicago Bears special teams coordinator in 2025 and his fifth year overall in Chicago after previously serving as the club's assistant special teams coach in 2016. Hightower has 18 years of NFL coaching experience, including stops with the Houston Texans (2006-08), Washington Commanders (2010-13), Cleveland Browns (2014), San Francisco 49ers (2015; 2017-21) and Chicago Bears (2016; 2022-present).

Under Hightower's consistent leadership, three separate Bears received NFC Special Teams Player of the Week honors, marking the second time in franchise history that at least three separate individuals were recipients of the award in a single season. Hightower's group featured the continued success of K Cairo Santos, who set a new single-season franchise record with a career-high eight made field goals of 50-plus yards, highlighted by a game-winning 53-yard field goal in Week 18 to defeat the division-rival Packers in Green Bay. Rookie P Tory Taylor arrived and made his impact felt, as Hightower's leadership of the group helped Taylor set franchise records for both net punting average (41.6) and gross punting average (47.7) in a single season, finishing tied for fourth in the NFL with 34 punts downed inside of the opponent's 20-yard line. Taylor played a key role in the Bears victory over the Los Angeles Rams in Week 4, leading him to earning Player of the Week honors after dominating field position and putting the Bears defense in an advantageous position. His 55.4 yards per punt put the Bears in prime field position throughout the entirety of the game. Hightower also guided TE Cole Kmet (Week 6) and DB Josh Blackwell (Week 18) to earn NFC Special Teams Player of the Week honors. Blackwell logged the first punt returned for a touchdown by the Bears since the 2021 season, a 94-yard return score in Week 18 that tied for the third-longest punt return touchdown in team history. Kmet honorably fulfilled long-snapping duties in Chicago's Week 6 win over the Jaguars in London. Hightower's crew also secured two blocked punts in 2024, the most by any team in the league. The two blocked punts marked the first time that the club has had multiple blocked punts in a single season since 2008. The first blocked punt was returned for a touchdown by DB Jonathan Owens for the Bears' first touchdown of the year. The touchdown sparked momentum for the Bears to overcome a 17-point deficit in the third quarter. In Week 12 vs. Minnesota, Chicago recovered an onside kick in the fourth quarter, making Chicago's special teams unit the first team in the league to successfully recover an onside kick this season. In the return phase, Hightower guided a unit that featured WR DeAndre Carter handling return duties, registering a 31.9-yard kickoff return average, the second-highest rate in the NFL among all returners with at least 15 kickoff returns in 2024.

In 2023, the club saw a career-year from kicker Cairo Santos. He went 35-38 on field goals and 31-33 on extra points on the season and set the Bears single-season record for field goals. He also set career-highs in field goals made, points scored (136) and field goals made from 50+ yards (seven). Santos was named NFC Special Teams Player of the Month in November. In the return game the Bears finished top five in the NFC in kickoff returns (18, second), kickoff return yards (470, third) and kickoff return average (26.1, fourth).

In Hightower's first year as the Bears special teams coordinator, the Bears finished as one of the top special teams units across the league in several categories: they led the NFL in fewest penalties committed, were second in the NFL in special teams takeaways, second in the league in kickoff return average (fifth in drive start position), second in the NFL in opponent field goal percentage, third in the NFL in tackles inside the 20-yard line on kickoff while also posting the third-highest net punt average in Bears history.

Individually, Santos connected on 21-of-23 field goal attempts (91.3%). In doing so, he became the most accurate kicker in Bears history (min. 80 attempts), knocking in 78-of-87 (89.7%) field goals in a Bears uniform. Newcomer Trenton Gill finished the 2022 regular season logging 66 punts and compiled a 46.0 average (40.3 net). Gill's net average is the third-highest single-season net average dating back to 1920, and the 46.0 average was the fourth-highest single-season average in franchise history. In the return game, Jones showed growth as a kick returner, producing an average of 27.6 yards on 22 returns, good for the 12th-highest single-season kick return average in Bears history (min. 15 attempts).

Prior to his arrival in Chicago, Hightower spent the 2017-21 seasons in San Francisco as the club's special teams coordinator. During the 2021 season, the 49ers' special teams played a key role in the team's postseason run to the NFC Championship game. In the divisional round win at the Packers, Hightower's unit blocked a punt for a touchdown late in the fourth quarter to tie the game, and also converted on the game-winning field goal as time expired. They also blocked a field goal as time expired going into halftime to keep it a one-possession game. Then to open the second half, Deebo Samuel set the 49ers up with great field position with a 45-yard kickoff return.

Punter Mitch Wishnowsky had an outstanding year in 2021. He earned his second-career NFC Special Teams Player of the Week honor following Week 2 after his outing against the Eagles where he recorded two punts that pinned Philadelphia inside their own 10-yard line, neither resulting in points, and finished the day with five punts for 226 yards (45.2 average) with three landing inside the 20. He also earned NFC Special Teams Player of the Month honors for September. That month, Wishnowsky registered 11 punts for 515 yards (46.8 average), including a long of 59. Those 11 punts were returned for a total of only 19 yards and of his 11 punts, six landed inside the opposition's 20-yard line. Wishnowsky and special teamer Trenton Cannon also were named Pro Bowl alternates following the 2021 season.

From 2017-20, the 49ers kicking unit tied for second in the NFL in made field goals (124) and fifth in field goal percentage (88.6). In addition, San Francisco's punt coverage ranked second over that time span, holding opponent punt returns to an average of 6.2 yards per return.

In 2020, Hightower helped Wishnowsky record the ninth-most punts inside the 20-yard line (25) in the NFL while finishing in the top-12 in both net (41.6, 12th) and gross (46.9, 11th) average. Kicker Robbie Gould converted 19 of 23 field goals (82.6 percent) and earned NFL Special Teams Player of the Week honors in Week 12.

In 2019, Hightower led the 49ers special teams unit that had an average starting field position of the 32.1-yard line, ranking second in the NFL. San Francisco also held opponents to an average starting field position of the 24.7-yard line, which ranked seventh. Kicker Robbie Gould connected on 23 of 31 field goal attempts and finished the season with 110 points, marking his third-consecutive 100-or-more point season with the 49ers. He was also named Special Teams Player of the Month for December for the third-consecutive season since joining the 49ers in 2017. Wishnowsky registered a 44.9 punt average which ranked second among all rookies in franchise history (min. 20 punts) and wide receiver Richie James Jr. ranked seventh in the NFL in punt return average (8.0) and 10th in kickoff return average (21.4).

Under Hightower in 2018, San Francisco's special teams units flourished. Gould set the 49ers single-season franchise record for field goal percentage (97.1), as he connected on 33 of 34 field goal attempts and finished the season with 126 points. He also set the franchise record for most consecutive field goals made (33) and finished the season connecting on each of his final 23 attempts. Gould was named NFC Special Teams Player of the Month for December and was a two-time recipient of the NFC Special Teams Player of the Week Award (Week 2 & 15). Rookie James Jr. was named All-NFC kick returner by the PFWA as he averaged 25.2 yards per kickoff return, which ranked seventh in the NFL. James Jr. also registered the team's first kickoff return for a touchdown (97 yards) since 2011.

In 2017, the 49ers special teams units excelled under Hightower's guidance. In his first season with the 49ers, Gould had a career year, leading the NFL with a career-high 39 made field goals and finishing third in the NFL with a career-high 145 points. Gould's 39 made field goals were the second-most in a single-season in franchise history (K David Akers - 44 made field goals in 2011) and tied for the third-most in a single-season in NFL history. P Bradley Pinion set a career high with a 41.3 net punting average and the punt coverage unit ranked second in the NFL, allowing 4.2 yards per return. The 4.2 opponent punt return average was the eighth-best in the NFL since 2001.

As an assistant special teams coach with Chicago in 2016, the Bears kickoff coverage team finished seventh in the NFL in opponent drive

start average. Kickoff returner Deonte Thompson led the NFL in kickoff returns with 35 and ranked second with 810 yards. Punt returner Eddie Royal scored on a 65-yard touchdown on Monday Night Football against the Philadelphia Eagles, while cornerback Sherrick McManis led the Bears in special teams tackles and finished top 10 in the NFL, recording 13 stops.

In 2015, Hightower first joined San Francisco as an assistant special teams coach. That season, Hightower helped the 49ers punt coverage unit rank eighth in the NFL allowing just 6.4 yards per return, while working with rookie punter Bradley Pinion. Kicker Phil Dawson was 10th in the NFL with an 88.9 field goal percentage (tied for the fourth highest percentage of his 17-year career at the time).

Hightower spent the 2014 season working on offense in Cleveland assisting the wide receivers after working as an assistant special teams coach for four seasons in Washington (2010-13). With Washington, he worked under longtime special teams coordinator Danny Smith. Hightower also spent two seasons (2012-13) as the assistant defensive backs coach with Washington. Over his four seasons in Washington, they ranked third in the NFL in kickoff coverage, allowing just 21.2 yards per return, including leading the league in 2010 and 2011. Hightower's coaching on special teams helped linebacker Lorenzo Alexander lead the NFL with 21 special teams tackles en route to being named the NFC's special teams player in the Pro Bowl, in 2012. Hightower was also instrumental in the development of first-year kicker Kai Forbath, who broke an NFL record by hitting his first 17 field goal attempts and led the NFL with a 94.4 field goal percentage.

As assistant defensive back coach, Hightower helped the unit rank sixth in the NFL in interceptions (37) and tied for second in the NFL in interception returns for touchdowns (seven) over the two-year span. DeAngelo Hall led the NFL in defensive touchdowns (three). In 2012, Washington ranked first in the NFC in passes defended and had four returned touchdowns.

From 2006-08, Hightower was on Houston's coaching staff as a coaching assistant (2006-07) before being elevated to special teams assistant (2008). In Houston, he served under widely respected then-special teams coordinator Joe Marciano, who had more than 30 years of experience coaching special teams at the time. In 2008, Houston was 11th in the NFL in kickoff coverage (22.3 yards per return). Punt returner Jacoby Jones finished fifth in the NFL and second in Houston single-season annals with a 12.1 average, including a franchise single-season record two punt return touchdowns. Kicker Kris Brown set franchise records for points (124), field goals made (29) and field goal percentage (87.9). In 2007, the kickoff return unit featuring wide receiver's Jerome Mathis and Andre Davis became only the fourth team in NFL history to score four touchdowns on kickoff returns in a single season.

In between his time in Houston and Washington, Hightower spent the 2009 season as wide receivers coach at the University of Minnesota. Under his tutelage, wide receiver Eric Decker was named a First-Team All-Big Ten selection that season before being selected by the Denver Broncos in the third round (87th overall) of the 2010 NFL Draft.

A native of Houston, Hightower earned his bachelor's degree in marketing from the University of Texas where he was a three-year letterman and special teams standout for the Longhorns. He went to Austin as an academic scholar and later earned an athletic scholarship after walking on. Following his senior season, then-head coach Mack Brown and his staff voted Hightower the D. Harold Byrd Leadership Award winner.

Hightower and his wife, Lanet, have two sons, Jaxson and Kaden, and a daughter, Reagan.

HIGHTOWER'S COACHING CAREER

Year	Team	Position
2006-07	Houston Texans	Coaching Assistant
2008	Houston Texans	Special Teams Assistant
2009	University of Minnesota	Wide Receivers
2010-11	Washington Commanders	Assistant Special Teams
2012-13	Washington Commanders	Assistant Special Teams/Defensive Backs
2014	Cleveland Browns	Offensive Quality Control
2015	San Francisco 49ers	Assistant Special Teams
2016	Chicago Bears	Assistant Special Teams
2017-21	San Francisco 49ers	Special Teams Coordinator
2022-Present	Chicago Bears	Special Teams Coordinator



Antwaan  
**RANDLE EL**  
**ASSISTANT HEAD COACH /  
WIDE RECEIVERS**

School: University of Indiana  
Hometown: Riverdale, Ill.

Antwaan Randle El enters his first season with the Bears in 2025.

A two-time Super Bowl champion, both as a player (Super Bowl XL) and coach (Super Bowl LV), Randle El was a nine-year NFL veteran at wide receiver, appearing in over 150 career games (postseason included), before commencing his coaching career in 2019.

Randle El returns to his hometown of Chicago after spending the last four seasons leading the wide receiver group of the Detroit Lions. Over his four seasons with Detroit, Randle El contributed to two NFC North Division titles, while aiding in the development of a wide receiver group that featured eventual two-time AP First-Team All-Pro and three-time Pro Bowler Amon-Ra St. Brown.

In 2024, Randle El's aid of the Lions' offense helped Detroit average a franchise-record 409.5 yards per game, as the team averaged a league-high 32.4 points per game and accumulated 68 total offensive touchdowns – the most by any team in the NFL. Randle El's wide receiver group helped the unit own the No. 2 passing offense in the NFL (263.2), as Detroit's 7 drops over the entire regular season were the fewest by any team in the NFL and the fewest by any team since 2019 (Atlanta, 7). St. Brown earned his second-straight AP First-Team All-Pro acknowledgment and third-straight Pro Bowl nod, becoming just third player in NFL history to record at least 115 receptions and 10 receiving touchdowns in consecutive seasons, including a career-high 12 receiving scores in 2024.

Randle El's work in 2023 helped the Lions reach the NFC Championship game after finishing the regular season with the No. 2 passing offense (258.9) and No. 3 total offense (394.8) in the NFL. Under Randle El's tutelage, St. Brown became just the third Lions wide receiver to earn AP First-Team All-Pro honors after leading the NFL in 100-yard receiving games (nine) and tying for the second-most receptions by any player in the league (1009).

Over his first two seasons in Detroit, Randle El aided in the development of St. Brown, while also grooming a group that would eventually earn two-straight division titles. In 2022, the Lions' wide receiving corps finished top-10 in receptions (383), receiving yards (4,444), receiving first downs (228), receiving touchdowns (29), receptions of over 25 yards (35) and yards after catch (2,217). Under Randle El's direction, the Lions were one of five teams to have six players record over 350 receiving yards. Over the 2021-22 seasons, St. Brown tied an NFL record by producing at least eight receptions in eight-straight games. In their first season together, Randle El helped St. Brown set a team-record with six-straight games of at least eight receptions, becoming the first rookie in NFL history to do so.

Prior to Detroit, Randle El spent two seasons with the Tampa Bay Buccaneers (2019-20), working as an Offensive Assistant. In his second season, the Buccaneers defeated the Kansas City Chiefs in Super Bowl LV to claim his second World Championship, first as a coach. Over his two seasons with the Buccaneers, Randle El aided an offense that ranked No. 1 in the NFL in passing offense (307.8 yards per game) and totaled 119 offensive touchdowns, a league-high. He also worked Tampa Bay's wide receiver group, which featured WR Mike Evans securing over 1,000 receiving yards each season.

As a player, Randle El totaled 4,467 yards on 370 receptions (12.1 avg.) and 15 receiving touchdowns in 143 career games played (71 starts) in the regular season for the Pittsburgh Steelers (2002-05, '10) and with Washington (2006-09). In 2005, Randle El's career-high 15.9 yards per reception helped Pittsburgh reach the postseason, where he started all four postseason bouts for the Steelers en route to a World Championship by defeating the Seattle Seahawks in Super Bowl XL. Randle El, who added six passing touchdowns and six touchdowns via kickoff and punt returns, was selected by the Steelers in the second round of the 2002 NFL Draft.

Randle El, a former quarterback, prepped collegiately at Indiana University, earning first-team All-America and Big Ten Conference Most Valuable Player honors following his final season in 2001. Over his tenure in Bloomington, earned All-Big Ten honors on three occasions, leaving college as the FBS' all-time leader in rushing yards by a quarterback. A former Big Ten Freshman of the Year honoree, the annual award is now named after Randle El. Randle El also spent time on the basketball and baseball teams at Indiana, playing under Hall of Fame coach Bobby Knight on the hardwood. Randle El was inducted into the Indiana Athletic Hall of Fame in 2012.

Before entering the coaching ranks, Randle El served as the Athletic Director at Virginia Academy in Ashburn, Va., a Christian high school that he helped found.

A native of Riverdale, Ill., Randle El graduated from nearby Thornton Township High School in Harvey, Ill., and, in 1997, was selected by the hometown Chicago Cubs in the 14th round (424th overall) of the Major League Baseball Draft.

Randle El is married to his wife, Jaune, and they are parents to six children.

**RANDLE EL'S COACHING CAREER**

Year	Team	Position
2019-20	Tampa Bay Buccaneers	Offensive Assistant
2021-24	Detroit Lions	Wide Receivers
2025-Present	Chicago Bears	Assistant Head Coach / Wide Receivers



Matt  
**APONTE**  
**OFFENSIVE QUALITY CONTROL**

**School:** University of Iowa  
**Hometown:** Staten Island, N.Y.

Matt Aponte joins the Bears in 2025 as Offensive Quality Control.

Aponte most recently served as Offensive Coordinator / Quarterbacks at the University of San Diego (2023-24), where he was the youngest Offensive Coordinator in Division I FCS. Over his two seasons leading the Toreros offense, Aponte's unit averaged over 360 net yards per game, second-most in the Pioneer Football League. Over his two seasons as Offensive Coordinator, 14 Toreros earned all-conference honors.

Last season, Aponte coordinated a San Diego offense that featured QB Grant Sergent totaling a conference-best 26 passing touchdowns, as well as WR Ja'seem Reed, who was named PFL Offensive Player of the Year after totaling 77 receptions for 1,052 yards and 12 receiving touchdowns. USD reached eight wins, the most victories by the program in a single season since 2019. In 2023, his first season leading the offense, Aponte was integral in the development of true freshman QB Don Nankil, who was ultimately named a finalist for the Jerry Rice Award, presented annually to the most outstanding player in the FCS. On the ground, the RB Isaiah Williams averaged 108.6 yards per game, ranking top-10 in the nation. Aponte was elevated to Offensive Coordinator / Quarterbacks after spending two seasons as Tight Ends Coach at San Diego.

In advance of his second season as Offensive Coordinator / Quarterbacks, Aponte was named to Coaching Network's 30 Under 30 Class for 2024.

Prior to San Diego, Aponte spent seven seasons at the University of Iowa (2014-20). Starting as a Player Personnel Assistant in 2014, Aponte served as an Offensive Assistant for the Hawkeyes (2017-18) over the latter half of his undergraduate tenure. Following graduation, Aponte was promoted to Assistant Quarterbacks Coach in 2019, a role he would hold for two seasons. Over his tenure in Iowa City, Aponte helped the Hawkeyes claim 60 victories, three-straight bowl wins (2017-19) and a Big Ten West title (2015).

Over his career, Aponte has also accumulated experience as a Scouting and Operations Intern, working with the Kansas City Chiefs in advance of the 2015 and 2016 seasons.

A native of Staten Island, N.Y., Aponte earned a bachelor's degree in Sport and Recreation Management from Iowa in 2018.

APONTE'S COACHING CAREER		
Year	Team	Position
2014-16	University of Iowa	Player Personnel Assistant
2017-18	University of Iowa	Offensive Assistant
2019-20	University of Iowa	Assistant Quarterbacks
2021-22	University of San Diego	Tight Ends
2023-24	University of San Diego	Offensive Coordinator / Quarterbacks
2025-Present	Chicago Bears	Offensive Quality Control



J.T.  
**BARRETT**  
**QUARTERBACKS**

School: Ohio State University  
Hometown: Wichita Falls, Texas

J.T. Barrett joins the Bears' staff in 2025 as Quarterbacks Coach. A former All-Big Ten quarterback, Barrett has spent the last three seasons on the offensive staff of the Detroit Lions, most recently serving as Assistant Quarterbacks Coach (2023-24).

Barrett arrives in Chicago after helping the Lions' offense average a franchise-record 409.5 yards per game in 2024, averaging a league-high 32.4 points per game and accumulating 68 total offensive touchdowns – the most by any team in the NFL. The Lions, led by QB Jared Goff, ranked No. 2 in the NFL in both total offense (409.5) and passing offense (263.2), as Barrett's work with Goff helped the veteran QB reach single-season career-highs in passer rating (111.8), completion percentage (72.4) and passing touchdowns (37) in 2024. Barrett was elevated to Assistant Quarterbacks Coach in 2023, where he helped Goff lead the NFL in passing first downs (227), throwing for the second-most passing yards by any QB in the NFL (4,575). Under Goff's leadership, the Lions captured their first division title since 1993 and reached the NFC Championship Game for the second time in team history. Over his last two seasons as Assistant QBs Coach (2023-24), no unit averaged more points per game (30.1) or net yards per game (402.2) than the Lions.

Over his three seasons in Detroit, the Lions captured two NFC North Division titles, earning an NFC Championship Game berth in 2023 and reached a franchise-record 15 regular-season wins in 2024.

Barrett joined the Lions in 2022 as an Offensive Assistant, working under first-year offensive coordinator, and current Bears Head Coach, Ben Johnson, and helping Detroit secure eight wins out of their final 10 games to close out the year.

Prior to entering the coaching ranks, Barrett was a three-time First-Team All-Big Ten Conference quarterback at Ohio State, earning Big Ten Quarterback of the Year honors on three occasions, including the 2016 season where he was named Big Ten Most Valuable Player. Over his four seasons of action Ohio State (2014-17), Barrett started 44-of-50 career games at quarterback for the Buckeyes, totaling the 104 passing touchdowns, 147 total offensive touchdowns and 12,697 total offensive yards – all Ohio State and Big Ten Conference all-time records.

Barrett became the first-ever three-time team captain in Ohio State history and is the only quarterback from either Ohio State or Michigan to go 4-0 against their rival in the storied annual game. Barrett was named Big Ten Freshman of the Year, Big Ten Quarterback of the Year in 2014 and Heisman Trophy finalist, leading the Buckeyes to an 11-1 record, before sustaining an injury. Ohio State would go on to secure the first College Football Playoff National Championship.

Following his storied career at Ohio State, Barrett spent time with the New Orleans Saints (2018, '19), Seattle Seahawks (2019), Pittsburgh Steelers (2019-20) and Edmonton Elks of the CFL (2021-22).

Barrett is a native of Wichita Falls, Texas.

**BARRETT'S COACHING CAREER**

Year	Team	Position
2022	Detroit Lions	Offensive Assistant
2023-24	Detroit Lions	Assistant Quarterbacks
2025-Present	Chicago Bears	Quarterbacks





Eric  
**BIENIEMY**  
**RUNNING BACKS**

School: University of Colorado  
Hometown: West Covina, Calif.

Eric Bieniemy joins the Bears as Running Backs Coach in 2025.

With 25 years of coaching experience and two Super Bowl titles, Bieniemy arrives in Chicago after most recently serving as Assistant Head Coach and Offensive Coordinator at UCLA in 2024, following one season in a similar capacity with the Washington Commanders in 2023.

Prior to Washington, Bieniemy spent 10 seasons with the Kansas City Chiefs, five years as Offensive Coordinator (2018-22) following a five-season tenure coaching the running backs (2013-17). In his time with the Chiefs, Bieniemy oversaw the development of QB Patrick Mahomes, aiding a staff that propelled Kansas City to the postseason on nine occasions, claiming seven AFC West Division titles, appearing in five-straight AFC Championship Games with three trips to the Super Bowl, winning two World Championships with victories in Super Bowl LIV and Super Bowl LVII.

In his final season with Kansas City (2022), Bieniemy helped the Chiefs lead the league in scoring (29.2 points per game), tie a franchise record with 14 wins, secure the AFC's No. 1 seed in the postseason and win Super Bowl LVII, as Mahomes earned his second AP NFL Most Valuable Player award after setting a new career-high with 5,250 passing yards to lead the NFL. Paired with 41 passing touchdowns, Mahomes became the second player in NFL history (Drew Brees) to secure multiple seasons with 5,000-yard passing yards and 40-plus touchdowns. TE Travis Kelce had the second-most receiving yards of his career (1,338), tallying his seventh straight 1,000-yard season, an NFL record by a tight end. In 2021, Bieniemy continued to lead the Kansas City Chiefs offense to finish in the top five in multiple NFL categories including, third down conversion percentage (1st: 52.2), first downs (1st: 419), yards per game (3rd: 396.8), points per game (4th: 28.2) and offensive touchdowns (5th: 53) en route to the team's sixth-straight AFC West title. QB Patrick Mahomes continued to add to his NFL resume, adding 4,839 passing yards on 436 completions and 37 touchdowns. WR Tyreek Hill (111) and TE Travis Kelce (92) each finished the season with more than 90 receptions, marking the first time in franchise history that a pair of teammates each recorded 90+ receptions in the same season. The 2020 Kansas City Chiefs offense led the NFL in multiple categories including, net passing yards per game (303.4), yards per game (415.8) and first downs (397), capturing the club's fifth-straight AFC West title and second-straight Super Bowl appearance. Mahomes became the fastest QB to record 100 career passing touchdowns, doing so in just 40 games. TE Travis Kelce set an NFL record for a tight end with 1,416 receiving yards, extending his NFL record to five-straight seasons with at least 1,000 yards receiving. WR Tyreek Hill had 1,276 receiving yards and 15 touchdown receptions, tying the franchise record, while rookie RB Clyde Edwards-Helaire recorded 803 rushing yards finishing fourth among all rookies.

Under Bieniemy, the Chiefs finished the season with a World Championship, the team's first Super Bowl victory in 50 years. The Super Bowl champion Chiefs offense finished in the top-10 in total yards per game (379.2), passing yards per game (281.1), yards per play (6.22) and points per game (28.2). In his second year as the starter, Mahomes became the fastest quarterback in NFL history to reach 9,000 passing yards and 75 touchdowns, doing so in just 30 games. Kelce became the fastest TE to reach 500 career receptions in NFL history, and became the first TE in NFL history to record back-to-back 1,200 receiving yards seasons. Hill became the fastest wide receiver in Chiefs history to record 4,000 career receiving yards, tallying 4,054 receiving yards in 58 games. In his first year as offensive coordinator, Bieniemy oversaw one of the most prolific offenses in Chiefs history as the club finished 12-4 in 2018, earning its third-consecutive AFC West Division title en route to hosting the first AFC Championship Game in team history. Mahomes was named the AP NFL Most Valuable Player after passing for 5,097 yards and 50 touchdowns in just his first season as a starting quarterback. Kelce ranked second among NFL tight ends with 1,336 receiving yards, and Hill's 1,479 single-season receiving yards ranked first in Chiefs history.

Under Bieniemy's tutelage in 2017, rookie RB Kareem Hunt rushed for an NFL-best 1,327 yards, setting a Chiefs rookie record. From 2013-15, he mentored RB Jamaal Charles, who, in 2014, recorded 1,000 rushing yards for the fifth time in his career. Charles became the all-time leading rusher in franchise history and finished his Chiefs career with 7,260 career rushing yards. In 2013, under Bieniemy, Charles led the NFL in touchdowns (19) and first downs (104) and ranked second in yards from scrimmage (1,980 yards), recording the most receiving yards by a running back in Chiefs history, leading the AFC in rushing (1,287 yards).

Prior to returning to the NFL coaching ranks, Bieniemy spent two seasons (2011-12) at his alma mater, the University of Colorado, which was preceded by a tenure coaching running backs with the Minnesota Vikings (2006-10). In his five seasons with Minnesota, the Vikings produced a 1,000-yard rusher each year, while his stable of running backs broke the 100-yard mark 31 times in 80 regular season games. In 2006, he coached RB Chester Taylor, who rushed for 1,216 yards. The following season, Taylor and RB Adrian Peterson combined for 2,185 yards (1,341 by Peterson, who was All-Pro as a rookie). Peterson set a then-Vikings record with 1,760 yards in 2008, earning the Bert Bell Award as the Pro Football Player of the Year. Overall, Peterson totaled 5,782 rushing yards and 52 touchdowns in four seasons under Bieniemy's guidance.

Bieniemy elevated to the NFL ranks after three seasons as the running backs coach at UCLA (2003-05). While at UCLA, Bieniemy tutored former NFL RB Maurice Jones-Drew for three seasons at UCLA, where Jones-Drew earned Freshman All-America honors in 2003, before rushing for 1,007 yards in 2004 and earning consensus All-America honors as a kick returner in 2005.

Following his NFL playing career, Bieniemy served as an assistant at Thomas Jefferson High in Denver, prior to securing his first job as running backs coach with Colorado. In his first two seasons coaching the position, the Buffaloes ranked in the top-10 in the nation in rushing.

A second-round selection (39th overall) by the San Diego Chargers in the 1991 NFL Draft, Bieniemy would go on to play nine seasons in the NFL, appearing in 142 career games for the Chargers (1991-94), Cincinnati Bengals (1995-98) and Philadelphia Eagles (1999). In 1994, Bieniemy helped lead the Chargers to an AFC Championship and an appearance in Super Bowl XXIX.

The West Covina, Calif., native is married to his wife, Mia, and the couple have two sons, Eric III and Elijah.

BIENIEMY'S COACHING CAREER

Year	Team	Position
2000	Thomas Jefferson HS (Colo.)	Assistant Coach
2001-02	University of Colorado	Running Backs
2003-04	UCLA	Running Backs
2005	UCLA	Running Backs/Recruiting Coord.
2006-09	Minnesota Vikings	Running Backs
2010	Minnesota Vikings	Assistant Head Coach / Running Backs
2011-12	University of Colorado	Offensive Coordinator / Running Backs
2013-17	Kansas City Chiefs	Running Backs
2018-22	Kansas City Chiefs	Offensive Coordinator
2023	Washington Commanders	Assistant Head Coach / Offensive Coordinator
2024	UCLA	Assistant Head Coach / Offensive Coordinator
2025-Present	Chicago Bears	Running Backs



# Anthony BLEVINS

## ASSISTANT SPECIAL TEAMS

**School:** University of Alabama at Birmingham  
**Hometown:** Birmingham, Ala.

Anthony Blevins joins the Bears in 2025 in an Assistant Special Teams capacity.

Blevins brings 21 years of coaching experience, including a decade on NFL sidelines, to Chicago. Prior to spending a portion of the 2024 season with the Birmingham Stallions of the UFL, Blevins spent five years with the Arizona Cardinals (2013-17) as their Assistant Special Teams Coach, before a five-season tenure with the New York Giants (2018-22) in a variety of roles, working with the special teams units, linebackers and defensive backs over his tenure with New York.

Blevins aided a Birmingham Stallions defense that propelled the team to their third-straight league championship, first as a member of the United Football League. The Stallions started the 2024 season winning each of their first eight games, holding opponents to less than 20 points in each of their first five outings. Closing out the season strong, Birmingham's defense held the opposition again to less than 20 points in both postseason games, including a 25-0 shutout victory in the UFL Championship over the San Antonio Brahmas.

Over his five seasons with the Giants, Blevins occupied a variety of roles on New York's coaching staff. Bookending his tenure with the Giants in an assistant special teams capacity, Blevins transitioned to Assistant Defensive Backs Coach in 2020, before moving to tutor the linebackers in an Assistant Linebackers / Special Teams Assistant role in 2021. Returning to coach special teams for New York in 2022, Blevins aided a Giants team that made the postseason and defeated the Minnesota Vikings in an NFC Wild Card tilt to earn a berth in the NFC Divisional Round. In 2021, Blevins contributed to a linebackers group that featured LB Tae Crowder leading the team with 130 tackles, as rookie LB Azeez Ojulari set the franchise's rookie record with eight sacks. The Giants also held opponents to a league-low 17.8 yards per kickoff return, as Gano kicked a Giants-record seven field goals of 50+ yards. As Assistant Defensive Backs Coach in 2020, the Giants' pass defense jumped from 28th in the league in 2019 to a tie for 16th, as CB James Bradberry was selected to his first Pro Bowl after tying for second in the NFL with 18 passes defended.

Over his first two seasons with New York, the Giants were fourth and 10th, respectively, in the NFL in punt (9.8 yards) and kickoff (23.5 yards) return average, as his group led the league in 2019 by allowing an average return of just 18.1 yards per kickoff return and the punt coverage team was tied for fifth as opponents averaged only 5.7 yards a return. In his first season with New York, Blevins' unit featured K Aldrick Rosas, who was selected to the Pro Bowl and was named AP Second-Team All-Pro after making 32 of 33 field goal attempts. Blevins also helped mentor S Michael Thomas, who was selected to his first Pro-Bowl following the season.

Before his time with the Giants, Blevins spent five years with the Arizona Cardinals as a Coaching Assistant / Special Teams Coach. Blevins contributed to a staff that helped special teamer Justin Bethel get selected to three consecutive Pro Bowls (2013-15) after leading the team in special teams tackles each season. In 2013 and 2015, Bethel was named first-team All-NFL by the Pro Football Writers Association. All-Pro K Chandler Catanzaro tied the NFL record for the most consecutive field goals to begin a career (17) and established a franchise rookie record with 114 points in 2014. The following season, Catanzaro finished third in the NFL with 137 points, which was also the second-highest single-season total in franchise history. In 2017, Blevins coached rookie S Budda Baker, who was selected as the NFC special teams representative in the Pro Bowl. Baker led the Cardinals with 16 special teams tackles and was selected All-Pro by the AP and the Pro Football Writers Association.

Blevins spent the 2012 season as the Cornerbacks Coach at his alma mater, the University of Alabama at Birmingham, which followed three seasons at Tennessee State University (2009-11) where he coached special teams and tutored the cornerbacks. Over his tenure, Blevins also served as the Recruiting Coordinator at the University of Tennessee at Martin (2008), where he also led the cornerbacks group. Blevins entered the collegiate coaching ranks in 2005 at Mississippi State University, serving as a Graduate Assistant.

Returning to Chicago in 2025, Blevins previously took part in the NFL's Bill Walsh Minority Coaching Fellowship, spending time with the Bears in 2024 and 2008, as well as with the Cardinals (2010) and Indianapolis Colts (2011).

Blevins, who started his coaching career at Meadowcreek High School in Gwinnett, Ga., in 2003, played professionally for the Mobile Admirals of the Regional Football League (1999), the Birmingham Steeldogs of AFL2 (2000) and for the Birmingham Thunderbolts in the XFL from 2000-01.

A native of Birmingham, Ala., Blevins graduated from UAB in 1998 with a bachelor's degree in sociology and later earned a master's in instructional technology in 2006 from Mississippi State. In 2015, Blevins returned to Mississippi State, where he earned a PhD in instructional systems & workforce development.

### BLEVINS' COACHING CAREER

Year	Team	Position
2003-04	Meadowcreek H.S. (Ga.)	Secondary
2005-07	Mississippi State	Graduate Assistant
2008	University of Tennessee at Martin	Cornerbacks / Recruiting Coordinator
2009-11	Tennessee State University	Special Teams Coordinator / CBs
2012	University of Alabama at Birmingham	Cornerbacks
2013-17	Arizona Cardinals	Coaching Assistant / Special Teams
2018-19	New York Giants	Assistant Special Teams
2020	New York Giants	Assistant Defensive Backs
2021	New York Giants	Asst. LBs / Special Teams Assistant
2022	New York Giants	Special Teams Assistant
2023	Las Vegas Raiders (XFL)	Head Coach
2024	Birmingham Stallions (UFL)	Defensive Assistant
2025-Present	Chicago Bears	Assistant Special Teams



Zach  
**CABLE**  
**OFFENSIVE QUALITY CONTROL**

**School:** University of Idaho  
**Hometown:** Renton, Wash.

Zach Cable is in his third season with the Bears in 2025.

Cable possesses seven years of coaching experience, including six seasons in the NFL. Prior to Chicago, Cable spent a year at Northern Colorado (2022) and had a four-year stint with the Raiders (2018-21).

During the 2024 season, Cable worked primarily with an offense line that aided QB Caleb Williams to Bears rookie records across all major passing statistics. In 2023, Cable helped the Bears record 2,399 rushing yards on the season, ranking second amongst all NFL teams.

Before joining the Bears, Cable worked as the outside linebackers coach at the University of Northern Colorado during the 2022 season. Prior to that, he gained his first years of NFL experience working as an offensive and defensive assistant with the Raiders from 2018-21, where he worked with the offensive line, tight ends and linebackers. In his final season in Las Vegas in 2021, the Raiders qualified for the playoffs for the second time since the 2003 season.

Cable played defensive lineman at the University of Idaho. He graduated from Idaho with degrees in Organizational Sciences and General Studies with a minor in Psychology. He is the son of former NFL coach Tom Cable.

CABLE'S COACHING CAREER		
Year	Team	Position
2018	Las Vegas Raiders	Offensive Assistant
2019-21	Las Vegas Raiders	Defensive Assistant
2022	Northern Colorado University	Outside Linebackers
2023-Present	Chicago Bears	Offensive Quality Control



Kyle  
**DEVAN**  
**ASSISTANT OFFENSIVE LINE**

**School:** Oregon State University  
**Hometown:** Vacaville, Calif.

Kyle DeVan joins the Bears in 2025 as Assistant Offensive Line Coach.

DeVan, a former NFL offensive lineman who started at right guard for the Indianapolis Colts in Super Bowl XLIV, has spent over a decade coaching offensive fronts, most recently leading the offensive line at his alma mater, Oregon State University (2024).

Last season, DeVan led an offensive front featuring Gerad Lichtenhan, who was named the top offensive lineman in the conference, and Joshua Gray, who was selected to play in the East-West Shrine Bowl. DeVan's group helped the Beavers start the 2024 slate with four victories in their first five outings.

Prior to returning to Corvallis, DeVan spent one season as the Associate Head Coach / Offensive Line / Run-Game Coordinator at Charlotte (2023). With DeVan's leadership, the 49ers would go on to average over 145 rushing yards per game in 2023, as offensive lineman Kevin Williams earned All-American Athletic Conference recognition.

Before Charlotte, DeVan led the offensive line at the University of Colorado, where his front allowed just 23 sacks on the season, the second-fewest sacks allowed by any team in the conference.

DeVan spent one season as an Offensive Analyst at the University of Michigan (2021), working with the offensive line. With DeVan's aid, the Wolverines offensive front earned the Joe Moore Award, which is presented annually to the nation's top offensive line, helping pave the way for the program's first College Football Playoff berth, finishing the season ranked No. 3 in the nation. In 2021, all five regular starting offensive linemen for Michigan finished the season with All-Big Ten Conference honors.

Prior to Michigan, DeVan had a two-year tenure as Run Game Coordinator / Offensive Line Coach at the University of Arizona (2019-20). DeVan led the offensive line and coordinated the run game for the Wildcats, as the unit averaged over 170 yards per game rushing in 2019, third-best in the conference. DeVan's first opportunity to lead an offensive line group occurred in 2016 at Ball State University, a role he would hold for three seasons (2016-18), adding Assistant Head Coach responsibilities for the final two seasons.

Following his playing career, DeVan entered the coaching ranks at Oregon State in 2013, working with the tight ends group as a Graduate Assistant, before spending one season at the University of Southern California (2014) and serving as Assistant Offensive Line Coach with the New Orleans Saints in 2015.

DeVan appeared in 40 regular-season games (26 starts), as well as four postseason starts, along the offensive front for the Indianapolis Colts (2009-10), Philadelphia Eagles (2011) and Tennessee Titans (2012) after entering the league as an undrafted free agent with Washington in 2008. A four-year letter-winning offensive lineman at Oregon State (2004-07), DeVan capped his tenure with the Beavers with three All-Pac-10 Conference recognitions, earning second-team honors in 2006. Oregon State went 38-24 over his tenure in Corvallis, appearing in four bowl games. DeVan was twice nominated for the Rimington Trophy, which is awarded to the top center in college football.

A native of Vacaville, Calif., DeVan and his wife, Erin, are parents to two children – Bode and Lola.

**DEVAN'S COACHING CAREER**

Year	Team	Position
2013	Oregon State University	Graduate Assistant
2014	University of Southern California	Graduate Assistant
2015	New Orleans Saints	Assistant Offensive Line
2016	Ball State University	Offensive Line
2017-18	Ball State University	Assistant Head Coach / Offensive Line
2019-20	University of Arizona	Run Game Coordinator / Offensive Line
2021	University of Michigan	Offensive Analyst
2022	University of Colorado	Offensive Line
2023	Univ. of N.C. at Charlotte	Associate Head Coach / Offensive Line / Run-Game Coordinator
2024	Oregon State University	Offensive Line
2025-Present	Chicago Bears	Assistant Offensive Line



Jim  
**DRAY**  
**TIGHT ENDS**

School: Stanford University  
Hometown: Paramus, N.J.

Jim Dray enters his fourth season with the club in 2025.

Dray enters his eighth season overall in coaching, having made additional stops with the Arizona Cardinals (2020-21), Cleveland Browns (2019) and at his alma mater, Stanford University (2018).

In 2024, Dray led a tight end group that served as an outlet helping rookie QB Caleb Williams set Bears all-time rookie and franchise passing records. TE Cole Kmet led the group with 474 receiving yards on 47 receptions, 25 going for first downs and four touchdown grabs. Among tight ends in Bears history, Kmet moved to second in receptions (258), second in first down receptions (129, since 1994), third in touchdowns (19) and fourth in receiving yards (2,592). TE Mercedes Lewis continued to be a veteran presence, breaking the all-time NFL record for games played at tight end, finishing the season with 285 career games played.

In his second year coaching the tight ends, Dray's unit saw a career year from fourth-year tight end Cole Kmet. He accounted for 719 receiving yards on 73 catches (9.8 avg.) with six receiving touchdowns. His 719 receiving yards were the second-most among Bears pass-catchers in 2023. On the season, Kmet set career-highs in catches (73) and yards (719). His six touchdowns were his second most in a season in his career (7, 2022). Among all tight ends in the NFL in 2023, Kmet ranked tied for second in receiving touchdowns (6), tied for seventh in receptions (73), eighth in first downs (36) and ninth in receiving yards (719). Dating back to the start of the 2000 season among Bears tight ends, Kmet 2023 season ranked second in receptions and third in receiving yards, touchdowns and in first downs (33). All-time among Bears tight ends, Kmet ranks third in receptions (211), and fourth in touchdowns (15), first downs (104) and receiving yards (2,118). Veteran tight end Mercedes Lewis also provided leadership to the group in 2023. With his start against the Cardinals, Lewis passed Aaron Rodgers for most the starts by an active player (225). He is one of only three tight ends in NFL history to start 200+ regular season games and post 400+ receptions (436) (Gonzales & Witten). He also ranks first in games played (268) among active players. Against the Falcons in Week 17, Lewis caught his first touchdown of the season and 40th of his career. He had four catches for 29 yards with one touchdown in 16 games with four starts.

Dray completed his first season as the Bears tight ends coach in 2022, where he aided in the development of Kmet, who finished the season with a career-best seven touchdown receptions -- tied for the third-most among all tight ends in the NFL. Kmet's seven touchdowns were also the fifth-most touchdown receptions by a Bears tight end in a single season. He also led the team in receiving yards, totaling 544 yards on 50 catches (10.9 avg.).

Prior to his arrival in Chicago, Dray completed his second season in Arizona in 2021 as an offensive quality control coach. The Cardinals finished 11-6 during the 2021 season, good for second in the NFC West, and earned an NFC wild card berth. The Cardinals' offense finished fifth in the NFC in points per game (26.4) and fourth in yards per game (373.6).

Dray began his coaching career at his alma mater, Stanford, as an offensive assistant in 2018 prior to working as an offensive quality control coach with the Cleveland Browns in 2019.

An eight-year NFL veteran, Dray was selected by the Cardinals in the seventh round (233rd overall) of the 2010 NFL Draft out of Stanford. He also played with Cleveland (2014-15), Buffalo (2016) and San Francisco (2016). He appeared in 94 career games (38 starts) and finished his career with 56 receptions for 605 yards (10.8 avg.) and three touchdowns.

Dray started 39 career games at Stanford and had 41 receptions for 455 yards and seven touchdowns, earning second-team All-Pac 10 honors as a senior while helping the Cardinals finish 11th in the nation in rushing yards per game that season (218.2).

A native of Paramus, N.J., Dray was named first team All-Bergen County, All-North New Jersey, all-league, as well as second-team All-State as a junior and senior at Bergen Catholic (Oradell, N.J.) High School. He finished his prep career with 66 receptions for 786 yards and five touchdowns, earning MVP honors in the 2003 state championship game.

Dray and his wife, Kelly, have a daughter, Leighton.

DRAY'S COACHING CAREER		
Year	Team	Position
2018	Stanford University	Offensive Assistant
2019	Cleveland Browns	Offensive Quality Control
2020-21	Arizona Cardinals	Offensive Quality Control
2022-Present	Chicago Bears	Tight Ends



Jeremy  
**GARRETT**  
**DEFENSIVE LINE**

**School:** Ole Miss University  
**Hometown:** Senatobia, Miss.

Jeremy Garrett enters his first season with the Bears in 2025.

A coaching veteran of over 15 years at the NFL, collegiate and high school levels, Garrett arrives in Chicago to lead the defensive line group after most recently serving as the Defensive Line Coach for the Jacksonville Jaguars in 2024.

Last season, Garrett's work with the Jaguars front yielded immediate results, as DE Travon Walker totaled a career-high 10.5 sacks to lead the unit, as DE Josh Hines-Alen registered his fourth-straight season with at least 10 tackles for loss, the longest streak in franchise history, and DT DaVon Hamilton graded out as one of the best run defenders in the NFL. In a Week 5 win over Indianapolis, Walker collected a career-high three sacks, before logging the fourth-longest fumble recovery for a touchdown by a defensive lineman in club history (35 yards) in Week 9. At season's end, Hines-Alen reached 63 career tackles for loss, setting the all-time franchise record.

Prior to Jacksonville, Garrett spent two seasons at the collegiate level, first leading the defensive line at Liberty University (2022), before joining the staff at Auburn University (2023) as Defensive Line Coach for the Tigers. At Liberty, Garrett led a unit that led the country in tackles for loss (121), as DE Durrell Johnson collected 22.5 TFLs, the most by any player in the nation. Following his season at Liberty, Garrett led an Auburn front that featured DT Marcus Harris, who earned First-Team All-SEC recognition and DL Keldric Faulk, who was named to the SEC All-Freshman Team, as the Tigers ranked in the top-half of the conference in sacks.

Garrett spent two seasons as the Assistant Defensive Line Coach for the Cleveland Browns (2020-21), helping the Browns reach the postseason and earn an AFC Wild Card Round victory in 2020. In his two seasons with the Browns, DE Myles Garrett earned AP First-Team All-Pro honors, as his career-high 16.0 sacks in 2021 set a new franchise single-season record. As a unit, the Browns finished the season ranked top-five in the NFL in total defense (5th, 311.5 yards per game), the highest finish by a Browns defense since 1987.

Before entering the NFL ranks, Garrett spent one season as a Defensive Quality Control at Vanderbilt University (2019), where he worked with the Commodores' defensive front.

Garrett's coaching tenure began at the high school level, first at Southaven High School (Miss.), where he served as an assistant coach (2010), before spending eight years at Nashville's Ensworth High School (Tenn.), elevating to Head Coach in 2018. Garrett served in a variety of roles over his first seven years at Ensworth, including Associate Director of Admissions, Assistant Track and Field Coach and Fitness Department Chair, on top of being a Defensive Assistant Coach. In his one season as Head Coach, Garrett led Ensworth to the Quarterfinal Round of the Division II-AAA Playoffs.

A four-year letter-winning defensive lineman at Ole Miss (2004-07), Garrett collected Ole Miss Lifter of the Year and Chuck Mullins Courage Award honors during his time with the Rebels. Garrett graduated with a bachelor's degree in business from Ole Miss in 2007 and later earned his MBA from Harding University (Ark.) in 2010.

Garrett and his wife, Shay, has two sons - Jayden and Jacob - and one daughter - Grace.

GARRETT'S COACHING CAREER

Year	Team	Position
2010	Southaven High School (Miss.)	Assistant Coach
2011-17	Ensworth High School (Tenn.)	Assistant Defensive Coach
2018	Ensworth High School (Tenn.)	Head Coach
2019	Vanderbilt University	Defensive Quality Control
2020-21	Cleveland Browns	Assistant Defensive Line
2022	Liberty University	Defensive Line
2023	Auburn University	Defensive Line
2024	Jacksonville Jaguars	Defensive Line
2025-Present	Chicago Bears	Defensive Line



Matt  
**GIORDANO**  
**ASSISTANT DEFENSIVE BACKS /  
SAFETIES**

School: University of California  
Hometown: Clovis, Calif.

Matt Giordano enters his first season with the Bears in 2025.

A nine-year NFL veteran, Giordano joins the Bears as Assistant Defensive Backs / Safeties Coach after serving the last two seasons as a Defensive Assistant with the New Orleans Saints, primarily working with the secondary.

Prior to entering the NFL coaching ranks in 2023 with New Orleans, Giordano spent one season as a volunteer assistant at Fresno State University (2022). Giordano entered the coaching ranks at his alma mater, Buchanan High School in Clovis, Calif., where, after initially joining the staff in 2015 as Defensive Coordinator, elevated to Head Coach in 2016, where he led the program for the next six seasons. Over his six seasons at the helm, amassed a 51-16 record.

Before his coaching tenure, Giordano played nine seasons in the NFL as a defensive back. A fourth-round selection (134th overall) by the Indianapolis Colts in the 2005 NFL Draft, Giordano appeared in 116 career games for the Colts (2005-08), Green Bay Packers (2009), New Orleans Saints (2010), Oakland Raiders (2011-12) and St. Louis Rams (2013), totaling 202 tackles, one sack, 11 interceptions, including two returned for touchdowns, 16 passes defended, two forced fumbles, 52 special teams tackles and one coverage fumble recovery. Giordano also totaled seven postseason appearances over his playing career, including a World Championship in 2006 (Super Bowl XLI).

Giordano played two seasons at the University of California (2003-04), earning First-Team All-Pac-10 honors as a senior in 2004, after two seasons at Fresno City College (2001-02).

A native of Clovis, Calif., Giordano was inducted into the Fresno Athletic Hall of Fame in 2019. Giordano and his wife, Laura, have three children – Addison, Logan and Brooklyn.

GIORDANO'S COACHING CAREER		
Year	Team	Position
2015	Buchanan High School (CA)	Defensive Coordinator
2016-21	Buchanan High School (CA)	Head Coach
2022	Fresno State University	Volunteer Assistant
2023-24	New Orleans Saints	Defensive Assistant
2025-Present	Chicago Bears	Assistant Defensive Backs / Safeties



Al  
**HARRIS**  
**PASS GAME COORDINATOR /  
DEFENSIVE BACKS**

School: Texas A&M University Kingsville  
Hometown: Pompano Beach, Fla.

Al Harris enters his first season with the Bears in 2025.

A 15-year NFL veteran in the secondary, earning All-Pro honors and two Pro Bowl selections as a cornerback, Harris has spent the last 13 seasons as a coach, most recently serving as Assistant Head Coach / Defensive Backs for the Dallas Cowboys in 2024, a role that he was elevated to after leading Dallas' secondary since 2020. Over the last four seasons, Harris' Cowboys defensive backs helped Dallas own the most interceptions by any team in the NFL over the four-year span, amassing a league-high 72 interceptions from 2021-24.

Harris' guidance helped the Cowboys own the No. 5 and No. 8-ranked pass defense in the NFL in 2023 (187.4) and 2022 (200.9), respectively. On top of success as a unit, Harris has been instrumental in the development of CB Trevon Diggs and the continued growth of CB DaRon Bland. Under Harris, Diggs accumulated two Pro Bowl selections and an AP First-Team All-Pro nod (2021), as Bland set an NFL record with five interceptions returned for a touchdown in 2023, while also leading the league in interceptions (nine). In 2021, Diggs secured an NFL-best 11 interceptions, tied for the most by any player in a single season in Cowboys history, en route to an All-Pro acknowledgement with Harris' support. Diggs became the first Cowboys cornerback to earn Pro Bowl recognition in back-to-back years since Hall of Famer Deion Sanders (1996-99). As a rookie in 2020, Diggs led all Cowboys defenders in interceptions (three) and passes defended (14).

Prior to Dallas, Harris spent one season as a Defensive Assistant at Florida Atlantic University (2019) following a six-year stretch with the Kansas City Chiefs. Starting as a Defensive Assistant in 2013, Harris contributed to a Chiefs team that went to the playoffs in five of his six seasons, collecting three AFC West Division titles, including an AFC Championship appearance in 2018. Coaching the defensive backfield, Harris oversaw a group that finished top-10 in the league in interception all but one of his six seasons, including a No. 1 ranking in 2016 (19 interceptions) and a top-three finish in both 2013 (T-3rd, 21), and 2015 (2nd, 22). Under Harris' guidance, Marcus Peters totaled 19 interceptions in his three seasons with the Chiefs (2015-17), the most by any player in the NFL over that span. Harris entered the coaching ranks in 2012 as a Coaching Intern with the Miami Dolphins.

Harris played 15 seasons in the NFL, appearing in over 200 career games (postseason included), tallying 21 interceptions for the Philadelphia Eagles (1998-2002), Green Bay Packers (2003-09), Miami Dolphins (2010) and St. Louis Rams (2011) after being selected by the Tampa Bay Buccaneers in 1997. A member of the Green Bay Packers Hall of Fame, Harris earned two Pro Bowl selections (2007 and '08) and was an AP Second-Team All-Pro selection in 2007 in 2007 with the Packers. Harris started his career on the Tampa Bay practice squad in 1997, before signing with Philadelphia in 1998, appearing as the team's nickel cornerback for five years and playing in two NFC Championship games (2001 and 2002). Harris finished his playing career with one season each in Miami (2010) and with the St. Louis Rams (2011).

Prior to the NFL, Harris led the defensive backfield at Texas A&M-Kingsville (1995-96), where he was a first-team All-Lone Star Conference selection in 1996 after starting his tenure at Trinity Valley Community College in Athens, Texas, where he was a member of a National Championship team.

Harris and his wife, Shyla, have four children - Lyla, Al Jr., Gavin and Gage.

HARRIS' COACHING CAREER		
Year	Team	Position
2012	Miami Dolphins	Coaching Intern
2013	Kansas City Chiefs	Assistant Secondary / Defensive Assistant
2014-15	Kansas City Chiefs	Assistant Secondary
2016-18	Kansas City Chiefs	Secondary / Cornerbacks
2019	Florida Atlantic University	Defensive Assistant
2020-23	Dallas Cowboys	Defensive Backs
2024	Dallas Cowboys	Assistant Head Coach / Defensive Backs
2025-Present	Chicago Bears	Pass Game Coordinator / Defensive Backs





**Bill  
JOHNSON**  
**SENIOR DEFENSIVE ASSISTANT /  
DEFENSIVE LINE**

**School:** Northwestern State University  
**Hometown:** Monroe, La.

Johnson joins the Bears as a Senior Defensive Assistant / Defensive Line in 2025.

A veteran coach, Johnson has 45 years of coaching experience including 18 seasons coaching NFL defensive lines. Most recently he spent three seasons coaching in the USFL/UFL with the Birmingham Stallions and the Houston Roughnecks. He helped the Stallions capture two league championships, winning the USFL in 2022 and the UFL in 2024.

Before coaching in the professional spring leagues, Johnson spent three seasons at LSU, first as the defensive line coach (2019-21) then as a defensive analyst. During his three seasons in Baton Rouge, the Tigers went 26-12, highlighted by a 15-0 record en route to winning the College Football Playoffs National Championship. In 2019 he helped lead a group that finished third in the SEC. Johnson coached DL Rashard Lawrence to Second-Team All-SEC honors to anchor the group.

Johnson's last stint in the NFL came as the defensive line coach for the Rams (2017-18). In his two seasons with the Rams, they captured back-to-back division titles for the first time since 1978-79 and advanced to their first Super Bowl since 2002. In 2018, the Rams finished the season tied for the best record in the NFL (13-3) advancing all the way to Super Bowl LIII. In 2018, Rams DT Aaron Donald posted a career-high 20.5 sacks, tied for the eighth most in an NFL season since the stat became official in 1982. The historic season propelled him to his second consecutive Associated Press Defensive Player of the Year Award, becoming one of just eight players to win the award multiple times. Donald also won the award in 2017, becoming the first player in Rams history to be honored with that award and the first DT to be named DPOY since 1999.

Prior to his time with the Rams, Johnson spent eight years in charge of the Saints' defensive line (2009-16). In 2015, DE Cameron Jordan became the ninth player in team history to record multiple seasons with double-digit sacks. In addition, under Johnson's guidance, Jordan earned two Pro Bowl appearances. In his third NFL season in 2012, Jordan finished fifth in the NFL with 12.5 sacks. In Johnson's debut season with the Saints in 2009, DE Will Smith finished the year fifth in the NFL with a career-high 13.0 sacks en route to a Super Bowl XLIV victory.

In his stop before New Orleans, Johnson spent the 2007-08 seasons as the defensive line coach with the Denver Broncos and a six-year stint in Atlanta as defensive line coach of the Falcons (2001-06). With his help, the Falcons led the NFL in sacks during the 2004 season, eventually advancing to the NFC Championship game. Johnson led DE Patrick Kerney to three double-digit sack seasons and a 2004 Pro Bowl selection. He also led DT Rod Coleman to a 10.5 sack season and Pro Bowl appearance in 2005.

Before entering the NFL ranks, Johnson spent 21 seasons coaching at the collegiate level with his final 13 seasons in that stretch as a defensive line coach. His stops included: two seasons at Louisiana Tech (1988-89), three seasons over two stints at Arkansas (1990-91, 2000) and eight seasons at Texas A&M (1992-99). With the Aggies, he mentored nine defensive linemen who were drafted into the NFL. Johnson's prior coaching stops included Miami (Fla.) (1987), McNeese State (1985-86), and his alma mater Northwestern State (1980-84).

Before coaching, Johnson played offensive line at Northwestern State from 1976-79, including two seasons as the starting center. Johnson is a Monroe, La., native. Johnson and his wife, Dawn have two children – Billy, who works in the Rams personnel department and Abby who works for NBC.

**JOHNSON'S COACHING CAREER**

<b>Year</b>	<b>Team</b>	<b>Position</b>
1980-81	Northwestern State University	Graduate Assistant
1982-84	Northwestern State University	Defensive Ends & Linebackers
1985	McNeese State University	Defensive Line
1986	McNeese State University	Outside Linebackers
1987	University of Miami (Fla.)	Graduate Assistant
1988-89	Louisiana Tech University	Defensive Line
1990-91	University of Arkansas	Defensive Line
1992-99	Texas A&M University	Defensive Line
2000	University of Arkansas	Defensive Line
2001-06	Atlanta Falcons	Defensive Line
2007-08	Denver Broncos	Defensive Line
2009-16	New Orleans Saints	Defensive Line
2017-18	Los Angeles Rams	Defensive Line
2019-20	LSU	Defensive Line
2021	LSU	Defensive Analyst
2022	Birmingham Stallions (USFL)	Defensive Line
2023	Houston Roughnecks (XFL)	Defensive Line
2024	Birmingham Stallions (XFL)	Defensive Line
2025-Present	Chicago Bears	Senior Defensive Assistant / Defensive Line



Kevin  
**KOCH**  
(2024)  
**ASSISTANT LINEBACKERS**

**School:** Minnesota State University  
**Hometown:** Elmhurst, Ill.

Kevin Koch enters his fourth season with the Bears and first as Assistant Linebackers Coach in 2025.

Prior to being elevated to Assistant Linebackers Coach in 2025, Koch spent the last two seasons with Chicago in a Defensive Quality Control capacity after initially joining the Bears as a Coaching Assistant in 2022.

Last season, Koch's work with the defense helped the Bears register five red-zone takeaways in 2024, tied for third-most by any team in the NFL. Chicago also finished the season ranking third in the NFL in opponent red-zone touchdown percentage (46.0). Primarily working with the linebackers, Koch aided a unit that featured LB Tremaine Edmunds and LB T.J. Edwards each logging over 100 total tackles, becoming one of just four pairs of duos to record at least 100 tackles on the same team each of the last two seasons (IND: Franklin/Speed, CIN: Pratt/Wilson, JAX: Lloyd/Oluokun). With Koch's assistance, Edmunds ranks No. 10 in the NFL in total tackles since 2018, as Edwards owns the second-most tackles by any NFC defender since the start of the 2023 season (282).

In 2023, his first year as a Defensive Quality Control, Koch aided a Bears defense that limited the opposition to an average of just 86.4 rushing yards per game, the No. 1 rushing defense in the NFL, and collected the most interceptions in the league (22). Edwards finished 2023 with a career-high 153 total tackles (90 solo), as he led or shared the lead in tackles for the Bears in 11 games, as Edmunds totaled four interceptions to go along with his 113 total tackles (69 solo). Developing the entire linebacker room, rookie LB Noah Sewell would appear in 13 games for the Bears.

Prior to elevating to Defensive Quality Control, Koch spent his first season with the Bears as a Coaching Assistant in 2022, serving as an integral part of the coaching staff's day-to-day operation and weekly game preparations.

Koch joined the Bears after five years at Northwestern University (2017-21). After spending his first two seasons as a Graduate Assistant, was promoted to Defensive Quality Control Analyst for his final three years with the Wildcats. Over his five seasons at Northwestern, the Wildcats reached the Big Ten Conference Championship Game twice (2018, '20) and earned three bowl victories. In his first season, Northwestern posted a 10-3 record with a victory in the Music City Bowl, before helping the Wildcats win the Big Ten West in 2018, adding a win in the Holiday Bowl to close out his second season with the program.

Before his tenure at Northwestern, Koch spent one season at Benedictine (Ill.) University (2016), serving as Special Teams Coordinator, while also coaching the running backs and tight ends. Koch also oversaw Benedictine's recruiting efforts in the Chicagoland area.

Koch entered the coaching ranks in 2012 as a Graduate Assistant at Robert Morris University (Ill.), before returning to his alma mater, Minnesota State University Moorhead, in 2014, spending two seasons working with the defensive backs and special teams units.

A native of Elmhurst, Ill., Koch earned a bachelor's degree in exercise science from Minnesota State University Moorhead, before achieving a master's in management of sports administration from Robert Morris University (Ill.), then later gaining a second Master's degree from Northwestern University in 2019.

Koch and his wife, Kara, have one daughter, Noelle.

KOCH'S COACHING CAREER		
Year	Team	Position
2012-13	Robert Morris University	Graduate Assistant/RBs/TEs
2014-15	Minnesota State University - Moorhead	Safeties
2016	Benedictine University	Special Teams Coordinator/RBs/TEs
2017-18	Northwestern University	Graduate Assistant/DBs
2019-21	Northwestern University	Defensive Quality Control Analyst/LBs
2022	Chicago Bears	Coaching Assistant/Safeties
2023-24	Chicago Bears	Defensive Quality Control/LBs
2025-Present	Chicago Bears	Assistant Linebackers



Cannon  
**MATTHEWS**  
**DEFENSIVE ASSISTANT /  
NICKELS**

School: Ohio University  
Hometown: Bedford Heights, Ohio

Cannon Matthews enters his first season with the Bears in 2025. Matthews joins Chicago's staff in a Defensive Assistant – Nickels capacity.

Most recently, Matthews spent the previous five years on the staff of the Dallas Cowboys, starting as a Defensive Quality Control in 2020, elevating to Assistant Defensive Backs Coach in 2023, then to Safeties Coach in 2024. Over the final four of his five years with Dallas, the Cowboys' secondary helped the unit total the most interceptions by any team in the NFL over the four-year span, amassing a league-high 72 interceptions from 2021-24. Matthews' work with the defensive backs helped the Cowboys own the No. 5 and No. 8-ranked pass defense in the NFL in 2023 (187.4) and 2022 (200.9), respectively. Individually, Matthews' group featured the development of CB Trevon Diggs, who accumulated two Pro Bowl selections and an AP First-Team All-Pro nod (2021) during his time with Matthews on staff, as well as the continued growth of All-Pro CB DaRon Bland, who, in 2023, set an NFL record for the most interceptions returned for a touchdown in a single season (five) while leading the league in interceptions. In 2021, Diggs secured an NFL-best 11 interceptions, tied for the most by any player in a single season in Cowboys history, en route to an All-Pro acknowledgment. As a rookie in 2020, Diggs led all Cowboys defenders in interceptions (three) and passes defended (14).

Prior to his time with Dallas, Matthews spent three years as a Quality Control / Defense with Washington following one season as Assistant Defensive Backs Coach with the Cleveland Browns (2016). With Cleveland, the secondary registered 10 interceptions, as the 2016 season marked Matthews' third tenure with the Browns after previously serving as a Defensive Intern with Cleveland in 2013, where the unit ranked top-10 in the NFL in total defense (9th, 332.4 yards per game), and first as a Personnel Intern in 2007. Between coaching stints with Cleveland, Matthews spent two seasons as a Defensive Quality Control with the Tennessee Titans (2014-15), working with the linebackers. In his first season with Tennessee, 18 different Titans registered a full sack, a single-season team record and NFL best. The following season, the Titans defense ranked seventh in the NFL in passing defense (229.9 yards per game).

Matthews spent the 2012 season as Running Backs Coach at Kentucky Christian University, as the Knights posted a 7-4 record, registering the first winning season in program history. After accumulating experience as a Personnel Intern in 2007 with the Buffalo Bills and the first part of 2008 as a Personnel Intern with the Arizona Rattlers of the AFL, Matthews spent four years on the coaching staff of the Buffalo Bills. Matthews joined Buffalo's staff as a Defensive / Special Teams Assistant in 2008, spending two seasons in that role, before moving to the offensive side as an Offensive Assistant in 2010, where he aided the Bills' offensive coaching staff for two seasons.

A native of Bedford Heights, Ohio, Matthews earned a bachelor's degree in sports management from Ohio University.

MATTHEWS' COACHING CAREER		
Year	Team	Position
2007	Buffalo Bills	Personnel Intern
2008	Arizona Rattlers (AFL)	Personnel Intern
2008-09	Buffalo Bills	Defensive / Special Teams Assistant
2010-11	Buffalo Bills	Offensive Assistant
2012	Kentucky Christian University	Running Backs
2013	Cleveland Browns	Defensive Intern
2014-15	Tennessee Titans	Quality Control / Defense
2016	Cleveland Browns	Assistant Defensive Backs
2017-19	Washington Commanders	Quality Control / Defense
2020-22	Dallas Cowboys	Defensive Quality Control
2023	Dallas Cowboys	Assistant Defensive Backs
2024	Dallas Cowboys	Safeties
2025	Chicago Bears	Defensive Assistant / Nickels



Kenny  
**NORTON III**  
**DEFENSIVE ASSISTANT**

**School:** Azusa Pacific University  
**Hometown:** Bellevue, Wash.

Kenny Norton III enters his third season with Chicago in 2025, serving in the role of Defensive Assistant.

Norton completed his second season with the Bears in 2024, and his first season as a Defensive Quality Control, after joining the team in 2023 as a Coaching Assistant. Over his two seasons with the Bears, Chicago's defense registered 33 interceptions, second-most by any unit in the NFL over the two-season span.

In 2024, Norton served as a Defensive Quality Control, aiding the coaching staff with the day-to-day operation, while helping tutor Chicago's secondary. As a defense, the Bears registered five red-zone takeaways in 2024, tied for third-most by any team in the NFL. The Bears also finished the season ranking third in the NFL in opponent red-zone touchdown percentage (46.0). Chicago's defended helped the Bears close out the season with a Week 18 road victory over the Green Bay Packers, one week after limiting the Seattle Seahawks to just six points scored on *Thursday Night Football*. A stalwart in the secondary, DB Jaylon Johnson was named to his second-straight Pro Bowl in 2024.

Norton joined the Bears in 2023 as a Coaching Assistant, tasked with providing integral assistance with weekly game preparations and practice plans, as well as with the day-to-day operation. Working with the defensive coaching staff and the defensive line, Norton helped a Bears unit that limited the opposition to an average of just 86.4 rushing yards per game, the No. 1 rushing defense in the NFL, and collected the most interceptions in the league (22).

Before his tenure with the Bears, Norton spent one season as a Football Analyst at UCLA (2022), following one season with the Seattle Seahawks (2021). With Seattle, Norton, who initially joined the staff as a Bill Walsh Coaching Fellow during Training Camp, earned a full-season role as Defensive Assistant. Norton entered the coaching ranks at La Salle College High School in Pasadena, Calif., where he served as Director of Football Operations for the program and worked with the secondary.

Norton prepped collegiately at Azusa Pacific University (2013-17), where he played defensive back. Over his final three seasons, Norton appeared in 33 games for the Cougars, graduating with a bachelor's degree in business administration and management. Norton would later earn a Master's degree in sports management from the University of San Francisco in 2020.

A native of Santa Monica, Calif., Norton attended Issaquah High School in Bellevue, Wash. Before entering the coaching ranks, Norton spent three years working for NFL Media as a production assistant (2019-21).

**NORTON III'S COACHING CAREER**

Year	Team	Position
2016	Oakland Raiders	Administration Intern
2019	La Salle College High School	Director of Football Operations
2021	Seattle Seahawks	Bill Walsh Diversity Coaching Intern
2021	Seattle Seahawks	Defensive Assistant
2022	UCLA	Football Analyst
2023	Chicago Bears	Coaching Assistant
2024	Chicago Bears	Defensive Quality Control
2025-Present	Chicago Bears	Defensive Assistant



Robbie  
**PICAZO**  
**OFFENSIVE ASSISTANT-QBS & WRS**

**School:** Stanford University  
**Hometown:** Rancho Santa Margarita, Calif.

Robbie Picazo enters his second season with the Bears.

Picazo owns 12 years of coaching experience, including three years in the NFL and nine at the collegiate level. Picazo came to the Bears after spending the previous two seasons as an offensive assistant with the Seattle Seahawks (2023) and Houston Texans (2022).

In 2024, Picazo helped QB Caleb Williams break the Bears rookie records in every major passing statistic. Williams threw just seven interceptions during his rookie campaign, tying the franchise record for fewest interceptions thrown in a season (min. 10 QB starts), it was also the fourth fewest by a rookie QB in NFL history (min. 13 QB starts). Picazo also helped lead a wide receiver room that produced three players with at least 700 receiving yards; WR DJ Moore (966), WR Keenan Allen (744) and rookie WR Rome Odunze (734).

Prior to his time in the NFL, Picazo spent four seasons with the Rice Owls in various roles. In his second season leading Rice's running backs in 2021, Picazo helped sixth-year senior tight end Jordan Myers earn honorable mention All-Conference USA honors after leading the team with nine total touchdowns and rank second with 646 all-purpose yards. Myers led the Owls with eight rushing scores and recorded 338 rushing yards on the year.). Former walk-on Ari Broussard added 569 yards on 116 carries, including a career-high 186 yards at Charlotte (11/6) that marked the program's second-highest total in conference play since joining C-USA in 2005.

Picazo came to Rice after five seasons (2013-17) at Stanford, first as a student assistant (2013) while completing his co-term degree program and four years (2014-17) as an offensive assistant, working with quarterbacks and wide receivers. Picazo supported the daily operations of the offense as the Cardinal won two Pac-12 titles (2013 and 2015) and appeared in five consecutive bowl games.

While coaching at Stanford in 2017, Picazo participated in a Bill Walsh NFL Minority Coaching Fellowship with the Atlanta Falcons during the team's mandatory spring minicamp.

Picazo attended Stanford University where he earned a bachelor's degree in management, science and engineering in 2013 and a master's degree in psychology in 2014. He played quarterback for the Cardinal from 2009-12, appearing in four games.

Picazo and his wife, Kaitlyn, have a daughter, Payton.

PICAZO'S COACHING CAREER		
Year	Team	Position
2013	Stanford University	Student Assistant
2014-17	Stanford University	Offensive Assistant
2018-19	Rice University	Quarterbacks
2020-21	Rice University	Running Backs
2022	Houston Texans	Offensive Assistant
2023	Seattle Seahawks	Offensive Assistant
2024-Present	Chicago Bears	Offensive Assistant- Quarterbacks/Wide Receivers



## Dan ROUSHAR OFFENSIVE LINE

School: Northern Illinois University  
Hometown: Clinton, Iowa

Dan Roushar enters his first season with the Bears in 2025.

Entering his 41st season in the coaching profession, Roushar will lead the offensive line group for Chicago. Prior to joining the Bears, Roushar spent the last two seasons as the Offensive Line Coach at Tulane University, which followed a 10-year stretch with the New Orleans Saints. Over his coaching tenure, Roushar has held the role of Offensive Coordinator on five separate occasions, and in his final two seasons with the Saints, oversaw the run game coordinator for New Orleans' offense. Over his five seasons leading the Saints' offensive line (2016-20), New Orleans claimed NFC South Division titles on four occasions.

Roushar spent the last two seasons leading the offensive line unit at Tulane University (2023-24), a two-year span that helped the Green Wave reach the AAC Championship Game each season, totaling 20 wins over the two-year stretch. In his first season at Tulane, the Green Wave reached 11 wins, marking the first occurrence of back-to-back double-digit win seasons in program history.

Prior to Tulane, Roushar spent 10 seasons with the Saints, which included a five-year tenure as Offensive Line Coach and a timeline that featured the responsibilities of Running Backs Coach, Tight Ends Coach and Run Game Coordinator. During his five seasons as Offensive Line Coach, the Saints owned one of the highest-ranking offensive units in the NFL, ranking No. 1 in the NFL in scrimmage yards per game (399.8) with the highest points per game average in the league (29.5).

Over his final two seasons with the Saints, Roushar oversaw the run game for the offense, while also guiding a tight end group that featured Juwan Johnson, who led New Orleans with a career-high seven receiving touchdowns in 2022. Roushar was impactful in Johnson's transition from wide receiver to tight end. In 2020, Roushar coached what continued to be one of the NFL's most stable offensive lines under his supervision. With the help of Roushar and the offensive coaching staff, the Saints rushed for a franchise-record and NFL-high 30 touchdowns, tied for the then-sixth-highest NFL total all-time, ranked sixth in rushing yards per game (141.6), ranking No. 4 in the league in scoring offense (29.7). Under Roushar's guidance, the offensive line blocked for RB Alvin Kamara, who led the NFL with a franchise-record 21 total touchdowns, while leading the team in both rushing and receiving with a career-high 1,688 total yards from scrimmage. Roushar's unit in 2019 surrendered just 25 sacks, third-fewest in the league, as quarterbacks Drew Brees and Teddy Bridgewater combined to throw for 36 touchdowns and only six interceptions.

Roushar led a 2018 unit that led the NFL with 26 rushing touchdowns. Despite being forced to use nine different starting offensive linemen due to injuries, the Saints allowed just 20 sacks under Roushar's guidance, second-best in the NFL. The offensive line allowed just 20 sacks in 2017, second-fewest in the NFL, even though it opened with six different lineups. Roushar's group played an instrumental role as the Saints were the only offense in the NFL to finish top-five in both rushing and passing, ranking No. 2 in total offense (391.2 yards per game). The 3,094 combined total yards from scrimmage from Mark Ingram and Kamara was second-most by an NFL running back duo since the start of a 16-game season (1978). The 4,339 combined total yards from scrimmage by Ingram, Kamara and WR Michael Thomas, was the highest total by a skill position trio in Saints history.

In Roushar's first season leading the offensive line (2016), the Saints were the No. 1 total offense (426.0 yards per game) and top-ranked passing offense (317.1 yards per game) in the NFL. New Orleans produced the second-most points per game average (29.3). Behind the blocking, Brees set a then-NFL single-season record in completions (471) and led the league in passing yardage (5,208), earning a Pro Bowl selection. The line also paved the way for Ingram to surpass the 1,000-yard mark for the first time.

Roushar started with the Saints as Running Backs Coach in 2013, holding that role for two seasons. In his first season with New Orleans, running backs Pierre Thomas (77) and Darren Sproles (71) became the first running back duo in franchise history to secure at least 70 receptions in the same season, as Thomas' output led all NFL players at their position, propelling the Saints to a No. 4 ranking in total offense in 2013 (399.4 yards per game). The following season, Roushar was instrumental in the rushing offense moving from 25th in the NFL to 13th, as Ingram was selected to the first Pro Bowl of his career behind 964 rushing yards and nine rushing scores. After tutoring the running backs from 2013-14, Roushar moved to Tight Ends Coach in 2015, as the Saints finished the season with the second-ranked offense in the NFL (403.8 yards per game). Under Roushar's guidance, TE Benjamin Watson set career-highs in both receptions (74) and receiving yardage (825) and tied a career-best in receiving touchdowns (six).

Before his decade with the Saints, Roushar spent six seasons at Michigan State University (2007-12), the final two as Offensive Coordinator / Tight Ends Coach. In his final season with the Spartans, Roushar coordinated an offense that featured RB Le'Veon Bell, who would claim the Big Ten Conference's rushing title with 1,793 yards on the ground, the second-most in program history, en route to earning All-America honors. In Roushar's first season as coordinator (2011), Michigan State averaged 31.0 points per game, which ranked third in the conference, and school records for most points (434) and passing yards (3,535), while finishing second in net yardage (5,466). Prior to his promotion to coordinator, Roushar served four seasons as the Spartans' offensive line coach. In four seasons coaching the Michigan State front, Roushar's linemen earned All-Big Ten recognition on eight occasions. Prior to his time in East Lansing, Roushar spent two years as the Offensive Line Coach at the University of Cincinnati (2005-06).

Following two seasons as quarterback at Northern Illinois University (1982-83), Roushar aided the Huskies as a student assistant in 1984, before a seven-year stretch at Butler University (1986-92), capped by a four-season tenure as Offensive Coordinator and Offensive Line Coach. Roushar would then hold roles at the University of Rhode Island (1993), Ball State University (1994) and the University of Illinois (1995-96, 2003-04). Between his two stints at Illinois, Roushar returned to his alma mater, Northern Illinois, where he spent six seasons, the final five of which were as Offensive Coordinator / Quarterbacks Coach.

A native of Clinton, Iowa, Roushar and his wife, Patti, have four children – daughters Marrisra, Mallory and Maura, and son, Danny.

ROUSHAR'S COACHING CAREER

Year	Team	Position
1984	Northern Illinois University	Student Assistant
1986-88	Butler University	Offensive Assistant
1989-92	Butler University	Offensive Coordinator / OL
1993	University of Rhode Island	Offensive Line
1994	Ball State University	Offensive Coordinator / QBs
1995	University of Illinois	Quarterbacks
1996	University of Illinois	Offensive Tackles / Tight Ends
1997	Northern Illinois University	Offensive Line
1998-2002	Northern Illinois University	Offensive Coordinator / QBs
2003	University of Illinois	Running Backs
2004	University of Illinois	Offensive Coordinator / RBs
2005-06	University of Cincinnati	Offensive Line
2007-10	Michigan State University	Offensive Line
2011-12	Michigan State University	Offensive Coordinator / TEs
2013-14	New Orleans Saints	Running Backs
2015	New Orleans Saints	Tight Ends
2016-20	New Orleans Saints	Offensive Line
2021-22	New Orleans Saints	Run Game Coordinator / TEs
2023-24	Tulane University	Offensive Line
2025-Present	Chicago Bears	Offensive Line



## Richard SMITH LINEBACKERS

School: Fresno State University  
Hometown: Los Angeles, Calif.

Richard Smith joins the Bears in 2025 as Linebackers Coach.

Smith brings over 45 years of coaching experience, 37 of those years coming in the NFL. Most recently, Smith has led the linebackers group for the Indianapolis Colts from 2022-24, adding Run Game Coordinator responsibilities for the 2023 and 2024 seasons.

From 2022-24 in Indianapolis, Smith led the development of LB Zaire Franklin. In his first year under Smith's direction, the fifth-year linebacker broke the Colts single-season tackling record recording 166 takedowns (102 solo), far surpassing his old career high of 29 stops. Franklin then exceeded that total each of the next two seasons, resetting the franchise record to 179 tackles (107 solo) in 2023 and recording 173 tackles (93 solo) in 2024 earning him his first Pro Bowl Games selection. LB E.J. Speed also saw significant growth under Smith's direction, setting a new career high in tackles all three seasons under Smith; 55 (23 solo) in 2022, 100 (76 solo) in 2023 and 142 (93 solo) in 2024. The linebacking duo of Franklin and Speed are one of just four pairs of teammates to total at least 100 tackles in each of the past two seasons (CHI: Edmunds/Edwards, CIN: Pratt/Wilson, JAX: Lloyd/Oluokun).

Smith led the Raiders linebackers' group in 2021, where he guided veteran LB Denzel Perryman to a career-high 154 tackles (102 solo), the sixth-most in the NFL, earning his first Pro Bowl selection. Prior to his time with Las Vegas, Smith served as the linebackers coach for the Los Angeles Chargers for four seasons (2017-2020). During his time in Los Angeles, the Chargers secured a playoff spot in 2018 for the first time since 2013 and just the second time since 2010. In 2020, Smith guided rookie LB Kenneth Murray Jr. as he paced the team in tackles with 107, setting a franchise record for most tackles by a rookie and finishing second among rookies in his class. Smith was reunited with LB Thomas Davis Sr. in 2019, who he coached with the Carolina Panthers for two seasons. Under Smith's tutelage, Davis led the team with 112 tackles, while fourth-round rookie LB Drue Tranquill finished second on the squad with 75 tackles. Smith's group was instrumental to the defense's improvement against the run in 2018, as opponents averaged nearly 30 fewer rushing yards per game than the season before.

Smith spent two seasons as the defensive coordinator with the Atlanta Falcons (2015-16). Smith's unit helped the Falcons claim the 2016 NFC Championship to earn a spot in Super Bowl LI. Under Smith's guidance, DE Vic Beasley recorded a league-leading 15.5 sacks in 2016. In 2015, Smith helped Atlanta's defense see a major improvement, going from 32nd to 16th in total defense.

From 2011-14, Smith coached on four straight playoff teams as the Linebackers Coach in his second stint with the Denver Broncos, including a 2013 squad that won the AFC Championship and earned a berth in Super Bowl XLVIII. During his four seasons with Denver, the Broncos ranked third in the league in rushing defense, fourth in third-down defense and seventh in total defense over that span. Smith helped develop LB Von Miller, who has become one of the NFL's most dominant defenders. Miller earned three Pro Bowl selections during his time with Smith, earned was named the 2011 AP Defensive Rookie of the Year and was named first-team All-Pro in 2012.

Prior to joining the Broncos, Smith served as the Linebackers Coach with the Panthers for two seasons (2009-10). During his time in Carolina, the Panthers collected the third-most takeaways in the NFL. Smith also helped LB Jon Beason earn a Pro Bowl selection in 2009.

Smith had a three-year stint as the Defensive Coordinator for the Houston Texans (2006-08). During his time with the Texans, Smith's defense produced two Pro Bowlers and two second-team All-Pro performers in OLB DeMeco Ryans and DE Mario Williams. In 2005, Smith landed his first post as a Defensive Coordinator with the Miami Dolphins. That year, Miami finished the season ranked second in the NFL with 49 sacks.

Smith spent two seasons (2003-04) as the Assistant Head Coach and Linebackers Coach in Detroit after serving after coaching the linebackers in San Francisco from 1997-2002. During his six seasons with San Francisco, four 49ers linebackers earned Pro Bowl honors – Ken Norton Jr., Lee Woodall, Winfred Tubbs and Julian Peterson.

From 1993-96, Smith coached special teams in his first stint with the Broncos, spending the first two years (1993-94) with the added duty of Assistant Linebackers Coach. Smith entered the NFL coaching ranks with the Houston Oilers from 1988-1992, handling special teams, while also assisting with the tight ends, linebackers and offensive line. During his time with the Oilers, Smith worked closely with Pro Football Hall of Fame OL Bruce Matthews and OL Mike Munchak.

Prior to entering the league, Smith spent nine years coaching at the collegiate level. Smith began his coaching career at his alma mater, Rio Hondo Junior College (Calif), coaching the offensive line for two seasons (1979-80). Smith also held coaching roles at Cal State-Fullerton (1981-83), Cal (1984-86) and Arizona (1987).

Smith played offensive line at Rio Hondo Junior College from 1975-76 before transferring to Fresno State in 1977 where he helped Fresno State capture the Pacific Coast Athletic Association title.

Smith has four children – Morgan, Aimee, Whitney and Travis – seven grandchildren and is married to his wife, Renee.

### SMITH'S COACHING CAREER

Year	Team	Position
1979-80	Rio Hondo Junior College	Offensive Line
1981-83	Cal State University, Fullerton	Defensive Line
1984-86	University of California	Linebackers / Special Teams
1987	University of Arizona	Linebackers / Special Teams
1988-89	Houston Oilers	Special Teams / Tight Ends
1990-92	Houston Oilers	Special Teams / Asst. Offensive Line
1993-94	Denver Broncos	Special Teams / Asst. Linebackers
1995-96	Denver Broncos	Special Teams
1997-02	San Francisco 49ers	Linebackers
2003-04	Detroit Lions	Asst. Head Coach & Linebackers
2005	Miami Dolphins	Defensive Coordinator
2006-08	Houston Texans	Defensive Coordinator
2009-10	Carolina Panthers	Linebackers
2011-14	Denver Broncos	Linebackers
2015-16	Atlanta Falcons	Defensive Coordinator
2017-20	Los Angeles Chargers	Linebackers
2021	Las Vegas Raiders	Linebackers
2022	Indianapolis Colts	Linebackers
2023-24	Indianapolis Colts	Run Game Coordinator & Linebackers
2025-Present	Chicago Bears	Linebackers





## Press **TAYLOR** **PASS GAME COORDINATOR**

**School:** Marshall University  
**Hometown:** Norman, Okla.

Press Taylor joins the Bears in 2025 as Pass Game Coordinator.

Taylor arrives in Chicago after spending the last three seasons as Offensive Coordinator of the Jacksonville Jaguars (2022-24). Over his three seasons with Jacksonville, Taylor coordinated a unit that helped the Jaguars reach the postseason and rank among some of the league's top passing offensive units, while also playing an instrumental role in the continued development of Pro Bowl QB Trevor Lawrence. In 2023, Taylor helped guide an offense that propelled Lawrence to throw for over 4,000 yards, as the Jaguars marked their second-straight season with a 4,000-yard passer, 1,000-yard receiver (WR Calvin Ridley) and 1,000-yard rusher (RB Travis Etienne Jr.), as Jacksonville ranked top-10 in the NFL in passing offense for the second-straight year. In his first season with the Jaguars, Taylor helped lead an offense that recorded the most scrimmage yards in a single season in franchise history (6,264), as Jacksonville secured an AFC South Division title and AFC Wild Card Round victory. As a unit, the Jaguars totaled the most first downs (352) in a single season in team history and accumulated the third-most points in club annals (404).

Prior to Jacksonville, Taylor spent one season as Senior Offensive Assistant (2021) with the Indianapolis Colts. In his lone season with the Colts, Taylor helped coach an offensive unit that featured AP First-Team All-Pro RB Jonathan Taylor, who led the NFL with 1,811 rushing yards and a league-best 18 rushing touchdowns. As a group, the Colts owned the No. 2-ranked rushing offense in the NFL in 2021 (149.4), finishing top-10 in the league in points per game (26.5).

Before Indianapolis, Taylor spent eight seasons in a variety of elevating roles with the Philadelphia Eagles, contributing to a staff that accumulated three NFC North Division titles for Philadelphia, including a World Championship in 2017 after defeating the New England Patriots in Super Bowl LII. Taylor began his tenure with the Eagles in an Offensive Quality Control capacity (2013-15), before adding the responsibility of Assistant Quarterbacks Coach in 2016, a role he would occupy for two seasons. Taylor was then elevated to Quarterbacks Coach in 2018 following the Eagles' World Championship, guiding the Eagles quarterbacks for three seasons with the addition of Passing Game Coordinator duties in 2020.

During his tenure with the Eagles, Taylor was instrumental in his work with quarterbacks Carson Wentz and Nick Foles. As Wentz's primary coach over three seasons, the signal-caller set single-season franchise records in passing yards (4,039 in 2019), pass completions (388 in 2019) and completion percentage (69.6 in 2018). Over their tenure together, Wentz would become just the sixth quarterback in NFL history to secure at least 20 passing touchdowns and 10 or fewer interceptions in three-consecutive seasons (2017-19). In his first season as Quarterbacks Coach, Taylor's tutelage helped Foles close out the regular season with three victories in five starts, including a Week 16 performance that featured 471 passing yards, four passing touchdowns and a 120.4 passer rating to earn NFC Offensive Player of the Week honors, and a Week 17 win at Washington that was highlighted by Foles' 25-straight pass completions.

In 2017, Taylor helped guide a room that started with Wentz completing 265-of-440 passes for 3,296 yards and 33 touchdowns, a single-season franchise record, to only seven interceptions, registering a 101.9 passer rating over his first 13 games. Following an injury to Wentz, Foles stepped into duty, leading the Eagles with three postseason performances of at least a 100.0 passer rating and guiding Philadelphia to a World Championship with a victory in Super Bowl LII. Wentz would later earn AP Second-Team All-Pro honors, as Foles was named Super Bowl LII Most Valuable Player.

As offensive quality control coach from 2013-15, Philadelphia ranked third in the NFL in total offense (392.8), fourth in rushing offense (131.1), sixth in scoring offense (23.9), sixth in total offensive touchdowns (132) and eighth in passing offense (261.5) during the three-season span. In 2014, the Eagles set single-season franchise records in points scored (474), touchdowns accumulated (54), passing yards (4,581) and first downs earned (356).

Prior to his eight seasons with the Eagles, Taylor served as a Graduate Assistant at Tulsa (2011-12), working with the quarterbacks. Taylor guided QB G.J. Kinne to over 3,000 passing yards and 28 passing touchdowns in 2011, before helping Tulsa claim a Conference USA Championship and Liberty Bowl victory in 2012.

A native of Norman, Okla., Taylor played quarterback at Marshall (2009-10) after starting his career at Butler (Kan.) Community College (2007-08), where he served as a team captain and led Butler to back-to-back Junior College National Championships with a 17-1 record as a starter.

Taylor's brother, Zac, is the Head Coach of the Cincinnati Bengals and his father, Sherwood, played and coached at Oklahoma. Taylor and his wife, Brooklyn, have four children – Teale, Carolina Leigh, Woods and Billy.

### TAYLOR'S COACHING CAREER

Year	Team	Position
2011-12	University of Tulsa	Offensive Graduate Assistant/QBs
2013-15	Philadelphia Eagles	Offensive Quality Control
2016-17	Philadelphia Eagles	Offensive Quality Control/Asst. QBs
2018-19	Philadelphia Eagles	Quarterbacks
2020	Philadelphia Eagles	Passing Game Coordinator/QBs
2021	Indianapolis Colts	Senior Offensive Assistant
2022-24	Jacksonville Jaguars	Offensive Coordinator
2025-Present	Chicago Bears	Pass Game Coordinator



Pierre  
**NGO**  
**HEAD STRENGTH AND  
CONDITIONING**

School: University of Oklahoma  
Hometown: Muskogee, Okla.

The 2025 season will mark Pierre Ngo's ninth overall season with the club and his first as the Head Strength and Conditioning Coach. Ngo most recently served in an Assistant Strength and Conditioning capacity (2023-24), a stretch that follows a six-season tenure initially with the Bears from 2015-20. Ngo spent the 2021-22 seasons with the Denver Broncos, where he served as an assistant strength and conditioning coach. Before arriving in Chicago in 2015, Ngo spent two seasons with the New York Jets (2012-13), as an assistant strength and conditioning coach. Sandwiched between his NFL experience he served as a strength and conditioning coaching assistant at UCLA in 2014 working with the Bruins football program. Ngo spent one season at Arizona State University (2011) where he served as an assistant strength coach for the Sun Devils football program and also oversaw ASU women's volleyball, women's tennis and men's golf teams. From 2009-11, Ngo worked at Philippi Sports Institute in Las Vegas, Nev., training NFL, MLB, MMA and youth athletes. Ngo started his collegiate coaching career in 2007 at Arizona State as a strength conditioning intern before continuing his intern experience at the University of Nevada-Las Vegas (2008-09). Born in Muskogee, Okla., Ngo is a Registered Strength and Conditioning Coach with Distinction by the National Strength and Conditions Association. Ngo was a two-year letterman at NAIA Langston University (2003-04) and finished his collegiate football playing career as a walk-on at the University of Oklahoma (2005), where he earned a degree in health and sports science. He also earned his master's degree in applied exercise science with a concentration in strength and conditioning from Concordia University-Chicago in 2021.

NGO'S COACHING CAREER

Year	Team	Position
2007	Arizona State University	Strength and Conditioning Intern
2008-09	UNLV	Strength and Conditioning Intern
2011	Arizona State University	Strength and Conditioning Assistant
2012-13	New York Jets	Assistant Strength and Conditioning
2014	UCLA	Strength and Conditioning Assistant
2015-20	Chicago Bears	Assistant Strength and Conditioning
2021-22	Denver Broncos	Assistant Strength and Conditioning
2023-24	Chicago Bears	Assistant Strength and Conditioning
2025-Present	Chicago Bears	Head Strength and Conditioning



Allison  
**HALEY**  
**ASSISTANT STRENGTH AND  
CONDITIONING COACH**

**School:** Commonwealth University-Bloomsburg  
**Hometown:** Philadelphia, Pa.

Allison Haley enters her second year with the Bears in 2025, her first as an assistant strength and conditioning coach. Haley spent 2024 with Chicago as a seasonal strength and conditioning aiding the full-time staff. Haley focused on the return to sport group, players recovering from serious injuries, as well as running warm ups and mobility circuits. Along with traditional weight room duties, Haley worked alongside the teams' sports science staff to apply data technologies to the strength program. Prior to joining the Bears, Haley spent a year working as a strength and conditioning coach for Villanova University football. Haley began her professional career an Exercise Physiologist at Zarett Rehab and Fitness. A Philadelphia, Pennsylvania, native, Haley graduated with a degree in Exercise Science from Commonwealth University-Bloomsburg.

HALEY'S FOOTBALL CAREER

Year	Team	Position
2023	Villanova University	Strength and Conditioning Coach
2024	Chicago Bears	Strength and Conditioning Seasonal
2025-Present	Chicago Bears	Asst. Strength and Conditioning Coach



Noble  
**LANDRY**  
**ASSISTANT STRENGTH AND  
CONDITIONING**

School: Denison University  
Hometown: Long Beach, Calif.

Noble Landry enters his fourth season as Assistant Strength and Conditioning Coach for the Chicago Bears in 2025. Landry enters the 2025 season with nine years of strength and conditioning experience, including six seasons in the National Football League. Prior to his arrival in Chicago, Landry served as a strength and conditioning intern for the Indianapolis Colts for two seasons (2019-20) before being promoted to strength and conditioning assistant for the 2021 season. Landry began his strength and conditioning career interning with Denison in 2018. Landry then went on to work as a strength coach for Allegiate and assistant football coach at Orange Lutheran High School in Orange, Calif. In 2019, Landry spent a season working at Ohio State University as a strength and conditioning intern. A Long Beach, Calif., native, Landry graduated from Denison University, where he played football, with a degree in Exercise Science before earning his masters of applied exercise science from Concordia University Chicago.

LANDRY'S COACHING CAREER

Year	Team	Position
2018	Denison University	Strength and Conditioning Intern
2018	Orange Lutheran High School	Assistant Football Coach
2018	Allegiate	Associate Strength Coach
2019	Ohio State University	Strength and Conditioning Intern
2019-21	Indianapolis Colts	Strength and Conditioning Intern
2022-Present	Chicago Bears	Assistant Strength and Conditioning Coach



Reshard  
**LANGFORD**  
**ASSISTANT STRENGTH AND  
CONDITIONING**

School: Vanderbilt University  
Hometown: Tanner, Ala

Langford joins the Bears in 2025 in an Assistant Strength and Conditioning role.

Langford most recently has served as a strength and conditioning coach for the United States Tennis Association (USTA) from 2018-24, working with the world's top professional tennis players. Prior to his time with USTA, Langford spent two seasons with the Minnesota Vikings, aiding the club's strength and conditioning operations, first in an intern capacity (2016), before being promoted to an assistant role (2017).

Before entering the coaching ranks, Langford had a four-year tenure in the NFL, spending time as a defensive back with the Philadelphia Eagles (2009), Kansas City Chiefs (2009-11) and Detroit Lions (2012).

A native of Tanner, Ala., Langford was a team captain and four-year starter at safety for Vanderbilt, appearing in 48 career games for the Commodores and earning Southeastern Conference All-Freshman honors in 2005. Langford and his wife, Jasmine have two children – Rocco and Evie.

LANGFORD'S COACHING CAREER

Year	Team	Position
2016	Minnesota Vikings	Strength and Conditioning Intern
2017	Minnesota Vikings	Assistant Strength and Conditioning Coach
2018-24	US Tennis Association	Strength and Conditioning Coach
2025-Present	Chicago Bears	Assistant Strength and Conditioning Coach



Mark  
**PHILIPPI**  
**ASSISTANT STRENGTH AND  
CONDITIONING**

**School:** Montana Tech University  
**Hometown:** Menomonee Falls, Wis.

Philippi joins the Bears in 2025 in an Assistant Strength and Conditioning capacity.

Philippi brings over 30 years of coaching experience in private and collegiate strength coaching to Chicago. Since 2007, Philippi owned and directed performance training at Philippi Sports Institute in Las Vegas, a comprehensive sports performance facility with clientele ranging from world-championship and Olympic Gold Medal competitors to developing athletes.

Prior to opening Philippi Sports Institute, Philippi spent 15 years as the Director of Strength and Conditioning for UNLV Athletics, overseeing sports performance programs for over 400 athletes each year, while also aiding in the development of UNLV's kinesiology department.

Philippi also had a career in professional powerlifting. He won America's Strongest Man in 1997, was a seven-time World's Strongest Man qualifier and won the 1996 World Drug-Free Powerlifting Championships.

A native of Menomonee Falls, Wis., Philippi and his wife, Tracey, have five children – Marc, Mckayla, Zachary, Jacque and Wynn.

PHILIPPI'S COACHING CAREER		
Year	Team	Position
1991-06	UNLV	Director of Strength and Conditioning
2007-24	Philippi Sports Institute	Owner & Director of Performance Training
2025-Present	Chicago Bears	Assistant Strength and Conditioning



Justin  
**RUDD**  
**SENIOR DIRECTOR OF  
COACHING OPERATIONS**

**School:** University of Massachusetts Amherst  
**Hometown:** Montclair, N.J.

Justin Rudd joins the Bears in 2025 as Senior Director of Coaching Operations.

In his role, Rudd works directly with the head coach managing the football calendar and organizing the day-to-day operation of the team. He is the point of communication between the coaching staff and all supporting departments, and he manages the coaching budget, develops practice plans, builds practice schedules and oversees all coaching staff operations. Rudd also assists on the practice field during the week and the sideline on gameday.

Rudd arrives in Chicago after spending the last five seasons with the Dallas Cowboys, playing an instrumental role in football analytics and coaching operations elements. After joining the Cowboys in 2020 in a Video/Football Analytics capacity, spending three years in the specific role, Rudd was elevated to Coaching Operations Manager/Football Analytics in 2023, a capacity he would hold for the following two seasons. Over his five seasons with the Cowboys, Dallas secured two NFC East Division titles (2021 and 2023), with an appearance in the NFC Divisional Round in 2022, and won at least 12 games on three occasions. Rudd aided a Cowboys unit that ranked No. 6 in the NFL in passing yards per game and No. 7 in the league in scrimmage yards per game (380.6) over the five-season span, doing so with five different starting quarterbacks.

Prior to serving on Dallas' staff, Rudd had two tenures with DVSport, Inc. (2006-11 and 2012-19), a premier software platform used by personnel across the football spectrum, first as Operations/Senior Account Manager, then as Vice President of Sales & Marketing. Rudd's role also included direct interface and relations with coaching staffs and administrators across the NFL, CFL and NCAA, collaborating on reports, data, analytics and technology endeavors that connected analytics and coaching operations. Rudd also spent time as a Key Accounts Manager for Digitiz, Inc. (2011-12), an emerging audio/video systems design and integration company, where he engineered custom technological updates for teams across the NFL and NCAA.

Rudd spent four years at Rutgers University (2003-06), serving as Video Coordinator/Network Administrator, where he led, developed and guided a 13-person team overseeing video operations for the Scarlet Knights football team. Prior to his time at Rutgers, Rudd, served as a Quality Control/Video Assistant at the University of Pittsburgh in 2002.

A native of Montclair, NJ, Rudd graduated from the University of Massachusetts Amherst with a degree in sport management and minors in political science and Italian in 2001, also working closely with the football program and sports broadcasting department. Following graduation, Rudd spent time as a Quality Control/Video Assistant with the Carolina Panthers (2001) and Scottish Claymores of NFL Europe.

Rudd and his wife, Amanda, have two children – Laurel and Joseph.

RUDD'S FOOTBALL CAREER		
Year	Team	Position
2001	Carolina Panthers	Quality Control / Video Assistant
2002	Scottish Claymores (NFL-E)	Assistant Video Coordinator
2002	University of Pittsburgh	Assistant Video Coordinator
2003-06	Rutgers University	Video Coordinator / Network Administrator
2020-22	Dallas Cowboys	Video / Football Analytics
2023-24	Dallas Cowboys	Coaching Operations Manager/Football Analytics
2025-Present	Chicago Bears	Senior Director of Coaching Operations



Chavis  
**COOK**  
(pictured)  
**MANAGER OF COACHING  
ADMINISTRATION**

School: University of Alabama  
Hometown: Montgomery, Ala.

Chavis Cook enters his second season with Chicago in 2025, serving as the team's Manager of Coaching Administration. Joining the Bears in 2024, Cook's role involves aiding the coaching staff's day-to-day operation and general planning and execution. Prior to his arrival in Chicago, Cook spent five seasons with the Cleveland Browns (2018-13). Cook joined the Browns in 2018 as an Operations Intern, a position he held for two seasons, before being elevated to the role of Coordinator of Team Logistics. Cook assisted in the planning and execution of the travel operation, orchestrating all logistical measures for all road trips, as well as aided in the facilitation of budgetary items. In 2023, Cook was promoted to Manager of Team Logistics, where he continued to coordinate all aspects of team travel for the Browns. Cook added the responsibility of working with the Head Coach to coordinate the team's daily schedule, as well as logistics surrounding practice operation and the communication of such schedules across the organization. Additionally, Cook provided football personnel with input in relationship-building tactics, aiming to increase player development within the organization. Cook earned his Bachelor of Arts in Advertising from the University of Alabama in 2017 before earning his Master of Science in Sports Business Management from Alabama in 2018. While in Tuscaloosa, he worked as a Student Manager for the football program under Head Coach Nick Saban. During his time at Alabama, Cook contributed to a program that won two CFP National Championships (2015 and '17), aiding the effort for a third CFP National Championship Game appearance (2016). A native of Montgomery, Ala., Cook is married to his wife, Mary Margaret.

**COOK'S FOOTBALL CAREER**

Year	Team	Position
2014-18	University of Alabama	Student Manager
2018-19	Cleveland Browns	Football Operations Intern
2019-22	Cleveland Browns	Coordinator of Team Logistics
2023	Cleveland Browns	Manager of Team Logistics
2024-Present	Chicago Bears	Manager of Coaching Administration





Harrison  
**FREID**  
(1990)  
**DIRECTOR OF RESEARCH & ANALYSIS**

**School:** University of Michigan  
**Hometown:** Needham, Mass.

Harrison Freid enters his fourth season with the Bears in 2025 as Director of Research & Analysis. Freid arrived to Chicago in 2022 after spending six seasons with the Miami Dolphins, serving as the Head Coach Assistant – Research & Analysis. Freid was a member of a Dolphins coaching staff that compiled back-to-back winning seasons for the first time in two decades.

In his role, Freid supports numerous departments with research-related responsibilities, ranging from Coaching, Football Administration to Personnel. Freid joined the Dolphins in 2016 from the NFL's League Office, where he served in two capacities: Football Operations Assistant and Talent Acquisition Analyst.

A native of Needham, Mass., Freid played collegiate lacrosse at the University of Michigan, where he earned a Bachelor of Arts degree and was named team captain in 2011. Following his graduation in 2011, Freid enrolled at St. John's University in Queens, N.Y., where he received his MBA and was also a member of the Johnnies' lacrosse team. Freid represented the Israel National Lacrosse team in the 2014 World Lacrosse Championships and 2015 World Box Lacrosse Championships. He won a gold medal with Israel in the 2017 European Box Lacrosse Championships.

Freid is married to his wife, Ruthie.

**FREID'S COACHING CAREER**

Year	Team	Position
2016-21	Miami Dolphins	Head Coach Assistant - Research & Analysis
2022-Present	Chicago Bears	Director of Research & Analysis



## Ryan POLES GENERAL MANAGER

School: Boston College  
Hometown: Canandaigua, N.Y.

Ryan Poles enters his fourth season with the Bears in 2025 after being named the club's seventh general manager in franchise history on Jan. 25, 2022. Upon his hire, Poles, embarked on an in-depth, comprehensive process to restructure the club's roster and develop all areas surrounding organizational culture and the football operation of the Chicago Bears. Poles was instrumental in striking a deal with the Carolina Panthers in advance of the 2023 NFL Draft, leading to a flurry of enhancements to the Bears' roster over the next two seasons. By acquiring Carolina's first-round pick, the Bears utilized the No. 1-overall selection of the 2024 NFL Draft to select quarterback Caleb Williams. Capitalizing on remaining draft capital, the Bears then selected wide receiver Rome Odunze with the ninth-overall selection, rounding out the first round of the 2024 NFL Draft with two top-10 selections. In the deal with Carolina, the Bears also acquired wide receiver DJ Moore, who has led the Bears in receiving yards during each of his two seasons in Chicago. Ahead of 2025, working with Head Coach Ben Johnson, Poles and his staff have continued to develop the roster via draft, free agency and trades.

During the 2024 season, rookie quarterback Williams set franchise rookie records across all major statistical passing categories. Williams' season included a string of 353 consecutive pass attempts without an interception, good for not only an NFL rookie record, but the fourth-longest single-season streak in NFL history. Fellow first-round rookie, Odunze, finished the season with the fourth-most receptions (61) and receiving yards (734) by a rookie in franchise history. While punter Tory Taylor, another member of the Bears 2024 draft class, set single-season franchise records in both gross (47.7) and net (41.6) punting average. On the defensive side of the ball, the Bears allowed touchdowns on just 46 percent of opponents redzone drives, the second-best rate in the NFL, while finishing top 10 in the NFL with 24 takeaways.

Poles comprised a roster in 2023 that helped lead Chicago with the league's top-ranked rush defense (86.4 yards per game) and finish the season with the No. 2 rushing offense in the NFL (141.1 yards per game). Defensively, the Bears ranked second in the league in fewest rushing touchdowns allowed (eight), putting forth a five-game span (Weeks 7-12) that the unit did not allow a single rushing touchdown. Conversely, Chicago's offense totaled the second-most first downs in the league (86). The Bears' four-win improvement from the 2022 season marked the largest year-over-year win improvement in over half a decade.

Poles and his staff oversaw a transition as the club went from from one of the oldest rosters in the NFL at the end of the 2021 season, to one of the youngest teams in the league. Holding the No. 1 pick entering the 2023 Draft, Poles struck a deal with the Carolina Panthers on March 15, which brought in wide receiver DJ Moore in addition to the No. 9-overall selection and the 61st-overall pick in 2023, as well as a 2024 first-round selection and a 2025 second-round pick. The roster additions continued in free agency as Poles and his staff acquired veteran contributors along the defensive front and among the linebacker corps to support the eventual top-ranked defense. The Bears completed their most notable in-season move ahead of the trade deadline in Week 9, acquiring defensive lineman Montez Sweat from the Washington Commanders via trade in exchange for a 2024 second-round pick.

With one of the youngest on-field rosters in 2022, the Bears posted a league-high 6,721 snaps from first-year players. Offensively, the club finished the 2022 season by setting a team rushing record with a league-best 3,019 rushing yards. Defensively, with the youngest on-field defense in the NFL, the club finished the season ranked among the top-10 in several categories: completions allowed (323, 6th), interception percentage (2.9 pct, 8th), interception yards (201, 9th) and fourth down conversions (six, 1st) to name a few. Chicago opened the 2022 season with several new pieces on the roster following a mix of trades, free agent signings and waiver claims. The Bears Week 1 roster featured 11 rookie debuts, the most by any team in the NFL in the 2022 season. The club's 2023 draft class also featured a large group with 10 total selections. The 2022-23 Bears draft classes were the first time since the start of the modern seven-round draft era that the Bears had consecutive classes with 10+ picks.

Prior to his arrival in Chicago, Poles spent 13 years within the front office of the Kansas City Chiefs, helping Kansas City comprise rosters that led to two Super Bowl appearances and a World Championship with a victory over the San Francisco 49ers in Super Bowl LIV. In his 13th and final season with the Chiefs in 2021, Poles was named the club's Executive Director of Player Personnel. Initially joining the Chiefs in 2009 as a Player Personnel Assistant, Poles demonstrated his development and ascension through the ranks with Kansas City through holding the roles of College Scouting Administrator (2010-12), College Scouting Coordinator (2013-16), Director of College Scouting (2017), Assistant Director of Player Personnel (2018-20), ultimately leading to serving as the Executive Director of Player Personnel in 2021, helping the Chiefs win their second-straight AFC Championship.

During his 13 years in Kansas City, the Chiefs captured seven AFC West division championships, as Poles oversaw all aspects of the college scouting across the country for the Chiefs while assisting with the pro personnel process and preparing for free agency. He also assisted General Manager Brett Veach with the coordination of the NFL Draft and overseeing the team's out-of-town area scouts. Poles was instrumental in helping the Chiefs land top draft prospects such as quarterback Patrick Mahomes and tight end Travis Kelce, who have gone on to receive multiple All-Pro recognitions. In 2021, the Chiefs tied for second in the NFL with six Pro Bowl selections in Mahomes, Kelce, wide receiver Tyreek Hill, offensive tackle Orlando Brown, defensive tackle Chris Jones and safety Tyrann Mathieu and tied for first in the NFL with seven selections in 2020. In total, from 2009-21, the Chiefs had 69 Pro Bowl selections with 28 different players.

Prior to joining the Chiefs, Poles served as a Recruiting Assistant at his alma mater, Boston College (2008-09). Upon culmination of his collegiate career, Poles signed with the Chicago Bears as an undrafted free agent in 2008.

The Canandaigua, N.Y., native played offensive tackle for five seasons for Boston College (2003-07), protecting former NFL quarterback Matt Ryan and playing alongside Bears Co-Director of Player Personnel Trey Kozil. Poles was honored with the Paul Cavanaugh Award in 2007 as the student-athlete with total commitment to football both on and off the field and for his dedication to volunteerism, ethics and community. He played his prep football at Canandaigua Academy in Canandaigua, N.Y.

Poles also was named to two '40 Under 40' lists in the past five years: Ingram's Magazine in 2019 and by The Athletic in 2021. He graduated from Boston College in 2007 with a degree in communications. He and his wife, Katie, have two children: Mason and Jordyn.

### ALL-TIME BEARS GENERAL MANAGERS

YEAR	NAME
1963-74	George S. Halas Jr.
1974-83	Jim Finks
1983-87	Jerry Vainisi
2001-12	Jerry Angelo
2012-14	Phil Emery
2015-21	Ryan Pace
2022-Present	Ryan Poles





Ian  
**CUNNINGHAM**  
**ASSISTANT GENERAL MANAGER**

Ian Cunningham enters his third season in Chicago in 2024 after being named Assistant General Manager on Jan. 29, 2022.

Over his first two seasons with the Bears, serving as the top lieutenant to General Manager Ryan Poles, the Bears' personnel staff embarked on a comprehensive and strategic restructuring of the roster, as well as a development of processes throughout the football operations department. With foundational processes in place, the Bears completed a four-win improvement turnaround from 2022 to 2023. Chicago owned the league's top-ranked rush defense (86.4 yards per game), allowing the fewest rushing first downs in the league (88) and finished the season with the No. 2 rushing offense in the NFL (141.1 yards per game).

Prior to the 2023 season, the Bears completed a deal that granted Chicago with fortuitous draft capital for years to come, as well as wide receiver DJ Moore, who went on to lead the Bears with a career-best 1,364 receiving yards. That trade, ultimately, led to the No. 1-overall selection of quarterback Caleb Williams in the 2024 NFL Draft.

Entering 2024, Cunningham and the Bears' personnel staff extended All-Pro defensive back Jaylon Johnson, traded for six-time Pro Bowl wide receiver Keenan Allen and acquired a flurry of veteran players throughout free agency.

Cunningham arrived in Chicago with 14 years of NFL front office experience, having most recently served as Director of Player Personnel for the Philadelphia Eagles, a position he was promoted to at the beginning of the 2021 season. Prior to his promotion, Cunningham worked as the Assistant Director of Player Personnel (2019-20) and oversaw the college scouting department from 2017-18 as the Director of College Scouting.

A two-time Super Bowl Champion (XLVII and LII) as a member of the Baltimore Ravens' and Eagles' front office, Cunningham's NFL front office career began in 2008 when he was hired in Baltimore as a Player Personnel Assistant. After five seasons as an assistant, he worked as a Southeast Area Scout for the Ravens for two seasons (2013-14) before taking on additional responsibility as the Southeast/Southwest Area Scout from 2015-16.

As the Director of College Scouting during the 2017-18 seasons in Philadelphia, Cunningham was instrumental in both identifying and selecting several key members of the Eagles' current roster, including TE Dallas Goedert, CB Avonte Maddox, OL Jordan Mailata, DE Josh Sweat and undrafted free agent linebacker, T.J. Edwards. Collectively, the group has accounted for 236 games played and 138 starts over the past four seasons.

The 2019 season marked Cunningham's first as Philadelphia's Assistant Director of Player Personnel, a promotion he held for two seasons before the club named him Director of Player Personnel at the start of the 2021 season. The Eagles' 2021 Draft class featured two Top-40 picks in Devonta Smith (1st, 10th overall) and Landon Dickerson (2nd, 37th overall). Both emerged as key contributors to the Philadelphia offense making a combined 29 regular-season starts. Smith appeared in all 17 games and made 16 starts, immediately becoming the team's top target with team-leading figures in receptions (64), receiving yards (916) and receiving touchdowns (10). Smith's 916 receiving yards also broke an Eagles rookie record, passing Deshaun Watson's 912 receiving yards in 2008. Dickerson also proved worthy of being a top selection, making 14 starts on an offensive line that helped the Eagles average a league-best 159.7 rushing yards per game. Dickerson appeared in 859 offensive snaps and allowed just two sacks on the season.

Prior to joining the front office ranks, Cunningham was an offensive lineman who signed with the Kansas City Chiefs in 2008 as an undrafted free agent. He graduated from the University of Virginia in 2007 with a bachelor's degree in psychology, before going on to earn his master's in education in 2008. A four-year letter recipient for the Cavaliers, Cunningham tallied 31 starts and earned honorable mention freshman All-America accolades from Rivals.com as well as ACC All-Freshman Team recognition from The Sporting News.

Cunningham is originally from Carrollton, Texas, where he attended Hebron High School. The high school standout earned numerous all-state and all-area honors and participated in the 2003 U.S. Army All-American game. He and his wife, Justine, have three children.





Jeff  
**KING**  
**SENIOR DIRECTOR OF PLAYER PERSONNEL**

Jeff King enters his 10th season in Chicago and his first as Senior Director of Player Personnel in 2024.

Prior to being elevated to his current role, King spent the last two years serving as Co-Director of Player Personnel, helping the personnel department implement strategic practices related to roster construction and the enhancement and development of football operations. As a result, the Bears experienced a four-win improvement in 2023 compared to the season prior, while ranking among the league's leaders on both sides of the ball. Last season, Chicago owned the league's top-ranked rush defense (86.4 yards per game), allowing the fewest rushing first downs in the league (88) and finished the season with the No. 2 rushing offense in the NFL (141.1 yards per game).

King also supported a personnel department that made the decision to acquire eventual Pro Bowl defensive lineman Montez Sweat in-season before the 2023 trade deadline, as well as orchestrated a trade with the Carolina Panthers in advance of the 2023 NFL Draft that netted prominent draft pick compensation for years to come, as well as wide receiver DJ Moore who went on to lead the Bears with a career-high 1,364 receiving yards in 2023.

King's promotion to Co-Director of Player Personnel comes after spending the 2020-2021 seasons as Director of Pro Scouting with the Bears. After spending the 2015 season as a Scouting Intern for the Bears, King was hired full-time in 2016 as a Pro Scout before being elevated to Assistant Director of Pro Scouting in 2019. Over his decade with the Bears, King has been involved with the acquiring or retaining of players who went on to earn 13 total All-Pro selections and accumulate 20 cumulative Pro Bowl nods with Chicago.

A two-time All-ACC selection at Virginia Tech, King was selected by the Panthers in the fifth round of the 2006 NFL Draft. Displaying athletic versatility, King also spent one season on the basketball team at Virginia Tech, appearing in 16 games on the hardwood for the Hokies in the 2004-05 season. King contributed a season-high 21 minutes, adding seven points and four rebounds, in VT's upset over No. 7-ranked Duke.

The Pulaski, Va., native played seven seasons in the NFL, spending his first five in Carolina, followed by two with the Cardinals, appearing in 108 games (84 starts) and totaling 156 receptions for 1,323 yards (8.5 avg.) and 12 touchdowns.





Trey  
**KOZIOL**  
(with Bears)  
**DIRECTOR OF PLAYER  
PERSONNEL**

Trey Koziol enters his first season as Director of Player Personnel with the Bears in 2024 after joining the club as Co-Director of Player Personnel in 2022.

Over his last first two seasons with the Bears, Koziol and the personnel department have implemented strategic practices related to roster construction and the enhancement and development of football operations. As a result, the Bears experienced a four-win improvement in 2023 compared to the season prior, while ranking among the league's leaders on both sides of the ball. Last season, Chicago owned the league's top-ranked rush defense (86.4 yards per game), allowing the fewest rushing first downs in the league (88) and finished the season with the No. 2 rushing offense in the NFL (141.1 yards per game).

Koziol also supported a personnel department that made the decision to acquire eventual Pro Bowl defensive lineman Montez Sweat in-season before the 2023 trade deadline, as well as orchestrated a trade with the Carolina Panthers in advance of the 2023 NFL Draft that netted prominent draft pick compensation for years to come, as well as wide receiver DJ Moore who went on to lead the Bears with a career-high 1,364 receiving yards in 2023.

Upon returning to the Chicagoland area, Koziol brought over a decade of NFL front office experience to the Bears, most recently serving as the Director of College Scouting for the Kansas City Chiefs in 2021. Prior to his promotion, Koziol worked as a National Scout (2018-20) and Area Scout (2013-17) for the Chiefs. Over his nine seasons with Kansas City, Koziol and the personnel staff helped the Chiefs accumulate six AFC West Division titles, two AFC Championships and one World Championship after defeated the San Francisco 49ers in Super Bowl LIV in the 2019 season.

Before joining the Chiefs in 2013, Koziol spent four years as a Pro Scout for the Tennessee Titans (2009-12). He first began his NFL career in 2008, working as an intern for the Titans. With Tennessee, Koziol helped scout future Titans opponents and assessed talent in all professional leagues, including the NFL, the CFL and the AFL. He also helped coordinate free agent visits and tryouts and monitored NFL transactions.

A Hinsdale, Ill., native, Koziol attended Hinsdale Central High School before attending Boston College where he played tight end from 2003-07, playing alongside of General Manager Ryan Poles. Following his playing career, Koziol returned to Boston College, where he earned a bachelor's degree in history, serving the football program as a graduate assistant in 2008 before joining the Titans.







Matt  
**FEINSTEIN**  
**VP OF FOOTBALL  
ADMINISTRATION**

Matt Feinstein enters his first season as Vice President of Football Administration after five seasons as Director of Football Administration for the Chicago Bears.

Prior to joining the Bears in 2022, Feinstein spent seven years as an integral piece of the NFL's Management Council. Feinstein was promoted to Director of Labor Operations following tenures as a Manager (2016-18), then Senior Manager (2018-22), for the league's primary council of governance.

In his six years in a managerial role for the NFL Management Council, Feinstein constructed quantitative models of collectively bargained roster and salary rules, refined and improved models for time-sensitive analyses and distilled results into summaries for senior management within the NFL, as well as Club management and ownership.

Feinstein joined the NFL Management Council in 2015, serving as an Analytics Assistant. In his initial role, Feinstein executed League-wide player transactions, reconciled salary caps and ensured compliance with League rules. He also worked to identify trends in player transactions, roster management, player contracts and club spending, among other tasks.

A graduate of the University of Michigan (2010), Feinstein earned his bachelor's degree in mechanical engineering. Prior to the NFL, Feinstein spent six years at Lux Research in New York, where he worked as an analyst (2010-13) before his promotion to Senior Analyst for his remaining three years with the organization (2013-15).

While serving as a Senior Analyst for Lux Research, Feinstein began his career in sports, contributing as a writer to Bloomberg Sports (2013-14).

A native of Commack, N.Y., Feinstein and his wife, Mimi, have one daughter, Sophie.



Breck  
**ACKLEY**  
**DIRECTOR OF COLLEGE  
SCOUTING**

Breck Ackley enters his second season as Director of College Scouting for the Chicago Bears and his 14th season overall with the club.

Prior to his promotion, Ackley served as the Assistant Director of College Scouting, a position he took over before the 2022 season. Ackley initially joined the Bears in 2012 as an Area Scout, covering the middle of the country for two seasons before spending eight seasons in the Southwest region. In 2022, Ackley was one of 10 NFL Scouts honored with the inaugural BART Award, recognizing the NFL's top scouts.

Before transitioning his career to the personnel side, Ackley spent two seasons as a graduate assistant coach, first at his alma mater, Southern University (2010), followed by one season at Southeastern Louisiana University (2011).

Ackley was a standout punter and kicker at Southern University (Baton Rouge, La.) from 2003-06, where he graduated as the program's all-time leading scorer. As a senior, Ackley was named First-Team I-AA All-American by the American Football Coaches Association as a punter and chosen First-Team All-Southwest Athletic Conference as a kicker.

A native of Lake Charles, La. Ackley and his wife Amanda have three children – a daughter, Blair, and two sons, Rhett and Cameron.



D.J.  
**HORD**  
**DIRECTOR OF PRO SCOUTING**

D.J. Hord enters his second season with the Chicago Bears in 2025 serving as the Director of Pro Scouting.

Hord joined the Bears in 2024 after spending seven seasons on the personnel staff of the Seattle Seahawks. In his final season with Seattle, Hord served as the Assistant Director of Pro Personnel. Hord initially joined the Seahawks as a Pro Scouting intern in 2017, a position he held for two seasons, before spending four seasons (2019-22) as a Pro Personnel Scout.

Prior to the NFL, Hord spend 2013-17 as the Director of Football Operations at the University of Northern Iowa where he served the football program in a number of capacities, after spending 2012-13 as a graduate assistant, working with wide receivers and returners.

A native of Kansas City, Mo. Hord began his college playing career as a wide receiver for Notre Dame (2006-07) where he received and undergraduate degree. Following his graduation from Notre Dame, Hord finished his playing career at Northern Iowa (2008-09) while he earned his master's degree.



Francis  
**SAINT PAUL**  
**ASSISTANT DIRECTOR OF  
 COLLEGE SCOUTING**

School: Northern Arizona University

Hometown: Los Angeles, Calif.

Francis Saint Paul enters his second season as Assistant Director of College Scouting for the Chicago Bears, and his 14th season overall with the club.

Saint Paul joined the Bears as an Area Scout in 2012, before being elevated to National Scout in 2016, Senior National Scout in 2022, then to his current role in 2024. Before joining the Bears, Saint Paul spent five seasons at his alma mater, Northern Arizona University, on the coaching staff. Saint Paul commenced his career as a graduate assistant in 2007, before earning a full-time role the following spring, working primarily with wide receivers.

After being drafted by the St. Louis Rams in the sixth-round of the 2001 NFL Draft, Saint Paul spent three seasons in the NFL with the Rams, Steelers, Jaguars and Panthers. Saint Paul's NFL career came after a standout career with Northern Arizona as a two-sport athlete. At the time of his graduation, Saint Paul ranked top-10 in receiving touchdowns, receptions and receiving yards in Lumberjack history. Along with his success on the football field, Saint Paul was a standout on the track winning the 2000 Big Sky Conference title in the 100-meter dash.

A native of Los Angeles, Calif., Saint Paul and his wife, Whitney, have two sons – Jalen and Jaxon.



Jeff  
**SHIVER**  
**EXECUTIVE SCOUT**



Brendan  
**REHOR**  
**NATIONAL SCOUT**



John  
**SYTY**  
**NATIONAL SCOUT**





Charles  
**LOVE**  
**PRO SCOUT**



Jake  
**PONIKVAR**  
**PRO SCOUT**



Tom  
**BRADWAY**  
**NORTHEAST AREA SCOUT**



Ryan  
**CAVANAUGH**  
**SOUTHEAST AREA SCOUT**



David  
**DUDECK**  
**SOUTHWEST AREA SCOUT**



Keith  
**EARLE JR.**  
**MIDLANDS AREA SCOUT**



Reese  
**HICKS**  
**WEST COAST AREA SCOUT**



Nick  
**PAPAGNO**  
**NFS SCOUT**



Ryan  
**WEESE**  
**MIDWEST AREA SCOUT**



Ashton  
**WASHINGTON**  
**PLAYER PERSONNEL  
COORDINATOR**



Mike  
**SANTARELLI**  
**EXECUTIVE DIRECTOR OF  
FOOTBALL TECHNOLOGY**



Richard  
**HILDEBRAND**  
**SR. DIRECTOR OF FOOTBALL  
TECHNOLOGY**



Ryan  
**HUBLEY**  
**FOOTBALL RESEARCH MANAGER**



Luke  
**ROGERS**  
**FOOTBALL DATA ENGINEER**



Andrea  
**WRIGHT**  
**FOOTBALL ADMINISTRATION  
AND ANALYTICS COORDINATOR**



Brent  
**SALAZAR**  
**CLYDE EMRICH DIRECTOR OF  
HIGH PERFORMANCE**



Blair  
**HITCHCOCK**  
**DIRECTOR OF SPORTS  
NUTRITION**



Carly  
**COLLINS**  
**SPORTS NUTRITION  
COORDINATOR**



AJ  
**LAMB**  
**DIRECTOR OF SPORTS  
SCIENCE**



Adam  
**SUNDH**  
**ASSISTANT SPORT SCIENTIST**



**BRECK ACKLEY**  
Director of College Scouting




**SCOTT ADAMS**  
Mascot Coordinator



**HALLEE ALTENBURG**  
123 Wacker Office Coordinator



**ROGER AMELSE**  
Building Engineer



**JUSTO ARELLANO**  
Suite Sales Manager



**TRISTEN ASKEN**  
Director of Rehabilitation Services



**JASMINE BAKER**  
Content Presenter



**DAN BARILE**  
Director of Content and Production



**BENJAMIN BAUMER**  
Assistant Groundskeeper



**BRIT BENDING**  
Executive Assistant



**MARLON BENNETT**  
Social Media Design Coordinator



**BAILEY BLACK**  
Team Photographer



**CLAIRE BLAKEMORE**  
Team Archivist



**JOEY BLOOM**  
Data and CRM Engineer



**JOHN BOSTROM**  
Senior Advisor of Operations and Safety



**TOM BRADWAY**  
Northeast Area Scout



**ALLISON BRAUER**  
Manager of Premium Membership Service & Retention



**MOLLY BROWN**  
Digital Product Coordinator



**TERRANCE BROWN**  
IT Support and Operations Analyst



**TAYLOR BRZEZINSKI**  
Partnership Activation Specialist



**GEOFF BUNZOL**  
Director of Building Operations



**MICHELLE BURKE-MCCASKEY**  
VP of Fan Experience



**CARTER BYRD**  
Corporate Sponsorship Diversity Fellow



**MIKE CARENS**  
Video Coordinator



**DOUG CARNAHAN**  
VP of Corporate Partnerships



**JAMIE CASSELBERRY**  
Accounts Payable Specialist



**KRISTELL CASTRO**  
Manager of Accounting



**ALISSA CAULFIELD**  
Membership Services Specialist



**RYAN CAVANAUGH**  
Southeast Area Scout



**LORNE CHAN**  
VP of Content & Innovation



**RACHEL CHESSKY**  
Manager of Partnership Activation and Solutions



**MEGHAN CLANCY**  
Manager of Event Hospitality



**AARON CLARK**  
Director of Football Communications



**CHRISTINE COLLINS**  
Ticket Sales and Service Assistant



**JOHN CONROY**  
VP of Brand Creative



**NICK COOKS**  
Assistant Equipment Manager





**DAVID CUMMINGS**  
Membership Services Specialist



**IAN CUNNINGHAM**  
Assistant General Manager



**STALEY DA BEAR**  
Mascot



**LARON DAVIS**  
Corporate Partnerships Manager



**MAI DAVIS**  
Executive Assistant



**TIM DAYE**  
Manager of Social Media Content Creation



**WHITNEY DEBUCK**  
Director of Accounting Operations



**PAWINEE DELA CRUZ**  
Graphic Designer



**ELYCIA DELGADO**  
Staff Accountant



**ELAINE DELOS REYES**  
Project Management Lead



**PARKER DILLEY**  
Video Coordinator



**NATHAN DILEO**  
Director of Suite Sales and Service



**JACK DOWLING**  
Assistant Director of Video Operations



**DAVID DUDECK**  
Southwest Area Scout



**DARBY DUNNAGAN**  
Director of Video Operations



**KEITH EARLE JR.**  
Midlands Area Scout



**DAVE ECK**  
Corporate Partnerships Manager



**ISAAC FARLEY**  
Assistant Groundskeeper



**GARY FAULCON**  
Assistant Equipment Manager



**GWEN FEDERMAN**  
Paralegal




**MATT FEINSTEIN**  
VP of Football Administration



**BRIAN FORTH**  
Director of Ticket Operations



**KRISTA FORTMAN**  
Membership Services Specialist



**KATIE FOX**  
Coordinating Producer



**KEVIN FOY**  
Cinematographer and Engineer



**RACHEL FRANK**  
Suite Sales Manager



**JACOB FUNK**  
Lead Photographer



**MAGGIE GERALDI**  
Director of Partnership Activation




**MALLORY GLAZIER**  
Manager of Partnership Activation and Development



**TYLER GLENDE**  
Assistant Director of Equipment



**GRACIE GLICKMAN**  
Corporate Partnerships Coordinator



**SAUL GONZALEZ**  
IT Support and Operations Analyst



**STEVEN GOODWIN**  
Stadium Operations Manager



**BRYAN GREENAWAY**  
Senior Applications Engineer



**MEGAN GRESETH**  
Manager of Social Media Partner Integration



**BOBBY HACK**  
Manager of Game Presentation



**GABBY HAUDUK**  
Writer



**MARGE HAMM**  
Director of Bears Care



**ELAENA HARRIS**  
Associate Counsel



**BRI HARVEY**  
Content Producer



**REESE HICKS**  
West Coast Area Scout



**JOHN HILBRICH**  
Manager of Ticket Operations



**RICHARD HILDEBRAND**  
Sr. Director of Football Technology



**KAREEMA HILL**  
Membership Services Specialist



**DOM HILLESHEIM**  
Partnership Activation Specialist



**BLAIR HITCHCOCK**  
Director of Sports Nutrition



**PAUL HITSSELBERGER**  
Assistant Groundskeeper



**BETH HODGINS**  
Business Operations Specialist



**ADAM HOLTZ**  
Assistant Groundskeeper



**D.J. HORD**  
Director of Pro Scouting



**RYAN HUBLEY**  
Football Research Manager



**AUSTIN HUETTE**  
Manager of Digital Content



**KELLEY JACOBSEN**  
Graphic Designer



**NATALIA JERZYK**  
Digital Marketing Specialist



**BRENT JONSSON**  
IT Security Architect



**MICHAEL JOHNSON**  
Director of Corporate Communications



**JAKE JONES**  
VP of Finance and Accounting



**JEFF JONIAK**  
Play-by-Play



**COLLEEN COLLINS-JOSEALIS**  
Executive Assistant to the GM



**RODNEY KARLSTRAND**  
Security



**KYLE KELLY**  
VP of Team Operations



**JEFF KING**  
Senior Director of Player Personnel



**ALLISON KNECHT**  
Manager of Suite Service




**DILLON KNIGHT**  
Premium Membership Service Specialist



**JOANN KOWALSKI**  
Project Management



**TREY KOZIEL**  
Director of Player Personnel



**AJ LAMB**  
Director of Sports Science



**NOBLE LANDRY**  
Assistant Strength and Conditioning



**BOB LASKOWSKI**  
Fan Experience Manager



**ADAM LAVAN**  
Assistant Athletic Trainer



**KEISHA LEE**  
Event Strategy Manager



**SHARON LEHNER**  
Administration



**MIGUEL LEMUS**  
Corporate Communications  
Assistant



**AMY LOCH**  
Stadium Operations Manager



**DANICA LOPEZ**  
Partnership Activation Specialist



**CHARLES LOVE**  
Pro Scout



**LOUISE MAKI**  
Payroll Administrator



**VERONICA MALESINSKI**  
Content Producer



**MEGAN MALONE**  
Director of Corporate  
Partnerships



**MIKE MANGONI**  
Building Engineer



**MARIELLEN MARDIS**  
Assistant Athletic Trainer



**DANNY MARKINO**  
Manager of Football  
Communications



**ERIKA MARMOLEJO**  
Director of Player Engagement



**KAITLYN MASON**  
Security Operations &  
Administration



**LARRY MAYER**  
Senior Web Writer/Editor



**BRICE MCALLISTER**  
Player Engagement Coordinator



**CONDOR MCCASKEY**  
Director of Revenue Strategy



**JAMES MCCASKEY**  
Manager of Financial Reporting



**MELISSA MCDERMOTT**  
VP of Business Strategy



**TONY MCINERNEY**  
Security



**TONY MEDLIN**  
Director of Equipment



**BECCA MEEK**  
HR Business Partner, Operations  
& Compliance



**KELSEY MEISENZAH**  
Marketing Coordinator



**KEVIN MEYERS**  
Manager of Digital Content



**PABLO MORALES**  
International Social Media  
Content Creator



**KEN MROCK**  
Head Groundskeeper



**ALEX MURILLO**  
Event Operations Coordinator



**JUSTIN NATH**  
Business Analyst, Marketing



**JOSH NAYLOR**  
Director of IT



**PIERRE NGO**  
Head Strength and Conditioning



**JAY NICKELL**  
Team Logistics Coordinator



**SYE NOBLES**  
Assistant Athletic Trainer



**JESSICA NOONAN**  
Executive Assistant to the  
Chairman



**LOGAN OPPEGARD**  
Suite Sales Manager



**ROBERT ORAWIEC**  
Shipping and Receiving  
Coordinator



**NICK PAPAGNO**  
NFS Scout



**ROMMEL PARAISO**  
Manager of Motion Graphics  
Design and Production



**NABIL PATEL**  
Staff Accountant





**BRENDAN PIERCE**  
Director of Membership Service  
& Retention



**RYAN POLES**  
General Manager



**JAKE PONIKVAR**  
Pro Scout



**KATE RACKOW**  
Player & Alumni Relations  
Manager



**CAMERON REED**  
Equipment Administrative  
Coordinator



**BRENDAN REHOR**  
National Scout



**REBECCA REID**  
Sr. Suite Sales Manager



**TIM RIDNER**  
Assistant Head Athletic Trainer



**ANDY RISE**  
Mental Performance and  
Leadership Coordinator



**ANA RODRIGUEZ**  
Talent Acquisition Coordinator



**KRISTIN ROGERS**  
VP of Human Resources



**LUKE ROGERS**  
Football Data Engineer




**EMILY ROONEY**  
VP of Event Strategy &  
Hospitality



**JAKE SADOWSKI**  
Motion Graphics Animator



**FRANCIS SAINT PAUL**  
Assistant Director of College  
Scouting



**BRENT SALAZAR**  
Clyde Emrich Director of High  
Performance



**MALLORIE SANDERS**  
DEI & Social Impact Programs  
Manager



**MIKE SANTARELLI**  
Executive Director of Football  
Technology



**ALI SAYERS**  
Football Communications  
Assistant




**ANA SCARLATI**  
Manager of Suite Service



**JEFF SHIVER**  
Executive Scout



**ALLEN SILVA**  
IT Network & Operations Analyst



**GUSTAVO SILVA**  
Director of Football Development



**MATT SIMONE**  
Director of Player & Alumni  
Relations



**CHRIS SIMMS**  
Corporate Partnerships Account  
Executive



**LENNY SMID**  
Manager of Building Operations



**JEREMY SMITH**  
Assistant Athletic  
Trainer/Physical Therapist



**LEONARD SMITH**  
Youth & High School Football  
Coordinator



**PETE SPIZZIRRI**  
Director of Security



**JUSTIN STAHL**  
VP of Information Technology




**MAT STEWART**  
Lead Graphic Designer



**KATLIN STRANGE**  
Director of Game Presentation



**JENILEE STROUD**  
Payroll Administrator- Staff



**CARLA SUBER**  
Director of Wellness



**KARTHIK SUKUMAR**  
Director of Advanced Analytics



**ADAM SUNDH**  
Sport Scientist Assistant



**AUTUMN SWINDELL**  
Executive Assistant



**JOHN SYTY**  
National Scout



**KENDALL TAYLOR**  
IT Support and Operations  
Analyst



**TOM THAYER**  
Analyst



**BRITTNEY THOMAS**  
Corporate Partnerships Manager



**JORDAN TREDUP**  
Manager of Content and  
Production



**ANDRE TUCKER**  
Sr. Director of Sports Medicine  
and Player Health & Head  
Athletic Trainer



**CHIDERA UDEH**  
Social Media Coordinator



**MICHAEL VASQUEZ**  
Lead Motion Graphics Animator



**ANGELA VEVERKA**  
Partnership Activation Assistant



**LIZ WALLACE**  
Receptionist



**JOSH WALLS**  
Partnership Activation Specialist



**ASHTON WASHINGTON**  
Player Personnel Coordinator



**OLANDO WATT**  
Manager of Membership Service  
& Retention



**KALLEN WEBSTER**  
Communications Assistant /  
Special Projects



**RYAN WEESE**  
Midwest Area Scout



**MARQUIS WHITE**  
Partnership Activation  
Coordinator



**JENNIFER WILGOSIEWICZ**  
Executive Assistant



**THOMAS WOODY**  
Assistant Equipment Manager



**ANDREA WRIGHT**  
Football Administration and  
Analytics Coordinator



**CHRIS YANKTON**  
Manager of Production / Special  
Projects



**BRANDON YEZEK**  
Director of Stadium Operations



**GHADA YOUSEF**  
Manager of Brand Creative



**DAN YULISKA**  
Manager of Team Heritage



**NICOLE ZIMMER**  
Director of Social Media



**ANDREA ZOPP**  
Senior Advisor, Legal and  
Business Affairs

THE VIRGINIA AWARD

STAFF AWARDS



11 Virginia Award recipients posing at the 2025 award ceremony. Left to right: Gustavo Silva (2024), Lee Twarling (2016), Tony McInerney (2023), John Tarpey (2023), John Bostrom (2019), Krista Fortman (2025), Andre' Tucker (2021), Dan Barile (2018), Rodney Karlstrand (2023), Brent Johnson (2020), Tony Medlin (2017)

The Virginia Award is named after the late Virginia H. McCaskey, daughter of Bears founder George Halas. The recipient of the Virginia Award has demonstrated the characteristics and values of Mrs. McCaskey: grace, humility, loyalty and dedication. Over the past year, this employee has significantly contributed to the success of the Chicago Bears by providing exemplary service to the team, business partners and fans. This award is presented to the employee who not only exceeded the highest standards of achievement, but whose work set them apart from their peers and best embodied The Bears Way.

VIRGINIA AWARD RECIPIENTS

2015.....	<b>Katie Nagle</b> , Executive Assistant
2016.....	<b>Lee Twarling</b> , SVP of Fan/Guest Experience and Stadium Operations
2017.....	<b>Tony Medlin</b> , Director of Equipment
2018.....	<b>Dan Barile</b> , Director of Content and Production
2019.....	<b>John Bostrom</b> , Senior Advisor of Operations & Safety
2020.....	<b>Brent Johnson</b> , IT Security Architect
2021.....	<b>Andre' Tucker</b> , Sr. Director of Sports Medicine and Player Health & Head Athletic Trainer
2022.....	<b>Melissa McDermott</b> , VP of Business Strategy
2023.....	<b>John Tarpey, Rodney Karlstrand &amp; Tony McInerney</b> , Bears Security
2024.....	<b>Gustavo Silva</b> , Director of Football Development
2025.....	<b>Krista Fortman</b> , Membership Services Specialist

THE KATIE AWARD

A staff member of the Chicago Bears family for over 20 years, Katie Nagle was one-of-a-kind. Her ability to make everyone – from co-workers to fans – feel special was unmatched. To continue her legacy and love, starting in 2025, The Katie Nagle Award is presented to the employee who exemplified all that Katie Nagle was.

The recipient of this Award has demonstrated the characteristics of Katie Nagle – kindness, gratitude, generosity and selflessness. Over the past year, this employee has made our workplace better by providing a positive and warm atmosphere, lifted others around them, and showed gratitude and kindness on a consistent basis.



Pete Spizzirri, Bears Director of Security and recipient of the inaugural Katie award, with members of Katie's family



PLAYERS







Maurice

# ALEXANDER

13

Ht: 5-10  
DOB: 1/10/97  
Bears Season: 1  
Acquired: FA-'25 (Det.)

Wt: 173  
College: Florida International

**WIDE RECEIVER**

**PRO CAREER:** Joined the Bears as a reserve/future signing in January 2025...Has spent with the Giants and Panthers organizations...Has spent parts of each of the last three seasons with the Lions...Has appeared in seven career games and has one catch for seven yards...Originally entered the NFL signing with the Lions in 2022, after a stint with the Philadelphia Stars of the USFL.

**2024 SEASON (LIONS):** Spent most of the season on the practice squad...Was signed to the active roster going into Week 13 and played in three contests...Was released then signed back to the practice squad after Week 15.

**2023 SEASON (LIONS):** Spent the season on the practice squad.

**2022 SEASON (LIONS):** Played in four game and had one catch for seven yards...Spent the majority of the season on the practice squad.

**TRANSACTIONS:**

- 08/03/2022: Signed/UDFA with the Lions
- 08/30/2022: Released by the Lions
- 08/31/2022: Signed to Lions Practice Squad
- 10/10/2022: Released by the Lions
- 10/12/2022: Signed to Lions Practice Squad
- 10/24/2022: Released by the Lions
- 10/26/2022: Signed to Lions Practice Squad
- 01/09/2025: Signed reserve/future contract with the Lions
- 08/29/2023: Released by the Lions
- 08/30/2023: Signed to Lions Practice Squad
- 01/30/2024: Signed reserve/future contract with the Lions
- 08/27/2024: Released by the Lions
- 11/13/2024: Signed to Lions Practice Squad
- 11/30/2024: Released by the Lions
- 12/03/2024: Signed to Lions Practice Squad
- 12/03/2024: Signed to Lions Active Roster
- 12/21/2024: Released by the Lions
- 12/27/2024: Signed to Lions Practice Squad
- 01/31/2025: Signed reserve/future contract with the Bears

**COLLEGE:** Played four years at Florida International University (2016-19), where he played quarterback and wide receiver...In 2019 appeared in nine games before suffering a season-ending injury in November...Totaled 25 catches for 300 yards (12.0 avg.) and one touchdown in his second year at wide receiver...In 2018 appeared in all 13 games (nine starts), where he logged his first season at wide receiver after making the switch from quarterback...Totaled 40 receptions for 474 yards (11.9 avg.) and five touchdowns...Led the team in punt return yards (219), which was also the most by any C-USA player...First-Team All-Conference USA at punt returner...In 2017 appeared in eight games as a quarterback...Completed 18-of-39 passes (48.8%) for 174 yards...Also recorded 22 carries for 11 yards (0.5 avg.)...In 2016 appeared in eight games (four starts) at quarterback...Completed 51-of-87 passes (58.6%) for 613 yards and two touchdowns...Also recorded 55 carries for 109 yards (2.0 avg.), including one touchdown...Redshirted the 2015 season.

**PERSONAL:** Attended Booker T. Washington High School (Miami, Fla.)...Led the team to a perfect 15-0 record and the state championship in 2014...Son of Maurice Alexander, Sr. and Kevia Morrison...Majored in recreation and sport management at FIU.

MAURICE ALEXANDER'S NFL REGULAR SEASON RUSHING/RECEIVING STATISTICS														
		RECEIVING								RUSHING				
DATE	TEAM	GP	GS	NO.	YDS.	AVG.	LG	TD	NO.	YDS.	AVG.	LG	TD	
2022	Lions	4	0	1	7	7.0	7	0	0	0	0.0	0	0	
2023	Lions	0	0	0	0	0.0	0	0	0	0	0.0	0	0	
2024	Lions	3	0	0	0	0.0	0	0	0	0	0.0	0	0	
NFL TOTALS		7	0	1	7	7.0	7	0	0	0	0.0	0	0	

MAURICE ALEXANDER'S NFL POSTSEASON RUSHING/RECEIVING STATISTICS														
		RECEIVING								RUSHING				
DATE	TEAM	GP	GS	NO.	YDS.	AVG.	LG	TD	NO.	YDS.	AVG.	LG	TD	
2023	Lions	0	0	0	0	0.0	0	0	0	0	0.0	0	0	
2024	Lions	0	0	0	0	0.0	0	0	0	0	0.0	0	0	
NFL TOTALS		0	0	0	0	0.0	0	0	0	0	0.0	0	0	

MAURICE ALEXANDER'S NFL REGULAR SEASON RETURN STATISTICS												
KICKOFF RETURNS							PUNT RETURNS					
DATE	TEAM	RET.	YDS.	AVG.	LG	TD	NO.	FC	YDS.	AVG.	LG	TD
2022	Lions	6	146	24.3	47	0	0	0	0	0.0	0	0
2023	Lions	0	0	0.0	0	0	0	0	0	0.0	0	0
2024	Lions	0	0	0.0	0	0	4	3	42	10.5	23	0
NFL TOTALS		6	146	24.3	47	0	4	3	42	10.5	23	0

MAURICE ALEXANDER'S NFL POSTSEASON RETURN STATISTICS												
KICKOFF RETURNS							PUNT RETURNS					
DATE	TEAM	RET.	YDS.	AVG.	LG	TD	NO.	FC	YDS.	AVG.	LG	TD
2023	Lions	0	0	0.0	0	0	0	0	0	0.0	0	0
2024	Lions	0	0	0.0	0	0	0	0	0	0.0	0	0
NFL TOTALS		0	0	0.0	0	0	0	0	0	0.0	0	0

SINGLE-GAME HIGHS: RUSHING/RECEIVING

Receptions

Recelving Yards

Longest Receptions

All-Purpose Yards

Kickoff Returns

Kickoff Return Yards

Longest Kickoff Return

1 vs. Miami Dolphins, Oct 30, 2022

7 vs. Miami Dolphins, Oct 30, 2022

7 vs. Miami Dolphins, Oct 30, 2022

67 at New England Patriots, Oct 09, 2022

3 vs. Seattle Seahawks, Oct 02, 2022

67 at New England Patriots, Oct 09, 2022

47 at New England Patriots, Oct 09, 2022

Fair Catches

Punt Return Yards

Longest Punt Return

Punt Returns

Punt Return Average

Kickoff Return Average

Scrimmage Yards

3 vs. Green Bay Packers, Dec 05, 2024

42 vs. Chicago Bears, Nov 28, 2024

23 vs. Chicago Bears, Nov 28, 2024

4 vs. Chicago Bears, Nov 28, 2024

10.5 vs. Chicago Bears, Nov 28, 2024

20.7 vs. Seattle Seahawks, Oct 02, 2022

7 vs. Miami Dolphins, Oct 30, 2022



Kiran

AMEGADJIE

(KUH-roh AH-muh-GAHJ-ee)

72

Ht: 6-5  
DOB: 2/1/02  
Bears Season: 2  
Acquired: D3-'24

Wt: 326  
College: Yale  
NFL Season: 2

OFFENSIVE LINEMAN

**PRO CAREER:** Enters his second season with the Bears in 2025...Drafted by the Bears in the third round of the 2024 NFL Draft (No. 75 overall).

**2024 SEASON (BEARS):** Played in six games including one start at left tackle...Made his NFL debut in the Bears Week 4 win over the Rams...Made his first NFL start in Week 15 at Minnesota.

**TRANSACTIONS:**  
**04/26/2024:** Drafted by the Bears in the third round of the 2024 NFL Draft (No. 75 overall)

**COLLEGE:** Comes to Chicago following a three-year stay at Yale...Appeared and started in 24 games for the Bulldogs...Played in four games as a junior in 2023...Earned Third-Team All-American honors from Stats Perform...Was a First-Team All-Ivy League selection for two straight seasons...Was named Ivy League's offensive lineman of the year by Phil Steele...Started in all 10 games at left tackle as a sophomore...Part of a line that helped the Bulldogs lead the Ivy League in total rushing yards (2,325) and total offense (4,125)...Named an All-Ivy Honorable Mention as a freshman...Started every game at right guard...Earned Charles Loftus Award, recognizing most valuable freshman on the team...Freshman season was cancelled in 2020...During time at Yale, the Bulldogs went 20-10 and won at least a share of the Ivy League Conference Title twice.

**PERSONAL:** Attended Hinsdale Central (Ill.) High School...Ranked among the top-300 offensive linemen in the Class of 2020 by 247Sports...Led Hinsdale to 25 wins over last three seasons...Didn't play football until sophomore year of high school...Also played basketball at Hinsdale Central.

KIRAN AMEGADJIE'S NFL REGULAR SEASON STATISTICS			
DATE	TEAM	GP	GS
2024	Bears	6	1
NFL TOTALS		6	1





Tyson  
**BAGENT**  
(BAY-jint)

17

Ht: 6-3  
DOB: 6/8/00  
Bears Season: 3  
Acquired: UDFA-'23

Wt: 212  
College: Shepherd  
NFL Season: 3

QUARTERBACK

**PRO CAREER:** Enters his third season with the Bears in 2025...Has appeared in nine games with four starts...Completed 96-of-145 passes for three touchdowns...Rushed 29 times for 102 yards with two touchdowns...Became first undrafted rookie since at least 1960 to start a game at quarterback for the Bears...Orignally signed by the Bears as an undrafted free agent out of Shepherd University in May 2023.

**2024 SEASON (BEARS):** Serving as the backup quarterback, played in four games...Went 2-2 on passing attempts for 11 yards.

**2023 SEASON (BEARS):** Made NFL debut in Week 6 against the Vikings, coming in for Justin Fields after he left with injury...Finished the game completing 10 of 14 passes for 83 yards and rushing two times for four yards and one touchdown...Became the first Bears undrafted rookie to enter a regular-season game since Caleb Hanie did so in Week 7 of the 2009 season at Cincinnati...Connected with wide receiver DJ Moore for a 24-yard reception, leading to Bagent pushing in for a 1-yard touchdown run, marking first career touchdown...Made first NFL start in Week 7 against the Raiders...Became the first undrafted rookie since at least 1960 to start a game at quarterback for the Bears...Became sixth-youngest Bears quarterback to win first start (23 years, 14 days)...Recorded first career passing touchdown in Week 7...Pushed in for a one-yard touchdown run to cap off a 10-play, 41-yard drive with 2:22 left in the fourth quarter in Week 8 against the Chargers...Marked second-career touchdown rush...Finished the game completing 25-of-37 passes for 232 yards...Reached 50 career completions in the fourth quarter...Completed 18-of-30 passes for 220 yards with two touchdowns along with 70 rushing yards on eight attempts in Week 9...First half numbers included 10-of-13 completions along with both touchdowns and a passer rating of 121.2, the eighth-highest passer rating in a first half by a Bears quarterback over the past five seasons...Finished Week 10 completing 20-of-33 passes for 162 yards...Reached 850 career passing yards in the fourth quarter...On the season, completed 94 of 143 passes for 859 yards with three touchdowns and has rushed 23 times for 109 yards with two touchdowns in five games (four starts).

**TRANSACTIONS:**  
**05/06/2023:** Signed/UDFA with the Bears

**COLLEGE:** During his senior season in 2022, appeared an started in all 15 games...Earned first team All-PSAC East and PSAC East Offensive Player of the Year honors as he completed 400-of-572 passes for 4,580 yards and 41 touchdowns...Ranked second nationally in points responsible for (276), passing yards (4,580), passing touchdowns (41), and completion percentage (.699)...Ranked third in completions per game (26.67) and sixth in total offense (310.1)...Six-time PSAC East Offensive Athlete of the Week honoree...Is the all-time leader for all NCAA divisions in career touchdown passes with 159...Named a first team D2CCA All-Region selection and the D2CCA Super Region One Offensive Player of the Year...Named first team AFCA Division II Coaches' All-American choice...Garnered second team All-American honors from D2CCA, Associated Press, D2Football.com Elite 100, and Don Hansen...Set numerous NCAA II career passing marks...Completed 17-of-22 passes for 138 yards as Shepherd's first participant in the Senior Bowl (2-4-23)...His 17 completions and .772 completion percentage were the best among the Senior Bowl quarterbacks.

**PERSONAL:** A 2018 graduate of Martinsburg High School (W. Va.) where he played football for Dave Walker...Lettered in football and basketball...Led the Bulldogs to a pair of state football championships...Passed for 7,800 yards and 112 touchdowns.

TYSON BAGENT'S NFL REGULAR SEASON PASSING STATISTICS															
DATE	TEAM	GP	GS	ATT.	CMP.	PCT.	YDS	AVG.	TD	INT.	LG	SK	LST	RATE	
2023	Bears	5	4	143	94	65.7	859	6.0	3	6	41	5	35	71.4	
2024	Bears	4	0	2	2	100.0	11	5.5	0	0	6	0	0	89.6	
TOTALS		9	4	145	96	66.2	870	6.0	3	6	41	5	35	71.9	

TYSON BAGENT'S NFL REGULAR SEASON RUSHING STATISTICS																	
DATE	TEAM	NO.	YDS.					AVG.					LG				TD
2023	Bears	23	109					4.7					20				2
2024	Bears	6	-7					-1.2					0				0
TOTALS		29	102					3.5					20				2

TYSON BAGENT'S NFL REGULAR SEASON PASSING/RUSHING STATISTICS																					
		PASSING													RUSHING						
DATE	TEAM	GP	GS	ATT.	CMP.	PCT.	YDS	AVG.	TD	INT.	LG	SK	LST	RATE	NO.	YDS.	AVG.	LG	TD		
2023	Bears	5	4	143	94	65.7	859	6.0	3	6	41	5	35	71.4	23	109	4.7	20	2		
2024	Bears	4	0	2	2	100.0	11	5.5	0	0	6	0	0	89.6	6	-7	-1.2	0	0		
TOTALS		9	4	145	96	66.2	870	6.0	3	6	41	5	35	71.9	29	102	3.5	20	2		

SINGLE-GAME HIGHS: QUARTERBACK

Pass Attempts	37 at Los Angeles Chargers, Oct 29, 2023
Pass Completions	25 at Los Angeles Chargers, Oct 29, 2023
Yards Passing	232 at Los Angeles Chargers, Oct 29, 2023
TD Passes	2 at New Orleans Saints, Nov 05, 2023
Long Passes	41 at Los Angeles Chargers, Oct 29, 2023
Completion Percentage	72.4 vs. Las Vegas Raiders, Oct 22, 2023

Passer Rating	97.2 vs. Las Vegas Raiders, Oct 22, 2023
Rush Attempts	8 at New Orleans Saints, Nov 05, 2023
Rushing Yards	70 at New Orleans Saints, Nov 05, 2023
Rushing Average	8.8 at New Orleans Saints, Nov 05, 2023
Longest Runs	20 at New Orleans Saints, Nov 05, 2023
Rushing TDs	1 at Los Angeles Chargers, Oct 29, 2023
	...1 more at 1.



Ryan  
**BATES**

**71**

Ht: 6-4  
DOB: 2/14/97  
Bears Season: 2  
Acquired: T-24 (Buf.)

Wt: 306  
College: Penn State  
NFL Season: 7

**OFFENSIVE LINEMAN**

**PRO CAREER:** Veteran offensive lineman enters his second season with the Chicago Bears after five seasons with the Buffalo Bills...Has played in 76 career games with 21 starts...Also played in nine playoff games with four starts...Originally signed as an undrafted free agent by the Philadelphia Eagles in 2019.

**2024 SEASON (BEARS):** Played in three games with two starts...Was placed on IR before the team's Week 2 game...returned in Week 10 starting at right guard...Was placed back on IR before the teams Week 16 game.

**2023 SEASON (BILLS):** Appeared in all 17 games...Also played in both playoff games for the Bills.

**2022 SEASON (BILLS):** Played and started in 15 games...Appeared and started both playoff games for the Bills...Allowed only one sack and committed two penalties all season.

**2021 SEASON (BILLS):** Appeared in all 17 games with four starts...Also played and started both playoff games for the Bills...Made first start in Week 4 against the Texans.

**2020 SEASON (BILLS):** Played in all 16 games...Also appeared in all three playoff games for the Bills...Had only one penalty all season.

**2019 SEASON (BILLS):** Appeared in eight games as a rookie...Made NFL debut against the Titans in Week 5.

**TRANSACTIONS:**

**05/06/2019:** Signed/UDFA to the Eagles  
**08/10/2019:** Traded to Buffalo Bills (for DL Eli Harold)  
**03/16/2022:** Signed as restricted free agent to Eagles  
**03/24/2022:** Signed offer sheet for the Chicago Bears  
**03/29/2022:** Eagles matched offer sheet (four-year contract through 2025)  
**03/13/2024:** Traded to Chicago Bears (for 2024 fifth-round draft pick)

**COLLEGE:** Played three seasons (2016-18) at Penn State, seeing action in 37 games with 34 starts...Started all 14 games as a redshirt freshman in 2016...Earned Freshman All-American honors...Blocked for Big Ten Offensive Player of the Year Saquon Barkley.

**PERSONAL:** Prepped at Archbishop Wood High School in Warminster, Pa., where he was a three-year letterman and a senior team captain...Won back-to-back PIAA Class AAA state titles in 2013 and 2014 with a combined record of 28-2...2014 Pennsylvania Football News Lineman of the Year...First-team All-Philadelphia Catholic League in 2013 and 2014...Played in Under Armour All-American Game.

RYAN BATES' NFL REGULAR SEASON STATISTICS

DATE	TEAM	GP	GS
2019	Bills	8	0
2020	Bills	16	0
2021	Bills	17	4
2022	Bills	15	15
2023	Bills	17	0
2024	Bears	3	2
NFL TOTALS		76	21

RYAN BATES' NFL POSTSEASON STATISTICS

DATE	TEAM	GP	GS
2019	Bills	0	0
2020	Bills	3	0
2021	Bills	2	2
2022	Bills	2	2
2023	Bills	2	0
NFL TOTALS		9	4



# Andrew BILLINGS

# 97

**Ht:** 6-1  
**DOB:** 3/6/95  
**Bears Season:** 3  
**Acquired:** UFA-'23 (L.V.)

**Wt:** 340  
**College:** Baylor  
**NFL Season:** 9

**DEFENSIVE LINEMAN**

**PRO CAREER:** Veteran defensive tackle enters his third season with the Chicago Bears after stops with the Cincinnati Bengals (2017-20), Cleveland Browns (2021), Miami Dolphins (2022), Kansas City Chiefs (2022) and Las Vegas Raiders (2023). Has played in 90 career games with 74 starts, having served as a starter with the Bengals from 2017-19...Missed rookie season due to injury after entering league as Bengals' fourth-round pick in 2016...Opted out of the 2020 season and played in six games with Cleveland in 2021 before spending time on the practice squad with Miami and Kansas City before signing with the Raiders prior to the start of the 2022 season...Career totals include 160 tackles (88 solo), 5.5 sacks, 22 tackles for loss and 20 quarterback hits.

## HONORS:

**2024:** Walter Payton Man of the Year Nominee.

**2024 SEASON (BEARS):** Appeared and started in all eight games...Through Week 9 he has recorded 13 tackles (nine solo), a sack, three quarterback hits, two tackles for loss and a forced fumble...In the Bears Week 1 victory he had two tackles (1 solo) and two quarterback hits...In the Bears Week 5 victory he recorded his first sack of the season taking down Panthers QB Andy Dalton for a 10-yard loss.

**2023 SEASON (BEARS):** Started in all 17 games...Notched his 20th career tackle for loss on the first play of the third quarter in Week 8 against the Chargers...Finished the game with three tackles (one solo) and one tackle for loss...Recorded 75th-career solo tackle in Week 9...Finished the season with 27 tackles (12 solo), two quarterback hits and three tackles for loss on the season.

**2022 SEASON (RAIDERS):** Started in all 14 games that he played in, notching 39 tackles, 1.0 sack, 3 quarterback hits and 3 tackles for loss.

**2021 SEASON (BROWNS/DOLPHINS/CHIEFS):** Played in six games with Cleveland, totaling one tackle...Released and signed to Dolphins' practice squad in November...Signed to Chiefs' practice squad during the postseason.

**2020 SEASON (BROWNS):** Opted out of the 2020 season.

**2019 SEASON (BENGALS):** Played in all 16 games with 14 starts during his final season in Cincinnati...Set a career high with 35 tackles (18 solo)...Posted one sack vs. the Steelers...Recorded a sack, dropping the quarterback for a 13-yard loss and redited with a season-high seven tackles (four) vs. New England in Week 15.

**2018 SEASON (BENGALS):** Started all 16 games...Posted 32 tackles (22 solo) and a career-high 2.5 sacks...Recorded first sack of the season, bringing down QB Patrick Mahomes, and notched a season-high five solo tackles at Kansas City...Posted one sack, getting to QB Lamar Jackson, and three solo tackles at Baltimore...Tied a season high with five tackles (two) vs. Denver...Registered three solo stops at Pittsburgh.

**2017 SEASON (BENGALS):** Played in 15 games, making seven starts at nose tackle...All seven starts came within the final eight games of the regular season...Finished season with 13 tackles (nine solo) and two tackles for loss...Made NFL debut Week 1 vs. Baltimore...Made first-career start Week 10 at Tennessee.

**2016 SEASON (BENGALS):** Placed on the Reserve/Injured list following training camp.

## TRANSACTIONS:

**05/25/2016:** Signed/draft choice to the Bengals (four-year contract through 2019)

**03/19/2020:** Signed/UFA to the Cleveland Browns (one-year contract through 2020)

**11/13/2021:** Released by Browns

**11/16/2021:** Added to the Miami Dolphins practice squad

**01/17/2022:** Released from the Dolphins practice squad

**01/19/2022:** Added to the Chiefs practice squad

**02/28/2022:** Signed by the Raiders (one-year contract through 2022)

**03/16/2023:** Signed by Bears (one-year contract through 2023)

**11/02/2023:** Signed contract extension with Bears (two-year contract through 2025)

**COLLEGE:** Played three seasons (2013-15) at Baylor, seeing action in 36 games...25 of his 27 starts came over his last two seasons...30 of his 106 career stops were tackles for loss...Started 12 games in 2015, helping team to a 10-3 record and a win over North Carolina in the Russell Athletic Bowl...Posted 40 tackles, including 15 tackles for loss...Posted a career-high 5.5 sacks...Named first-team All-Big 12.

**PERSONAL:** Attended Waco (Texas) High School...As a senior, earned Class 4A all-state honors...Ranked the No. 12 defensive line prospect in the nation by Rivals.com and Scout.com...Texas state powerlifting champion, breaking Mark Henry's previous record with 2,010 pounds (805-pound squat, 500-pound bench press and 705-point dead lift)...Dubbed "College Football's Strongest Player" by NFL.com in 2016...Father, Anthony, played college baseball and mother, Sylvia, ran collegiate track.

ANDREW BILLINGS' NFL REGULAR SEASON DEFENSIVE STATISTICS																													
DATE	TEAM	TACKLES										INTERCEPTIONS						O. FUMB				ST				MISC			
		GP	GS	TK	S	A	TFL	YDS	SK	YDS	QBH	NO	YDS	LG	TD	PD	FF	FR	TD	YDS	TK	S	A	FF	FR	S	A		
2017	Bengals	15	7	13	9	4	2	6	0.0	0.0	1	0	0	0	0	0	0	0	0	0	0	0	0	0	0	0	0		
2018	Bengals	16	16	32	22	10	8	18	2.5	14.5	7	0	0	0	0	0	0	0	0	0	0	0	0	0	0	0	0		
2019	Bengals	16	14	35	18	17	4	20	1.0	13.0	4	0	0	0	0	0	0	0	0	0	0	0	0	0	0	0	0		
2020	Browns	0	0	0	0	0	0	0	0.0	0.0	0	0	0	0	0	0	0	0	0	0	0	0	0	0	0	0	0		
2021	Browns	6	0	1	0	1	0	0	0.0	0.0	0	0	0	0	0	0	0	0	0	0	0	0	0	0	0	0	0		
Went from Cleveland to Miami.																													
2021	Dolphins	0	0	0	0	0	0	0	0.0	0.0	0	0	0	0	0	0	0	0	0	0	0	0	0	0	0	0	0		
2021	TOTAL	6	0	1	0	1	0	0	0.0	0.0	0	0	0	0	0	0	0	0	0	0	0	0	0	0	0	0	0		
2022	Raiders	14	14	39	18	21	3	6	1.0	8.0	3	0	0	0	0	0	0	0	0	0	0	0	0	0	0	0	0		
2023	Bears	17	17	27	12	15	3	3	0.0	0.0	2	0	0	0	0	0	0	0	0	0	0	0	0	0	0	0	0		
2024	Bears	8	8	13	9	4	2	11	1.0	10.0	3	0	0	0	0	0	1	0	0	0	0	0	0	0	0	0	0		
NFL TOTALS		92	76	160	88	72	22	64	5.5	45.5	20	0	0	0	0	0	1	0	0	0	0	0	0	0	0	0	0		

ANDREW BILLINGS' NFL POSTSEASON DEFENSIVE STATISTICS																												
DATE	TEAM	TACKLES										INTERCEPTIONS						O. FUMB				ST				MISC		
		GP	GS	TK	S	A	TFL	YDS	SK	YDS	QBH	NO	YDS	LG	TD	PD	FF	FR	TD	YDS	TK	S	A	FF	FR	S	A	
2020	Browns	0	0	0	0	0	0	0.0	0.0	0	0	0	0	0	0	0	0	0	0	0	0	0	0	0	0	0	0	
2021	Chiefs	0	0	0	0	0	0	0.0	0.0	0	0	0	0	0	0	0	0	0	0	0	0	0	0	0	0	0	0	
NFL TOTALS		0	0	0	0	0	0	0.0	0.0	0	0	0	0	0	0	0	0	0	0	0	0	0	0	0	0	0	0	

SINGLE-GAME HIGHS: DEFENSIVE

**Total Tackles** 7 at Denver Broncos, Nov 20, 2022  
...1 more at 7.

**Solo Tackles** 5 at Kansas City Chiefs, Oct 21, 2018

**Sacks** 1.0 vs. Carolina Panthers, Oct 06, 2024  
...4 more at 1.0.

**Forced Fumbles** 1 at Houston Texans, Sep 15, 2024

**Tackles For Loss** 2 at Buffalo Bills, Sep 22, 2019  
...1 more at 2.



Josh

BLACKWELL

39

Ht: 5-11  
DOB: 4/5/99  
Bears Season: 4  
Acquired: W-'22 (Phi.)

Wt: 179  
College: Duke  
NFL Season: 4

DEFENSIVE BACK

**PRO CAREER:** Enters his fourth season in the NFL in 2025...Signed with the Bears on August 31, 2022...Originally signed with the Philadelphia Eagles as an undrafted free agent...Has played in 43 games with two starts, totaling 22 tackles (15 solo) and 15 tackles on special teams along with two forced fumbles and fumble recovery in career.

**HONORS:**  
2024: NFC Special Teams Player of the Week (Week 18)

**2024 SEASON (BEARS):** Played in all 17 games with one start during the 2024 season...Recorded six defensive tackles (five solo) and seven special teams tackles (five solo)...Recorded his first career interception during the Bears' Week 6 victory against the Jaguars leading to a Bears touchdown just three plays later...Served as the Bears punt returner during the final five weeks of the season...He had seven total returns for 146 yards (20.9 avg.)...In Week 18 he returned a punt 94-yards for a touchdown, tied for the third longest punt return by a Bears players since at least 1948...Earned Special Teams Player of the Week in Week 18 at Green Bay.

**2023 SEASON (BEARS):** Recorded four defensive tackles (two solo) and four special teams tackles in 10 games played...Spent Weeks 4-9 on injured reserve...Recorded first forced fumble of season in Week 12 against Vikings.

**2022 SEASON (BEARS):** Played in 16 games during the 2022 season, with one start...Saw his first NFL game action in Week 1 vs. San Francisco...Logged the first tackle of his NFL career in Week 2 with a solo tackle on special teams at the Packers...In Week 4 at New York, recorded the first Bears turnover of the game after he punched the ball loose from Giants punt returner Richie James and scooped up the fumble...Was both the first forced fumble and fumble recovery of his career...Made first NFL start against the Packers in Week 13, finishing with four solo tackles, one of which came on special teams...Finished season with 12 defensive tackles (four solo), one forced fumble and one fumble recovery...Added 11 special teams tackles (eight solo).


**TRANSACTIONS:**  
05/06/2022: Signed with the Eagles  
08/23/2022: Released by the Eagles  
08/25/2022: Signed with the Eagles  
08/30/2022: Released by the Eagles  
08/31/2022: Signed with the Bears  
04/24/2023: Re-signed with the Bears  
03/06/2025: Re-signed with the Bears

**COLLEGE:** In 37 career games (28 starts), posted 96 tackles, two tackles for loss, one forced fumble and 20 pass breakups, along with 25 punt returns for 230 yards (9.20)...Owned 2multiple tackles in 26 games, including a career-high six stops against Wake Forest in 2019...Set Duke bowl game record for pass breakups with four against Temple in the 2018 Walk-On's Independence Bowl...Played 2,235 career snaps.

**PERSONAL:** Played at Buford High School (Ga.) for coach Jess Simpson...Consensus three-star prospect by ESPN.com, Rivals.com, Scout.com and 247Sports.com...Charted as the No. 41 athlete in the nation by ESPN.com...Following senior season, received the Touchdown Club of Gwinnett's Cecil Morris Award, an honor presented to an all-county caliber player whose season was cut short by injury...Helped the Wolves to a 13-2 record and appearance in the state championship game...As a junior, earned first team all-state (4A) honors from the Georgia Sports Writers Association as squad went 13-2 and reached the state title game...Also a first team all-region selection...Posted 47 tackles and one INT as part of a Buford defense that allowed just 7.33 points per game...Averaged 14.4 yards per punt return...In sophomore season, helped Buford to a perfect 15-0 record and Georgia High School Association (GHSAA) Class 4A state championship with a 55-10 victory against St. Pius X Catholic in the title tilt...Member of Team North Georgia, the 2013 Football University eighth grade national champions...Also participated in track and field...Helmed 4x100-meter relay team to a fourth place finish (42.51) at the GHSAA Class 4A state meet during junior year...As a senior at the GHSAA 5A Section B meet, placed fourth in the 100-meters (10.96) and seventh in the 200-meters (22.27)... Graduated from Duke in May 2020, with a public policy degree, a psychology minor and a certificate in markets and management...Working toward a master's degree in management studies from Duke's Fuqua School of Business...Son of Joe and Janine Blackwell.

JOSH BLACKWELL'S NFL REGULAR SEASON DEFENSIVE STATISTICS																												
		TACKLES										INTERCEPTIONS						O. FUMB				ST				MISC		
DATE	TEAM	GP	GS	TK	S	A	TFL	YDS	SK	YDS	QBH	NO	YDS	LG	TD	PD	FF	FR	TD	YDS	TK	S	A	FF	FR	S	A	
2022	Bears	16	1	12	8	4	0	0	0.0	0.0	0	0	0	0	0	0	0	0	0	11	8	3	1	1	0	0	0	
2023	Bears	10	0	4	2	2	0	0	0.0	0.0	0	0	0	0	0	0	1	0	0	0	4	4	0	0	0	0	0	
2024	Bears	17	1	6	5	1	0	0	0.0	0.0	0	1	10	10	0	2	0	0	0	7	5	2	0	0	0	0	0	
NFL TOTALS		43	2	22	15	7	0	0	0.0	0.0	0	1	10	10	0	2	1	0	0	0	22	17	5	1	1	0	0	

SINGLE-GAME HIGHS: DEFENSIVE		
Total Tackles	4 at Detroit Lions, Jan 01, 2023 ...2 more at 4.	Special Teams Tackles
Solo Tackles	4 vs. Green Bay Packers, Dec 04, 2022	2 at Atlanta Falcons, Nov 20, 2022 ...1 more at 2.



Austin

BOOKER

94

Ht: 6-6  
DOB: 12/14/02  
Bears Season: 2  
Acquired: D5-'24

Wt: 245  
College: Kansas  
NFL Season: 2

DEFENSIVE LINEMAN

**PRO CAREER:** Enters his second season with the Bears in 2025...Drafted by the Bears in the fifth round of the 2024 NFL Draft (No. 144 overall)...Has played 17 career games...Recorded 20 tackles (13 solo).

**2024 SEASON (BEARS):** Played in all 17 games during the 2024 season...Recorded his first career tackle during Week 2 game against the Texans...Recorded first career sack during Week 5 victory against the Panthers...Recorded 20 tackles (13 solo), four quarterback hits, and three tackles for loss on the season.

**TRANSACTIONS:**  
**04/27/2024:** Drafted by the Bears in the fifth round of the 2024 NFL Draft (No. 144 overall)

**COLLEGE:** Spent his last collegiate season at the University of Kansas (2023) after two seasons of action at the University of Minnesota (2021-22), appearing in 18 career games...Recorded 58 tackles (41 solo) with 8.0 sacks, 13 tackles for loss, two forced fumbles and one pass defended...Was named First-Team All-Big 12 in 2023 (Coaches, AP, PFF) and Big 12 Defensive Newcomer of the Year...Recorded 56 tackles (40 solo) with 8.0 sacks, two forced fumbles and one pass defended at Kansas...Had the most sacks for the Jayhawks in a single-season since 2016 (10)...Appeared in six games for the Golden Gophers in 2022 after not seeing action as a freshman.

**PERSONAL:** Attended Center Grove (Ind.) High School...Helped lead Trojans to the 2020 Class 6A Indiana state title...As a junior, recorded 67 tackles and 8.0 sacks...Was a consensus three-star recruit... Ranked as the No. 31 strong-side defensive end in the nation and the No. 9 overall recruit in Indiana by 247Sports...Also played basketball at Center Grove...Son of Duaine and Katie...Has two siblings, Ariana and Aubrie...Father, Duaine, played college football at Liberty University and Taylor University...Mother, Katie, also played college basketball at Taylor University.

AUSTIN BOOKER'S NFL REGULAR SEASON DEFENSIVE STATISTICS																													
DATE		TEAM	GP	GS	TACKLES							INTERCEPTIONS							O. FUMB				ST				MISC		
					TK	S	A	TFL	YDS	SK	YDS	QBH	NO	YDS	LG	TD	PD	FF	FR	TD	YDS	TK	S	A	FF	FR	S	A	
2024		Bears	17	0	20	13	7	3	6	1.5	2.5	4	0	0	0	0	0	0	0	0	0	0	0	0	0	0	0	0	0
NFL TOTALS			17	0	20	13	7	3	6	1.5	2.5	4	0	0	0	0	0	0	0	0	0	0	0	0	0	0	0	0	0

SINGLE-GAME HIGHS: DEFENSIVE

Total Tackles	3 at Arizona Cardinals, Nov 03, 2024 ...2 more at 3.	Tackles For Loss	1 at Washington Commanders, Oct 27, 2024 ...2 more at 1.
Solo Tackles	2 at Minnesota Vikings, Dec 16, 2024 ...3 more at 2.	Special Teams Tackles	1 at Houston Texans, Sep 15, 2024



Miles  
**BOYKIN**

**80**

Ht: 6-3  
DOB: 10/12/96  
Bears Season: 1  
Acquired: UFA-'25 (Sea.)

Wt: 231  
College: Notre Dame  
NFL Season: 5

**WIDE RECEIVER**

**PRO CAREER:** Entering his seventh season in the NFL and first with the Bears in 2025...Has played in 73 career games (25 starts) spending time with the Baltimore Ravens (2019-21), Pittsburgh Steelers (2022-23), New York Giants (2024) and Seattle Seahawks (2024)...Has 498 career receiving yards on 38 receptions (13.1 avg.) with seven touchdowns...Originally entered the NFL as a third-round pick (93rd overall) by the Ravens in 2019.

**2024 SEASON (GIANTS/SEAHAWKS):** Spent the offseason and training camp with the Giants before signing to the Seahawks practice squad.

**2023 SEASON (STEELERS):** Played in all 17 games...Had three catches for 17 yards...Played in over 70 percent of special teams snaps, contributing five tackles.

**2022 SEASON (STEELERS):** Played in 16 games (one start)...Had a pair of catches for 11 yards...Contributed 10 tackles on special teams.

**2021 SEASON (RAVENS):** Played in eight games, adding one catch.

**2020 SEASON (RAVENS):** Played in 16 games (13 starts)...Totalled 19 receptions for 266 yards (14.0 avg.) and four touchdowns.

**2019 SEASON (RAVENS):** Played in 16 games with 11 starts as a rookie...Had 13 catches for 198 yards (15.2 avg.) and three touchdowns.

**TRANSACTIONS:**

**07/17/2019:** Signed/Draft Choice to the Ravens

**04/18/2022:** Released by Ravens

**04/19/2022:** Acquired via waivers by Steelers

**04/24/2023:** Re-signed with Steelers

**04/09/2024:** Signed with Giants

**08/27/2024:** Released by Giants

**08/28/2024:** Signed to Giants practice squad

**09/02/2024:** Released from Giants practice squad

**09/18/2024:** Signed to Seahawks practice squad

**04/03/2025:** Signed/UFA with the Bears

**COLLEGE:** Played four seasons at Notre Dame (2015-18)...Finished his college career with 77 receptions for 1,206 yards and 11 touchdowns...In his senior season, led the Fighting Irish with 872 receiving yards and 8 touchdowns on 59 catches.

**PERSONAL:** Prepped at Providence Catholic in New Lenox, Ill....As a senior, he caught 65 passes for 1,035 yards (15.9 avg.) and 19 TDs, en route to the Illinois Class 7A state title...Was named Illinois Player of the Year by Champaign News-Gazette, was named to the Champaign News-Gazette All-State teams and the Chicago Sun-Times All-Area team...Also played basketball, leading the Celtics to a Catholic League Championship and a regional title as a senior.

MILES BOYKIN'S NFL REGULAR SEASON RUSHING/RECEIVING STATISTICS

DATE	TEAM	RECEIVING								RUSHING				
		GP	GS	NO.	YDS.	AVG.	LG	TD		NO.	YDS.	AVG.	LG	TD
2019	Ravens	16	11	13	198	15.2	50	3		0	0	0.0	0	0
2020	Ravens	16	13	19	266	14.0	43t	4		0	0	0.0	0	0
2021	Ravens	8	0	1	6	6.0	6	0		0	0	0.0	0	0
2022	Steelers	16	1	2	11	5.5	11	0		0	0	0.0	0	0
2023	Steelers	17	0	3	17	5.7	6	0		0	0	0.0	0	0
2024	Giants	0	0	0	0	0.0	0	0		0	0	0.0	0	0
Went from N.Y. Giants to Seattle.														
2024	Seahawks	0	0	0	0	0.0	0	0		0	0	0.0	0	0
2024	TOTAL	0	0	0	0	0.0	0	0		0	0	0.0	0	0
NFL TOTALS		73	25	38	498	13.1	50	7		0	0	0.0	0	0

MILES BOYKIN'S NFL POSTSEASON RUSHING/RECEIVING STATISTICS

DATE	TEAM	RECEIVING								RUSHING				
		GP	GS	NO.	YDS.	AVG.	LG	TD		NO.	YDS.	AVG.	LG	TD
2019	Ravens	1	0	3	26	8.7	13	0		0	0	0.0	0	0
2020	Ravens	2	2	3	20	6.7	11	0		0	0	0.0	0	0
2023	Steelers	1	0	0	0	0.0	0	0		0	0	0.0	0	0
NFL TOTALS		4	2	6	46	7.7	13	0		0	0	0.0	0	0



MILES BOYKIN'S NFL REGULAR SEASON RETURN STATISTICS

KICKOFF RETURNS							PUNT RETURNS						
DATE	TEAM	RET.	YDS.	AVG.	LG	TD	NO.	FC	YDS.	AVG.	LG	TD	
2019	Ravens	0	0	0.0	0	0	0	0	0	0.0	0	0	
2020	Ravens	0	0	0.0	0	0	0	0	0	0.0	0	0	
2021	Ravens	0	0	0.0	0	0	0	0	0	0.0	0	0	
2022	Steelers	0	0	0.0	0	0	0	0	0	0.0	0	0	
2023	Steelers	0	0	0.0	0	0	0	0	0	0.0	0	0	
2024	Giants	0	0	0.0	0	0	0	0	0	0.0	0	0	
Went from N.Y. Giants to Seattle							0	0	0	0.0	0	0	
2024	Seahawks	0	0	0.0	0	0	0	0	0	0.0	0	0	
2024	TOTAL	0	0	0.0	0	0	0	0	0	0.0	0	0	
NFL TOTALS		0	0	0.0	0	0	0	0	0	0.0	0	0	

MILES BOYKIN'S NFL POSTSEASON RETURN STATISTICS

KICKOFF RETURNS							PUNT RETURNS						
DATE	TEAM	RET.	YDS.	AVG.	LG	TD	NO.	FC	YDS.	AVG.	LG	TD	
2019	Ravens	0	0	0.0	0	0	0	0	0	0.0	0	0	
2020	Ravens	0	0	0.0	0	0	0	0	0	0.0	0	0	
2023	Steelers	0	0	0.0	0	0	0	0	0	0.0	0	0	
NFL TOTALS		0	0	0.0	0	0	0	0	0	0.0	0	0	

SINGLE-GAME HIGHS: RECEIVING

Receptions  
Receiving Yards  
Receiving Average  
Longest Receptions  
Receiving TDs

4 at Houston Texans, Sep 20, 2020  
55 at Seattle Seahawks, Oct 20, 2019  
12.3 vs. Cleveland Browns, Sep 13, 2020  
50 at Seattle Seahawks, Oct 20, 2019  
1 at Cincinnati Bengals, Jan 03, 2021  
...6 more at 1.

All-Purpose Yards  
Special Teams Tackles

55 at Seattle Seahawks, Oct 20, 2019  
2 vs. New England Patriots, Sep 18, 2022  
...1 more at 2.

Most TDs

1 at Cincinnati Bengals, Jan 03, 2021  
...6 more at 1.

Miscellaneous Tackles  
Scrimmage Yards

1 at Washington Commanders, Oct 04, 2020  
55 at Seattle Seahawks, Oct 20, 2019

SINGLE-GAME HIGHS - POSTSEASON: RECEIVING

Receptions  
Receiving Yards  
Receiving Average  
Longest Receptions


3 at Buffalo Bills, Jan 16, 2021  
...1 more at 3.  
26 vs. Tennessee Titans, Jan 11, 2020  
8.7 vs. Tennessee Titans, Jan 11, 2020  
13 vs. Tennessee Titans, Jan 11, 2020

All-Purpose Yards  
Miscellaneous Tackles

26 vs. Tennessee Titans, Jan 11, 2020  
1 at Tennessee Titans, Jan 10, 2021  
...1 more at 1.

Scrimmage Yards

26 vs. Tennessee Titans, Jan 11, 2020



Swayze

BOZEMAN

(sway-Z)

27

Ht: 6-1  
DOB: 11/2/98  
Bears Season: 1  
Acquired: FA-'25 (K.C.)

Wt: 230  
College: Southern Mississippi

LINEBACKER

**PRO CAREER:** Joins the Bears in 2025 after spending his rookie season with the Kansas City Chiefs...Has played in three regular season games...Has also made appearances in three playoff games including Super Bowl LIX...Originally entered the NFL as an undrafted free agent with the Chiefs in 2024.

**2024 SEASON (CHIEFS):** Spent the season on the practice squad making three appearances via standard elevation...Played in all three of the Chiefs playoff games including Super Bowl LIX.

**TRANSACTIONS:**  
**05/05/2025:** Signed/UDFA with Chiefs  
**02/14/2025:** Signed with the Bears

**COLLEGE:** Played five seasons with Southern Mississippi (2019-23) and two seasons at Copiah-Lincoln Community College (2017-18)...Played 12 games with 10 starts in 2023...Totaled 54 tackles, four tackles for loss and three passes defended...Played in first four games of 2022 season before being sidelined with injury...Registered 16 tackles through those four games which included 2.0 sacks and a fumble recovery taken 12 yards for a touchdown...In 2021, played in four games with three starts before earning a redshirt due to injury...Had 20 tackles in the four games he appeared...Started and played in six games in 2020 with 42 tackles (13 solo) and a season-high 10 tackle game against South Alabama (9/3/2020)...Played in all 13 games his junior year (2019) and made eight starts...Totaled 57 tackles with 31 solo stops...While at Copiah-Lincoln CC, played 19 games and tallied 133 tackles...Averaged 7.0 tackles for game and 1.0 sack, 8.5 tackles for loss, two forced fumbles and a fumble recovery...Was named to preseason Sun Belt fourth-team (Phil Steele) in 2022 and named to preseason Weurffel Trophy watch list...Named to the Conference USA All-Academic Team in 2021 and 2020 and earned Golden Standard at the Talon Awards as the best representative of his sport in 2021...Also earned C-USA Academic Medal and was a member of the 2021 league's Commissioner's Honor Roll...Was named to the President's List for Fall of 2021 and every semester prior...In 2020, won the C-USA Spirit of Service Award for the fall...At Copiah-Lincoln CC, earned NJCAA All-Region XXIII and All-MACJC first-team honors.

**PERSONAL:** Starred at Tri-County Academy (Miss.)...Led Tri-County Academy to two MAIS AA football state championship appearances (2016 and 2015)...Was a two-way player for the Rebels, playing both defense and running back...One of five players to be named to the MAIS Football Fab 5 Underclassmen list in 2015 along with his former Co-Lin teammate Hayden Davis and current Ole Miss running back Isaiah Woullard...Earned BankPlus Blitz 16 Player of the Week honors as a junior in 2015 for his outstanding running back play...Was also a multi-sport athlete at Tri-County Academy who competed in basketball and track and field in addition to football.


SWAYZE BOZEMAN'S NFL REGULAR SEASON DEFENSIVE STATISTICS																											
		TACKLES										INTERCEPTIONS					O. FUMB				ST				MISC		
DATE	TEAM	GP	GS	TK	S	A	TFL	YDS	SK	YDS	QBH	NO	YDS	LG	TD	PD	FF	FR	TD	YDS	TK	S	A	FF	FR	S	A
2024	Chiefs	3	0	3	2	1	0	0	0.0	0.0	0	0	0	0	0	0	0	0	0	0	0	0	0	0	0	0	0
NFL TOTALS		3	0	3	2	1	0	0	0.0	0.0	0	0	0	0	0	0	0	0	0	0	0	0	0	0	0	0	0

SINGLE-GAME HIGHS: DEFENSIVE

Total Tackles3 at Pittsburgh Steelers, Dec 25, 2024Solo Tackles2 at Pittsburgh Steelers, Dec 25, 2024

SINGLE-GAME HIGHS - POSTSEASON: DEFENSIVE

Special Teams Tackles2 at Philadelphia Eagles, Feb 09, 2025



Jaquan

# BRISKER

9

Ht: 6-1  
DOB: 4/20/99  
Bears Season: 4  
Acquired: D2b+22

Wt: 204  
College: Penn State  
NFL Season: 4

## DEFENSIVE BACK

**PRO CAREER:** Enters his fourth season with the Bears in 2025...Drafted by the Bears in the second round of the 2022 NFL Draft (No. 48 overall)...Started in all 35 games, totaling 249 tackles (162 solo), eight quarterback hits, 11 tackles for loss, 6.0 sacks, three interceptions, four forced fumbles and two fumble recoveries...Since entering the league, ranks eighth in the league in total tackles among defensive backs.

**2024 SEASON (BEARS):** Started in five games...Missed the remainder of the season with injury...Has recorded 40 tackles (23 solo), one interception, three tackles for loss, and one sack through Week 5...During Week 4 victory against the Rams, Brisker joined Roquan Smith (2022, Week 7) as the only Bears defenders since at least 1946 to register double-digit tackles, a sack and an interception in a single game, and is the first defensive back to do so in the NFL since former Giants defender Landon Collins did so in 2016...He also recorded the game winning interception to seal the win against the Rams.

**2023 SEASON (BEARS):** Started in all 15 games appeared in...Recorded 105 tackles (66 solo) with nine passes defended, three quarterback hits, one interception, 1.0 sack, and two forced fumbles...Had at least five tackles in 13 games...Notched first sack of the season in Week 6 against the Vikings...Led all Bears defenders in tackles (10) and recorded fifth pass defended in Week 7 against the Raiders...Tallied 150th-career tackle and 100th-career solo tackle in Week 10 against the Panthers...Recorded first interception of season in Week 12 against Vikings...In Week 13 vs. Detroit, he led the Bears in tackles with 17 (13 solo), a career-high and the most by a Bears defensive back in a single game since the 1970 Merger...Finished the win over the Falcons with five tackles (four solo) and shared the lead in tackles for the Bears...Logged eight tackles (four solo), one tackle for loss and one fumble recovery in Week 18 at Green Bay.

**2022 SEASON (BEARS):** Made start at safety in his first NFL game in the Week 1 victory vs. San Francisco...Logged the first turnover of the Bears season after scooping up a forced fumble by defensive back Jaylon Johnson...Finished the afternoon vs. the 49ers with four tackles (all solo) and one tackle for loss in addition to the fumble recovery...Played every defensive snap in Week 2, finishing with 10 combined tackles (seven solo)...Tied for third on the team in tackles against Houston in Week 3, finishing with six combined tackles (four solo)...In Week 4 at New York, finished with five total tackles (four solo), including his first NFL sack, bringing down quarterback Daniel Jones...Became the first Bears rookie defensive back to record a sack since Bryce Callahan did so on Jan. 3, 2016 vs. Detroit...In Week 6, got to Commanders quarterback Carson Wentz in their opening drive in the first quarter (10:00), the first sack of the game for the Bears...Became the first Bears defensive back to record multiple sacks in their rookie season since Al Afalava in 2009...In Week 7 at New England, logged his first career interception, picking off Patriots quarterback Mac Jones...Became the first Bears defensive back since Eddie Jackson (two, 2017) to record a pick as a rookie...Finished second on the team with nine combined tackles (seven solo) and a sack against the Cowboys in Week 8...Got to quarterback Dak Prescott, becoming the first Bears defensive back with three or more sacks in a season since Mike Green and Mike Brown both did so during the 2001 season...Brought down Bills quarterback Josh Allen in Week 16 for his fourth sack of the season...Marked the third time in Bears history that a defensive back logged four or more sacks in a season, joining Dave Duerson (7.0 sacks, 1986) and Todd Bell (4.5 sacks, 1984)...Ended the season with 104 tackles (73 solo), both of which were second-most on the team...Also added one interception, 4.0 sacks, five tackles for loss, four quarterback hits, two passes defended, one forced fumble and one fumble recovery...Ranked third in the NFL among rookies in solo tackles.

**TRANSACTIONS:**  
**04/29/2022:** Drafted by the Bears in the second round of the 2022 NFL Draft (No. 48 overall)

**COLLEGE:** Played in 34 career games at Penn State, making 21 starts...Recorded 153 tackles (86 solo), 9.5 tackles for loss, five interceptions, 14 pass breakups and a fumble recovery...Became the third Penn State defensive back since 2000 to record at least 5.5 tackles for loss in a season...Earned first-team All-America honors from CBS Sports/247Sports, On3 and Pro Football Focus in 2021...Tabbed a second-team All-American by the AFCA, Associated Press, FWAA, Phil Steele, Sporting News, USA Today and The Athletic...Accepted an invitation to play in the Reese's Senior Bowl and was named a Reese's Senior Bowl All-American...Selected by coaches and media as a first team All-Big Ten honoree...Earned first-team All-Big Ten honors from the Associated Press and Pro Football Focus...Voted Penn State's MVP on defense and tarted all 12 games as a senior...Voted a team captain...Tallied 64 tackles (38 solo), 5.5. tackles for loss, two interceptions, five pass breakups, and a fumble recovery...Finished fourth among Big Ten defensive backs in tackles for loss...As a junior, earned All-American first-team honors from PFF, was an honorable mention All-American by Phil Steele and named an All-Big Ten third team selection by the coaches and honorable mention by the media...Before Penn State, was a two-time letterman at Lackawanna Community College from 2017-18...Served as a team captain in 2018...Helped the Falcons win the El Toro Bowl with a perfect 11-0 record and No. 6 national ranking in 2018...Named Defensive Player of the Game at the El Toro Bowl...Selected first-team NICAA All-America in 2018...Ranked as the No. 4 junior college prospect, No. 1 safety and No. 1 junior college recruit from Pennsylvania by 247Sports.

**PERSONAL:** Three-time letterman at Gateway High School (Pa.)...Was a two-time team captain...Selected to 5A All-WesternPAFootball.net All-State team as a senior...Participated in the PSFCA East/West All-Star Game...Earned first-team All-Big East 5A all-section honors as a junior and senior...Tied the school record with 42 receptions for 781 yards and 11 touchdowns as a senior...Had five punt return touchdowns in 2016...Lettered two years in basketball ...Selected first-team all-section in basketball as a senior.

JAQUAN BRISKER'S NFL REGULAR SEASON DEFENSIVE STATISTICS																											
DATE	TEAM	GP	TACKLES							INTERCEPTIONS					O. FUMB			ST			MISC						
			GS	TK	S	A	TFL	YDS	SK	YDS	QBH	NO	YDS	LG	TD	PD	FF	FR	TD	YDS	TK	S	A	FF	FR	TD	S
2022	Bears	15	15	103	73	30	5	29	4.0	27.0	4	1	6	6	0	2	1	1	0	0	0	0	0	0	0	0	0
2023	Bears	15	15	105	66	39	3	4	1.0	7.5	3	1	0	0	0	9	2	1	0	0	0	0	0	0	0	0	0
2024	Bears	5	5	40	23	17	3	12	1.0	9.0	1	1	0	0	0	2	1	0	0	0	0	0	0	0	0	0	0
NFL TOTALS		35	35	248	162	86	11	45	6.0	43.5	8	3	6	6	0	13	4	2	0	0	0	0	0	0	0	0	0

SINGLE-GAME HIGHS: DEFENSIVE

Total Tackles	17 vs. Detroit Lions, Dec 10, 2023
Solo Tackles	13 vs. Detroit Lions, Dec 10, 2023
Sacks	1.0 vs. Los Angeles Rams, Sep 29, 2024 ...4 more at 1.0.
Passes Defensed	2 vs. Detroit Lions, Dec 10, 2023

Forced Fumbles	1 vs. Carolina Panthers, Oct 06, 2024 ...3 more at 1.
Fumble Recoveries	1 at Green Bay Packers, Jan 07, 2024 ...1 more at 1.
Tackles For Loss	2 vs. Los Angeles Rams, Sep 29, 2024
Interceptions	1 vs. Los Angeles Rams, Sep 29, 2024 ...2 more at 1.



## Kevin BYARD III

# 31

Ht: 5-11  
DOB: 8/17/93  
Bears Season: 2  
Acquired: UFA-'24 (Phi.)

Wt: 218  
College: Middle Tennessee State  
NFL Season: 10

## DEFENSIVE BACK

**PRO CAREER:** A 10-year NFL veteran enters second season with Bears in 2025...Appeared in 147 regular season games in his career with 138 starts, as well as starting eight postseason games...Amassed 860 tackles (583 solo) with 29 interceptions (returned for 333 yards with one defensive touchdown), 73 passes defended, 21 quarterback hits, 19 tackles for loss, 6.0 sacks, six fumble recoveries and three forced fumbles...Also adds 19 special teams tackles (11 solo)...Since entering the league in 2016, ranks first in tackles among defensive backs, third in interceptions and 21st in passes defended, and was named First-Team All-Pro in 2017 and 2021.

**2024 SEASON (BEARS):** Started in all 17 games...Led team in tackles with 130 (80 solo), two sacks, five tackles for loss and one interception...With his interception in Week 5, tied two other players for the most interceptions in the NFL since he became a full-time starter in 2017.

**2023 SEASON (EAGLES/TITANS):** Started all 16 games appeared in for the Titans and Eagles, recording 122 tackles (80 solo) with one interception...Traded to Eagles on October 23.

**2022 SEASON (TITANS):** Led the Titans with four interceptions and 106 tackles (68 solo)...Marked fifth season (2017-19, 2021-22), and second consecutive leading the Titans in interceptions, and was third straight season leading them in tackles.

**2021 SEASON (TITANS):** Named Associated Press first-team All-Pro and selected to second career Pro Bowl...Started all 17 games at safety and tied for fourth in the NFL with a team-leading five interceptions...Led the team with 88 tackles and ranked second on the squad 13 passes defended. Notched a sack, two quarterback pressures, two forced fumbles and a fumble returned for a touchdown...Named AFC Defensive Player of the Month for October after registering 27 tackles, three interceptions, including one returned for a touchdown, a fumble recovery for a touchdown, a forced fumble and seven passes defended.

**2020 SEASON (TITANS):** Started all 16 games at safety and led the team with a career-high 111 tackles...Posted an interception, two quarterback pressures, a stop for loss, seven passes defended and a forced fumble...Started the postseason contest and collected five tackles and a pass defended...Led or tied for the team lead in tackles four times...Led or tied for the team lead in passes defended three times...Tied for the teamlead in quarterback pressures once.

**2019 SEASON (TITANS):** Started all 16 games for the third consecutive season and led the team and tied for fourth in the NFL with five interceptions...Tied for second on team with 10 passes defended...Also posted 91 tackles, including two stops for loss, a quarterback pressure and five special teams tackles...Caught one pass for 11 yards...Started all three postseason contests and registered 20 tackles, an interception and a special teams tackle...Led or tied for the team lead in passes defended four times.

**2018 SEASON (TITANS):** Started all 16 games for the second consecutive season and led team with four interceptions...Ranked third on the team with 96 tackles and 10 passes defended...Collected 2.0 sacks, four quarterback pressures and six special teams tackles...Also posted a 66-yard touchdown pass on a fake punt. Led the team in tackles once...Tied for the team lead in passes defended six times...Tied for the team lead in quarterback pressures...Tied for the team lead in sacks once...Set a career-high with 16 tackles against Washington.

**2017 SEASON (TITANS):** Selected first-team Associated Press All-Pro at safety and named to first career Pro Bowl...Started all 16 games and tied for the NFL lead with eight interceptions...Ranked second on the team with 18 passes defended and third on the squad with a (then) career-high 87 tackles...Notched three quarterback pressures, four tackles for loss and two fumble recoveries...Started both postseason contests and led the team with 16 tackles...Named AFC Defensive Player of the Week after tallying eight tackles and two interceptions against Jacksonville...Named AFC Defensive Player of the Week after tying a single-game franchise record with three interceptions at Cleveland...Eight interceptions were the most by any franchise player since Oilers Richard Johnson picked off eight passes in 1990...Collected first career interception at Houston...Tied a career-high with 10 tackles at Houston...Led or tied for the team lead in passes defended six times.

**2016 SEASON (TITANS):** Played in all 16 games with seven starts as a rookie and finished fifth on the team with 63 tackles...Ranked second on the squad with 10 special teams tackles...Collected a sack, five tackles for loss, three quarterback pressures and four passes defended...Led or tied for the lead in tackles twice...Tied for the team lead in passes defended twice...Led or tied for the team lead in special teams tackles seven times...Appeared in first career NFL game against Minnesota and made his first NFL start at safety against Green Bay.

### TRANSACTIONS:

**07/15/2016:** Signed/draft choice to the Titans (four-year contract through 2019)

**08/01/2019:** Resigned by the Titans (five-year extension through 2024)

**10/23/2023:** Traded to Eagles (for DB Terrell Edmunds and 2024 fifth and sixth round picks)

**03/01/2024:** Cut by Eagles

**03/13/2024:** Signed by Bears (two-year contract through 2025)

**COLLEGE:** During a four-year career at Middle Tennessee State, appeared in 49 games and notched 46 starts at safety...Set school records with 19 career interceptions, 377 interception return yards and four interception returns for touchdowns...Finished sixth in MTSU history with 312 career tackles...Had a hand in 25 turnovers (19 interceptions, five forced fumbles and one fumble recovery)...Had 17 additional career passes defended and five tackles for loss...Earned All-Conference-USA Honors in 2014 and 2015 and his #20 jersey was retired in 2022.

**PERSONAL:** Attended M.L. King (Lithonia, Ga.), where as a senior, totaled 94 tackles, two interceptions, two blocked punts, and two fumble recoveries on defense...On offense, recorded 35 receptions for 723 yards and six touchdowns, as well as 245 rushing yards and two rushing touchdowns...Also returned 12 kickoffs for 350 yards and a touchdown...Voted Class AAAAA first-team all-state by the Atlanta Journal Constitution and the Associated Press...Earned all-region honors on offense and defense, while also garnering all-area and all-county accolades...Also lettered in track as a high school athlete...Has three brothers and three sisters and is the second oldest of the group...He and his wife, Clarke, have a daughter, Eliana, and a son, Kevin Leon Byard IV.

KEVIN BYARD III'S NFL REGULAR SEASON DEFENSIVE STATISTICS

DATE	TEAM	GP	GS	TACKLES								INTERCEPTIONS						O. FUMB				ST				MISC	
				TK	S	A	TFL	YDS	SK	YDS	QBH	NO	YDS	LG	TD	PD	FF	FR	TD	YDS	TK	S	A	FF	FR	S	A
2016	Titans	16	7	51	40	11	5	18	1.0	8.0	5	0	0	0	0	4	0	0	0	0	8	5	3	0	0	0	0
2017	Titans	16	16	87	62	25	3	7	0.0	0.0	3	8	130	33	0	16	0	2	0	0	6	0	0	0	0	0	0
2018	Titans	16	16	86	60	26	3	19	2.0	18.0	5	4	1	1	0	8	0	0	0	0	4	2	2	0	0	0	0
2019	Titans	16	16	79	57	22	2	0	0.0	0.0	0	5	79	28	0	9	0	0	0	0	5	3	2	0	0	0	0
2020	Titans	16	16	111	79	32	1	0	0.0	0.0	1	1	0	0	0	7	1	0	0	0	0	0	0	0	0	0	0
2021	Titans	17	17	88	57	31	1	11	1.0	11.0	4	5	66	24	1	13	2	1	1	30	0	0	0	0	0	0	0
2022	Titans	17	17	106	68	38	0	0	0.0	0.0	1	4	57	28	0	6	0	0	0	0	2	1	1	0	0	0	0
2023	Titans	6	6	47	30	17	0	0	0.0	0.0	0	0	0	0	0	0	0	1	0	0	0	0	0	0	0	0	0
Went from Tennessee to Philadelphia.																											
2023	Eagles	9	9	75	50	25	0	0	0.0	0.0	0	1	0	0	0	3	0	0	0	0	0	0	0	0	0	0	0
2023	TOTAL	15	15	122	80	42	0	0	0.0	0.0	0	1	0	0	0	3	0	1	0	0	0	0	0	0	0	0	0
2024	Bears	17	17	130	80	50	5	22	2.0	17.0	2	1	0	0	0	7	1	2	0	0	0	0	0	0	0	0	0
NFL TOTALS		146	137	860	583	277	20	77	6.0	54.0	21	29	333	33	1	73	4	6	1	36	19	11	8	0	0	0	0

KEVIN BYARD III'S NFL POSTSEASON DEFENSIVE STATISTICS


DATE	TEAM	GP	GS	TACKLES								INTERCEPTIONS						O. FUMB				ST				MISC	
				TK	S	A	TFL	YDS	SK	YDS	QBH	NO	YDS	LG	TD	PD	FF	FR	TD	YDS	TK	S	A	FF	FR	S	A
2017	Titans	2	2	15	14	1	0	0	0.0	0.0	0	0	0	0	0	0	0	0	0	0	0	0	0	0	0	0	0
2019	Titans	3	3	20	15	5	0	0	0.0	0.0	0	1	31	31	0	1	0	0	0	0	1	0	1	0	0	0	0
2020	Titans	1	1	5	2	3	0	0	0.0	0.0	0	0	0	0	0	1	0	0	0	0	0	0	0	0	0	0	0
2021	Titans	1	1	3	3	0	0	0	0.0	0.0	0	0	0	0	0	0	0	0	0	0	0	0	0	0	0	0	0
2023	Eagles	1	1	5	5	0	0	0	0.0	0.0	0	0	0	0	0	0	0	0	0	0	0	0	0	0	0	0	0
NFL TOTALS		8	8	48	39	9	0	0	0.0	0.0	0	1	31	31	0	2	0	0	0	0	0	1	0	1	0	0	0

SINGLE-GAME HIGHS: DEFENSIVE

Total Tackles	14 at Green Bay Packers, Jan 05, 2025	Tackles For Loss	2 vs. Jacksonville Jaguars, Oct 27, 2016
Solo Tackles	11 vs. Minnesota Vikings, Nov 24, 2024	Interceptions	3 at Cleveland Browns, Oct 22, 2017
Sacks	1.0 at Green Bay Packers, Jan 05, 2025	Interception Return Yards	60 at Cleveland Browns, Oct 22, 2017
	...5 more at 1.0.	Special Teams Tackles	2 at Chicago Bears, Nov 27, 2016
Passes Defensed	3 at Indianapolis Colts, Oct 31, 2021	Longest Opp Fumble Return	30 at Jacksonville Jaguars, Oct 10, 2021
	...2 more at 3.		
Forced Fumbles	1 at Green Bay Packers, Jan 05, 2025		
	...3 more at 1.		
Fumble Recoveries	1 at Arizona Cardinals, Nov 03, 2024		
	...5 more at 1.		

SINGLE-GAME HIGHS - POSTSEASON: DEFENSIVE

Total Tackles	11 at Baltimore Ravens, Jan 11, 2020	Interceptions	1 at Baltimore Ravens, Jan 11, 2020
Solo Tackles	9 at New England Patriots, Jan 13, 2018	Interception Return Yards	31 at Baltimore Ravens, Jan 11, 2020
Passes Defensed	1 vs. Baltimore Ravens, Jan 10, 2021	Special Teams Tackles	1 at New England Patriots, Jan 04, 2020
	...1 more at 1.		



Stephen

CARLSON

88

Ht: 6-4

DOB: 12/12/96

Bears Season: 3

Acquired: UFA-'23 (Cle.)

Wt: 248

College: Princeton

NFL Season: 4

TIGHT END

**PRO CAREER:** Enters his sixth season with an NFL organization and third with the Bears in 2025...Originally signed by the Cleveland Browns (UDFA) out of Princeton University in May 2019...Has competed in 26 games (five starts) across three seasons with the Bears and Browns.

**2024 SEASON (BEARS):** Spent the first three weeks of the season on the practice squad...Was elevated after to the active roster after Week 3 but suffered an injury in practice and spent the remainder of the season on IR.

**2023 SEASON (BEARS):** Elevated from Bears practice squad in Week 1 against the Packers and Week 10 against the Panthers...Made season-debut in Week 10 on special teams.

**2020 SEASON (BROWNS):** Played in all 16 games (two starts)...Logged one reception for 11 yards at Jacksonville in Week 12.

**2019 SEASON (BROWNS):** Played in nine games (five starts)...Scored his first career touchdown during Week 11 vs. the Steelers...Season totals include five receptions for 51 yards (10.2 avg.) and one touchdown.

**TRANSACTIONS:**  
**05/03/2019:** Signed/UDFA by the Browns  
**08/31/2019:** Cut by the Browns  
**09/01/2019:** Practice squad add (Browns)  
**04/14/2021:** Re-signed by the Browns/excl. FA (one-year contract through 2021)  
**03/16/2022:** Declared Free Agent  
**05/08/2023:** Signed/UDFA by Chicago  
**08/29/2023:** Cut by Bears  
**08/30/2023:** Signed to Bears Practice Squad  
**01/08/2024:** Signed reserve/future by Bears

**COLLEGE:** Played for the Princeton Tigers from 2015-18...In 2018 as a senior, he earned second-team All-Ivy League honors after recording 51 catches for 683 yards and five touchdowns during Princeton's Ivy championship season and first undefeated year since 1964...Ended career ranked third all-time in TD catches (16), eighth in receiving yards (1632), and 10th in receptions (125)...Helped Princeton post the highest-scoring offense in Ivy League history, and the second scoring offense and third total offense in the nation...Had two touchdown catches apiece against both Monmouth and Columbia...Caught 11 passes for 179 yards against Monmouth...Had three games with 100+ receiving yards...Studied Biomedical Engineering.

**PERSONAL:** Attended Jamestown High School (N.Y.)...Two-time first-team all-state and all-league honoree...*Post-Journal* Player of the Year...Connolly Cup recipient as the Most Outstanding Player in Western New York...Also played linebacker and strong safety...Ended career with more than 2,400 receiving yards and 136 tackles...Led team to 2014 state championship as captain...Team also won 2013 sectional title...Lettered in basketball and led team to 2014 state championship game, as well as three straight sectional titles...Earned All-ECIC Division I first-team honors...Recipient of the New York State Senate Youth Leadership Award...Class president...2014 Section IV Scholar Athlete of the Year...AP Scholar Award recipient...Member of the All-Western New York Scholar-Athlete football team...Member of the National Honor Society.

STEPHEN CARLSON'S NFL REGULAR SEASON RUSHING/RECEIVING STATISTICS													
DATE	TEAM	GP	GS	RECEIVING					RUSHING				
				NO.	YDS.	AVG.	LG	TD	NO.	YDS.	AVG.	LG	TD
2019	Browns	9	5	5	51	10.2	21	1	0	0	0.0	0	0
2020	Browns	16	2	1	11	11.0	11	0	0	0	0.0	0	0
2021	Browns	0	0	0	0	0.0	0	0	0	0	0.0	0	0
2023	Bears	1	0	0	0	0.0	0	0	0	0	0.0	0	0
2024	Bears	0	0	0	0	0.0	0	0	0	0	0.0	0	0
NFL TOTALS		26	7	6	62	10.3	21	1	0	0	0.0	0	0

STEPHEN CARLSON'S NFL POSTSEASON RUSHING/RECEIVING STATISTICS													
DATE	TEAM	GP	GS	RECEIVING					RUSHING				
				NO.	YDS.	AVG.	LG	TD	NO.	YDS.	AVG.	LG	TD
2020	Browns	2	0	0	0	0.0	0	0	0	0	0.0	0	0
NFL TOTALS		2	0	0	0	0.0	0	0	0	0	0.0	0	0

STEPHEN CARLSON'S NFL REGULAR SEASON RETURN STATISTICS

KICKOFF RETURNS							PUNT RETURNS						
DATE	TEAM	RET.	YDS.	AVG.	LG	TD	NO.	FC	YDS.	AVG.	LG	TD	
2019	Browns	1	3	3.0	3	0	0	0	0	0.0	0	0	
2020	Browns	0	0	0.0	0	0	0	0	0	0.0	0	0	
2021	Browns	0	0	0.0	0	0	0	0	0	0.0	0	0	
2023	Bears	0	0	0.0	0	0	0	0	0	0.0	0	0	
2024	Bears	0	0	0.0	0	0	0	0	0	0.0	0	0	
NFL TOTALS		1	3	3.0	3	0	0	0	0	0.0	0	0	

STEPHEN CARLSON'S NFL POSTSEASON RETURN STATISTICS

KICKOFF RETURNS							PUNT RETURNS					
DATE	TEAM	RET.	YDS.	AVG.	LG	TD	NO.	FC	YDS.	AVG.	LG	TD
2020	Browns	0	0	0.0	0	0	0	0	0	0.0	0	0
NFL TOTALS		0	0	0.0	0	0	0	0	0	0.0	0	0

SINGLE-GAME HIGHS: RUSHING/RECEIVING


**Receptions**  
**Recelving Yards**  
**Longest Receptions**  
**Recelving TDs**  
**All-Purpose Yards**  
**Kickoff Returns**

2 at Pittsburgh Steelers, Dec 01, 2019  
28 at Pittsburgh Steelers, Dec 01, 2019  
21 at Pittsburgh Steelers, Dec 01, 2019  
1 vs. Pittsburgh Steelers, Nov 14, 2019  
28 at Pittsburgh Steelers, Dec 01, 2019  
1 vs. Miami Dolphins, Nov 24, 2019

**Kickoff Return Yards**  
**Longest Kickoff Return**  
**Special Teams Tackles**  
**Most TDs**  
**Scrimmage Yards**

3 vs. Miami Dolphins, Nov 24, 2019  
3 vs. Miami Dolphins, Nov 24, 2019  
3 at Dallas Cowboys, Oct 04, 2020  
1 vs. Pittsburgh Steelers, Nov 14, 2019  
28 at Pittsburgh Steelers, Dec 01, 2019





Alex  
**COOK**

37

Ht: 6-0  
DOB: 5/21/99  
Bears Season: 1  
Acquired: FA-'25 (NYG)

Wt: 204  
College: Washington  
NFL Season: 2

**DEFENSIVE BACK**

**PRO CAREER:** Joined the Bears as a reserve/future signing in January 2025...Enters his third season in an NFL organization...Has spent time with the New York Giants and Carolina Panthers organizations...Has played in 10 career games with two starts, all for the Panthers in 2023...Originally entered the NFL as an undrafted free agent with the Giants in 2023.

**2024 SEASON (PANTHERS/GIANTS):** Spent parts of the season on the Panthers and Giants practice squads.

**2023 SEASON (GIANTS/PANTHERS):** Started the season on the Giants practice squad before being signed to the Panthers active roster going into Week 7...Played 10 games including two starts for the Panthers.

**TRANSACTIONS:**

- 05/05/2023: Signed/UDFA with the Giants
- 08/29/2023: Released by the Giants
- 08/30/2023: Signed to Giants practice squad
- 10/17/2023: Signed with the Panthers
- 08/27/2024: Released by the Panthers
- 08/28/2024: Signed to Panthers practice squad
- 08/30/2024: Released from Panthers practice squad
- 09/24/2024: Signed to Panthers practice squad
- 10/08/2024: Released from Panthers practice squad
- 11/06/2024: Signed to Panthers practice squad
- 12/03/2024: Released from Panthers practice squad
- 12/26/2024: Signed to Panthers practice squad
- 01/13/2024: Released from Panthers practice squad
- 01/22/2025: Signed reserve/future contract with the Bears


**COLLEGE:** Played in 53 games with 26 starts in 5 seasons with the Huskies...Totals included 139 tackles (93 solo), 4.5 stops for loss, one interception and 3 passes defended...In 2022, started all 13 games and was selected 2nd-team All-Pac-12...Voted a team captain...Won the Guy Flaherty Most Inspirational Award, the team's oldest and most prestigious honor...Also won the Defensive Skill Player of Year, the Chuck Niemi Big Hit Award, and the Starving Dawg Award (for his work in the weight room)...Led Washington with a career-high 82 tackles (56 solo), including 3.5 for loss...Collected a career-high 11 tackles at UCLA...Had 5 tackles and one pass break-up in the Alamo Bowl win over Texas...In 2021, played in 11 games with 9 starts and recorded 46 tackles (32 solo)...Won the Earle T. Giant Tough Husky Award...Redshirted in 2017...As a senior at Sheldon High School in 2016, named Sacramento Bee All-Metro...Had 26 catches for 609 yards (23.4-yard avg. and 8 touchdown, rushed for 369 yards and 3 scores on 39 carries and was credited with 92 tackles...Also returned kickoffs and punts.

**PERSONAL:** Named first-team Sacramento Bee All-Metro as a defensive back in 2016...Huskies went 8-4 and advanced to the quarterfinals of the CIF Sac-Joaquin Section Division I playoffs as a senior in 2016...made 26 catches for 609 yards (a 23.4-yard average) and eight TDs and also rushed for 369 yards and three scores on just 39 carries as a senior...credited with 92 total tackles and also returned kicks and punts for Sheldon...as a junior, caught 46 passes for 703 yards and seven TDs while recording 48 tackles...PrepStar All-West Region...named to the Tacoma News-Tribune's Western 100...listed as the No. 220 overall prospect and No. 32 receiver in the nation by scout.com...played for coach Joe Cattolico as a senior.

ALEX COOK'S NFL REGULAR SEASON DEFENSIVE STATISTICS																													
DATE	TEAM	GP	GS	TACKLES								INTERCEPTIONS				O. FUMB				ST				MISC				S	A
				TK	S	A	TFL	YDS	SK	YDS	QBH	NO	YDS	LG	TD	PD	FF	FR	TD	YDS	TK	S	A	FF	FR	S	A		
2023	Giants	0	0	0	0	0	0	0	0.0	0.0	0	0	0	0	0	0	0	0	0	0	0	0	0	0	0	0	0	0	0
Went from N.Y. Giants to Carolina																													
2023	Panthers	10	4	9	5	4	1	0	0.0	0.0	0	0	0	0	0	0	0	0	0	0	2	1	1	0	0	0	0	0	0
2023	TOTAL	10	4	9	5	4	1	0	0.0	0.0	0	0	0	0	0	0	0	0	0	0	2	1	1	0	0	0	0	0	0
2024	Panthers	0	0	0	0	0	0	0	0.0	0.0	0	0	0	0	0	0	0	0	0	0	0	0	0	0	0	0	0	0	0
NFL TOTALS		10	4	9	5	4	1	0	0.0	0.0	0	0	0	0	0	0	0	0	0	0	2	1	1	0	0	0	0	0	0

SINGLE-GAME HIGHS: DEFENSIVE

Total Tackles	7 vs. Indianapolis Colts, Nov 05, 2023	Tackles For Loss	1 vs. Indianapolis Colts, Nov 05, 2023
Solo Tackles	3 vs. Indianapolis Colts, Nov 05, 2023		



Drew  
**DALMAN**

52

Ht: 6-3  
DOB: 10/15/98  
Bears Season: 1  
Acquired: UFA-'25 (Atl.)

Wt: 301  
College: Stanford  
NFL Season: 5

**OFFENSIVE LINEMAN**

**PRO CAREER:** Enters his fifth season in the NFL and first with Chicago...Has played in 57 career games (40 starts) with the Atlanta Falcons (2021-24)...Originally entered the NFL as a fourth-round pick (114<sup>th</sup> overall) of the Falcons in the 2021 NFL Draft.

**2024 (FALCONS):** Played in and started nine games at center...Missed eight games after sustaining an injury in Week 3 before returning in Week 13 and starting the remainder of the Falcons games.

**2023 (FALCONS):** Played in and started 14 games at center. Helped a Falcons offense that ranked top-10 in rushing in the NFL (127.0 rush YPG).

**2022 (FALCONS):** Started all 17 games at center...Helped a Falcons offense that ranked third in rushing in the NFL (159.9 rush YPG).

**2021 (FALCONS):** Played in all 17 games as a rookie, primarily on special teams.

**TRANSACTIONS**  
**06/07/2021:** Signed/draft choice to the Falcons  
**03/13/2025:** Signed/UFA with the Bears

**COLLEGE:** Played four seasons (2017-20) at Stanford University...Started 22-of-25 games (20 at center, two at guard) over four years for the Cardinal...Did not allow a single pressure as a senior...Earned first-team All-Pac 12 honors as a senior and was named team captain...Started all 12 games at center as a junior in 2019 and was named second-team All-Pac 12...Appeared in seven games (four starts) as a sophomore in 2018, earned Pac-12 All-Academic first-team honors.

**PERSONAL:** Prepped at Palma (Calif.) under head coach Jeff Carnazzo...Nation's third-best center by PrepStar, sixth by 247Sports, seventh by Scout, eighth by Rivals, ninth by ESPN...California's 43rd-best recruit by 247Sports, 44th by PrepStar, 50th by ESPN, 53rd by Scout...Three-time all-league and all-county...2016 Monterey Herald Defensive Player of the Year...2016 Monterey Bay League Gabilan Division Player of the Year...2016 Blue Gray All-America game...Led team to three league titles...Led team to first-ever CIF Northern California Division 4-AA appearance...Also competed in track and field.

DREW DALMAN'S NFL REGULAR SEASON STATISTICS			
DATE	TEAM	GP	GS
2021	Falcons	17	0
2022	Falcons	17	17
2023	Falcons	14	14
2024	Falcons	9	9
NFL TOTALS		57	40



Scott  
**DALY**  
(DAY-lee)

**46**

**LONG SNAPPER**

Ht: 6-2  
DOB: 2/7/94  
Bears Season: 2  
Acquired: FA-'24

Wt: 245  
College: Notre Dame  
NFL Season: 4

**PRO CAREER:** Returns to Chicago for his second season with the organization...Signed with the Detroit Lions as a free agent in 2021 after spending the 2018 offseason with the Dallas Cowboys...He had stints with the AAF and XFL before signing with Detroit.

**2024 SEASON (LIONS/BEARS):** Joined the Bears on August 29th after spending training camp with the Lions...Served as the team's long snapper in all 17 games this season...Missed part of the team's Week 6 game when he exited due to injury.

**2023 SEASON (LIONS):** Served as the long snapper for the first eight games of the season...Missed the remainder of the season with a knee injury.

**2022 SEASON (LIONS):** Served as the long snapper in all 17 regular season games...Had two fumble recoveries.

**2021 SEASON (LIONS):** Served as the long snapper in all 17 games regular season games.

**TRANSACTIONS**

**04/16/2018:** Signed with the Dallas Cowboys as an undrafted free agent

**09/01/2018:** Waived by the Cowboys

**05/04/2021:** Signed by the Lions as a free agent

**03/09/2022:** Re-signed by the Lions

**03/30/2022:** Re-signed by the Lions

**03/15/2024:** Re-signed by the Lions

**08/27/2024:** Cut by Lions

**08/29/2024:** Signed with Bears practice squad

**09/14/2024:** Signed to the Bears active roster

**03/17/2025:** Re-signed with Bears

**COLLEGE:** Spent three seasons (2012-15) at Notre Dame and handled snapping responsibilities in all 39 games in which he appeared...In 2015 was perfect on 126 snapping opportunities including 52 extra points, 17 field goals and 57 punts...Recovered a fumble on a muffed punt at the 4-yard line against Boston College (Nov. 21)...In 2014 snapped for all 52 PATs, 24 field goal attempts and 51 punts...In 2013 served as long snapper in all 13 games and recorded two special teams tackles on the year...In 2012 did not see game action.

**PERSONAL:** Attended Downers Grove (Ill.) South High School and won the first Herbalife 24 Chris Rubio Award as the top high school long snapper in the nation in 2011...Played tight end and handled all long-snapping duties in high school, helping the team to a 10-2 record as a senior...Owns a black belt in taekwondo...Majored in management consulting.

SCOTT DALY'S NFL REGULAR SEASON STATISTICS

DATE	TEAM	GP
2018	Cowboys	0
2021	Lions	17
2022	Lions	17
2023	Lions	8
2024	Bears	17
NFL TOTALS		59

SCOTT DALY'S NFL POSTSEASON STATISTICS

DATE	TEAM	GP
2018	Cowboys	0
2023	Lions	0
NFL TOTALS		0



Gervon

DEXTER SR.

(JER-vahn)

99

Ht: 6-6  
DOB: 10/5/00  
Bears Season: 3  
Acquired: D2a-'23

Wt: 326  
College: Florida  
NFL Season: 3

DEFENSIVE LINEMAN

**PRO CAREER:** Entering his third season with Chicago, he was drafted by the Bears in the 2nd Round of the 2023 NFL Draft (No. 53 overall)...Has recorded 71 tackles (36 solo) with 31 quarterback hits, 7.5 sacks and three passes defended in career.

**2024 SEASON (BEARS):** Appeared and started in 15 games...Recorded 51 tackles (23 solo), five sacks, 18 quarterback hits, four tackles for loss and two fumble recoveries on the season...With a sack in Week 5, Dexter became the first Bears defensive lineman to have a sack in four of the club's first five games of a single season since 2021 (Khalil Mack) and the first interior defensive lineman to reach at least four sacks through the Bears' first five games of a single season since 2019 (Nick Williams).

**2023 SEASON (BEARS):** Started in his NFL Debut in Week 1 against the Packers...Appeared in all 17 games with one start...Recorded 20 tackles (13 solo) with 10 quarterback hits, 2.5 sacks and two passes defended...Was one of three rookies to start Week 1 for the Bears...Recorded two quarterback hits in Week 11 at Detroit...Recorded his first career sack Week 14 vs. the Lions...Notched 10th quarterback hit of season in Week 16 against Arizona...Logged 1.5 sacks against the Falcons, setting a new career-high.

**TRANSACTIONS:**  
**04/28/2023:** Drafted by the Chicago Bears in the second round of the 2023 draft

**COLLEGE:** Finished his career with 125 total tackles (46 solo), 9.5 tackles for loss, 4.5 sacks, two passes deflected and fumble recoveries in 38 games played...During his junior season in 2022, started at defensive tackle in all thirteen games...Finished the season with 55 tackles, four tackles for loss, four quarterback hurries, 2.0 sacks, one interception, and a pass breakup.

**PERSONAL:** Attended Lake Wales High School (Fla.)...Invited to play in the 2020 Under Armour All-America Game...Totaled 103 tackles, 18 sacks (his 15 during the 10-game regular season were tied for the state lead), 35 tackles for loss, and seven forced fumbles as a senior in 2019...Led Lake Wales Senior High to the 2019 FHSAA Class 5A Regional Finals and a 12-1 record...Had three games of 3-plus sacks, and three games with multiple forced fumbles in 2019...Tallied nine sacks, 18 tackles for loss and seven forced fumbles as a Junior...Also played varsity basketball (started as a freshman for Lake Wales) and qualified for the 2019 FHSAA Class 2A State Track & Field Championships in the discus throw.

GERVON DEXTER SR.'S NFL REGULAR SEASON DEFENSIVE STATISTICS																											
		TACKLES										INTERCEPTIONS				O. FUMB				ST				MISC			
DATE	TEAM	GP	GS	TK	S	A	TFL	YDS	SK	YDS	QBH	NO	YDS	LG	TD	PD	FF	FR	TD	YDS	TK	S	A	FF	FR	S	A
2023	Bears	17	1	20	13	7	0	0	2.5	11.0	12	0	0	0	0	2	0	0	0	0	0	0	0	0	0	0	0
2024	Bears	15	15	51	23	28	4	32	5.0	37.0	19	0	0	0	0	1	0	2	0	0	0	0	0	0	0	0	0
NFL TOTALS		32	16	71	36	35	4	32	7.5	48.0	31	0	0	0	0	3	0	2	0	0	0	0	0	0	0	0	0

SINGLE-GAME HIGHS: DEFENSIVE			
Total Tackles	7 at Detroit Lions, Nov 28, 2024	Passes Defended	1 vs. Minnesota Vikings, Nov 24, 2024
	4 at Washington Commanders, Oct 27, 2024		...2 more at 1.
Solo Tackles	...1 more at 4.	Fumble Recoveries	1 at Detroit Lions, Nov 28, 2024
Sacks	1.5 vs. Atlanta Falcons, Dec 31, 2023		...1 more at 1.
		Tackles For Loss	1 at Detroit Lions, Nov 28, 2024
			...3 more at 1.



Devin

DUVERNAY

(Doo-ver-nay)

12

Ht: 5-11  
DOB: 9/12/97  
Bears Season: 1  
Acquired: UFA-'25 (Iax.)

Wt: 202  
College: Texas  
NFL Season: 6

WIDE RECEIVER

**PRO CAREER:** Entering his sixth season in the NFL and first with Chicago in 2025...Has played in 72 career games (25 starts) spending time with the Baltimore Ravens (2020-23) and Jacksonville Jaguars (2024) prior to Chicago...Has accumulated 977 receiving yards on 105 receptions with five touchdowns through the air, along with 31 rushing attempts for 222 yards and a touchdown...As a returner, has 88 punt returns for 1,053 yards (12.0 avg.) and has taken back 87 kickoffs for 2,162 yards (24.9 avg.) with two touchdowns...A two time Pro-Bowl Selection and 2021 AP First-Team All-Pro honoree as a return specialist.

**HONORS:**  
**2021:** Pro Bowl Selection; AP First-Team All-Pro  
**2022:** Pro Bowl Selection

**2024 SEASON (JAGUARS):** Played in 13 games (one start)...Had 11 receptions for 79 yards...Returned 19 punts for 167 yards (8.8 avg.) and 14 kickoffs for 351 yards (25.1).

**2023 SEASON (RAVENS):** Played in 13 games (one start) during the regular season...Served as the primary returner taking back 23 punts for 290 yards (12.6 avg.) and nine kickoffs for 174 yards (19.3 avg.)...Played in both post season games helping the Ravens reach their first AFC Championship game since 2012...Contributed in the return game with three punt returns for 32 yards and a pair of kickoff returns for 53 yards.

**2022 SEASON (RAVENS):** Played in 14 games with 13 starts...Set career highs with 37 receptions, 407 receiving yards and three receiving touchdowns along with 12 rushes for 84 yards and a touchdown on the ground...Returned 16 punts for 190 yards for a 11.9 average, fifth best among returners with at least 15 punt returns...Also returned 15 kickoffs for 383 yards and a 25.5 average ranking 10th in the NFL among all players with at least 15 kickoffs...In Week 2, returned the opening kickoff 103 yards, the second longest kickoff return of the year in the NFL and tied for the fourth longest in franchise history...Earned a spot on the AFC Pro-Bowl roster as a return specialist.

**2021 SEASON (RAVENS):** Played in all 16 games (seven starts)...Had 33 receptions for 272 yards and a pair of touchdowns...Led all qualified NFL returners with a 13.8 punt return average on 26 returns (360 yards)...Had 28 kickoff returns for 676 yards, giving him an average of 24.1 yards, seventh best among qualified returners...Earned AP First-Team All-Pro honors as a punt returner and was named to the AFC Pro Bowl team as a return specialist.

**2020 SEASON (RAVENS):** Played in all 16 regular seasons games as a rookie (three starts)...Had 20 receptions for 201 yards and four rushing attempts for 70 yards...Also contributed in the return game, had 21 kickoff returns for 578 yards (27.5 avg.) including a 93 yard return touchdown...Played in both playoff games.

**TRANSACTIONS:**  
**07/22/2020:** Signed/Draft Choice to the Ravens  
**03/13/2024:** Signed/UFA with Jaguars  
**03/07/2025:** Released by the Jaguars  
**03/19/2025:** Signed/UFA with the Bears

**COLLEGE:** Prepped collegiately at Texas (2016-19) finishing his college career with 176 receptions for 2,468 yards (14.0 avg.) and 16 touchdowns in 52 games (30 starts)...Named to the All-Big 12 First Team and was honorable mention as Big 12 Offensive Player of the Year in 2019...Added to the midseason watch list for the Biletnikoff Award in 2019...As a senior, became the 10th 2,000 yard receiver in Longhorns' history.

**PERSONAL:** At Sachse High School (Texas) was an All-American, two-time all-state and three-time all-district honoree...Over his last three seasons, compiled 170 receptions for 2,906 yards (17.1 avg.) and 36 touchdowns, along with 105 rushes for 1,077 yards (10.3 avg.) and 11 touchdowns with two kickoff return touchdowns...Named first-team 6A All-State by the Associated Press and Texas Sports Writers Association in 2015...Tabbed first-team All-District 11-6A.

DEVIN DUVERNAY'S NFL REGULAR SEASON RUSHING/RECEIVING STATISTICS													
RECEIVING									RUSHING				
DATE	TEAM	GP	GS	NO.	YDS.	AVG.	LG	TD	NO.	YDS.	AVG.	LG	TD
2020	Ravens	16	3	20	201	10.1	39	0	4	70	17.5	42	0
2021	Ravens	16	7	33	272	8.2	21	2	7	50	7.1	19	0
2022	Ravens	14	13	37	407	11.0	31	3	12	84	7.0	18	1
2023	Ravens	13	1	4	18	4.5	10	0	4	15	3.8	8	0
2024	Jaguars	13	1	11	79	7.2	28	0	4	3	0.8	4	0
NFL TOTALS		72	25	105	977	9.3	39	5	31	222	7.2	42	1

DEVIN DUVERNAY'S NFL POSTSEASON RUSHING/RECEIVING STATISTICS

RECEIVING										RUSHING				
DATE	TEAM	GP	GS	NO.	YDS.	AVG.	LG	TD		NO.	YDS.	AVG.	LG	TD
2020	Ravens	2	0	0	0	0.0	0	0		0	0	0.0	0	0
2022	Ravens	0	0	0	0	0.0	0	0		0	0	0.0	0	0
2023	Ravens	2	0	0	0	0.0	0	0		0	0	0.0	0	0
NFL TOTALS		4	0	0	0	0.0	0	0		0	0	0.0	0	0

DEVIN DUVERNAY'S NFL REGULAR SEASON RETURN STATISTICS

KICKOFF RETURNS							PUNT RETURNS						
DATE	TEAM	RET.	YDS.	AVG.	LG	TD	NO.	FC	YDS.	AVG.	LG	TD	
2020	Ravens	21	578	27.5	93t	1	4	2	46	11.5	19	0	
2021	Ravens	28	676	24.1	47	0	26	24	360	13.8	42	0	
2022	Ravens	15	383	25.5	103t	1	16	18	190	11.9	46	0	
2023	Ravens	9	174	19.3	28	0	23	20	290	12.6	70	0	
2024	Jaguars	14	351	25.1	34	0	19	16	167	8.8	53	0	
NFL TOTALS		87	2,162	24.9	103T	2	88	80	1,053	12.0	70	0	

DEVIN DUVERNAY'S NFL POSTSEASON RETURN STATISTICS

KICKOFF RETURNS							PUNT RETURNS						
DATE	TEAM	RET.	YDS.	AVG.	LG	TD	NO.	FC	YDS.	AVG.	LG	TD	
2020	Ravens	1	20	20.0	20	0	0	4	0	0.0	0	0	
2022	Ravens	0	0	0.0	0	0	0	0	0	0.0	0	0	
2023	Ravens	2	53	26.5	37	0	3	2	32	10.7	21	0	
NFL TOTALS		3	73	24.3	37	0	3	6	32	10.7	21	0	

SINGLE-GAME HIGHS: RUSHING/RECEIVING

Rush Attempts

3 at Cincinnati Bengals, Sep 17, 2023  
...1 more at 3.

Rushing Yards

42 vs. Cincinnati Bengals, Oct 11, 2020

Longest Runs

42 vs. Cincinnati Bengals, Oct 11, 2020

Rushing TDs

1 at Tampa Bay Buccaneers, Oct 27, 2022

Receptions

6 vs. Denver Broncos, Dec 04, 2022

Receiving Yards

54 vs. Cincinnati Bengals, Oct 09, 2022  
...1 more at 54.

Receiving Average

15.0 at New England Patriots, Nov 15, 2020

Longest Receptions

39 vs. Pittsburgh Steelers, Nov 01, 2020

Receiving TDs

2 at New York Jets, Sep 11, 2022

All-Purpose Yards

163 at Tampa Bay Buccaneers, Oct 27, 2022

Kickoff Returns

5 vs. Pittsburgh Steelers, Jan 09, 2022

Kickoff Return Yards

119 vs. Kansas City Chiefs, Sep 28, 2020

Longest Kickoff Return

103t vs. Miami Dolphins, Sep 18, 2022

Kickoff Return TDs

Fair Catches

Punt Return Yards

Longest Punt Return

Punt Returns

Punt Return Average

Kickoff Return Average

Special Teams Tackles

Most TDs

Miscellaneous Tackles

Longest Own Fumble Return

Scrimmage Yards

1 vs. Miami Dolphins, Sep 18, 2022

...1 more at 1.

5 vs. Pittsburgh Steelers, Jan 09, 2022

91 at Tennessee Titans, Oct 15, 2023

70 at Tennessee Titans, Oct 15, 2023

4 at Las Vegas Raiders, Dec 22, 2024

...2 more at 4.

30.3 at Tennessee Titans, Oct 15, 2023

26.3 vs. Green Bay Packers, Dec 19, 2021

1 vs. Detroit Lions, Oct 22, 2023

...1 more at 1.

2 at New York Jets, Sep 11, 2022

1 vs. Tennessee Titans, Nov 22, 2020

12 vs. Cincinnati Bengals, Oct 09, 2022

78 vs. Cincinnati Bengals, Oct 09, 2022

SINGLE-GAME HIGHS - POSTSEASON: RUSHING/RECEIVING

All-Purpose Yards

64 vs. Houston Texans, Jan 20, 2024

Kickoff Returns

2 vs. Houston Texans, Jan 20, 2024

Kickoff Return Yards

53 vs. Houston Texans, Jan 20, 2024

Longest Kickoff Return

37 vs. Houston Texans, Jan 20, 2024

Fair Catches

3 at Tennessee Titans, Jan 10, 2021

Punt Return Yards

21 vs. Kansas City Chiefs, Jan 28, 2024

Longest Punt Return

21 vs. Kansas City Chiefs, Jan 28, 2024

Punt Returns

2 vs. Kansas City Chiefs, Jan 28, 2024

Special Teams Tackles

1 at Tennessee Titans, Jan 10, 2021



Tremaine

# EDMUNDS

**49**

**LINEBACKER**

Ht: 6-4  
DOB: 5/2/98  
Bears Season: 3  
Acquired: UFA-'23 (Buf.)

Wt: 251  
College: Virginia Tech  
NFL Season: 8

**PRO CAREER:** Enters his eighth season in the NFL in 2024 and third with the Bears...Originally selected in the first round (16th overall) of the 2018 NFL Draft...Has started in all 106 games he has played in, recording 789 tackles (488 solo), 7.5 sacks, 10 interceptions, 49 passes defended, 21 quarterback hits, four forced fumbles, one fumble recovery and 40 tackles for loss...Has recorded 100+ tackles in every season played...He is also the youngest player in NFL history to reach 100 career games played.

**2024 SEASON (BEARS):** Competed and started in all 17 games...Recorded 110 tackles (60 solo) on the season along with one interception, eight passes defended, three quarterback hits, three tackles for loss and a forced fumble...With an appearance in Week 12's game against the Vikings, he became the youngest player in NFL history to reach 100 career games...During the Week 2 game against the Texans became the first Bears defender to register at least eight tackles and one sack since 2020...Recorded his 10th career interception during Week 3 game against the Colts...Since entering the NFL in 2017, Edmunds' 10 interceptions are tied for the second-most among all active linebackers.

**2023 SEASON (BEARS):** Started all 15 games appeared in...Recorded 113 tackles (69 solo) with five tackles for loss, four interceptions, seven passes defended, one forced fumble and one fumble recovery...Ranked second on team in tackles...Recorded his 600th career tackle in Week 4 against the Broncos...Notched at least six tackles in eleven games played...Recorded takeaways in back-to-back weeks (6-7) with a fumble recovery against the Vikings and an interception against the Raiders...Against the Lions in Week 14, intercepted Goff for his third interception of the season...Against the Browns in Week 15, Edmunds picked off QB Joe Flacco returning it 45-yards for a touchdown, the first of career...Finished the contest with nine tackles, one interception and one pass defended...Notched 100th tackle of the season against Falcons, finishing the contest with five tackles (four solo) and one pass defended - shared the lead in tackles for the Bears...Logged nine tackles (seven solo) in Week 18 at Green Bay.

**2022 SEASON (BILLS):** Made 13 starts for a 13-3 Buffalo Bills team that reached the Divisional playoffs...Logged 102 tackles (66 solo), 1.0 sack, one interception and six tackles for loss.

**2021 SEASON (BILLS):** Started in all 15 games played...Logged 108 tackles (70 solo), seven tackles for loss, one interception, four passes defended, one quarterback hurry.

**2020 SEASON (BILLS):** Started in all 15 games played...Logged 119 tackles (77 solo), 2.0 sacks, three passes defended, three quarterback hurries and four tackles for loss.

**2019 SEASON (BILLS):** Started in all 16 games played...Logged 115 tackles (66 solo), one interception, nine passes defended, four quarterback hurries and 10 tackles for loss...Became first player in NFL history with two 100+ tackle seasons before the age of 21.

**2018 SEASON (BILLS):** Started in all 15 games played...Logged 121 tackles (80 solo), seven quarterback hurries, five tackles for loss, 2.0 sacks, two interceptions, 12 passes defended and two forced fumbles.

**POSTSEASON:** Through four seasons in Buffalo, made eight playoff starts (4-4), including three divisional games and one AFC Championship appearance...Has 71 postseason tackles (49 solo), 1.0 sack, two tackles for loss and a fumble recovery.

**TRANSACTIONS:**  
**05/12/2018:** Signed/draft choice with the Buffalo Bills (four-year contract through 2021)  
**05/03/2021:** Bills exercise option (Fifth-year option on rookie contract)  
**03/15/2023:** Signed by Bears (four-year contract through 2026)

**COLLEGE:** Earned Third Team, All-America honors by the Associated Press in 2017 and was a finalist for the Butkus Award (nation's top linebacker)...Posted 109 tackles, 5.5 sacks, 14 tackles for a loss and three forced fumbles in his junior season...Totalled 226 tackles in his college career, including 35 tackles for a loss...Become first teenager drafted in the NFL since Amobi Okoye by Houston in 2007.

**PERSONAL:** Attended Dan River High School (Va)...A member of the All-Atlantic Region Team by SuperPrep...Missed part of his senior season with an injury...Still was named first-team all-state for the Class 2A level by both the VHSL and VirginiaPreps...A 2014 American Family Insurance All-USA Virginia Football Team selection...Named first-team All-Conference 37 as a senior as both a linebacker and tight end, earning Defensive Back of the Year honors...Recorded 120 tackles his junior season with 17 tackles for a loss and four sacks...Also had two interceptions, two blocked kicks, a forced fumble and a recovered fumble as he earned Conference 37 Defensive Back of the Year honors...Born in Danville, Va...Son of Ferrell, Jr. and Felicia Edmunds...Father played seven years in the NFL (Miami and Seattle) and was a two-time Pro Bowler...His older brother, Terrell, is also an NFL player.

TREMAINE EDMUNDS' NFL REGULAR SEASON DEFENSIVE STATISTICS																						
DATE	TEAM	GP	GS	TK	TACKLES							INTERCEPTIONS				O. FUMB			ST			MISC
					S	A	TFL	YDS	SK	YDS	OBH	NO	YDS	LG	TD	PD	FF	FR	TD	YDS	TK	S
2018	Bills	15	15	121	80	41	5	16	2.0	4.0	7	2	19	17	0	12	2	0	0	0	0	0
2019	Bills	16	16	115	66	49	10	25	1.5	11.5	4	1	0	0	0	9	0	0	0	0	0	0
2020	Bills	15	15	119	77	42	4	14	2.0	11.0	3	0	0	0	0	3	0	0	0	0	0	0
2021	Bills	15	15	108	70	38	7	9	0.0	0.0	1	1	4	4	0	4	0	0	0	0	0	0
2022	Bills	13	13	102	66	36	6	17	1.0	8.0	3	1	4	4	0	7	0	0	0	0	0	0
2023	Bears	15	15	114	69	45	5	7	0.0	0.0	0	4	61	45t	1	7	1	1	0	0	0	0
2024	Bears	17	17	110	60	50	3	9	1.0	7.0	3	1	0	0	0	8	1	0	0	0	0	0
NFL TOTALS		106	106	789	488	301	40	97	7.5	41.5	21	10	88	45t	1	50	4	1	0	0	0	0

TREMAINE EDMUNDS' NFL POSTSEASON DEFENSIVE STATISTICS

DATE	TEAM	GP	GS	TACKLES										INTERCEPTIONS				O. FUMB				ST				MISC	
				TK	S	A	TFL	YDS	SK	YDS	QBH	NO	YDS	LG	TD	PD	FF	FR	TD	YDS	TK	S	A	FF	FR	S	A
2019	Bills	1	1	12	8	4	1	7	1.0	7.0	2	0	0	0	0	0	0	1	0	0	0	0	0	0	0	0	0
2020	Bills	3	3	25	14	11	0	0	0.0	0.0	2	0	0	0	0	3	0	0	0	0	0	0	0	0	0	0	0
2021	Bills	2	2	17	13	4	0	0	0.0	0.0	1	0	0	0	0	0	0	0	0	0	0	0	0	0	0	0	0
2022	Bills	2	2	17	14	3	1	3	0.0	0.0	0	0	0	0	0	5	0	0	0	0	0	0	0	0	0	0	0
NFL TOTALS		8	8	71	49	22	2	10	1.0	7.0	5	0	0	0	0	8	0	1	0	0	0	0	0	0	0	0	0

SINGLE-GAME HIGHS: DEFENSIVE

**Total Tackles** 16 vs. Green Bay Packers, Oct 30, 2022  
**Solo Tackles** 13 vs. Green Bay Packers, Oct 30, 2022  
**Sacks** 1.0 at Houston Texans, Sep 15, 2024  
...6 more at 1.0.  
**Passes Defensed** 3 vs. New England Patriots, Jan 08, 2023  
**Forced Fumbles** 1 vs. Carolina Panthers, Oct 06, 2024  
...3 more at 1.


**Fumble Recoveries** 1 vs. Minnesota Vikings, Oct 15, 2023  
**Tackles For Loss** 2 vs. Green Bay Packers, Sep 10, 2023  
...6 more at 2.  
**Interceptions** 1 at Indianapolis Colts, Sep 22, 2024  
...9 more at 1.  
**Interception Return Yards** 17 vs. Miami Dolphins, Dec 30, 2018  
**Safeties** 1 at Cleveland Browns, Nov 10, 2019

SINGLE-GAME HIGHS - POSTSEASON: DEFENSIVE

**Total Tackles** 12 vs. Cincinnati Bengals, Jan 22, 2023  
...1 more at 12.  
**Solo Tackles** 10 vs. Cincinnati Bengals, Jan 22, 2023  
**Sacks** 1.0 at Houston Texans, Jan 04, 2020

**Passes Defensed** 4 vs. Miami Dolphins, Jan 15, 2023  
**Fumble Recoveries** 1 at Houston Texans, Jan 04, 2020  
**Tackles For Loss** 1 vs. Miami Dolphins, Jan 15, 2023  
...1 more at 1.





T.J.  
**EDWARDS**

**53**

Ht: 6-0  
DOB: 8/12/96  
Bears Season: 3  
Acquired: UFA-'23 (Phi.)

Wt: 228  
College: Wisconsin  
NFL Season: 7

**LINEBACKER**

**PRO CAREER:** Enters his seventh season in NFL and third in Chicago in 2025...Spent first four NFL seasons with the Philadelphia Eagles after signing as an undrafted free agent out of the University of Wisconsin in 2019...Has appeared in 95 games, making 81 starts with 652 total tackles (375 solo), 40 tackles for loss, 23 quarterback hits, 23 passes defended, 10.5 sacks, four forced fumbles, five fumble recoveries and six interceptions.

**2024 SEASON (BEARS):** Started in all 17 games...Recorded 129 tackles (79 solo) on the season. Has also recorded 12 tackles for loss, one forced fumble, one fumble recovery, and one interception on the season...Against the Titans in Week 1, tied a single-game career-high in tackles (15) and was tied for first in the league in tackles.

**2023 SEASON (BEARS):** Started all 17 games...Led the team with 153 tackles (90 solo), 2.5 sacks, eight tackles for loss, eight quarterback hits, one forced fumble, two fumble recoveries and three interceptions...Finished the 2023 regular season ranked seventh the NFL in total tackles...Logged first sack of season in Week 5 against the Commanders and first forced fumble of the season in Week 6 against the Vikings...Was Bears top-graded player in Week 6 per PFF (91.0)...Reached 250-career solo tackles and 450 total tackles in Week 8...Finished the game with 13 tackles (nine solo), two tackles for loss and one fumble recovery...Tallied 25th tackle for loss of career in Week 9...Recorded 100th tackle of the season in Week 10...Recorded second interception of season in Week 12...Set career-high for interceptions in a single-season (2)...In Week 14, recovered a Lions fumbled snap late in the third quarter, setting up a Bears touchdown...Also logged four tackles (three solo), one tackle for loss, one interception and one pass defended...Against Cleveland in Week 15, notched six tackles, 0.5 sacks, two passes defended and one QBH...Picked off a Taylor Heinicke pass in Week 17 for third interception of the season and fifth of career, this was also 20th pass defended on his career...Led the team with 10 tackles (seven solo) in Week 18 at Green Bay...Winner of the Brian Piccolo Award, presented to one rookie and one veteran who best exemplifies the courage, loyalty, teamwork, dedication and sense of humor of the late Bears running back.

**2022 SEASON (EAGLES):** Started in all 17 games for the Eagles and led the team with 159 total tackles...Added 10 tackles for loss, seven passes defended, 2.0 sacks and one fumble recovery...159 tackles were tied for the sixth-most in the NFL last season and stand as the second-most recorded in a single season in Eagles franchise history, trailing Bryon Evans' 175 total tackles recorded in 1992...Made three postseason starts for the Eagles this year, tallying 13 tackles and a pass defended...In Super Bowl LVII, had six tackles (5 solo) and one pass defended versus Kansas City.

**2021 SEASON (EAGLES):** Appeared in 16 games (14 starts), logging 125 tackles (62 solo) while adding one interception, five passes defended, two quarterback hurries and a fumble recovery.

**2020 SEASON (EAGLES):** Started in all 12 appearances on the season, logging 64 tackles (34 solo) with one interception, one pass defended, two quarterback hurries and five tackles for loss.

**2019 SEASON (EAGLES):** Appeared in all 16 games (4 starts) and logged 22 tackles (11 solo).

#### TRANSACTIONS:

**05/09/2019:** Signed by the Philadelphia Eagles

**03/15/2023:** Declared Free Agent

**03/15/2023:** Signed/UFA by the Bears

**04/17/2025:** Extended by Bears (two-year extension through 2027)

**COLLEGE:** Played in 53 games, making 52 starts at inside linebacker...At the time of his graduation, 52 starts stood as the second-most in school history and fifth-most by a Big Ten player...Made 367 tackles, ranking No. 9 all-time at Wisconsin...Logged 37.5 tackles for loss and 8.0 sacks...Recorded 10 interceptions, most by a linebacker in school history...Led Badgers in tackles in three separate seasons (2015, 2016, 2018)...Part of senior class that went 42-12 (778), including a 27-8 (771) mark in Big Ten play and a 4-0 record in bowl games...Graduated with degree in life sciences communication in December 2018...In 2018 was named First-team All-Big Ten (media), second-team All-Big Ten (coaches)...In 2017, was a Butkus Award finalist, first-team All-America (AP, ESPN, USA Today), second-team All-America (AFCA, Sporting News, Walter Camp), first-team All-Big Ten (consensus)...As a sophomore in 2016 was named Goodyear Cotton Bowl Classic Defensive MVP and consensus All-Big Ten honorable mention.

**PERSONAL:** A Lake Villa, Ill. native, Edwards attended Lakes Community High School...Three-star recruit by Rivals and Scout...Honorable mention all-state by the Illinois High School Football Coaches Association as a junior and senior...First-team All-North Suburban Conference and all-area pick as a junior and senior...As a senior, posted 20 tackles, 2 tackles for loss, 2.0 sacks and an interception in only three games on defense, while throwing for 11 TDs in limited action on offense...As a junior, threw for 1,789 yards and 19 touchdowns while rushing for 492 yards and another 11 scores...Finished career with 17-3 record as Lakes' starting quarterback, throwing for over 2,500 yards and 30 touchdowns...Also ran for 854 yards and 16 TDs in two seasons as quarterback...Also lettered four years in basketball and two in baseball.

T.J. EDWARDS' NFL REGULAR SEASON DEFENSIVE STATISTICS

		TACKLES								INTERCEPTIONS							O. FUMB					ST				MISC		
DATE	TEAM	GP	GS	TK	S	A	TFL	YDS	SK	YDS	QBH	NO	YDS	LG	TD	PD	FF	FR	TD	YDS	TK	S	A	FF	FR	S	A	
2019	Eagles	16	4	22	11	11	0	0	0.0	0.0	0	0	0	0	0	0	0	0	0	0	8	4	4	0	0	0	0	0
2020	Eagles	12	12	64	34	30	5	7	2.0	14.0	2	1	13	13	0	1	1	0	0	0	6	3	3	1	0	0	0	0
2021	Eagles	16	14	125	62	63	5	8	1.0	3.0	2	1	1	1	0	5	0	1	0	0	5	2	3	0	0	0	0	0
2022	Eagles	17	17	159	99	60	10	21	2.0	3.0	5	0	0	0	0	7	0	1	0	0	0	0	0	0	0	0	0	0
2023	Bears	17	17	153	90	63	8	7	2.5	4.0	8	3	4	2	0	7	1	2	0	0	2	1	1	0	0	0	0	0
2024	Bears	17	17	129	79	50	12	35	4.0	24.0	6	1	0	0	0	3	1	2	0	0	0	0	0	0	0	0	0	0
NFL TOTALS		95	81	652	375	277	40	78	11.5	48.0	23	6	18	13	0	23	3	6	0	0	21	10	11	1	0	0	0	0

T.J. EDWARDS' NFL POSTSEASON DEFENSIVE STATISTICS


		TACKLES										INTERCEPTIONS					O. FUMB					ST					MISC	
DATE	TEAM	GP	GS	TK	S	A	TFL	YDS	SK	YDS	QBH	NO	YDS	LG	TD	PD	FF	FR	TD	YDS	TK	S	A	FF	FR	S	A	
2019	Eagles	1	0	1	1	0	0	0.0	0.0	0	0	0	0	0	0	0	0	0	0	0	1	1	0	0	0	0	0	0
2021	Eagles	1	1	6	4	2	0	0	0.0	0.0	0	0	0	0	0	0	0	0	0	0	0	0	0	0	0	0	0	0
2022	Eagles	3	3	13	10	3	0	0	0.0	0.0	0	0	0	0	0	1	0	0	0	0	0	0	0	0	0	0	0	0
NFL TOTALS		5	4	20	15	5	0	0	0.0	0.0	0	0	0	0	0	1	0	0	0	0	1	1	0	0	0	0	0	0

SINGLE-GAME HIGHS: DEFENSIVE

<b>Total Tackles</b>	16 at Kansas City Chiefs, Sep 24, 2023 ...1 more at 16.	<b>Tackles For Loss</b>	2 at Minnesota Vikings, Dec 16, 2024 ...8 more at 2.
<b>Solo Tackles</b>	10 vs. Tennessee Titans, Sep 08, 2024 ...1 more at 10.	<b>Interceptions</b>	1 vs. New England Patriots, Nov 10, 2024 ...5 more at 1.
<b>Sacks</b>	1.0 at Green Bay Packers, Jan 05, 2025 ...10 more at 1.0.	<b>Interception Return Yards</b>	13 vs. Washington Football Team, Jan 03, 2021
<b>Passes Defensed</b>	2 at Cleveland Browns, Dec 17, 2023 ...2 more at 2.	<b>Special Teams Tackles</b>	2 at Green Bay Packers, Dec 06, 2020 ...3 more at 2.
<b>Forced Fumbles</b>	1 vs. Jacksonville Jaguars, Oct 13, 2024 ...2 more at 1.	<b>Special Teams Forced Fumbles</b>	1 vs. Los Angeles Rams, Sep 20, 2020
<b>Fumble Recoveries</b>	1 at Green Bay Packers, Jan 05, 2025 ...5 more at 1.		

SINGLE-GAME HIGHS - POSTSEASON: DEFENSIVE

<b>Total Tackles</b>	6 at Tampa Bay Buccaneers, Jan 16, 2022	<b>Special Teams Tackles</b>	1 vs. Seattle Seahawks, Jan 05, 2020
<b>Solo Tackles</b>	4 at Tampa Bay Buccaneers, Jan 16, 2022		



Jonathan  
**FORD**

64

Ht: 6-5  
DOB: 9/29/98  
Bears Season: 2  
Acquired: PS-'24 (G.B.)

Wt: 346  
College: Miami (Fla.)  
NFL Season: 1

**DEFENSIVE LINEMAN**

**PRO CAREER:** Enters his first full season with the Bears, after being signed off the Packers practice squad in Week 15 of the 2024 season...Selected by the Packers with the second of four picks in the seventh round (No. 234 overall) of the 2022 NFL Draft.

**2024 SEASON (PACKERS/BEARS):** Began the season with the Packers on injured reserve, then was on Green Bay's practice squad...Signed with the Bears going into Week 15...Made his NFL debut against the Vikings in Week 15... Recorded nine tackles (three solo), including one tackle for loss.

**2023 SEASON (PACKERS):** Spent the season on the Packers practice squad.

**TRANSACTIONS:**

- 05/06/2022: Signed/draft choice to Packers
- 08/30/2023: Released by Packers
- 09/01/2023: Signed with Packers practice squad
- 01/22/2024: Signed with Packers
- 10/23/2024: Released by Packers
- 10/25/2024: Signed with Packers practice squad
- 12/11/2024: Signed to Bears active roster
- 04/07/2025: Re-signed with Bears

**COLLEGE:** Spent five seasons at Miami (Fla.) (2017-21)...Played in 50 games, making starts in 30 of them...Had 60 career tackles (21 solo), three sacks, eight tackles for loss, one pass defended and a forced fumble.

**PERSONAL:** Consensus three-star defensive line prospect by from 247Sports, Scout and ESPN...Rated as the 27th-best defensive tackle by 247Sports...Ranked as the 52nd- best prospect in the state of Florida according to 247Sports...Selected Sun-Sentinel First Team All-County...Coached by Lorenzo Davis at Dillard High School.

Jonathan Ford's NFL Regular Season Defensive Statistics																												
			Tackles									Interceptions						O. Fumb					ST				Misc	
Date	Team	GP	GS	TK	S	A	TFL	YDS	SK	YDS	QBH	NO	YDS	LG	TD	PD	FF	FR	TD	YDS	TK	S	A	FF	FR	S	A	
2022	Packers	0	0	0	0	0	0	0	0.0	0.0	0	0	0	0	0	0	0	0	0	0	0	0	0	0	0	0	0	
2023	Packers	0	0	0	0	0	0	0	0.0	0.0	0	0	0	0	0	0	0	0	0	0	0	0	0	0	0	0	0	
2024	Packers	0	0	0	0	0	0	0	0.0	0.0	0	0	0	0	0	0	0	0	0	0	0	0	0	0	0	0	0	
Went from Green Bay to Chicago.																												
2024	Bears	4	0	9	3	6	1	1	0.0	0.0	0	0	0	0	0	0	0	0	0	0	0	0	0	0	0	0	0	
2024	TOTAL	4	0	9	3	6	1	1	0.0	0.0	0	0	0	0	0	0	0	0	0	0	0	0	0	0	0	0	0	
NFL Totals		4	0	9	3	6	1	1	0.0	0.0	0	0	0	0	0	0	0	0	0	0	0	0	0	0	0	0	0	

Jonathan Ford's NFL Postseason Defensive Statistics																												
			Tackles									Interceptions						O. Fumb					ST				Misc	
Date	Team	GP	GS	TK	S	A	TFL	YDS	SK	YDS	QBH	NO	YDS	LG	TD	PD	FF	FR	TD	YDS	TK	S	A	FF	FR	S	A	
2023	Packers	0	0	0	0	0	0	0	0.0	0.0	0	0	0	0	0	0	0	0	0	0	0	0	0	0	0	0	0	
NFL Totals		0	0	0	0	0	0	0	0.0	0.0	0	0	0	0	0	0	0	0	0	0	0	0	0	0	0	0	0	

SINGLE-GAME HIGHS: DEFENSIVE

- Total Tackles
  - 5 at Minnesota Vikings, Dec. 16, 2024
- Solo Tackles
  - 1 at Green Bay Packers, Jan 05, 2025
  - ...2 more at 1.



Chris  
**GLASER**

63

Ht: 6-4  
DOB: 10/1/99  
Bears Season: 2  
Acquired: FA-'24

Wt: 308  
College: Virginia  
NFL Season: 2

**OFFENSIVE LINEMAN**

**PRO CAREER:** Enters his fourth season in an NFL organization and second with the Bears...Played in five games with the New York Jets in 2023 after spending time on the Jets practice squad in 2022.

**2024 SEASON (BEARS):** Signed to the Bears practice squad after training camp...Played in three games via standard elevation.

**2023 SEASON (JETS/COWBOYS):** Played in five games with the Jets...Spent portions of the season on the Jets and Cowboys practice squads.


**2022 SEASON (CHIEFS/JETS):** Spent training camp with the Chiefs after signing as an undrafted free agent...Spent parts of the season on the Jets practice squad.

**TRANSACTIONS:**  
05/10/2022: Signed with the Chiefs as an undrafted free agent.  
08/02/2022: Waived by the Chiefs  
08/09/2022: Signed by the Jets  
08/30/2022: Waived by the Jets  
08/31/2022: Signed to the Jets practice squad  
09/21/2022: Released by the Jets  
10/19/2022: Signed to the Jets practice squad  
11/26/2022: Released by the Jets  
12/06/2022: Signed to the Jets practice squad  
01/09/2023: Signed by the Jets  
08/29/2023: Released by the Jets  
09/22/2023: Signed to the Jets practice squad  
10/03/2023: Released by the Jets  
10/24/2023: Signed to the Cowboys practice squad  
11/01/2023: Signed by the Jets  
11/23/2023: Waived by the Jets  
11/27/2023: Signed to the Jets practice squad  
08/27/2024: Released by the Jets  
01/06/2024: Signed by the Jets  
08/27/2024: Waived by the Jets  
08/29/2024: Signed to Bears practice squad  
01/06/2025: Signed reserve/future contract with the Bears

**COLLEGE:** Five-year offensive lineman who saw action in 62 games at both guard positions at Virginia, including a streak of 22 consecutive starts...As a fifth-year senior, was part of an offensive line that blocked for the third-ranked offense in the country in yards per game (515.8) and the second-ranked passing offense (392.6) – both single-season school records.

**PERSONAL:** Played offensive line at Solon High School (Ohio) for head coach Jim McQuaide ... earned first-team All-Greater Cleveland Conference ... helped Solon earn the No. 1 seed in Division I, Region 1 and accumulate 4,132 yards of total offense in 12 games as Solon broke in first-year starters at running back and quarterback ... named an all-star by Cleveland.com ... played in the Inaugural Polynesian Bowl on Jan. 21, 2017 at Aloha Stadium in Honolulu ... attends the same high school as former first-team All-ACC UVA linebacker Steve Greer ... born in Honolulu ... rated a three-star recruit by ESPN.com, Rivals.com, 247Sports.com and Scout.com ... major is economics ... recipient of the 2021-2022 P. Gregory Shelly Endowed Football Scholarship.

CHRIS GLASER'S NFL REGULAR SEASON STATISTICS			
DATE	TEAM	GP	GS
2022	Jets	0	0
2023	Jets	5	0
Went from <b>N.Y. Jets</b> to <b>Dallas</b> .			
2023	Cowboys	0	0
2023	TOTAL	5	0
2024	Bears	3	0
NFL TOTALS		8	0



Kyle  
**GORDON**

6

Ht: 5-11  
DOB: 12/17/99  
Bears Season: 4  
Acquired: D2a-'22

Wt: 200  
College: Washington  
NFL Season: 4

**DEFENSIVE BACK**

**PRO CAREER:** Selected by the Bears in the second round of the 2022 NFL Draft (39th overall), he enters his fourth season in Chicago...Has totaled 207 tackles (147 solo), 17 passes defended, eight tackles for loss, four quarterback hits, 1.5 sack, one forced fumble, three fumble recoveries and five interceptions in 42 games (34 starts).

**2022 SEASON (BEARS):** Appeared in 15 games (13 starts) ... Missed weeks 8 & 9 due to injury ... Recorded 75 tackles (48 solo), five pass defended, two quarterback hits, three tackles for loss, half a sack and two fumble recoveries on the season.

**2023 SEASON (BEARS):** Appeared in 13 games (seven starts) after missing four games on Injured Reserve...Logged 61 tackles (44 solo) with two interceptions, six passes defended, three tackles for loss, two quarterback hits and 1.0 sack...Placed on injury reserve following Week 1...Recorded first quarterback hit of career in Week 7...Had season-high eight tackles (seven solo) in Week 10...Recorded first interception of season in Week 12...Notched first sack of career in Week 16 against Arizona...Also recorded 50th tackle and fifth pass defended of the season in the first quarter...Reached 125 career tackles and five tackles for loss...Logged second interception of the season and fourth of his career against the Falcons.

**2022 SEASON (BEARS):** Started and played in 14 games during his rookie campaign...Compiled a career-best 10 total tackles (eight solo) in Week 5 at Minnesota...Also blocked Minnesota kicker Greg Joseph's 51-yard field goal attempt with in the third quarter...Marked Chicago's first blocked field goal of the season and their first field goal block 2020...Recorded first career interception in Week 7 against the Patriots...In Week 16, Intercepted Jalen Hurts in the first quarter and later scooped up a fumble forced by Mike Pennel Jr...Marked the first time a Bears player had an interception and fumble recovery in the same game since Roquan Smith did so at Jacksonville on Dec. 27, 2020...Also the fourth Bears rookie with such a performance since Eddie Jackson in 2017...In Week 16, picked off Josh Allen in the second quarter...Was second straight game with a pick, and third on the season...Became the fourth Bears defensive back since the start of the 2000 season to log interceptions in consecutive games of his rookie season, joining Charles Tillman (2003), Nathan Vasher (2004) and Kyle Fuller (2014)...Finished season with 71 tackles (55 solo) with three interceptions, six passes defended, two tackles for loss, one forced fumble and one fumble recovery.

**TRANSACTIONS:**  
**04/29/2022:** Selected by the Bears in the second round of the 2022 NFL Draft (39th overall)  
**04/17/2025:** Extended by Bears (three-year extension through 2028)

**COLLEGE:** Played in 33 career games with 98 tackles, two interceptions and 12 passes defended...Named to All-Pac-12 first team in 2021...Started all 12 games in 2021...Earned the UW coaches' defensive player of the game for the win over Cal...Recorded two interceptions, along with a game-high 10 total tackles...Won the Husky Excellence Award at the UW's postseason awards banquet...Earned All-Pac-12 honorable mention honors in 2020...Played all four games, starting one...Named the team's Special Teams MVP for the second year in a row...Played in all 13 games, starting four in 2019...Honorable mention All-Pac-12 selection...Named to the Pac-12 Academic Honor Roll...Started each of the first three games of the season...Saw first action of the 2018 season in the game at Oregon...Played in the Apple Cup win at WSU and against Utah in the Pac-12 Championship Game.


**PERSONAL:** Played for four years at Archbishop Murphy High School in Everett, Wash...Associated Press 2A all-state both as a defensive back and as an all-purpose player...As a senior, rushed for 517 yards on just 40 carries, caught 32 passes for 841 yards, threw an 88-yard touchdown pass and totaled 44 tackles and five interceptions...Averaged 19 yards per touch on offense...Named the Offensive MVP of the Cascade Conference, as well as first-team all-league at defensive back...Also Everett Herald all-area first-team as a multipurpose player on offense and also as a defensive back...Led the Wildcats to an 11-2 overall record and the semifinals of the state 2A playoffs as a senior in 2017...As a junior in 2016, Archbishop Murphy went 14-0 and won the 2A state championship...Had 802 receiving yards and 31 tackles and four interceptions as a junior, when he made the Seattle Times all-state (all levels) team...Also earned Everett Herald all-area first-team on both offense and defense, and first-team All-Cascade Conference as both a wide receiver and a defensive back in 2016...As a sophomore, helped lead the Wildcats to a 12-1 record as they outscored opponents 585-92 on the season...Had seven interceptions as a sophomore, earning first-team All-Cascade Conference at DB and WR...Played on the varsity as a freshman, when the team went 7-3...Also played basketball.

KYLER GORDON'S NFL REGULAR SEASON DEFENSIVE STATISTICS																											
		TACKLES										INTERCEPTIONS						O. FUMB				ST				MISC	
DATE	TEAM	GP	GS	TK	S	A	TFL	YDS	SK	YDS	QBH	NO	YDS	LG	TD	PD	FF	FR	TD	YDS	TK	S	A	FF	FR	S	A
2022	Bears	14	14	71	55	16	2	4	0.0	0.0	0	3	78	42	0	6	1	0	0	12	0	0	0	0	0	0	0
2023	Bears	13	7	61	44	17	3	15	1.0	8.0	2	2	0	0	0	6	0	0	0	0	0	0	0	0	0	0	0
2024	Bears	15	13	75	48	27	4	14	0.5	3.5	2	0	0	0	0	5	1	3	0	0	0	0	0	0	0	0	0
NFL TOTALS		42	34	207	147	60	9	33	1.5	11.5	4	5	78	42	0	17	2	4	0	12	0	0	0	0	0	0	0

SINGLE-GAME HIGHS: DEFENSIVE

Total Tackles	10 at Minnesota Vikings, Oct 09, 2022
Solo Tackles	8 at Minnesota Vikings, Oct 09, 2022
Sacks	1.0 vs. Arizona Cardinals, Dec 24, 2023
Passes Defensed	2 vs. Minnesota Vikings, Nov 24, 2024
Forced Fumbles	1 vs. Seattle Seahawks, Dec 26, 2024
	...1 more at 1.

Fumble Recoveries	1 vs. Seattle Seahawks, Dec 26, 2024
	...3 more at 1.
Tackles For Loss	2 vs. Carolina Panthers, Nov 09, 2023
Interceptions	1 vs. Atlanta Falcons, Dec 31, 2023
	...4 more at 1.
Interception Return Yards	42 at New England Patriots, Oct 24, 2022
Longest Opp Fumble Return	12 vs. Philadelphia Eagles, Dec 18, 2022



Daniel  
**HARDY**

**92**

Ht: 6-2  
DOB: 12/15/98  
Bears Season: 3  
Acquired: FA-'23

Wt: 255  
College: Montana State  
NFL Season: 3

**DEFENSIVE LINEMAN**

**PRO CAREER:** Enters his third season with the Bears...Has played in 23 career games with the Los Angeles Rams (2022) and Chicago Bears (2023-24)...Originally drafted by the Rams in the 7th round (235th overall) of the 2022 NFL Draft out of Montana State.

**2024 SEASON (BEARS):** Appeared in all 17 contests...Served as a core special teamer playing in over 80% of the team's special teams snaps and has recorded 11 special teams tackles, including a team-leading seven solo special teams tackles, one block and one forced fumble on special teams...In Week 1 against the Titans, blocked a punt that resulted in a Bears touchdown...Was the first blocked punt by the Bears since Week 9 of 2012 (Sherrick McManis).

**2023 SEASON (BEARS):** Elevated from practice squad in Week 3 against the Chiefs but listed as inactive.

**2022 SEASON (RAMS):** Played 40 snaps on defense and registered three tackles (all assisted) and one pressure...Played 125 special teams snaps and registered one tackle.

**TRANSACTIONS:**  
**06/06/2022:** Signed/draft choice to the Rams  
**08/29/2023:** Cut by Rams  
**08/31/2023:** Signed to Bears practice squad  
**01/08/2024:** Signed reserve/future by Bears  
**04/07/2025:** Re-signed with Bears

**COLLEGE:** Appeared in 43 games over his three playing years at Montana State...During his senior year, moved from linebacker to defensive end and had 24.5 tackles-for-loss and 16.5 sacks, which is third and fourth-most all-time at MSU respectively...Finished sixth in the FCS in sacks and ninth in tackles-for-loss...Named Second Team All-America by HERO and Stats Perform and First Team All-Big Sky...Invited to the 2022 NFLPA Collegiate Bowl...In 2020, the Big Sky cancelled their football season...Played entirely at linebacker his sophomore year, starting in four games...Had 18 tackles and 1.0 sack against Austin Peay in the FCS Quarterfinals...During his freshman campaign, played in all 13 games for the Bobcats and his first tackle-for-loss came against Northern Colorado in November 11...Made his collegiate debut against Western Illinois in 2018...Played junior college at College of the Siskiyous where he registered 66 tackles and nine sacks.


**PERSONAL:** Earned All-State nods as a receiver and linebacker during his senior year at Valley Catholic High School ...Also played basketball and participated in the Oregon Athletic Association's All-Star basketball series...Majored in business with a marketing emphasis.

DANIEL HARDY'S NFL REGULAR SEASON DEFENSIVE STATISTICS																											
		TACKLES										INTERCEPTIONS					O. FUMB					ST					MISC
DATE	TEAM	GP	GS	TK	S	A	TFL	YDS	SK	YDS	QBH	NO	YDS	LG	TD	PD	FF	FR	TD	YDS	TK	S	A	FF	FR	S	A
2022	Rams	6	0	3	0	3	0	0	0.0	0.0	0	0	0	0	0	0	0	0	0	0	1	0	1	0	0	0	0
2023	Bears	0	0	0	0	0	0	0	0.0	0.0	0	0	0	0	0	0	0	0	0	0	0	0	0	0	0	0	0
2024	Bears	17	0	1	0	1	0	0	0.0	0.0	0	0	0	0	0	0	0	0	0	0	11	7	4	1	0	0	0
NFL TOTALS		23	0	4	0	4	0	0	0.0	0.0	0	0	0	0	0	0	0	0	0	0	12	7	5	1	0	0	0

SINGLE-GAME HIGHS: DEFENSIVE

Special Teams Tackles

2 vs. Jacksonville Jaguars, Oct 13, 2024  
...1 more at 2.



Elijah  
**HICKS**

22

Ht: 5-11  
DOB: 10/16/97  
Bears Season: 4  
Acquired: D7b-'22

Wt: 204  
College: California  
NFL Season: 4

**DEFENSIVE BACK**

**PRO CAREER:** Drafted by the Bears in the seventh round of the 2022 NFL Draft (No. 254 overall), he enters his fourth season with the Bears...Played in 44 career games in career with 15 starts...Has recorded 84 tackles (48 solo) with three passes defended, one forced fumble and three fumble recoveries.

**2022 SEASON (BEARS):** Played in 12 games with seven starts at safety...Recorded 33 tackles (20 solo), two passes defense and two fumble recoveries...Has added six special teams tackles (four solo).

**2023 SEASON (BEARS):** Played in all 17 games (six starts), registering 30 tackles (18 solo) with one pass defended and five special teams tackles (two solo)...Made first start of season and played all 77 defensive snaps in Week 3 against the Chiefs, recording three tackles (two solo).

**2022 SEASON (BEARS):** Played in 15 games with two starts...Made NFL debut, contributing on special teams, in Week 3 against Houston...Recorded first tackle on special teams in Week 5 at Minnesota...Made first start against the Packers in Week 13, finishing with three combined tackles, one on special teams...Scooped up a fumble forced by Matt Adams and also recorded two solo tackles on special teams against the Bills in Week 16...Logged a career-best 10 combined tackles (six solo) against Minnesota in Week 18, with one forced fumble...Finished season with 21 tackles (10 solo), one forced fumble and one fumble recovery...Also added seven special teams tackles (five solo).

**TRANSACTIONS:**  
**04/30/2022:** Drafted by the Bears in the seventh round of the 2022 NFL Draft (No. 254 overall)  
**05/06/2022:** Signed by the Bears/draft choice (four-year contract through 2025)

**COLLEGE:** Played in all 54 games with 46 starts over five seasons and finished career with 213 tackles, 14.5 tackles for loss, 3.0 sacks, five interceptions that he returned for 66 yards and one touchdown, 14 pass breakups and six forced fumbles...Contributed a career-high 72 tackles, 5.5 tackles for loss, 15 tackle for loss yards, eight sack yards, three interceptions and four forced fumbles while playing in 12 games and also starting a career-high-tying 12 contests as a 2021 senior...Had career bests of 2.0 sacks and five pass breakups while making a career-high-tying 12 starts and playing in a career-high-tying 13 contests as a 2019 junior...2021 Third-Team All-American (Pro Football Focus)...First-Team All-Pac-12 (Associated Press, Pac-12 Coaches, Pro Football Focus)...Semifinalist for the Campbell Trophy also known as the Academic Heisman, the Jason Witten College Man of the Year Award and the Wuerffel Trophy...Named Cal's Most Valuable Defensive Player and also earned the team's Andy Smith Award for the most snaps with a combined 964 on defense and special teams...Selected to the 2020 AFCA All-State Good Works Team for his community service work with the non-profit Intercept Poverty Foundation he founded and the food pantry at the UC Berkeley Basic Needs Center.

**PERSONAL:** Helped La Mirada High School (Calif.) win two state titles, one as a junior in 2015 and one as senior in 2016 ...Has two Suburban Football League crowns and a 23-5 overall record while he totaled 1,324 all-purpose yards and 15 total touchdowns...Earned Cal-Hi Sports first-team All-State and Whittier Daily News All-Area Player of the Year honors as a senior when he led 11-3 squad to the CIF Southern Section finals and an SFL title for the second consecutive campaign while making strong contributions on both sides of the ball and special teams...Finished senior campaign with 1,001 all-purpose yards and a total of 10 touchdowns, five receiving, three on punt returns (including a 96-yarder), one kick return and one interception return.

ELIJAH HICKS' NFL REGULAR SEASON DEFENSIVE STATISTICS																										
DATE	TEAM	GP	TACKLES								INTERCEPTIONS					O. FUMB				ST				MISC		
			GS	TK	S	A	TFL	YDS	SK	YDS	QBH	NO	YDS	LG	TD	PD	FF	FR	TD	YDS	TK	S	A	FF	FR	S
2022	Bears	15	2	21	10	11	0	0	0.0	0.0	0	0	0	0	0	1	1	0	0	7	5	2	0	0	0	0
2023	Bears	17	6	30	18	12	0	0	0.0	0.0	0	0	0	0	0	1	0	0	0	5	2	3	0	0	0	0
2024	Bears	12	7	33	20	13	0	0	0.0	0.0	0	0	0	0	2	0	2	0	28	7	4	3	0	0	0	0
NFL TOTALS		44	15	84	48	36	0	0	0.0	0.0	0	0	0	0	3	1	3	0	28	19	11	8	0	0	0	0

SINGLE-GAME HIGHS: DEFENSIVE

**Total Tackles** 11 vs. Minnesota Vikings, Jan 08, 2023  
**Solo Tackles** 6 vs. Minnesota Vikings, Jan 08, 2023  
**Passes Defended** 1 vs. New England Patriots, Nov 10, 2024  
...2 more at 1.

**Forced Fumbles** 1 vs. Minnesota Vikings, Jan 08, 2023  
**Fumble Recoveries** 1 at Arizona Cardinals, Nov 03, 2024  
...2 more at 1.  
**Special Teams Tackles** 2 vs. Carolina Panthers, Oct 06, 2024  
...3 more at 2.





Travis  
**HOMER**

**21**

Ht: 5-10  
DOB: 8/7/98  
Bears Season: 3  
Acquired: UFA-'23 (Sea.)

Wt: 211  
College: Miami  
NFL Season: 7

**RUNNING BACK**

**PRO CAREER:** Sixth-round pick out of the University of Miami (Fla.) (204th overall) by the Seattle Seahawks. Homer has 476 career rushing yards and a touchdown on 89 attempts (5.3 avg.)...Has 475 receiving yards and two touchdowns on 55 catches (8.6 avg.)...Has also contributed on special teams during his time in Seattle and Chicago, returning 18 kickoffs for 444 yards and one touchdown...Adds 36 special teams tackles (22 solo), three fumble recoveries and two forced fumbles in 74 games played.

**HONORS:**  
**2021:** Week 5 NFC Special Teams Player of the Week

**2024 SEASON (BEARS):** Played in 10 games and had six carries for 23 yards along with three catches for 11 yards...Recorded six special teams tackles (three solo)...Was placed on IR following the Bears' Week 2 game and returned before their Week 8 match up.

**2023 SEASON (BEARS):** Made Bears debut on special teams in Week 1 against the Packers and recorded one special teams tackle...Appeared on offense and special teams in 16 games...Tied Jaylon Jones for the team-lead in special teams tackles with seven (five solo) on the season.

**2022 SEASON (SEAHAWKS):** Played in 10 games (1 start) and logged 231 scrimmage yards on offense while adding value to the special teams units as well.

**2021 SEASON (SEAHAWKS):** Appeared in 14 games, while rushing for 177 yards on 21 attempts (8.4 avg.) with one touchdown...Also hauled in 16 receptions for 161 yards (10.1 avg.).

**2020 SEASON (SEAHAWKS):** Appeared in nine games and logged 88 rushing yards on 25 attempts (3.5 avg.) while adding 90 yards through the air on nine receptions (10.0 avg.) with one TD.

**2019 SEASON (SEAHAWKS):** Played in 16 games (1 start) and rushed for 118 yards on 18 attempts (6.3 avg.) while adding 56 yards on 11 receptions (5.1 avg) through the air.

**TRANSACTIONS:**  
**05/14/2019:** Signed/draft choice by the Seahawks (four-year contract through 2022)  
**03/15/2023:** Signed/UFA by the Bears (two-year contract through 2024)

**COLLEGE:** Two-time second-team All-ACC selection (2017, 2018)...Played in 38 games racking up 2,418 all-purpose yards, 1,995 rushing yards and 405 receiving yards at Miami...Scored 12 rushing touchdowns and averaged 6.0 yards per rush over course of his career...Added one receiving touchdown.

**PERSONAL:** Totaled 1,315 yards rushing and 13 total touchdowns senior year...Finished prep career by surpassing 3,200 total rushing yards, 41 rushing touchdowns and 50 total touchdowns...Helped lead Oxbridge Academy to FHSAA Regional Finals.

TRAVIS HOMER'S NFL REGULAR SEASON RUSHING/RECEIVING STATISTICS

DATE	TEAM	GP	GS	RUSHING					RECEIVING				
				NO.	YDS.	AVG.	LG	TD	NO.	YDS.	AVG.	LG	TD
2019	Seahawks	16	1	18	114	6.3	29	0	11	56	5.1	11	0
2020	Seahawks	9	0	25	88	3.5	12	0	9	90	10.0	50	1
2021	Seahawks	14	0	21	177	8.4	73t	1	16	161	10.1	31	0
2022	Seahawks	10	1	19	74	3.9	16	0	16	157	9.8	27	1
2023	Bears	16	0	0	0	0.0	0	0	0	0	0.0	0	0
2024	Bears	10	0	6	23	3.8	6	0	3	11	3.7	6	0
NFL TOTALS		75	2	89	476	5.3	73T	1	55	475	8.6	50	2

TRAVIS HOMER'S NFL POSTSEASON RUSHING/RECEIVING STATISTICS

DATE	TEAM	GP	GS	RUSHING					RECEIVING				
				NO.	YDS.	AVG.	LG	TD	NO.	YDS.	AVG.	LG	TD
2019	Seahawks	2	1	14	25	1.8	12	0	3	32	10.7	16	0
2020	Seahawks	0	0	0	0	0.0	0	0	0	0	0.0	0	0
2022	Seahawks	0	0	0	0	0.0	0	0	0	0	0.0	0	0
NFL TOTALS		2	1	14	25	1.8	12	0	3	32	10.7	16	0

TRAVIS HOMER'S NFL REGULAR SEASON RETURN STATISTICS

KICKOFF RETURNS							PUNT RETURNS						
DATE	TEAM	RET.	YDS.	AVG.	LG	TD	NO.	FC	YDS.	AVG.	LG	TD	
2019	Seahawks	5	109	21.8	29	0	0	0	0	0.0	0	0	
2020	Seahawks	12	291	24.3	44	0	0	0	0	0.0	0	0	
2021	Seahawks	1	44	44.0	44t	1	0	0	0	0.0	0	0	
2022	Seahawks	0	0	0.0	0	0	0	0	0	0.0	0	0	
2023	Bears	0	0	0.0	0	0	0	0	0	0.0	0	0	
2024	Bears	1	29	29.0	29	0	0	0	0	0.0	0	0	
NFL TOTALS		19	473	24.9	44T	1	0	0	0	0.0	0	0	

TRAVIS HOMER'S NFL POSTSEASON RETURN STATISTICS

KICKOFF RETURNS							PUNT RETURNS						
DATE	TEAM	RET.	YDS.	AVG.	LG	TD	NO.	FC	YDS.	AVG.	LG	TD	
2019	Seahawks	5	97	19.4	25	0	0	0	0	0.0	0	0	
2020	Seahawks	0	0	0.0	0	0	0	0	0	0.0	0	0	
2022	Seahawks	0	0	0.0	0	0	0	0	0	0.0	0	0	
NFL TOTALS		5	97	19.4	25	0	0	0	0	0.0	0	0	

SINGLE-GAME HIGHS: RUSHING/RECEIVING

**Rush Attempts** 10 vs. San Francisco 49ers, Dec 29, 2019  
**Rushing Yards** 80 vs. San Francisco 49ers, Dec 05, 2021  
**Rushing Average** 6.2 vs. San Francisco 49ers, Dec 29, 2019  
**Longest Runs** 73t vs. San Francisco 49ers, Dec 05, 2021  
**Rushing TDs** 1 vs. San Francisco 49ers, Dec 05, 2021  
**Receptions** 6 vs. Arizona Cardinals, Dec 22, 2019  
**Receiving Yards** 64 at Buffalo Bills, Nov 08, 2020  
**Receiving Average** 21.3 at Buffalo Bills, Nov 08, 2020  
**Longest Receptions** 50 at Buffalo Bills, Nov 08, 2020  
**Receiving TDs** 1 vs. Las Vegas Raiders, Nov 27, 2022  
...1 more at 1.

**All-Purpose Yards** 110 vs. New England Patriots, Sep 20, 2020  
**Kickoff Returns** 3 at Los Angeles Rams, Nov 15, 2020  
...1 more at 3.  
**Kickoff Return Yards** 89 vs. New England Patriots, Sep 20, 2020  
**Longest Kickoff Return** 44t vs. Jacksonville Jaguars, Oct 31, 2021  
...1 more at 44.  
**Kickoff Return TDs** 1 vs. Jacksonville Jaguars, Oct 31, 2021  
**Kickoff Return Average** 29.7 vs. New England Patriots, Sep 20, 2020  
**Special Teams Tackles** 2 vs. Minnesota Vikings, Nov 24, 2024  
...4 more at 2.  
**Most TDs** 1 vs. Las Vegas Raiders, Nov 27, 2022  
...3 more at 1.  
**Miscellaneous Tackles** 1 vs. Los Angeles Rams, Oct 07, 2021  
**Scrimmage Yards** 92 vs. San Francisco 49ers, Dec 29, 2019

SINGLE-GAME HIGHS - POSTSEASON: RUSHING/RECEIVING

**Rush Attempts** 11 at Philadelphia Eagles, Jan 05, 2020  
**Rushing Yards** 13 at Green Bay Packers, Jan 12, 2020  
**Rushing Average** 1.1 at Philadelphia Eagles, Jan 05, 2020  
**Longest Runs** 12 at Philadelphia Eagles, Jan 05, 2020  
**Receptions** 2 at Green Bay Packers, Jan 12, 2020  
**Receiving Yards** 27 at Green Bay Packers, Jan 12, 2020

**Longest Receptions** 16 at Green Bay Packers, Jan 12, 2020  
**All-Purpose Yards** 137 at Green Bay Packers, Jan 12, 2020  
**Kickoff Returns** 5 at Green Bay Packers, Jan 12, 2020  
**Kickoff Return Yards** 97 at Green Bay Packers, Jan 12, 2020  
**Longest Kickoff Return** 25 at Green Bay Packers, Jan 12, 2020  
**Kickoff Return Average** 19.4 at Green Bay Packers, Jan 12, 2020



Jonah  
**JACKSON**

**73**

Ht: 6-3  
DOB: 2/5/97  
Bears Season: 1  
Acquired: T-25 (LAR)

Wt: 319  
College: Ohio State

**OFFENSIVE LINEMAN**

**PRO CAREER:** Enters his sixth season in NFL and first in Chicago in 2025...Has started all 61 regular season games he has played in with starts at center and both guard positions for the Detroit Lions (2020-23) and the Los Angeles Rams (2024)...Has also played in four playoff games including a pair of starts...Originally entered the league as a third round pick (75th overall) by the Lions in the 2020 NFL Draft.

**2024 SEASON (RAMS):** Played in and started four games for the Rams with starts at center and both guard positions...Spent Weeks 3-8 on injured reserve.

**2023 SEASON (LIONS):** Started 12 games for the Lions at left guard in the regular season...Made two starts in the playoffs, helping the Lions reach a Conference Championship game for the first time since 1991.

**2022 SEASON (LIONS):** Made 13 starts for the Lions, all at left guard.

**2021 SEASON (LIONS):** Started 16 games at left guard for the Lions...was named to the NFC Pro Bowl team following the season.

**2020 SEASON (LIONS):** As a rookie started all 16 games for the Lions...After starting at right guard in Weeks 1-2, moved to left guard in Week 3, where he started the Lions final 14 games.


**TRANSACTIONS:**  
**06/24/2020:** Signed/draft choice to the Lions  
**03/13/2024:** Signed/UFA by the Lions (three-year contract through 2026)  
**03/12/2025:** Traded to Bears (for 2025 sixth-round pick via Steelers)

**COLLEGE:** Joined the Ohio State football program in 2019 as a graduate transfer following a four-year career at Rutgers (2015-18)...In 2019 started in 14 games as part of an offensive line that blocked for RB J.K. Dobbins as he rushed for a team-high 2,049 yards and 21 touchdowns on 301 carries...Was named first team All-Big Ten...In 2018 started 11 of 12 games played at right guard and was part of an offensive line that ranked second in the Big Ten and 19th nationally with only 1.33 sacks allowed per game...Honorable mention All-Big Ten by the coaches and media...In 2017 appeared in six games (five starts) at center and also saw time at right guard...In 2016 he played in all 12 games as a member of the protection unit on field goals and also saw time at right guard...In 2015 redshirted as a true freshman.

**PERSONAL:** Attended Penncrest High School (Pa.) where he was coached by Rick Stroup...played mostly left tackle and defensive tackle in high school...had responsibility of protecting the blind side in Penncrest's pistol offense...named first-team All-Delaware County and All-Central Athletic League as a senior.

JONAH JACKSON'S NFL REGULAR SEASON STATISTICS				
DATE	TEAM	GP	GS	
2020	Lions	16	16	
2021	Lions	16	16	
2022	Lions	13	13	
2023	Lions	12	12	
2024	Rams	4	4	
NFL TOTALS		61	61	

JONAH JACKSON'S NFL POSTSEASON STATISTICS				
DATE	TEAM	GP	GS	
2023	Lions	2	2	
2024	Rams	2	0	
NFL TOTALS		4	2	



Grady

# JARRETT

50

Ht: 6-1  
DOB: 4/28/93  
Bears Season: 1  
Acquired: UFA-'25 (Atl.)

Wt: 294  
College: Clemson  
NFL Season: 11

**DEFENSIVE LINEMAN**

**PRO CAREER:** Enters his 11th season in the NFL and his first in Chicago...Has appeared in 152 career games (137 starts) with the Atlanta Falcons (2015-24)...among his 496 career tackles he has 36.5 sacks and 77 tackles for loss, to go along with 126 quarterback hits, six passes defended, five forced fumbles and three fumble recoveries.

#### HONORS:

**2018:** Walter Payton Man of the Year Nominee

**2019:** Pro Bowl Selection

**2020:** Pro Bowl Selection

**2024:** Walter Payton Man of the Year Nominee

**2024 (FALCONS):** Started all 17 games...Posted 54 tackles, 2.5 sacks, 12 quarterback hits and nine tackles for loss...In Week 1 he passed former Falcons DL John Abraham (115) for the most quarterback hits by any player in Falcons history.

**2023 (FALCONS):** Started the first eight games of the campaign before suffering a season ending injury...Prior to his injury, had 23 tackles (nine solo)...1.5 sacks, eight quarterback hits and a pair of passes defended.

**2022 (FALCONS):** Started all 17 games...Totalled 61 tackles (30 solo) including 6.0 sacks and 12 tackles for loss, had 17 quarterback hits and three passes defended.

**2021 (FALCONS):** Started all 17 games...Tallied 59 tackles (38 solo) with one sack, three tackles for loss, 12 quarterback hits, a pass defense and a fumble recovery.

**2020 (FALCONS):** Started all 16 games...Has 52 tackles (27 solo), four sacks, eight tackles for loss, and a fumble recovery...Added a career high 21 quarterback hits, the second most by a Falcons player since the stat has been tracked (since 2006)...Earned his second Pro Bowl nomination in as many seasons.

**2019 (FALCONS):** Started in all 16 games...His 69 tackles included a career high 7.5 sacks to go along with 12 tackles for loss, 16 quarterback hits, and a pair of fumble recoveries...Earned his first career Pro Bowl Nomination.

**2018 (FALCONS):** Played in and started 14 games...among his 52 tackles (27 solo), he tallied a then career high six sacks to go along with eight tackles for loss, 16 quarterback hits, and three forced fumbles.

**2017 (FALCONS):** Started all 16 regular season games, helping the Falcons reach the playoffs for the second consecutive season...Totalled 55 tackles (55 solo), four sacks, a career high 15 tackles for loss and 13 quarterback hits...Started both of the Falcons playoff games, contributing a pair of solo tackles and two quarterback hits.

**2016 (FALCONS):** Played in all 16 regular season games with 14 starts...His regular season totals included 48 tackles (21 solo), three sacks, four tackles for loss, nine quarterback hits and a fumble recovery...Started in all three postseason games helping the Falcons win the NFC Championship and reach Super Bowl LI, where he tied a Super Bowl record with three sacks.

**2015 (FALCONS):** Played in 15 games with two starts as a rookie...Among his 24 tackles, he had one sack and four tackles for loss.

#### TRANSACTIONS

**05/09/2015:** Signed/draft choice to the Falcons

**07/15/2019:** Re-signed with Falcons

**05/03/2022:** Re-signed with Falcons

**03/10/2025:** Cut by the Falcons

**03/11/2025:** Signed by the Bears

**COLLEGE:** Played four seasons (2011-14) at Clemson...Played in 48 career games (37 starts), finishing his career with 207 total tackles, 29.5 sacks for loss, 5.5 sacks, two forced fumbles and four fumble recoveries...In 2014, he was named a permanent co-captain and was named a third-team All-American by Athlon...He was also selected first-team All-ACC...He started all 13 games during his senior year in 2014 and recorded 73 total tackles, 10 tackles for loss, 1.5 sacks, two forced fumbles and one fumble recovery...In 2013, he posted 83 tackles, 11 tackles for loss, two sacks and two fumble recoveries. He earned All-ACC honors from the media and coaches as well...In 2012, he was selected as an honorable mention sophomore All-American, an honorable mention All-ACC pick and was named the co-defensive player of the year by Clemson's coaching staff.

**PERSONAL:** Attended Rockdale County High School in Conyers, Ga....Recorded 101 total tackles, 31.5 tackles for loss and nine sacks as a senior in 2013...Three-time all-regional selection on defense and second-team all-region on offense as a senior...Selected to participate in the North-South All-Star game in Georgia and Florida Maxx Scout All-Star Bowl...Three-time selection as the team's top defensive player...Two-time all-state selection at Rockdale County High School...Also wrestled in high school, winning the state heavyweight title as a senior and placing fourth in the state as a junior...Won the state title in the shotput as a senior...Rockdale County High School Athlete-of-the-Year as a senior and honored by the Superintendent Office and the County Board of Commissioners.

GRADY JARRETT'S NFL REGULAR SEASON DEFENSIVE STATISTICS

			TACKLES										INTERCEPTIONS					O. FUMB					ST				MISC	
DATE	TEAM	GP	GS	TK	S	A	TFL	YDS	SK	YDS	QBH	NO	YDS	LG	TD	PD	FF	FR	TD	YDS	TK	S	A	FF	FR	S	A	
2015	Falcons	15	2	24	13	11	4	14	1.0	5.0	2	0	0	0	0	0	0	0	0	0	0	0	0	0	0	0	0	
2016	Falcons	16	14	48	21	27	4	21	3.0	18.0	9	0	0	0	0	0	0	1	0	0	0	0	0	0	0	0	0	
2017	Falcons	16	16	55	34	21	15	64	4.0	33.0	13	0	0	0	0	0	0	0	0	0	0	0	0	0	0	0	0	
2018	Falcons	14	14	52	27	25	8	38	6.0	36.0	16	0	0	0	0	0	3	0	0	0	0	0	0	0	0	0	0	
2019	Falcons	16	16	69	38	31	12	62	7.5	49.0	16	0	0	0	0	0	2	0	0	0	0	0	0	0	0	0	0	
2020	Falcons	16	16	52	27	25	8	38	4.0	29.5	21	0	0	0	0	0	0	1	0	3	0	0	0	0	0	0	0	
2021	Falcons	17	17	59	38	21	3	15	1.0	11.0	12	0	0	0	0	1	0	1	0	0	0	0	0	0	0	0	0	
2022	Falcons	17	17	61	30	31	12	57	6.0	50.0	17	0	0	0	0	3	0	0	0	0	0	0	0	0	0	0	0	
2023	Falcons	8	8	23	9	14	2	7	1.5	10.5	8	0	0	0	0	2	0	0	0	0	0	0	0	0	0	0	0	
2024	Falcons	17	17	53	30	23	9	45	2.5	23.0	12	0	0	0	0	0	0	0	0	0	0	0	0	0	0	0	0	
NFL TOTALS		152	137	496	267	229	77	361	36.5	265.0	126	0	0	0	0	6	5	3	0	3	0	0	0	0	0	0	0	

GRADY JARRETT'S NFL POSTSEASON DEFENSIVE STATISTICS

			TACKLES								INTERCEPTIONS					O. FUMB				ST				MISC			
DATE	TEAM	GP	GS	TK	S	A	TFL	YDS	SK	YDS	QBH	NO	YDS	LG	TD	PD	FF	FR	TD	YDS	TK	S	A	FF	FR	S	A
2016	Falcons	3	3	10	7	3	3	11	3.0	11.0	5	0	0	0	0	0	0	0	0	0	0	0	0	0	0	0	0
2017	Falcons	2	2	2	2	0	0	0	0.0	0.0	2	0	0	0	0	0	0	0	0	0	0	0	0	0	0	0	0
NFL TOTALS		5	5	12	9	3	3	11	3.0	11.0	7	0	0	0	0	0	0	0	0	0	0	0	0	0	0	0	0

SINGLE-GAME HIGHS: DEFENSIVE

<b>Total Tackles</b>	8 vs. Seattle Seahawks, Oct 27, 2019	<b>Forced Fumbles</b>	2 vs. Baltimore Ravens, Dec 02, 2018
<b>Solo Tackles</b>	5 at New Orleans Saints, Nov 07, 2021	<b>Fumble Recoveries</b>	1 at Carolina Panthers, Dec 12, 2021
	...3 more at 5.		...2 more at 1.
<b>Sacks</b>	2.5 at New Orleans Saints, Nov 10, 2019	<b>Tackles For Loss</b>	3 at Seattle Seahawks, Sep 25, 2022
<b>Passes Defended</b>	1 vs. Chicago Bears, Nov 20, 2022	<b>Longest Opp Fumble Return</b>	...2 more at 3.
	...3 more at 1.		3 at Dallas Cowboys, Sep 20, 2020

SINGLE-GAME HIGHS - POSTSEASON: DEFENSIVE

<b>Total Tackles</b>	5 vs. New England Patriots, Feb 05, 2017	<b>Sacks</b>	3.0 vs. New England Patriots, Feb 05, 2017
<b>Solo Tackles</b>	4 vs. New England Patriots, Feb 05, 2017	<b>Tackles For Loss</b>	3 vs. New England Patriots, Feb 05, 2017



# Jaylon JOHNSON

1

Ht: 6-0  
DOB: 4/19/99  
Bears Season: 6  
Acquired: D2b+20

Wt: 195  
College: Utah  
NFL Season: 6

**DEFENSIVE BACK**

**PRO CAREER:** Enters his sixth season with the Bears in 2025...Selected in the second round of the 2020 NFL Draft (50th overall) by the Bears...Has started in all 70 games of career, owning 214 tackles (172 solo), 49 passes defended, seven interceptions, 11 tackles for loss, three forced fumbles and a fumble recovery...Was named to both the 2024 and 2025 Pro Bowl games.

**HONORS:**

**2024:** Pro Bowl Selection; AP Second-Team All-Pro

**2025:** Pro Bowl Selection

**2024 SEASON (BEARS):** Started in all 17 games...Recorded 53 tackles (42 solo), seven tackles for loss, seven passes defended and two interceptions on the season...His interception in the fourth quarter sealed the Bears Week 1 victory against the Titans.

**2023 SEASON (BEARS):** Started all 14 appearances, earning his first career Pro Bowl nod and AP Second-Team All-Pro selection...Recorded 36 tackles (31 solo) with one tackle for loss, one forced fumble, 10 passes defended and four interceptions...According to PFF, allowed only one catch on four targets for 13 yards against the Packers...Recorded two interceptions in the Week 7 over the Raiders, returning one takeaway for a touchdown, his first-career INT returned for a TD, and became the first Bears defender to register two interceptions in a single game since 2020...Made third interception of season in Week 12...In Week 14 vs. the Lions, picked off Goff early in the second quarter, marking his fourth INT of the season and second in the last two games...According to PFF, only allowed more than 25 yards in single coverage in one game (Week 2).

**2022 SEASON (BEARS):** Played in and started 11 games before going on Reserve/Injured after Week 15...Started Week 1 at defensive back in the win vs. San Francisco; forced Chicago's first turnover of the 2022 NFL season, punching the ball out of WR Deebo Samuel's hands with 9:10 to go in the first quarter...Johnson finished the contest with four tackles (three solo) and one tackle for loss on top of his forced fumble...Started and played every defensive snap in Week 2 at Green Bay...Returned to the starting lineup in Week 6 vs. Washington, finishing with three combined tackles (two solo) and one pass defended...Registered a pair of tackles (both solo) against the Patriots in Week 7...Had one tackle and one pass defended in Week 8 at Dallas...Had four total tackles (three solo) and one PD in Week 9 vs. Miami...Recorded four total tackles (all solo) against the Lions in Week 10...Had two tackles (one solo) and the first fumble recovery of his career against the Falcons in Week 11...Finished with seven total tackles (five solo) and one PD against the Jets in Week 12...Recorded a career-best six solo tackles as well as three passes defended against the Eagles in Week 15...Marked third time in career with three or more PD in a game, with the last time doing so coming on Sept. 9, 2021 vs. Cincinnati, where he had a career-best four PD.

**2021 SEASON (BEARS):** Started in 15 games, only missing two due to COVID-19...Finished the season with 46 tackles (37 solo) and nine PDs...Registered five tackles (three solo) and recorded a PD in the Bears season-opener against the Rams...Snagged his first career INT in the fourth quarter of the Week 2 win over the Bengals...Logged three solo tackles at the Browns in Week 3...Recorded two tackles to contribute to the Bears Week 5 win at the Raiders...Registered three tackles in Week 6 vs. the Packers...Recorded a team-high and season-high six tackles (five solo) and forced his first career fumble in the Week 12 victory at the Lions.

**2020 SEASON (BEARS):** Started all but three games (Weeks 15-17) for the Bears at cornerback, missing the final three games and the Wild Card playoff game due to a shoulder injury...Despite missing the last three regular season games, still finished fourth in the NFC with 15 PDs; had five games with multiple PDs...Five PDs in first two games were the second most by a rookie defender in their first two games since the league started tracking PDs in 1999 (Marcus Peters had seven through his first two games in 2015)...Started at cornerback Week 1 at Detroit, making him the first Bears rookie to start at corner on opening day since Walt Harris in 1996; became the first non-first round draft pick to start at corner for the Bears in the opener since Mike Richardson in 1983; also broke up a Matthew Stafford pass in the end zone on the final play to help secure the victory...Recorded three tackles and two PDs in the win at the Panthers...Broke up a pass on Carolina's opening drive that led to a Tashaun Gipson INT and setting up Chicago's first touchdown...Logged five tackles, second most of the season, in Week 10 and added one PD.

**TRANSACTIONS:**

**07/21/2020:** Signed by the Bears/draft choice (four-year contract through 2023)

**03/05/2024:** Signed non-exclusive franchise tag with Bears

**03/07/2024:** Re-signed with Bears (four-year contract through 2027)

**COLLEGE:** 2019 All-American and two-time first-team All-Pac-12 cornerback (2018-19)...Played in 38 career games with 29 starts, logging seven career interceptions and 28 career passes defended...His 21 career pass breakups ranked tied for 10th all-time at Utah...2018 and 2019 First Team All-Pac-12; earned second-team All-America honors from Walter Camp and the Associated Press in 2019...Also earned second-team All-America honors from *Sports Illustrated* and *USA Today* and third-team honors from *Pro Football Focus* and *Phil Steele*...Started 13 games at corner, missing the bowl game after declaring for the NFL Draft...Ranked third in the Pac-12 and led Utah with 11 pass breakups, fourth in the league in passes defended (13) and passes defended per game (1.00)...Three tackles vs. Washington and returned an interception 39 for his second career touchdown...Started all 14 games at corner in 2018, recorded four interceptions led Utah and tied for third in the Pac-12...Second in the Pac-12 and eighth in the nation with 126 interception return yards; recorded 41 tackles (2.0 TFL, 1.0 sack)...Named Pac-12 Defensive Player of the Week after returning an interception 100 yards for a touchdown against Stanford for just the third 100-yard interception return in Utah's history...Played in all 12 regular season games as a freshman in 2017 with two starts (Arizona, Washington).

**PERSONAL:** Attended Central High School (Fla)...Named to the US Army High School All-American Bowl...Sixth-ranked cornerback in the 2017 recruiting class by *Rivals.com* and eighth by *Scout*...2016 First Team *USA Today* All-USA California Football Team...Also lettered three years in basketball...Business major, received his degree in December 2019.

JAYLON JOHNSON'S NFL REGULAR SEASON DEFENSIVE STATISTICS

				TACKLES								INTERCEPTIONS					O. FUMB				ST				MISC		
DATE	TEAM	GP	GS	TK	S	A	TFL	YDS	SK	YDS	QBH	NO	YDS	LG	TD	PD	FF	FR	TD	YDS	TK	S	A	FF	FR	S	A
2020	Bears	13	13	44	34	10	1	4	0.0	0.0	0	0	0	0	0	15	0	0	0	0	0	0	0	0	0	0	0
2021	Bears	15	15	46	37	9	1	1	0.0	0.0	0	1	3	3	0	9	1	0	0	0	0	0	0	0	0	0	0
2022	Bears	11	11	35	28	7	1	0	0.0	0.0	0	0	0	0	0	7	1	1	0	17	0	0	0	0	0	0	0
2023	Bears	14	14	36	31	5	1	1	0.0	0.0	0	4	65	39	1	10	1	0	0	0	0	0	0	0	0	0	0
2024	Bears	17	17	53	42	11	7	18	0.0	0.0	0	2	11	9	0	8	1	0	0	0	0	0	0	0	0	0	0
NFL TOTALS		70	70	214	172	42	11	24	0.0	0.0	0	7	79	39	1	49	4	1	0	17	0	0	0	0	0	0	0

JAYLON JOHNSON'S NFL POSTSEASON DEFENSIVE STATISTICS

				TACKLES								INTERCEPTIONS					O. FUMB				ST				MISC		
DATE	TEAM	GP	GS	TK	S	A	TFL	YDS	SK	YDS	QBH	NO	YDS	LG	TD	PD	FF	FR	TD	YDS	TK	S	A	FF	FR	S	A
2020	Bears	0	0	0	0	0	0	0	0.0	0.0	0	0	0	0	0	0	0	0	0	0	0	0	0	0	0	0	0
NFL TOTALS		0	0	0	0	0	0	0	0.0	0.0	0	0	0	0	0	0	0	0	0	0	0	0	0	0	0	0	0

SINGLE-GAME HIGHS: DEFENSIVE

**Total Tackles** 7 at New York Jets, Nov 27, 2022  
**Solo Tackles** 6 vs. Philadelphia Eagles, Dec 18, 2022  
**Passes Defensed** 4 vs. Cincinnati Bengals, Sep 19, 2021  
**Forced Fumbles** 1 at Green Bay Packers, Jan 05, 2025  
...3 more at 1.  
**Fumble Recoveries** 1 at Atlanta Falcons, Nov 20, 2022

**Tackles For Loss** 2 at San Francisco 49ers, Dec 08, 2024  
...1 more at 2.  
**Interceptions** 2 vs. Las Vegas Raiders, Oct 22, 2023  
**Interception Return Yards** 39 vs. Las Vegas Raiders, Oct 22, 2023  
**Longest Opp Fumble Return** 17 at Atlanta Falcons, Nov 20, 2022



Roschon

# JOHNSON

**23**

Ht: 6-0  
DOB: 1/31/01  
Bears Season: 2  
Acquired: D4a-'23

Wt: 227  
College: Texas  
NFL Season: 2

**RUNNING BACK**

**CAREER:** Entering his third season with Chicago, he was drafted by the Bears in Round 4 (No. 115 overall) of the 2023 NFL Draft...Has played in 29 games for the Bears, recording 136 carries for 502 yards with eight touchdowns and 50 catches for 313 yards...Led all Bears rookies in carries, rushing yards, catches, receiving yards, touchdowns and scrimmage yards in 2023.

**2024 SEASON (BEARS):** He played in 14 games totaling 55 carries for 150 yards and a career high six touchdowns along with 16 receptions for 104 yards...Nearly a third of his touches this season have resulted in a first down, he has recorded 22 total first downs (17 rushing, six receiving)...Had two rushing touchdowns in the Bears Week 5 win over the Panthers...In Week 6, had a 17-yard reception on a third-and-six setting the Bears up to score their first touchdown of the day on the very next play...Scored his fourth touchdown of the season in Week 8, on a late fourth quarter 1-yard TD plunge...Tied his career high with 10 carries in Week 1, including a 1-yard touchdown run in the second quarter...Got the Bears on the board in Week 12 scoring his sixth touchdown of a season on a one-yard rush in the first quarter.

**2023 SEASON (BEARS):** In 15 games as a rookie, recorded 81 carries for 352 yards with two touchdowns and 34 catches for 209 yards...Made NFL debut in Week 1 against the Packers...Played 29 offensive snaps and recorded five carries for 20 yards with one touchdown and six catches for 35 yards...Scored his first-career touchdown with 2:54 remaining in the fourth quarter and became the first Bears rookie to score a touchdown in his NFL debut since Justin Fields in 2021...Had a game-long 29 yard carry in Week 2 against the Buccaneers...Finished game with four carries for 32 yards...Made one tackle on interception return...Recorded eight carries for 38 yards in Week against the Chiefs...In Week 4 against the Broncos, had five carries for 13 yards...Recorded three rushes for 19 yards in Week 5...Recorded season-high 10 carries for 35 yards in Week 12...Carried the ball five times for 36 yards, including a 22-yard rush and hauled in four receptions for 24 yards Week 15 at Cleveland...Recorded second touchdown of the season in Week 17 against the Falcons...With five-yard reception in the fourth quarter, eclipsed 200 receiving yards on the season; finished the game with seven carries for 21 yards with one touchdown and three catches for 38 yards...Against the Packers in Week 18, rushed five times for 20 yards.

**TRANSACTIONS:**  
04/29/2023: Drafted by the Chicago Bears (No. 115 overall)

**COLLEGE:** A four-year running back who played in 47 career games with five starts...Ranked 18th on Texas' all-time rushing list with 2,190 yards on 392 carries (5.6ypc)...His 23 career rushing touchdowns and 26 total touchdowns are tied for 17th in program history...An honorable mention All-Big 12 selection in 2022 by the league's coaches...A 2022 preseason watch list candidate for the Doak Walker Award...Named a fourth-team All-Big 12 Preseason selection by Athlon Sports in 2021...Enrolled as a quarterback in January 2019...Switched to running back during fall camp prior to the 2019 season following injuries...Made his debut versus Louisiana Tech in the 2019 season opener...A three-time Academic All-Big 12 First Team selection (2020-22)...A seven-time member of the Big 12 Commissioner's Honor Roll...Was an All-American quarterback in high school.

**PERSONAL:** Prepped at Port Neches-Groves High School in in Port Neches, Texas, where he played quarterback...Was an All-State and three-time All-District player...Finished as Port Neches-Groves all-time leading passer with 7,710 yards and second all-time leading rusher with 4,900 yards to go along with 85 total touchdowns...Selected to the 2019 Under Armour All-American Game...Led Port Neches-Groves to three district championships and three 5A Division II regional playoff appearances...As a junior, was a unanimous first team in District 12-5A II selection...As a sophomore, was named honorable mention 5A All-State by the Texas Sports Writers Association...Also competed in track and field in high school...Was an honor roll student in high school who maintained a 4.0 GPA.

ROSCHON JOHNSON'S NFL REGULAR SEASON RUSHING/RECEIVING STATISTICS													
RUSHING													
DATE	TEAM	GP	GS	NO.	YDS.	AVG.	LG	TD	NO.	YDS.	AVG.	LG	TD
2023	Bears	15	0	81	352	4.3	29	2	34	209	6.1	24	0
2024	Bears	14	0	55	150	2.7	9	6	16	104	6.5	17	0
NFL TOTALS		29	0	136	502	3.7	29	8	50	313	6.3	24	0

ROSCHON JOHNSON'S NFL REGULAR SEASON RETURN STATISTICS													
KICKOFF RETURNS													
DATE	TEAM	RET.	YDS.	AVG.	LG	TD	NO.	FC	YDS.	AVG.	LG	TD	
2023	Bears	1	0	0.0	0	0	0	0	0	0.0	0	0	
2024	Bears	0	0	0.0	0	0	0	0	0	0.0	0	0	
NFL TOTALS		1	0	0.0	0	0	0	0	0	0.0	0	0	



SINGLE-GAME HIGHS: RUSHING/RECEIVING

<b>Rush Attempts</b>	10 vs. Green Bay Packers, Nov 17, 2024 ...2 more at 10.
<b>Rushing Yards</b>	38 at Kansas City Chiefs, Sep 24, 2023
<b>Rushing Average</b>	4.8 at Kansas City Chiefs, Sep 24, 2023
<b>Longest Runs</b>	29 at Tampa Bay Buccaneers, Sep 17, 2023
<b>Rushing TDs</b>	2 vs. Carolina Panthers, Oct 06, 2024
<b>Receptions</b>	6 vs. Green Bay Packers, Sep 10, 2023
<b>Receiving Yards</b>	40 at Minnesota Vikings, Nov 27, 2023

<b>Receiving Average</b>	12.7 vs. Atlanta Falcons, Dec 31, 2023
<b>Longest Receptions</b>	24 vs. Atlanta Falcons, Dec 31, 2023
<b>All-Purpose Yards</b>	75 at Minnesota Vikings, Nov 27, 2023
<b>Special Teams Tackles</b>	1 vs. Arizona Cardinals, Dec 24, 2023 ...1 more at 1.
<b>Most TDs</b>	2 vs. Carolina Panthers, Oct 06, 2024
<b>Scrimmage Yards</b>	75 at Minnesota Vikings, Nov 27, 2023



Braxton  
**JONES**

70

Ht: 6-5  
DOB: 3/27/99  
Bears Season: 4  
Acquired: D5a-'22

Wt: 303  
College: Southern Utah  
NFL Season: 4

**OFFENSIVE LINEMAN**

**PRO CAREER:** Drafted by Chicago in the fifth round of the 2022 NFL Draft (No. 168 overall), he enters his fourth season with the Bears...Started in all 38 games appeared in.

**2024 SEASON (BEARS):** Started 12 games at left tackle...Was placed on injured reserve following Week 16.

**2023 SEASON (BEARS):** Started at left tackles in all 11 games he appeared in...Returned to action in Week 9 after spending time on injured reserve.

**2022 SEASON (BEARS):** Started every game of the 2022 season as a rookie...Started at left tackle in Week 1 vs. San Francisco and played every offensive snap...In making the start, became just the sixth offensive lineman drafted in the fifth round or later to start a game at left tackle for an NFL team, joining Russell Freeman (DEN, 1992), Everett Lindsay (MIN, 1993), Shar Pourdanesh (WAS, 1996), Mike Harris (SD, 2012) and Desmond Harrison (CLE, 2018) (*STATS Research*).

**TRANSACTIONS:**  
**04/30/2022:** Drafted by the Bears in the fifth round of the 2022 NFL Draft (No. 168 overall)  
**05/06/2022:** Signed by the Bears/draft choice (four-year contract through 2025)

**COLLEGE:** 2021 first-team All-Big Sky selection...HERO Sports FCS All-American selection...AP FCS First Team All-America selection...In 2019, was named Sophomore All-American by HERO Sports...Named to the All-Big Sky Third Team...Appeared in all but one game over career.

**PERSONAL:** Named Offensive MVP and All-Region two years in a row while playing for Murray High School (Utah)...Also played basketball.

BRAXTON JONES' NFL REGULAR SEASON STATISTICS			
DATE	TEAM	GP	GS
2022	Bears	17	17
2023	Bears	11	11
2024	Bears	12	12
NFL TOTALS		40	40



Case

**KEENUM****11**

Ht: 6-1  
 DOB: 2/17/88  
 Bears Season: 1  
 Acquired: UFA-'25 (Hou.)

Wt: 220  
 College: Houston  
 NFL Season: 13

**QUARTERBACK**

**PRO CAREER:** Entering his 14th season in the NFL and first with the Bears in 2025...Has played in 80 career regular-seasons games with 66 starts for the Houston Texans (2012-13, '14, '23-24) St. Louis/Los Angeles Rams (2014, '15-16), Minnesota Vikings (2017), Denver Broncos (2018), Washington (2019), Cleveland Browns (2020-21) and Buffalo Bills (2022)...In his career, Keenum has completed 1,392-of-2,233 passes (62.3) for 15,175 yards with 79 passing touchdowns and a quarterback rating of 84.6...Keenum also has a pair of playoff starts, he helped the Vikings reach the NFC championship game in 2017...Originally entered the NFL with the Texans as an undrafted free agent in 2012.

**2024 SEASON (TEXANS):** Spent the season on the reserved/injured list.

**2023 SEASON (TEXANS):** Started a pair of games...Went 34-53 (64.2) for 291 yards and a touchdown as the Texans made their first playoff appearance since 2019.

**2022 SEASON (BILLS):** Serving as the backup quarterback, appeared in a pair of games.

**2021 SEASON (BROWNS):** Played in seven games with two starts...Went 47-72 (65.3) for 462 yards and three touchdowns.

**2020 SEASON (BROWNS):** Appeared in two games helping the Browns reach the postseason for the first time since 2002.

**2019 SEASON (COMMANDERS):** Played in 10 games making eight starts...Went 160-247 (64.3) for 1,707 yards and 11 touchdown passes with a 91.3 quarterback rating.

**2018 SEASON (BRONCOS):** Started all 16 games...Set career highs with 365 completions on 586 attempts and 3,890 passing yards to go along with 18 passing touchdowns and an 81.2 rating.

**2017 SEASON (VIKINGS):** Played in 15 regular-seasons games (14 starts) leading the Vikings to an NFC North title and the NFC's number two seed...Went 325-481 passing for a career high 67.6 completion percentage, the second-best mark in the NFL for the seasons...Threw for 22 touchdowns and just seven interceptions finishing the season with a career best 98.3 quarterback rating, good for seventh in the NFL...Starting both postseason games, Keenum helped the Vikings win their first playoff game since 2009 and advance to the NFC Championship Game.

**2016 SEASON (RAMS):** Started in nine of the 10 games he played...Went 196-322 (60.9) for 2,201 yards and nine touchdowns.

**2015 SEASON (RAMS):** Played in six games with five starts...Went 76-125 (60.8) for 828 yards and four touchdowns.

**2014 SEASON (RAMS/ TEXANS):** Spent parts of the season on the Rams active roster and practice squad before being signed to the Texans active roster...Started Weeks 16 & 17 in Houston securing wins in both starts...Went 45-77 (58.4) for 435 yards and two touchdowns.

**2013 SEASON (TEXANS):** Made his NFL debut in Week 7, going on to start eight games...Threw for 1,760 yards, going 137-253 (54.2) passing and completed nine touchdowns.

**2012 SEASON (TEXANS):** Spent the season on the practice squad.

**TRANSACTIONS:**

**05/12/2012:** Signed/undrafted free agent to the Texans

**08/31/2012:** Released by Texans

**09/01/2012:** Signed to Texans practice squad

**01/14/2013:** Re-signed with Texans

**08/31/2014:** Released by Texans

**09/01/2014:** Acquired via waivers by Rams

**10/28/2014:** Released by Rams

**10/29/2014:** Signed to Rams practice squad

**12/15/2014:** Signed to Texans active roster

**03/11/2015:** Traded to Rams (2015 7th round pick)

**04/18/2016:** Re-signed with Rams

**03/31/2017:** Signed by Vikings

**03/15/2018:** Signed by Broncos

**03/13/2019:** Traded to Washington (2020 6th round pick)

**03/18/2020:** Signed by Browns

**03/20/2022:** Traded to Bills (2022 7th round pick)

**03/17/2023:** Signed by Texans

**04/04/2025:** Signed/UFA by Bears

**COLLEGE:** Played five years at Houston (2007-11)...Concluded his college career as the NCAA's all-time leading passer with 19,217 yards and 155 touchdowns...Played in 57 games and completed 69.4 percent of his passes during his five years with the Cougars...Earned the 2009 and 2011 Sammy Baugh Trophy, awarded to the nation's top college passer.

**PERSONAL:** Prepped at Wylie High School in Abilene, Texas, where he passed for 6,783 yards and 48 touchdowns...Led the Bulldogs to 31 wins in 42 starts, including a state title in 2004...Also lettered in basketball and track.

REGULAR SEASON COMPARISON: PASSING - MIAMI DOLPHINS

DATE	OPP	W/L	GP/GS	C	ATT	YDS.	AVG.	TD	LG	INT	SK	SKYD	RTG
10/13/19	WAS @ MIA	W	S	13	25	166	6.6	2	33	0	0	0	99.8
TOTALS		1/0	1/1	13	25	166	6.6	2	33	0	0	0	-

CASE KEENUM'S NFL REGULAR SEASON PASSING STATISTICS

DATE	TEAM	GP	GS	ATT.	CMP.	PCT.	YDS	AVG.	TD	INT.	LG	SK	LST	RATE
2012	Texans	0	0	0	0	0.0	0	0.0	0	0	0	0	0	0.0
2013	Texans	8	8	253	137	54.2	1,760	7.0	9	6	66	19	201	78.2
2014	Rams	0	0	0	0	0.0	0	0.0	0	0	0	0	0	0.0
Went from St. Louis to Houston.														
2014	Texans	2	2	77	45	58.4	435	5.6	2	2	35	3	15	72.2
2014	TOTAL	2	2	77	45	58.4	435	5.6	2	2	35	3	15	72.2
2015	Rams	6	5	125	76	60.8	828	6.6	4	1	60t	4	28	87.7
2016	Rams	10	9	322	196	60.9	2,201	6.8	9	11	65t	23	140	76.4
2017	Vikings	15	14	481	325	67.6	3,547	7.4	22	7	65t	22	136	98.3
2018	Broncos	16	16	586	365	62.3	3,890	6.6	18	15	64t	34	235	81.2
2019	Redskins	10	8	247	160	64.8	1,707	6.9	11	5	69t	15	145	91.3
2020	Browns	2	0	10	5	50.0	46	4.6	0	0	24	0	0	62.9
2021	Browns	7	2	72	47	65.3	462	6.4	3	1	34	5	29	91.3
2022	Bills	2	0	7	2	28.6	8	1.1	0	0	5	0	0	39.6
2023	Texans	2	2	53	34	64.2	291	5.5	1	3	41	6	60	61.1
2024	Texans	0	0	0	0	0.0	0	0.0	0	0	0	0	0	0.0
TOTALS		80	66	2,233	1,392	62.3	15,175	6.8	79	51	69T	131	989	84.6

CASE KEENUM'S NFL POSTSEASON PASSING STATISTICS

DATE	TEAM	GP	GS	ATT.	CMP.	PCT.	YDS	AVG.	TD	INT.	LG	SK	LST	RATE
2017	Vikings	2	2	88	53	60.2	589	6.7	2	3	61t	3	18	73.5
2020	Browns	0	0	0	0	0.0	0	0.0	0	0	0	0	0	0.0
2022	Bills	0	0	0	0	0.0	0	0.0	0	0	0	0	0	0.0
2023	Texans	0	0	0	0	0.0	0	0.0	0	0	0	0	0	0.0
2024	Texans	0	0	0	0	0.0	0	0.0	0	0	0	0	0	0.0
TOTALS		2	2	88	53	60.2	589	6.7	2	3	61T	3	18	73.5

CASE KEENUM'S NFL REGULAR SEASON RUSHING STATISTICS

DATE	TEAM	NO.	YDS.	AVG.	LG	TD
2012	Texans	0	0	0.0	0	0
2013	Texans	14	72	5.1	22	1
2014	Rams	0	0	0.0	0	0
Went from St. Louis to Houston.						
2014	Texans	10	35	3.5	13	0
2014	TOTAL	10	35	3.5	13	0
2015	Rams	12	5	0.4	4	0
2016	Rams	20	51	2.6	13	1
2017	Vikings	40	160	4.0	22	1
2018	Broncos	26	93	3.6	17	2
2019	Redskins	9	12	1.3	9	1
2020	Browns	0	0	0.0	0	0
2021	Browns	12	22	1.8	10	0
2022	Bills	5	0	0.0	4	0
2023	Texans	2	1	0.5	1	0
2024	Texans	0	0	0.0	0	0
TOTALS		150	451	3.0	22	6

CASE KEENUM'S NFL POSTSEASON RUSHING STATISTICS

DATE	TEAM	NO.	YDS.	AVG.	LG	TD
2017	Vikings	2	12	6.0	8	0
2020	Browns	0	0	0.0	0	0
2022	Bills	0	0	0.0	0	0
2023	Texans	0	0	0.0	0	0
2024	Texans	0	0	0.0	0	0
TOTALS		2	12	6.0	8	0

## CASE KEENUM'S NFL REGULAR SEASON PASSING/RUSHING STATISTICS

DATE	TEAM	GP	GS	PASSING											RUSHING				
				ATT.	CMP.	PCT.	YDS	AVG.	TD	INT.	LG	SK	LST	RATE	NO.	YDS.	AVG.	LG	TD
2012	Texans	0	0	0	0	0.0	0	0.0	0	0	0	0	0	0.0	0	0	0.0	0	0
2013	Texans	8	8	253	137	54.2	1,760	7.0	9	6	66	19	201	78.2	14	72	5.1	22	1
2014	Rams	0	0	0	0	0.0	0	0.0	0	0	0	0	0	0.0	0	0	0.0	0	0
Went from St. Louis to Houston.																			
2014	Texans	2	2	77	45	58.4	435	5.6	2	2	35	3	15	72.2	10	35	3.5	13	0
2014	TOTAL	2	2	77	45	58.4	435	5.6	2	2	35	3	15	72.2	10	35	3.5	13	0
2015	Rams	6	5	125	76	60.8	828	6.6	4	1	60t	4	28	87.7	12	5	0.4	4	0
2016	Rams	10	9	322	196	60.9	2,201	6.8	9	11	65t	23	140	76.4	20	51	2.6	13	1
2017	Vikings	15	14	481	325	67.6	3,547	7.4	22	7	65t	22	136	98.3	40	160	4.0	22	1
2018	Broncos	16	16	586	365	62.3	3,890	6.6	18	15	64t	34	235	81.2	26	93	3.6	17	2
2019	Redskins	10	8	247	160	64.8	1,707	6.9	11	5	69t	15	145	91.3	9	12	1.3	9	1
2020	Browns	2	0	10	5	50.0	46	4.6	0	0	24	0	0	62.9	0	0	0.0	0	0
2021	Browns	7	2	72	47	65.3	462	6.4	3	1	34	5	29	91.3	12	22	1.8	10	0
2022	Bills	2	0	7	2	28.6	8	1.1	0	0	5	0	0	39.6	5	0	0.0	4	0
2023	Texans	2	2	53	34	64.2	291	5.5	1	3	41	6	60	61.1	2	1	0.5	1	0
2024	Texans	0	0	0	0	0.0	0	0.0	0	0	0	0	0	0.0	0	0	0.0	0	0
TOTALS		80	66	2,233	1,392	62.3	15,175	6.8	79	51	69t	131	989	84.6	150	451	3.0	22	6

## CASE KEENUM'S NFL POSTSEASON PASSING/RUSHING STATISTICS

DATE	TEAM	GP	GS	PASSING											RUSHING				
				ATT.	CMP.	PCT.	YDS	AVG.	TD	INT.	LG	SK	LST	RATE	NO.	YDS.	AVG.	LG	TD
2017	Vikings	2	2	88	53	60.2	589	6.7	2	3	61t	3	18	73.5	2	12	6.0	8	0
2020	Browns	0	0	0	0	0.0	0	0.0	0	0	0	0	0	0.0	0	0	0.0	0	0
2022	Bills	0	0	0	0	0.0	0	0.0	0	0	0	0	0	0.0	0	0	0.0	0	0
2023	Texans	0	0	0	0	0.0	0	0.0	0	0	0	0	0	0.0	0	0	0.0	0	0
2024	Texans	0	0	0	0	0.0	0	0.0	0	0	0	0	0	0.0	0	0	0.0	0	0
TOTALS		2	2	88	53	60.2	589	6.7	2	3	61t	3	18	73.5	2	12	6.0	8	0

### SINGLE-GAME HIGHS: QUARTERBACK

**Pass Attempts** 53 vs. New York Giants, Oct 23, 2016  
**Pass Completions** 35 at New York Jets, Oct 07, 2018  
**Yards Passing** 380 at Philadelphia Eagles, Sep 08, 2019  
**TD Passes** 4 at Washington Commanders, Nov 12, 2017  
**Long Passes** 69t at Philadelphia Eagles, Sep 08, 2019  
**Completion Percentage** 87.0 vs. Cincinnati Bengals, Dec 17, 2017

**Passer Rating** 142.1 vs. Tampa Bay Buccaneers, Sep 24, 2017  
**Rush Attempts** 7 at Detroit Lions, Nov 23, 2017  
**Rushing Yards** 40 at Carolina Panthers, Dec 10, 2017  
**Rushing Average** 2.9 at Detroit Lions, Nov 23, 2017  
**Longest Runs** 22 at Chicago Bears, Oct 09, 2017  
...1 more at 22.  
**Rushing TDs** 1 vs. New York Giants, Dec 22, 2019  
...5 more at 1.

### SINGLE-GAME HIGHS - POSTSEASON: QUARTERBACK

**Pass Attempts** 48 at Philadelphia Eagles, Jan 21, 2018  
**Pass Completions** 28 at Philadelphia Eagles, Jan 21, 2018  
**Yards Passing** 318 vs. New Orleans Saints, Jan 14, 2018  
**TD Passes** 1 at Philadelphia Eagles, Jan 21, 2018  
...1 more at 1.  
**Long Passes** 61t vs. New Orleans Saints, Jan 14, 2018

**Completion Percentage** 62.5 vs. New Orleans Saints, Jan 14, 2018  
**Passer Rating** 85.2 vs. New Orleans Saints, Jan 14, 2018  
**Rush Attempts** 1 at Philadelphia Eagles, Jan 21, 2018  
...1 more at 1.  
**Rushing Yards** 8 at Philadelphia Eagles, Jan 21, 2018  
**Longest Runs** 8 at Philadelphia Eagles, Jan 21, 2018

### 300-YARD PASSING GAMES (9): REGULAR SEASON

DATE	TEAM	COMP.	ATT.	YDS.	AVG.	LG	TD	INT
11/03/13	COLTS	20	34	350	17.5	62t	3	0
10/16/16	at Lions	27	32	321	11.9	47	3	1
09/24/17	BUCCANEERS	25	33	369	14.8	59t	3	0
11/12/17	at Commanders	21	29	304	14.5	51	4	2
09/09/18	SEAHAWKS	25	39	329	13.2	43t	3	3
10/07/18	at Jets	35	51	377	10.8	42t	2	1
10/14/18	RAMS	25	41	322	12.9	45	2	1
09/08/19	at Eagles	30	44	380	12.7	69t	3	0
09/23/19	BEARS	30	43	332	11.1	33	2	3

### 300-YARD PASSING GAMES (1): POSTSEASON

DATE	TEAM	COMP.	ATT.	YDS.	AVG.	LG	TD	INT
01/14/18	SAINTS	25	40	318	12.7	61t	1	1



Cole

**KMET**

(kuh-MET)

**85**

Ht: 6-6

DOB: 3/10/99

Bears Season: 6

Acquired: D2A-20

Wt: 257

College: Notre Dame

NFL Season: 6

**TIGHT END**

**PRO CAREER:** Finished his fifth season with the Bears in 2025...Originally selected in the second round of the 2020 NFL Draft (43rd overall) by the Bears...Has played in 84 career games (77 starts), recording 2,592 career receiving yards and 19 touchdowns on 258 catches...All-time, amongst Bears tight ends, ranks second in receptions, fourth in receiving yards, second in first down catches (129) and third in touchdowns...His 254 catches rank as the fifth-most by a Bears pass catcher in their first five professional seasons.

**HONORS:**

**2024:** NFC Special Teams Player of the Week (Week 6)

**2024 SEASON (BEARS):** Started all 17 games and has 47 receptions for 474 yards (10.1 avg.), four touchdowns and 25 first down receptions...In Week 3 tied a career high with 10 receptions for 97 yards and a touchdown...In Week 6 he, along with WR Keenan Allen, each had a pair of touchdown catches becoming the first Bears teammates to record multiple touchdowns catches in the same game since 1970...It was his fifth game with multiple receiving touchdowns on 2022, tied for the fourth most such games in the NFL over that stretch...After an injury to LS Scott Daly, served as the teams long snapper in Week 6 helping the unit go 5-5 on extra points and earned NFC Special Teams Player of the Week...With three catches in Week 11 he upped his career total to 243, passing Desmond Clark for the second most by a tight end in Bears history...In Week 12 he had seven catches for 64 yards reaching 2,500 receiving yards (2,540) and 250 receptions for his career...With his touchdown in Week 16 he moved into third in Bears history for touchdown receptions by a tight end with 19.

**2023 SEASON (BEARS):** Started and played in all 17 games this season...On the season, had 73 catches for 719 yards and six touchdowns...Finished with five catches for 44 yards in Week 1 against the Packers...Caught four catches for 38 yards against the Buccaneers in Week 2...Eclipsed 1,500 scrimmage and receiving yards for his career in Week 3 against the Chiefs, becoming just the sixth Bears tight end to reach 1,500 receiving yards since the NFL-AFL merger in 1970...Finished the game with two catches for 22 yards...Reached 10 touchdowns for career in Week 4 against the Broncos...Finished the game with seven catches for 85 yards and two touchdowns, marking third multi-touchdown game of career...Recorded five catches for 42 yards and a touchdown in Week 5...Had four touchdowns in Weeks 4 and 5...Recorded two catches for nine yards in Week 6...Posted a season-high ten catches for 79 yards in Week 8 against the Chargers...Scored on opening drive of Week 9...Was only the second touchdown the Saints defense allowed on their opponent's opening drive...Caught second touchdown of the game in the second quarter...Marked second game with multiple touchdowns this season (fourth career multi-touchdown performance)...Finished game with six catches for 55 yards with two touchdowns...Passed 400 receiving yards on the season in Week 10...Finished game with five catches for 45 yards...In Week 14 vs. the Lions, passed Greg Olsen on the Bears all-time receiving list for tight ends...In the second quarter, with 41-yard reception, reached 500 yards on the season...Was also longest reception this season and second-longest of his career (50-yard TD, 2022 vs. Detroit)...Marked third-straight season with 500 receiving yards...Also passed Olsen for most games played by a Bears tight end...Hauled in five receptions for 23 yards and a 5-yard TD pass in Week 17 at Cleveland...On the opening drive in Week 18 at Green Bay, Kmet passed Martellus Bennett for third on the Bears all-time receptions list for tight ends...Also passed Bennett for fourth on the Bears all-time receiving yards list among tight ends.

**2022 SEASON (BEARS):** Started in all 17 games of the 2022 season and led the Bears in receiving yards with 544...In Week 3 vs. Houston, finished the contest with three catches for 40 yards...Had three catches for 16 yards at New York in Week 4...Caught four passes for 45 yards against the Vikings in Week 5...Against the Cowboys in Week 8, caught a 10-yard touchdown pass from Fields with 13:45 left in the fourth quarter to give the Bears their fourth touchdown of the afternoon...Was his first touchdown of the season, and the third of his career...His last touchdown came on Dec. 6, 2020 vs. Detroit...In Week 9 vs. Miami, finished the day with five receptions for 41 yards and a career-best two touchdown receptions...Found the endzone on the opening play of the second quarter, scoring on an 18-yard pass from Justin Fields...Was his career touchdown and his second on the season after scoring at Dallas in Week 8...Prior to him, the last time a Bears player caught touchdown passes in consecutive games was Jimmy Graham in Weeks 12 and 13 of the 2021 season...Connected again for a score, this time on a four-yard touchdown pass with 11:42 left in the fourth quarter to cap off a 10-play, 65-yard drive...He was the first Bears player with multiple receiving touchdowns in a single game since tight end Jimmy Graham on Dec. 27, 2020 at Jacksonville...Followed up in Week 10 vs. Detroit with his second straight game with multiple touchdown receptions, hauling in four catches for 74 yards and a pair of TDs...First scored on a six-yard pass to finish a 10 play, 76-yard drive with 7:40 remaining in the third quarter...On the Bears' next possession, Fields and Kmet connected for a 50-yard touchdown pass with 2:53 remaining in the third quarter to extend the Chicago lead to 23-10...His second touchdown reception of the game also marks his fifth in his last three games as well as his second game with multiple touchdown receptions this season...The last Bears tight end to log touchdowns in three consecutive games was Trey Burton in 2018, scoring in Weeks 4-7 (Week 5 was a Bye Week)...Hauled in three passes for 35 yards against the Falcons in Week 11...Caught three passes for 27 yards against the Jets in Week 12...Had 72 yards receiving on a team-best six catches...His six catches are tied for the second-most in a game in his career, and his 72 yards is the third-most he's recorded in a single game...Caught four passes for 25 yards against the Eagles in Week 15...Caught two passes for 27 yards at Detroit in Week 17, one of which went for a touchdown, which was his sixth TD reception of the season and the eighth of his career...Had four receptions for 57 yards and a touchdown in Week 18 vs. Minnesota.

**2021 SEASON (BEARS):** Started in all 17 games of the 2021 season...Surpassed 500 receiving yards on the season in Week 16 at Seattle, Trey Burton was Chicago's most recent tight end to surpass the 500-yard mark, doing so in 2018 with 569 receiving yards on 54 receptions...His 612 receiving yards on the season were the second-highest on the team...Recorded five receptions for 42 yards vs. the Rams...Logged two receptions for 22 yards in the Week 5 win at the Raiders...Recorded 49 all-purpose yards in Week 6 vs. the Packers...Caught five passes for 43 yards, including in a 22-yard reception, his second-longest to date, in Week 7 at Tampa Bay...Logged a career-high 87 yards on six receptions (14.5 avg.) Week 9 at the Steelers...Caught eight passes for 65 yards during the Week 12 win at the Lions, his second-highest receiving total of his career, trailing only an 87-yard performance at Pittsburgh (Nov. 8)...Hauled in three receptions for 17 yards Week 14 at the Packers...Caught six passes for a team-high 71 receiving yards in Week 15 vs. the Vikings...Surpassed 500 receiving yards on the season in the Week 16 win at Seattle with four catches for 49 yards (12.3 avg.)...Hauled in four receptions for 48 yards (12.0 avg.) in the Bears final game vs. Minnesota in Week 18...Now has nine career touchdown receptions and seven this season...Those seven touchdowns are tied with New Orleans' Juwan Johnson for third in the NFL amongst all tight ends, and its the third most by a Bears tight end in a single season.

**2020 SEASON (BEARS):** Started nine of 16 games in his rookie season; had 28 catches for 243 yards and two TDs on the season...Caught 20 passes over the final five games of the regular season after catching only eight passes over the first 11 games...Caught a season-high seven passes for 41 yards in Week 17 vs. the Packers...Made his first career catch in the Week 2 win vs. the Giants, a 12-yarder from Mitchell

Trubisky...Hauled in his first touchdown catch in Week 6 at Carolina, a 9-yard pass from Nick Foles on Chicago's opening drive...Had two catches for 45 yards, including a season-long 38-yarder, in Week 7 at the Rams...Caught his second touchdown of the season in Week 13 vs. the Lions, an 11-yarder from Mitchell Trubisky...Caught a career-high five passes for 37 yards in that game...Caught four passes for 41 yards (10.3 avg) in the Week 14 win over the Texans...Caught three passes for 16 yards in the Wild Card playoff game at the Saints.

**TRANSACTIONS:**  
**07/26/2020:** Signed by the Bears/draft choice (four-year contract through 2023)  
**07/21/2023:** Re-signed by Bears (four-year extension through 2027)

**COLLEGE:** A three-year letterwinner at Notre Dame; totaled 60 receptions for 691 yards and six touchdowns...Named to the Mackey Award Watch List (2019), awarded to the nation's top tight end...Started 11 games in 2019 as a junior after missing the first two due to a broken collarbone suffered during fall camp...Notre Dame's second-leading receiver in 2019 with 43 catches for 515 yards and six touchdowns...Had nine receptions for 108 yards and a touchdown in his first game back from injury at Georgia, earning Mackey Award Tight End of the Week honors...Caught all six passes thrown his way for 61 yards and a score in win over Southern Cal...Played in 11 games, making 15 catches for 162 yards in 2018 as a sophomore...Played tight end in all 13 games as a freshman throughout the 2017 season, finishing with two catches for 14 yards...Also played baseball for the Irish...In the spring of 2018, led the Irish with eight saves while adding 39 strikeouts.

**PERSONAL:** Played for coach David Archibald at Saint Viator High School near his hometown of Lake Barrington, Ill. ...Caught 48 passes for 773 yards and four TDs as a senior at Saint Viator in 2016...Averaged 96.6 receiving yards/game and 16.1 yards/reception...Played in the U.S. Army All-American Bowl in San Antonio...Majored in Psychology at Notre Dame...Named 2016 Second-Team *Chicago Tribune* Preps Plus All-State...2016 First-Team Illinois High School Coaches Association Class 6A All-Illinois.

COLE KMET'S NFL REGULAR SEASON RUSHING/RECEIVING STATISTICS													
RECEIVING									RUSHING				
DATE	TEAM	GP	GS	NO.	YDS.	AVG.	LG	TD	NO.	YDS.	AVG.	LG	TD
2020	Bears	16	9	28	243	8.7	38	2	1	-3	-3.0	-3	0
2021	Bears	17	17	60	612	10.2	25	0	1	0	0.0	0	0
2022	Bears	17	17	50	544	10.9	50t	7	2	9	4.5	8	0
2023	Bears	17	17	73	719	9.8	53	6	3	2	0.7	1	0
2024	Bears	17	17	47	474	10.1	31t	4	0	0	0.0	0	0
NFL TOTALS		84	77	258	2,592	10.0	53	19	7	8	1.1	8	0

COLE KMET'S NFL POSTSEASON RUSHING/RECEIVING STATISTICS													
RECEIVING									RUSHING				
DATE	TEAM	GP	GS	NO.	YDS.	AVG.	LG	TD	NO.	YDS.	AVG.	LG	TD
2020	Bears	1	1	3	16	5.3	9	0	0	0	0.0	0	0
NFL TOTALS		1	1	3	16	5.3	9	0	0	0	0.0	0	0

COLE KMET'S NFL REGULAR SEASON RETURN STATISTICS												
KICKOFF RETURNS							PUNT RETURNS					
DATE	TEAM	RET.	YDS.	AVG.	LG	TD	NO.	FC	YDS.	AVG.	LG	TD
2020	Bears	0	0	0.0	0	0	0	0	0	0.0	0	0
2021	Bears	1	0	0.0	0	0	0	0	0	0.0	0	0
2022	Bears	0	0	0.0	0	0	0	0	0	0.0	0	0
2023	Bears	1	0	0.0	0	0	0	0	0	0.0	0	0
2024	Bears	0	0	0.0	0	0	0	0	0	0.0	0	0
NFL TOTALS		2	0	0.0	0	0	0	0	0	0.0	0	0

COLE KMET'S NFL POSTSEASON RETURN STATISTICS												
KICKOFF RETURNS							PUNT RETURNS					
DATE	TEAM	RET.	YDS.	AVG.	LG	TD	NO.	FC	YDS.	AVG.	LG	TD
2020	Bears	0	0	0.0	0	0	0	0	0	0.0	0	0
NFL TOTALS		0	0	0.0	0	0	0	0	0	0.0	0	0

SINGLE-GAME HIGHS: RUSHING/RECEIVING													
<b>Rush Attempts</b>							<b>Receiving TDs</b>						
<b>Rushing Yards</b>							<b>All-Purpose Yards</b>						
<b>Longest Rush Receptions</b>							<b>Kickoff Returns</b>						
2 vs. Miami Dolphins, Nov 06, 2022							<b>Most TDs</b>						
9 vs. Miami Dolphins, Nov 06, 2022							<b>Miscellaneous Tackles</b>						
8 vs. Miami Dolphins, Nov 06, 2022							<b>Scrimmage Yards</b>						
10 at Indianapolis Colts, Sep 22, 2024							2 vs. Jacksonville Jaguars, Oct 13, 2024						
...1 more at 10.							...4 more at 2.						
107 vs. Arizona Cardinals, Dec 24, 2023							107 vs. Arizona Cardinals, Dec 24, 2023						
26.8 vs. Arizona Cardinals, Dec 24, 2023							1 vs. Las Vegas Raiders, Oct 22, 2023						
53 vs. Arizona Cardinals, Dec 24, 2023							...1 more at 1.						
							2 vs. Jacksonville Jaguars, Oct 13, 2024						
							...4 more at 2.						
							1 at New Orleans Saints, Nov 05, 2023						
							...4 more at 1.						
							107 vs. Arizona Cardinals, Dec 24, 2023						

SINGLE-GAME HIGHS - POSTSEASON: RECEIVING

Receptions	3 at New Orleans Saints, Jan 10, 2021	Longest Receptions	9 at New Orleans Saints, Jan 10, 2021
Receiving Yards	16 at New Orleans Saints, Jan 10, 2021	All-Purpose Yards	16 at New Orleans Saints, Jan 10, 2021
Receiving Average	5.3 at New Orleans Saints, Jan 10, 2021	Scrimmage Yards	16 at New Orleans Saints, Jan 10, 2021

100-YARD RECEIVING GAMES (1): REGULAR SEASON

DATE	TEAM	NO.	YDS.	AVG.	LG	TD
12/24/23	CARDINALS	4	107	26.8	53	0





Doug  
**KRAMER JR.**

**68**

Ht: 6-2  
DOB: 6/4/98  
Bears Season: 3  
Acquired: FA-'23

Wt: 300  
College: Illinois  
NFL Season: 3

**OFFENSIVE LINEMAN**

**PRO CAREER:** Entering his fourth season with the Bears in 2025...Drafted by the Bears in the sixth round of the 2022 NFL Draft (No. 207 overall).

**2024 SEASON (BEARS):** Played in 16 games including contributions on offense and special teams.

**2023 SEASON (BEARS):** Made NFL debut in Week 7 after being placed on injured reserve prior to the start of the season.

**2022 SEASON (BEARS):** Placed on injured reserve prior to the start of the season.

**TRANSACTIONS:**

**04/30/2022:** Drafted by the Bears in the sixth round of the 2022 NFL Draft (No. 207 overall)

**05/06/2022:** Signed by the Bears/draft choice (four-year contract through 2025)

**11/04/2023:** Cut by Bears

**11/06/2023:** Claimed off waivers by Cardinals

**11/15/2023:** Cut by Cardinals


**11/17/2023:** Signed to Bears practice squad

**01/16/2024:** Signed reserve/future by Bears

**COLLEGE:** 2021 All-Big Ten second team (coaches)...All-Big Ten honorable mention (media)...Phil Steele All-Big Ten second team...Campbell Trophy semifinalist...NFF Hampshire Honor Society...Academic All-Big Ten...Played in and started 11 games...No. 26 rated center in the nation by PFF...Illinois team offensive MVP against Nebraska 8/28/21...PFF Preseason All-America honorable mention...PFF Preseason All-Big Ten second team...No. 7 ranked interior offensive lineman returning to college football in 2021, according to PFF...No. 7 NFL Draft center prospect in the nation by Mel Kiper...2020 All-Big Ten honorable mention (media & coaches)...Big Ten Distinguished Scholar...Started five games at center...Missed three games due to COVID-19 protocols and injury...Phil Steele Preseason All-Big Ten third team...Athlon Preseason All-Big Ten fourth team...Wuerffel Trophy watch list...Started all 12 regular season games at center in 2019...Missed the Redbox Bowl with an injury, snapping a streak of 27 straight starts All-Big Ten honorable mention (media & coaches)...Voted team captain by his teammates...No. 8 graded center in the nation and No. 3 in Power-5 by PFF (79.2)...Did not allow a sack in 751 snaps...PFF Big Ten Team of the Week after Eastern Michigan game 9/14/19...PFF Big Ten Team of the Week after Akron game 8/31/19...Started all 12 games at center in 2018...Part of an OL that paved the way for the most-improved running game in the nation (+137.4 ypg from 2017 to '18), finishing 12th in FBS and second in the Big Ten at 243.0 ypg...Academic All-Big Ten...2017 BTN.com All-Freshman Team honorable mention...Played and started eight games at center...Made his Illinois debut and first career start in the opener against Ball State.

**PERSONAL:** Three-year letterwinner at Hinsdale Central (Ill.)...Played for head coach Dan Hartman...2015 West Suburban Conference Offensive Lineman of the Year...2015 All-West Suburban Conference...2015 honorable mention all-state...Also was a member of the track and field team at Hinsdale Central...Dean's List all four years of high school.

DOUG KRAMER JR.'S NFL REGULAR SEASON STATISTICS			
DATE	TEAM	GP	GS
2022	Bears	0	0
2023	Bears	2	0
Went from <b>Chicago</b> to <b>Arizona</b> .			
2023	Cardinals	0	0
2023	TOTAL	2	0
2024	Bears	16	0
NFL TOTALS		18	0



Nick  
**McCLOUD**

**24**

Ht: 6-0  
DOB: 7/9/98  
Bears Season: 1  
Acquired: UFA-'25 (S.F.)

Wt: 191  
College: Notre Dame  
NFL Season: 5

**DEFENSIVE BACK**

**PRO CAREER:** Entering his fourth season in the NFL and first with Chicago in 2025...Has played in 48 games (16 starts) spending time with the Buffalo Bills (2021, 22), Cincinnati Bengals (2022), New York Giants (2022-24) and San Francisco 49ers (2024)...Across his career has accumulated 84 tackles (23 solo), 10 passes defended, one interception, 1.5 sacks, three tackles for loss, three forced fumbles and three fumble recoveries...Originally entered the NFL as a UDFA with the Bills in 2021.

**2024 SEASON (GIANTS /49ERS):** Played 15 total games between the Giants (seven games, five starts) and the 49ers (eight games)...On the season had 23 tackles (13 solo), a pass defended and a tackle for loss.

**2023 SEASON (GIANTS):** Played all 17 games with three starts...Tallied 22 tackles (17 solo), an interception, a pair of passes defended and established career highs with three forced fumbles and three fumble recoveries.

**2022 SEASON (GIANTS):** Played in 14 regular season games with eight starts...Totaled a career high 39 tackles (31 solo), which included 1.5 sacks along with a career high seven passes defended...Played in both Giants' playoff games...Had a forced fumble in the Wild Card round, helping the Giants pick up their first playoff win since 2011.

**2021 SEASON (BILLS/BENGALS):** After spending training camp with the Bills, was picked up by the Bengals, where he played in two games as a rookie...Was released following Week 8 and signed back with the Bills practice squad for the remainder of the season.

- TRANSACTIONS:**
- 05/13/2021: Signed/UDFA to the Bills
  - 08/31/2021: Waived by Bills
  - 09/01/2021: Acquired via waivers by Bengals
  - 11/04/2021: Released by Bengals
  - 11/08/2021: Signed to Bills practice squad
  - 01/24/2022: Re-signed with Bills
  - 08/30/2022: Waived by Bills
  - 08/31/2022: Acquired via waivers by Giants
  - 04/15/2022: Re-signed by Giants
  - 11/05/2024: Released by Giants
  - 11/11/2024: Signed to 49ers Practice Squad
  - 03/24/2025: Signed/UFA with the Bears

**COLLEGE:** Prepped collegiately at North Carolina State (2016-19) and Notre Dame (2020)...In five seasons, played in 49 games and was credited with 139 tackles (94 solo) and 39 passes defended...Intercepted four passes and recovered three fumbles...Named Defensive MVP of the 2021 Hula Bowl after intercepting two passes...In his lone season at Notre Dame, played in 12 games and tallied 33 tackles, two tackles for loss, one interception, eight passes defended and two fumble recoveries...Earned 3rd-team All-ACC honors...Posted three tackles and two fumble recoveries in an overtime victory vs. No. 1 Clemson...His second fumble recovery sealed the win in the second overtime...In 2018, started all 11 games for N.C. State and posted 51 tackles, eight passes defended and two interceptions...Notched seven tackles and his first career interception in a Sun Bowl game victory vs. Arizona State.

**PERSONAL:** Played defensive back and wide receiver at South Pointe High School in Rock Hill, S.C....As a senior, helped his team finish the season with a 14-1 record and win the South Carolina Class AAA championship with a 35-0 title-game victory for it's second straight-state title...As a junior, caught 33 passes for 349 yards and two touchdowns...Played in the North/South All-Star Game...Also played basketball and baseball.

REGULAR SEASON COMPARISON: DEFENSIVE - MIAMI DOLPHINS															
TACKLES										MISC					
DATE	OPP	W/L	GP/GS	TOT	SOLO	ASST	SACK	YDS.	INT	TFL	PD	QBH	TD	FF	FR
10/8/23	NYG @ MIA	L	P	0	0	0	0.0	0.0	0	0	0	0	0	0	0
TOTALS		0/1	1/0	0	0	0	0.0	0.0	0	0	0	0	0	0	0

NICK MCCLOUD'S NFL REGULAR SEASON DEFENSIVE STATISTICS																													
DATE	TEAM	GP	TACKLES										INTERCEPTIONS							O. FUMB				ST				MISC	
			GS	TK	S	A	TFL	YDS	SK	YDS	QBH	NO	YDS	LG	TD	PD	FF	FR	TD	YDS	TK	S	A	FF	FR	S	A		
2021	Bengals	2	0	0	0	0	0	0	0.0	0.0	0	0	0	0	0	0	0	0	0	0	0	0	0	0	0	0	0	0	0
Went from Cincinnati to Buffalo.																													
2021	Bills	0	0	0	0	0	0	0	0.0	0.0	0	0	0	0	0	0	0	0	0	0	0	0	0	0	0	0	0	0	0
2021	TOTAL	2	0	0	0	0	0	0	0.0	0.0	0	0	0	0	0	0	0	0	0	0	0	0	0	0	0	0	0	0	0
2022	Giants	14	8	39	31	8	2	14	1.5	11.5	2	0	0	0	0	7	0	0	0	0	4	4	0	0	0	0	0	0	0
2023	Giants	17	3	22	17	5	0	0	0.0	0.0	0	1	0	0	0	2	2	0	0	0	6	3	3	1	3	0	0	0	0
2024	Giants	7	5	13	9	4	1	1	0.0	0.0	0	0	0	0	0	1	0	0	0	0	1	1	0	0	0	0	0	0	0
Went from N.Y. Giants to San Francisco.																													
2024	49ers	1	0	10	4	6	0	0	0.0	0.0	0	0	0	0	0	0	0	0	0	0	1	0	1	0	0	0	0	0	0
2024	TOTAL	8	5	23	13	10	1	1	0.0	0.0	0	0	0	0	0	1	0	0	0	0	2	1	1	0	0	0	0	0	0
NFL TOTALS		41	16	84	61	23	3	15	1.5	11.5	2	1	0	0	0	10	2	0	0	0	12	8	4	1	3	0	0	0	0


NICK MCCLOUD'S NFL POSTSEASON DEFENSIVE STATISTICS																													
DATE	TEAM	GP	TACKLES										INTERCEPTIONS							O. FUMB				ST				MISC	
			GS	TK	S	A	TFL	YDS	SK	YDS	QBH	NO	YDS	LG	TD	PD	FF	FR	TD	YDS	TK	S	A	FF	FR	S	A		
2021	Bills	0	0	0	0	0	0	0	0.0	0.0	0	0	0	0	0	0	0	0	0	0	0	0	0	0	0	0	0	0	0
2022	Giants	2	0	2	1	1	0	0	0.0	0.0	0	0	0	0	0	0	0	0	0	0	1	1	0	1	0	0	0	0	0
NFL TOTALS		2	0	2	1	1	0	0	0.0	0.0	0	0	0	0	0	0	0	0	0	0	1	1	0	1	0	0	0	0	0

SINGLE-GAME HIGHS: DEFENSIVE

Total Tackles	8 vs. Los Angeles Rams, Dec 31, 2023 ...2 more at 8.	Forced Fumbles	1 vs. Philadelphia Eagles, Jan 07, 2024 ...1 more at 1.
Solo Tackles	7 at Dallas Cowboys, Nov 24, 2022	Tackles For Loss	1 at Philadelphia Eagles, Jan 08, 2023 ...1 more at 1.
Sacks	1.5 at Philadelphia Eagles, Jan 08, 2023	Special Teams Tackles	3 at Washington Commanders, Nov 19, 2023
Passes Defensed	2 at Washington Commanders, Dec 18, 2022 ...1 more at 2.	Special Teams Forced Fumbles	1 at Washington Commanders, Nov 19, 2023

SINGLE-GAME HIGHS - POSTSEASON: DEFENSIVE

Total Tackles	1 at Minnesota Vikings, Jan 15, 2023	Special Teams Forced Fumbles	1 at Minnesota Vikings, Jan 15, 2023
Special Teams Tackles	1 at Minnesota Vikings, Jan 15, 2023		



Jordan

# MCFADDEN

**74**

**OFFENSIVE LINEMAN**

**Ht:** 6-2  
**DOB:** 11/16/99  
**Bears Season:** 1  
**Acquired:** W-25

**Wt:** 306  
**College:** Clemson  
**NFL Season:** 3

**PRO CAREER:** Third-year player comes to Chicago after two seasons with the Los Angeles Chargers...Has played in 13 career games including a pair of starts.

**2024 SEASON (CHARGERS):** Appeared in one game for Los Angeles.

**2023 SEASON (CHARGERS):** Played in 12 games as a rookie...Started at left guard in each of the season's final two weeks.


**TRANSACTIONS:**  
**05/12/2023:** Signed/draft choice to Chargers  
**01/09/2025:** Released by the Chargers  
**02/10/2025:** Claimed off waivers by Bears

**COLLEGE:** Played five seasons at Clemson (2018-22)...Three-year starter who played 2,960 career snaps from scrimmage, the third-most of any offensive tackle in program history and the seventh-most of any Clemson player across all positions as of the conclusion of the 2022 season...Two-time All-ACC honoree who started started the final 39 of his 56 career games.

**PERSONAL:** Was the No. 10 player in South Carolina by ESPN, No. 14 player by 247Sports and No. 20 player by Rivals out of high school...Shrine Bowl selection...State lineman-of-the-year by The State...Helped Dorman High School to a 12-3 record and the state title game as a senior...Played basketball at Dorman High School and helped it to a 23-5 record as a junior...Coached by Dave Gutshall at Dorman High School.

JORDAN MCFADDEN'S NFL REGULAR SEASON STATISTICS			
DATE	TEAM	GP	GS
2023	Chargers	12	2
2024	Chargers	1	0
NFL TOTALS		13	2

JORDAN MCFADDEN'S NFL POSTSEASON STATISTICS			
DATE	TEAM	GP	GS
2024	Chargers	0	0
NFL TOTALS		0	0



Joshua  
**MILES**

**78**

Ht: 6-5  
DOB: 1/4/96  
Bears Season: 1  
Acquired: FA-'25

Wt: 318  
College: Morgan State  
NFL Season: 5

**OFFENSIVE LINEMAN**

**PRO CAREER:** Joined the Bears as a reserve/future signing in January 2025...Has spent time with the Arizona Cardinals, Atlanta Falcons and New York Giants organizations...Has played in 18 career games...Originally entered the NFL as a 7th round draft pick (248th overall) by the Cardinals in 2019.

**2024 SEASON (GIANTS):** Spent the season on the practice squad...Was elevated for the Giants Week 13 game at Dallas.

**2023 SEASON (FALCONS/GIANTS):** Did not see any game action...Started the season on the Falcons practice squad before being signed to the Giants active roster...Was released, then signed back to the Giants practice squad.

**2022 SEASON (CARDINALS):** Spent the season on injured reserve.

**2021 SEASON (CARDINALS):** Was inactive the first two weeks of the season before being placed on injured reserve and missing three games...Was activated before Week 6 and played in 10 games for Arizona.

**2020 SEASON (CARDINALS):** Did not see any game action.

**2019 SEASON (CARDINALS):** Played in seven games during his rookie season.

**TRANSACTIONS:**

- 05/17/2019: Signed/draft choice with the Cardinals
- 03/31/2023: Signed with the Falcons
- 08/30/2023: Released by the Falcons
- 08/31/2023: Signed to Falcons practice squad
- 10/17/2023: Signed with the Giants
- 11/20/2023: Released by the Giants
- 11/21/2023: Signed to Giants practice squad
- 01/09/2024: Signed with the Giants
- 08/27/2024: Released by the Giants
- 08/28/2024: Signed to Giants practice squad
- 11/06/2024: Released from Giants practice squad
- 11/12/2024: Signed to Giants practice squad
- 01/22/2025: Signed reserve/future contract with the Bears

**COLLEGE:** Played in 31 career games (29 starts) at Morgan State in Baltimore, Md...Was voted as a captain by his teammates was earned MEAC Offensive Lineman of the Week honors three times...As a senior in 2018, he allowed just 1.0 sack all year and helped lead the Bears offense to 3,250 total yards, including 1,812 yards on the ground...He finished the season as a Third-Team All-MEAC selection and became the first MSU player in school history ever to compete in the East-West Shrine bowl...In 2016, he started in all 11 games, blocking for a Bears offense that gained 3,089 total yards (1,319 yards rushing and 1,770 yards passing)...As a sophomore in 2015, he started in seven of nine games played, receiving his first start of the season in the season-opener against Air Force...He aided a Bears offense that accumulated 3,292 yards of total offense, including 1,392 yards rushing while also paving the way for one of the league's top rushers in Orlando Johnson (583 yards - Ranked No. 6 in MEAC)...The Bears also ranked T-No. 3 in sacks allowed...In 2014 as a true freshman, he contributed on offense and special teams.

**PERSONAL:** Was a 2-sport athlete at Western Tech (Md)...Was named a all-division selection in football twice (2012-13) and played center for the Wolverines basketball team...Served as a team captain in the Baltimore City vs. County All-Star Game.

JOSHUA MILES' NFL REGULAR SEASON STATISTICS			
DATE	TEAM	GP	GS
2019	Cardinals	7	0
2020	Cardinals	0	0
2021	Cardinals	10	0
2022	Cardinals	0	0
2023	Falcons	0	0
Went from Atlanta to N.Y. Giants.			
2023	Giants	0	0
2023	TOTAL	0	0
2024	Giants	1	0
NFL TOTALS		18	0

JOSHUA MILES' NFL POSTSEASON STATISTICS			
DATE	TEAM	GP	GS
2021	Cardinals	0	0
NFL TOTALS		0	0





DJ

## MOORE

2

Ht: 6-0  
DOB: 4/14/97  
Bears Season: 3  
Acquired: T-23 (Car.)

Wt: 213  
College: Maryland  
NFL Season: 8

### WIDE RECEIVER

**PRO CAREER:** Has played seven NFL seasons and two with the Bears, following a trade with the Carolina Panthers...Became third player with three consecutive 1,000-yard receiving seasons (2019-2021) in Panthers history...Has 558 receptions for 7,531 yards and 35 receiving touchdowns, as well as 431 yards on 57 rushes and a rushing touchdown in 117 games (107 starts)...Has four 1,000+ yard seasons in career.

#### HONORS:

2023: NFC Offensive Player of the Week (Week 5)

**2024 SEASON (BEARS):** Played in and started all 17 games...Accumulated 966 yards on a career high 98 catches with six touchdowns...He added 75 yards on 14 rushing attempts...In Week 5 against his old team, the Panthers, he totaled 105 yards on five receptions with two touchdowns...the two scores took his touchdown total to 11 since the start of last season which tied for the fourth most in the NFC over that period at the conclusion of Week 5...With three catches in Week 10 he reached 500 in his career...With 62 receiving yards in Week 11 he eclipsed 7,000 for his career...Put up his second 100-yard receiving game of the season in Week 12, totaling 106 yards on seven catches with a touchdown plus one rushing attempt for 13 yards...Had a season high nine catches for 86 yards and a touchdown in the Bears Week 18 win at Green Bay.

**2023 SEASON (BEARS):** Started all 17 games of the season, recording 96 catches for 1,364 yards with eight receiving touchdowns...Also carried the ball four times for 21 yards and one touchdown...Set career-highs in receiving touchdowns and receiving yards...Recorded first touchdown in a Bears uniform in Week 3 against the Chiefs...Eclipsed 5,500 career receiving yards in Week 4...Recorded eight catches for 230 yards and three touchdowns in Week 5...Marked a new career-high in yards and touchdowns one week after setting previous career-highs in yards and catches...Ranked second on the list of most receiving yards in a single game in Bears history under Alshon Jeffery's 249 yards on Dec. 1st, 2013...Became the first player drafted in 2018 or later to reach the 6,000 yard mark...Eclipsed 1,000 yards for the season in Week 12...Was tied for the second fastest Bears receiver to reach 1,000 yards in a season.

**2022 SEASON (PANTHERS):** Started in all 17 games during the 2022 season, recording 888 receiving yards (14.1 avg.) and seven touchdowns. In Week 16, he became the fourth Panther in franchise history to eclipse 5,000 receiving yards, and the first to do so in just five seasons in the NFL.

**2021 SEASON (PANTHERS):** Selected as the team's nominee for the Walter Payton NFL Man of the Year...Finished the regular season ranked 11<sup>th</sup> in the NFL in receiving yards (1,157), 12th in receptions (93), and ranked 6th in targets (163).

**2020 SEASON (PANTHERS):** Played in 15 games with 14 starts for Carolina in 2020...Totaled a career-best 1,193 receiving yards, ranking 11th in the NFL, on 66 receptions with four touchdowns...Ranked third among qualified players (32+ rec) with 18.1 yards per catch...Tied for the most big plays (40+ yards) among NFL wide receivers with six.

**2019 SEASON (PANTHERS):** Played and started in 15 games for Carolina in 2019...Recorded team-high 1,175 receiving yards on 87 receptions for four touchdowns.

**2018 SEASON (PANTHERS):** Played in 16 games with 10 starts for Carolina in 2018...Tallied 55 receptions for 788 yards and 13 rushing attempts for 172 yards...Scored two receiving touchdowns...Scored a touchdown on his first career catch against Atlanta in Week 2 (9/16/18) ...Tallied first 100-yard receiving game at Detroit (11/18/18)...Set franchise record for most receiving yards (157) in a game by a rookie wide receiver...Led all NFL wide receivers with 7.7 average yards after the catch in 2018...Led all rookie wide receivers with 960 scrimmage yards in 2018.

#### TRANSACTIONS:

**06/18/2018:** Signed/draft choice by Carolina Panthers (four-year contract (fifth-year option))

**04/30/2021:** Panthers exercised fifth-year option on rookie contract

**03/18/2022:** Re-signed with Panthers (four-year contract through 2025)

**03/15/2023:** Traded to the Chicago Bears (with picks for 2023 first-round pick)

**COLLEGE:** Played in 36 games in three seasons at the University of Maryland (2015-17), ranking fifth all-time in program history in receptions (146), sixth in receiving yards (2,027) and fourth in touchdown receptions (17)...In 2017, earned Phil Steele All-America Second Team honors and was the Big Ten Receiver of the Year and All-Big Ten First Team selection...Set a Maryland record with 80 receptions on the season while accumulating 1,033 receiving yards, good for third in Maryland history...Totaled eight touchdown receptions, tying for fourth all-time in Maryland history for a single season...In 2016, started all 13 games and led the team in receiving yards with 637 and receiving touchdowns with six...He averaged 15.5 yards per catch...Helped Maryland advance to the 2016 Quick Lane Bowl...In 2015, appeared in all 12 games, closing the season with 10 consecutive starts...Tied for team lead with three touchdown receptions and ranked second in catches (25) and yards (357)...Three touchdown catches were the most for a Maryland true freshman since Stefon Diggs in 2012.

**PERSONAL:** Was a team captain at Imhotep Charter High School in Philadelphia, Pa...Earned Pennsylvania Class AAA All-State honors while totaling 35 receptions for 1,012 yards and 16 touchdowns as a senior...Selected to the 2014 Offense-Defense All-American Game and The Big 33 Game...Ranked as the No. 1 recruit in Pennsylvania by Scout...Was a member of the National Honor Society.

DJ MOORE'S NFL REGULAR SEASON RUSHING/RECEIVING STATISTICS

DATE	TEAM	GP	GS	RECEIVING					RUSHING				
				NO.	YDS.	AVG.	LG	TD	NO.	YDS.	AVG.	LG	TD
2018	Panthers	16	10	55	788	14.3	82	2	13	172	13.2	32	0
2019	Panthers	15	15	87	1,175	13.5	52t	4	6	40	6.7	13	0
2020	Panthers	15	14	66	1,193	18.1	74t	4	2	22	11.0	21	0
2021	Panthers	17	17	93	1,157	12.4	64	4	8	48	6.0	14	0
2022	Panthers	17	17	63	888	14.1	62t	7	10	53	5.3	11	0
2023	Bears	17	17	96	1,364	14.2	58	8	4	21	5.3	16t	1
2024	Bears	17	17	98	966	9.9	44	6	14	75	5.4	14	0
NFL TOTALS		114	107	558	7,531	13.5	82	35	57	431	7.6	32	1

DJ MOORE'S NFL REGULAR SEASON RETURN STATISTICS

KICKOFF RETURNS							PUNT RETURNS					
DATE	TEAM	RET.	YDS.	AVG.	LG	TD	NO.	FC	YDS.	AVG.	LG	TD
2018	Panthers	5	119	23.8	32	0	6	5	32	5.3	15	0
2019	Panthers	0	0	0.0	0	0	5	4	41	8.2	16	0
2020	Panthers	0	0	0.0	0	0	0	0	0	0.0	0	0
2021	Panthers	1	13	13.0	13	0	1	0	9	9.0	9	0
2022	Panthers	0	0	0.0	0	0	0	0	0	0.0	0	0
2023	Bears	0	0	0.0	0	0	0	0	0	0.0	0	0
2024	Bears	0	0	0.0	0	0	0	0	0	0.0	0	0
NFL TOTALS		6	132	22.0	32	0	12	9	82	6.8	16	0


SINGLE-GAME HIGHS: RUSHING/RECEIVING

<b>Rush Attempts</b>	3 at Minnesota Vikings, Dec 16, 2024 ...1 more at 3.	<b>Longest Kickoff Return</b>	32 vs. Seattle Seahawks, Nov 25, 2018
<b>Rushing Yards</b>	39 vs. Baltimore Ravens, Oct 28, 2018	<b>Fair Catches</b>	3 at Green Bay Packers, Nov 10, 2019
<b>Longest Runs</b>	32 vs. Tampa Bay Buccaneers, Nov 04, 2018	<b>Punt Return Yards</b>	35 vs. Washington Redskins, Dec 01, 2019
<b>Rushing TDs</b>	1 vs. Detroit Lions, Dec 10, 2023	<b>Longest Punt Return</b>	16 vs. Washington Redskins, Dec 01, 2019
<b>Receptions</b>	11 at Minnesota Vikings, Nov 27, 2023	<b>Punt Returns</b>	3 vs. Washington Redskins, Dec 01, 2019
<b>Receiving Yards</b>	230 at Washington Commanders, Oct 05, 2023	<b>Punt Return Average</b>	11.7 vs. Washington Redskins, Dec 01, 2019
<b>Receiving Average</b>	28.8 at Washington Commanders, Oct 05, 2023	<b>Kickoff Return Average</b>	25.0 vs. Seattle Seahawks, Nov 25, 2018
<b>Longest Receptions</b>	82 at Detroit Lions, Nov 18, 2018	<b>Special Teams Tackles</b>	1 vs. Baltimore Ravens, Oct 28, 2018
<b>Receiving TDs</b>	3 at Washington Commanders, Oct 05, 2023	<b>Most TDs</b>	3 at Washington Commanders, Oct 05, 2023
<b>All-Purpose Yards</b>	230 at Washington Commanders, Oct 05, 2023	<b>Miscellaneous Tackles</b>	2 vs. Philadelphia Eagles, Oct 10, 2021 ...2 more at 2.
<b>Kickoff Returns</b>	3 vs. Seattle Seahawks, Nov 25, 2018	<b>Longest Own Fumble Return</b>	1 at Buffalo Bills, Dec 19, 2021 ...1 more at 1.
<b>Kickoff Return Yards</b>	75 vs. Seattle Seahawks, Nov 25, 2018	<b>Scrimmage Yards</b>	230 at Washington Commanders, Oct 05, 2023

100-YARD RECEIVING GAMES (22): REGULAR SEASON

DATE	TEAM	NO.	YDS.	AVG.	LG	TD
11/18/18	at Lions	7	157	22.4	82	1
11/03/19	TITANS	7	101	14.4	32	0
11/10/19	at Packers	9	120	13.3	38	0
11/24/19	at Saints	6	126	21.0	52	2
12/15/19	SEAHAWKS	8	113	14.1	22	0
09/20/20	at Buccaneers	8	120	15.0	30	0
11/22/20	LIONS	7	127	18.1	52	0
12/19/20	at Packers	6	131	21.8	40	0
01/03/21	SAINTS	5	101	20.2	44	0
09/23/21	at Texans	8	126	15.8	29	0
10/03/21	at Cowboys	8	113	14.1	39	2
11/28/21	at Dolphins	4	103	25.8	64	0
10/30/22	at Falcons	6	152	25.3	62t	1
11/27/22	BRONCOS	4	103	25.8	52	1
01/01/23	at Buccaneers	6	117	19.5	47	1
09/17/23	at Buccaneers	6	104	17.3	33	0
10/01/23	BRONCOS	8	131	16.4	29t	1
10/05/23	at Commander s	8	230	28.8	58	3
11/27/23	at Vikings	11	114	10.4	36	0
12/31/23	FALCONS	9	159	17.7	32	1
10/06/24	PANTHERS	5	105	21.0	34t	2
11/24/24	VIKINGS	7	106	15.1	37	1





Tarvarius  
**MOORE**  
(tarr-VAIR-ee-us)

30

Ht: 6-1  
DOB: 8/16/96  
Bears Season: 2  
Acquired: FA-'24 (G.B.)

Wt: 208  
College: Southern Mississippi  
NFL Season: 7

**DEFENSIVE BACK**

**PRO CAREER:** Veteran defensive back enters his second season with the Chicago Bears after previously playing with the San Francisco 49ers...Has played in 72 career games with 13 starts...Logged 87 total tackles (63 solo) with six passes defended, two forced fumbles, one fumble recovery and one tackle for loss...Also adds 21 special teams tackles (17 solo).

**2024 SEASON (BEARS):** Was elevated from the practice squad in Week 4 and played 11 games on special teams.

**2023 SEASON (PACKERS):** Spent training camp with the Packers before being released during roster cuts.

**2022 SEASON (49ERS):** Played in 13 games, recording four tackles (three solo) on defense and four tackles on special teams...Missed two games with a hamstring injury and two contests with a knee injury...Saw action in three postseason games, recording a tackle (solo) on defense and a tackle on special teams.

**2021 SEASON (49ERS):** Suffered an Achilles injury in early June and was placed on the reserve/physically unable to perform list on Aug. 31...Was sidelined for the entire season.

**2020 SEASON (49ERS):** Appeared in all 16 games for the third straight season and registered career highs in games started (eight), tackles (49) and solo tackles (34)...Also posted a tackle for a loss, a pass defended, a forced fumble, a fumble recovery and three special teams tackles...Recorded six-plus tackles in five games...At Arizona (Dec. 26): In Week 16 against the Cardinals, recorded a career-best 11 tackles (seven solo), with three stops coming within three yards of the line of scrimmage.

**2019 SEASON (49ERS):** Played in all 16 games with three starts and registered 15 tackles (10 solo) and three passes defended...Ranked second on the team with a career-best 10 special teams tackles...Appeared in all three postseason games, posting an interception, two passes defended and two tackles on special teams.

**2018 SEASON (49ERS):** Appeared in all 16 games with two starts and registered 19 tackles (16 solo), two passes defended and a forced fumble...Also posted four tackles on special teams...Made first start in Week 16 against the Bears and tied a season high with seven tackles (all solo).

**TRANSACTIONS:**  
**05/05/2018:** Signed/draft choice with the San Francisco 49ers (four-year contract through 2021)  
**03/15/2023:** Declared free agent  
**03/17/2023:** Signed with Green Bay Packers (one-year contract through 2023)  
**09/06/2023:** Cut by Packers  
**03/08/2024:** Signed with Chicago Bears  
**08/27/2024:** Cut by the Bears  
**08/28/2024:** Signed to the Bears practice squad

**COLLEGE:** Played two seasons for Southern Mississippi after two years at Pearl River Community College (Poplarville, Miss.)...Appeared in 26 games with 13 starts in two years for the Golden Eagles, recording 104 tackles (70 solo), three tackles for a loss, five INTs, a forced fumble, a fumble recovery and 12 passes defended...Started all 13 games as a senior and led the team with 87 tackles (59 solo) while adding three tackles for a loss, a career-best three interceptions, a forced fumble, a fumble recovery and 10 passes defended...Earned honorable mention All-Conference USA recognition...In 2016, saw action in 13 games, recording 17 tackles (11 solo), four passes defended and two interceptions (tied for team lead)...As a sophomore season, earned first-team All-Mississippi Association of Community and Junior Colleges recognition as a kick returner/defensive back for Pearl River...Returned nine kickoffs for 356 yards (39.6 yards per return), including bringing one back for a 97-yard TD vs. Southwest Mississippi CC... Finished with 72 tackles (61 solo), including one for a loss...Had eight pass breakups and an interception and also posted a quarterback hurry and two forced fumbles...In 2014, appeared in seven games at Pearl River, finishing with 11 tackles (10 solo) and an interception.

**PERSONAL:** Was a three-year standout safety at Quitman (Miss.) High School, where he earned Class 3A second-team all-state honors as a senior from the Mississippi Coaches Association...Helped lead the Panthers to three consecutive South State title game appearances...Born in Quitman, Miss...His cousin, Antonio McDyess, was the No. 2 overall pick in the 1995 NBA Draft and went on to play 15 seasons in the league for the Denver Nuggets, Phoenix Suns, New York Knicks, Detroit Pistons and San Antonio Spurs.

TARVARIUS MOORE'S NFL REGULAR SEASON DEFENSIVE STATISTICS																													
DATE	TEAM	GP	TACKLES										INTERCEPTIONS						O. FUMB					ST				MISC	
			GS	T	S	A	TFL	YDS	SK	YDS	QBH	NO	YDS	LG	TD	PD	FF	FR	TD	YDS	TK	S	A	FF	FR	S	A		
2018	49ers	16	2	19	16	3	0	0	0.0	0.0	0	0	0	0	0	2	1	0	0	0	4	4	0	0	0	0	0		
2019	49ers	16	3	15	10	5	0	0	0.0	0.0	0	0	0	0	3	0	0	0	0	10	6	4	0	0	0	0			
2020	49ers	16	8	49	34	15	1	11	0.0	0.0	0	0	0	0	1	1	1	0	3	3	3	0	0	0	0	0			
2021	49ers	0	0	0	0	0	0	0	0.0	0.0	0	0	0	0	0	0	0	0	0	0	0	0	0	0	0	0			
2022	49ers	13	0	4	3	1	0	0	0.0	0.0	0	0	0	0	0	0	0	0	0	4	4	0	0	0	0	0			
2024	Bears	11	0	0	0	0	0	0	0.0	0.0	0	0	0	0	0	0	0	0	0	7	7	0	0	0	0	0			
NFL TOTALS		72	13	87	63	24	1	11	0.0	0.0	0	0	0	0	6	2	1	0	3	28	24	4	0	0	0	0			

TARVARIOUS MOORE'S NFL POSTSEASON DEFENSIVE STATISTICS

DATE	TEAM	GP	GS	TACKLES								INTERCEPTIONS					O. FUMB				ST				MISC	
				TK	S	A	TFL	YDS	SK	YDS	QBH	NO	YDS	LG	TD	PD	FF	FR	TD	YDS	TK	S	A	FF	FR	S
2019	49ers	3	0	0	0	0	0	0	0.0	0.0	0	1	7	7	0	2	0	0	0	2	2	0	0	0	0	0
2021	49ers	0	0	0	0	0	0	0	0.0	0.0	0	0	0	0	0	0	0	0	0	0	0	0	0	0	0	
2022	49ers	3	0	1	1	0	0	0	0.0	0.0	0	0	0	0	0	0	0	0	1	0	1	0	0	0	0	
NFL TOTALS		6	0	1	1	0	0	0	0.0	0.0	0	1	7	7	0	2	0	0	0	3	2	1	0	0	0	0

SINGLE-GAME HIGHS: DEFENSIVE

Total Tackles	11 at Arizona Cardinals, Dec 26, 2020	Fumble Recoveries	1 at New York Giants, Sep 27, 2020
Solo Tackles	7 at Arizona Cardinals, Dec 26, 2020	Tackles For Loss	1 at Dallas Cowboys, Dec 20, 2020
Passes Defensed	...1 more at 7.	Special Teams Tackles	3 vs. Minnesota Vikings, Nov 24, 2024
Forced Fumbles	2 vs. Seattle Seahawks, Dec 16, 2018	Longest Opp Fumble Return	...1 more at 3.
	1 at New Orleans Saints, Nov 15, 2020		3 at New York Giants, Sep 27, 2020
	...1 more at 1.		

SINGLE-GAME HIGHS - POSTSEASON: DEFENSIVE

Passes Defensed	2 at Kansas City Chiefs, Feb 02, 2020	Interception Return Yards	7 at Kansas City Chiefs, Feb 02, 2020
Interceptions	1 at Kansas City Chiefs, Feb 02, 2020	Special Teams Tackles	2 vs. Minnesota Vikings, Jan 11, 2020



Bill  
**MURRAY**

**60**

Ht: 6-3  
DOB: 7/3/97  
Bears Season: 3  
Acquired: FA-'23

Wt: 321  
College: William & Mary  
NFL Season: 2

**OFFENSIVE LINEMAN**

**PRO CAREER:** Offensive lineman enters his third season with the Chicago Bears after three seasons with the New England Patriots...Originally signed as UDFA by the Patriots in April 2020.

**2024 SEASON (BEARS):** Was active in five games, playing in three...Was placed on injured reserve following Week 7.

**2023 SEASON (BEARS):** Spent the season on the practice squad.

**2022 SEASON (PATRIOTS):** Converted from the defensive line to the offensive line in the preseason and spent third season on the practice squad...Elevated to the active roster from the practice squad ahead of the game vs. Chicago (10/24), at Minnesota (11/24) and vs. Buffalo (12/1)...Dressed but did not play against the Bears and Vikings and made his NFL debut on the extra point play in the first quarter vs. Buffalo.

**2021 SEASON (PATRIOTS):** Spent the season on the practice squad.

**2020 SEASON (PATRIOTS):** Spent the season on the practice squad.

**TRANSACTIONS:**


- 04/27/2020: Signed/UDFA with the Patriots
- 09/05/2020: Cut by Patriots
- 09/06/2020: Signed to Patriots practice squad
- 01/04/2021: Signed with the Patriots
- 08/30/2021: Cut by Patriots
- 09/01/2021: Signed to Patriots practice squad
- 02/07/2022: Signed with the Patriots
- 08/30/2022: Cut by Patriots
- 08/31/2022: Signed to Patriots practice squad
- 01/24/2023: Signed with the Patriots
- 08/29/2023: Cut by Patriots
- 08/31/2023: Signed to Bears practice squad
- 01/08/2024: Signed reserve/future by Bears
- 04/07/2025: Re-signed with Bears

**COLLEGE:** Was a two-time All-CAA selection and a three-year starter who finished his career with 143 tackles, 19.0 sacks, 10 blocks, four forced fumbles, two fumble recoveries and six passes defended...Was a two-year letter-winner and served as a team captain as a senior...Appeared in all 12 games as a junior, making six starts, and finished third on the team with five quarterback hurries...Started all 11 games as a senior in 2019 and finished with 46 tackles, led the team with 6.0 sacks and led the nation with four blocked kicks. Also forced a fumble had one pass defended and caught on two-point conversion...Started all 10 games as a junior in 2018 and totaled 48 tackles, led the team with 4.5 sacks and ranked tied for fourth nationally with three blocked kicks. Also forced one fumble, recovered one fumble and defended three passes...Started all 11 games as a sophomore in 2017 totaled 30 tackles, led the team with 6.5 sacks, forced two fumbles, recovered one fumble and blocked two extra-point attempts..

**PERSONAL:** Finished his Delbarton High School (N.J.) career with 52 tackles, 22 tackles for a loss, 10.0 sacks, two forced fumbles and two fumble recoveries...Also lettered in lacrosse and helped team win a state championship as a junior...Member of BEADS (traveled to Tanzania to help orphanages and secondary schools).

BILL MURRAY'S NFL REGULAR SEASON STATISTICS			
DATE	TEAM	GP	GS
2020	Patriots	0	0
2021	Patriots	0	0
2022	Patriots	1	0
2023	Bears	0	0
2024	Bears	3	0
NFL TOTALS		4	0

BILL MURRAY'S NFL POSTSEASON STATISTICS			
DATE	TEAM	GP	GS
2021	Patriots	0	0
NFL TOTALS		0	0



Dayo

ODEYINGBO

(DYE-oh-DANG-boh)

55

Ht: 6-5  
DOB: 9/24/99  
Bears Season: 1  
Acquired: UFA-'25 (Ind.)

Wt: 282  
College: Vanderbilt  
NFL Season: 5

DEFENSIVE LINEMAN

**PRO CAREER:** Entering his fifth season in the NFL and first with Chicago in 2025...Has played in 61 games (19 starts) with the Indianapolis Colts (2021-24)...Has 16.5 sacks and 21 tackles for loss among 106 career tackles along with five forced fumbles and three fumble recoveries...Originally entered the NFL as a second round pick (54th overall) by the Colts in the 2021 NFL Draft.

**2024 SEASON (COLTS):** Played in all 17 games with a career high 14 starts...Tallied 31 tackles (13 solo) with three sacks, 17 quarterback hits, a pair of fumble recoveries and a forced fumble.

**2023 SEASON (COLTS):** Played in all 17 games with one start...Put up career highs with 38 tackles (22 solo), eight sacks, 17 quarterback hits, two forced fumbles, two fumble recoveries and two passes defended.

**2022 SEASON (COLTS):** Played in all 17 games with four starts...Set career bests with 31 tackles (13 solo), five sacks and 11 quarterback hits.

**2021 SEASON (COLTS):** Played in 10 games as a rookie...Had six tackles (five solo), a quarterback hit and a forced fumble.

**TRANSACTIONS:**  
**05/06/2021:** Signed/draft choice to the Colts  
**03/13/2025:** Signed/UFA by the Bears

**COLLEGE:** Played in 44 career games with 29 starts for Vanderbilt (2017-20)...Totaled 125 tackles, 31.0 tackles for loss, 12.0 sacks, one interception, one caused fumble, two fumble recoveries and 22 quarterback pressures...Finished career ranked fifth in Vanderbilt history in tackles for loss...Was a team captain as a senior (2020), led the Commodores in sacks (5.5) and earned All-SEC second team honors.

**PERSONAL:** Was a two-way starter at Carrollton Ranchview High School (Texas)...Four-star prospect by ESPN and Scout, three-star prospect by Rivals and 247Sports...Has 47 tackles, 20 tackles for loss, seven sacks, three forced fumbles as senior...Led 2016 team to 7-4 record and 4A state playoffs...Two time All-Area selections (2015, 16)...Varsity letters as hurdler and thrower in track and field.

REGULAR SEASON COMPARISON: DEFENSIVE - MIAMI DOLPHINS

DATE	OPP	TACKLES										MISC				
		W/L	GP/GS	TOT	SOLO	ASST	SACK	YDS.	INT	TFL	PD	QBH	TD	FF	FR	
10/20/24	IND vs. MIA	W	S	0	0	0	0.0	0.0	0	0	0	1	0	0	0	0
TOTALS		1/0	1/1	0	0	0	0.0	0.0	0	0	0	1	0	0	0	0

DAYO ODEYINGBO'S NFL REGULAR SEASON DEFENSIVE STATISTICS

		TACKLES										INTERCEPTIONS					O. FUMB			ST			MISC				
DATE	TEAM	GP	GS	TK	S	A	TFL	YDS	SK	YDS	QBH	NO	YDS	LG	TD	PD	FF	FR	TD	YDS	TK	S	A	FF	FR	S	A
2021	Colts	10	0	6	5	1	0	0	0.5	0	0	1	0	0	0	0	1	0	0	0	0	0	0	0	0	0	0
2022	Colts	17	4	31	18	13	5	41	5.0	36.5	11	0	0	0	0	0	0	0	0	0	0	0	0	0	0	0	0
2023	Colts	17	1	38	22	16	9	47	8.0	53.0	17	0	0	0	0	2	2	2	0	0	0	0	0	0	0	0	0
2024	Colts	17	14	31	13	18	7	29	3.0	19.5	17	0	0	0	0	2	1	0	0	0	0	0	0	0	0	0	0
NFL TOTALS		61	19	106	58	48	21	117	16.5	109.0	46	0	0	0	0	2	5	3	0	0	0	0	0	0	0	0	0

SINGLE-GAME HIGHS: DEFENSIVE

**Total Tackles** 7 at Tennessee Titans, Dec 03, 2023  
...1 more at 7.

**Solo Tackles** 5 vs. Los Angeles Rams, Oct 01, 2023

**Sacks** 3.0 at New England Patriots, Nov 12, 2023

**Forced Fumbles** 1 at Houston Texans, Oct 27, 2024  
...4 more at 1.

**Fumble Recoveries** 1 at Houston Texans, Oct 27, 2024  
...2 more at 1.

**Tackles For Loss** 3 at Houston Texans, Oct 27, 2024  
...1 more at 3.



Rome

ODUNZE

(OH-dun-EE)

15

Ht: 6-3  
DOB: 6/3/02  
Bears Season: 2  
Acquired: D1B-24

Wt: 214  
College: Washington  
NFL Season: 2

WIDE RECEIVER

**PRO CAREER:** Enters his second season with the Bears in 2025...Drafted by the Bears in the first round of the 2024 NFL Draft (No. 9 overall).

**2024 SEASON (BEARS):** Played in all 17 games (12 starts) and had 54 catches for 734 yards (13.6 avg.) with three touchdowns as well as three carries for 15 yards...His 734 receiving yards and 54 catches were both fourth most by a rookie in Bears history...With 112 receiving yards on six catches in Week 3, he became the first Bears rookie to since 2018 to hit the century mark in receiving yards (Anthony Miller, 122 yards)...Had 104 receiving yards in the Bears Week 9 game at the Cardinals marking his second 100-yard game of the season becoming the seventh Bears rookie to have multiple 100-yard receiving games in Bears history and the first since 1983 (Willie Gault)...In Week 14 he became the first Bears rookie to have two receiving touchdowns in a game since 2001 (David Terrell).

**TRANSACTIONS:**  
**04/25/2024:** Drafted by the Bears in the first round of the 2024 NFL Draft (No. 9 overall)

**COLLEGE:** Prepped four seasons at the University of Washington (2020-23), capping his career with consensus All-American honors as a senior in 2023...Over his career, totaled 3,272 yards on 214 receptions (15.3 avg.) and 24 touchdowns, along with 10 rushing attempts for 40 yards (4.0 avg.) and two rushing scores...As a senior in 2023, led the nation with a career-high 1,640 receiving yards, totaling a conference-best 94 receptions for a 17.8-yard receiving average and adding 13 receiving scores...During Washington's run toward the CFP National Championship Game and conference title, registered 10 games with at least 100 rushing yards, including 100-yard performances in the Pac-12 Championship Game and the CFP National Semifinal victory in the Sugar Bowl...As a junior in 2022, led the Huskies with 1,145 receiving yards, ranking No. 5 all-time on the program's single-season receiving list, as the mark was the best among all Pac-12 receivers...In 2021, appeared in nine games (seven starts), recording 41 catches for 415 yards (10.1 avg.) with four touchdowns...Played in all four games in a shortened 2020 season, catching six passes for 72 yards (12.0 avg.).

**PERSONAL:** Attended Bishop Gorman High School in Las Vegas, Nev., where he was named the state's Gatorade Player of the Year MaxPreps Nevada Player of the Year as a senior in 2019...Over his career, registered 121 receptions for 2,699 yards and 31 touchdowns...As a senior in 2019, recorded 54 receptions for 1,222 yards and 15 touchdowns...Also competed in track and field, where he won the 4A state title in the 200 meters (21.25) and the 4x100 relay (41.36) to cap his senior season...Named after the Roman Empire...Majorored in history and communications...Was first Husky to be voted the College Sports Communicators Academic All-America Team Member of the Year for NCAA Division I football, which recognizes academic and athletic success.

ROME ODUNZE'S NFL REGULAR SEASON RUSHING/RECEIVING STATISTICS

DATE	TEAM	GP	GS	RECEIVING					RUSHING				
				NO.	YDS.	AVG.	LG	TD	NO.	YDS.	AVG.	LG	TD
2024	Bears	17	12	54	734	13.6	47	3	3	15	5.0	8	0
NFL TOTALS		17	12	54	734	13.6	47	3	3	15	5.0	8	0

ROME ODUNZE'S NFL REGULAR SEASON RETURN STATISTICS

DATE	TEAM	KICKOFF RETURNS					PUNT RETURNS						
		RET.	YDS.	AVG.	LG	TD	NO.	FC	YDS.	AVG.	LG	TD	
2024	Bears	0	0	0.0	0	0	0	0	0	0.0	0	0	
NFL TOTALS		0	0	0.0	0	0	0	0	0	0.0	0	0	

SINGLE-GAME HIGHS: RUSHING/RECEIVING			
Rush Attempts	2 at Washington Commanders, Oct 27, 2024	Longest Receptions	47 at Indianapolis Colts, Sep 22, 2024
Rushing Yards	13 at Washington Commanders, Oct 27, 2024	Receiving TDs	2 at San Francisco 49ers, Dec 08, 2024
Longest Runs	8 at Washington Commanders, Oct 27, 2024	All-Purpose Yards	114 at Indianapolis Colts, Sep 22, 2024
Receptions	6 vs. Green Bay Packers, Nov 17, 2024	Most TDs	2 at San Francisco 49ers, Dec 08, 2024
	...1 more at 6.	Scrimmage Yards	114 at Indianapolis Colts, Sep 22, 2024
Receiving Yards	112 at Indianapolis Colts, Sep 22, 2024		
Receiving Average	20.8 at Arizona Cardinals, Nov 03, 2024		

100-YARD RECEIVING GAMES (2): REGULAR SEASON						
DATE	TEAM	NO.	YDS.	AVG.	LG	TD
09/22/24	at Colts	6	112	18.7	47	1
11/03/24	at Cardinals	5	104	20.8	44	0

ROME ODUNZE'S COLLEGE RUSHING/RECEIVING STATISTICS														
		RUSHING								RECEIVING				
DATE	TEAM	GP	GS	NO.	YDS.	AVG.	LG	TD		NO.	YDS.	AVG.	LG	TD
2020	Washington	4	1	3	-16	-5.3	0	0		6	72	12.0	25	0
2021	Washington	9	7	2	13	6.5	7	0		41	415	10.1	55	4
2022	Washington	12	8	3	6	2.0	5	1		75	1,145	15.3	61	7
2023	Washington	15	9	2	37	18.5	23	1		92	1,640	17.8	52	13
TOTALS		40	25	10	40	4.0	23	2		214	3,272	15.3	61	24

ROME ODUNZE'S COLLEGE RETURN STATISTICS														
		KICKOFF RETURNS					PUNT RETURNS							
DATE	TEAM	RET.	YDS.	AVG.	LG	TD	NO.	FC	YDS.	AVG.	LG	TD		
2020	Washington	0	0	0.0	0	0	0	0	0	0.0	0	0		
2021	Washington	0	0	0.0	0	0	0	0	0	0.0	0	0		
2022	Washington	0	0	0.0	0	0	1	0	0	0.0	0	0		
2023	Washington	2	17	8.5	18	0	2	0	87	43.5	83	1		
TOTALS		2	17	8.5	18	0	3	0	87	29.0	83	1		



Amen

OGBONGBEMIGA

(AY-mih-ni AWG-bong-BUH-mee-guh)

45

Ht: 6-1  
DOB: 9/4/98  
Bears Season: 2  
Acquired: UFA-'24 (LAC)

Wt: 226  
College: Oklahoma State  
NFL Season: 5

LINEBACKER

**PRO CAREER:** Veteran linebacker enters his second season with the Chicago Bears after a three-year stay with the Los Angeles Chargers...Has appeared in 64 regular season games with two starts...Recorded 27 tackles (16 solo) with three quarterback hits, three tackles for loss, two fumble recoveries and 2.0 sack...Also adds 17 special teams tackles (nine solo).

**2024 SEASON (BEARS):** Played in all 17 games...Registered two tackles (two solo), one sack, three tackles for loss and three quarterback hits...Served as a core special teamer playing in over 80% of all special teams snaps, leading the team with 11 special teams tackles (five solo).

**2023 SEASON (CHARGERS):** Played in 15 games, primarily on special teams...Notched one tackle and two fumble recoveries on defense...Added three special teams tackles (two solo).

**2022 SEASON (CHARGERS):** Appeared in all 17 regular season games, and the team's postseason contest, playing primarily on special teams...Contributed the most special teams snaps on the Chargers with 356...Recorded three special teams tackles (one solo).

**2021 SEASON (CHARGERS):** Started two of 15 games, totaling 21 tackles (13 solo), 1.0 sack and one tackle for loss defensively, while, serving as a primary contributor on special teams...Started at linebacker in Week 6 against Baltimore, leading the team with eight tackles (three solo)...Dropped Vikings QB Kirk Cousins for a loss of nine yards in Week 10 to register his first career sack... Secured his first career tackle on special teams in Week 4 against the Raiders...Made his NFL debut in Week 2 against Dallas, contributing on special teams.

**TRANSACTIONS:**  
**05/02/2021:** Signed/UFA with Chargers  
**03/13/2024:** Signed/FA with Bears  
**03/06/2025:** Re-signed with the Bears

**COLLEGE:** Appeared in 49 games over four seasons (2017-20) for Oklahoma State...Was named an All-Big 12 second-team selection by The Associated Press and the conference's coaches in 2020 after leading the Big 12 Conference with three forced fumbles and two fumble recoveries.

**PERSONAL:** Born in Lagos, Nigeria...Moved to Houston, Texas in 2003, before moving to Calgary, Alberta, Canada in 2011...Brother, Alex, played linebacker at the University of Houston, then at the University of Calgary, before playing two seasons in the Canadian Football League for the Saskatchewan Roughriders, Edmonton Eskimos and BC Lions... Graduated from Oklahoma State with a bachelor's degree in finance and management...Played at Notre Dame High in Calgary (Canada)...Contributed to Notre Dame's 37-game win streak, which nearly set a Canadian high school record...Named first team All-District and the team's Most Valuable Player following his senior season in 2015, after recording over 100 tackles for the second-straight season...Named to the academic honor roll three times... Competed in track & field, earning three varsity letters.

AMEN OGBONGBEMIGA'S NFL REGULAR SEASON DEFENSIVE STATISTICS																											
			TACKLES									INTERCEPTIONS					O. FUMB				ST				MISC		
DATE	TEAM	GP	GS	TK	S	A	TFL	YDS	SK	YDS	QBH	NO	YDS	LG	TD	PD	FF	FR	TD	YDS	TK	S	A	FF	FR	S	A
2021	Chargers	15	2	21	13	8	2	9	1.0	9.0	2	0	0	0	0	0	0	0	0	5	4	1	0	0	0	0	0
2022	Chargers	17	0	3	1	2	0	0	0.0	0.0	0	0	0	0	0	0	0	0	0	0	3	1	2	0	0	0	0
2023	Chargers	15	0	1	0	1	0	0	0.0	0.0	0	0	0	0	0	0	0	0	0	0	3	2	1	0	2	0	0
2024	Bears	17	0	2	2	0	1	10	1.0	10.0	1	0	0	0	0	0	0	0	0	11	5	6	0	0	0	0	
NFL TOTALS		64	2	27	16	11	3	19	2.0	19.0	3	0	0	0	0	0	0	0	0	22	12	10	0	2	0	0	

AMEN OGBONGBEMIGA'S NFL POSTSEASON DEFENSIVE STATISTICS																											
			TACKLES									INTERCEPTIONS					O. FUMB				ST				MISC		
DATE	TEAM	GP	GS	TK	S	A	TFL	YDS	SK	YDS	QBH	NO	YDS	LG	TD	PD	FF	FR	TD	YDS	TK	S	A	FF	FR	S	A
2022	Chargers	1	0	0	0	0	0	0	0.0	0.0	0	0	0	0	0	0	0	0	0	0	0	0	0	1	0	0	0
NFL TOTALS		1	0	0	0	0	0	0	0.0	0.0	0	0	0	0	0	0	0	0	0	0	0	0	0	1	0	0	0

SINGLE-GAME HIGHS: DEFENSIVE

Total Tackles	8 at Baltimore Ravens, Oct 17, 2021	Tackles For Loss	1 vs. Jacksonville Jaguars, Oct 13, 2024
Solo Tackles	4 at Houston Texans, Dec 26, 2021		..2 more at 1.
Sacks	1.0 vs. Minnesota Vikings, Nov 14, 2021	Special Teams Tackles	2 at Washington Commanders, Oct 27, 2024
			..2 more at 2.
		Special Teams Forced Fumbles	1 at Washington Commanders, Oct 27, 2024

Jonathan  
**OWENS****36**

Ht: 5-11  
 DOB: 7/22/95  
 Bears Season: 2  
 Acquired: UFA-'24 (G.B.)

Wt: 204  
 College: Missouri Western  
 NFL Season: 7

**DEFENSIVE BACK**

**PRO CAREER:** Veteran defensive back entered his second season with the Chicago Bears in 2025 after stops with the Green Bay Packers, Houston Texans and Arizona Cardinals...Has appeared in 65 regular season games in his career with 35 starts, as well as starting in two postseason games...Totaled 261 tackles (171 solo) with 10 passes defended, two quarterback hits, two tackles for loss, 2.0 sacks, three fumble recoveries, two interceptions and two forced fumbles...Also adds 11 special teams tackles (19 solo)...Entered the league with the Arizona Cardinals as an undrafted free agent in 2018.

**2024 SEASON (BEARS):** Appeared in all 17 games (five starts)...Recorded 46 tackles (28 solo) on the season and one interception...Recorded a fumble recovery for a touchdown in Week 1 against the Titans...Owens' return touchdown marked the first blocked punt returned for a touchdown by the Bears since 2012, and the first in a season-opening game since 1993...Owens' return touchdown helped the Bears log the fourth-biggest comeback since at least 1950.

**2023 SEASON (PACKERS):** Played in all 17 games with 11 starts and recorded 74 tackles (51 solo), three passes defended, a sack, two tackles for a loss, a quarterback hit, a forced fumble and a fumble recovery for a touchdown...Ranked fifth on the team in total tackles and tied for third in solo tackles...Was second on the team with a career-high 10 special teams tackles.

**2022 SEASON (TEXANS):** Started all 17 games and recorded career highs with 125 tackles (84 solo), 1.0 sack and four passes defended...Ranked second on the team in tackles and registered 10+ tackles in a team-high seven games...Played 971 snaps on defense, the third most on the team, and helped the Texans rank tenth in the NFL in passing defense (209.3 ypg).

**2021 SEASON (TEXANS):** Appeared in seven games with two starts and recorded 16 tackles (eight solo), one interception and a fumble recovery along with two tackles on special teams...Spent the first eight weeks of the season on the Texans' practice squad before being elevated to the active roster for gameday in Week 9 at Miami... Was elevated again in Week 12 against the Jets and then was signed to the active roster from the practice squad on Dec. 4...Played in five games (Weeks 13-17) before being placed on injured reserve (wrist) on Jan. 3, 2022.

**2020 SEASON (TEXANS):** Appeared in six games, seeing time on defense and special teams...Spent the first four weeks of the season on the Texans' practice squad before being elevated to the active roster for gameday in Weeks 5-6...Spent the next seven weeks on the practice squad before being signed to the active roster on Dec. 12...Appeared in the final four contests.

**2019 SEASON (TEXANS):** Appeared in one game for the Texans, spending most of the season on the practice squad...Was released by the Cardinals on Aug. 31 and then was signed to the Texans' practice squad on Sept. 30...Spent Weeks 5-11 on the practice squad and then was signed to the active roster on Nov. 21...Was released by the Texans on Nov. 23 and then was re-signed to their practice squad on Nov. 26...Made his NFL debut against the Colts in Week 12.

**2018 SEASON (CARDINALS):** Spent entire rookie campaign on injured reserve.

**TRANSACTIONS:**

**04/30/2018:** Signed/UDFA with the Cardinals  
**08/31/2019:** Cut by Cardinals  
**09/30/2019:** Signed to Texans practice squad  
**11/21/2019:** Cut by Texans  
**11/23/2019:** Signed to Texans practice squad  
**09/05/2020:** Cut by Texans  
**09/06/2020:** Signed to Texans practice squad  
**08/31/2021:** Cut by Texans  
**09/01/2021:** Signed to Texans practice squad  
**03/15/2023:** Declared free agent  
**05/12/2023:** Signed with Packers (one-year contract through 2023)  
**03/13/2024:** Signed with Bears (two-year contract through 2025)

**COLLEGE:** Appeared in 43 games with 33 starts in four seasons at Missouri Western State University (2014-17), finishing career with 259 tackles (155 solo), 2.5 sacks, seven INTs, 23 passes defended, four forced fumbles and two fumble recoveries... Started all 11 contests as a senior, earning second-team All-MIAA (MidAmerica Intercollegiate Athletics Association) recognition after recording a career-high 95 tackles (46 solo), three tackles for a loss, a sack, two interceptions, nine passes defended, two forced fumbles and a fumble recovery...Was named the school's Male Student-Athlete of the Year...Returned 16 punts for 186 yards (11.6 avg)...Registered double-digit tackles in four games on the season.

**PERSONAL:** Attended Christian Brothers College High School in St. Louis, Mo. ...Earned all-conference and all-district honors as a senior after leading to the team to the state championship game in 2012...Also lettered three years in basketball...Earned degree in exercise science...Married to Simone Biles, who has won seven Olympic gold medals as a gymnast.



JONATHAN OWENS' NFL REGULAR SEASON DEFENSIVE STATISTICS

		TACKLES											INTERCEPTIONS					O. FUMB				ST				MISC	
DATE	TEAM	GP	GS	TK	S	A	TFL	YDS	SK	YDS	QBH	NO	YDS	LG	TD	PD	FF	FR	TD	YDS	TK	S	A	FF	FR	S	A
2018	Cardinals	0	0	0	0	0	0	0	0.0	0.0	0	0	0	0	0	0	0	0	0	0	0	0	0	0	0	0	0
2019	Texans	1	0	0	0	0	0	0	0.0	0.0	0	0	0	0	0	0	0	0	0	0	0	0	0	0	0	0	0
2020	Texans	6	0	0	0	0	0	0	0	0.0	0.0	0	0	0	0	0	0	0	0	0	0	0	0	0	0	0	0
2021	Texans	7	2	16	8	8	0	0	0.0	0.0	0	1	7	7	0	1	0	1	0	6	2	2	0	0	0	0	0
2022	Texans	17	17	125	84	41	0	0	1.0	0.0	1	0	0	0	0	4	0	0	0	0	0	0	0	0	0	0	0
2023	Packers	17	11	74	51	23	2	2	1.0	11.0	1	0	0	0	0	3	1	1	1	27	10	7	3	0	0	0	0
2024	Bears	17	5	46	28	18	1	1	0.0	0.0	0	1	0	0	0	2	1	2	0	13	3	2	1	0	0	0	0
NFL TOTALS		65	35	261	171	90	3	3	2.0	11.0	2	2	7	7	0	10	2	4	1	46	15	11	4	0	0	0	0

JONATHAN OWENS' NFL POSTSEASON DEFENSIVE STATISTICS

		TACKLES										INTERCEPTIONS					O. FUMB				ST				MISC		
DATE	TEAM	GP	GS	TK	S	A	TFL	YDS	SK	YDS	QBH	NO	YDS	LG	TD	PD	FF	FR	TD	YDS	TK	S	A	FF	FR	S	A
2019	Texans	0	0	0	0	0	0	0	0.0	0.0	0	0	0	0	0	0	0	0	0	0	0	0	0	0	0	0	0
2023	Packers	2	2	7	4	3	0	0	0.0	0.0	0	0	0	0	0	0	0	0	0	0	0	0	0	0	0	0	0
NFL TOTALS		2	2	7	4	3	0	0	0.0	0.0	0	0	0	0	0	0	0	0	0	0	0	0	0	0	0	0	0

SINGLE-GAME HIGHS: DEFENSIVE

Total Tackles	15 vs. Indianapolis Colts, Sep 11, 2022
Solo Tackles	11 vs. Indianapolis Colts, Sep 11, 2022
Sacks	1.0 vs. Los Angeles Rams, Nov 05, 2023 ...1 more at 1.0.
Passes Defensed	2 at Dallas Cowboys, Dec 11, 2022
Forced Fumbles	1 vs. Minnesota Vikings, Nov 24, 2024 ...1 more at 1.
Fumble Recoveries	1 at Green Bay Packers, Jan 05, 2025 ...3 more at 1.

Tackles For Loss	1 vs. Detroit Lions, Dec 22, 2024 ...2 more at 1.
Interceptions	1 at San Francisco 49ers, Dec 08, 2024 ...1 more at 1.
Interception Return Yards	7 vs. Los Angeles Chargers, Dec 26, 2021
Special Teams Tackles	2 at Minnesota Vikings, Dec 31, 2023 ...1 more at 2.
Longest Opp Fumble Return	27 at Detroit Lions, Nov 23, 2023

SINGLE-GAME HIGHS - POSTSEASON: DEFENSIVE

Total Tackles	4 at Dallas Cowboys, Jan 14, 2024
Solo Tackles	3 at Dallas Cowboys, Jan 14, 2024



Zacch  
**PICKENS**

**96**

Ht: 6-4  
DOB: 3/6/00  
Bears Season: 3  
Acquired: D3-'23

Wt: 303  
College: South Carolina  
NFL Season: 3

**DEFENSIVE LINEMAN**

**PRO CAREER:** Drafted by the Bears in the 2nd Round (No. 64 overall) of the 2023 NFL Draft. Has appeared in 26 career games with three starts.

**2024 SEASON (BEARS):** Appeared in nine contests with three starts...Recorded 19 tackles (eight solo) on the year.

**2023 SEASON (BEARS):** Played defensive and special teams snaps in all 17 games...Recorded first career tackle in Week 2 against the Buccaneers...In Week 8, recorded first career forced fumble, leading to a Bears touchdown on the resulting drive...Finished the season with 20 tackles (nine solo) with 0.5 sacks, one forced fumble, one tackle for loss, one pass defended and two quarterback hits.

**TRANSACTIONS:**  
**04/28/'23:** Drafted by the Chicago Bears

**COLLEGE:** Four-year letterwinner as a defensive tackle...Appeared in 47 games with 32 starts...Credited with 131 career tackles including 11.5 tackles for loss and 7.5 sacks...In 2022, was voted the Most Outstanding Senior, the Joe Morrison Award as the MVP of the defense, the Steve Wadiak Team MVP Award and the Rex Enright Team Captains' Award following the season...Started all 12 games during the regular season...Credited with 42 tackles with 4.0 tackles for loss and 2.5 sacks...Had three pass breakups, three quarterback hurries and recovered a fumble...Posted a team-high and new personal-best 12 tackles at Arkansas.

**PERSONAL:** Attended T. L. Hanna High School in Anderson, S.C. ...Led the Yellow Jackets to a 14-1 record and a spot in the South Carolina 5A state championship game...Logged 87 tackles including 15.0 tackles for loss and 6.0 sacks as a senior...Had an interception return for a touchdown in the title game...Rushed 104 times for 889 yards, 8.5 yards per carry, with a pair of 100-yard games...Selected to play in the Under Armour All-American Game and in the Shrine Bowl of the Carolinas, named Defensive MVP...Named the South Carolina Gatorade Football Athlete of the Year and South Carolina's Mr. Football...Also named the state's top lineman by the SC Football Coaches Association.

ZACCH PICKENS' NFL REGULAR SEASON DEFENSIVE STATISTICS																											
		TACKLES										INTERCEPTIONS					O. FUMB				ST				MISC		
DATE	TEAM	GP	GS	TK	S	A	TFL	YDS	SK	YDS	QBH	NO	YDS	LG	TD	PD	FF	FR	TD	YDS	TK	S	A	FF	FR	S	A
2023	Bears	17	0	20	9	11	1	0	0.5	4.5	2	0	0	0	0	1	1	0	0	0	0	0	0	0	0	0	0
2024	Bears	9	3	19	8	11	1	7	1.0	7.0	2	0	0	0	0	0	0	0	0	0	0	0	0	0	0	0	0
NFL TOTALS		26	3	39	17	22	2	7	1.5	11.5	4	0	0	0	0	1	1	0	0	0	0	0	0	0	0	0	0

SINGLE-GAME HIGHS: DEFENSIVE			
Total Tackles	5 at Minnesota Vikings, Dec 16, 2024 ...1 more at 5.	Forced Fumbles	1 at Los Angeles Chargers, Oct 29, 2023
Solo Tackles	3 at San Francisco 49ers, Dec 08, 2024	Tackles For Loss	1 vs. Detroit Lions, Dec 22, 2024
Sacks	1.0 vs. Detroit Lions, Dec 22, 2024		...1 more at 1.



Dominique

ROBINSON

90

Ht: 6-5

DOB: 7/2/98

Bears Season: 4

Acquired: D5b'22

Wt: 275

College: Miami (Ohio)

NFL Season: 4

DEFENSIVE LINEMAN

**PRO CAREER:** Played in 34 games (eight starts) throughout his career, recording with 49 tackles (28 solo), 2.0 sacks, three TFLs, three quarterback hits and three passes defended...Drafted by the Bears in the fifth round of the 2022 NFL Draft (No. 174 overall)

**2024 SEASON (BEARS):** Appeared in six contests with one start...Made season debut with a start at Arizona Week 9. Recorded seven tackles (four solo) on the season.

**2023 SEASON (BEARS):** Played in 11 games...Notched the 40th tackle of his career in Week 17 against the Falcons...On the season, recorded 12 tackles (five solo) with 0.5 sacks, one pass defended, one quarterback hit and one tackle for loss.

**2022 SEASON (BEARS):** Logged 1.5 sacks to go along with seven tackles (five solo), one tackle for loss and two quarterback hits in Week 1 against the 49ers...Became the first Bears rookie to record a sack in their first-career game since Roquan Smith did so on September 9, 2018 at Green Bay...Made first start of NFL career in Week 10 against Detroit...Finished season with 30 tackles (19 solo), 1.5 sacks, two quarterback hits, two tackles for loss and two passes defended.

**TRANSACTIONS:**  
**04/30/2022:** Drafted by the Bears in the fifth round of the 2022 NFL Draft (No. 174 overall)  
**05/06/2022:** Signed by the Bears/draft choice (four-year contract through 2025)

**COLLEGE:** Spent five seasons at Miami (Ohio), appearing in 35 career games from 2017-21...Played in 12 games in 2021 for the Redhawks, recording career-highs in tackles (28), tackles for loss (6.5), sacks (2.5) and quarterback hurries (4)...Played in all three games in 2020 after transitioning to defense...Had nine tackles, 2.5 tackles for loss and 2.0 sacks on the year...In 2019, played in 14 games, making eight starts...Finished the year with 14 catches for 296 yards...Played in all 12 games, making five starts in 2018...Finished season with 13 catches for 156 yards and four touchdowns...Had a career-high five catches for 77 yards in a win at Akron...Played in seven games in 2017, primarily on special teams.

**PERSONAL:** Attended McKinley High School in Canton, Ohio...A team captain, was named first-team All-Stark County and First-Team All-Federal League, also earning Northeast Ohio Honorable Mention honors, as a senior in 2016 for the Bulldogs...His father, Anthony, played college basketball at Bowling Green, and his brother, Jasper, played college football at Kent State.

DOMINIQUE ROBINSON'S NFL REGULAR SEASON DEFENSIVE STATISTICS																											
DATE	TEAM	GP	GS	TACKLES							INTERCEPTIONS					O. FUMB					ST					MISC	
				TK	S	A	TFL	YDS	SK	YDS	QBH	NO	YDS	LG	TD	PD	FF	FR	TD	YDS	TK	S	A	FF	FR	S	A
2022	Bears	17	7	30	19	11	2	6	1.5	7.5	2	0	0	0	0	2	0	0	0	0	0	0	0	0	0	0	0
2023	Bears	11	0	12	5	7	1	0	0.5	4.5	1	0	0	0	0	1	0	0	0	0	0	0	0	0	0	0	0
2024	Bears	6	1	7	4	3	0	0	0.0	0.0	1	0	0	0	0	0	0	0	0	0	0	0	0	0	0	0	0
NFL TOTALS		34	8	49	28	21	3	6	2.0	12.0	4	0	0	0	0	3	0	0	0	0	0	0	0	0	0	0	0

SINGLE-GAME HIGHS: DEFENSIVE

**Total Tackles** 7 vs. San Francisco 49ers, Sep 11, 2022  
**Solo Tackles** 5 vs. Detroit Lions, Nov 13, 2022  
...1 more at 5.  
**Sacks** 1.5 vs. San Francisco 49ers, Sep 11, 2022

**Passes Defended** 1 at Tampa Bay Buccaneers, Sep 17, 2023  
...2 more at 1.  
**Tackles For Loss** 1 at Kansas City Chiefs, Sep 24, 2023  
...2 more at 1.



Cairo

# SANTOS

## 8

Ht: 5-8  
DOB: 11/12/91  
Bears Season: 7  
Acquired: FA-'20 (Ten.)

Wt: 173  
College: Tulane  
NFL Season: 11

**KICKER**

**PRO CAREER:** 11-year NFL veteran, has converted on 85.5% of career regular season field goals, and is a perfect 7-for-7 in the postseason...Has played for the Kansas City Chiefs (2014-17), Chicago (2017, 2021-24), Los Angeles Rams (2018), New York Jets (2018), Tampa Bay Buccaneers (2019) and the Tennessee Titans (2019)...Set a Bears records for consecutive field goals made both overall and in a single-season (27) in 2020 and again in 2021; also set a single-season percentage record, making 93.8 percent of his attempts (30-of-32) in 2020...Converted 86-of-102 field goals from 2014-16 with Kansas City, including 31-of-35 (88.6%) in 2016...Made a career-high seven field goals at Cincinnati (10/4/15)...Connected on a career-best six extra-point attempts against Detroit (11/1/15), which he matched at New England (9/7/17)...Has connected on 133-of-148 (89.9) field goal attempts since 2020...Made 100th field goal as a Bear in Week 12 of 2023 season...In Bears history ranks first in FG% (89.3), second in FGs 50+ (21), third in FGM (134) and is fifth in total points (550)...Is 241-282 on field goals and 307-323 on extra points in career...Has scored 1,030 points.

#### HONORS:

**2023:** NFC Special Teams Player of the Month (November)

**2022:** NFC Special Teams Player of the Week (Week 7)

**2020:** NFC Special Teams Player of the Month (December)

**2020:** NFC Special Teams Player of the Week (Week 6)

**2019:** NFC Special Teams Player of the Week (Week 6)

**2016:** AFC Special Teams Player of the Month (November)

**2024 SEASON (BEARS):** Finished the season 21-25 on field goals including 8-9 from 50+ and 25-26 on PATs...In Week 1 was 3-3 on field goal attempts (24, 50, 48) and 1-1 on PATs...Set a Bears single season record for most field goals of 50+ in a season...Was perfect again on three kicks in Week 2 including field goals of 53- and 54-yards...In Week 2 tied K Kevin Butler for second most 50+ yard field goals (16) in Bears history...In Week 3 added another field goal of 50+ (53) bringing his Bears career total to 17, the second most in franchise history...Made two more field goals from 50+ in Week 9 (both 53 yards) giving him six on the season...His 53-yard field goal in Week 11 was his seventh field goal of 50+ yards on the season tying his own team record from last season (tied with Robbie Gould, 2015) for most in a season in Bears history...Scored the 1,000th point of his career with a third quarter field goal in Week 11...Made two field goals in Week 12, including a 48-yard field goal as time expired to complete the Bears 14-point fourth quarter comeback forcing overtime...The two field goals gave Santos 129 in his Bears career, moving his total to third most franchise history...He also converted on an onside kick late in the fourth quarter giving the Bears a chance to set up the game tying field goal, it was the Bears first successful onside kick since 2021 (Santos, Week 14, at GB)...With three points in Week 17 he passed HOF QB/K George Blanda (541) for the fifth most points scored in Bears history...In Week 17 he scored for his 84th consecutive game for the Bears, passing Blanda for the second most consecutive games scoring in franchise history...In Week 18 he hit a 51-yard field goal as time expired to give the Bears a 24-22 victory over the Packers...The field goal was his eighth of the season of 50+ yards, a Bears franchise record.

**2023 SEASON (BEARS):** Named NFC Special Teams Player of the Month for November...Went 32-35 on field goals and 31-33 on extra points...Set career-highs in field goals made and points (136)...Was 7-8 on field goals from 50+ yards on the season, the most he has made in a season in his career...In Week 18, set the Bears single-season record for field goals made in a season, passing Robbie Gould (33-2015).

**2022 SEASON (BEARS):** Played in 16 games during the 2022 season...21-23 on field goals and 27-32 on extra points...Went In Week 7, went 4-for-4 in field goal attempts in the Bears' 33-14 Monday Night Football victory over the Patriots, including one 50-yarder and was named NFC Special Teams Player of the Week...Opened the season making 21 consecutive field goals.

**2021 SEASON (BEARS):** Extended field goal streak to 40 consecutive field goals made during the regular season, before missing short on a 65-yard attempt as time expired Week 9 at the Steelers...Stands as a Bears record and is tied for the third-longest streak of consecutive makes all-time...Finished the season 26-for-30 on field goal attempts and connected on multiple field goals nine games.

**2020 SEASON (BEARS):** Set a Bears records for consecutive field goals both overall and in a single-season (27), breaking the old record of 26 straight held by Robbie Gould from 2005-06 (Weeks 16-17 in 2005, Weeks 1-11 in 2006)...Also set a single-season percentage record, making 93.8 percent of attempts (30-32)...Also went 36-37 on PATs...Named NFC Special Teams Player of the Month in December, going a perfect 12-12 on field goals and 16-17 on PATs (his lone miss was blocked)...Connected on a season-high four field goals in the Week 15 win at Minnesota...Drilled a career-long 55-yard field goal in Week 6 against Carolina...Went 3 for 3 in that game and was named NFC Special Teams Player of the Week.

**2019 SEASON (TITANS):** In five games with the Titans, went 4-9 on field goals and 12-12 on extra points (100%).

**2018 SEASON (BUCCANEERS/RAMS):** Played two games with the Rams before joining Tampa Bay...Went 5-6 on field goals attempts and 5-6 on extra point attempts for the Rams...Made Buccaneers debut against the Giants in Week 11, connecting on all five extra point attempts...On the season, went 14-18 on field goals and 22-23 on extra points.

**2017 SEASON (BEARS/CHIEFS):** Appeared in five games, going 4-5 on field goals (80.0%) and 14-14 on PATs (100%)...Made Bears debut in Week 12 against the Eagles...Went 1-2 on field goals and 2-2 on PATs for the Bears in two games played.

**2016 SEASON (CHIEFS):** Played in all 16 games, helping Chiefs to a 12-4 record...Went 31-35 on field goals (88.6%) and 36-39 on PATs (92.3%)...Connected on a then career-long 54-yard field goal in Week 2 against the Texans...Was a perfect 2-2 on field goals of 50+ yards.

**2015 SEASON (CHIEFS):** Appeared in all 16 regular season games...Made 30-37 field goals (81.1%) and 39-41 PATs (95.1%)...Tied (then) career-long with a 53-yard field goal in Week 15 against the Ravens...Hit four field goals of 50+ yards.

**2014 SEASON (CHIEFS):** Played in all 16 games, connecting on 25-30 field goals (83.3%) and 38-38 on PATs (100%)...Booted a season-long 53-yarder in Week 8 against the Rams.

**TRANSACTIONS:**

**05/19/2014:** Signed by the Chiefs  
**04/17/2017:** Re-signed/rest FA with the Chiefs (one-year tender through 2017)  
**09/30/2017:** Cut by the Kansas City Chiefs  
**11/20/2017:** Signed by the Bears  
**03/16/2018:** Signed/UFA with the Jets (one-year contract through 2018)  
**08/22/2018:** Cut by the Jets  
**10/02/2018:** Signed by the Rams; released 10/16  
**11/12/2018:** Signed by the Buccaneers  
**03/13/2019:** Re-signed by the Buccaneers (one-year extension through 2019)  
**08/31/2019:** Cut by Buccaneers  
**09/04/2019:** Signed by Titans; released 10/7  
**08/25/2020:** Signed by Bears  
**09/05/2020:** Cut by Bears  
**09/06/2020:** Signed to Bears practice squad  
**09/16/2020:** Signed to Bears active roster  
**03/15/2021:** Re-signed by the Bears (three-year extension through 2023)  
**12/23/2023:** Re-signed by the Bears (four-year extension through 2027)

**COLLEGE:** Played in 50 games at Tulane (2010-13), connecting on 61-78 field goals (78.2 pct.) and 129-132 extra points (98.0 pct.)...Established a school record for field goal percentage and left ranking second in school history in points (312) and field goals made (61)...As a senior, earned the Lou Groza Award, given annually to the best kicker in college football...Also named the College Football Performance National Kicker of the Year.

**PERSONAL:** A native of Sao Paulo, Brazil...Was a member of a high school exchange program at St. Joseph's Academy (Fla.)...Was a three year letter-winner with time at kicker, punter and wide receiver...As a senior, named Conference and District Kicker of the Year as well as First-Team All-Conference and All-District...Was also a three-year letterwinner in soccer, where he scored 57 goals and had 49 assists in his high school career.

CAIRO SANTOS' NFL REGULAR SEASON KICKING STATISTICS											
DATE	TEAM	GP	FGM	FGA	PCT.	LG	XP	XPA	PCT.	BLK	PTS
2014	Chiefs	16	25	30	83.3	53	38	38	100.0	0	113
2015	Chiefs	16	30	37	81.1	53	39	41	95.1	1	129
2016	Chiefs	16	31	35	88.6	54	36	39	92.3	0	129
2017	Chiefs	3	3	3	100.0	39	12	12	100.0	0	21
Went from Kansas City to Chicago.											
2017	Bears	2	1	2	50.0	38	2	2	100.0	0	5
2017	TOTAL	5	4	5	80.0	39	14	14	100.0	0	26
2018	Rams	2	5	6	83.3	39	5	6	83.3	0	20
Went from L.A. Rams to Tampa Bay.											
2018	Buccaneers	7	9	12	75.0	45	17	17	100.0	0	44
2018	TOTAL	9	14	18	77.8	45	22	23	95.7	0	64
2019	Titans	5	4	9	44.4	53	12	12	100.0	1	24
2020	Bears	16	30	32	93.8	55	36	37	97.3	0	126
2021	Bears	17	26	30	86.7	47	27	28	96.4	1	105
2022	Bears	16	21	23	91.3	51	27	32	84.4	1	90
2023	Bears	17	35	38	92.1	55	31	33	93.9	0	136
2024	Bears	17	21	25	84.0	54	25	26	96.2	3	88
NFL TOTALS		150	241	282	85.5	55	307	323	95.0	7	1,030

CAIRO SANTOS' NFL POSTSEASON KICKING STATISTICS											
DATE	TEAM	GP	FGM	FGA	PCT.	LG	XP	XPA	PCT.	BLK	PTS
2015	Chiefs	2	5	5	100.0	49	5	5	100.0	0	20
2016	Chiefs	1	1	1	100.0	48	1	1	100.0	0	4
2019	Titans	0	0	0	0.0	0	0	0	0.0	0	0
2020	Bears	1	1	1	100.0	36	0	0	0.0	0	3
NFL TOTALS		4	7	7	100.0	49	6	6	100.0	0	27

CAIRO SANTOS' NFL REGULAR SEASON FIELD-GOAL ACCURACY STATISTICS											
DATE	TEAM	1-19	PCT.	20-29	PCT.	30-39	PCT.	40-49	PCT.	50+	PCT.
2014	Chiefs	1-1	100.0	10-10	100.0	6-7	85.7	7-10	70.0	1-2	50.0
2015	Chiefs	0-0	0.0	7-8	87.5	10-10	100.0	9-11	81.8	4-8	50.0
2016	Chiefs	0-0	0.0	8-9	88.9	15-17	88.2	6-7	85.7	2-2	100.0
2017	Chiefs	0-0	0.0	0-0	0.0	3-3	100.0	0-0	0.0	0-0	0.0
Went from Kansas City to Chicago											
2017	Bears	0-0	0.0	0-0	0.0	1-1	100.0	0-0	0.0	0-1	0.0
2017	TOTAL	0-0	0.0	0-0	0.0	4-4	100.0	0-0	0.0	0-1	0.0
2018	Rams	1-1	100.0	2-2	100.0	2-2	100.0	0-1	0.0	0-0	0.0
Went from L.A. Rams to Tampa Bay											
2018	Buccaneers	0-0	0.0	2-2	100.0	4-4	100.0	3-5	60.0	0-1	0.0
2018	TOTAL	1-1	100.0	4-4	100.0	6-6	100.0	3-6	50.0	0-1	0.0
2019	Titans	0-0	0.0	0-0	0.0	1-3	33.3	2-3	66.7	1-3	33.3
2020	Bears	0-0	0.0	9-9	100.0	10-10	100.0	9-10	90.0	2-3	66.7
2021	Bears	0-0	0.0	10-10	100.0	5-5	100.0	11-13	84.6	0-2	0.0
2022	Bears	0-0	0.0	4-4	100.0	7-7	100.0	6-7	85.7	4-5	80.0
2023	Bears	0-0	0.0	9-9	100.0	11-11	100.0	8-10	80.0	7-8	87.5
2024	Bears	0-0	0.0	4-4	100.0	4-4	100.0	5-8	62.5	8-9	88.9
NFL TOTALS		2-2	100.0	65-67	97.0	79-84	94.0	66-85	77.6	29-44	65.9

CAIRO SANTOS' NFL POSTSEASON FIELD-GOAL ACCURACY STATISTICS											
DATE	TEAM	1-19	PCT.	20-29	PCT.	30-39	PCT.	40-49	PCT.	50+	PCT.
2015	Chiefs	0-0	0.0	0-0	0.0	3-3	100.0	2-2	100.0	0-0	0.0
2016	Chiefs	0-0	0.0	0-0	0.0	0-0	0.0	1-1	100.0	0-0	0.0
2019	Titans	0-0	0.0	0-0	0.0	0-0	0.0	0-0	0.0	0-0	0.0
2020	Bears	0-0	0.0	0-0	0.0	1-1	100.0	0-0	0.0	0-0	0.0
NFL TOTALS		0-0	0.0	0-0	0.0	4-4	100.0	3-3	100.0	0-0	0.0

SINGLE-GAME HIGHS: KICKER

Field Goals Made	7 at Cincinnati Bengals, Oct 04, 2015	Points	21 at Cincinnati Bengals, Oct 04, 2015
Field Goal Attempts	7 at Cincinnati Bengals, Oct 04, 2015	Special Teams Tackles	1 vs. New Orleans Saints, Nov 01, 2020
Longest Field Goals Made	55 at Minnesota Vikings, Nov 27, 2023 ...1 more at 55.	Kickoff Average	69.5 vs. Detroit Lions, Nov 01, 2015
Longest Field Goal Attempts	66 vs. Chicago Bears, Oct 11, 2015	Extra Point Attempt Percentage	100.0 vs. Jacksonville Jaguars, Oct 13, 2024
PATs Made	6 at New England Patriots, Sep 07, 2017 ...1 more at 6.	Field Goal Percentage	...6 more at 100.0.
PAT Attempts	6 at New England Patriots, Sep 07, 2017 ...1 more at 6.	Touchbacks	100.0 at Detroit Lions, Nov 19, 2023 ...8 more at 100.0.
			9 at Washington Commanders, Oct 05, 2023

SINGLE-GAME HIGHS - POSTSEASON: KICKER

Field Goals Made	3 at Houston Texans, Jan 09, 2016	PAT Attempts	3 at Houston Texans, Jan 09, 2016
Field Goal Attempts	3 at Houston Texans, Jan 09, 2016	Points	12 at Houston Texans, Jan 09, 2016
Longest Field Goals Made	49 at Houston Texans, Jan 09, 2016	Kickoff Average	65.0 at Houston Texans, Jan 09, 2016
Longest Field Goal Attempts	49 at Houston Texans, Jan 09, 2016 ...1 more at 49.	Touchbacks	7 at Houston Texans, Jan 09, 2016
PATs Made	3 at Houston Texans, Jan 09, 2016		



Tyler

**SCOTT**

**10**

**Ht:** 5-10  
**DOB:** 10/12/01  
**Bears Season:** 3  
**Acquired:** D4b-'23

**Wt:** 182  
**College:** Cincinnati  
**NFL Season:** 3

**WIDE RECEIVER**



Noah  
**SEWELL**

44

Ht: 6-1  
DOB: 4/26/02  
Bears Season: 3  
Acquired: D5a-'23

Wt: 246  
College: Oregon  
NFL Season: 3

**LINEBACKER**

**PRO CAREER:** Drafted by the Chicago Bears in the fifth round (No. 148 overall) in the 2023 NFL Draft...Has recorded five tackles (two solo) and two forced fumbles, as well as four special teams tackles (two solo) in 22 games.

**2024 SEASON (BEARS):** Played in nine games primarily on special teams.

**2023 SEASON (BEARS):** Appeared 12 games, mostly on special teams...Registered first career tackle in Week 3 against the Chiefs...Had five tackles (two solo) and one forced fumble, as well as four special teams tackles (two solo) in 12 games.

**TRANSACTIONS:**  
**04/29/2023:** Drafted by the Bears in the 5th Round (No. 148 overall)

**COLLEGE:** Finished three-year career with 215 tackles, 19.5 tackles for loss, 7.5 sacks, two interceptions and three forced fumbles...Became first Oregon player to be named a finalist for the Polynesian College Football Player of the Year Award multiple times, and UO's first two-time semifinalist for the Butkus Award...Ranked third on the team with 56 total tackles (24 solo) while adding 5.5 tackles for loss, 1.5 sacks, four pass breakups, an interception and a fumble return as a senior...Rushed for a touchdown in collegiate debut on offense in Oregon's win at Colorado.

**PERSONAL:** Attended Orem High School in Orem, Utah...Named first-team All-USA Defense by *USA Today*...Named to 2019 first-team MaxPreps high school football All-American Team...Named "Mr. Football" for Utah by *The Deseret News*...One of 15 Butkus Award semifinalists...A finalist for the 2019 Polynesian High School Player of the Year... Named to the *Prepstar* Top 150 Dream Team at No. 17 overall...Named the Alpha Dog by 247Sports in the 2020 All-American Bowl...Played in the 2020 Polynesian Bowl...Finished four-year career with 224 tackles (116 solo), 29.0 tackles for loss, 8.5 sacks, five interceptions and five forced fumbles...Had nine double-digit tackle games during career...Rushed for 2,316 yards and 40 touchdowns on 263 carries...Also had 11 career 100-yard rushing games and passed for over 100 yards twice...Named 2019 Utah Valley Football Player of the Year...Younger brother of Lions T Penel Sewell and Saints LB Nephi Sewell...Born in Malaeimi, American Samoa.

NOAH SEWELL'S NFL REGULAR SEASON DEFENSIVE STATISTICS																												
		TACKLES										INTERCEPTIONS					O. FUMB				ST				MISC			
DATE	TEAM	GP	GS	TK	S	A	TFL	YDS	SK	YDS	QBH	NO	YDS	LG	TD	PD	FF	FR	TD	YDS	TK	S	A	FF	FR	S	A	
2023	Bears	13	0	5	2	3	0	0	0.0	0.0	0	0	0	0	0	0	0	0	0	0	0	4	2	2	1	0	0	0
2024	Bears	9	0	0	0	0	0	0	0.0	0.0	0	0	0	0	0	0	0	0	0	0	0	4	3	1	1	0	0	0
NFL TOTALS		22	0	5	2	3	0	0	0.0	0.0	0	0	0	0	0	0	0	0	0	0	0	8	5	3	2	0	0	0

SINGLE-GAME HIGHS: DEFENSIVE	
Total Tackles	4 at Kansas City Chiefs, Sep 24, 2023
Solo Tackles	1 at New Orleans Saints, Nov 05, 2023
	...1 more at 1.
Special Teams Tackles	1 at Washington Commanders, Oct 27, 2024
	...5 more at 1.





Terrell  
**SMITH**

**32**

Ht: 6-0  
DOB: 7/27/99  
Bears Season: 3  
Acquired: D5b-'23

Wt: 204  
College: Minnesota  
NFL Season: 3

**DEFENSIVE BACK**

**PRO CAREER:** Drafted by the Chicago Bears in the 5th Round (No. 164 overall) of the 2023 NFL Draft...Has 64 tackles (51 solo) with three tackles for loss, nine passes defended, one interception, one forced fumble and one fumble recovery in 25 career games (six starts).

**2024 SEASON (BEARS):** Appeared in 14 games with two starts ... Recorded 15 tackles (14 solo) on the season ... Recorded his first career interception in Week 10 against the Packers.

**2023 SEASON (BEARS):** Recorded 45 tackles (34 solo) with three tackles for loss, five passes defended, one forced fumble and one fumble recovery in 11 games (three starts)...Made first NFL start in Week 4 against the Broncos...In Week 12 against the Vikings, led Bears in tackles with eight (all solo)...Notched 40th tackle of the season, 30th solo tackle of the season and fifth pass defended of the season against the Cardinals in Week 16.

**TRANSACTIONS:**  
**04/29/2023:** Drafted by the Chicago Bears

**COLLEGE:** Started all 13 games as a senior...Made 38 tackles (34 solo) and had 4.5 tackles for loss, 2.0 sacks, five pass breakups, two interceptions and forced one fumble...Started the first seven games of the season...In 2021, played in 10 games, but missed time at the end of the season with an injury...Made 16 tackles, broke up two passes, made one interception and recovered one fumble...Played in five games and made three tackles during his junior season...As a sophomore, played in nine games...Recorded nine tackles (seven solo) and broke up one pass...Played in 11 games and started nine as a freshman...Recorded 43 tackles (34 solo), broke up eight passes and made one interception.

**PERSONAL:** Attended South Gwinnett High School in Snellville, Ga. ...As a senior, recorded 10 catches for 352 yards on offense and picked up two interceptions on defense...Named First-Team All-Region in 2017...Finalist for the Under Armour All-American Game...Also lettered in track and field...Ran a 20.84 in the 200 meter dash (fifth best time in the country) in the GHSA Region 8-A meet...Won the Georgia State Championship in the 100m (10.39) as a junior and the 200m (21.26) as a sophomore...Personal record in the 100m is 10.32 and in the 200m is 20.84, which made him the fastest Big Ten corner commit since 2010.

TERELL SMITH'S NFL REGULAR SEASON DEFENSIVE STATISTICS																															
			TACKLES									INTERCEPTIONS						O. FUMB					ST					MISC			
DATE	TEAM	GP	GS	TK	S	A	TFL	YDS	SK	YDS	QBH	NO	YDS	LG	TD	PD	FF	FR	TD	YDS	TK	S	A	FF	FR	S	A	FF	FR	S	A
2023	Bears	12	4	49	37	12	3	4	0.0	0.0	0	0	0	0	0	6	1	1	0	0	0	0	0	0	0	0	0	0	0	0	0
2024	Bears	14	2	15	14	1	1	2	0.0	0.0	0	1	23	23	0	4	1	0	0	0	0	4	0	4	0	0	0	0	0	0	0
NFL TOTALS		26	6	64	51	13	4	6	0.0	0.0	0	1	23	23	0	10	1	1	0	0	4	0	4	0	0	0	0	0	0	0	0

SINGLE-GAME HIGHS: DEFENSIVE			
<b>Total Tackles</b> <b>Solo Tackles</b> <b>Passes Defended</b> <b>Forced Fumbles</b>	10 at Kansas City Chiefs, Sep 24, 2023	<b>Fumble Recoveries</b>	1 at Washington Commanders, Oct 05, 2023
	8 at Minnesota Vikings, Nov 27, 2023	<b>Tackles For Loss</b>	1 at Green Bay Packers, Jan 05, 2025
	2 vs. Arizona Cardinals, Dec 24, 2023		...3 more at 1.
	1 at Washington Commanders, Oct 05, 2023	<b>Special Teams Tackles</b>	1 at Minnesota Vikings, Dec 16, 2024
			...1 more at 1.



Durham

# SMYTHE

(sm-eye-th)

**81**

**TIGHT END**

Ht: 6-5  
DOB: 8/9/95  
Bears Season: 1  
Acquired: UFA-'25 (Mia)

Wt: 248  
College: Notre Dame  
NFL Season: 8

**PRO CAREER:** Veteran tight end entering his eight season in the NFL and first season in Chicago...Over his first seven NFL seasons, all with the Miami Dolphins (2018-24), has played in 112 games with 74 starts...Career totals include 132 receptions for 1,228 yards and three receiving touchdowns as well as four attempts for four yards and a touchdown on the ground...originally entered the NFL as a 4th round pick (123rd overall) by the Dolphins in the 2018 NFL Draft.

**2024 SEASON (DOLPHINS):** Played in all 17 games with four starts...totaled nine catches for 53 yards.

**2023 SEASON (DOLPHINS):** Played in 16 regular season games with 14 starts...Established new career highs in receptions (35) and receiving yards (366)...Added three catches for 12 yards in the Dolphins Wild Card game against the Chiefs.

**2022 SEASON (DOLPHINS):** Played in 16 games with a career high 15 starts...Collected 15 receptions for 129 yards and a touchdown...Added his first career rushing touchdown in Week 5...Had one catch for 20 yards in the Dolphins Wild Card matchup at the Bills.

**2021 SEASON (DOLPHINS):** Played in all 17 games, getting the starting nod in 12 of them...Totaled 34 catches for 357 yards, both career best marks at the time.

**2020 SEASON (DOLPHINS):** Played in 15 games accumulating 13 starts...Saw new career best marks in receptions (26) and yards (208).

**2019 SEASON (DOLPHINS):** Played in each of the Dolphins 16 games with 14 starts at tight end...Had seven catches for 65 yards.

**2018 SEASON (DOLPHINS):** Played in 15 games with two starts as a rookie...Caught six passes for 50 yards.

**TRANSACTIONS:**

**06/06/2018:** Signed/draft choice to Dolphins

**03/16/2022:** Re-signed with Dolphins

**04/03/2023:** Re-signed with Dolphins

**02/14/2025:** Cut by Dolphins

**03/11/2025:** Signed with Bears

**COLLEGE:** Spent five seasons at Notre Dame (2013-17) playing in 41 games for the Irish...Over the course of his career collected 28 receptions for 381 yards and six touchdowns...During his senior season set career highs with 15 catches for 244 yards...Was named to the watch list for the Mackey Award, given to the nation's most outstanding tight end, his senior season.

**PERSONAL:** A native of Belton, Texas, he attended Belton High School...Caught 37 passes for 547 yards and six TDs as senior in 2012...Rated number two on Waco Tribune-Herald list of Central Texas prospects for 2012...Two-time first-team tight end on Texas District 8-5A squad in 2012 and 2011...Rated sixth tight end nationally by 247Sports and 15th tight end by Rivals...Played defensive end as a high school freshman before moving to tight end...Father Roy was offensive lineman on 1980 Baylor Southwest Conference champion football squad.

DURHAM SMYTHE'S NFL REGULAR SEASON RUSHING/RECEIVING STATISTICS

DATE	TEAM	GP	GS	RECEIVING					RUSHING				
				NO.	YDS.	AVG.	LG	TD	NO.	YDS.	AVG.	LG	TD
2018	Dolphins	15	2	6	50	8.3	21	0	0	0	0.0	0	0
2019	Dolphins	16	14	7	65	9.3	24	0	0	0	0.0	0	0
2020	Dolphins	14	13	26	208	8.0	19	2	0	0	0.0	0	0
2021	Dolphins	17	12	34	357	10.5	25	0	2	3	1.5	2	0
2022	Dolphins	16	15	15	129	8.6	26	1	2	1	0.5	1t	1
2023	Dolphins	16	14	35	366	10.5	22	0	0	0	0.0	0	0
2024	Dolphins	17	4	9	53	5.9	8	0	0	0	0.0	0	0
NFL TOTALS		111	74	132	1,228	9.3	26	3	4	4	1.0	2	1

DURHAM SMYTHE'S NFL POSTSEASON RUSHING/RECEIVING STATISTICS

DATE	TEAM	GP	GS	RECEIVING					RUSHING				
				NO.	YDS.	AVG.	LG	TD	NO.	YDS.	AVG.	LG	TD
2022	Dolphins	1	1	1	20	20.0	20	0	0	0	0.0	0	0
2023	Dolphins	1	1	3	12	4.0	5	0	0	0	0.0	0	0
NFL TOTALS		2	2	4	32	8.0	20	0	0	0	0.0	0	0

DURHAM SMYTHE'S NFL REGULAR SEASON RETURN STATISTICS

KICKOFF RETURNS							PUNT RETURNS						
DATE	TEAM	RET.	YDS.	AVG.	LG	TD	NO.	FC	YDS.	AVG.	LG	TD	
2018	Dolphins	1	0	0.0	0	0	0	0	0	0.0	0	0	
2019	Dolphins	4	45	11.3	14	0	0	0	0	0.0	0	0	
2020	Dolphins	1	5	5.0	5	0	0	0	0	0.0	0	0	
2021	Dolphins	0	0	0.0	0	0	0	0	0	0.0	0	0	
2022	Dolphins	2	27	13.5	18	0	0	0	0	0.0	0	0	
2023	Dolphins	0	0	0.0	0	0	0	0	0	0.0	0	0	
2024	Dolphins	0	0	0.0	0	0	0	0	0	0.0	0	0	
NFL TOTALS		8	77	9.6	18	0	0	0	0	0.0	0	0	

DURHAM SMYTHE'S NFL POSTSEASON RETURN STATISTICS

KICKOFF RETURNS							PUNT RETURNS						
DATE	TEAM	RET.	YDS.	AVG.	LG	TD	NO.	FC	YDS.	AVG.	LG	TD	
2022	Dolphins	0	0	0.0	0	0	0	0	0	0.0	0	0	
2023	Dolphins	0	0	0.0	0	0	0	0	0	0.0	0	0	
NFL TOTALS		0	0	0.0	0	0	0	0	0	0.0	0	0	

SINGLE-GAME HIGHS: RUSHING/RECEIVING

**Rush Attempts** 2 vs. Carolina Panthers, Nov 28, 2021  
**Rushing Yards** 3 vs. Carolina Panthers, Nov 28, 2021  
**Longest Runs** 2 vs. Carolina Panthers, Nov 28, 2021  
**Rushing TDs** 1 at New York Jets, Oct 09, 2022  
**Receptions** 5 vs. Dallas Cowboys, Dec 24, 2023  
...3 more at 5.  
**Receiving Yards** 59 at Jacksonville Jaguars, Oct 17, 2021  
**Receiving Average** 18.0 at Baltimore Ravens, Dec 31, 2023  
**Longest Receptions** 26 vs. New York Jets, Jan 08, 2023  
**Receiving TDs** 1 vs. Houston Texans, Nov 27, 2022  
...1 more at 1.

**All-Purpose Yards**  
**Kickoff Returns**  
  
**Kickoff Return Yards**  
**Longest Kickoff Return**  
**Special Teams Tackles**

**Most TDs**

**Miscellaneous Tackles**

**Scrimmage Yards**

59 at Jacksonville Jaguars, Oct 17, 2021  
1 at San Francisco 49ers, Dec 04, 2022  
...7 more at 1.  
18 at Baltimore Ravens, Sep 18, 2022  
18 at Baltimore Ravens, Sep 18, 2022  
1 at New England Patriots, Sep 17, 2023  
...11 more at 1.  
1 vs. Houston Texans, Nov 27, 2022  
...2 more at 1.  
1 at Buffalo Bills, Oct 01, 2023  
...2 more at 1.  
59 at Jacksonville Jaguars, Oct 17, 2021

SINGLE-GAME HIGHS - POSTSEASON: RECEIVING

**Receptions** 3 at Kansas City Chiefs, Jan 13, 2024  
**Receiving Yards** 20 at Buffalo Bills, Jan 15, 2023  
**Receiving Average** 4.0 at Kansas City Chiefs, Jan 13, 2024

**Longest Receptions**  
**All-Purpose Yards**  
**Scrimmage Yards**

20 at Buffalo Bills, Jan 15, 2023  
20 at Buffalo Bills, Jan 15, 2023  
20 at Buffalo Bills, Jan 15, 2023



Ameer

SPEED

38

Ht: 6-3  
DOB: 10/13/99  
Bears Season: 2  
Acquired: FA-'24

Wt: 214  
College: Michigan State  
NFL Season: 3

DEFENSIVE BACK

**PRO CAREER:** Drafted in the sixth round (214th overall) by the Patriots in the 2023 NFL draft...Entering his second season with the Bears...Spent time with the for the New England Patriots and Indianapolis Colts before coming to Chicago...Originally entered the NFL as sixth-round pick (214th overall) by the Patriots in the 2023 NFL Draft.

**2024 SEASONS (COLTS/BEARS):** After spending time on the Colts practice squad was added to the Bears practice squad after Week 3...Played in one game with snaps on defense and special teams.

**2023 SEASON (PATRIOTS/COLTS):** Finished the year with three tackles, one tackle for loss and five special teams tackles...Made his NFL for the Patriots in Week 1 against the Eagles...Was released by the Patriots after Week 6 and was claimed off waivers by the Colts...Made his Colts debut in Week 10 at the Patriots.

**TRANSACTIONS:**  
**05/12/2023:** Signed/draft choice to Patriots  
**10/19/2023:** Released by Patriots  
**10/20/2023:** Acquired off waivers by Colts  
**08/27/2024:** Released by Colts  
**08/28/2024:** Signed to Colts practice squad  
**09/17/2024:** Released by Colts  
**09/25/2024:** Signed to Bears practice squad  
**04/07/2025:** Re-signed with Bears

**COLLEGE:** Graduate transfer from Georgia joined Michigan State in January 2022 for his sixth season of eligibility...In 2022 Registered a career-high 62 tackles (36 solo, 26 assists) with 1.0 TFL (2 yards)...Four-year letterwinner at Georgia (2017, 2019-21) played in 48 games for the Bulldogs and was a member of the 2021 National Championship team...Had 87 career tackles (25 at Georgia / 62 at MSU) in 60 career games (48 at UGA / 12 at MSU), including 14 starts (three at UGA in 2021; 11 at MSU in 2022)...Played a total of 336 snaps on defense for the Bulldogs and 518 plays on special teams...Graduated from Georgia in fall 2021 with a bachelor's degree in sociology.

**PERSONAL:** Played at Sandalwood High School in Jacksonville, Florida, for Coach Adam Geis...Rated a four-star prospect by ESPN.com and PrepStar Magazine...Ranked one of the top cornerbacks in the class of 2017 by ESPN.com (No. 20), Rivals.com (No. 36) and 247Sports (No. 46)...Listed among the top overall players in the state of Florida in the class of 2017 by ESPN.com (No. 49), 247Sports (No. 63) and Rivals.com (No. 70).

AMEER SPEED'S NFL REGULAR SEASON DEFENSIVE STATISTICS																											
		TACKLES										INTERCEPTIONS						O. FUMB				ST				MISC	
DATE	TEAM	GP	GS	TK	S	A	TFL	YDS	SK	YDS	QBH	NO	YDS	LG	TD	PD	FF	FR	TD	YDS	TK	S	A	FF	FR	S	A
2023	Patriots	5	0	2	2	0	0	0	0.0	0.0	0	0	0	0	0	0	0	0	0	0	0	1	1	0	0	0	0
Went from New England to Indianapolis.																											
2023	Colts	8	0	1	1	0	1	23	0.0	0.0	0	0	0	0	0	0	0	0	0	0	5	4	1	0	0	0	0
2023	TOTAL	13	0	3	3	0	1	23	0.0	0.0	0	0	0	0	0	0	0	0	0	0	6	5	1	0	0	0	0
2024	Colts	0	0	0	0	0	0	0	0.0	0.0	0	0	0	0	0	0	0	0	0	0	0	0	0	0	0	0	0
Went from Indianapolis to Chicago.																											
2024	Bears	2	0	0	0	0	0	0	0.0	0.0	0	0	0	0	0	0	0	0	0	0	0	0	0	0	0	0	0
2024	TOTAL	2	0	0	0	0	0	0	0.0	0.0	0	0	0	0	0	0	0	0	0	0	0	0	0	0	0	0	0
NFL TOTALS		15	0	3	3	0	1	23	0.0	0.0	0	0	0	0	0	0	0	0	0	0	6	5	1	0	0	0	0

SINGLE-GAME HIGHS: DEFENSIVE

Special Teams Tackles

2 at Atlanta Falcons, Dec 24, 2023



Tyrique

STEVENSON

29

DEFENSIVE BACK

Ht: 6-0

DOB: 5/26/00

Bears Season: 3

Acquired: D2b-'23

Wt: 212

College: Miami (FL)

NFL Season: 3

**PRO CAREER:** Drafted by the Chicago Bears in the 2nd Round (No. 56 overall) of the 2023 NFL Draft...In 32 games (30 starts), has 159 tackles (113 solo), 28 passes defended, six interceptions, two forced fumbles and one tackle for loss.

**HONORS:**  
**2023:** NFC Defensive Player of the Week (Week 17)  
**2024:** NFC Defensive Player of the Week (Week 1)

**2024 SEASON (BEARS):** Appeared in 16 games (14 starts)...Recorded 75 tackles (50 solo), 12 passes defended and two interceptions...Provided the go-ahead score with his first-career interception returned for a touchdown in the fourth quarter of the Bears Week 1 win...Stevenson's 43-yard interception return for a touchdown capped a run of 24 unanswered points scored by the Bears in what tied for the franchise's fourth-largest comeback since at least 1950 (17 points) and earned him NFC Defensive Player of the Week.

**2023 SEASON (BEARS):** Started in all 16 games appeared in...Recorded 84 tackles (63 solo), 16 passes defended, four interceptions, two forced fumbles and one tackle for loss...Was one of three rookies to start in Week 1 for the Bears...Recorded career-high 12 tackles (10 solo) in Week 8 against the Chargers...Recorded 50th career tackle in Week 9...Picked off Jared Goff in Week 11 at Detroit for his first career interception...Also forced a fumble on special teams... Logged five tackles (four solo), two passes defended and a 34-yard interception in Week 15 at Cleveland...Surpassed 70 total tackles an 50 solo on season in Week 16 against Arizona...Logged two interceptions against the Falcons...Had four interceptions in the last five games...Finished the game with five tackles (four solo)...Shared the lead in tackles for the Bears for the first time and also surpassed 75 tackles in the third quarter... Named NFC Defensive Player of the Week in Week 17.

**TRANSACTIONS:**  
**04/28/2023:** Drafted by the Chicago Bears in the 2nd Round (No. 56 overall) of the 2023 NFL Draft.

**COLLEGE:** Over four seasons of action, starting Georgia (2019-20) before transferring to Miami (Fla.), where he culminated his collegiate career (2021-22), appeared in 46 career games...Saw action in 22 games for the Hurricanes, making 20 starts in two seasons after transferring from Georgia...In junior and senior seasons, totaled 68 tackles, four tackles-for-loss, 14 passes defended and three interceptions...Was an honorable mention All-ACC as a junior...For the Bulldogs, played in 24 games and made five starts in two seasons...Combined for 47 tackles, two tackles for loss and five passes defended at Georgia.

**PERSONAL:** Finished prep career at Miami Southridge in South Miami Heights, Fla., capping career by leading the program to the 2018 FHSAA Class 8A regional semifinals, where he recorded two interceptions...Transferred to Southridge after attending nearby South Dade...Named to 2017 *Miami Herald* All-Dade Class 8A-6A Second-Team Defense...Had 69 tackles and four interceptions in 2017.

TYRIQUE STEVENSON'S NFL REGULAR SEASON DEFENSIVE STATISTICS																											
		TACKLES										INTERCEPTIONS						O. FUMB					ST				MISC
DATE	TEAM	GP	GS	TK	S	A	TFL	YDS	SK	YDS	QBH	NO	YDS	LG	TD	PD	FF	FR	TD	YDS	TK	S	A	FF	FR	S	A
2023	Bears	16	16	84	63	21	1	2	0.0	0.0	0	4	46	34	0	16	1	0	0	0	2	2	0	1	0	0	0
2024	Bears	16	14	75	50	25	1	1	0.0	0.0	0	2	43	43t	1	12	1	0	0	0	3	1	2	0	0	0	0
NFL TOTALS		32	30	159	113	46	2	3	0.0	0.0	0	6	89	43t	1	28	2	0	0	0	5	3	2	1	0	0	0

SINGLE-GAME HIGHS: DEFENSIVE

Total Tackles	12 at Los Angeles Chargers, Oct 29, 2023	Interceptions	2 vs. Atlanta Falcons, Dec 31, 2023
Solo Tackles	10 at Los Angeles Chargers, Oct 29, 2023	Interception Return Yards	43 vs. Tennessee Titans, Sep 08, 2024
Passes Defended	4 vs. Atlanta Falcons, Dec 31, 2023	Special Teams Tackles	2 vs. Carolina Panthers, Oct 06, 2024
Forced Fumbles	1 at Detroit Lions, Nov 28, 2024	Special Teams Forced Fumbles	1 at Detroit Lions, Nov 19, 2023
	...1 more at 1.		
Tackles For Loss	1 vs. Green Bay Packers, Nov 17, 2024		
	...1 more at 1.		



Ricky

# STROMBERG

67

Ht: 6-3  
DOB: 11/10/00  
Bears Season: 2  
Acquired: PS-'24 (Was.)

Wt: 313  
College: Arkansas  
NFL Season: 2

OFFENSIVE LINEMAN

**PRO CAREER:** Returns for his second season with the Bears after spending the 2023 season with the Washington Commanders...Originally entered the NFL as a third round draft pick (97th overall) by Washington in 2023.

**2024 SEASON (COMMANDERS/BEARS):** Was released by the Commanders after training camp...Signed with the Bears practice squad before Week 11 where he spent the remainder of the season.


**2023 SEASON (COMMANDERS):** Played in four games during his rookie season...Was placed on injured reserve following Week 8 where he spent the remainder of the season.

**TRANSACTIONS:**  
**05/19/2023:** Signed/draft choice with the Commanders  
**09/02/2024:** Waived by the Commanders  
**11/13/2024:** Signed with the Bears practice squad  
**01/06/2025:** Signed reserve/future contract with the Bears

**COLLEGE:** Four year offensive lineman at Arkansas (2019-22)...Played in 46 games with 44 starts...Won the 2022 Jacobs Blocking Trophy...Was named a 2022 Honorable Mention All-American by PFF...2022 Phil Steele Preseason Fourth-Team All-American and First-Team SEC...2021 Second-Team All-SEC by AP and Third-Team SEC by PFF and Phil Steele...2020 Fall SEC Academic Honor Roll.

**PERSONAL:** Four-star prospect by 247Sports...Rated as the No. 19 offensive guard in the country and third overall prospect in the state of Oklahoma by 247Sports...Three-year varsity letterwinner at Union High School in Tulsa, Oklahoma...Played on both sides of the ball, but primarily on the offensive line...Son of Diane and Scott Stromberg...Has three siblings, Timmy, Bonnie and Scotty.

RICKY STROMBERG'S NFL REGULAR SEASON STATISTICS			
DATE	TEAM	GP	GS
2023	Commanders	4	0
2024	Commanders	0	0
Went from <b>Washington</b> to <b>Chicago</b> .			
2024	Bears	0	0
2024	TOTAL	0	0
NFL TOTALS		4	0



Montez

SWEAT

98

Ht: 6-6

DOB: 9/4/96

Bears Season: 3

Acquired: T-23 (Was.)

Wt: 270

College: Mississippi State

NFL Season: 7

DEFENSIVE LINEMAN

**PRO CAREER:** Seventh-year defensive lineman enters third season with Bears after being traded from the Washington Commanders in 2023...Has started all 91 games appeared in...Registered 254 tackles (155 solo) with 47.0 sacks, 111 quarterback hits, 60 tackles for loss, 11 forced fumbles, 16 passes defended and one interception returned for a touchdown...Set NFL Combine record for defensive linemen running the 40-yard dash in 4.41 seconds...Since entering league, ranks T-15th in forced fumbles, T-17th in sacks and T-18th in tackles for loss...Is one of seven players in NFL with at least 5.0 sacks in each of last five seasons (Myles Garrett, TJ Watt, Khalil Mack, Maxx Crosby, Brian Burns and Chris Jones).

**HONORS:**  
**2023:** Pro Bowl Selection

**2024 SEASON (BEARS):** Started in 16 games recording 32 tackles (18 solo), 5.5 sacks, 12 quarterback hits, nine tackles for loss, two passes defended and a forced fumble...In Week 4 had a strip sack on Rams QB Matthew Stafford setting the Bears up at the Rams 16-yard line allowing them to score their first points of the game.

**2023 SEASON (BEARS/COMMANDERS):** Started 17 games (eight games for Commanders, nine for Bears)...Was traded to Chicago in Week 9 from Washington...Recorded 57 tackles (38 solo), 12.5 sacks, 25 quarterback hits, 14 tackles for loss, three forced fumbles and four passes defended...Ranked T-10th in sacks and T-16th in TFLs in the League...Became first player in NFL history to lead two teams in sacks in the same season (Commanders- 6.5/Bears- 6.0)...Named to first Pro Bowl.

**2022 SEASON (COMMANDERS):** Appeared and started all 17 games...Registered 46 tackles (27 solo), 8.0 sacks, 28 quarterback hits, 14 tackles for loss and two passes defended.

**2021 SEASON (COMMANDERS):** Appeared in 10 games with 10 starts...Recorded 24 tackles (13 solo) with 5.0 sacks and three tackles for loss.

**2020 SEASON (COMMANDERS):** Started all 16 games...Registered 45 tackles (28 solo), 9.0 sacks and one interception returned for a touchdown...Became fourth player in Washington history to notch 14.0+ sacks in first two seasons...Tallied 12 tackles for loss, T-6th most among defensive ends...Tied Brian Orakpo with 33 quarterback hits for most through first two seasons in Washington...Joined LaVarr Arrington as only two players from Washington to tally at least 9.0 sacks and six passes defended in a season.

**2019 SEASON (COMMANDERS):** Started and appeared in all 16 games...Recorded 50 tackles (31 solo), 7.0 sacks, two forced fumbles, 13 quarterback hits and two passes defended.

**TRANSACTIONS:**  
**05/29/2019:** Drafted by Commanders in the first round of the 2019 NFL Draft (No. 26 overall)  
**04/27/2022:** Commanders exercise fifth-year option (through 2023)  
**10/31/2023:** Traded to Bears (for 2024 second-round draft pick)  
**11/04/2023:** Signed contract extension with Bears (four-year contract through 2027)

**COLLEGE:** Played 26 games at Mississippi State (2017-18)...Tallied 101 tackles (48 solo) with 29.5 tackles for loss, 22.0 sacks, one forced fumble and one fumble recovery...Finished career at MSU ranked fifth in sacks, eighth in tackles for loss...Recorded 53 tackles (27 solo) with 14 tackles for loss, 11.5 sacks and one forced fumble as a senior in 2018...11.5 sacks ranked seventh all-time in MSU history for a single season...Five-time SEC Defensive Lineman of the Week winner, most in Bulldogs history...Was a Bednarik Award semifinalist for nation's best defensive player in 2018...Earned first team All-American honors from Football Writers Associated of America, Sporting News and Phil Steele...Transferred to MSU from Copiah-Lincoln Community College in Wesson, MS...Started college career in 2014 at Michigan State

**PERSONAL:** Attended Stephenson High School in Stone Mountain, Ga...Recorded 33 tackles, including six tackles for loss, in 12 games as a senior...Also played basketball...Graduated from Mississippi State in 2018 with a degree in communications.

MONTEZ SWEAT'S NFL REGULAR SEASON DEFENSIVE STATISTICS																											
DATE	TEAM	GP	GS	TACKLES							INTERCEPTIONS						O. FUMB				ST				MISC		
				TK	S	A	TFL	YDS	SK	YDS	QBH	NO	YDS	LG	TD	PD	FF	FR	TD	YDS	TK	S	A	FF	S	A	
2019	Redskins	16	16	50	31	19	8	35	7.0	37.0	13	0	0	0	2	2	0	0	0	0	0	0	0	0	0	0	0
2020	Football Team	16	16	45	28	17	12	76	9.0	83.0	20	1	15	15t	1	6	2	0	0	0	0	0	0	0	0	0	0
2021	Football Team	10	10	24	13	11	3	24	5.0	32.0	13	0	0	0	0	0	3	0	0	0	0	0	0	0	0	0	0
2022	Commanders	17	17	46	27	19	14	68	8.0	59.0	28	0	0	0	0	2	0	0	0	0	0	0	0	0	0	0	0
2023	Commanders	8	8	32	21	11	10	21	6.5	31.0	11	0	0	0	0	1	2	0	0	0	0	0	0	0	0	0	0
Went from Washington to Chicago																											
2023	Bears	9	9	25	17	8	4	29	6.0	47.5	14	0	0	0	0	3	1	0	0	0	0	0	0	0	0	0	0
2023	TOTAL	17	17	57	38	19	14	50	12.5	78.5	25	0	0	0	0	4	3	0	0	0	0	0	0	0	0	0	0
2024	Bears	16	16	32	18	14	9	45	5.5	38.0	12	0	0	0	0	2	2	0	0	0	0	0	0	0	0	0	0
NFL TOTALS		92	92	254	155	99	60	298	47.0	327.5	111	1	15	15t	1	16	12	0	0	0	0	0	0	0	0	0	0

MONTEZ SWEAT'S NFL POSTSEASON DEFENSIVE STATISTICS

DATE	TEAM	GP	GS	TACKLES							INTERCEPTIONS							O. FUMB				ST				MISC	
				TK	S	A	TFL	YDS	SK	YDS	QBH	NO	YDS	LG	TD	PD	FF	FR	TD	YDS	TK	S	A	FF	FR	S	A
2020	Football Team	1	1	4	2	2	2	4	1.0	2.0	2	0	0	0	0	0	0	0	0	0	0	0	0	0	0	0	0
NFL TOTALS		1	1	4	2	2	2	4	1.0	2.0	2	0	0	0	0	0	0	0	0	0	0	0	0	0	0	0	0

SINGLE-GAME HIGHS: DEFENSIVE

Total Tackles	8 vs. Los Angeles Rams, Oct 11, 2020	Forced Fumbles	2 vs. Arizona Cardinals, Sep 10, 2023
Solo Tackles	5 at Cleveland Browns, Dec 17, 2023	Tackles For Loss	3 vs. Tennessee Titans, Oct 09, 2022
	...3 more at 5.	Interceptions	1 at Dallas Cowboys, Nov 26, 2020
Sacks	2.5 at Cleveland Browns, Dec 17, 2023	Interception Return Yards	15 at Dallas Cowboys, Nov 26, 2020
Passes Defensed	3 at Pittsburgh Steelers, Dec 07, 2020		

SINGLE-GAME HIGHS - POSTSEASON: DEFENSIVE

Total Tackles	4 vs. Tampa Bay Buccaneers, Jan 09, 2021	Sacks	1.0 vs. Tampa Bay Buccaneers, Jan 09, 2021
Solo Tackles	2 vs. Tampa Bay Buccaneers, Jan 09, 2021	Tackles For Loss	2 vs. Tampa Bay Buccaneers, Jan 09, 2021





D'Andre  
**SWIFT**

4

Ht: 5-8  
DOB: 1/14/99  
Bears Season: 2  
Acquired: UFA-'24 (Phi.)

Wt: 204  
College: Georgia  
NFL Season: 6

**RUNNING BACK**

**PRO CAREER:** Has played one season with the Bears after spending four seasons with the Detroit Lions (2020-22) and Philadelphia Eagles (2023)...In 73 career games (49 starts), has recorded 846 carries for 3,688 yards with 29 rushing touchdowns...Has also caught 237 passes for 1,798 yards with eight receiving touchdowns...Was originally drafted in the second round (35th overall) in the 2020 NFL Draft by the Detroit Lions and was traded to the Eagles in April of 2023...Since entering the league, ranks fourth among running backs receptions, fourth in receiving yards, sixth in receiving first downs (70) and tied for 10th in receiving touchdowns...Also ranks 14th in rushing touchdowns, 16th in rushing yards and 16th in rushes for 10+ yards (8).

**2024 SEASON (BEARS):** Started all 17 games rushing for 959 yards on 253 carries (3.8 avg.) and six touchdowns along with 42 receptions for 386 yards (9.2 avg.)...In Week 4 had 16 rushes for 93 (5.8 avg) and a 36-yard touchdown, the second longest of his career...Also had 7 catches for 72 yards (10.3 avg.)...It was the first time in his career he had 70 rushing yards and 70 receiving yards and the first Bear to accomplish those numbers since 2015...With 91 rushing yards in Week 6 he surpassed 3,000 rushing yards for his career...Recorded his fourth straight game with 100+ scrimmage yards in Week 8, becoming the first Bears player to accomplish that feat since 2020 (RB David Montgomery)...Had a 56 yard touchdown run in Week 8, it was the second longest rush of his career and the fifth longest rushing touchdown in the NFL through Week 8. With 82 scrimmage yards he became the first Bears player to have 80+ scrimmage yards in five straight games since 2020 (Montgomery)...His 39-yard rushing touchdown in Week 11 was his third rushing TD of 35+ yards, giving him the most in the NFL through Week 11 and tying him for the second most by a Bears player in a single season since at least 1925...In Week 13 reached 65+ scrimmage yards for his ninth consecutive game, the longest streak by a Bears player since 2021 (Montgomery).

**2023 SEASON (EAGLES):** Set career-highs in carries (229), rushing yards (1,049) and scrimmage yards (1,263)... Finished the regular season ranked fifth in the NFL in rushing yards and tallied six total touchdowns (five rushing, one receiving)...Earned first-career Pro Bowl honors.

**2022 SEASON (LIONS):** Appeared in 14 games with eight starts...Recorded 99 carries for 542 yards with five touchdowns...Also caught 48 passes for 389 yards with three touchdowns.

**2021 SEASON (LIONS):** Played in 13 games with four starts...Notched (then) career highs in carries (151), rushing yards (617), receptions (62) and receiving yards (452)...Also added five rushing touchdowns and two receiving touchdowns.

**2020 SEASON (LIONS):** Appeared in 13 games with four starts as a rookie...Recorded 114 carries for 521 yards with a career-high eight rushing touchdowns...Also caught 46 passes for 357 yards with two touchdowns.

**TRANSACTIONS:**  
**07/13/2020:** Signed/draft choice with Lions (four-year contract through 2023)  
**05/03/2023:** Traded to Eagles (for 2023 and 2025 draft picks)  
**05/13/2024:** Signed/UFA with Bears (three-year contract through 2026)

**COLLEGE:** Played 43 games over three seasons at Georgia (2017-19)...Produced 2,885 yards and 20 touchdowns on 440 carries...Also logged 73 receptions for 666 yards and five touchdowns...Rushed for the seventh-most yards in school history...As a junior, paced the Bulldogs with 1,128 rushing yards and seven touchdowns...Became the fifth player in program history to record multiple 1,000+ yard rushing seasons...Was voted a first-team All-SEC selection by the league's coaches following junior campaign.

**PERSONAL:** Attended St. Joseph's Preparatory School in Philadelphia., Pa. ...Named the 2016 Pennsylvania Football Writers All-State Player of the Year after amassing 1,564 rushing yards and 34 total touchdowns en route to a 14-0 record and PIAA Class 6A state championship as a senior.

D'ANDRE SWIFT'S NFL REGULAR SEASON RUSHING/RECEIVING STATISTICS													
RUSHING									RECEIVING				
DATE	TEAM	GP	GS	NO.	YDS.	AVG.	LG	TD	NO.	YDS.	AVG.	LG	TD
2020	Lions	13	4	114	521	4.6	54	8	46	357	7.8	26	2
2021	Lions	13	4	151	617	4.1	57t	5	62	452	7.3	63t	2
2022	Lions	14	8	99	542	5.5	50	5	48	389	8.1	25	3
2023	Eagles	16	15	229	1,049	4.6	43	5	39	214	5.5	20	1
2024	Bears	17	17	253	959	3.8	56t	6	42	386	9.2	42	0
NFL TOTALS		73	48	846	3,688	4.4	57T	29	237	1,798	7.6	63T	8

D'ANDRE SWIFT'S NFL POSTSEASON RUSHING/RECEIVING STATISTICS													
RUSHING									RECEIVING				
DATE	TEAM	GP	GS	NO.	YDS.	AVG.	LG	TD	NO.	YDS.	AVG.	LG	TD
2023	Eagles	1	1	10	34	3.4	17	0	4	32	8.0	11	0
NFL TOTALS		1	1	10	34	3.4	17	0	4	32	8.0	11	0

D'ANDRE SWIFT'S NFL REGULAR SEASON RETURN STATISTICS												
KICKOFF RETURNS							PUNT RETURNS					
DATE	TEAM	RET.	YDS.	AVG.	LG	TD	NO.	FC	YDS.	AVG.	LG	TD
2020	Lions	0	0	0.0	0	0	0	0	0	0.0	0	0
2021	Lions	0	0	0.0	0	0	0	0	0	0.0	0	0
2022	Lions	0	0	0.0	0	0	0	0	0	0.0	0	0
2023	Eagles	0	0	0.0	0	0	0	0	0	0.0	0	0
2024	Bears	0	0	0.0	0	0	0	0	0	0.0	0	0
NFL TOTALS		0	0	0.0	0	0	0	0	0	0.0	0	0


D'ANDRE SWIFT'S NFL POSTSEASON RETURN STATISTICS												
KICKOFF RETURNS							PUNT RETURNS					
DATE	TEAM	RET.	YDS.	AVG.	LG	TD	NO.	FC	YDS.	AVG.	LG	TD
2023	Eagles	0	0	0.0	0	0	0	0	0	0.0	0	0
NFL TOTALS		0	0	0.0	0	0	0	0	0	0.0	0	0

SINGLE-GAME HIGHS: RUSHING/RECEIVING

<b>Rush Attempts</b>	33 at Pittsburgh Steelers, Nov 14, 2021	<b>Receiving Average</b>	13.6 vs. Washington Football Team, Nov 15, 2020
<b>Rushing Yards</b>	175 vs. Minnesota Vikings, Sep 14, 2023	<b>Longest Receptions</b>	63t at Los Angeles Rams, Oct 24, 2021
<b>Rushing Average</b>	9.7 at Cleveland Browns, Nov 21, 2021	<b>Receiving TDs</b>	1 at New York Jets, Oct 15, 2023
<b>Longest Runs</b>	57t at Cleveland Browns, Nov 21, 2021		...7 more at 1.
<b>Rushing TDs</b>	2 at Tennessee Titans, Dec 20, 2020	<b>All-Purpose Yards</b>	181 vs. Minnesota Vikings, Sep 14, 2023
	...1 more at 2.	<b>Most TDs</b>	2 vs. Chicago Bears, Jan 01, 2023
<b>Receptions</b>	8 at New York Jets, Oct 15, 2023		...2 more at 2.
	...2 more at 8.	<b>Scrimmage Yards</b>	181 vs. Minnesota Vikings, Sep 14, 2023
<b>Receiving Yards</b>	96 at Los Angeles Rams, Oct 24, 2021		

100-YARD RUSHING GAMES (7): REGULAR SEASON

DATE	TEAM	ATT.	YDS.	AVG.	LG	TD
10/18/20	at Jaguars	14	116	8.3	54	2
11/14/21	at Steelers	33	130	3.9	21	0
11/21/21	at Browns	14	136	9.7	57t	1
09/11/22	EAGLES	15	144	9.6	50	1
09/14/23	VIKINGS	28	175	6.3	43	1
09/25/23	at Buccaneers	16	130	8.1	29	0
10/27/24	at Commander s	18	129	7.2	56t	1



Tory  
**TAYLOR**

19

Ht: 6-4  
DOB: 7/10/97  
Bears Season: 2  
Acquired: D4-'24

**PUNTER**

Wt: 225  
College: Iowa  
NFL Season: 2

**PRO CAREER:** Drafted by the Bears in the fourth round of the 2024 NFL Draft (No. 122 overall)...Has the highest punter average in Bears history (47.7) among those with at least 50 punts.

**HONORS:**  
**2024:** NFC Special Teams Player of the Week (Week 4)

**2024 SEASON (BEARS):** Finished the season with 82 punts for 3,911 yards (47.7 avg.) with 34 inside the 20 yard-line...It was the highest single season punting average in Bears history (min. 30 punts)... Set the franchise rookie record for punts downed inside the 20...His 34 punts downed inside the 20 were tied for the fourth most in the NFL and were tied for the third most in a single season in Bears history...In Week 4 punted five times for 277 yards for an average of 55.4, the third best mark in Bears history dating back to 1960 (min. 4 punts)...Had a career long 66-yard punt which tied for the 16th longest punt for the Bears since at least 1960...His Week 4 Performance earned him Special Teams Player of the Week honors...In Week 8 had five punts downed inside the 20, including four downed inside the 10, the five inside the 20 tied for the second most in single game in Bears history and tied for the most in a single game this NFL season through Week 8...Had punts of 62 and 67 yards in Week 9 giving him eight punts of 60+ yards on the season, good for the fourth most in the NFL through Week 9...Had a punting average of 54.5 in Week 9 marking his third game of the season with a punting average over 50 yards...With one punt downed inside the 20 in Week 13 he set the rookie franchise record for most such punts in a season with 21...In Week 13 had four punts for 223 yards coming out to a 55.8 average, the third best single game gross average in Bears history (min. 4 punts)...His 55.8 average in Week 13 gave him four games on the season with an average of 50+ (min. 2 punts) the most such games in a single season in Bears history...His Week 13 average also gave him his third game with an average of 55+ (min 2 punts) the most such games in a single season by a Bears punter and tied for the second most in history by an NFL rookie...Had three punts of 50+ yards in the first quarter in Week 14, tied for the most by a punter in the first quarter this season and the most by a Bears punter since 2004 (Brad Maynard).

**TRANSACTIONS:**  
**04/27/2024:** Drafted by the Bears in the fourth round of the 2024 NFL Draft (No. 122 overall)

**COLLEGE:** Appeared in 49 games at Iowa (2020-23)...Over his career, punted 295 times for 12,657 yards with 127 landing inside the 20 yard line (43.1%)...Won the 2023 Ray Guy Award as a senior, recognizing the nation's top punter...Set school records in number of punts and total punt yardage...Averaged 40 or more yards per punt in 43 career games, an NCAA record...Set the Iowa single-season record for punting yards with 3,688 yards (80 punts, 46.1 average) in 2021, increased that record to 3,725 yards in 2022 (82 punts, 45.4 avg.), and broke that record again with 4,479 yards in 2023 (93 punts, 48.2 avg.)...Had 39 of 80 punts land inside the 20 in 2021, 38 of 82 land inside the 20 in 2022, and 32 of 93 land inside the 20 in 2023...Also set the NCAA 85-year-old single-season yardage record, recording 4,479 yards on 93 punts in 2023...Was a unanimous All-American (First-Team by AFCA, FWAA, Phil Steele, SI, The Athletic, CBS, Walter Camp, The Associated Press, Sporting News; Second-Team from Pro Football Focus)...In 2022, was named First-Team All-American (FWAA, Phil Steele, PFF) and Second-Team All-American (AP)...In 2021, was named an All-Big Ten Honorable Mention by the coaches and media...Was a semi-finalist for the Ray Guy Award...As a freshman, averaged 44.1 yards on 40 punts, with a long of 61 yards and nine punts of 50 yards or more...Ranked third in the Big Ten, and 20th in the nation, in punting average...Had 18 punts land inside the 20 with just one touchback, with opponents recording 20 fair catches and averaging 5.2 yards on six returns.

**PERSONAL:** Born and raised in Melbourne, Australia...Attended high school at Haileybury...Did not compete as a punter in high school...Has experience in Australian football...Majoried in sport and recreation management.

TORY TAYLOR'S NFL REGULAR SEASON PUNTING STATISTICS													
DATE	TEAM	GP	NO.	YDS.	AVG.	OPP. RET.	YDS.	NET YDS.	AVG.	TB	IN20	LG	BK
2024	Bears	17	82	3,911	47.7	41	422	3,409	41.6	4	34	68	0
NFL TOTALS		17	82	3,911	47.7	41	422	3,409	41.6	4	34	68	0

**Punts**  
**Gross Punting Yards**  
**Gross Punting Avg**  
**Net Punting Yards**

8 vs. New England Patriots, Nov 10, 2024  
341 at Washington Commanders, Oct 27, 2024  
55.8 at Detroit Lions, Nov 28, 2024  
327 vs. Seattle Seahawks, Dec 26, 2024

**Net Punting Avg**  
**Longest Punts**  
**Inside the 20**

49.0 at San Francisco 49ers, Dec 08, 2024  
68 at Washington Commanders, Oct 27, 2024  
5 vs. Seattle Seahawks, Dec 26, 2024  
...1 more at 5.



Joe

## THUNEY

(TOD-NINE)

# 62

Ht: 6-5  
DOB: 11/18/92  
Bears Season: 1  
Acquired: T-25 (K.C.)

Wt: 301  
College: North Carolina State

### OFFENSIVE LINEMAN

**PRO CAREER:** Enters his tenth year in the NFL and first in Chicago in 2025...Has played in and started 146 regular season games with the New England Patriots (2016-20) and Kansas City Chiefs (2021-24)...He has also played in and started 21 post-season games, tied for the second most by an offensive lineman in NFL history...In his nine year NFL career he has started in six Super Bowls and won four (LI, LIII, LVII, LVIII)...Has been named to three Pro Bowl teams and earned AP All-Pro honors on four occasions...Originally entered the NFL as a third-round pick (78th overall) by the Patriots in the 2016 NFL Draft.

#### HONORS:

2019: AP Second-Team All-Pro  
2022: Pro Bowl Selection; AP Second-Team All-Pro  
2023: Pro Bowl Selection; AP First-Team All-Pro  
2024: Pro Bowl Selection; AP First-Team All-Pro

**2024 (CHIEFS):** Started all 17 regular season games (14 at left guard, three at left tackle), helping the Chiefs claim the AFC's number one seed and ninth consecutive AFC West title...Started all three postseason games at left tackle helping the Chiefs reach their third consecutive Super Bowl...Was named to the Pro Bowl team, the AP First-Team All-Pro team and was the recipient of the Chiefs 2024 Derrick Thomas Team MVP Award.

**2023 (CHIEFS):** Started all 17 regular season games at left guard, helping the Chiefs claim their eight straight AFC West title...Started in the Chiefs first two postseason games before exiting with an injury... Was named to the Pro Bowl team and earned AP First-Team All-Pro honors.

**2022 (CHIEFS):** Started 15 regular season games at left guard, helping the Chiefs claim the AFC's number one seed and their seventh straight AFC West title...Started all three of the Chiefs postseason games helping them win Super Bowl LVII...Was named to the Pro Bowl team and earned AP Second-Team All-Pro honors.

**2021 (CHIEFS):** Started all 17 regular season games at left guard, helping the Chiefs claim the AFC's number one seed and win their sixth straight AFC West title...Started all three of the Chiefs post season games en route to the team's fourth straight AFC Championship game appearance...

**2020 (PATRIOTS):** Started all 16 games including 14 at left guard and a pair of starts at center.

**2019 (PATRIOTS):** Started all 16 regular season games at left guard, helping the Patriots claim their 11th straight AFC East title...Started the Patriots Wild Card Round game against the Titans...Earned AP Second-Team All-Pro honors.

**2018 (PATRIOTS):** Started all 16 regular season games at left guard, helping the Patriots claim their 10th straight AFC East title...Started all three postseason games helping the Patriots reach their eighth straight conference title game and capture a victory in Super Bowl LIII...Became the first player in NFL history to start in the Super Bowl in each of his first three seasons.

**2017 (PATRIOTS):** Started in all 16 regular season games at left guard, helping the Patriots claim the AFC's number one seed and ninth consecutive AFC East title...Started all three postseason games for the Patriots helping them reach their seventh straight conference title game and second straight Super Bowl.

**2016 (PATRIOTS):** Started in all 16 regular season games at left guard as a rookie, helping the Patriots claim the AFC's number one seed and eight consecutive AFC East title...Started all three postseason games for the Patriots helping them reach their sixth straight conference title game and a dramatic come from behind victory in Super Bowl LI...Was named to the 2016 PFWA All-Rookie Team

#### TRANSACTIONS

05/06/2016: Signed/draft choice to the Patriots  
03/19/2020: Re-signed/franchise tag with Patriots  
07/17/2021: Signed/UFA with the Chiefs  
03/12/2025: Traded to Bears (for 2026 fourth-round pick)  
05/21/2025: Signed extension with Bears

**COLLEGE:** Played in 41 career games along the offensive line at North Carolina State...Named a first-team All-American by USA Today, the first Wolfpack offensive lineman to earn All-America honors since Outland Trophy winner Jim Ritcher in 1979...Also a first-team All-ACC performer on the media team, he was the first Wolfpack offensive lineman to earn that honor since 2003...Started games at four of the five positions on the offensive line: left tackle, left guard, right guard and right tackle...Earned Academic All-ACC honors and named to the 2014-15 Academic Honor Roll...Did not allow a sack in 589 snaps during 2015 ACC play from his left tackle spot.

**PERSONAL:** Was a member of two D4 state championship teams at Archbishop Alter High School...Voted Greater Catholic League Lineman of the Year as a senior in 2010...Also played basketball, where he started for two years and led his conference in rebounding as a junior.

JOE THUNEY'S NFL REGULAR SEASON STATISTICS

DATE	TEAM	GP	GS
2016	Patriots	16	16
2017	Patriots	16	16
2018	Patriots	16	16
2019	Patriots	16	16
2020	Patriots	16	16
2021	Chiefs	17	17
2022	Chiefs	15	15
2023	Chiefs	17	17
2024	Chiefs	17	17
NFL TOTALS		146	146

JOE THUNEY'S NFL POSTSEASON STATISTICS

DATE	TEAM	GP	GS
2016	Patriots	3	3
2017	Patriots	3	3
2018	Patriots	3	3
2019	Patriots	1	1
2021	Chiefs	3	3
2022	Chiefs	3	3
2023	Chiefs	2	2
2024	Chiefs	3	3
NFL TOTALS		21	21



Samori

TOURE

(suh-MORE-ee TOO-ray)

83

WIDE RECEIVER

Ht: 6-1

DOB: 3/24/98

Bears Season: 2

Acquired: FA-'24

Wt: 196

College: Nebraska

NFL Season: 3

**PRO CAREER:** Veteran wide receiver enters his second season with the Bears...Spent the last two seasons with the Green Bay Packers...Has appeared in 22 NFL games with two starts.

**2024 SEASON (PACKERS/BEARS):** Spent training camp with the Packers...Signed with the Bears practice squad before the season.

**2023 SEASON (PACKERS):** Appeared in 11 games and posted eight receptions for 78 yards (9.8 avg.)...Was inactive for five contests (Weeks 9-11, 13 and 15; healthy scratch)...Was placed on injured reserve (knee) on Jan. 1 after sustaining a knee injury at Minnesota in Week 17...At Chicago (Sept. 10): Caught two passes for 18 yards (9.0 avg.), including a 16-yard grab over the middle in the second quarter on third-and-6 to pick up a first down...Vs. New Orleans (Sept. 24): Played 33 offensive snaps and caught a two-point conversion pass from QB Jordan Love midway through the fourth quarter to cut the Saints' lead to 17-11...Vs. Detroit (Sept. 28): Posted a season-long 35-yard reception to the Detroit 19 late in the fourth quarter...At N.Y. Giants (Dec. 11): Appeared on 18 offensive snaps and caught two passes for 22 yards (11.0 avg.).

**2022 SEASON (PACKERS):** Appeared in 11 games with two starts and posted five catches for 82 yards (16.4 avg.) and a TD...Was inactive for the first six games (healthy scratch)...At Washington (Oct. 23): Made his first career start as the Packers opened with three WRs, appearing on 19 snaps and posting his first career reception when he hauled in a 4-yard pass from Rodgers in the fourth quarter...At Buffalo (Oct. 30): Posted his first NFL touchdown, hauling in a career-long 37-yard pass in the end zone from Rodgers with 6:32 remaining in the game...At Detroit (Nov. 6): Appeared on a season-high 28 snaps and recorded two receptions for 34 yards (17.0 avg.), including a 32-yard grab to the Detroit 17 on fourth-and-2 on the Packers' final drive.

TRANSACTIONS

- 05/06/2022: Signed/draft choice by the Packers
- 08/27/2024: Released by the Packers
- 08/29/2024: Signed to the Bears practice squad
- 01/06/2025: Signed reserve/future contract with the Bears

**COLLEGE:** Played three seasons at the University of Montana (2017-19) and one season at Nebraska (2021), finishing his collegiate career with 201 receptions for 3,386 yards (16.8 avg.) and 25 TDs in 48 games played (34 starts)...2021: Appeared in 12 games with nine starts and led the Huskers with 46 receptions for 898 yards (19.5 avg.) and five TDs...Led the Big Ten in yards per reception, the second-best single-season mark (min. 40 rec.) in school history...Ranked No. 6 in the Big Ten with 898 receiving yards and matched the school single-season record with five 100-yard receiving games...Earned third-team All-Big Ten honors from Pro Football Focus and honorable mention from the conference's coaches...Was selected to the Biletnikoff Award Watch List...2019: Started all 14 games and ranked No. 2 in the FCS with a school-record 1,495 receiving yards and 13 TDs on a school-record 87 catches (17.2 avg.)...Earned third-team FCS All-America honors from The Associated Press and first-team All-Big Sky recognition...2018: Played in all 11 contests with 10 starts, catching 37 passes for 440 yards (11.9 avg.) and two TDs...2017: Appeared in all 11 games with one start as a redshirt freshman, finishing with 31 catches for 553 yards (17.8 avg.) and five TDs.

**PERSONAL:** Prepped at Westview High School (Portland, Ore.) where he earned first-team All-Metro League honors as a junior at wide receiver, and as a senior, at both wide receiver and defensive back...Earned honorable mention all-state recognition as a senior...Was a team captain and was named Offensive MVP as a senior...Earned third-team All-Metro League honors at DB as a junior in 2014...Also lettered in track, participating in the long jump and the high jump as well as the 100-meter, 200-meter, 400-meter and 4x100-meter events.

REGULAR SEASON COMPARISON: RECEIVING - MIAMI DOLPHINS										
DATE	OPP	W/L	GP/GS	REC	YDS.	AVG.	TD	LG	TGTS	YAC
12/25/22	GB @ MIA	W	P	0	0	0	0	0	0	0
TOTALS		1/0	1/0	0	0	0	0	0	0	0

SAMORI TOURE'S NFL REGULAR SEASON RUSHING/RECEIVING STATISTICS													
		RECEIVING							RUSHING				
DATE	TEAM	GP	GS	NO.	YDS.	AVG.	LG	TD	NO.	YDS.	AVG.	LG	TD
2022	Packers	11	2	5	82	16.4	37t	1	0	0	0.0	0	0
2023	Packers	11	0	8	78	9.8	35	0	0	0	0.0	0	0
2024	Bears	0	0	0	0	0.0	0	0	0	0	0.0	0	0
NFL TOTALS		22	2	13	160	12.3	37T	1	0	0	0.0	0	0

SAMORI TOURE'S NFL POSTSEASON RUSHING/RECEIVING STATISTICS													
		RECEIVING							RUSHING				
DATE	TEAM	GP	GS	NO.	YDS.	AVG.	LG	TD	NO.	YDS.	AVG.	LG	TD
2023	Packers	0	0	0	0	0.0	0	0	0	0	0.0	0	0
NFL TOTALS		0	0	0	0	0.0	0	0	0	0	0.0	0	0

SAMORI TOURE'S NFL REGULAR SEASON RETURN STATISTICS												
KICKOFF RETURNS							PUNT RETURNS					
DATE	TEAM	RET.	YDS.	AVG.	LG	TD	NO.	FC	YDS.	AVG.	LG	TD
2022	Packers	0	0	0.0	0	0	0	0	0	0.0	0	0
2023	Packers	0	0	0.0	0	0	1	0	0	0.0	0	0
2024	Bears	0	0	0.0	0	0	0	0	0	0.0	0	0
NFL TOTALS		0	0	0.0	0	0	1	0	0	0.0	0	0

SAMORI TOURE'S NFL POSTSEASON RETURN STATISTICS												
KICKOFF RETURNS							PUNT RETURNS					
DATE	TEAM	RET.	YDS.	AVG.	LG	TD	NO.	FC	YDS.	AVG.	LG	TD
2023	Packers	0	0	0.0	0	0	0	0	0	0.0	0	0
NFL TOTALS		0	0	0.0	0	0	0	0	0	0.0	0	0

SINGLE-GAME HIGHS: RUSHING/RECEIVING

Receptions

2 at New York Giants, Dec 11, 2023  
...2 more at 2.

Recelving Yards

37 at Buffalo Bills, Oct 30, 2022

Longest Receptions

37t at Buffalo Bills, Oct 30, 2022

Receiving TDs

1 at Buffalo Bills, Oct 30, 2022

All-Purpose Yards

37 at Buffalo Bills, Oct 30, 2022

Punt Returns

1 at Minnesota Vikings, Dec 31, 2023

Most TDs

1 at Buffalo Bills, Oct 30, 2022

Miscellaneous Tackles


1 vs. Detroit Lions, Sep 28, 2023

Longest Own Fumble Return

11 at Washington Commanders, Oct 23, 2022

Scrimmage Yards

37 at Buffalo Bills, Oct 30, 2022



Shaun  
**WADE**

26

Ht: 6-1  
DOB: 9/16/98  
Bears Season: 1  
Acquired: UFA-'25 (LAC)

Wt: 196  
College: Ohio State  
NFL Season: 4

**DEFENSIVE BACK**

**PRO CAREER:** Entering his fifth season in the NFL and first with the Bears in 2025...Has played in 20 career games (six starts), spending time with the Baltimore Ravens (2021), New England Patriots (2021-23) and Los Angeles Chargers (2024)...In his career, has totaled 26 tackles (23 solo), a pass defense and a pair of tackles for loss...Originally entered the NFL as a fifth-round pick (160th overall) by the Ravens in 2021.

**2024 SEASON (PATRIOTS/CHARGERS):** Was released by the Patriots following training camp and signed to the Chargers' practice squad...Was activated for Week 7 but did not log game action.

**2023 SEASON (PATRIOTS):** Played in a career-high 14 games (six starts)...Totalled 23 tackles (two solo), two tackles for loss and a pass defended.

**2022 SEASON (PATRIOTS):** Was active for six games, appearing in three of them and tallying a pair of tackles.

**2021 SEASON (RAVENS/PATRIOTS):** After spending the offseason and training camp with the Ravens, was traded to the Patriots prior to the start of the regular season...Played in three games as a rookie, picking up one tackle.

**TRANSACTIONS:**  
05/12/2021: Signed/Draft Choice to the Ravens  
03/14/2024: Traded to the Patriots (2022 seventh-round and 2023 fifth-round picks)  
08/27/2024: Released by Patriots  
09/03/2024: Signed to Chargers practice squad  
04/03/2025: Signed/UFA with the Bears

**COLLEGE:** Played three seasons at Ohio State (2018-20)...Over 35 career games, totaled 90 tackles (66 solo), six interceptions, including one returned for a touchdown, a pair of sacks and five tackles for loss...In 2020, was a consensus All-American, first-team All-Big Ten Honoree, Big Ten defensive back of the year and was a team captain...In 2019, was named third-team All-Big Ten.


**PERSONAL:** Prepped as Trinity Christian Academy (Fla.) where the team won four consecutive state championships...Named the 2017 Lockheed Martin defensive back of the year, an award that was presented at the U.S. Army All-American Bowl...Family Insurance All-USA Defensive Player of the Year...Finished the 2016 season with 63 tackles, seven interceptions, including two returned for touchdowns, and nine pass break-ups...Two-time Florida Class 3A all-state honoree.

SHAUN WADE'S NFL REGULAR SEASON DEFENSIVE STATISTICS																											
		TACKLES										INTERCEPTIONS						O. FUMB				ST				MISC	
DATE	TEAM	GP	GS	TK	S	A	TFL	YDS	SK	YDS	QBH	NO	YDS	LG	TD	PD	FF	FR	TD	YDS	TK	S	A	FF	FR	S	A
2021	Patriots	3	0	1	0	1	0	0	0.0	0.0	0	0	0	0	0	0	0	0	0	0	0	0	0	0	0	0	0
2022	Patriots	3	0	2	2	0	0	0	0.0	0.0	0	0	0	0	0	0	0	0	0	0	0	0	0	0	0	0	0
2023	Patriots	14	6	23	21	2	2	6	0	0.0	0.0	0	0	0	0	1	0	0	0	0	0	0	0	0	0	0	0
2024	Chargers	0	0	0	0	0	0	0	0.0	0.0	0	0	0	0	0	0	0	0	0	0	0	0	0	0	0	0	0
NFL TOTALS		20	6	26	23	3	2	6	0.0	0.0	0	0	0	0	0	1	0	0	0	0	0	0	0	0	0	0	0

SHAUN WADE'S NFL POSTSEASON DEFENSIVE STATISTICS																											
		TACKLES										INTERCEPTIONS					O. FUMB				ST				MISC		
DATE	TEAM	GP	GS	TK	S	A	TFL	YDS	SK	YDS	QBH	NO	YDS	LG	TD	PD	FF	FR	TD	YDS	TK	S	A	FF	FR	S	A
2021	Patriots	0	0	0	0	0	0	0	0.0	0.0	0	0	0	0	0	0	0	0	0	0	0	0	0	0	0	0	0
2024	Chargers	0	0	0	0	0	0	0	0.0	0.0	0	0	0	0	0	0	0	0	0	0	0	0	0	0	0	0	0
NFL TOTALS		0	0	0	0	0	0	0	0.0	0.0	0	0	0	0	0	0	0	0	0	0	0	0	0	0	0	0	0

SINGLE-GAME HIGHS: DEFENSIVE  
Total Tackles 1 at New England Patriots, Nov 28, 2021





Caleb

# WILLIAMS

18

Ht: 6-1  
DOB: 11/18/01  
Bears Season: 2  
Acquired: Dia'24

Wt: 226  
College: Southern California  
NFL Season: 2

## QUARTERBACK

**PRO CAREER:** Enters his second season with the Bears in 2025...Drafted by the Bears in the first round of the 2024 NFL Draft (No. 1 overall).

**2024 SEASON (BEARS):** Started all 17 games going 351-62 (62.5%) for 3,541 yards with 20 touchdowns, six interceptions and a passer rating of 87.8...Had 81 rushing attempts for 489 yards (6.0 avg.)...His 4,030 total yards (passing plus rushing) were a Bears franchise record...His six interceptions were tied for the fewest in Bears history (min. 10 starts) and the fourth fewest by a rookie in NFL history (min. 13 starts)...His season ranked first in attempts, second in completions, fourth in completion percentage, fifth in passing yards and 12th in passing touchdowns in Bears single season history, all were Bears rookie records...Became the first Bears rookie quarterback to win the season opener since at least 1950...Opened Week 2 by completing each of his first seven pass attempts, becoming the first Bears rookie quarterback since Jim McMahon (Dec. 19, 1982, seven) to open a game with at least seven-straight completions...In Week 3 he passed for 363 yards setting a new Bears rookie single game record and added on a pair of touchdown passes...213 of those yards came in the first half, also a Bears rookie record (since at least 1978)...In Week 4 went 17-23 for a completion percentage of 73.9, the third best single game mark by a Bears rookie quarterback since at least 1970 (min. 20 att.)...In Week 5 had a passer rating of 126.2, the highest by a Bears rookie since at least 1970...He became the first Bears passer to have a 100+ rating in back-to-back weeks since 2017...Became the first quarterback selected first-overall in the Common Draft Era to win each of their first three home games...Had four passing touchdowns in Week 6 becoming the first Bears rookie to have three plus passing touchdowns in a game since 1999...With the win in Week 6 became the first No. 1 overall pick in the common draft era to win four of his first six starts...Adding to his Week 6 passing numbers he rushed for 56 yards, he is the fourth rookie in NFL history to tally four passing TDs and 50+ rushing yards in a game...In Week 11 he went 23-of-31 good for a 74.2 completion percentage, the fourth highest in a game by a Bears rookie since at least 1970 (min 20 att.)...His 340 passing yards in Week 12 are second only to his own performance in Week 3 for most passing yards in a single game by a Bears rookie...In Week 13 reached 232 consecutive pass attempts without throwing an interception breaking both the Bears franchise record and the NFL rookie record for the longest such streak...In Week 15 extended his attempts without an interception streak to 286 passes...Extended his streak of games without an interception to seven games, an NFL rookie record...With 334 passing yards in Week 16 he moved his season total to 3,271 becoming the first Bears rookie to surpass 3,000 passing yards...Went his first 27 attempts without throwing an interception in Week 17 moving his streak to 353 consecutive attempts, the fourth longest single season streak in NFL history.

**TRANSACTIONS:**  
**04/25/2024:** Drafted by the Bears in the first round of the 2024 NFL Draft (No. 1 overall)

**COLLEGE:** Over three seasons of collegiate action at the University of Southern California (2022-23) and the University of Oklahoma (2021), Williams started 33-of-37 games under center, completion 735-of-1,099 passes (66.9 pct.) for 9,782 yards and 93 touchdowns, adding 966 yards on 289 carries and 27 touchdowns on the ground...Recipient of the Heisman Memorial Trophy, which is presented annually to the most outstanding player in college football, following his 2022 campaign...Finished first season with the Trojans (2022) by becoming one of the most accomplished passers in program history, setting single-season program records with his 333 pass completions for 4,537 yards and 42 passing touchdowns, as his 4,919 yards of total offense and 52 total scrimmage touchdowns were also the most by any player in season in the history of the program...In his second season, completed a career-best 68.6 percent of his passes (266-of-388)...Ranked fifth nationally in passing efficiency (168.5, first in Pac-12) and total offense (351.4) and seventh in yards per pass attempt (9.07, first in Pac-12)...382 rushing yards were also the most by a Trojan quarterback in the last 70 years when complete records were first available...Compiled an 18-8 record as a starter at USC, completing 599-of-888 (67.5 pct.) passing attempts for 8,170 yards with 72 touchdowns over his two seasons...Started his collegiate career at the University of Oklahoma (2021), starting seven games for the Sooners as a true freshman in 2021...After arriving on the scene by leading the Sooners to a victory over Texas in the Red River Rivalry, went on to accumulate 1,670 passing yards and 18 passing touchdowns, the most ever by a true freshman in program history...Capped his first collegiate season with second-team All-Big 12 Conference honors...Finished career with a 6.6 TD-INT ratio, the second-best mark in the FBS in 25 years (min. 1,000 attempts).

**PERSONAL:** Attended Gonzaga College High School in Washington, D.C. ...Despite not playing a fall 2020 season due to the COVID-19 pandemic, was ranked as the nation's No. 1 player by SI All-American...Was a two-time (2018-19) All-Washington Catholic Athletic Conference selection, winning MVP honors in 2019...As a junior, threw for 1,770 yards and 19 touchdowns while rushing for 838 yards and 18 scores...As a sophomore, was named Gatorade District of Columbia Football Player of the Year and a MaxPreps Sophomore All-American after passing for 2,624 yards and 26 touchdowns...Created the *Caleb Cares Foundation*, which dedicates energy and resources to causes like anti-bullying, mental health awareness and youth development...Majored in communications.

CALEB WILLIAMS' NFL REGULAR SEASON PASSING STATISTICS														
DATE	TEAM	GP	GS	ATT.	CMP.	PCT.	YDS	AVG.	TD	INT.	LG	SK	LST	RATE
2024	Bears	17	17	562	351	62.5	3,541	6.3	20	6	47	68	466	87.8
TOTALS		17	17	562	351	62.5	3,541	6.3	20	6	47	68	466	87.8

CALEB WILLIAMS' NFL REGULAR SEASON RUSHING STATISTICS						
DATE	TEAM	NO.	YDS.	AVG.	LG	TD
2024	Bears	81	489	6.0	24	0
TOTALS		81	489	6.0	24	0

CALEB WILLIAMS' NFL REGULAR SEASON PASSING/RUSHING STATISTICS																									
		PASSING														RUSHING									
DATE	TEAM	GP	GS	ATT.	CMP.	PCT.	YDS	AVG.	TD	INT.	LG	SK	LST	RATE	NO.	YDS.	AVG.	LG	TD						
2024	Bears	17	17	562	351	62.5	3,541	6.3	20	6	47	68	466	87.8	81	489	6.0	24	0						
TOTALS		17	17	562	351	62.5	3,541	6.3	20	6	47	68	466	87.8	81	489	6.0	24	0						


SINGLE-GAME HIGHS: QUARTERBACK

Pass Attempts	52 at Indianapolis Colts, Sep 22, 2024	Passer Rating	126.2 vs. Carolina Panthers, Oct 06, 2024
Pass Completions	33 at Indianapolis Colts, Sep 22, 2024	Rush Attempts	9 vs. Green Bay Packers, Nov 17, 2024
Yards Passing	363 at Indianapolis Colts, Sep 22, 2024		...1 more at 9.
TD Passes	4 vs. Jacksonville Jaguars, Oct 13, 2024	Rushing Yards	70 vs. Green Bay Packers, Nov 17, 2024
Long Passes	47 at Indianapolis Colts, Sep 22, 2024	Rushing Average	7.8 vs. Green Bay Packers, Nov 17, 2024
Completion Percentage	79.3 vs. Jacksonville Jaguars, Oct 13, 2024	Longest Runs	24 at Houston Texans, Sep 15, 2024

300-YARD PASSING GAMES (4): REGULAR SEASON

DATE	TEAM	COMP.	ATT.	YDS.	AVG.	LG	TD	INT
09/22/24	at Colts	33	52	363	11.0	47	2	2
10/06/24	PANTHERS	20	29	304	15.2	42	2	0
11/24/24	VIKINGS	32	47	340	10.6	40	2	0
12/22/24	LIONS	26	40	334	12.8	45t	2	0

CALEB WILLIAMS' COLLEGE PASSING/RUSHING STATISTICS																			
				PASSING										RUSHING					
DATE	TEAM	GP	GS	ATT.	CMP.	PCT.	YDS	AVG.	TD	INT.	LG	SK	LST	NO.	YDS.	AVG.	LG	TD	
2021	Oklahoma	11	7	211	136	64.5	1,912	9.1	21	4	67	20	126	79	442	5.6	74	6	
2022	Southern California	14	14	500	333	66.6	4,537	9.1	42	5	75	30	247	113	382	3.4	59	10	
2023	Southern California	13	12	388	266	68.6	3,633	9.4	30	5	76	33	252	97	142	1.5	46	11	
TOTALS		38	33	1,099	735	66.9	10,082	9.2	93	14	76	83	625	289	966	3.3	74	27	



Chris  
**WILLIAMS**

91

Ht: 6-2  
DOB: 6/16/98  
Bears Season: 2  
Acquired: T-24 (Cle.)

Wt: 298  
College: Wagner  
NFL Season: 4

**DEFENSIVE LINEMAN**

**PRO CAREER:** Veteran defensive lineman enters his second season with the Bears after being traded to Chicago before the start of the 2024 season...Has played in 30 career games across stints with the Indianapolis Colts (2020-22), Kansas City Chiefs (2023) and Cleveland Browns (2023)...Originally entered the NFL as undrafted free agent with the Colts in 2020.

**2024 SEASON (BEARS):** Appeared in all 17 games (three starts) ...Recorded 23 tackles (17 solo) and 3.0 sacks...Registered his first career sack in the fourth quarter of the Bears Week 6 Victory.

**2023 SEASON (CHIEFS/BROWNS):** Spent parts of the season on the Chiefs and Browns practice squads.

**2022 SEASON (COLTS):** Was signed off the practice squad after Week 4...Appeared in five games recording a pair of tackles (one solo) and a quarterback hit.

**2021 SEASON (COLTS):** Spent the season on the practice squad being called up to action in six games including twice as a COVID replacement...recorded a tackle in Week 3.

**2020 SEASON (COLTS):** Signed with the Colts as an undrafted free agent, spent the season on the Indianapolis practice squad.

**TRANSACTIONS:**

- 04/29/2020: Signed/UDFA by the Colts
- 09/05/2020: Released by the Colts
- 09/06/2020: Signed to Colts practice squad
- 01/11/2021: Signed by the Colts
- 10/19/2021: Released by the Colts
- 10/20/2021: Signed to Colts practice squad
- 01/10/2022: Signed by the Colts
- 08/30/2022: Released by the Colts
- 08/31/2022: Signed to Colts practice squad
- 01/09/2023: Signed by the Colts
- 05/04/2023: Released by the Colts
- 05/10/2023: Signed by the Chiefs
- 08/29/2023: Released by the Chiefs
- 08/31/2023: Signed to the Chiefs practice squad
- 09/01/2023: Released from the Chiefs practice squad
- 12/19/2023: Signed to the Browns practice squad
- 01/15/2024: Signed by the Browns
- 08/24/2024: Traded to the Bears (for 2025 sixth-round pick)
- 04/07/2025: Re-signed with Bears

**COLLEGE:** Appeared in 42 games (27 starts) at Wagner (2016-19) and totaled 105 tackles (41 solo), 22.0 tackles for loss, 6.0 sacks, one pass defended, three forced fumbles, one fumble recovery and three blocked kicks...In 2019, he earned First Team All-NEC honors after starting 12 games and finishing with 62 tackles (21 solo), 11.5 tackles for loss, 4.0 sacks, one pass defended, three forced fumbles, one fumble recovery and one blocked kick. In a win over LIU, he totaled 2.0 sacks...Named a Second Team All-NEC choice in 2018 after he started 11 games and totaled 25 tackles (11 solo), 6.5 tackles for loss, 1.0 sack and two blocked kicks...He recorded three or more tackles in six games in 2018...In 2017, he saw action in 11 games (four starts) and tallied 13 tackles (six solo), 2.0 tackles for loss and 1.0 sack...As a freshman, he appeared in eight games and accumulated five tackles (three solo) and 2.0 tackles for loss.

**PERSONAL:** Attended Lafayette High School in Brooklyn, New York...Earned First Team All-Conference honors while in high school...Played in the 2020 East-West Shrine Bowl.

REGULAR SEASON COMPARISON: DEFENSIVE - MIAMI DOLPHINS

DATE	OPP	TACKLES								MISC					
		W/L	GP/GS	TOT	SOLO	ASST	SACK	YDS.	INT	TFL	PD	QBH	TD	FF	FR
10/3/21	IND @ MIA	W	P	0	0	0	0.0	0.0	0	0	0	0	0	0	0
TOTALS		1/0	1/0	0	0	0	0.0	0.0	0	0	0	0	0	0	0

CHRIS WILLIAMS' NFL REGULAR SEASON DEFENSIVE STATISTICS

		TACKLES										INTERCEPTIONS					O. FUMB				ST				MISC		
DATE	TEAM	GP	GS	TK	S	A	TFL	YDS	SK	YDS	QBH	NO	YDS	LG	TD	PD	FF	FR	TD	YDS	TK	S	A	FF	FR	S	A
2020	Colts	0	0	0	0	0	0	0	0.0	0.0	0	0	0	0	0	0	0	0	0	0	0	0	0	0	0	0	0
2021	Colts	8	0	4	2	2	0	0	0.0	0.0	0	0	0	0	0	0	0	0	0	0	0	0	0	0	0	0	0
2022	Colts	5	0	2	1	1	0	0	0.0	0.0	1	0	0	0	0	0	0	0	0	0	0	0	0	0	0	0	0
2023	Chiefs	0	0	0	0	0	0	0	0.0	0.0	0	0	0	0	0	0	0	0	0	0	0	0	0	0	0	0	0
2024	Bears	17	1	23	17	6	3	26	3.0	26.0	7	0	0	0	0	0	0	0	0	0	0	0	0	0	0	0	0
NFL TOTALS		30	1	29	20	9	3	26	3.0	26.0	8	0	0	0	0	0	0	0	0	0	0	0	0	0	0	0	0

CHRIS WILLIAMS' NFL POSTSEASON DEFENSIVE STATISTICS

		TACKLES										INTERCEPTIONS					O. FUMB				ST				MISC		
DATE	TEAM	GP	GS	TK	S	A	TFL	YDS	SK	YDS	QBH	NO	YDS	LG	TD	PD	FF	FR	TD	YDS	TK	S	A	FF	FR	S	A
2020	Colts	0	0	0	0	0	0	0	0.0	0.0	0	0	0	0	0	0	0	0	0	0	0	0	0	0	0	0	0
NFL TOTALS		0	0	0	0	0	0	0	0.0	0.0	0	0	0	0	0	0	0	0	0	0	0	0	0	0	0	0	0

SINGLE-GAME HIGHS: DEFENSIVE

Total Tackles	3 at Green Bay Packers, Jan 05, 2025	Sacks	1.0 at Minnesota Vikings, Dec 16, 2024
	...1 more at 3.		...2 more at 1.0.
Solo Tackles	3 at Washington Commanders, Oct 27, 2024	Tackles For Loss	1 at Arizona Cardinals, Nov 03, 2024
			...1 more at 1.



Darnell

WRIGHT

58

Ht: 6-5

DOB: 8/10/01

Bears Season: 3

Acquired: D1-'23

Wt: 325

College: Tennessee

NFL Season: 3

OFFENSIVE LINEMAN

**PRO CAREER:** Selected by the Bears in the first round (No. 10 overall) of the 2023 NFL Draft...Has started all 33 games appeared in.

**2024 SEASON (BEARS):** Started 16 games at right tackle...Missed Week 10 due to injury.

**2023 SEASON (BEARS):** Started in all 17 games at right tackle...Recipient of the Brian Piccolo Award, presented to one rookie and one veteran who best exemplifies the courage, loyalty, teamwork, dedication and sense of humor of the late Bears running back...Was one of three rookies to start Week 1 for the Bears...Ranked third in the NFL among all rookies, and 16th among all players, with 1,092 offensive snaps...Also led the Bears in offensive snaps played.

**TRANSACTIONS:**  
**04/27/23:** Drafted by the Bears in the 1st Round (No. 10 overall) of the 2023 NFL Draft.

**COLLEGE :** Competed in 47 games (42 starts) - 27 at right tackle, two at right guard and 13 at left tackle. In four seasons, Wright played 2,746 offensive snaps ... Wright earned first-team All-SEC honors in 2022 after dominating at right tackle for the Vols. Wright concluded his career in Knoxville without allowing a sack for 19 consecutive games. He also was selected as a semifinalist for the Rotary Lombardi Award and was a two-time SEC Offensive Lineman of the Week during the 2022 season ... Started all 13 games at right tackle and tied for the team lead in offensive snaps played with 895 during his senior season ... The only SEC offensive lineman with more than 850 snaps played and an efficiency of over 99.1 in 2022.

**PERSONAL:** Was a five-star recruit and one of the nation's Top-10 prospects coming out of Huntington High School in West Virginia...Majored in communication studies at the University of Tennessee.

DARNELL WRIGHT'S NFL REGULAR SEASON STATISTICS			
DATE	TEAM	GP	GS
2023	Bears	17	17
2024	Bears	16	16
NFL TOTALS		33	33



Nahshon  
**WRIGHT**  
(na-hshawn)

25

Ht: 6-4  
DOB: 9/23/98  
Bears Season: 2  
Acquired: UFA-'25 (Min.)

Wt: 199  
College: Oregon State  
NFL Season: 4

**DEFENSIVE BACK**

**PRO CAREER:** Entering his fifth season in the NFL and first with the Bears in 2025...Has played in 33 career regular season games (three starts), with the Dallas Cowboys (2021-23) and Minnesota Vikings (2024)...He also adds one postseason appearance with the Cowboys in 2023...In his career, has totaled 31 tackles (23 solo), an interception and five passes defended...Originally entered the NFL as a third-round pick (99th overall) by the Cowboys in 2021.

**2024 SEASON (VIKINGS):** Was traded to the Vikings before the start of the season...Spent the season on the practice squad, playing in one game via standard elevation.

**2023 SEASON (COWBOYS):** Played in 12 games, primarily on special teams...Had a pair of tackles and a pass defended along with three special teams tackles...Also appeared in the Cowboys' Wild Card playoff game...Spent the first five weeks of the season on the reserved/injured list.

**2022 SEASON (COWBOYS):** Played in seven games, including starts in each of the final two games of the season...Had 21 tackles (16 solo), one interception, four passes defended and a tackle for loss.

**2021 SEASON (COWBOYS):** Played in 13 games as rookie, including one start...Had seven tackles (five solo) on defense...Added pair of special teams tackles, where he contributed on over half of the teams snaps.

**TRANSACTIONS:**  
**07/21/2021:** Signed/Draft Choice to the Cowboys  
**08/09/2024:** Traded to the Vikings (DB Andrew Booth Jr.)  
**08/27/2024:** Released by Vikings  
**08/28/2024:** Signed to Vikings practice squad  
**01/17/2025:** Re-signed with the Vikings  
**04/07/2025:** Released by Vikings  
**04/08/2025:** Signed/UFA with the Bears

**COLLEGE:** Played his first college season at Laney Junior College (2018) before transferring to Oregon State (2019-20)...In his two seasons in Corvallis, he started 16 of the 18 games he played and registered 64 total tackles, including one sack, 1.5 tackles for loss, five interceptions, 11 passes defended and one forced fumble.

**PERSONAL:** Was a two-way player at James Logan High School in Union City, California...Also earned letters in track and basketball.

REGULAR SEASON COMPARISON: DEFENSIVE - MIAMI DOLPHINS

TACKLES														MISC			
DATE	OPP	W/L	GP/GS	TOT	SOLO	ASST	SACK	YDS.	INT	TFL	PD	QBH	TD	FF	FR		
12/24/23	DAL @ MIA	L	P	0	0	0	0.0	0.0	0	0	0	0	0	0	0	0	0
TOTALS		0/1	1/0	0	0	0	0.0	0.0	0	0	0	0	0	0	0	0	0

NAHSHON WRIGHT'S NFL REGULAR SEASON DEFENSIVE STATISTICS

			TACKLES									INTERCEPTIONS						O. FUMB				ST				MISC			
DATE	TEAM	GP	GS	TK	S	A	TFL	YDS	SK	YDS	QBH	NO	YDS	LG	TD	PD	FF	FR	TD	YDS	TK	S	A	FF	FR	S	A		
2021	Cowboys	13	1	7	5	2	0	0	0.0	0.0	0	0	0	0	0	0	0	0	0	2	2	0	0	0	0	0	0		
2022	Cowboys	7	2	22	16	6	1	1	0.0	0.0	0	1	0	0	0	4	0	0	0	0	1	1	0	0	0	0	0		
2023	Cowboys	12	0	2	2	0	0	0	0.0	0.0	0	0	0	0	0	1	0	0	0	0	3	1	2	0	0	0	0		
2024	Vikings	1	0	0	0	0	0	0	0.0	0.0	0	0	0	0	0	0	0	0	0	0	0	0	0	0	0	0	0		
NFL TOTALS		33	3	31	23	8	1	1	0.0	0.0	0	1	0	0	0	5	0	0	0	0	6	4	2	0	0	0	0	0	

NAHSHON WRIGHT'S NFL POSTSEASON DEFENSIVE STATISTICS

			TACKLES									INTERCEPTIONS					O. FUMB				ST				MISC		
DATE	TEAM	GP	GS	TK	S	A	TFL	YDS	SK	YDS	QBH	NO	YDS	LG	TD	PD	FF	FR	TD	YDS	TK	S	A	FF	FR	S	A
2021	Cowboys	0	0	0	0	0	0	0.0	0.0	0.0	0	0	0	0	0	0	0	0	0	0	0	0	0	0	0	0	0
2022	Cowboys	0	0	0	0	0	0	0.0	0.0	0.0	0	0	0	0	0	0	0	0	0	0	0	0	0	0	0	0	0
2023	Cowboys	1	0	0	0	0	0	0.0	0.0	0.0	0	0	0	0	0	0	0	0	0	0	0	0	0	0	0	0	0
2024	Vikings	0	0	0	0	0	0	0.0	0.0	0.0	0	0	0	0	0	0	0	0	0	0	0	0	0	0	0	0	0
NFL TOTALS		1	0	0	0	0	0	0.0	0.0	0.0	0	0	0	0	0	0	0	0	0	0	0	0	0	0	0	0	0

SINGLE-GAME HIGHS: DEFENSIVE

**Total Tackles** 9 at Tennessee Titans, Dec 29, 2022  
**Solo Tackles** 6 at Tennessee Titans, Dec 29, 2022  
...1 more at 6.  
**Passes Defensed** 2 at Tennessee Titans, Dec 29, 2022  
...1 more at 2.

**Tackles For Loss** 1 vs. Philadelphia Eagles, Dec 24, 2022  
**Interceptions** 1 at Tennessee Titans, Dec 29, 2022  
**Special Teams Tackles** 2 at Buffalo Bills, Dec 17, 2023



Olamide

ZACCHEAUS

(oh-LAH-mih-DAY / zuh-KEE-uhs)

14

Ht: 5-8  
DOB: 7/23/97  
Bears Season: 4  
Acquired: FA-'25

Wt: 199  
College: Virginia  
NFL Season: 4

WIDE RECEIVER

**PRO CAREER:** Entering his seventh season in the NFL and first with Chicago in 2025...Has played in 89 games (30 starts) with the Atlanta Falcons (2019-22), Philadelphia Eagles (2023) and Washington Commanders (2024)...Has 1,998 receiving yards on 149 career with 13 receiving touchdowns in his career...Also has a 10.8 return average on 20 career punt returns...Originally entered the league as an undrafted free agent with the Falcons in 2019.

**2024 SEASON (COMMANDERS):** Played in all 17 games with six starts in the regular season...Had a career high 45 receptions totaling 506 yards and tied his career high with three touchdowns...Also returned 17 punts for a combined 179 yards finishing with the NFC's second highest punt return average (min. 15 punt returns) of 10.9 yards per return...Played in all three postseason games contributing seven catches for 45 yards and helping the Commanders reach the Conference Championship Game for the first time since 1991.

**2023 SEASON (EAGLES):** Played in all 17 games (one start)...Has 10 catches for 164 yards and a pair of touchdowns...Had one catch for five yards in the Eagles' lone playoff game.

**2022 SEASON (FALCONS):** Played in all 17 games with a career high 13 starts...Established new career highs with 40 receptions and 533 receiving yards along with tying his career high with three receiving touchdowns.

**2021 SEASON (FALCONS):** Played in all 17 games starting in eight of them...Had 31 catches for 406 yards and a career high three touchdowns...Added three punt returns for 36 yards and a pair of kickoff returns for 41 total yards.

**2020 SEASON (FALCONS):** Played in 11 games with a pair of starts...Contributed 20 receptions for 274 yards and a touchdown.

**2019 SEASON (FALCONS):** Played in 10 games as a rookie, totaling three catches for 115 yards...Had a 93-yard touchdown in the Falcons Week 14 win over Carolina, which marked the second longest reception by a Falcons player since at least 1960.

**TRANSACTIONS:**  
04/29/2019: Signed/UDFA to the Falcons  
04/19/2022: Re-signed with Falcons  
04/20/2023: Signed/UDFA with Eagles  
03/28/2024: Signed/UDFA with the Commanders  
03/14/2025: Signed/UDFA with the Bears

**COLLEGE:** Played four seasons at Virginia (2015-18)...Left UVA No. 1 all-time in team history and No. 6 all-time in ACC history with 250 career receptions...Finished career No. 2 all-time at UVA with 2,753 receiving yards...He broke his own single-season UVA record in 2018 with 93 receptions...2017, he broke Virginia's 16-year old (83, 2001) single-season record for receptions with 85...When he left UVA was just one of 13 Cavaliers to play in 50+ career games...As a senior in 2018, was named AP First-Team All-ACC...Was named Belk Bowl MVP.

**PERSONAL:** Played running back and defensive back at St. Joseph's Prep...Rated a three-star recruit by ESPN.com, Scout.com, Rivals.com and 247Sports.com...Averaged 7.0 yards per rush as he racked up 683 total rushing yards and nine rushing touchdowns in 2014...Also caught 29 passes for 388 yards and four touchdowns...named to the Philadelphia High School 2014 first-team Coaches' All-Catholic team...Part of USA Football's 2015 International Bowl roster...Ran track in the AAU Junior Olympics and made it to nationals four times from 2007-10.

REGULAR SEASON COMPARISON: RECEIVING - MIAMI DOLPHINS

DATE	OPP	W/L	GP/GS	REC	YDS.	AVG.	TD	LG	TGTS	YAC
10/24/21	ATL @ MIA	W	P	1	13	13.0	0	13	1	3
10/22/23	PHI vs. MIA	W	S	0	0	0	0	0	1	0
TOTALS		2/0	2/1	1	13	13.0	0	13	2	3

OLAMIDE ZACCHEAUS' NFL REGULAR SEASON RUSHING/RECEIVING STATISTICS

RECEIVING										RUSHING				
DATE	TEAM	GP	GS	NO.	YDS.	AVG.	LG	TD		NO.	YDS.	AVG.	LG	TD
2019	Falcons	10	0	3	115	38.3	93t	1		0	0	0.0	0	0
2020	Falcons	11	2	20	274	13.7	51t	1		1	0	0.0	0	0
2021	Falcons	17	8	31	406	13.1	49	3		1	2	2.0	2	0
2022	Falcons	17	13	40	533	13.3	45	3		2	7	3.5	13	0
2023	Eagles	17	1	10	164	16.4	34t	2		0	0	0.0	0	0
2024	Commanders	17	6	45	506	11.2	49t	3		1	8	8.0	8	0
NFL TOTALS		89	30	149	1,998	13.4	93T	13		5	17	3.4	13	0



OLAMIDE ZACCHEAUS' NFL POSTSEASON RUSHING/RECEIVING STATISTICS

DATE	TEAM	GP	GS	RECEIVING					RUSHING				
				NO.	YDS.	AVG.	LG	TD	NO.	YDS.	AVG.	LG	TD
2023	Eagles	1	0	1	5	5.0	5	0	0	0	0.0	0	0
2024	Commanders	3	0	7	45	6.4	8	0	0	0	0.0	0	0
NFL TOTALS		4	0	8	50	6.3	8	0	0	0	0.0	0	0

OLAMIDE ZACCHEAUS' NFL REGULAR SEASON RETURN STATISTICS

KICKOFF RETURNS						PUNT RETURNS						
DATE	TEAM	RET.	YDS.	AVG.	LG	TD	NO.	FC	YDS.	AVG.	LG	TD
2019	Falcons	0	0	0.0	0	0	0	0	0	0.0	0	0
2020	Falcons	0	0	0.0	0	0	0	0	0	0.0	0	0
2021	Falcons	2	41	20.5	24	0	3	2	36	12.0	17	0
2022	Falcons	0	0	0.0	0	0	0	0	0	0.0	0	0
2023	Eagles	1	7	7.0	7	0	0	0	0	0.0	0	0
2024	Commanders	0	0	0.0	0	0	17	14	179	10.5	24	0
NFL TOTALS		3	48	16.0	24	0	20	16	215	10.8	24	0

OLAMIDE ZACCHEAUS' NFL POSTSEASON RETURN STATISTICS

KICKOFF RETURNS							PUNT RETURNS					
DATE	TEAM	RET.	YDS.	AVG.	LG	TD	NO.	FC	YDS.	AVG.	LG	TD
2023	Eagles	0	0	0.0	0	0	0	0	0	0.0	0	0
2024	Commanders	0	0	0.0	0	0	0	0	0	0.0	0	0
NFL TOTALS		0	0	0.0	0	0	0	0	0	0.0	0	0

SINGLE-GAME HIGHS: RUSHING/RECEIVING

Rush Attempts

1 vs. Chicago Bears, Nov 20, 2022  
...3 more at 1.

Rushing Yards

13 vs. Chicago Bears, Nov 20, 2022

Longest Runs

13 vs. Chicago Bears, Nov 20, 2022

Receptions

8 at Green Bay Packers, Oct 05, 2020

Receiving Yards

103 vs. Denver Broncos, Nov 08, 2020

Receiving Average

25.8 vs. Denver Broncos, Nov 08, 2020

Longest Receptions

93t vs. Carolina Panthers, Dec 08, 2019

Receiving TDs

2 at New Orleans Saints, Nov 07, 2021

All-Purpose Yards

103 vs. Denver Broncos, Nov 08, 2020

Kickoff Returns

1 vs. Miami Dolphins, Oct 22, 2023  
...2 more at 1.

Kickoff Return Yards

Longest Kickoff Return

Fair Catches

Punt Return Yards

Longest Punt Return

Punt Returns

Special Teams Tackles

Most TDs

Miscellaneous Tackles

Scrimmage Yards

24 at San Francisco 49ers, Dec 19, 2021

24 at San Francisco 49ers, Dec 19, 2021

1 at Miami Dolphins, Oct 24, 2021

...1 more at 1.

19 vs. New York Jets, Oct 10, 2021

17 at Miami Dolphins, Oct 24, 2021

2 vs. New York Jets, Oct 10, 2021

1 vs. Tampa Bay Buccaneers, Dec 05, 2021

...7 more at 1.

2 at New Orleans Saints, Nov 07, 2021

1 at New York Jets, Oct 15, 2023

...3 more at 1.

103 vs. Denver Broncos, Nov 08, 2020

SINGLE-GAME HIGHS - POSTSEASON: RECEIVING

Receptions

1 at Tampa Bay Buccaneers, Jan 15, 2024

Receiving Yards

5 at Tampa Bay Buccaneers, Jan 15, 2024

Longest Receptions

5 at Tampa Bay Buccaneers, Jan 15, 2024

All-Purpose Yards

5 at Tampa Bay Buccaneers, Jan 15, 2024

Scrimmage Yards

5 at Tampa Bay Buccaneers, Jan 15, 2024

100-YARD RECEIVING GAMES (1): REGULAR SEASON

DATE	TEAM	NO.	YDS.	AVG.	LG	TD
11/08/20	BRONCOS	4	103	25.8	51t	1

# EXPERIENCE







Theo

**BENEDET**

**79**

**OFFENSIVE LINEMAN**

**Ht:** 6-7  
**DOB:** 12/10/01  
**Bears Season:** 2  
**Acquired:** UDFA-'24

**Wt:** 304  
**College:** British Columbia  
**NFL Season:** 1

**PRO CAREER:** Enters his second season with the Bears in 2025...Signed by the Chicago Bears as an undrafted free agent in April 2024.

**2024 SEASON (BEARS):** Spent the season on the practice squad.

**TRANSACTIONS:**

- 04/27/2024:** Signed/UDFA with the Bears
- 08/27/2024:** Cut by the Bears
- 08/28/2024:** Signed to Bears practice squad
- 01/06/2025:** Signed reserve/future contract with the Bears

**COLLEGE:** Appeared in 37 games for the Thunderbirds...Started as a true freshman in 2019...The 2020 season was canceled due to the COVID-19 pandemic...Appeared in seven games during the 2021 season...Was named first-team All-Canadian and was the winner of the J. P. Metras Trophy for best lineman nationally, helping the team have one of the best U Sports rushing offences along with reaching their first Hardy Cup in four years in 2022...Was the only U Sports player selected to the 2023 East-West Shrine Bowl...In 2023, repeated as a first-team All-Canadian selection and as the winner of the J. P. Metras Trophy, becoming the first offensive lineman to win the trophy twice...Also helped the Thunderbirds reach the Vanier Cup for the first time since 2015.

**PERSONAL:** Born in Toronto, Ontario and grew up in Vancouver, British Columbia...Attended Handsworth Secondary School.

THEO BENEDET'S NFL REGULAR SEASON STATISTICS			
DATE	TEAM	GP	GS
2024	Bears	0	0
NFL TOTALS		0	0



John  
**JACKSON**

82

Ht: 6-0  
DOB: 8/23/99  
Bears Season: 2  
Acquired: UDFA-'24

Wt: 213  
College: Nevada  
NFL Season: 1

**WIDE RECEIVER**

**PRO CAREER:** Enters his second season with the organization...Signed by the Chicago Bears as an undrafted free agent in May 2024.

**2024 SEASON (BEARS):** Spent training camp with the team before being signed back to the practice squad before Week 4.

**TRANSACTIONS:**

- 05/13/2024: Signed/UDFA with the Bears
- 08/26/2024: Released by the Bears
- 09/19/2024: Signed to Bears Practice Squad
- 01/06/2025: Signed reserve/future contract with the Bears

**COLLEGE:** Saw action in 52 career games in five seasons at Nevada (2023) and USC (2019-22)...As a fifth-year at Nevada, led Wolfpack with 35 receptions, going for 267 yards...Played in 40 games at USC, contributing at receiver and on special teams.

**PERSONAL:** Made 2017 South Bay Daily Breeze All-Area second team as a senior wide receiver at Serra High in Gardena (Calif.)...In 2017, caught 63 passes for 573 yards (9.1 avg) with two touchdowns and completed a 10-yard pass...As a junior in 2016, had 32 receptions for 411 yards (12.8 avg) with six touchdowns and also ran 10 yards on 6 carries (1.7 avg) and completed a 3-yard pass...Also played baseball (infield, pitcher) at Serra, hitting .449 with two home runs, 16 RBI and seven stolen bases and posting a 4-3 record with a 2.91 ERA and 29 strikeouts as a 2018 senior (made 2018 All-CIF Division 3 and South Bay Daily Breeze All-Area), hitting .574 with 20 RBI and eight stolen bases and posting a 1.75 ERA with 17 strikeouts as a 2017 junior (made 2017 MaxPreps All-State Medium School second team, All-CIF Division 4 and South Bay Daily Breeze All-Area) and hitting .368 as a 2016 sophomore...Spent his first two prep seasons at Mater Dei High in Santa Ana (Calif.).

JOHN JACKSON'S NFL REGULAR SEASON RUSHING/RECEIVING STATISTICS

		RECEIVING							RUSHING				
DATE	TEAM	GP	GS	NO.	YDS.	AVG.	LG	TD	NO.	YDS.	AVG.	LG	TD
2024	Bears	0	0	0	0	0.0	0	0	0	0	0.0	0	0
NFL TOTALS		0	0	0	0	0.0	0	0	0	0	0.0	0	0

JOHN JACKSON'S NFL REGULAR SEASON RETURN STATISTICS

		KICKOFF RETURNS					PUNT RETURNS					
DATE	TEAM	RET.	YDS.	AVG.	LG	TD	NO.	FC	YDS.	AVG.	LG	TD
2024	Bears	0	0	0.0	0	0	0	0	0	0.0	0	0
NFL TOTALS		0	0	0.0	0	0	0	0	0	0.0	0	0



Carl  
**JONES JR.**

**43**

Ht: 6-0  
DOB: 8/8/01  
Bears Season: 1  
Acquired: UDFA-'24

Wt: 223  
College: UCLA  
NFL Season: 1

**LINEBACKER**

**PRO CAREER:** Enters his second season with the Bears organization...Signed by the Chicago Bears as an undrafted free agent in April 2024.

**2024 SEASON (BEARS):** Spent the season on the practice squad playing in one game via standard elevation.

**TRANSACTIONS:**  
**04/27/2024:** Signed/UDFA with the Bears  
**08/27/2024:** Cut by the Bears  
**08/28/2024:** Signed to Bears Practice Squad  
**01/06/2025:** Signed reserve/future contract with the Bears

**COLLEGE:** Appeared in 57 career games at UCLA (2019-23), logging four starts in 13 games played in 2023...Had multiple tackles in nine games with a season-high of seven against Colorado...Saw action in all 13 games as a reserve outside linebacker and on special teams in 2022...Posted multiple tackles in eight games...In 2021, saw action in all 12 games as a reserve linebacker and on special teams...Made multiple tackles in six games...Had a season-high of five tackles at Stanford...Saw action in all seven games, with one start...Ranked 10th on the team with 21 tackles...Had multiple tackles in 6 contests...Was fourth on the team in tackles for loss with 5.0 and sacks with 2.5...Enrolled at UCLA in June of 2019...Saw action in all 12 games, with two starts...Had multiple tackles in six games...Credited with a season-high five tackles at USC, including 0.5 tackles for loss...Moved from safety to linebacker in 2019 fall camp.

**PERSONAL:** Was a three-star recruit according to 247Sports and Rivals.com and the no. 89 recruit in the state of California according to Rivals.com...As a senior, ran for 296 yards and six touchdowns and caught 24 passes for 589 yards and seven touchdowns...Also credited with 66 tackles, three for loss, on defense with one interception...Played quarterback as a junior and threw for 844 yards and seven touchdowns while rushing for 556 yards and six scores...Also returned kicks...Earned multiple letters in basketball and track and field...Son of Tarion Holliday...Has two brothers and a sister...Earned a spot on the Athletic Director's Honor Roll in Spring 2020 and Fall 2022...Majored in African American studies.

CARL JONES JR.'S NFL REGULAR SEASON DEFENSIVE STATISTICS																											
		TACKLES										INTERCEPTIONS					O. FUMB				ST				MISC		
DATE	TEAM	GP	GS	TK	S	A	TFL	YDS	SK	YDS	QBH	NO	YDS	LG	TD	PD	FF	FR	TD	YDS	TK	S	A	FF	FR	S	A
2024	Bears	1	0	0	0	0	0	0	0.0	0.0	0	0	0	0	0	0	0	0	0	0	0	0	0	0	0	0	0
NFL TOTALS		1	0	0	0	0	0	0	0.0	0.0	0	0	0	0	0	0	0	0	0	0	0	0	0	0	0	0	0



Jamree

KROMAH

(JAM-ree KRO-muh)

59

Ht: 6-3  
DOB: 6/14/00  
Bears Season: 1  
Acquired: UDFA-'24

Wt: 268  
College: James Madison  
NFL Season: 1

DEFENSIVE LINEMAN

**PRO CAREER:** Signed by the Chicago Bears as an undrafted free agent in April 2024.

**2024 SEASON (BEARS):** Spent the season on the practice squad.

**TRANSACTIONS:**

- 04/27/2024: Signed/UDFA with the Bears
- 08/27/2024: Cut by the Bears
- 08/28/2024: Signed to Bears Practice Squad
- 09/19/2024: Signed by the Patriots
- 10/08/2024: Cut by the Patriots
- 10/15/2024: Signed to the Patriots Practice Squad
- 01/06/2025: Signed reserve/future contract with the Bears

**COLLEGE:** In 2023, selected to 99th annual East-West Shrine Bowl...Was a HERO Sports Group of Five First Team All-American and First Team All-Sun Belt...Started all 13 games at either defensive tackle or defensive end...Had 60 tackles (31 solo) to go with 20.5 tackles for loss, 11.0 sacks, one forced fumble and one fumble recovery...Had four or more tackles in eight games, tallied at least 1.5 tackles for loss in seven games, and registered at least a full sack in seven games...Played in 10 games with three starts on the defensive line in 2022...Had 21 tackles (seven solo) to go with 5.5 tackles for loss, 3.5 sacks and three hurries...Transferred to JMU after spending four seasons at Rutgers (2018-21)...Appeared in 23 career games for the Scarlet Knights...Named 2021 Academic All-Big Ten...Had 17 career tackles with 2.5 tackles for loss and a half sack...Played in 12 games in 2021, making 10 tackles with 1.5 tackles for loss...Had two appearances in 2020...Saw action in nine games in 2019, making seven stops with a tackle for loss and 0.5 sacks...Redshirted true freshman season in 2018.

**PERSONAL:** Lettered at Charles Herbert Flowers (Md.)...Was 2017 Washington Post First Team All-Metro and 2017 Second Team All-USA Maryland Football Team...Selected to compete in the Maryland Crab Bowl All-Star Game...Recorded 27 sacks, three forced fumbles, and an interception as a senior...Helped the Jaguars to 11-1 record as a senior, reaching the MPSSAA 4A playoffs...Son of Rebecca Wreh...Has two brothers, James and Kay...Graduated from Rutgers with a bachelor's degree in labor studies and employment relations with a minor in digital communication information and media...Pursuing postgraduate certificate in cyber intelligence.

JAMREE KROMAH'S NFL REGULAR SEASON DEFENSIVE STATISTICS																											
			TACKLES								INTERCEPTIONS					O. FUMB					ST					MISC	
DATE	TEAM	GP	GS	TK	S	A	TFL	YDS	SK	YDS	QBH	NO	YDS	LG	TD	PD	FF	FR	TD	YDS	TK	S	A	FF	FR	S	A
2024	Bears	0	0	0	0	0	0	0	0.0	0.0	0	0	0	0	0	0	0	0	0	0	0	0	0	0	0	0	0
Went from Chicago to New England																											
2024	Patriots	0	0	0	0	0	0	0	0.0	0.0	0	0	0	0	0	0	0	0	0	0	0	0	0	0	0	0	0
2024	TOTAL	0	0	0	0	0	0	0	0.0	0.0	0	0	0	0	0	0	0	0	0	0	0	0	0	0	0	0	0
NFL TOTALS		0	0	0	0	0	0	0	0.0	0.0	0	0	0	0	0	0	0	0	0	0	0	0	0	0	0	0	0



Jordan  
**MURRAY**

48

TIGHT END

Ht: 6-4  
DOB: 4/20/00  
Bears Season: 1  
Acquired: FA-'25 (NYG)

Wt: 255  
College: Hawaii  
NFL Season: 1

**PRO CAREER:** Joined the Bears as a reserve/future signing in January 2025...Has spent time with the Houston Texans, Indianapolis Colts and New York Giants organizations...Originally entered the NFL as an undrafted free agent with the Texans in 2023.

**2024 SEASON (COLTS/CARDINALS/GIANTS):** After being released by the Colts following training camp, spent parts of the season on the Cardinals and Giants practice squads.

**2023 SEASON (TEXANS/COLTS):** After being released by the Texans following training camp, was signed to the Colts practice squad in Week 2 where he spent the remainder of the season.

**TRANSACTIONS:**  
**05/17/2023:** Signed/UFA with the Texans  
**09/02/2023:** Released by the Texans  
**09/12/2023:** Signed with the Colts practice squad  
**01/09/2024:** Signed with the Colts  
**08/27/2024:** Released by the Colts  
**08/29/2024:** Signed with the Cardinals practice squad  
**10/15/2024:** Released by the Cardinals  
**11/20/2024:** Signed with the Giants practice squad  
**01/06/2025:** Signed reserve/future contract with the Bears

**COLLEGE:** Spent the 2022 season at Hawaii and caught nine passes for 60 yards...Played four seasons (2018-21) at Missouri State and finished his career with 99 receptions for 1,196 yards and 11 touchdowns...Named all-Missouri Valley Football Conference honorable mention...Was a two-time honoree on the MVFC Honor Roll (2019, 2020) and was selected on the Missouri State Athletic Director's Honor Roll for four consecutive semesters.

**PERSONAL:** A 2018 graduate of Lee's Summit North High School in Missouri...Played both tight end and defensive end...A two-time all-conference selection...Also lettered in basketball...An honor roll student.

Jordan Murray's NFL Regular Season Rushing/Receiving Statistics														
Date	Team	GP	GS	Receiving					Rushing					
				No.	Yds.	Avg.	LG	TD	No.	Yds.	Avg.	LG	TD	
2023	Colts	0	0	0	0	0.0	0	0	0	0	0	0.0	0	0
2024	Cardinals	0	0	0	0	0.0	0	0	0	0	0	0.0	0	0
Went from Arizona to N.Y. Giants														
2024	Giants	0	0	0	0	0.0	0	0	0	0	0	0.0	0	0
2024	TOTAL	0	0	0	0	0.0	0	0	0	0	0	0.0	0	0
NFL Totals		0	0	0	0	0.0	0	0	0	0	0	0.0	0	0

Jordan Murray's NFL Regular Season Return Statistics														
Date	Team	Kickoff Returns					Punt Returns					No.	FC	TD
		Ret.	Yds.	Avg.	LG	TD	Yds.	Avg.	LG	TD				
2023	Colts	0	0	0.0	0	0	0	0	0	0.0	0	0	0	0
2024	Cardinals	0	0	0.0	0	0	0	0	0	0.0	0	0	0	0
Went from Arizona to N.Y. Giants														
2024	Giants	0	0	0.0	0	0	0	0	0	0.0	0	0	0	0
2024	TOTAL	0	0	0.0	0	0	0	0	0	0.0	0	0	0	0
NFL Totals		0	0	0.0	0	0	0	0	0	0.0	0	0	0	0





Austin  
**REED**

16

Ht: 6-1  
DOB: 2/22/00  
Bears Season: 2  
Acquired: UDFA-'24

Wt: 214  
College: Western Kentucky  
NFL Season: 1

**QUARTERBACK**

**PRO CAREER:** Signed by the Chicago Bears as an undrafted free agent in April 2024.

**2024 SEASON (BEARS):** Spent the season on the practice squad.

**TRANSACTIONS:**

- 04/27/2024: Signed/UDFA with the Bears
- 08/27/2024: Cut by the Bears
- 08/28/2024: Signed to the Bears practice squad
- 01/06/2025: Signed reserve/future contract with the Bears

**COLLEGE:** After transferring from West Florida, starting all 26 appearances at Western Kentucky (2022-23)...As a Hilltopper, threw for 8,084 yards and 71 touchdowns on 678-of-1073 passing with 22 interceptions...Also rushed for 324 yards and 12 touchdowns on 133 attempts as a Hilltopper...Over just two seasons, finished his career ranked second all-time in program history in touchdown passes (71), third in passing yards (8,410) and third in pass completions (678)...Prior to transferring to Western Kentucky, spent three seasons at West Florida (2019-21), where he led the Argos to a Division II National Championship in his first season with the program (2019)...Led all passers in the country to 4,089 yards in 2019, adding 40 passing touchdowns...Redshirted at Southern Illinois in 2018.

**PERSONAL:** Prepped at St. Augustine High School in St. Augustine, Fla. ...Threw for 2,925 yards and 34 touchdowns as a senior and had three rushing touchdowns...Was named 2017 Class 6A Player of the Year by the Florida Athletic Coaches Association.

AUSTIN REED'S NFL REGULAR SEASON PASSING STATISTICS

DATE	TEAM	GP	GS	ATT.	CMP.	PCT.	YDS	AVG.	TD	INT.	LG	SK	LST	RATE
2024	Bears	0	0	0	0	0.0	0	0.0	0	0	0	0	0	0.0
TOTALS		0	0	0	0	0.0	0	0.0	0	0	0	0	0	0.0

AUSTIN REED'S NFL REGULAR SEASON RUSHING STATISTICS

DATE	TEAM	NO.	YDS.	AVG.	LG	TD
2024	Bears	0	0	0.0	0	0
TOTALS		0	0	0.0	0	0

AUSTIN REED'S NFL REGULAR SEASON PASSING/RUSHING STATISTICS

DATE		TEAM		PASSING										RUSHING							
				GP	GS	ATT.	CMP.	PCT.	YDS	AVG.	TD	INT.	LG	SK	LST	RATE	NO.	YDS.	AVG.	LG	TD
2024		Bears		0	0	0	0	0.0	0	0.0	0	0	0	0	0	0.0	0	0	0.0	0	0
TOTALS				0	0	0	0	0.0	0	0.0	0	0	0	0	0	0.0	0	0	0.0	0	0



Ian  
**WHEELER**

33

Ht: 5-10  
DOB: 9/15/01  
Bears Season: 2  
Acquired: UDFA-'24

Wt: 206  
College: Howard  
NFL Season: 2

**RUNNING BACK**

**PRO CAREER:** Signed by the Chicago Bears as an undrafted free agent in April 2024.

**2024 (BEARS):** Spent the season on injured reserve.

**TRANSACTIONS:**  
**04/27/2024:** Signed/UDFA with the Bears

**COLLEGE:** Prepped collegiately at Howard University, appearing in 42 career games over five seasons of action (2019-23)...Was a three-time All-MEAC selection, earning the acknowledgement each of his final three seasons in the backfield for the Bisons...Over his career, rushed 177 times for 1,154 yards with 14 touchdowns...Also recorded 234 receiving yards with 1,322 kick return yards and three kick return touchdowns...In 2023, totaled 52 carries, 380 yards rushing, two rushing touchdowns, nine receptions, 119 yards, 17 returns, 494 return yards, one touchdown, and seven tackles...Was an All-MEAC Second Team selection as a return specialist...In 2022, totaled 57 carries, 316 yards rushing, three rushing touchdowns, nine receptions, 84 yards receiving, one touchdown, 19 returns, 424 return yards, one touchdown, and four tackles in 11 games...Was named an All-MEAC Second Team selection...In 2021, played in eight games, totaling 65 carries, 443 yards rushing, eight rushing touchdowns, five receptions, 31 yards receiving, 11 returns, 265 return yards, one touchdown, and four tackles...Was named to the 2021 Mid-Eastern Athletic Conference (MEAC) All-Conference Second Team as a running back and All-MEAC Third Team as a return specialist...In 2020, played in only two games due to the COVID-shortened season...Totalled three carries, 15 yards, one rushing touchdown, and five kick returns for 139 yards...Played primarily on special teams in 2019, totaling five tackles in 10 games.

**PERSONAL:** Attended St. Thomas Catholic High School in Houston, Texas, where he accumulated over 1,300 rushing yards with 15 touchdowns on the ground.

IAN WHEELER'S NFL REGULAR SEASON RUSHING/RECEIVING STATISTICS

		RUSHING							RECEIVING				
DATE	TEAM	GP	GS	NO.	YDS.	AVG.	LG	TD	NO.	YDS.	AVG.	LG	TD
2024	Bears	0	0	0	0	0.0	0	0	0	0	0.0	0	0
NFL TOTALS		0	0	0	0	0.0	0	0	0	0	0.0	0	0

IAN WHEELER'S NFL REGULAR SEASON RETURN STATISTICS

KICKOFF RETURNS						PUNT RETURNS						
DATE	TEAM	RET.	YDS.	AVG.	LG	TD	NO.	FC	YDS.	AVG.	LG	TD
2024	Bears	0	0	0.0	0	0	0	0	0	0.0	0	0
NFL TOTALS		0	0	0.0	0	0	0	0	0	0.0	0	0



Joel  
**WILSON**

86

Ht: 6-4  
DOB: 6/21/00  
Bears Season: 2  
Acquired: FA-'24

Wt: 245  
College: Central Michigan  
NFL Season: 1

**TIGHT END**

**PRO CAREER:** Finished his first season in the Bears organization after stops with the Buffalo Bills, Green Bay Packers and New York Giants...Originally entered the NFL as a college free agent signee with the Bills in 2023.

**2024 SEASON (GIANTS/BEARS):** Spent one game on the Giants practice squad...Signed with the Bears practice squad before Week 8 where he spent the remainder of the season.

**2023 SEASON (BILLS/PACKERS):** Split time between the Bills and Packers practice squads.

**TRANSACTIONS:**  
05/22/2023: Signed/UDFA with the Bills  
08/28/2023: Released by the Bills  
08/30/2023: Signed with the Bills practice squad  
11/07/2023: Released by the Bills  
11/28/2023: Signed with the Bills practice squad  
01/22/2024: Signed with the Packers  
08/27/2024: Released by the Packers  
09/24/2024: Signed with the Giants practice squad  
10/01/2024: Released by the Giants  
10/24/2024: Signed with the Bears practice squad  
01/06/2025: Signed reserve/future contract with the Bears

**COLLEGE:** All-Mid-American Conference Third Team selection as a tight end...over a four-year, 34-game career, finished with 82 receptions for 874 yards and 12 touchdowns with a 25.7 average per game...averaged 10.7 yards per reception...scored a total of 12 touchdowns and registered a two-point conversion in his career...four-year letterman at tight end.

**PERSONAL:** Played quarterback and threw 11 touchdown passes as a senior...also ran for 450 yards and scored seven TDs in 2017...threw for more than 2,000 yards in his high school career...earned honorable mention Associated Press Division 3-4 all-state...also played linebacker.

JOEL WILSON'S NFL REGULAR SEASON RUSHING/RECEIVING STATISTICS														
DATE	TEAM	GP	GS	RECEIVING					RUSHING					
				NO.	YDS.	AVG.	LG	TD	NO.	YDS.	AVG.	LG	TD	
2023	Bills	0	0	0	0	0.0	0	0	0	0	0	0.0	0	0
Went from Buffalo to Green Bay.														
2023	Packers	0	0	0	0	0.0	0	0	0	0	0	0.0	0	0
2023	TOTAL	0	0	0	0	0.0	0	0	0	0	0	0.0	0	0
2024	Packers	0	0	0	0	0.0	0	0	0	0	0	0.0	0	0
Went from Green Bay to N.Y. Giants.														
2024	Giants	0	0	0	0	0.0	0	0	0	0	0	0.0	0	0
Went from N.Y. Giants to Chicago.														
2024	Bears	0	0	0	0	0.0	0	0	0	0	0	0.0	0	0
2024	TOTAL	0	0	0	0	0.0	0	0	0	0	0	0.0	0	0
NFL TOTALS		0	0	0	0	0.0	0	0	0	0	0	0.0	0	0

JOEL WILSON'S NFL POSTSEASON RUSHING/RECEIVING STATISTICS														
DATE	TEAM	RECEIVING								RUSHING				
		GP	GS	NO.	YDS.	AVG.	LG	TD	NO.	YDS.	AVG.	LG	TD	
2023	Packers	0	0	0	0	0.0	0	0	0	0	0.0	0	0	
NFL TOTALS		0	0	0	0	0.0	0	0	0	0	0.0	0	0	

JOEL WILSON'S NFL REGULAR SEASON RETURN STATISTICS												
KICKOFF RETURNS							PUNT RETURNS					
DATE	TEAM	RET.	YDS.	AVG.	LG	TD	NO.	FC	YDS.	AVG.	LG	TD
2023	Bills	0	0	0.0	0	0	0	0	0	0.0	0	0
Went from Buffalo to Green Bay.												
2023	Packers	0	0	0.0	0	0	0	0	0	0.0	0	0
2023	TOTAL	0	0	0.0	0	0	0	0	0	0.0	0	0
2024	Packers	0	0	0.0	0	0	0	0	0	0.0	0	0
Went from Green Bay to N.Y. Giants.												
2024	Giants	0	0	0.0	0	0	0	0	0	0.0	0	0
Went from N.Y. Giants to Chicago.												
2024	Bears	0	0	0.0	0	0	0	0	0	0.0	0	0
2024	TOTAL	0	0	0.0	0	0	0	0	0	0.0	0	0
NFL TOTALS		0	0	0.0	0	0	0	0	0	0.0	0	0

JOEL WILSON'S NFL POSTSEASON RETURN STATISTICS												
KICKOFF RETURNS							PUNT RETURNS					
DATE	TEAM	RET.	YDS.	AVG.	LG	TD	NO.	FC	YDS.	AVG.	LG	TD
2023	Packers	0	0	0.0	0	0	0	0	0	0.0	0	0
NFL TOTALS		0	0	0.0	0	0	0	0	0	0.0	0	0



ROOKIES







Luther

# BURDEN III

**87**

**WIDE RECEIVER**

<b>Ht:</b> 6-0	<b>Wt:</b> 210
<b>DOB:</b> 12/12/03	<b>College:</b> Missouri
<b>Bears Season:</b> Rookie	<b>NFL Season:</b> Rookie
<b>Acquired:</b> D2a-'25	

**PRO CAREER:** A second-round draft pick (39th overall) by the Bears in the 2025 NFL Draft.

**TRANSACTIONS:**  
**04/25/2025:** Drafted by the Bears in the second round of the 2025 NFL Draft (No. 39 overall)

**COLLEGE:** Prepping collegiately at the University of Missouri (2022-24)...A 2023 AP Second-Team All-America selection and two-time First-Team All-Southeastern Conference honoree (2023-24), totaled 192 receptions (tied for fifth-most in program history) for 2,263 receiving yards (sixth most in program history) with 26 total touchdowns (21 receiving, four rushing, one punt return)...After ranking in the top 10 nationally with 1,212 receiving yards to go along with nine touchdowns in 2023, was named a Biletnikoff Award semifinalist...In his final two seasons, led Missouri to back-to-back 10+ win seasons and bowl game victories for the first time since 2013-14.

**PERSONAL:** After three seasons at Cardinal Ritter College Prep (Mo.), Burden capped his high school tenure at East St. Louis High School (Ill.), where he helped lead the program to the IHSA 6A State Championship Game...Was named All-Metro Offensive Player of the Year in 2021, finishing his final season with 71 catches for 1,174 yards and 20 touchdowns, adding eight punt-return touchdowns and a 54-yard rushing touchdown...Also played basketball, where he helped Cardinal Ritter to a Class 3 State Championship in the 2019-20 season.



Zah

**FRAZIER**

(ZAV)

**20**

**DEFENSIVE BACK**

<b>Ht:</b> 6-3	<b>Wt:</b> 186
<b>DOB:</b> 10/5/00	<b>College:</b> UTSA
<b>Bears Season:</b> Rookie	<b>NFL Season:</b> Rookie
<b>Acquired:</b> D5-'25	

**PRO CAREER:** A fifth-round draft selection (169th overall) by the Bears in the 2025 NFL Draft.

**TRANSACTIONS:**  
**04/26/2025:** Drafted by the Bears in the fifth round of the 2025 NFL Draft (No. 169 overall)

**COLLEGE:** Played three years at UTSA (2022-24) after one year at Coffeyville CC (Kan.) (2021) and one year Southern Illinois (2019)...Started 10-of-29 games in his three seasons with the Roadrunners...Earned First-Team All-Atlantic Coast Conference Honors in 2024 totaling 24 tackles, six interceptions, 15 passes defended, and a forced fumble....Earned JUCO First-Team All-American Honors in 2021.

**PERSONAL:** Prepped at Cedartown High School (Ga.)...Was a two time All-Region performer who totaled 10 interceptions in his high school career.





Ruben

# HYPPOLITE II

(HIPPO-light)

**47**

**LINEBACKER**

<b>Ht:</b> 6-0	<b>Wt:</b> 236
<b>DOB:</b> 9/16/01	<b>College:</b> Maryland
<b>Bears Season:</b> Rookie	<b>NFL Season:</b> Rookie
<b>Acquired:</b> D4-'25	

**PRO CAREER:** A fourth-round draft selection (132nd overall) by the Bears in the 2025 NFL Draft.

**TRANSACTIONS:**

**04/26/2025:** Drafted by the Bears in the fourth round of the 2025 NFL Draft (No. 132 overall)

**COLLEGE:** Played collegiately at Maryland (2022-24)...Played in 51 games, totaling 236 tackles (138 solo) including three sacks one interception, six passes defended and one forced fumble...Serving as a team captain in 2023, earned Third-Team All-Big Ten honors.

**PERSONAL:** Prepped at McArthur High School in Hollywood, Florida, where he led his team to a pair of State Championships...Was selected to the US National Team for International Bowl.



Colston

# LOVELAND

**84**

**TIGHT END**

**Ht:** 6-6  
**DOB:** 4/9/04  
**Bears Season:** Rookie  
**Acquired:** D1-'25

**Wt:** 241  
**College:** Michigan  
**NFL Season:** Rookie

**PRO CAREER:** A first-round draft selection (10th overall) by the Bears in the 2025 NFL Draft.

**TRANSACTIONS:**

**04/24/2025:** Drafted by the Bears in the first round of the 2025 NFL Draft (No. 10 overall)

**COLLEGE:** Played three seasons at Michigan (2022-24), appearing in 39 games with 24 starts...Totaled 1,466 receiving yards on 117 catches with 11 touchdowns...In 2024, he hauled in 56 receptions for 582 yards and five touchdown grabs...He was named Second-Team All-American, Second-Team All-Big Ten and was a Mackey Award Finalist...In 2023, he had a career high 649 receiving yards on 45 catches with four touchdowns and was named First-Team All-Big Ten...During his three seasons at Michigan, the Wolverines went 36-6, won a pair of Big Ten titles (2022-23), made two appearances in the College Football Playoff (2022-23) and won the College Football Playoff National Championship in 2023.

**PERSONAL:** Prepped at Gooding High School in Gooding, Idaho, where he totaled 235 receptions for 3,141 yards and 35 touchdowns, 3,493 all-purpose yards and 39 touchdowns...As a senior, he helped lead Gooding to a 9-1 record with and an appearance in the Class 3A state semifinal...He was part of eight-win teams both his junior year, when the Senators went 8-2 making a playoff appearance, and his sophomore year when the team went 8-3...Also lettered in basketball, where he was named 2021 SCIC Co-Player of the year.



Kyle

**MONANGAI**

(muh-NUN-guy)

**25**

**RUNNING BACK**

<b>Ht:</b> 5-8	<b>Wt:</b> 207
<b>DOB:</b> 6/6/02	<b>College:</b> Rutgers
<b>Bears Season:</b> Rookie	<b>NFL Season:</b> Rookie
<b>Acquired:</b> D7-'25	

**PRO CAREER:** A seventh-round draft selection (233rd overall) by the Bears in the 2025 NFL Draft.

**TRANSACTIONS:**  
**04/26/2025:** Drafted by the Bears in the seventh round of the 2025 NFL Draft (No. 233 overall)

**COLLEGE:** Spent five seasons at Rutgers (2020-24)...A team captain in his final two seasons, played in 52 games with 35 starts...A two-time All-Big Ten selection, including a First-Team nod in 2024...Rushed for 3,221 yards ranking second in program history in rushing yards as one of three Scarlet Knights to reach 3,000 yards...Rushed for 1,279 yards and 13 touchdowns in 2024, after leading the Big-Ten with 1,262 rushing yards in 2023.

**PERSONAL:** Prepped at Don Bosco Prep (Ramsey, N.J.)...Rushed for over 900 yards and 11 touchdowns, adding 400 more yards receiving and another five scores as a senior, earning First-Team All-Bergen County honors...Led the Ironmen to the final round of the NJSIAA Non-Public Group 4 Tournament.



Luke  
**NEWMAN**

**65**

**OFFENSIVE LINEMAN**

<b>Ht:</b> 6-3	<b>Wt:</b> 308
<b>DOB:</b> 3/3/02	<b>College:</b> Michigan State
<b>Bears Season:</b> Rookie	<b>NFL Season:</b> Rookie
<b>Acquired:</b> D6-'25	

**PRO CAREER:** A sixth-round draft selection (195th overall) by the Bears in the 2025 NFL Draft.

**TRANSACTIONS:**  
**04/26/2025:** Drafted by the Bears in the sixth round of the 2025 NFL Draft (No. 195 overall)

**COLLEGE:** Played his final season at Michigan State (2024) following four seasons at Holy Cross (2020-23)...Played in 52 career games, starting each of his final 49 appearances...Started at left tackle in each of his final three seasons at Holy Cross, before transitioning to left guard at Michigan State...Was first FCS First-Team All-American in his final two seasons at Holy Cross (2022-23) and received an All-Big Ten honorable mention at Michigan State in his final season.

**PERSONAL:** Prepped at Brother Rice High School in Bloomfield Hills, Michigan...Served as a team captain during senior season...Was a three-time All-Catholic High School League selection...Named First Team All-State by the Associated Press and the Detroit Free Press...Did not allow any sacks during his junior or senior seasons...Was also a member of the basketball team.



Ozzy

**TRAPILO**

(truh-PILL-oh)

**75**

**OFFENSIVE LINEMAN**

**Ht:** 6-8  
**DOB:** 10/17/01  
**Bears Season:** Rookie  
**Acquired:** D2b-'25

**Wt:** 312  
**College:** Boston College  
**NFL Season:** Rookie


**PRO CAREER:** A second-round draft selection (56th overall) by the Bears in the 2025 NFL Draft.

**TRANSACTIONS:**

**04/25/2025:** Drafted by the Bears in the second round of the 2025 NFL Draft (No. 56 overall)

**COLLEGE:** Spent five seasons at Boston College (2020-24)...Played in 44 games including 36 starts...As a redshirt sophomore in 2022 he started 10 games as left tackle, before starting all 24 of his games at right tackle in his final two seasons...A two-time All-ACC selection, including a First-Team selection while serving as a captain in his final season.

**PERSONAL:** Prepped at Boston College High where he graduated with a 4.0 GPA...Was named First-Team MIAA All-State as a senior in 2019...Also played basketball where he was named his conference's most valuable player as a junior in 2018.



Shemar

**TURNER**

(shuh-MAAR)

**95**

**DEFENSIVE LINEMAN**

**Ht:** 6-3  
**DOB:** 1/14/03  
**Bears Season:** Rookie  
**Acquired:** D2c-'25

**Wt:** 293  
**College:** Texas A&M  
**NFL Season:** Rookie

**PRO CAREER:** A second-round draft selection (62nd overall) by the Bears in the 2025 NFL Draft.

**TRANSACTIONS:**

**04/25/2025:** Drafted by the Bears in the second round of the 2025 NFL Draft (No. 62 overall)

**COLLEGE:** Played four seasons at Texas A&M (2021-24)...Totaled 115 tackles, including 10 sacks and 22.5 tackles for loss to go along with one pass defended and three forced fumbles in his career...Earned Second-Team All Southeastern Conference honors in 2023 and Freshman All Southeastern conference honors in 2021.

**PERSONAL:** Prepped at DeSoto High School (Texas)...In 2019, was first-team all-district and helped DeSoto finish 9-3 with an appearance in the Texas 6A D-II second round ... As a sophomore, was named District 7-6A Co-Defensive Sophomore of the Year as DeSoto went 9-3 and reached the second round of the Texas 6A D-I playoffs.





Major

**BURNS**

**35**

**DEFENSIVE BACK**

Ht: 6-2	Wt: 209
DOB: 5/22/02	College: LSU
Bears Season: Rookie	NFL Season: Rookie
Acquired: UDFA-'25	

**PRO CAREER:** Signed by the Chicago Bears as an undrafted free agent following the 2025 NFL Draft.

**TRANSACTIONS:**  
**05/08/2025:** Signed/UDFA with the Bears

**COLLEGE:** Played four seasons as LSU (2021-24) following one season at Georgia (2020)...Across five seasons, appeared in 44 games (33 starts) with 209 tackles (101 solo), 11 tackles for loss, 2.5 sacks, 11 passes defended and two interceptions, including one pick-six...Helped LSU reach the SEC Championship Game in 2022 and claim bowl game victories following each of his last three seasons.

**PERSONAL:** Attended Madison Prep Academy (La.)...Played defensive back, wide receiver and quarterback for the Chargers...As a senior, helped Madison Prep reach the second round of the 2019 LHSAA Class 3A playoffs where he had a 75-yard interception return for a TD, three TD passes and four catches for 32 yards...Selected to play in the 2020 Under Armour All-America Game.





Xavier

**CARLTON**

**93**

**DEFENSIVE LINEMAN**

Ht: 6-6

DOB: 8/22/01

Bears Season: Rookie

Acquired: UDFA-'25

Wt: 273

College: California


NFL Season: Rookie

**PRO CAREER:** Signed by the Chicago Bears as an undrafted free agent following the 2025 NFL Draft.

**TRANSACTIONS:**  
**05/08/2025:** Signed/UDFA with the Bears

**COLLEGE:** Played three seasons at California (2022-24) after two seasons at Utah (2020-21)...Across 53 career games (38 at Cal, 15 at Utah), totaled 149 tackles (74 solo) including 19 sacks, 27 tackles for loss, five passes defended and two fumble recoveries.

**PERSONAL:** Split his high school career between Modesto Christian (Calif.) (2016-18) and Juan Diego Catholic (Utah) (2019)...Was a two-way player, contributing at both defensive line and at tight end...Earned first-team Class 3A All-State honors and was unanimously voted team captain as a senior, totaling 91 tackles and 8.0 sacks along with 13 receptions for 225 yards (17.3 avg.)...As a junior earned First-Team All-Junior State, Trans Valley League Defensive Lineman of the Year, Modesto Bee All-District and First-Team All-TVL honors.



Power

**ECHOLS**

**57**

**LINEBACKER**

Ht: 5-11

DOB: 1/20/03

Bears Season: Rookie

Acquired: UDFA-'25

Wt: 240

College: North Carolina

NFL Season: Rookie

**PRO CAREER:** Signed by the Chicago Bears as an undrafted free agent following the 2025 NFL Draft.

**TRANSACTIONS:**  
**05/08/2025:** Signed/UDFA with the Bears

**COLLEGE:** Played collegiately at North Carolina (2021-24), appearing in 52 games, starting in each of his last 39...Totaled 307 career tackles (190 solo), including two 100-tackle seasons (2022-23)...Finished his time at UNC with 2.5 sacks, 13 tackles for loss, four interceptions, 13 passes defended and three forced fumbles...Three-time All-ACC honoree, including a Third-Team selection in 2023.

**PERSONAL:** Prepped at Julius L. Chambers High School (N.C.)... Amassed 389 tackles, 28 sacks, 57 TFL and 11 forced fumbles in his three-year prep career...A two-time All-State selection and two-time Charlotte Observer Defensive Player of the Year...Also played basketball and competed in track and field.



Luke  
**ELKIN**

**43**

**LONG SNAPPER**

<b>Ht:</b> 6-1	<b>Wt:</b> 235
<b>DOB:</b> 6/27/02	<b>College:</b> Iowa
<b>Bears Season:</b> Rookie	<b>NFL Season:</b> Rookie
<b>Acquired:</b> UDFA-'25	

**PRO CAREER:** Signed by the Chicago Bears as an undrafted free agent following the 2025 NFL Draft.

**TRANSACTIONS:**  
**05/08/2025:** Signed/UDFA with the Bears

**COLLEGE:** Played collegiately at Iowa (2021-24)...Handled long snapping duties all four years of his career, appeared in 53 total games...As a senior, earned Second-Team All-Big Ten Conference honors...Was part of a Hawkeyes team that earned a berth in the Big Ten Championship Game in 2023.

**PERSONAL:** Prepped at Neenah High School (Wis.)...Played at quarterback, wide receiver, safety and long snapper...As a junior, passed for 798 yards and seven touchdowns, rushed for 383 yards on 55 attempts, had five receptions for 48 yards and collected 25 tackles and an interception on defense...Earned Second-Team All-Conference honors as a sophomore and junior...Also a four-year letterman in baseball and hockey.



Deion

# HANKINS

35

Ht: 5-11  
DOB: 9/13/00  
Bears Season: Rookie  
Acquired: UDFA-'25

Wt: 226  
College: Texas State  
NFL Season: Rookie


**RUNNING BACK**

**PRO CAREER:** Signed by the Chicago Bears as an undrafted free agent following the 2025 NFL Draft.

**TRANSACTIONS:**  
**05/08/2025:** Signed/UDFA with the Bears

**COLLEGE:** Played one season at Texas State (2024) after five seasons at Texas at El Paso (2019-23)...During his final season at Texas State, played in all 13 games, rushing for 272 yards on 62 attempts with a pair of touchdowns...While at UTEP, was a two-time Second-Team All-Conference USA selection rushing for 2,604 yards and 23 touchdowns across his five seasons.

**PERSONAL:** Prepped at Parkland High School (Texas)...Had 7,491 rushing yards and 78 TDs in his high school career leading Parkland to three District Championships and an Area-Round Championship.



Tysheem

**JOHNSON**

**33**

**DEFENSIVE BACK**

Ht: 5-10	Wt: 195
DOB: 9/30/02	College: Oregon
Bears Season: Rookie	NFL Season: Rookie
Acquired: UDFA-'25	

**PRO CAREER:** Signed by the Chicago Bears as an undrafted free agent following the 2025 NFL Draft.

**TRANSACTIONS:**  
**05/08/2025:** Signed/UDFA with the Bears

**COLLEGE:** Played his final two collegiate seasons at Oregon (2023-24) following two seasons at Ole Miss (2021-22)...Appeared in 53 games with 46 starts, including in all 27 games he played for the Ducks...Compiled 262 tackles (131 solo), two sacks, 15 tackles for loss, six interceptions and 16 passes defended...Named Honorable Mention All-Big Ten Conference as a senior...In his final season, helped the Ducks win the Big Ten Championship and reach the College Football Playoff.

**PERSONAL:** Prepped at Neumann Goretti High School (Pa.)...Was a three-time all-state selection...Was named the Neumann Goretti High School Player of the Decade.



Jonathan  
**KIM**

**27**

**KICKER**

**Ht:** 6-0  
**DOB:** 2/21/01  
**Bears Season:** Rookie  
**Acquired:** UDFA-'25

**Wt:** 232  
**College:** Michigan State  
**NFL Season:** Rookie

**PRO CAREER:** Signed by the Chicago Bears as an undrafted free agent following the 2025 NFL Draft.

**TRANSACTIONS:**  
**05/08/2025:** Signed/UDFA with the Bears

**COLLEGE:** Played two seasons at Michigan State (2023-24) after four seasons at North Carolina (2019-22)...Appeared in 60 total games (24 at Michigan State and 36 at UNC)...Finished his Michigan State career with the best field goal percentage in program history (82.1, 32-of-39)...Had a career-long of 58 yards while at Michigan State...Served as a kickoff specialist at North Carolina averaging 63.2 yards per kickoff.

**PERSONAL:** Prepped at Massaponax High School (Va.)...Served as his team's kicker and punter... Earned All-State, All-Region, All-District and All-Area honors as a senior in 2018...Also played soccer.



JP

**RICHARDSON**

**26**

**WIDE RECEIVER**


Ht: 5-11	Wt: 192
DOB: 3/23/02	College: TCU
Bears Season: Rookie	NFL Season: Rookie
Acquired: UDFA-'25	

**PRO CAREER:** Signed by the Chicago Bears as an undrafted free agent following the 2025 NFL Draft.

**TRANSACTIONS:**  
**05/08/2025:** Signed/UDFA with the Bears

**COLLEGE:** Played his final two seasons at TCU (2023-24) following a pair of seasons at Oklahoma State (2021-22)...Over 46 career games, totaled 173 receptions, 1,944 receiving yards and 11 receiving touchdowns...Served in a punt return capacity as a senior, returning 23 punts for 252 yards (11.0 avg.) including an 89-yard go-ahead punt return touchdown in TCU's win over Kansas...A two time Honorable Mention All-Big 12 Conference performer once at wide receiver (2023) and once as a returner (2024).

**PERSONAL:** Prepped at Ridge Point High School (Texas)...A two-time All-District honoree in Texas 20-6A...Held the Ridge Point career record for receptions and receiving yards at the time of his graduation...Also competed in track and field.



Jereme

**ROBINSON**

**69**

Ht: 6-2

DOB: 2/23/00

Bears Season: Rookie

Acquired: UDFA-'25

Wt: 262

College: Kansas

NFL Season: Rookie

**DEFENSIVE LINEMAN**


**PRO CAREER:** Signed by the Chicago Bears as an undrafted free agent following the 2025 NFL Draft.

**TRANSACTIONS:**  
**05/08/2025:** Signed/UDFA with the Bears

**COLLEGE:** Played five seasons at Kansas (2020-24)...In 53 career games (26 starts), had 98 tackles (70 solo) including 14 sacks and 27.5 tackles for loss...Also recorded six passes defended, five forced fumbles and three fumble recoveries...Earned Honorable Mention All-Big 12 Conference honors in his final season.

**PERSONAL:** Prepped Carver Montgomery High School (Ala.)...Helped lead the team to a record of 8-3 in 2018...Also played basketball, where he lead the Wolverines to the Alabama Class 6A State Championship in 2018.





Jahdae

**WALKER**

**20**

**WIDE RECEIVER**


<b>Ht:</b> 6-3	<b>Wt:</b> 206
<b>DOB:</b> 7/5/02	<b>College:</b> Texas A&M
<b>Bears Season:</b> Rookie	<b>NFL Season:</b> Rookie
<b>Acquired:</b> UDFA-'25	

**PRO CAREER:** Signed by the Chicago Bears as an undrafted free agent following the 2025 NFL Draft.

**TRANSACTIONS:**  
**05/08/2025:** Signed/UDFA with the Bears

**COLLEGE:** Played his final two seasons at Texas A&M (2023-24) following two seasons at Division II Grand Valley State (2021-22)...In his two seasons with Texas A&M, played in all 26 games, amassing 935 receiving yards on 64 receptions with four touchdowns.

**PERSONAL:** Prepped at Shaker Heights High School (Ohio)...A two-way player, caught 19 passes for 431 yards and five touchdowns, along with recording 55 tackles, nine pass breakups, six forced fumbles and two interceptions as a senior...Named All-Lake Erie League, All-District and Third-Team All-Ohio as a senior.



Jeremiah

WALKER

23

DEFENSIVE BACK

Ht: 6-0

DOB: 1/14/02

Bears Season: Rookie

Acquired: UDFA-'25

Wt: 192

College: Stephen F. Austin

NFL Season: Rookie

**PRO CAREER:** Signed by the Chicago Bears as an undrafted free agent following the 2025 NFL Draft.

**TRANSACTIONS:**  
**05/12/2025:** Signed/UDFA with the Bears

**COLLEGE:** Played in five seasons at Stephen F. Austin (2020-24)...appeared in 54 career games accumulating 188 tackles (112 solo) including a sack and five tackles for loss, four interceptions, 25 passes defended and a pair of forced fumbles...Earned First Team All-Southland Conference honors in 2024 and Second-Team All-Western Athletic Conference honors in 2022.

**PERSONAL:** Prepped at Dulles High School (Texas)...Was a two way player, making appearances as defensive back and wide receiver...In 2018, led the Vikings to an 8-3 record, the program's best record since 2006 and an appearance in the State Playoffs.



# REVIEW



LEARN IN



WEEK 1  
Tennessee Titans 17, Chicago Bears 24  
59,403 Soldier Field Sep 8, 2024



Tennessee Titans	7	10	0	0	-	17
Chicago Bears	0	3	7	14	-	24

SCORING DRIVES

TEAM	QTR	TIME	SCORING PLAY	TEN	CHI
Titans	1	00:41	T.Pollard 26 yd. run (N.Folk kick) (8-79, 4:45)	7	0
Titans	2	14:06	N.Folk 40 yd. Field Goal (4-1, 1:35)	10	0
Titans	2	03:44	C.Okonkwo 17 yd. pass from W.Lewis (N.Folk kick) (14-73, 8:23)	17	0
Bears	2	00:27	C.Santos 24 yd. Field Goal (9-28, 3:17)	17	3
Bears	3	09:07	J.Owens 21 yd. return of blocked punt (C.Santos kick)	17	10
Bears	4	14:47	C.Santos 50 yd. Field Goal (11-44, 3:59)	17	13
Bears	4	09:52	C.Santos 48 yd. Field Goal (4-1, 1:52)	17	16
Bears	4	07:35	T.Stevenson 43 yd. interception return (C.Williams-D.Swift pass)	17	24

TENNESSEE TITANS

PASSING	ATT	CP	YDS	SK/YD	TD	LG	INT	RTG
Will Lewis	32	19	127	3/23	1	22	2	52.5
TOTAL	32	19	127	3/23	1	22	2	52.5

RUSHING	ATT	YDS	AVG	LG	TD
Tony Pollard	16	82	5.1	26t	1
Will Lewis	4	36	9.0	15	0
Tyjae Spears	4	21	5.3	11	0
Treyton Burks	2	1	0.5	6	0
TOTAL	26	140	5.4	26t	1

RECEIVING	NO	YDS	AVG	LG	TD
Tyjae Spears	4	11	2.8	5	0
Calvin Ridley	3	50	16.7	22	0
Tyler Boyd	3	18	6.0	11	0
Tony Pollard	3	12	4.0	8	0
Chig Okonkwo	2	15	7.5	17t	1
Nick Vannett	2	11	5.5	8	0
DeAndre Hopkins	1	8	8.0	8	0
Treyton Burks	1	2	2.0	2	0
TOTAL	19	127	6.7	22	1

TOP DEFENSE	TOT	SOLO	AST	SCK	YDS	INT
Amani Hooker	6	5	1	0.0	0.0	0
Harold Landry III	6	3	3	1.0	10.0	0
Kenneth Murray Jr.	6	3	3	0.0	0.0	0

FIELD GOALS	FGM/FGA	PERCENT	RESULTS
Nick Folk	1-1	100.0	40G
TOTAL	1-1	100.0	

CHICAGO BEARS

PASSING	ATT	CP	YDS	SK/YD	TD	LG	INT	RTG
Caleb Williams	29	14	93	2/29	0	13	0	55.7
TOTAL	29	14	93	2/29	0	13	0	55.7

RUSHING	ATT	YDS	AVG	LG	TD
D'Andre Swift	10	30	3.0	20	0
Caleb Williams	5	15	3.0	11	0
DJ Moore	1	14	14.0	14	0
Velus Jones Jr.	2	11	5.5	6	0
Travis Homer	2	10	5.0	6	0
Khalil Herbert	2	4	2.0	4	0
TOTAL	22	84	3.8	20	0

RECEIVING	NO	YDS	AVG	LG	TD
DJ Moore	5	36	7.2	13	0
Keenan Allen	4	29	7.3	9	0
Rome Odunze	1	11	11.0	11	0
Velus Jones Jr.	1	8	8.0	8	0
DeAndre Carter	1	6	6.0	6	0
Cole Kmet	1	4	4.0	4	0
Gerald Everett	1	-1	-1.0	-1	0
TOTAL	14	93	6.6	13	0

TOP DEFENSE	TOT	SOLO	AST	SCK	YDS	INT
T.J. Edwards	15	10	5	0.0	0.0	0
Jaquan Brisker	9	5	4	0.0	0.0	0
Darrell Taylor	8	7	1	2.0	18.0	0

FIELD GOALS	FGM/FGA	PERCENT	RESULTS
Cairo Santos	3-3	100.0	24G, 50G, 48G
TOTAL	3-3	100.0	

Team Statistics

	Titans	Bears
First Downs	16	11
3rd-Down Eff. (Made/Att/Pct)	3/14/21%	2/13/15%
4th-Down Eff. (Made/Att/Pct)	1/2/50%	2/2/100%
Total Net Yards	244	148
Total Plays	61	53
Yards Per Play	4.0	2.8
Rushes/Net Yards	26/140	22/84
Net Passing	104	64
Pass Attempts/Completions	32/19	29/14
Had Intercepted	2	0
Sacked/Yards Lost	3/23	2/29
Punts/Average	6/44.7	6/45.0
Penalties/Yards	8/50	7/55
Fumbles/Lost	1/1	3/1
Possession Time	34:54	25:06



WEEK 2  
Chicago Bears 13, Houston Texans 19  
71,412 NRG Stadium Sep 15, 2024



Chicago Bears	3	7	0	3	–	13
Houston Texans	3	13	0	3	–	19

SCORING DRIVES

TEAM	QTR	TIME	SCORING PLAY	CHI	HOU
Texans	1	10:20	K.Fairbairn 56 yd. Field Goal (8-33, 4:40)	0	3
Bears	1	03:51	C.Santos 53 yd. Field Goal (11-42, 6:29)	3	3
Texans	2	14:55	N.Collins 28 yd. pass from C.Stroud (K.Fairbairn kick) (8-77, 3:56)	3	10
Texans	2	09:55	K.Fairbairn 47 yd. Field Goal (8-48, 3:38)	3	13
Bears	2	00:32	K.Herbert 2 yd. run (C.Santos kick) (8-49, 3:10)	10	13
Texans	2	00:01	K.Fairbairn 59 yd. Field Goal (5-24, 0:31)	10	16
Texans	4	13:39	K.Fairbairn 53 yd. Field Goal (7-32, 2:11)	10	19
Bears	4	02:51	C.Santos 54 yd. Field Goal (12-61, 3:37)	13	19

CHICAGO BEARS

PASSING	ATT	CP	YDS	SK/YD	TD	LG	INT	RTG
Caleb Williams	37	23	174	7/40	0	27	2	51.0
TOTAL	37	23	174	7/40	0	27	2	51.0

RUSHING	ATT	YDS	AVG	LG	TD
Caleb Williams	5	44	8.8	24	0
D'Andre Swift	14	18	1.3	7	0
Travis Homer	1	6	6.0	6	0
Khalil Herbert	2	3	1.5	2t	1
TOTAL	22	71	3.2	24	1

RECEIVING	NO	YDS	AVG	LG	TD
DJ Moore	6	53	8.8	19	0
Cole Kmet	4	27	6.8	12	0
D'Andre Swift	4	24	6.0	14	0
DeAndre Carter	3	32	10.7	14	0
Rome Odunze	2	33	16.5	27	0
Khalil Herbert	2	4	2.0	2	0
Gerald Everett	2	1	0.5	2	0
TOTAL	23	174	7.6	27	0

TOP DEFENSE	TOT	SOLO	AST	SCK	YDS	INT
Tremaine Edmunds	11	8	3	1.0	7.0	0
Kevin Byard III	11	7	4	0.0	0.0	0
T.J. Edwards	8	7	1	0.0	0.0	0

FIELD GOALS	FGM/FGA	PERCENT	RESULTS
Cairo Santos	2-2	100.0	53G, 54G
TOTAL	2-2	100.0	

HOUSTON TEXANS

PASSING	ATT	CP	YDS	SK/YD	TD	LG	INT	RTG
C.J. Stroud	36	23	260	3/25	1	28t	0	94.7
TOTAL	36	23	260	3/25	1	28t	0	94.7

RUSHING	ATT	YDS	AVG	LG	TD
Cam Akers	7	32	4.6	13	0
Joe Mixon	9	25	2.8	16	0
Tank Dell	3	16	5.3	18	0
Dare Ogunbowale	2	3	1.5	3	0
C.J. Stroud	1	-1	-1.0	-1	0
TOTAL	22	75	3.4	18	0

RECEIVING	NO	YDS	AVG	LG	TD
Nico Collins	8	135	16.9	28t	1
Stefon Diggs	4	37	9.3	21	0
Joe Mixon	3	25	8.3	9	0
Dalton Schultz	2	21	10.5	16	0
Dare Ogunbowale	2	20	10.0	13	0
Cade Stover	1	18	18.0	18	0
Brevin Jordan	1	4	4.0	4	0
Cam Akers	1	3	3.0	3	0
Tank Dell	1	-3	-3.0	-3	0
TOTAL	23	260	11.3	28t	1

TOP DEFENSE	TOT	SOLO	AST	SCK	YDS	INT
Henry To'o'o'o	13	9	4	1.0	0.0	0
Jalen Pitre	10	8	2	0.0	0.0	0
Azeez Al-Shaair	10	6	4	1.0	0.0	0

FIELD GOALS	FGM/FGA	PERCENT	RESULTS
Ka'im'i Fairbairn	4-4	100.0	56G, 47G, 59G, 53G
TOTAL	4-4	100.0	

Team Statistics

	Bears	Texans
First Downs	15	15
3rd-Down Eff. (Made/Att/Pct)	6/17/35%	4/14/29%
4th-Down Eff. (Made/Att/Pct)	1/2/50%	1/1/100%
Total Net Yards	205	310
Total Plays	66	61
Yards Per Play	3.1	5.1
Rushes/Net Yards	22/71	22/75
Net Passing	134	235
Pass Attempts/Completions	37/23	36/23
Had Intercepted	2	0
Sacked/Yards Lost	7/40	3/25
Punts/Average	6/47.3	6/44.5
Penalties/Yards	9/60	12/115
Fumbles/Lost	0/0	1/1
Possession Time	31:13	28:47



WEEK 3  
Chicago Bears 16, Indianapolis Colts 21  
66,624 Lucas Oil Stadium Sep 22, 2024



Chicago Bears	0	0	3	13	–	16
Indianapolis Colts	0	7	7	7	–	21

SCORING DRIVES

TEAM	QTR	TIME	SCORING PLAY	CHI	IND
Colts	2	08:19	J.Taylor 29 yd. run (M.Gay kick) (3-70, 1:16)	0	7
Bears	3	12:51	C.Santos 53 yd. Field Goal (5-18, 2:01)	3	7
Colts	3	00:21	T.Sermon 1 yd. run (M.Gay kick) (9-80, 5:30)	3	14
Bears	4	08:21	R.Odunze 1 yd. pass from C.Williams (pass failed) (13-70, 7:00)	9	14
Colts	4	05:22	J.Taylor 1 yd. run (M.Gay kick) (4-16, 1:24)	9	21
Bears	4	02:01	C.Kmet 6 yd. pass from C.Williams (C.Santos kick) (12-70, 3:21)	16	21

CHICAGO BEARS

PASSING	ATT	CP	YDS	SK/YD	TD	LG	INT	RTG
Caleb Williams	52	33	363	4/31	2	47	2	80.8
TOTAL	52	33	363	4/31	2	47	2	80.8

RUSHING	ATT	YDS	AVG	LG	TD
Roschon Johnson	8	30	3.8	9	0
D'Andre Swift	13	20	1.5	4	0
Khalil Herbert	4	9	2.3	6	0
Caleb Williams	1	8	8.0	8	0
Rome Odunze	1	2	2.0	2	0
DJ Moore	1	-6	-6.0	-6	0
TOTAL	28	63	2.3	9	0

RECEIVING	NO	YDS	AVG	LG	TD
Cole Kmet	10	97	9.7	19	1
DJ Moore	8	78	9.8	44	0
Rome Odunze	6	112	18.7	47	1
Roschon Johnson	4	32	8.0	11	0
DeAndre Carter	3	22	7.3	9	0
D'Andre Swift	2	22	11.0	11	0
TOTAL	33	363	11.0	47	2

TOP DEFENSE	TOT	SOLO	AST	SCK	YDS	INT
DeMarcus Walker	7	3	4	0.0	0.0	0
Kevin Byard III	6	4	2	0.0	0.0	0
Jaquan Brisker	6	3	3	0.0	0.0	0

FIELD GOALS	FGM/FGA	PERCENT	RESULTS
Cairo Santos	1-2	50.0	56SH, 53G
TOTAL	1-2	50.0	

INDIANAPOLIS COLTS

PASSING	ATT	CP	YDS	SK/YD	TD	LG	INT	RTG
Anthony Richardson Sr.	20	10	167	1/11	0	44	2	39.0
TOTAL	20	10	167	1/11	0	44	2	39.0

RUSHING	ATT	YDS	AVG	LG	TD
Jonathan Taylor	23	110	4.8	29t	2
Anthony Richardson Sr.	8	24	3.0	13	0
Trey Sermon	2	16	8.0	15	1
TOTAL	33	150	4.5	29T	3

RECEIVING	NO	YDS	AVG	LG	TD
Michael Pittman Jr.	4	36	9.0	13	0
Josh Downs	3	22	7.3	13	0
Alec Pierce	1	44	44.0	44	0
Kylen Granson	1	40	40.0	40	0
Jonathan Taylor	1	25	25.0	25	0
TOTAL	10	167	16.7	44	0

TOP DEFENSE	TOT	SOLO	AST	SCK	YDS	INT
Zaire Franklin	14	5	9	0.0	0.0	0
E.J. Speed	12	6	6	0.0	0.0	0
Nick Cross	10	6	4	0.0	0.0	0

FIELD GOALS	FGM/FGA	PERCENT	RESULTS
No Field Goals			

Team Statistics

	Bears	Colts
First Downs	26	15
3rd-Down Eff. (Made/Att/Pct)	9/21/43%	3/12/25%
4th-Down Eff. (Made/Att/Pct)	4/5/80%	0/1/0%
Total Net Yards	395	306
Total Plays	84	54
Yards Per Play	4.7	5.7
Rushes/Net Yards	28/63	33/150
Net Passing	332	156
Pass Attempts/Completions	52/33	20/10
Had Intercepted	2	2
Sacked/Yards Lost	4/31	1/11
Punts/Average	3/42.3	5/49.0
Penalties/Yards	4/25	9/78
Fumbles/Lost	1/1	0/0
Possession Time	35:01	24:59



WEEK 4  
Los Angeles Rams 18, Chicago Bears 24  
59,074 Soldier Field Sep 29, 2024



Los Angeles Rams	3	3	3	9	—	18
Chicago Bears	0	10	7	7	—	24

SCORING DRIVES

TEAM	QTR	TIME	SCORING PLAY	LAR	CHI
Rams	1	04:01	J.Karty 46 yd. Field Goal (13-68, 7:23)	3	0
Rams	2	13:05	J.Karty 37 yd. Field Goal (8-56, 3:51)	6	0
Bears	2	05:42	R.Johnson 1 yd. run (C.Santos kick) (3-16, 1:00)	6	7
Bears	2	00:09	C.Santos 40 yd. Field Goal (8-45, 0:52)	6	10
Rams	3	08:50	J.Karty 25 yd. Field Goal (12-63, 6:10)	9	10
Bears	3	02:37	D.Moore 9 yd. pass from C.Williams (C.Santos kick) (12-74, 6:13)	9	17
Rams	4	14:55	K.Williams 3 yd. run (pass failed) (6-70, 2:42)	15	17
Bears	4	12:26	D.Swift 36 yd. run (C.Santos kick) (5-70, 2:29)	15	24
Rams	4	08:47	J.Karty 52 yd. Field Goal (7-36, 3:39)	18	24

LOS ANGELES RAMS

PASSING	ATT	CP	YDS	SK/YD	TD	LG	INT	RTG
Matthew Stafford	29	20	224	3/21	0	25	1	77.4
TOTAL	29	20	224	3/21	0	25	1	77.4

RUSHING	ATT	YDS	AVG	LG	TD
Kyren Williams	19	94	4.9	14	1
Ronnie Rivers	6	26	4.3	11	0
Matthew Stafford	1	-1	-1.0	-1	0
TOTAL	26	119	4.6	14	1

RECEIVING	NO	YDS	AVG	LG	TD
Jordan Whittington	6	62	10.3	16	0
Tutu Atwell	4	82	20.5	25	0
Colby Parkinson	4	33	8.3	11	0
Kyren Williams	4	10	2.5	5	0
Demarcus Robinson	2	37	18.5	19	0
TOTAL	20	224	11.2	25	0

TOP DEFENSE	TOT	SOLO	AST	SCK	YDS	INT
Christian Rozeboom	11	6	5	0.0	0.0	0
Troy Reeder	7	5	2	0.0	0.0	0
Quentin Lake	6	4	2	1.0	7.0	0

FIELD GOALS	FGM/FGA	PERCENT	RESULTS
Joshua Karty	4-5	80.0	46G, 37G, 43WL, 25G, 52G
TOTAL	4-5	80.0	

CHICAGO BEARS

PASSING	ATT	CP	YDS	SK/YD	TD	LG	INT	RTG
Caleb Williams	23	17	157	3/24	1	27	0	106.6
TOTAL	23	17	157	3/24	1	27	0	106.6

RUSHING	ATT	YDS	AVG	LG	TD
D'Andre Swift	16	93	5.8	36t	1
Roschon Johnson	7	26	3.7	8	1
Caleb Williams	5	12	2.4	7	0
TOTAL	28	131	4.7	36T	2

RECEIVING	NO	YDS	AVG	LG	TD
D'Andre Swift	7	72	10.3	27	0
Cole Kmet	3	34	11.3	22	0
DJ Moore	3	22	7.3	9t	1
Keenan Allen	3	19	6.3	8	0
Rome Odunze	1	10	10.0	10	0
TOTAL	17	157	9.2	27	1

TOP DEFENSE	TOT	SOLO	AST	SCK	YDS	INT
Jaquan Brisker	12	8	4	1.0	9.0	1
T.J. Edwards	9	3	6	0.0	0.0	0
Kevin Byard III	7	5	2	0.0	0.0	0

FIELD GOALS	FGM/FGA	PERCENT	RESULTS
Cairo Santos	1-1	100.0	40G
TOTAL	1-1	100.0	

Team Statistics	Rams	Bears
First Downs	21	17
3rd-Down Eff. (Made/Att/Pct)	5/11/45%	3/9/33%
4th-Down Eff. (Made/Att/Pct)	0/0/0%	0/0/0%
Total Net Yards	322	264
Total Plays	58	54
Yards Per Play	5.6	4.9
Rushes/Net Yards	26/119	28/131
Net Passing	203	133
Pass Attempts/Completions	29/20	23/17
Had Intercepted	1	0
Sacked/Yards Lost	3/21	3/24
Punts/Average	1/67.0	5/55.4
Penalties/Yards	6/44	10/84
Fumbles/Lost	1/1	1/0
Possession Time	31:02	28:58



WEEK 5  
Carolina Panthers 10, Chicago Bears 36  
59,307 Soldier Field Oct 6, 2024



Carolina Panthers	7	0	3	0	–	10
Chicago Bears	7	20	3	6	–	36

SCORING DRIVES

TEAM	QTR	TIME	SCORING PLAY	CAR	CHI
Panthers	1	08:54	C.Hubbard 38 yd. run (E.Pineiro kick) (5-51, 2:45)	7	0
Bears	1	05:44	D.Moore 34 yd. pass from C.Williams (C.Santos kick) (7-70, 3:10)	7	7
Bears	2	10:44	R.Johnson 1 yd. run (C.Santos kick) (13-80, 6:27)	7	14
Bears	2	02:14	D.Swift 1 yd. run (C.Santos kick) (3-44, 0:35)	7	21
Bears	2	00:24	D.Moore 30 yd. pass from C.Williams (kick failed, wr) (5-62, 0:31)	7	27
Bears	3	06:25	C.Santos 33 yd. Field Goal (11-51, 4:37)	7	30
Panthers	3	02:10	E.Pineiro 27 yd. Field Goal (10-61, 4:15)	10	30
Bears	4	04:23	R.Johnson 1 yd. run (pass failed) (5-18, 3:07)	10	36

CAROLINA PANTHERS

PASSING	ATT	CP	YDS	SK/YD	TD	LG	INT	RTG
Andy Dalton	28	18	136	3/20	0	31	1	61.0
Bryce Young	7	4	58	1/2	0	27	0	84.2
TOTAL	35	22	194	4/22	0	31	1	65.7

RUSHING	ATT	YDS	AVG	LG	TD
Chuba Hubbard	13	97	7.5	38t	1
Bryce Young	1	8	8.0	8	0
Diontae Johnson	2	6	3.0	4	0
Miles Sanders	2	6	3.0	4	0
Andy Dalton	1	3	3.0	3	0
TOTAL	19	120	6.3	38t	1

RECEIVING	NO	YDS	AVG	LG	TD
Jalen Coker	4	68	17.0	31	0
Chuba Hubbard	4	-2	-0.5	1	0
Diontae Johnson	3	23	7.7	20	0
Ja'Tavion Sanders	3	13	4.3	10	0
Jonathan Mingo	2	37	18.5	29	0
Miles Sanders	2	27	13.5	27	0
David Moore	2	13	6.5	7	0
Xavier Legette	1	8	8.0	8	0
Tommy Tremble	1	7	7.0	7	0
TOTAL	22	194	8.8	31	0

TOP DEFENSE	TOT	SOLO	AST	SCK	YDS	INT
Trevin Wallace	15	10	5	0.0	0.0	0
Xavier Woods	7	5	2	0.0	0.0	0
Jaycee Horn	6	6	0	0.0	0.0	0

FIELD GOALS	FGM/FGA	PERCENT	RESULTS
Eddy Piñeiro	1-2	50.0	45W/L, 27G
TOTAL	1-2	50.0	

CHICAGO BEARS

PASSING	ATT	CP	YDS	SK/YD	TD	LG	INT	RTG
Caleb Williams	29	20	304	1/8	2	42	0	126.2
TOTAL	29	20	304	1/8	2	42	0	126.2

RUSHING	ATT	YDS	AVG	LG	TD
D'Andre Swift	21	73	3.5	18	1
Caleb Williams	5	34	6.8	11	0
Roschon Johnson	10	25	2.5	8	2
Tyson Bagent	3	-4	-1.3	-1	0
TOTAL	39	128	3.3	18	3

RECEIVING	NO	YDS	AVG	LG	TD
DJ Moore	5	105	21.0	34t	2
Rome Odunze	5	40	8.0	11	0
Cole Kmet	3	57	19.0	26	0
Keenan Allen	3	33	11.0	19	0
D'Andre Swift	2	47	23.5	42	0
Gerald Everett	2	22	11.0	17	0
TOTAL	20	304	15.2	42	2

TOP DEFENSE	TOT	SOLO	AST	SCK	YDS	INT
Kevin Byard III	6	5	1	0.0	0.0	1
Tremaine Edmunds	6	4	2	0.0	0.0	0
T.J. Edwards	6	4	2	0.0	0.0	0

FIELD GOALS	FGM/FGA	PERCENT	RESULTS
Cairo Santos	1-1	100.0	33G
TOTAL	1-1	100.0	

Team Statistics

	Panthers	Bears
First Downs	14	24
3rd-Down Eff. (Made/Att/Pct)	3/12/25%	4/11/36%
4th-Down Eff. (Made/Att/Pct)	1/3/33%	0/1/0%
Total Net Yards	292	424
Total Plays	58	69
Yards Per Play	5.0	6.1
Rushes/Net Yards	19/120	39/128
Net Passing	172	296
Pass Attempts/Completions	35/22	29/20
Had Intercepted	1	0
Sacked/Yards Lost	4/22	1/8
Punts/Average	4/51.5	4/44.5
Penalties/Yards	4/18	5/46
Fumbles/Lost	4/2	0/0
Possession Time	26:12	33:48





WEEK 6  
Jacksonville Jaguars 16, Chicago Bears 35  
61,182 Tottenham Hotspur Stadium Oct 13, 2024



Jacksonville Jaguars	3	0	7	6	–	16
Chicago Bears	0	14	7	14	–	35

SCORING DRIVES

TEAM	QTR	TIME	SCORING PLAY	JAX	CHI
Jaguars	1	04:37	C.Little 30 yd. Field Goal (14-67, 8:12)	3	0
Bears	2	11:07	C.Kmet 31 yd. pass from C.Williams (C.Santos kick) (7-81, 3:46)	3	7
Bears	2	00:13	C.Kmet 2 yd. pass from C.Williams (C.Santos kick) (10-85, 2:55)	3	14
Bears	3	11:22	K.Allen 9 yd. pass from C.Williams (C.Santos kick) (7-41, 3:18)	3	21
Jaguars	3	06:02	G.Davis 21 yd. pass from T.Lawrence (C.Little kick) (11-70, 5:20)	10	21
Bears	4	14:56	K.Allen 3 yd. pass from C.Williams (C.Santos kick) (10-70, 6:06)	10	28
Bears	4	12:29	D.Swift 1 yd. run (C.Santos kick) (3-36, 1:06)	10	35
Jaguars	4	06:58	G.Davis 5 yd. pass from T.Lawrence (pass failed) (17-70, 5:31)	16	35

JACKSONVILLE JAGUARS

PASSING	ATT	CP	YDS	SK/YD	TD	LG	INT	RTG
Trevor Lawrence	35	23	234	3/20	2	24	1	91.8
Mac Jones	1	1	6	1/10	0	6	0	91.7
TOTAL	36	24	240	4/30	2	24	1	92.4

RUSHING	ATT	YDS	AVG	LG	TD
D'Ernest Johnson	6	28	4.7	13	0
Tank Bigsby	7	24	3.4	8	0
Trevor Lawrence	4	17	4.3	10	0
Travis Etienne Jr.	3	-1	-0.3	1	0
TOTAL	20	68	3.4	13	0

RECEIVING	NO	YDS	AVG	LG	TD
Evan Engram	10	102	10.2	24	0
Gabe Davis	5	45	9.0	21t	2
Christian Kirk	3	39	13.0	15	0
Brian Thomas Jr.	3	27	9.0	13	0
D'Ernest Johnson	2	16	8.0	14	0
Brenton Strange	1	11	11.0	11	0
TOTAL	24	240	10.0	24	2

TOP DEFENSE	TOT	SOLO	AST	SCK	YDS	INT
Ventrell Miller	10	8	2	0.0	0.0	0
Devin Lloyd	9	4	5	0.0	0.0	0
Ronald Darby	8	6	2	0.0	0.0	0

FIELD GOALS	FGM/FGA	PERCENT	RESULTS
Cam Little	1-1	100.0	30G
TOTAL	1-1	100.0	

CHICAGO BEARS

PASSING	ATT	CP	YDS	SK/YD	TD	LG	INT	RTG
Caleb Williams	29	23	226	3/5	4	31t	1	124.4
TOTAL	29	23	226	3/5	4	31t	1	124.4

RUSHING	ATT	YDS	AVG	LG	TD
D'Andre Swift	17	91	5.4	19	1
Caleb Williams	4	56	14.0	23	0
Roschon Johnson	5	8	1.6	4	0
Tyson Bagent	3	-3	-1.0	-1	0
TOTAL	29	152	5.2	23	1

RECEIVING	NO	YDS	AVG	LG	TD
Cole Kmet	5	70	14.0	31t	2
Keenan Allen	5	41	8.2	11	2
D'Andre Swift	4	28	7.0	19	0
DJ Moore	4	20	5.0	9	0
Rome Odunze	2	40	20.0	28	0
Roschon Johnson	2	25	12.5	17	0
Marcedes Lewis	1	2	2.0	2	0
TOTAL	23	226	9.8	31t	4

TOP DEFENSE	TOT	SOLO	AST	SCK	YDS	INT
Jaylon Jones	10	9	1	0.0	0.0	0
Kyler Gordon	7	5	2	0.0	0.0	0
Kevin Byard III	7	4	3	0.0	0.0	0

FIELD GOALS	FGM/FGA	PERCENT	RESULTS
Cairo Santos	0-1	0.0	43B
TOTAL	0-1	0.0	

Team Statistics	Jaguars	Bears
First Downs	17	25
3rd-Down Eff. (Made/Att/Pct)	7/15/47%	5/11/45%
4th-Down Eff. (Made/Att/Pct)	2/2/100%	1/1/100%
Total Net Yards	278	373
Total Plays	60	61
Yards Per Play	4.6	6.1
Rushes/Net Yards	20/68	29/152
Net Passing	210	221
Pass Attempts/Completions	36/24	29/23
Had Intercepted	1	1
Sacked/Yards Lost	4/30	3/5
Punts/Average	4/48.3	2/61.5
Penalties/Yards	8/43	2/10
Fumbles/Lost	2/1	1/0
Possession Time	29:20	30:40



WEEK 8  
Chicago Bears 15, Washington Commanders 18  
64,704 🍷 Northwest Stadium 🍷 Oct 27, 2024



Chicago Bears	0	0	7	8	–	15
Washington Commanders	6	3	3	6	–	18

SCORING DRIVES

TEAM	QTR	TIME	SCORING PLAY	CHI	WAS
Commanders	1	08:51	A.Seibert 27 yd. Field Goal (9-56, 4:12) (4-76, 0:25) (4-76, 0:25)	0	3
Commanders	1	01:04	A.Seibert 30 yd. Field Goal (12-79, 4:59)	0	6
Commanders	2	05:24	A.Seibert 28 yd. Field Goal (7-31, 3:01)	0	9
Commanders	3	05:48	A.Seibert 47 yd. Field Goal (7-12, 3:50)	0	12
Bears	3	00:43	D.Swift 56 yd. run (C.Santos kick) (2-59, 0:46)	7	12
Bears	4	00:23	R.Johnson 1 yd. run (C.Williams-C.Kmet pass) (10-62, 3:56)	15	12
Commanders	4	00:00	N.Brown 52 yd. pass from J.Daniels	15	18

CHICAGO BEARS

PASSING	ATT	CP	YDS	SK/YD	TD	LG	INT	RTG
Caleb Williams	24	10	131	3/26	0	27	0	59.5
TOTAL	24	10	131	3/26	0	27	0	59.5

RUSHING	ATT	YDS	AVG	LG	TD
D'Andre Swift	18	129	7.2	56t	1
Caleb Williams	9	47	5.2	13	0
Rome Odunze	2	13	6.5	8	0
DJ Moore	2	7	3.5	9	0
Roschon Johnson	2	6	3.0	5	1
TOTAL	33	202	6.1	56t	2

RECEIVING	NO	YDS	AVG	LG	TD
Rome Odunze	3	41	13.7	16	0
Keenan Allen	2	39	19.5	22	0
DJ Moore	2	27	13.5	27	0
Cole Kmet	1	14	14.0	14	0
DeAndre Carter	1	7	7.0	7	0
Gerald Everett	1	3	3.0	3	0
TOTAL	10	131	13.1	27	0

TOP DEFENSE	TOT	SOLO	AST	SCK	YDS	INT
Tremaine Edmunds	10	4	6	0.0	0.0	0
Tyrique Stevenson	9	7	2	0.0	0.0	0
DeMarcus Walker	8	1	7	0.0	0.0	0

FIELD GOALS	FGM/FGA	PERCENT	RESULTS
No Field Goals			

WASHINGTON COMMANDERS

PASSING	ATT	CP	YDS	SK/YD	TD	LG	INT	RTG
Jayden Daniels	38	21	326	2/13	1	61	0	92.7
TOTAL	38	21	326	2/13	1	61	0	92.7

RUSHING	ATT	YDS	AVG	LG	TD
Brian Robinson Jr.	16	65	4.1	19	0
Jayden Daniels	8	52	6.5	13	0
Austin Ekeler	7	52	7.4	29	0
Jeremy McNichols	1	-1	-1.0	-1	0
TOTAL	32	168	5.3	29	0

RECEIVING	NO	YDS	AVG	LG	TD
Zach Ertz	7	77	11.0	20	0
Terry McLaurin	5	125	25.0	61	0
Noah Brown	3	73	24.3	52t	1
Austin Ekeler	2	6	3.0	5	0
John Bates	1	20	20.0	20	0
Brian Robinson Jr.	1	11	11.0	11	0
Luke McCaffrey	1	8	8.0	8	0
Dyami Brown	1	6	6.0	6	0
TOTAL	21	326	15.5	61	1

TOP DEFENSE	TOT	SOLO	AST	SCK	YDS	INT
Quan Martin	10	9	1	0.0	0.0	0
Bobby Wagner	7	5	2	0.0	0.0	0
Frankie Luvu	6	4	2	0.0	0.0	0

FIELD GOALS	FGM/FGA	PERCENT	RESULTS
Austin Seibert	4-5	80.0	27G, 30G, 28G, 47G, 51SH
TOTAL	4-5	80.0	

Team Statistics

	Bears	Commanders
First Downs	15	23
3rd-Down Eff. (Made/Att/Pct)	2/12/17%	5/15/33%
4th-Down Eff. (Made/Att/Pct)	0/1/0%	0/0/0%
Total Net Yards	307	481
Total Plays	60	72
Yards Per Play	5.1	6.7
Rushes/Net Yards	33/202	32/168
Net Passing	105	313
Pass Attempts/Completions	24/10	38/21
Had Intercepted	0	0
Sacked/Yards Lost	3/26	2/13
Punts/Average	7/48.7	5/42.8
Penalties/Yards	8/60	5/30
Fumbles/Lost	1/1	1/0
Possession Time	27:44	32:16



WEEK 9  
Chicago Bears 9, Arizona Cardinals 29  
64,609 State Farm Stadium Nov 3, 2024



Chicago Bears	0	9	0	0	-	9
Arizona Cardinals	7	14	3	5	-	29

SCORING DRIVES

TEAM	QTR	TIME	SCORING PLAY	CHI	ARI
Cardinals	1	00:46	T.McBride 2 yd. run (C.Ryland kick) (5-41, 2:37)	0	7
Bears	2	11:51	C.Santos 29 yd. Field Goal (11-69, 3:55)	3	7
Bears	2	09:10	C.Santos 53 yd. Field Goal (6-11, 1:52)	6	7
Cardinals	2	03:14	T.Benson 1 yd. run (C.Ryland kick) (12-70, 5:56)	6	14
Bears	2	00:26	C.Santos 53 yd. Field Goal (10-35, 2:48)	9	14
Cardinals	2	00:04	E.Demercao 53 yd. run (C.Ryland kick) (4-70, 0:22)	9	21
Cardinals	3	04:53	C.Ryland 29 yd. Field Goal (13-69, 7:54)	9	24
Cardinals	4	14:02	C.Ryland 55 yd. Field Goal (4-3, 0:53)	9	27
Cardinals	4	07:54	Penalty on D.Swift enforced in end zone for a Safety	9	29

CHICAGO BEARS

PASSING	ATT	CP	YDS	SK/YD	TD	LG	INT	RTG
Caleb Williams	41	22	217	6/45	0	44	0	68.9
TOTAL	41	22	217	6/45	0	44	0	68.9

RUSHING	ATT	YDS	AVG	LG	TD
D'Andre Swift	16	51	3.2	13	0
Roschon Johnson	3	13	4.3	7	0
Caleb Williams	4	5	1.3	2	0
TOTAL	23	69	3.0	13	0

RECEIVING	NO	YDS	AVG	LG	TD
D'Andre Swift	6	31	5.2	7	0
Rome Odunze	5	104	20.8	44	0
Keenan Allen	4	36	9.0	13	0
DJ Moore	4	33	8.3	16	0
Roschon Johnson	2	8	4.0	5	0
Gerald Everett	1	5	5.0	5	0
TOTAL	22	217	9.9	44	0

TOP DEFENSE	TOT	SOLO	AST	SCK	YDS	INT
Tyrique Stevenson	7	5	2	0.0	0.0	0
Elijah Hicks	7	4	3	0.0	0.0	0
Kevin Byard III	7	3	4	1.0	3.0	0

FIELD GOALS	FGM/FGA	PERCENT	RESULTS
Cairo Santos	3-3	100.0	29G, 53G, 53G
TOTAL	3-3	100.0	

ARIZONA CARDINALS

PASSING	ATT	CP	YDS	SK/YD	TD	LG	INT	RTG
Kyle Murray	20	13	154	3/17	0	23	0	88.3
TOTAL	20	13	154	3/17	0	23	0	88.3

RUSHING	ATT	YDS	AVG	LG	TD
James Conner	18	107	5.9	16	0
Emari Demercao	4	59	14.8	53t	1
Trey Benson	8	37	4.6	17	1
Kyle Murray	2	6	3.0	6	0
Deelay Dallas	1	2	2.0	2	0
Trey McBride	1	2	2.0	2t	1
TOTAL	34	213	6.3	53t	3

RECEIVING	NO	YDS	AVG	LG	TD
Trey McBride	3	35	11.7	15	0
James Conner	3	12	4.0	8	0
Marvin Harrison Jr.	2	34	17.0	21	0
Elijah Higgins	2	34	17.0	23	0
Emari Demercao	2	21	10.5	12	0
Trey Benson	1	18	18.0	18	0
TOTAL	13	154	11.8	23	0

TOP DEFENSE	TOT	SOLO	AST	SCK	YDS	INT
Budda Baker	12	10	2	0.0	0.0	0
Starling Thomas V	6	6	0	0.0	0.0	0
Zaven Collins	6	2	4	2.0	20.0	0

FIELD GOALS	FGM/FGA	PERCENT	RESULTS
Chad Ryland	2-2	100.0	29G, 55G
TOTAL	2-2	100.0	

Team Statistics

	Bears	Cardinals
First Downs	16	18
3rd-Down Eff. (Made/Att/Pct)	3/14/21%	5/13/38%
4th-Down Eff. (Made/Att/Pct)	2/4/50%	0/1/0%
Total Net Yards	241	350
Total Plays	70	57
Yards Per Play	3.4	6.1
Rushes/Net Yards	23/69	34/213
Net Passing	172	137
Pass Attempts/Completions	41/22	20/13
Had Intercepted	0	0
Sacked/Yards Lost	6/45	3/17
Punts/Average	4/54.5	4/46.8
Penalties/Yards	6/33	2/15
Fumbles/Lost	1/0	2/2
Possession Time	31:01	28:59



WEEK 10  
New England Patriots 19, Chicago Bears 3  
58,912 Soldier Field Nov 10, 2024



New England Patriots	3	10	0	6	—	19
Chicago Bears	0	3	0	0	—	3

SCORING DRIVES

TEAM	QTR	TIME	SCORING PLAY	NE	CHI
Patriots	1	06:19	J.Slye 30 yd. Field Goal (11-54, 5:26)	3	0
Bears	2	07:17	C.Santos 33 yd. Field Goal (12-50, 4:41)	3	3
Patriots	2	01:46	J.Polk 2 yd. pass from D.Maye (J.Slye kick) (10-70, 5:31)	10	3
Patriots	2	00:00	J.Slye 37 yd. Field Goal (5-41, 0:35)	13	3
Patriots	4	07:30	J.Slye 25 yd. Field Goal (10-47, 6:03)	16	3
Patriots	4	02:17	J.Slye 33 yd. Field Goal (7-31, 2:37)	19	3

NEW ENGLAND PATRIOTS

PASSING	ATT	CP	YDS	SK/YD	TD	LG	INT	RTG
Drake Maye	25	15	184	1/0	1	28	1	79.4
TOTAL	25	15	184	1/0	1	28	1	79.4

RUSHING	ATT	YDS	AVG	LG	TD
Rhamondre Stevenson	20	74	3.7	11	0
Antonio Gibson	5	26	5.2	10	0
Drake Maye	4	24	6.0	19	0
JaMycal Hasty	6	20	3.3	6	0
TOTAL	35	144	4.1	19	0

RECEIVING	NO	YDS	AVG	LG	TD
DeMario Douglas	4	50	12.5	17	0
Kayshon Boutte	4	47	11.8	23	0
Austin Hooper	3	64	21.3	28	0
Hunter Henry	1	14	14.0	14	0
JaMycal Hasty	1	4	4.0	4	0
Rhamondre Stevenson	1	3	3.0	3	0
Ja'Lynn Polk	1	2	2.0	2t	1
TOTAL	15	184	12.3	28	1

TOP DEFENSE	TOT	SOLO	AST	SCK	YDS	INT
Jahlani Tavai	8	6	2	1.0	7.0	0
Jeremiah Pharms Jr.	5	4	1	1.0	3.0	0
Jonathan Jones	5	3	2	0.0	0.0	0

FIELD GOALS	FGM/FGA	PERCENT	RESULTS
Joey Slye	4-4	100.0	30G, 37G, 25G, 33G
TOTAL	4-4	100.0	

CHICAGO BEARS

PASSING	ATT	CP	YDS	SK/YD	TD	LG	INT	RTG
Caleb Williams	30	16	120	9/51	0	18	0	63.2
TOTAL	30	16	120	9/51	0	18	0	63.2

RUSHING	ATT	YDS	AVG	LG	TD
D'Andre Swift	16	59	3.7	9	0
Caleb Williams	2	15	7.5	10	0
DJ Moore	1	3	3.0	3	0
Roschon Johnson	1	-4	-4.0	-4	0
TOTAL	20	73	3.7	10	0

RECEIVING	NO	YDS	AVG	LG	TD
Keenan Allen	5	44	8.8	12	0
DJ Moore	3	24	8.0	18	0
Rome Odunze	3	23	7.7	11	0
Cole Kmet	2	13	6.5	7	0
D'Andre Swift	1	6	6.0	6	0
DeAndre Carter	1	5	5.0	5	0
Roschon Johnson	1	5	5.0	5	0
TOTAL	16	120	7.5	18	0

TOP DEFENSE	TOT	SOLO	AST	SCK	YDS	INT
T.J. Edwards	12	7	5	0.0	0.0	1
Kevin Byard III	11	5	6	0.0	0.0	0
Elijah Hicks	6	4	2	0.0	0.0	0

FIELD GOALS	FGM/FGA	PERCENT	RESULTS
Cairo Santos	1-1	100.0	33G
TOTAL	1-1	100.0	

Team Statistics	Patriots	Bears
First Downs	16	11
3rd-Down Eff. (Made/Att/Pct)	5/14/36%	1/14/7%
4th-Down Eff. (Made/Att/Pct)	1/1/100%	2/4/50%
Total Net Yards	328	142
Total Plays	61	59
Yards Per Play	5.4	2.4
Rushes/Net Yards	35/144	20/73
Net Passing	184	69
Pass Attempts/Completions	25/15	30/16
Had Intercepted	1	0
Sacked/Yards Lost	1/0	9/51
Punts/Average	5/57.0	8/41.9
Penalties/Yards	7/40	5/25
Fumbles/Lost	2/0	0/0
Possession Time	32:28	27:32



WEEK 11  
Green Bay Packers 20, Chicago Bears 19  
59,419 Soldier Field Nov 17, 2024



Green Bay Packers	7	0	7	6	–	20
Chicago Bears	3	7	9	0	–	19

SCORING DRIVES

TEAM	QTR	TIME	SCORING PLAY	GB	CHI
Packers	1	11:15	J.Reed 15 yd. pass from J.Love (B.McManus Kick) (8-70, 3:45)	7	0
Bears	1	07:49	C.Santos 53 yd. Field Goal (8-34, 3:26)	7	3
Bears	2	00:07	R.Johnson 1 yd. run (C.Santos kick) (13-76, 5:42)	7	10
Bears	3	10:17	C.Santos 27 yd. Field Goal (10-61, 4:43)	7	13
Packers	3	06:34	J.Jacobs 7 yd. run (B.McManus kick) (6-70, 3:43)	14	13
Bears	3	00:31	D.Swift 39 yd. run (pass failed) (11-78, 6:03)	14	19
Packers	4	02:59	J.Love 1 yd. run (run failed) (4-78, 1:18)	20	19

GREEN BAY PACKERS

PASSING	ATT	CP	YDS	SK/YD	TD	LG	INT	RTG
Jordan Love	17	13	261	1/1	1	60	1	113.0
TOTAL	17	13	261	1/1	1	60	1	113.0

RUSHING	ATT	YDS	AVG	LG	TD
Josh Jacobs	18	76	4.2	12	1
Jordan Love	4	18	4.5	13	1
Emanuel Wilson	2	17	8.5	13	0
Jayden Reed	1	-5	-5.0	-5	0
TOTAL	25	106	4.2	13	2

RECEIVING	NO	YDS	AVG	LG	TD
Christian Watson	4	150	37.5	60	0
Josh Jacobs	4	58	14.5	23	0
Jayden Reed	2	23	11.5	15t	1
Chris Brooks	2	13	6.5	9	0
Romeo Doubs	1	17	17.0	17	0
TOTAL	13	261	20.1	60	1

TOP DEFENSE	TOT	SOLO	AST	SCK	YDS	INT
Xavier McKinney	9	6	3	0.0	0.0	0
Carrington Valentine	9	4	5	0.0	0.0	0
Javon Bullard	8	6	2	0.0	0.0	0

FIELD GOALS	FGM/FGA	PERCENT	RESULTS
No Field Goals			

CHICAGO BEARS

PASSING	ATT	CP	YDS	SK/YD	TD	LG	INT	RTG
Caleb Williams	31	23	231	3/19	0	25	0	95.0
TOTAL	31	23	231	3/19	0	25	0	95.0

RUSHING	ATT	YDS	AVG	LG	TD
D'Andre Swift	14	71	5.1	39t	1
Caleb Williams	9	70	7.8	16	0
Roschon Johnson	10	33	3.3	7	1
DJ Moore	1	5	5.0	5	0
TOTAL	34	179	5.3	39T	2

RECEIVING	NO	YDS	AVG	LG	TD
DJ Moore	7	62	8.9	16	0
Rome Odunze	6	65	10.8	21	0
Keenan Allen	4	41	10.3	17	0
Cole Kmet	3	42	14.0	25	0
D'Andre Swift	2	13	6.5	8	0
Roschon Johnson	1	8	8.0	8	0
TOTAL	23	231	10.0	25	0

TOP DEFENSE	TOT	SOLO	AST	SCK	YDS	INT
Kevin Byard III	9	4	5	0.0	0.0	0
Tremaine Edmunds	7	1	6	0.0	0.0	0
T.J. Edwards	6	5	1	0.0	0.0	0

FIELD GOALS	FGM/FGA	PERCENT	RESULTS
Cairo Santos	2-3	66.7	53G, 27G, 46B
TOTAL	2-3	66.7	

Team Statistics	Packers	Bears
First Downs	19	23
3rd-Down Eff. (Made/Att/Pct)	1/5/20%	9/16/56%
4th-Down Eff. (Made/Att/Pct)	0/1/0%	3/3/100%
Total Net Yards	366	391
Total Plays	43	68
Yards Per Play	8.5	5.8
Rushes/Net Yards	25/106	34/179
Net Passing	260	212
Pass Attempts/Completions	17/13	31/23
Had Intercepted	1	0
Sacked/Yards Lost	1/1	3/19
Punts/Average	1/47.0	2/41.5
Penalties/Yards	3/25	7/50
Fumbles/Lost	0/0	0/0
Possession Time	23:39	36:21



WEEK 12  
Minnesota Vikings 30, Chicago Bears 27 (OT)  
57,659 Soldier Field Nov 24, 2024



Minnesota Vikings	0	14	10	3	3	—	30
Chicago Bears	7	3	0	17	0	—	27

SCORING DRIVES

TEAM	QTR	TIME	SCORING PLAY	MIN	CHI
Bears	1	00:53	R.Johnson 1 yd. run (C.Santos kick) (7-79, 4:17)	0	7
Vikings	2	14:54	J.Addison 2 yd. pass from S.Darnold (J.Romo kick) (3-67, 0:59)	7	7
Vikings	2	06:29	J.Nailor 5 yd. pass from S.Darnold (J.Romo kick) (6-53, 2:57)	14	7
Bears	2	00:00	C.Santos 49 yd. Field Goal (10-49, 3:09)	14	10
Vikings	3	12:40	J.Romo 40 yd. Field Goal (5-55, 2:20)	17	10
Vikings	3	01:22	A.Jones 2 yd. run (J.Romo kick) (5-15, 2:47)	24	10
Bears	4	07:22	D.Moore 10 yd. pass from C.Williams (pass failed) (10-64, 4:45)	24	16
Vikings	4	01:56	J.Romo 26 yd. Field Goal (11-63, 5:26)	27	16
Bears	4	00:22	K.Allen 1 yd. pass from C.Williams (C.Williams-D.Moore pass) (8-40, 1:34)	27	24
Bears	4	00:00	C.Santos 48 yd. Field Goal (3-27, 0:22)	27	27
Vikings	OT	02:10	J.Romo 29 yd. Field Goal (10-68, 5:29)	30	27

MINNESOTA VIKINGS

PASSING	ATT	CP	YDS	SK/YD	TD	LG	INT	RTG
Sam Darnold	34	22	330	3/16	2	69	0	116.1
Nick Mullens	1	1	14	0/0	0	14	0	118.8
TOTAL	35	23	344	3/16	2	69	0	118.8

RUSHING	ATT	YDS	AVG	LG	TD
Aaron Jones Sr.	22	106	4.8	41	1
Cam Akers	3	19	6.3	15	0
Sam Darnold	2	-1	-0.5	1	0
TOTAL	27	124	4.6	41	1

RECEIVING	NO	YDS	AVG	LG	TD
Jordan Addison	8	162	20.3	69	1
T.J. Hockenson	7	114	16.3	34	0
Aaron Jones Sr.	3	23	7.7	14	0
Justin Jefferson	2	27	13.5	20	0
Johnny Mundt	1	7	7.0	7	0
Cam Akers	1	6	6.0	6	0
Jalen Nailor	1	5	5.0	5t	1
TOTAL	23	344	15.0	69	2

TOP DEFENSE	TOT	SOLO	AST	SCK	YDS	INT
Harrison Smith	11	9	2	0.0	0.0	0
Byron Murphy Jr.	8	5	3	0.0	0.0	0
Joshua Metellus	7	3	4	0.0	0.0	0

FIELD GOALS	FGM/FGA	PERCENT	RESULTS
Parker Romo	3-3	100.0	40G, 26G, 29G
TOTAL	3-3	100.0	

CHICAGO BEARS

PASSING	ATT	CP	YDS	SK/YD	TD	LG	INT	RTG
Caleb Williams	47	32	340	3/20	2	40	0	103.1
DJ Moore	1	0	0	0/0	0	0	0	39.6
TOTAL	48	32	340	3/20	2	40	0	101.0

RUSHING	ATT	YDS	AVG	LG	TD
Caleb Williams	6	33	5.5	10	0
D'Andre Swift	13	30	2.3	8	0
DJ Moore	1	13	13.0	13	0
Roschon Johnson	2	2	1.0	1t	1
TOTAL	22	78	3.5	13	1

RECEIVING	NO	YDS	AVG	LG	TD
Keenan Allen	9	86	9.6	40	1
DJ Moore	7	106	15.1	37	1
Cole Kmet	7	64	9.1	20	0
Rome Odunze	5	39	7.8	14	0
D'Andre Swift	3	35	11.7	30	0
Roschon Johnson	1	10	10.0	10	0
TOTAL	32	340	10.6	40	2

TOP DEFENSE	TOT	SOLO	AST	SCK	YDS	INT
Kevin Byard III	13	11	2	0.0	0.0	0
Tremaine Edmunds	9	5	4	0.0	0.0	0
T.J. Edwards	9	3	6	0.0	0.0	0

FIELD GOALS	FGM/FGA	PERCENT	RESULTS
Cairo Santos	2-3	66.7	48B, 49G, 48G
TOTAL	2-3	66.7	

Team Statistics

	Vikings	Bears
First Downs	22	20
3rd-Down Eff. (Made/Att/Pct)	6/13/46%	6/17/35%
4th-Down Eff. (Made/Att/Pct)	0/1/0%	2/3/67%
Total Net Yards	452	398
Total Plays	65	73
Yards Per Play	7.0	5.5
Rushes/Net Yards	27/124	22/78
Net Passing	328	320
Pass Attempts/Completions	35/23	48/32
Had Intercepted	0	0
Sacked/Yards Lost	3/16	3/20
Punts/Average	4/41.8	6/48.7
Penalties/Yards	5/45	7/80
Fumbles/Lost	1/1	2/1
Possession Time	33:26	34:24



WEEK 13  
Chicago Bears 20, Detroit Lions 23  
64,275 🍷 Ford Field 🍷 Nov 28, 2024



Chicago Bears	0	0	7	13	–	20
Detroit Lions	3	13	7	0	–	23

SCORING DRIVES

TEAM	QTR	TIME	SCORING PLAY	CHI	DET
Lions	1	07:06	J.Bates 30 yd. Field Goal (15-58, 7:54)	0	3
Lions	2	14:55	S.LaPorta 3 yd. pass from J.Goff (J.Bates kick) (10-90, 5:33)	0	10
Lions	2	07:15	J.Bates 36 yd. Field Goal (11-56, 5:26)	0	13
Lions	2	03:11	J.Bates 48 yd. Field Goal (9-39, 3:02)	0	16
Bears	3	09:47	K.Allen 31 yd. pass from C.Williams (C.Santos kick) (9-74, 5:13)	7	16
Lions	3	02:43	S.LaPorta 1 yd. pass from J.Goff (J.Bates kick) (11-78, 7:04)	7	23
Bears	4	13:40	K.Allen 9 yd. pass from C.Williams (pass failed) (8-70, 4:03)	13	23
Bears	4	05:36	D.Moore 31 yd. pass from C.Williams (C.Santos kick) (8-65, 3:06)	20	23

CHICAGO BEARS

PASSING	ATT	CP	YDS	SK/YD	TD	LG	INT	RTG
Caleb Williams	39	20	256	5/33	3	31t	0	97.8
TOTAL	39	20	256	5/33	3	31t	0	97.8

RUSHING	ATT	YDS	AVG	LG	TD
D'Andre Swift	11	39	3.5	12	0
Caleb Williams	4	39	9.8	13	0
TOTAL	15	78	5.2	13	0

RECEIVING	NO	YDS	AVG	LG	TD
DJ Moore	8	97	12.1	31t	1
Keenan Allen	5	73	14.6	31t	2
Cole Kmet	3	26	8.7	14	0
D'Andre Swift	2	35	17.5	29	0
Rome Odunze	2	25	12.5	19	0
TOTAL	20	256	12.8	31t	3

TOP DEFENSE	TOT	SOLO	AST	SCK	YDS	INT
Kevin Byard III	10	5	5	0.0	0.0	0
Jonathan Owens	8	2	6	0.0	0.0	0
Gervon Dexter Sr.	7	3	4	1.0	9.0	0

FIELD GOALS	FGM/FGA	PERCENT	RESULTS
No Field Goals			

DETROIT LIONS

PASSING	ATT	CP	YDS	SK/YD	TD	LG	INT	RTG
Jared Goff	34	21	221	1/9	2	30	0	100.2
Penei Sewell	0	0	0	1/1	0	0	0	0.0
TOTAL	34	21	221	2/10	2	30	0	100.2

RUSHING	ATT	YDS	AVG	LG	TD
David Montgomery	21	88	4.2	13	0
Jahmyr Gibbs	9	87	9.7	28	0
Jameson Williams	2	18	9.0	15	0
Jared Goff	1	1	1.0	1	0
TOTAL	33	194	5.9	28	0

RECEIVING	NO	YDS	AVG	LG	TD
Amon-Ra St. Brown	5	73	14.6	29	0
Jameson Williams	5	28	5.6	8	0
David Montgomery	3	36	12.0	19	0
Sam LaPorta	3	6	2.0	3t	2
Tim Patrick	2	48	24.0	30	0
Jahmyr Gibbs	2	17	8.5	13	0
Brock Wright	1	13	13.0	13	0
TOTAL	21	221	10.5	30	2

TOP DEFENSE	TOT	SOLO	AST	SCK	YDS	INT
Brian Branch	6	5	1	0.0	0.0	0
Khalil Dorsey	5	4	1	0.0	0.0	0
Malcolm Rodriguez	5	2	3	0.0	0.0	0

FIELD GOALS	FGM/FGA	PERCENT	RESULTS
Jake Bates	3-4	75.0	30G, 36G, 48G, 45WR
TOTAL	3-4	75.0	

Team Statistics	Bears	Lions
First Downs	17	25
3rd-Down Eff. (Made/Att/Pct)	7/15/47%	5/14/36%
4th-Down Eff. (Made/Att/Pct)	0/2/0%	1/1/100%
Total Net Yards	301	405
Total Plays	59	69
Yards Per Play	5.1	5.9
Rushes/Net Yards	15/78	33/194
Net Passing	223	211
Pass Attempts/Completions	39/20	34/21
Had Intercepted	0	0
Sacked/Yards Lost	5/33	2/10
Punts/Average	4/55.8	2/50.0
Penalties/Yards	8/78	6/79
Fumbles/Lost	0/0	2/1
Possession Time	24:46	35:14



WEEK 14  
Chicago Bears 13, San Francisco 49ers 38  
71,662 🍷 Levi's Stadium 🍷 Dec 8, 2024



Chicago Bears	0	0	6	7	–	13
San Francisco 49ers	14	10	0	14	–	38

SCORING DRIVES

TEAM	QTR	TIME	SCORING PLAY	CHI	SF
49ers	1	12:20	J.Jennings 7 yd. pass from B.Purdy (J.Moody kick) (5-70, 2:40)	0	7
49ers	1	01:39	I.Guerendo 1 yd. run (J.Moody kick) (4-64, 2:11)	0	14
49ers	2	07:41	J.Jennings 16 yd. pass from B.Purdy (J.Moody kick) (12-71, 7:24)	0	21
49ers	2	01:50	J.Moody 23 yd. Field Goal (9-69, 3:44)	0	24
Bears	3	05:56	R.Odunze 4 yd. pass from C.Williams (pass failed) (16-70, 9:04)	6	24
49ers	4	14:57	I.Guerendo 4 yd. run (J.Moody kick) (5-62, 2:43)	6	31
Bears	4	11:48	R.Odunze 14 yd. pass from C.Williams (C.Santos kick) (6-60, 3:09)	13	31
49ers	4	05:15	P.Taylor 3 yd. run (J.Moody kick) (13-70, 6:33)	13	38

CHICAGO BEARS

PASSING	ATT	CP	YDS	SK/YD	TD	LG	INT	RTG
Caleb Williams	23	17	134	7/46	2	17	0	116.9
Tyson Bagent	1	1	6	0/0	0	6	0	91.7
TOTAL	24	18	140	7/46	2	17	0	116.7

RUSHING	ATT	YDS	AVG	LG	TD
D'Andre Swift	14	38	2.7	8	0
Caleb Williams	4	27	6.8	10	0
Darrynton Evans	3	3	1.0	4	0
TOTAL	21	68	3.2	10	0

RECEIVING	NO	YDS	AVG	LG	TD
DJ Moore	6	49	8.2	14	0
Rome Odunze	4	42	10.5	17	2
Keenan Allen	3	30	10.0	14	0
Travis Homer	3	11	3.7	6	0
Collin Johnson	1	6	6.0	6	0
D'Andre Swift	1	2	2.0	2	0
TOTAL	18	140	7.8	17	2

TOP DEFENSE	TOT	SOLO	AST	SCK	YDS	INT
T.J. Edwards	10	6	4	1.0	4.0	0
Tremaine Edmunds	8	3	5	0.0	0.0	0
Kyler Gordon	7	5	2	0.0	0.0	0

FIELD GOALS	FGM/FGA	PERCENT	RESULTS
No Field Goals			

SAN FRANCISCO 49ERS

PASSING	ATT	CP	YDS	SK/YD	TD	LG	INT	RTG
Brock Purdy	25	20	325	1/4	2	39	0	145.4
Brandon Allen	1	0	0	0/0	0	0	1	0.0
TOTAL	26	20	325	1/4	2	39	1	127.9

RUSHING	ATT	YDS	AVG	LG	TD
Isaac Guerendo	15	78	5.2	30	2
Patrick Taylor Jr.	7	25	3.6	7	1
Deebo Samuel Sr.	5	13	2.6	8	0
Brock Purdy	5	11	2.2	5	0
Ke'Shawn Vaughn	2	4	2.0	3	0
TOTAL	34	131	3.9	30	3

RECEIVING	NO	YDS	AVG	LG	TD
Jauan Jennings	7	90	12.9	39	2
George Kittle	6	151	25.2	33	0
Isaac Guerendo	2	50	25.0	27	0
Deebo Samuel Sr.	2	22	11.0	20	0
Ricky Pearsall	1	5	5.0	5	0
Eric Saubert	1	4	4.0	4	0
Kyle Juszczyk	1	3	3.0	3	0
TOTAL	20	325	16.3	39	2

TOP DEFENSE	TOT	SOLO	AST	SCK	YDS	INT
De'Vondre Campbell Sr.	7	6	1	0.0	0.0	0
Charvarius Ward	5	4	1	0.0	0.0	0
Talanoa Hufanga	5	2	3	0.0	0.0	0

FIELD GOALS	FGM/FGA	PERCENT	RESULTS
Jake Moody	1-1	100.0	23G
TOTAL	1-1	100.0	

Team Statistics	Bears	49ers
First Downs	14	22
3rd-Down Eff. (Made/Att/Pct)	4/10/40%	6/12/50%
4th-Down Eff. (Made/Att/Pct)	0/0/0%	2/2/100%
Total Net Yards	162	452
Total Plays	52	61
Yards Per Play	3.1	7.4
Rushes/Net Yards	21/68	34/131
Net Passing	94	321
Pass Attempts/Completions	24/18	26/20
Had Intercepted	0	1
Sacked/Yards Lost	7/46	1/4
Punts/Average	6/52.7	2/46.0
Penalties/Yards	2/30	7/31
Fumbles/Lost	1/1	0/0
Possession Time	28:12	31:48





WEEK 15  
Chicago Bears 12, Minnesota Vikings 30  
67,017 U.S. Bank Stadium Dec 16, 2024



Chicago Bears	0	0	3	9	-	12
Minnesota Vikings	10	3	7	10	-	30

SCORING DRIVES

TEAM	QTR	TIME	SCORING PLAY	CHI	MIN
Vikings	1	12:04	W.Reichard 52 yd. Field Goal (4-5, 0:53)	0	3
Vikings	1	05:04	J.Jefferson 7 yd. pass from S.Darnold (W.Reichard kick) (5-39, 2:30)	0	10
Vikings	2	00:04	W.Reichard 31 yd. Field Goal (13-58, 2:31)	0	13
Bears	3	07:02	C.Santos 29 yd. Field Goal (9-47, 3:38)	3	13
Vikings	3	01:38	A.Jones 1 yd. run (W.Reichard kick) (12-70, 5:24)	3	20
Bears	4	13:00	C.Santos 39 yd. Field Goal (10-49, 3:38)	6	20
Vikings	4	10:14	C.Akers 1 yd. run (W.Reichard kick) (7-70, 2:46)	6	27
Bears	4	05:19	K.Allen 16 yd. pass from C.Williams (pass failed) (6-27, 0:54)	12	27
Vikings	4	01:12	W.Reichard 46 yd. Field Goal (7-14, 4:07)	12	30

CHICAGO BEARS

PASSING	ATT	CP	YDS	SK/YD	TD	LG	INT	RTG
Caleb Williams	31	18	191	2/25	1	29	0	86.9
Tyson Bagent	1	1	5	0/0	0	5	0	87.5
TOTAL	32	19	196	2/25	1	29	0	87.5

RUSHING	ATT	YDS	AVG	LG	TD
D'Andre Swift	19	79	4.2	17	0
DJ Moore	3	24	8.0	9	0
Travis Homer	3	7	2.3	4	0
Caleb Williams	4	3	0.8	2	0
TOTAL	29	113	3.9	17	0

RECEIVING	NO	YDS	AVG	LG	TD
DJ Moore	8	46	5.8	14	0
Keenan Allen	6	82	13.7	26	1
Rome Odunze	2	39	19.5	29	0
Cole Kmet	1	14	14.0	14	0
D'Andre Swift	1	10	10.0	10	0
Tyler Scott	1	5	5.0	5	0
TOTAL	19	196	10.3	29	1

TOP DEFENSE	TOT	SOLO	AST	SCK	YDS	INT
T.J. Edwards	8	5	3	1.0	8.0	0
Tremaine Edmunds	7	6	1	0.0	0.0	0
Jonathan Owens	6	6	0	0.0	0.0	0

FIELD GOALS	FGM/FGA	PERCENT	RESULTS
Cairo Santos	2-2	100.0	29G, 39G
TOTAL	2-2	100.0	

MINNESOTA VIKINGS

PASSING	ATT	CP	YDS	SK/YD	TD	LG	INT	RTG
Sam Darnold	40	24	231	2/16	1	21	1	74.1
TOTAL	40	24	231	2/16	1	21	1	74.1

RUSHING	ATT	YDS	AVG	LG	TD
Aaron Jones Sr.	18	86	4.8	14	1
Cam Akers	10	24	2.4	11	1
Ty Chandler	1	4	4.0	4	0
TOTAL	29	114	3.9	14	2

RECEIVING	NO	YDS	AVG	LG	TD
Justin Jefferson	7	73	10.4	21	1
Jordan Addison	7	63	9.0	16	0
T.J. Hockenson	5	52	10.4	16	0
Aaron Jones Sr.	2	20	10.0	17	0
Brandon Powell	1	12	12.0	12	0
Trent Sherfield Sr.	1	6	6.0	6	0
Jalen Nailor	1	5	5.0	5	0
TOTAL	24	231	9.6	21	1

TOP DEFENSE	TOT	SOLO	AST	SCK	YDS	INT
Joshua Metellus	10	8	2	0.0	0.0	0
Blake Cashman	8	7	1	0.0	0.0	0
Jonathan Greenard	6	3	3	1.0	16.0	0

FIELD GOALS	FGM/FGA	PERCENT	RESULTS
Will Reichard	3-3	100.0	52G, 31G, 46G
TOTAL	3-3	100.0	

Team Statistics

	Bears	Vikings
First Downs	16	24
3rd-Down Eff. (Made/Att/Pct)	1/12/8%	7/14/50%
4th-Down Eff. (Made/Att/Pct)	1/3/33%	0/1/0%
Total Net Yards	284	329
Total Plays	63	71
Yards Per Play	4.5	4.6
Rushes/Net Yards	29/113	29/114
Net Passing	171	215
Pass Attempts/Completions	32/19	40/24
Had Intercepted	0	1
Sacked/Yards Lost	2/25	2/16
Punts/Average	3/47.3	3/34.7
Penalties/Yards	9/93	10/56
Fumbles/Lost	1/1	0/0
Possession Time	30:06	29:54



WEEK 16  
Detroit Lions 34, Chicago Bears 17  
56,539 🍷 Soldier Field 🍷 Dec 22, 2024



Detroit Lions	13	14	7	0	–	34
Chicago Bears	0	14	3	0	–	17

SCORING DRIVES

TEAM	QTR	TIME	SCORING PLAY	DET	CHI
Lions	1	09:35	J.Bates 30 yd. Field Goal (9-55, 4:14)	3	0
Lions	1	05:34	J.Gibbs 1 yd. run (J.Bates kick) (7-36, 2:53)	10	0
Lions	1	00:02	J.Bates 34 yd. Field Goal (7-44, 3:26)	13	0
Lions	2	12:49	Ja.Williams 82 yd. pass from J.Goff (J.Bates kick) (2-93, 0:43)	20	0
Bears	2	06:31	C.Kmet 1 yd. pass from C.Williams (C.Santos kick) (14-70, 6:18)	20	7
Lions	2	00:58	A.St. Brown 8 yd. pass from J.Goff (J.Bates kick) (11-70, 5:33)	27	7
Bears	2	00:39	K.Allen 45 yd. pass from C.Williams (C.Santos kick) (3-70, 0:19)	27	14
Lions	3	12:18	S.LaPorta 21 yd. pass from J.Goff (J.Bates kick) (5-79, 2:42)	34	14
Bears	3	06:03	C.Santos 30 yd. Field Goal (10-58, 6:15)	34	17

DETROIT LIONS

PASSING	ATT	CP	YDS	SK/YD	TD	LG	INT	RTG
Jared Goff	32	23	336	1/7	3	82t	0	137.0
TOTAL	32	23	336	1/7	3	82t	0	137.0

RUSHING	ATT	YDS	AVG	LG	TD
Jahmyr Gibbs	23	109	4.7	12	1
Craig Reynolds	4	18	4.5	11	0
Jermar Jefferson	3	13	4.3	5	0
Jameson Williams	1	7	7.0	7	0
Jared Goff	1	-1	-1.0	-1	0
TOTAL	32	146	4.6	12	1

RECEIVING	NO	YDS	AVG	LG	TD
Amon-Ra St. Brown	6	70	11.7	28	1
Jameson Williams	5	143	28.6	82t	1
Jahmyr Gibbs	4	45	11.3	23	0
Sam LaPorta	4	43	10.8	21t	1
Sione Vaki	2	20	10.0	12	0
Jermar Jefferson	1	10	10.0	10	0
Craig Reynolds	1	5	5.0	5	0
TOTAL	23	336	14.6	82t	3

TOP DEFENSE	TOT	SOLO	AST	SCK	YDS	INT
Brian Branch	12	10	2	0.0	0.0	0
Amik Robertson	8	5	3	0.0	0.0	0
Jack Campbell	7	4	3	0.0	0.0	0

FIELD GOALS	FGM/FGA	PERCENT	RESULTS
Jake Bates	2-3	66.7	30G, 34G, 65SH
TOTAL	2-3	66.7	

CHICAGO BEARS

PASSING	ATT	CP	YDS	SK/YD	TD	LG	INT	RTG
Caleb Williams	40	26	334	2/11	2	45t	0	107.7
TOTAL	40	26	334	2/11	2	45t	0	107.7

RUSHING	ATT	YDS	AVG	LG	TD
Caleb Williams	6	34	5.7	13	0
D'Andre Swift	9	20	2.2	7	0
Roschon Johnson	1	3	3.0	3	0
DJ Moore	1	2	2.0	2	0
TOTAL	17	59	3.5	13	0

RECEIVING	NO	YDS	AVG	LG	TD
Keenan Allen	9	141	15.7	45t	1
DJ Moore	7	68	9.7	25	0
Rome Odunze	4	77	19.3	30	0
D'Andre Swift	3	33	11.0	13	0
Cole Kmet	2	9	4.5	8	1
Gerald Everett	1	6	6.0	6	0
TOTAL	26	334	12.8	45t	2

TOP DEFENSE	TOT	SOLO	AST	SCK	YDS	INT
Jonathan Owens	8	7	1	0.0	0.0	0
T.J. Edwards	8	5	3	0.0	0.0	0
Kevin Byard III	7	4	3	0.0	0.0	0

FIELD GOALS	FGM/FGA	PERCENT	RESULTS
Cairo Santos	1-1	100.0	30G
TOTAL	1-1	100.0	

Team Statistics

	Lions	Bears
First Downs	27	19
3rd-Down Eff. (Made/Att/Pct)	7/12/58%	2/10/20%
4th-Down Eff. (Made/Att/Pct)	0/1/0%	3/4/75%
Total Net Yards	475	382
Total Plays	65	59
Yards Per Play	7.3	6.5
Rushes/Net Yards	32/146	17/59
Net Passing	329	323
Pass Attempts/Completions	32/23	40/26
Had Intercepted	0	0
Sacked/Yards Lost	1/7	2/11
Punts/Average	1/47.0	3/40.3
Penalties/Yards	7/55	10/70
Fumbles/Lost	0/0	3/2
Possession Time	31:29	28:31



WEEK 17  
Seattle Seahawks 6, Chicago Bears 3  
56,346 🍷 Soldier Field 🍷 Dec 26, 2024



Seattle Seahawks .....	3	3	0	0	-	6
Chicago Bears .....	0	3	0	0	-	3

SCORING DRIVES

TEAM	QTR	TIME	SCORING PLAY	SEA	CHI
Seahawks	1	08:59	J.Myers 27 yd. Field Goal (11-71, 6:01)	3	0
Bears	2	02:32	C.Santos 42 yd. Field Goal (13-67, 7:47)	3	3
Seahawks	2	00:21	J.Myers 50 yd. Field Goal (8-38, 2:11)	6	3

SEATTLE SEAHAWKS

PASSING	ATT	CP	YDS	SK/YD	TD	LG	INT	RTG
Geno Smith	23	17	160	3/17	0	23	0	92.7
TOTAL	23	17	160	3/17	0	23	0	92.7

RUSHING	ATT	YDS	AVG	LG	TD
Zach Charbonnet	15	57	3.8	11	0
Kenny McIntosh	7	46	6.6	25	0
Geno Smith	3	19	6.3	16	0
TOTAL	25	122	4.9	25	0

RECEIVING	NO	YDS	AVG	LG	TD
Noah Fant	4	43	10.8	15	0
DK Metcalf	3	42	14.0	23	0
Jaxon Smith-Njigba	3	32	10.7	19	0
Tyler Lockett	3	20	6.7	15	0
Zach Charbonnet	3	19	6.3	11	0
Pharaoh Brown	1	4	4.0	4	0
TOTAL	17	160	9.4	23	0

TOP DEFENSE	TOT	SOLO	AST	SCK	YDS	INT
Devon Witherspoon	6	6	0	1.0	0.0	0
Coby Bryant	6	3	3	0.0	0.0	0
Ernest Jones IV	6	2	4	0.0	0.0	0

FIELD GOALS	FGM/FGA	PERCENT	RESULTS
Jason Myers	2-2	100.0	27G, 50G
TOTAL	2-2	100.0	

CHICAGO BEARS

PASSING	ATT	CP	YDS	SK/YD	TD	LG	INT	RTG
Caleb Williams	28	16	122	7/46	0	24	1	53.0
TOTAL	28	16	122	7/46	0	24	1	53.0

RUSHING	ATT	YDS	AVG	LG	TD
D'Andre Swift	12	53	4.4	12	0
Caleb Williams	5	37	7.4	16	0
DJ Moore	2	8	4.0	11	0
Roschon Johnson	4	5	1.3	3	0
TOTAL	23	103	4.5	16	0

RECEIVING	NO	YDS	AVG	LG	TD
DJ Moore	6	54	9.0	18	0
Keenan Allen	5	25	5.0	16	0
D'Andre Swift	4	28	7.0	24	0
Rome Odunze	1	15	15.0	15	0
TOTAL	16	122	7.6	24	0

TOP DEFENSE	TOT	SOLO	AST	SCK	YDS	INT
T.J. Edwards	6	5	1	0.0	0.0	0
Tremaine Edmunds	6	4	2	0.0	0.0	0
Kyler Gordon	6	3	3	0.0	0.0	0

FIELD GOALS	FGM/FGA	PERCENT	RESULTS
Cairo Santos	1-1	100.0	42G
TOTAL	1-1	100.0	

Team Statistics	Seahawks	Bears
First Downs	12	11
3rd-Down Eff. (Made/Att/Pct)	5/13/38%	5/15/33%
4th-Down Eff. (Made/Att/Pct)	0/0/0%	1/2/50%
Total Net Yards	265	179
Total Plays	51	58
Yards Per Play	5.2	3.1
Rushes/Net Yards	25/122	23/103
Net Passing	143	76
Pass Attempts/Completions	23/17	28/16
Had Intercepted	0	1
Sacked/Yards Lost	3/17	7/46
Punts/Average	6/48.0	7/46.7
Penalties/Yards	3/25	4/23
Fumbles/Lost	3/1	2/0
Possession Time	29:40	30:20



WEEK 18  
Chicago Bears 24, Green Bay Packers 22  
77,862 🍷 Lambeau Field 🍷 Jan 5, 2025



Chicago Bears	7	7	0	10	-	24
Green Bay Packers	3	10	0	9	-	22

SCORING DRIVES

TEAM	QTR	TIME	SCORING PLAY	CHI	GB
Bears	1	06:34	J.Blackwell 94 yd. punt return (C.Santos kick)	7	0
Packers	1	02:24	B.McManus 37 yd. Field Goal (8-52, 4:10)	7	3
Bears	2	14:17	D.Swift 4 yd. run (C.Santos kick) (3-21, 0:45)	14	3
Packers	2	11:12	J.Jacobs 9 yd. run (B.McManus kick) (7-63, 3:05)	14	10
Packers	2	01:57	B.McManus 30 yd. Field Goal (11-68, 5:28)	14	13
Bears	4	10:02	D.Moore 32 yd. pass from C.Williams (C.Santos kick) (8-61, 4:53)	21	13
Packers	4	04:28	Em.Wilson 21 yd. run (pass failed) (4-51, 1:30)	21	19
Packers	4	00:54	B.McManus 55 yd. Field Goal (4-6, 0:55)	21	22
Bears	4	00:00	C.Santos 51 yd. Field Goal (6-47, 0:54)	24	22

CHICAGO BEARS

PASSING	ATT	CP	YDS	SK/YD	TD	LG	INT	RTG
Caleb Williams	29	21	148	1/7	1	32t	0	95.2
Keenan Allen	1	0	0/0	0/0	0	1	0	0
TOTAL	30	21	148	1/7	1	32T	1	78.2

RUSHING	ATT	YDS	AVG	LG	TD
D'Andre Swift	20	65	3.3	14	1
Caleb Williams	3	10	3.3	4	0
DJ Moore	1	5	5.0	5	0
Roschon Johnson	2	3	1.5	7	0
TOTAL	26	83	3.2	14	1

RECEIVING	NO	YDS	AVG	LG	TD
DJ Moore	9	86	9.6	32t	1
Roschon Johnson	5	16	3.2	7	0
Keenan Allen	3	25	8.3	13	0
Rome Odunze	2	18	9.0	15	0
Cole Kmet	2	3	1.5	7	0
TOTAL	21	148	7.0	32T	1

TOP DEFENSE	TOT	SOLO	AST	SCK	YDS	INT
Kevin Byard III	14	9	5	1.0	14.0	0
Tremaine Edmunds	9	4	5	0.0	0.0	0
Tyrique Stevenson	8	4	4	0.0	0.0	0

FIELD GOALS	FGM/FGA	PERCENT	RESULTS
Cairo Santos	1-1	100.0	51G
TOTAL	1-1	100.0	

GREEN BAY PACKERS

PASSING	ATT	CP	YDS	SK/YD	TD	LG	INT	RTG
Malik Willis	13	10	136	3/21	0	41	0	109.8
Jordan Love	12	7	69	0/0	0	19	0	74.7
TOTAL	25	17	205	3/21	0	41	0	92.9

RUSHING	ATT	YDS	AVG	LG	TD
Emanuel Wilson	14	73	5.2	21t	1
Chris Brooks	8	59	7.4	23	0
Josh Jacobs	6	44	7.3	12	1
Jayden Reed	3	3	1.0	4	0
Malik Willis	1	3	3.0	3	0
Bo Melton	1	1	1.0	1	0
TOTAL	33	183	5.5	23	2

RECEIVING	NO	YDS	AVG	LG	TD
Dontayvion Wicks	5	49	9.8	16	0
Tucker Kraft	4	36	9.0	20	0
Malik Heath	3	53	17.7	41	0
Jayden Reed	2	48	24.0	31	0
Luke Musgrave	1	19	19.0	19	0
Josh Jacobs	1	2	2.0	2	0
Emanuel Wilson	1	-2	-2.0	-2	0
TOTAL	17	205	12.1	41	0

TOP DEFENSE	TOT	SOLO	AST	SCK	YDS	INT
Edgerrin Cooper	7	4	3	0.0	0.0	0
Keisean Nixon	6	5	1	0.0	0.0	0
Javon Bullard	5	2	3	0.0	0.0	0

FIELD GOALS	FGM/FGA	PERCENT	RESULTS
Brandon McManus	3-3	100.0	37G, 30G, 55G
TOTAL	3-3	100.0	

Team Statistics

	Bears	Packers
First Downs	16	20
3rd-Down Eff. (Made/Att/Pct)	7/14/50%	3/10/30%
4th-Down Eff. (Made/Att/Pct)	1/1/100%	0/1/0%
Total Net Yards	224	367
Total Plays	57	61
Yards Per Play	3.9	6.0
Rushes/Net Yards	26/83	33/183
Net Passing	141	184
Pass Attempts/Completions	30/21	25/17
Had Intercepted	1	0
Sacked/Yards Lost	1/7	3/21
Punts/Average	6/42.3	3/44.3
Penalties/Yards	7/45	5/45
Fumbles/Lost	2/1	4/2
Possession Time	29:04	30:56

WON 5, LOST 12				
09/08	W	24-17	Tennessee	59,403
09/15	L	13-19	at Houston	71,412
09/22	L	16-21	at Indianapolis	66,624
09/29	W	24-18	L.A. Rams	59,074
10/06	W	36-10	Carolina	59,307
10/13	W	35-16	Jacksonville	61,182
10/27	L	15-18	at Washington	64,704
11/03	L	9-29	at Arizona	64,609
11/10	L	9-19	New England	58,912
11/17	L	19-20	Green Bay	59,419
11/24	L	27-30 (OT)	Minnesota	57,659
11/28	L	20-23	at Detroit	64,275
12/08	L	13-38	at San Francisco	71,692
12/16	L	12-30	at Minnesota	67,017
12/22	L	17-34	Detroit	56,539
12/26	L	9-16	Seattle	56,346
01/05	W	24-22	at Green Bay	77,862

2024 TEAM STATISTICS				
		CHI	OPP.	
FIRST DOWNS	Rushing	296	326	
	Passing	172	177	
	Penalty	27	20	
	Third Down-Made/Att	76/231	80/213	
	Third Down Efficiency	32.9%	37.6%	
	Fourth Down-Made/Att	23/38	9/19	
	Fourth Down Efficiency	60.5%	47.4%	
TOTAL NET YARDS	Avg. Per Game	4,880	4,022	
	Total Plays	283.5	354.2	
	Avg. Per Play	1.065	1.028	
NET YARDS RUSHING	Avg. Per Game	4.5	3.8	
	Total Rushes	102.0	136.3	
	Avg. Per Rush	4.31	4.85	
		4.0	4.8	
NET YARDS PASSING	Avg. Per Game	3,086	3,705	
	Sacked/Yards Lost	181.5	217.9	
	Gross Yards	68/466	40/254	
	Attempts/Completions	3,552	3,959	
PUNTS/AVERAGE	Attempts/Completions	566/353	503/325	
	Pct. of Completion	62.4%	64.6%	
	Had Intercepted	7	11	
PUNT RETURN/AVG.	Net Punting Average	82/47.7	60/48.5	
		416	40.4	
		24/12.7	41/10.3	
KICKOFF RETURN/AVG.	Kickoff Return/Avg.	27/28.4	31/27.5	
		117.9	78.6	
		110/867	107/794	
PENALTIES/YARDS	Fumbles/Ball Lost	19/9	24/13	
	Touchdowns	36	37	
	Rushing	13	20	
EXTRA POINTS/ATTEMPTS	Passing	20	17	
	Returns	3	0	
		25/26	32/32	
TWO POINT CONVERSION ATT.	Field Goals/Attempts	3/10	0/4	
	Avg. Time of Possession	20/25	36/43	
		22:58	30:04	

SCORE BY PERIODS	01	02	03	04	0T	PTS
TEAM	27	100	62	121	0	310
OPPONENTS	92	127	64	84	3	370

SCORING	TD	RU	PA	RT	K-PAT	FG	2PT	S	PTS
C. Santos	0	0	0	0	25/26	21/25	0	0	88
K. Allen	7	7	7	0	0/0	0/0	0	0	42
D. Moore	6	6	6	0	0/0	0/0	1	0	38
D. Swift	6	6	6	0	0/0	0/0	1	0	38
R. Johnson	6	6	0	0	0/0	0/0	1	0	36
C. Kmet	4	0	4	0	0/0	0/0	1	0	26
R. Oduzue	3	0	3	0	0/0	0/0	0	0	18
J. Blackwell	1	0	0	1	0/0	0/0	0	0	6
K. Herbert	1	1	0	0	0/0	0/0	0	0	6
J. Owens	1	0	0	1	0/0	0/0	0	0	6
T. Stevenson	1	0	0	1	0/0	0/0	0	0	6
TEAM	36	13	20	3	25/26	21/25	3	0	310
OPPONENTS	37	20	17	0	32/32	38/43	0	0	370

RUSHING	NO.	YDS	AVG	LONG	TD
D. Swift	253	959	3.8	58	6
C. Williams	81	469	6.0	24	0
R. Johnson	55	150	2.7	9	0
D. Moore	14	75	5.4	14	0
T. Homer	6	23	3.8	6	0
K. Herbert	8	16	2.0	6	1
R. Oduzue	3	15	5.0	8	0
V. Jones Jr.	2	11	5.5	6	0
D. Evans	3	3	1.0	4	0
T. Bagent	6	-7	-1.2	-1	0
TEAM	481	1,734	4.0	58	13
OPPONENTS	485	2,317	4.8	53	20

RECEIVING	TAR	NO.	YDS	AVG	LONG	TD
D. Moore	110	58	316	8.3	74	6
K. Allen	121	70	744	10.6	45f	7
R. Oduzue	101	54	734	13.6	47	3
C. Kmet	55	47	474	10.1	31f	4
D. Swift	52	42	386	9.2	42	0
R. Johnson	20	16	104	6.5	17	0
D. Carter	14	9	72	8.0	14	0
G. Everett	13	8	36	4.5	17	0
T. Homer	3	3	11	3.7	6	0
C. Johnson	2	1	6	6.0	6	0
K. Herbert	2	2	4	2.0	2	0
V. Jones Jr.	1	1	8	8.0	8	0
T. Scott	1	1	5	5.0	5	0
M. Lewis	1	1	5	2.0	2	0
TEAM	526	353	3,562	10.1	47	17
OPPONENTS	473	324	3,961	12.2	82f	20

INTERCEPTIONS	NO.	YDS	AVG	LONG	TD
T. Stevenson	2	43	21.5	43f	1
J. Johnson	2	11	5.5	9	0
T. Smith	1	23	23.0	23	0
J. Blackwell	1	10	10.0	10	0
J. Brisker	1	0	0.0	0	0
K. Byard III	1	0	0.0	0	0
T. Edmunds	1	0	0.0	0	0
T. Edwards	1	0	0.0	0	0
J. Owens	1	0	0.0	0	0
TEAM	11	87	7.9	43f	1
OPPONENTS	7	80	8.6	22	0

FUMBLES	FUM	LSY	FF	REC	TD
C. Williams	10	5	0	4	0
D. Carter	1	1	0	0	0
V. Jones Jr.	1	1	0	0	0
D. Moore	1	1	0	1	0
R. Oduzue	2	1	0	0	0
K. Allen	1	0	0	1	0
T. Jenkins	0	0	0	2	0
M. Pryor	0	0	0	1	0
C. Shelton	1	0	0	0	0
D. Swift	2	0	0	0	0
TEAM	18	8	0	8	0
OPPONENTS	24	13	0	4	0

PUNTING	NO.	YDS	AVG	NET	TD	IN	LG	B
T. Taylor	82	3,911	47.7	41.6	4	34	68	0
TEAM	82	3,911	47.7	41.6	4	34	68	0
OPPONENTS	60	2,910	48.5	40.4	5	27	75	2

PUNT RETURNS	RET	FC	YDS	AVG	LONG	TD
D. Carter	17	5	158	9.3	38	0
J. Blackwell	7	3	146	20.9	94f	1
TEAM	24	12	304	12.7	94f	1
OPPONENTS	41	23	422	10.3	27	0

KICKOFF RETURNS	NO.	YDS	AVG	LONG	TD
D. Carter	15	473	31.9	67	0
T. Scott	8	207	25.9	36	0
T. Homer	1	29	29.0	29	0
K. Herbert	1	28	28.0	28	0
J. Blackwell	1	25	25.0	22	0
V. Jones Jr.	1	0	0.0	0	0
TEAM	27	768	28.4	67	0
OPPONENTS	31	853	27.5	43	0

FIELD GOALS	FG	ATTEMPTS	YDS	AVG	LONG	TD
C. Santos	0/0	0/4	0/4	0/0	0	0
TEAM	0/0	4/4	4/4	5/8	8/8	0
OPPONENTS	0/0	10/10	13/13	7/10	8/10	0

C. Santos: (24G, 50G, 48G) (53G, 54G) (56SH, 53G) (40G) (33G) (43B) (-) (29G, 53G, 53G) (33G) (53G, 27G, 46B) (48B, 49G, 48G) (-) (-) (29G, 39G) (30G) (42G) (51G)  
 OPP: (40G) (56G, 47G, 58G, 53G) (46G, 37G, 43W, 25G, 32G) (45W, 27G) (30G) (27G, 30G, 28G, 47G, 51SH) (29G, 55G) (30G, 37G, 25G, 33G) (40G, 26G, 29G) (30G, 36G, 48G, 45WR) (23G) (52G, 31G, 46G) (30G, 34G, 65SH) (27G, 50G) (37G, 30G, 55G)

2-PT Conv: D. Swift 1, C. Kmet 1, D. Moore 1, D. Swift 0-4, OPP 0-4

SACKS: M. Sweat 5.5, G. Dexter Sr. 5.0, T. Edwards 4.0, D. Walker 3.5, C. Williams 3.0, D. Taylor 3.0, J. Martin 3.0, B. Cowart 2.5, K. Byard III 2.0, J. Sanborn 1.5, A. Bookser 1.5, A. Billings 1.0, J. Edwards 1.0, J. Brisker 1.0, Z. Pickens 1.0, A. Ogbornemiga 1.0, K. Gordon 0.5, TM 40.0, OPP 57.0, FUMBLE: C. Williams 10.5, R. Oduzue 2.1, V. Jones Jr. 1.1, K. Allen 1.0, C. Shelton 1.0, TM 19.9, OPP 24.13

PASSING	ATT	CMP	YDS	CMP%	YDS/ATT	TD	YDS	INT	INT%	LONG	SACK	LOST	RATING
C. Williams	562	351	3,541	62.5	6.3	20	3.6	6	1.1	47	68	468	87.8
T. Bagent	2	2	11	100.0	5.5	0	0.0	0	0.0	6	0	0	89.6
D. Moore	1	0	0	0.0	0.0	0	0.0	0	0.0	0	0	0	39.6
K. Allen	1	0	0	0.0	0.0	0	0.0	1	100.0	0	0	0	---
TEAM	566	353	3,552	62.4	6.3	20	3.5	7	1.2	47	68	468	86.8
OPPONENTS	503	325	3,959	64.6	7.9	17	3.4	11	2.2	82f	40	254	90.9

2024 REGULAR SEASON CHICAGO BEARS DEFENSIVE STATS (THROUGH WEEK 18)											
POS.	PLAYER	TKL.	AST.	TOTAL	TFL	SACKS/YDS.	PR	FR	FF	INT./YDS.	PD
S	K. Byard III	80	50	130	5	2.0/17.0	2	2	1	1/0	7
LB	T. Edwards	79	50	129	12	4.0/24.0	6	2	1	1/0	3
LB	T. Edmunds	60	50	110	3	1.0/7.0	3	0	1	1/0	8
CB/PR	T. Stevenson	50	25	75	1	0.0/0.0	0	0	1	2/43	12
DB	K. Gordon	48	27	75	4	0.5/3.5	2	3	1	0/0	5
CB	J. Johnson	42	11	53	7	0.0/0.0	0	0	1	2/11	8
DT	G. Dexter Sr.	23	28	51	4	5.0/37.0	19	2	0	0/0	1
DE	D. Walker	25	22	47	7	3.5/19.5	16	0	0	0/0	0
S	J. Owens	28	18	46	1	0.0/0.0	0	2	1	1/0	2
S	J. Brisker	23	17	40	3	1.0/9.0	1	0	1	1/0	2
S	E. Hicks	20	13	33	0	0.0/0.0	0	2	0	0/0	2
DE	D. Taylor	20	12	32	3	3.0/25.0	9	0	2	0/0	2
DE	M. Sweat	18	14	32	9	5.5/38.0	12	0	2	0/0	2
LB	J. Sanborn	14	17	31	2	1.5/8.5	2	0	0	0/0	3
DT	B. Cowart	14	12	26	5	2.5/4.0	4	0	0	0/0	0
DT	C. Williams	17	6	23	3	3.0/26.0	7	0	0	0/0	0
DE	A. Booker	13	7	20	3	1.5/2.5	4	0	0	0/0	0
DT	Z. Pickens	8	11	19	1	1.0/7.0	2	0	0	0/0	0
CB	T. Smith	14	1	15	1	0.0/0.0	0	0	0	1/23	4
DE	J. Martin	9	5	14	3	3.0/6.0	6	0	0	0/0	1
DT	A. Billings	9	4	13	2	1.0/10.0	3	0	1	0/0	0
CB	J. Jones	9	1	10	0	0.0/0.0	0	0	0	0/0	2
DL	J. Ford	3	6	9	1	0.0/0.0	0	0	0	0/0	0
DE	D. Robinson	4	3	7	0	0.0/0.0	1	0	0	0/0	0
DB/KR/PR	J. Blackwell	5	1	6	0	0.0/0.0	0	0	0	1/10	2
LB	A. Ogbongbemiga	2	0	2	1	1.0/10.0	1	0	0	0/0	0
	R. Steward	1	0	1	0	0.0/0.0	0	0	1	0/0	0
DE	D. Hardy	0	1	1	0	0.0/0.0	0	0	0	0/0	0
BEARS TOTALS		638	412	1,050	81	40.0/254.0	100	13	14	11/87	66
OPP. TOTALS		642	372	1,014	107	67.0/458.0	111	8	9	7/60	53

Ast.=Assist, TFL=Tackle for a Loss, PR=Pressures, Int.=Interception, FR=Fumble Recovery, FF=Forced Fumble, PD=Pass Defense

2024 BEARS SPECIAL TEAMS					DEFENSIVE STATS BY RANK									
POS.	PLAYER	TKL.	AST.	COMB.	SACKS		INTERCEPTIONS		TACKLES FOR LOSS		PASSES DEFENSED		PRESSURES	
					PLAYER	NO.	PLAYER	NO.	PLAYER	NO.	PLAYER	NO.	PLAYER	NO.
DE	Hardy, Daniel	7	4	11	M. Sweat	5.5	J. Johnson	2	T. Edwards	12	T. Stevenson	12	G. Dexter Sr.	19
LB	Ogbongbemiga, Amen	5	6	11	G. Dexter Sr.	5.0	T. Stevenson	2	M. Sweat	9	T. Edmunds	8	D. Walker	16
S	Moore, Tarvarius	7	0	7	T. Edwards	4.0	J. Blackwell	1	J. Johnson	7	J. Johnson	8	M. Sweat	12
DB/KR/PR	Blackwell, Josh	5	2	7	D. Walker	3.5	J. Brisker	1	D. Walker	7	K. Byard III	7	D. Taylor	9
S	Hicks, Elijah	4	3	7	J. Martin	3.0	K. Byard III	1	K. Byard III	5	K. Gordon	5	C. Williams	7
RB/KR	Homer, Travis	3	3	6	D. Taylor	3.0	T. Edmunds	1	B. Cowart	5	T. Smith	4	T. Edwards	6
CB	Jones, Jaylon	4	1	5	C. Williams	3.0	T. Edwards	1	G. Dexter Sr.	4	T. Edwards	3	J. Martin	6
LS	Daly, Scott	3	2	5	B. Cowart	2.5	J. Owens	1	K. Gordon	4	J. Sanborn	3	A. Booker	4
WR	Johnson, Collin	3	2	5	K. Byard III	2.0	T. Smith	1	A. Booker	3	J. Blackwell	2	B. Cowart	4
LB	Sanborn, Jack	3	1	4	A. Booker	1.5			J. Brisker	3	J. Brisker	2	A. Billings	3
LB	Sewell, Noah	3	1	4	J. Sanborn	1.5			T. Edmunds	3	E. Hicks	2	T. Edmunds	3
CB	Smith, Terrell	0	4	4	A. Billings	1.0			J. Martin	3	J. Jones	2	K. Byard III	2
S	Owens, Jonathan	2	1	3	J. Brisker	1.0			D. Taylor	3	J. Owens	2	K. Gordon	2
CB/PR	Stevenson, Tyrique	1	2	3	T. Edmunds	1.0			C. Williams	3	M. Sweat	2	Z. Pickens	2
S	Colbert, Adrian	1	1	2	A. Ogbongbemiga	1.0			A. Billings	2	D. Taylor	2	J. Sanborn	2
RB	Herbert, Khalil	1	1	2	Z. Pickens	1.0			J. Sanborn	2	G. Dexter Sr.	1	J. Brisker	1
FB	Blasingame, Khari	1	0	1	K. Gordon	0.5			J. Ford	1	J. Martin	1	A. Ogbongbemiga	1
DE	Booker, Austin	1	0	1					A. Ogbongbemiga	1			D. Robinson	1
LG	Jenkins, Teven	1	0	1					J. Owens	1				
RB	Johnson, Roschon	1	0	1					Z. Pickens	1				
WR/KR	Scott, Tyler	1	0	1					T. Smith	1				
DE	Martin, Jacob	0	1	1					T. Stevenson	1				
TOTALS		57	35	92										

BEARS 2024 REGULAR SEASON SCORING DRIVES											
DATE	OPPONENT	ACQUIRED	DRIVE START	PLAYS	YARDS	Q	TIME	FIRST DOWNS	SCORING PLAY	CHI	OPP
09/08	Tennessee	Kickoff	TEN 34	9	28	Q2	3:17	2	C. Santos: 24-yard FG	3	17
		Punt	CHI 24	11	44	Q3	3:59	3	Q4: C. Santos: 50-yard FG	13	17
		Fumble	TEN 31	4	1	Q4	1:52	0	C. Santos: 48-yard FG	16	17
09/15	at Houston	Kickoff	CHI 23	11	42	Q1	6:29	3	C. Santos: 53-yard FG	3	3
		Punt	HOU 49	8	49	Q2	3:10	3	K. Herbert: 2-yard run	10	13
		Fumble	CHI 3	12	61	Q4	3:37	3	C. Santos: 54-yard FG	13	19
09/22	at Indianapolis	Interception	CHI 48	5	18	Q3	2:01	1	C. Santos: 53-yard FG	3	7
		Kickoff	CHI 30	13	70	Q3	7:00	6	Q4: R. Odunze: 1-yard pass from C. Williams	9	14
		Kickoff	CHI 30	12	70	Q4	3:21	4	C. Kmet: 6-yard pass from C. Williams	16	21
09/29	L.A. Rams	Fumble	LAR 16	3	16	Q2	1:00	2	R. Johnson: 1-yard run	7	6
		Missed FG	CHI 33	8	45	Q2	0:52	2	C. Santos: 40-yard FG	10	6
		Kickoff	CHI 26	12	74	Q3	6:13	5	D. Moore: 9-yard pass from C. Williams	17	9
		Kickoff	CHI 30	5	70	Q4	2:29	3	D. Swift: 36-yard run	24	15
10/06	Carolina	Kickoff	CHI 30	7	70	Q1	3:10	4	D. Moore: 34-yard pass from C. Williams	7	7
		Punt	CHI 20	13	80	Q1	6:27	6	Q2: R. Johnson: 1-yard run	14	7
		Fumble	CAR 44	3	44	Q2	0:35	2	D. Swift: 1-yard run	21	7
		Downs	CHI 38	5	62	Q2	0:31	2	D. Moore: 30-yard pass from C. Williams	27	7
		Interception	CHI 34	11	51	Q3	4:37	4	C. Santos: 33-yard FG	30	7
		Fumble	CAR 18	5	18	Q4	3:07	3	R. Johnson: 1-yard run	36	10
10/13	Jacksonville	Punt	CHI 19	7	81	Q2	3:46	5	C. Kmet: 31-yard pass from C. Williams	7	3
		Punt	CHI 15	10	85	Q2	2:55	6	C. Kmet: 2-yard pass from C. Williams	14	3
		Fumble	JAX 41	7	41	Q3	3:18	3	K. Allen: 9-yard pass from C. Williams	21	3
		Kickoff	CHI 30	10	70	Q3	6:06	6	Q4: K. Allen: 3-yard pass from C. Williams	28	10
		Interception	JAX 36	3	36	Q4	1:06	2	D. Swift: 1-yard run	35	10
10/27	at Washington	Punt	CHI 41	2	59	Q3	0:46	1	D. Swift: 56-yard run	7	12
		Punt	CHI 38	10	62	Q4	3:56	4	R. Johnson: 1-yard run	15	12
11/03	at Arizona	Kickoff	CHI 20	11	69	Q1	3:55	3	Q2: C. Santos: 29-yard FG	3	7
		Fumble	ARI 46	6	11	Q2	1:52	1	C. Santos: 53-yard FG	6	7
		Kickoff	CHI 30	10	35	Q2	2:48	3	C. Santos: 53-yard FG	9	14
11/10	New England	Punt	CHI 35	12	50	Q2	4:41	4	C. Santos: 33-yard FG	3	3
11/17	Green Bay	Kickoff	CHI 31	8	34	Q1	3:26	2	C. Santos: 53-yard FG	3	7
		Interception	CHI 24	13	76	Q2	5:42	6	R. Johnson: 1-yard run	10	7
		Kickoff	CHI 30	10	61	Q3	4:43	3	C. Santos: 27-yard FG	13	7
		Kickoff	CHI 22	11	78	Q3	6:03	4	D. Swift: 39-yard run	19	14
11/24	Minnesota	Punt	CHI 21	7	79	Q1	4:17	4	R. Johnson: 1-yard run	7	0
		Punt	CHI 20	10	49	Q2	3:09	3	C. Santos: 49-yard FG	10	14
		Downs	CHI 36	10	64	Q4	4:45	4	D. Moore: 10-yard pass from C. Williams	16	24
		Kickoff	MIN 40	8	40	Q4	1:34	3	K. Allen: 1-yard pass from C. Williams	24	27
		Onside Kick	CHI 43	3	27	Q4	0:22	1	C. Santos: 48-yard FG	27	27
11/28	at Detroit	Kickoff	CHI 26	9	74	Q3	5:13	4	K. Allen: 31-yard pass from C. Williams	7	16
		Kickoff	CHI 30	8	70	Q3	4:03	5	Q4: K. Allen: 9-yard pass from C. Williams	13	23
		Missed FG	CHI 35	8	65	Q4	3:06	3	D. Moore: 31-yard pass from C. Williams	20	23
12/08	at San Francisco	Kickoff	CHI 30	16	70	Q3	9:04	6	R. Odunze: 4-yard pass from C. Williams	6	24
12/16	at Minnesota	Kickoff	CHI 40	6	60	Q4	3:09	4	R. Odunze: 14-yard pass from C. Williams	13	31
		Punt	CHI 42	9	47	Q3	3:38	3	C. Santos: 29-yard FG	3	13
		Kickoff	CHI 30	10	49	Q3	3:38	3	Q4: C. Santos: 39-yard FG	6	20
12/22	Detroit	Blocked Punt	MIN 27	6	27	Q4	0:54	2	K. Allen: 16-yard pass from C. Williams	12	27
		Kickoff	CHI 30	14	70	Q2	6:18	5	C. Kmet: 1-yard pass from C. Williams	7	20
		Kickoff	CHI 30	3	70	Q2	0:19	2	K. Allen: 45-yard pass from C. Williams	14	27
12/26	Seattle	Kickoff	CHI 30	10	58	Q3	6:15	2	C. Santos: 30-yard FG	17	34
		Punt	CHI 9	13	67	Q2	7:47	4	C. Santos: 42-yard FG	3	3
01/05	at Green Bay	Fumble	GB 21	3	21	Q1	0:45	2	Q2: D. Swift: 4-yard run	14	3
		Downs	CHI 39	8	61	Q4	4:53	3	D. Moore: 32-yard pass from C. Williams	21	13
		Kickoff	CHI 20	6	47	Q4	0:54	3	C. Santos: 51-yard FG	24	22
AVG				8.4	53.3		3:34	3.3			
TOTALS				454	2,876		192:53	177			

OFFENSE										2024 : REGULAR SEASON
DATE	OPPONENT	WR	LT	LG	C	RG	RT	TE	QB	RB
9/8	Tennessee	Keenan Allen/ DJ Moore	Braxton Jones	Teven Jenkins	Coleman Shelton	Nate Davis	Darnell Wright	Gerald Everett/ Cole Kmet	<a href="#">Caleb Williams</a>	D'Andre Swift
9/15	at Houston	DI Moore/ <a href="#">Rome Odunze</a>	Braxton Jones	Teven Jenkins	Coleman Shelton	Nate Davis	Darnell Wright	Gerald Everett/ Cole Kmet	<a href="#">Caleb Williams</a>	D'Andre Swift
9/22	at Indianapolis	DI Moore/ <a href="#">Rome Odunze</a>	Braxton Jones	Teven Jenkins	Coleman Shelton	Matt Pryor	Darnell Wright	Gerald Everett/ Cole Kmet	<a href="#">Caleb Williams</a>	D'Andre Swift
9/29	L.A. Rams	DI Moore/ Keenan Allen	Braxton Jones	Teven Jenkins	Coleman Shelton	Matt Pryor	Darnell Wright	Mercedes Lewis/ Cole Kmet	<a href="#">Caleb Williams</a>	D'Andre Swift
10/6	Carolina	DI Moore/ Keenan Allen/ <a href="#">Rome Odunze</a>	Braxton Jones	Teven Jenkins	Coleman Shelton	Matt Pryor	Darnell Wright	Cole Kmet	<a href="#">Caleb Williams</a>	D'Andre Swift
10/13	Jacksonville	DI Moore/ Keenan Allen/ <a href="#">Rome Odunze</a>	Braxton Jones	Teven Jenkins	Coleman Shelton	Matt Pryor	Darnell Wright	Cole Kmet	<a href="#">Caleb Williams</a>	D'Andre Swift
10/27	at Washington	DI Moore/ Keenan Allen/ <a href="#">Rome Odunze</a>	Braxton Jones	Teven Jenkins	Coleman Shelton	Matt Pryor	Darnell Wright	Cole Kmet	<a href="#">Caleb Williams</a>	D'Andre Swift
11/3	at Arizona	DI Moore/ Keenan Allen/ <a href="#">Rome Odunze</a>	Larry Borom	Teven Jenkins	Coleman Shelton	Matt Pryor	Darnell Wright	Cole Kmet	<a href="#">Caleb Williams</a>	D'Andre Swift
11/10	New England	DI Moore/ Keenan Allen/ <a href="#">Rome Odunze</a>	Larry Borom	Teven Jenkins	Coleman Shelton	Ryan Bates	Matt Pryor	Cole Kmet	<a href="#">Caleb Williams</a>	D'Andre Swift
11/17	Green Bay	DI Moore/ Keenan Allen/ <a href="#">Rome Odunze</a>	Braxton Jones	Ryan Bates	Coleman Shelton	Matt Pryor	Darnell Wright	Cole Kmet	<a href="#">Caleb Williams</a>	D'Andre Swift
11/24	Minnesota	DI Moore/ Keenan Allen/ <a href="#">Rome Odunze</a>	Braxton Jones	Teven Jenkins	Coleman Shelton	Matt Pryor	Darnell Wright	Cole Kmet	<a href="#">Caleb Williams</a>	D'Andre Swift
11/28	at Detroit	DI Moore/ Keenan Allen	Braxton Jones	Teven Jenkins	Coleman Shelton	Matt Pryor	Darnell Wright	Cole Kmet/ Mercedes Lewis	<a href="#">Caleb Williams</a>	D'Andre Swift
12/8	at San Francisco	DI Moore/ Keenan Allen	Braxton Jones	Teven Jenkins	Coleman Shelton	Matt Pryor	Darnell Wright	Cole Kmet/ Gerald Everett	<a href="#">Caleb Williams</a>	D'Andre Swift
12/16	at Minnesota	DI Moore/ Keenan Allen	<a href="#">Kiran Amegadjie</a>	Teven Jenkins	Coleman Shelton	Matt Pryor	Darnell Wright	Cole Kmet/ Mercedes Lewis	<a href="#">Caleb Williams</a>	D'Andre Swift
12/22	Detroit	DI Moore/ Keenan Allen/ <a href="#">Rome Odunze</a>	Braxton Jones	Teven Jenkins	Coleman Shelton	Matt Pryor	Darnell Wright	Cole Kmet	<a href="#">Caleb Williams</a>	D'Andre Swift
12/26	Seattle	DI Moore/ Keenan Allen/ <a href="#">Rome Odunze</a>	Larry Borom	Jake Curhan	Coleman Shelton	Matt Pryor	Darnell Wright	Cole Kmet	<a href="#">Caleb Williams</a>	D'Andre Swift
1/5	at Green Bay	DI Moore/ Keenan Allen/ <a href="#">Rome Odunze</a>	Larry Borom	Jake Curhan	Coleman Shelton	Matt Pryor	Darnell Wright	Cole Kmet	<a href="#">Caleb Williams</a>	D'Andre Swift



DEFENSE

2024 : REGULAR SEASON

DATE OPPONENT		DL	DL	DL	DE	LB	LB	DB	CB	S	S
9/8	Tennessee	Montez Sweat	Gervon Dexter Sr.	Andrew Billings	DeMarcus Walker	T.J. Edwards	Tremaine Edmunds	Terrell Smith/ Kyler Gordon	Jaylon Johnson	Kevin Byard III	Jaquan Brisker
9/15	at Houston	Montez Sweat	Gervon Dexter Sr.	Andrew Billings	DeMarcus Walker	T.J. Edwards/ Jack Sanborn	Tremaine Edmunds	–	Jaylon Johnson/ Tyrique Stevenson	Kevin Byard III	Jaquan Brisker
9/22	at Indianapolis	Montez Sweat	Gervon Dexter Sr.	Andrew Billings	DeMarcus Walker	T.J. Edwards	Tremaine Edmunds	Kyler Gordon	Jaylon Johnson/ Tyrique Stevenson	Kevin Byard III	Jaquan Brisker
9/29	L.A. Rams	Montez Sweat	Gervon Dexter Sr.	Andrew Billings	DeMarcus Walker	T.J. Edwards	Tremaine Edmunds	Kyler Gordon	Jaylon Johnson/ Tyrique Stevenson	Kevin Byard III	Jaquan Brisker
10/6	Carolina	Montez Sweat	Gervon Dexter Sr.	Andrew Billings	DeMarcus Walker	T.J. Edwards	Tremaine Edmunds	Kyler Gordon	Jaylon Johnson/ Tyrique Stevenson	Kevin Byard III	Jaquan Brisker
10/13	Jacksonville	Montez Sweat	Gervon Dexter Sr.	Andrew Billings	DeMarcus Walker	T.J. Edwards	Tremaine Edmunds	Kyler Gordon	Jaylon Johnson/ Jaylon Jones	Kevin Byard III	Elijah Hicks
10/27	at Washington	Montez Sweat	Gervon Dexter Sr.	Andrew Billings	DeMarcus Walker	T.J. Edwards	Tremaine Edmunds	Josh Blackwell	Jaylon Johnson/ Tyrique Stevenson	Kevin Byard III	Elijah Hicks
11/3	at Arizona	Dominique Robinson	Gervon Dexter Sr.	Andrew Billings	DeMarcus Walker	T.J. Edwards/ Jack Sanborn	Tremaine Edmunds	–	Jaylon Johnson/ Terrell Smith	Kevin Byard III	Elijah Hicks
11/10	New England	Montez Sweat	Gervon Dexter Sr.	Zach Pickens	DeMarcus Walker	T.J. Edwards	Tremaine Edmunds	Kyler Gordon	Jaylon Johnson/ Tyrique Stevenson	Kevin Byard III	Elijah Hicks
11/17	Green Bay	Montez Sweat	Gervon Dexter Sr.	Byron Cowart	DeMarcus Walker	T.J. Edwards	Tremaine Edmunds	Kyler Gordon	Jaylon Johnson/ Tyrique Stevenson	Kevin Byard III	Elijah Hicks
11/24	Minnesota	Montez Sweat	Gervon Dexter Sr.	Byron Cowart	DeMarcus Walker	T.J. Edwards	Tremaine Edmunds	Kyler Gordon	Jaylon Jones/ Tyrique Stevenson	Kevin Byard III	Jonathan Owens
11/28	at Detroit	Montez Sweat	Gervon Dexter Sr.	Byron Cowart	DeMarcus Walker	T.J. Edwards	Tremaine Edmunds	Kyler Gordon	Jaylon Johnson/ Tyrique Stevenson	Kevin Byard III	Jonathan Owens
12/8	at San Francisco	Montez Sweat	Gervon Dexter Sr.	Byron Cowart	DeMarcus Walker	T.J. Edwards	Tremaine Edmunds	Kyler Gordon	Jaylon Johnson/ Tyrique Stevenson	Kevin Byard III	Jonathan Owens
12/16	at Minnesota	Montez Sweat	Zach Pickens	Byron Cowart	DeMarcus Walker	T.J. Edwards	Tremaine Edmunds	Kyler Gordon	Jaylon Johnson/ Tyrique Stevenson	Kevin Byard III	Elijah Hicks
12/22	Detroit	Montez Sweat	Zach Pickens	Byron Cowart	DeMarcus Walker	T.J. Edwards	Tremaine Edmunds	Kyler Gordon	Jaylon Johnson/ Tyrique Stevenson	Kevin Byard III	Elijah Hicks
12/26	Seattle	Montez Sweat	Gervon Dexter Sr.	Chris Williams	DeMarcus Walker	T.J. Edwards	Tremaine Edmunds	Kyler Gordon	Jaylon Johnson/ Tyrique Stevenson	Kevin Byard III	Jonathan Owens
1/5	at Green Bay	Montez Sweat	Gervon Dexter Sr.	Byron Cowart	DeMarcus Walker	T.J. Edwards/ Jack Sanborn	Tremaine Edmunds	–	Jaylon Johnson/ Tyrique Stevenson	Kevin Byard III	Jonathan Owens

2024 REGULAR SEASON CHICAGO BEARS PLAYER PARTICIPATION																						
	TEN	AT HOU	AT IND	LAR	CAR	JAX	AT WAS	AT ARI	NE	GB	MIN	AT DET	AT SF	AT MIN	DET	SEA	AT GB	GS	DNP	IN		
PLAYERS	9/8	9/15	9/22	9/29	10/6	10/13	10/27	11/3	11/10	11/17	11/24	11/28	12/8	12/16	12/22	12/26	1/5	GP	GS	DNP	IN	
Keenan Allen	WR	N	N	N	WR	WR	WR	WR	WR	WR	WR	WR	WR	WR	WR	WR	WR	WR	15	15	0	2
Kiran Amegadjie	N	N	X	P	P	P	P	X	N	N	N	N	N	P	LT	N	X	X	6	1	3	8
Tyson Bagent	X	X	X	X	P	P	P	X	X	X	X	X	X	P	P	X	X	X	4	0	13	0
Micha Baskerville	PS	PS	PS	PS	PS	PS	PS	PS	PS	PS	PS	PS	PS	PS	PS	PS	PS	0	0	0	4	
Ryan Bates	P	P	IR	IR	IR	IR	IR	IR	OL	LG	N	N	N	N	IR	IR	IR	3	2	0	4	
Theo Benedict	PS	PS	PS	PS	PS	PS	PS	PS	PS	PS	PS	PS	PS	PS	PS	PS	PS	0	0	0	0	
Andrew Billings	DT	DT	DT	DT	DT	DT	DT	DT	IR	IR	IR	IR	IR	IR	IR	IR	IR	8	8	0	0	
Josh Blackwell	P	P	P	P	P	P	DB	P	P	P	P	P	P	P	P	P	P	17	1	0	0	
Austin Booker	P	P	P	P	P	P	P	P	P	P	P	P	P	P	P	P	P	17	0	0	0	
Larry Borom	IRD	IRD	IRD	IRD	IRD	IRD	IRD	OL	RT	P	X	P	N	P	P	RT	LT	8	4	1	1	
Jaquan Brisker	S	S	S	S	S	N	N	N	N	IR	IR	IR	IR	IR	IR	IR	IR	5	5	0	4	
Kevin Byard III	S	S	S	S	S	S	DB	S	S	S	S	S	S	S	S	S	S	17	17	0	0	
Stephen Carlson	PS	PS	PS	IR	IR	IR	IR	IR	IR	IR	IR	IR	IR	IR	IR	IR	IR	0	0	0	0	
DeAndre Carter	P	P	P	P	P	P	P	P	P	P	P	P	P	P	IR	IR	IR	13	0	0	0	
Adrian Colbert	IR	^	^	^	^	^	^	^	^	^	^	^	P	P	PS	PS	P	5	0	0	0	
Douglas Coleman III	IR	^	^	^	IR	IR	IR	IR	IR	IR	IR	IR	IR	IR	IR	IR	IR	0	0	0	0	
Byron Cowart	P	PS	P	P	P	P	P	N	P	DT	DL	DT	DL	DT	DL	P	DT	15	7	0	1	
Jake Curhan	PS	PS	PS	PS	PS	PS	PS	P	P	P	P	P	P	P	P	P	RG	10	2	0	0	
Scott Daly	P	P	P	P	P	P	P	P	P	P	P	P	P	P	P	P	P	17	0	0	0	
Gervon Dexter Sr.	DT	DT	DT	DT	DT	DT	DL	DT	DT	DT	DL	DT	DL	N	N	DL	DT	15	15	0	2	
Tremaine Edmunds	LB	LB	LB	LB	LB	LB	LB	LB	LB	LB	LB	LB	LB	LB	LB	LB	LB	17	17	0	0	
T.J. Edwards	LB	LB	LB	LB	LB	LB	LB	LB	LB	LB	LB	LB	LB	LB	LB	LB	LB	17	17	0	0	
Darrynton Evans	^	^	^	^	^	^	^	^	PS	PS	PS	PS	P	P	P	P	P	5	0	0	0	
Gerald Everett	TE	TE	TE	P	P	P	P	P	P	P	P	P	TE	P	P	P	P	17	14	0	0	
Jonathan Ford	^	^	^	^	^	^	^	^	^	^	^	^	^	P	P	P	P	4	0	0	0	
Chris Glaser	PS	PS	PS	PS	PS	PS	PS	PS	PS	PS	PS	PS	PS	PS	PS	P	P	3	0	0	0	
Kyler Gordon	DB	P	DB	DB	DB	DB	N	N	DB	DB	DB	DB	DB	DB	DB	DB	DB	15	13	0	2	
Daniel Hardy	P	P	P	P	P	P	P	P	P	P	P	P	P	P	P	P	P	17	0	0	0	
Elijah Hicks	P	P	P	P	P	S	DB	S	S	S	N	N	N	S	S	N	N	12	7	0	5	
Travis Homer	P	P	IR	IR	IR	IR	P	P	P	P	P	P	P	P	P	N	N	10	0	0	3	
John Jackson	^	^	PS	PS	PS	PS	PS	PS	PS	PS	PS	PS	PS	PS	PS	PS	PS	0	0	0	0	
Teven Jenkins	LG	LG	LG	LG	LG	LG	OL	LG	LG	N	LG	LG	LG	LG	LG	N	N	14	14	0	3	
Collin Johnson	PS	P	P	P	PS	PS	PS	PS	PS	PS	P	P	P	P	P	P	P	9	0	0	0	
Jaylon Johnson	CB	CB	CB	CB	CB	CB	DB	CB	CB	CB	CB	CB	CB	CB	CB	CB	CB	17	17	0	0	
Roschon Johnson	N	N	P	P	P	P	P	P	P	P	P	P	P	N	N	P	P	14	0	0	3	
Braxton Jones	LT	LT	LT	LT	LT	LT	OL	N	N	LT	LT	LT	LT	N	OL	IR	12	12	0	3		
Carl Jones Jr.	PS	PS	PS	PS	PS	PS	PS	PS	PS	PS	PS	PS	PS	PS	PS	PS	PS	1	0	0	0	
Jaylon Jones	P	P	P	P	P	P	CB	P	P	IR	IR	IR	IR	IR	IR	IR	IR	8	1	0	0	
Cole Kmet	TE	TE	TE	TE	TE	TE	TE	TE	TE	TE	TE	TE	TE	TE	TE	TE	TE	17	17	0	0	
Doug Kramer Jr.	P	P	P	P	P	P	P	P	P	P	P	P	P	P	P	N	P	16	0	0	1	
Jamree Kromah	PS	PS	^	^	^	^	PS	PS	PS	PS	PS	PS	PS	PS	PS	PS	PS	0	0	0	0	
Marcedes Lewis	P	P	P	TE	P	P	P	P	P	P	P	P	TE	P	TE	P	P	17	3	0	0	
Dashaun Mallory	^	^	PS	PS	PS	PS	PS	PS	PS	PS	PS	PS	PS	PS	PS	PS	PS	0	0	0	0	
Jacob Martin	IRD	IRD	IRD	IRD	IRD	IRD	P	P	P	P	P	P	P	P	P	P	P	11	0	0	0	
DJ Moore	WR	WR	WR	WR	WR	WR	WR	WR	WR	WR	WR	WR	WR	WR	WR	WR	WR	17	17	0	0	
Tarvarius Moore	PS	PS	PS	P	PS	P	P	PS	P	P	P	P	P	P	P	P	N	11	0	0	1	
Bill Murray	N	WR	X	N	P	P	P	IR	IR	IR	IR	IR	IR	IR	IR	IR	IR	3	0	2	2	
Rome Odunze	P	WR	WR	P	WR	WR	WR	WR	WR	WR	WR	WR	P	P	P	PR	WR	17	12	0	0	
Amen Ogbongbemiga	P	P	P	P	P	P	P	P	P	P	P	P	P	P	P	P	P	17	0	0	0	
Jonathan Owens	P	P	P	P	P	P	P	P	P	P	S	S	S	S	P	S	S	17	5	0	0	
Zach Pickens	N	P	N	N	N	N	N	P	DT	P	P	P	P	P	DT	DL	N	9	3	0	8	
Matt Pryor	P	P	RT	RT	RT	RT	OL	RG	RG	RG	RG	RG	RG	RG	RG	RG	RG	17	15	0	0	
Austin Reed	PS	PS	PS	PS	PS	PS	PS	PS	PS	N	N	N	N	PS	PS	PS	PS	0	0	0	0	
Dominique Robinson	N	N	N	N	N	N	N	N	N	N	N	N	N	N	N	P	P	6	1	0	11	
Jack Sanborn	P	LB	P	P	P	P	P	P	LB	P	P	P	P	P	P	P	P	17	3	0	0	
Cairo Santos	P	P	P	P	P	P	P	P	P	P	P	P	P	P	P	P	P	17	0	0	0	
Patrick Scales	IR	IR	IR	IR	IR	IR	IR	IR	IR	IR	IR	IR	IR	IR	IR	IR	IR	0	0	0	0	
Tyler Scott	N	P	P	P	P	P	X	P	X	P	N	N	N	N	P	P	P	11	0	2	4	
Noah Sewell	N	N	N	P	P	P	P	P	N	N	P	P	P	P	N	N	N	9	0	0	8	
Coleman Shelton	C	C	C	C	C	C	OL	C	C	C	C	C	C	C	C	C	C	17	17	0	0	
Terrell Smith	CB	P	P	N	N	N	P	CB	P	P	P	P	P	P	P	P	P	14	2	0	3	
Ameer Speed	^	^	^	PS	PS	P	PS	PS	PS	PS	PS	PS	N	N	N	N	N	2	0	0	4	
Tyrique Stevenson	P	CB	CB	CB	CB	N	DB	P	CB	CB	CB	CB	CB	PR	CB	CB	CB	16	14	0	1	
Reddy Steward	PS	PS	PS	PS	PS	PS	PS	P	PS	PS	PS	PS	PS	PS	PS	PS	PS	1	0	0	0	
Ricky Stromberg	^	^	^	^	^	^	^	^	^	PS	PS	PS	PS	PS	PS	PS	PS	0	0	0	0	
Monty Sweat	DE	DE	^	DE	DE	DE	DL	N	DE	DE	DE	DE	DE	DE	DE	DE	DE	16	16	0	1	
Tommy Sweeney	^	^	^	^	^	^	PS	PSIR	PSIR	N	PSIR	PSIR	PSIR	PSIR	PSIR	PSIR	PSIR	0	0	0	0	
D'Andre Swift	RB	RB	RB	RB	RB	RB	RB	RB	RB	RB	RB	RB	RB	RB	RB	RB	RB	17	17	0	0	
Darrell Taylor	P	P	P	P	P	P	P	DE	N	P	P	P	P	P	P	P	P	16	1	0	1	
Tony Taylor	P	P	P	P	P	P	P	P	P	P	P	P	P	P	P	P	P	17	0	0	0	
Samori Toure	PS	PS	PS	PS	PS	PS	PS	PS	PS	PS	PS	PS	PS	PS	PS	PS	PS	0	0	0	0	
DeMarco Walker	DE	DE	DE	DE	DE	DE	DE	OL	DE	DE	DE	DE	DE	DE	DE	DE	DE	17	17	0	0	
Nsimba Webster	IR	IR	IR	IR	IR	IR	IR	IR	IR	IR	IR	IR	IR	IR	IR	IR	IR	0	0	0	0	
Ian Wheeler	IR	IR	IR	IR	IR	IR	IR	IR	IR	IR	IR	IR	IR	IR	IR	IR	IR	0	0	0	0	
Caleb Williams	QB	QB	QB	QB	QB	QB	QB	QB	QB	QB	QB	QB	QB	QB	QB	QB	QB	17	17	0	0	
Chris Williams	P	P	P	P	P	P	P	P	P	P	P	P	P	P	P	DL	P	17	1	0	0	
Joel Wilson	IR	^	^	^	^	^	^	PS	PS	PS	PS	PS	PS	PS	PS	PS	PS	0	0	0	0	
Darnell Wright	RT	RT	RT	RT	RT	RT	OL	RT	N	RT	RT	RT	RT	RT	RT	RT	RT	16	16	0	0	

## AMERICAN FOOTBALL CONFERENCE

### EAST DIVISION

TEAM	W	L	T	PCT	PF	PA	NET PTS	HOME	AWAY	CONF	DIV	STREAK
Buffalo Bills	13	4	0	.765	525	368	157	8-0-0	5-4-0	9-3-0	5-1-0	Lost 1
Miami Dolphins	8	9	0	.471	345	364	-19	5-3-0	3-6-0	6-6-0	3-3-0	Lost 1
New York Jets	5	12	0	.294	338	404	-66	3-5-0	2-7-0	5-7-0	2-4-0	Won 1
New England Patriots	4	13	0	.235	289	417	-128	2-6-0	2-7-0	3-9-0	2-4-0	Won 1

### NORTH DIVISION

TEAM	W	L	T	PCT	PF	PA	NET PTS	HOME	AWAY	CONF	DIV	STREAK
Baltimore Ravens	12	5	0	.706	518	361	157	6-2-0	6-3-0	8-4-0	4-2-0	Won 4
Pittsburgh Steelers	10	7	0	.588	380	347	33	5-3-0	5-4-0	7-5-0	3-3-0	Lost 4
Cincinnati Bengals	9	8	0	.529	472	434	38	3-5-0	6-3-0	6-6-0	3-3-0	Won 5
Cleveland Browns	3	14	0	.176	258	435	-177	2-6-0	1-8-0	3-9-0	2-4-0	Lost 6

### SOUTH DIVISION

TEAM	W	L	T	PCT	PF	PA	NET PTS	HOME	AWAY	CONF	DIV	STREAK
Houston Texans	10	7	0	.588	372	372	0	5-3-0	5-4-0	8-4-0	5-1-0	Won 1
Indianapolis Colts	8	9	0	.471	377	427	-50	5-3-0	3-6-0	7-5-0	3-3-0	Won 1
Jacksonville Jaguars	4	13	0	.235	320	435	-115	3-5-0	1-8-0	4-8-0	3-3-0	Lost 1
Tennessee Titans	3	14	0	.176	311	460	-149	1-7-0	2-7-0	3-9-0	1-5-0	Lost 6

### WEST DIVISION

TEAM	W	L	T	PCT	PF	PA	NET PTS	HOME	AWAY	CONF	DIV	STREAK
Kansas City Chiefs	15	2	0	.882	385	326	59	8-0-0	7-2-0	10-2-0	5-1-0	Lost 1
Los Angeles Chargers	11	6	0	.647	402	301	101	5-3-0	6-3-0	8-4-0	4-2-0	Won 3
Denver Broncos	10	7	0	.588	425	311	114	6-2-0	4-5-0	6-6-0	3-3-0	Won 1
Las Vegas Raiders	4	13	0	.235	309	434	-125	2-6-0	2-7-0	3-9-0	0-6-0	Lost 1

## NATIONAL FOOTBALL CONFERENCE

### EAST DIVISION

TEAM	W	L	T	PCT	PF	PA	NET PTS	HOME	AWAY	CONF	DIV	STREAK
Philadelphia Eagles	14	3	0	.824	463	303	160	8-1-0	6-2-0	9-3-0	5-1-0	Won 2
Washington Commanders	12	5	0	.706	485	391	94	7-2-0	5-3-0	9-3-0	4-2-0	Won 5
Dallas Cowboys	7	10	0	.412	350	468	-118	2-7-0	5-3-0	5-7-0	3-3-0	Lost 2
New York Giants	3	14	0	.176	273	415	-142	1-8-0	2-6-0	1-11-0	0-6-0	Lost 1

### NORTH DIVISION

TEAM	W	L	T	PCT	PF	PA	NET PTS	HOME	AWAY	CONF	DIV	STREAK
Detroit Lions	15	2	0	.882	564	342	222	7-2-0	8-0-0	11-1-0	6-0-0	Won 3
Minnesota Vikings	14	3	0	.824	432	332	100	8-1-0	6-2-0	9-3-0	4-2-0	Lost 1
Green Bay Packers	11	6	0	.647	460	338	122	6-3-0	5-3-0	6-6-0	1-5-0	Lost 2
Chicago Bears	5	12	0	.294	310	370	-60	4-5-0	1-7-0	3-9-0	1-5-0	Won 1

### SOUTH DIVISION

TEAM	W	L	T	PCT	PF	PA	NET PTS	HOME	AWAY	CONF	DIV	STREAK
Tampa Bay Buccaneers	10	7	0	.588	502	385	117	5-4-0	5-3-0	8-4-0	4-2-0	Won 2
Atlanta Falcons	8	9	0	.471	389	423	-34	4-5-0	4-4-0	7-5-0	4-2-0	Lost 2
Carolina Panthers	5	12	0	.294	341	534	-193	3-6-0	2-6-0	4-8-0	2-4-0	Won 1
New Orleans Saints	5	12	0	.294	338	398	-60	3-6-0	2-6-0	4-8-0	2-4-0	Lost 4

### WEST DIVISION

TEAM	W	L	T	PCT	PF	PA	NET PTS	HOME	AWAY	CONF	DIV	STREAK
Los Angeles Rams	10	7	0	.588	367	386	-19	5-4-0	5-3-0	6-6-0	4-2-0	Lost 1
Seattle Seahawks	10	7	0	.588	375	368	7	3-6-0	7-1-0	6-6-0	4-2-0	Won 2
Arizona Cardinals	8	9	0	.471	400	379	21	6-3-0	2-6-0	4-8-0	3-3-0	Won 1
San Francisco 49ers	6	11	0	.353	389	436	-47	4-5-0	2-6-0	4-8-0	1-5-0	Lost 4

# RECORDS



TEAM AND INDIVIDUAL

TEAM

<b>WIN IN OVERTIME</b>		
By BEARS	at Baltimore (27-24)	10/15/2017
By Opp.	vs. Minnesota (30-27)	11/24/2024
<b>WIN IN REGULATION BY SCORING GO-AHEAD POINTS IN THE LAST 2 MINUTES</b>		
By BEARS	at Green Bay (24-22, C. Santos 51-yd FG with 0:00 remaining)	1/5/2025
By Opp.	at Washington (18-15, N.Brown 52-yard pass from J.Daniels with 0:02 remaining)	10/27/2024
<b>SENT GAME TO OVERTIME BY SCORING IN THE LAST TWO MINUTES OF REGULATION</b>		
By BEARS	vs. Minnesota (Santos 48-yd. FG with :00 remaining; NMIN won 30-27 in OT)	11/25/2024
By Opp.	at Baltimore (Campanaro 77 yd. punt return with 1:37 left; Flacco 2-pt pass to Boyle)	10/15/2017
<b>SHUTOUT</b>		
By BEARS	at Miami (16-0)	11/18/2010
By Opp.	at Seattle (26-0)	9/27/2015
<b>DID NOT ALLOW OPPONENT TO SCORE A TOUCHDOWN (NON-SHUTOUT)</b>		
By BEARS	vs. Seattle (held to 2 FG; 6-3 SEA)	12/30/2024
By Opp.	vs. Seattle (held to 1 FG; 6-3 SEA)	12/30/2024
<b>WIN BY 20-OR-MORE POINTS</b>		
By BEARS	vs. Carolina (26 points; 36-10)	10/8/2024
By Opp.	at San Francisco (25 points, 38-13)	12/8/2024
<b>WIN GAME AFTER TRAILING BY 20-OR-MORE POINTS</b>		
By BEARS	at Arizona (24-23 after trailing 20-0 and 23-3)	10/16/2006
By Opp.	vs. Denver (31-28 after trailing 28-7)	10/1/2023
<b>WIN AFTER TRAILING AT HALFTIME</b>		
By BEARS	vs. Tennessee (24-17 after trailing 17-3)	9/8/2024
By Opp.	vs. Green Bay (20-19 after trailing 10-7)	11/17/2024
<b>WIN AFTER TRAILING AT END OF THE 3RD QUARTER</b>		
By BEARS	vs. Tennessee (24-17 after trailing 17-10)	9/8/2024
By Opp.	at Cleveland (20-17 after trailing 7-17)	12/17/2023
<b>WIN AFTER TRAILING BY 10-PLUS POINTS IN 4TH QUARTER</b>		
By BEARS	at Atlanta (30-26 after trailing 26-16)	9/27/2020
By Opp.	at Cleveland (20-17 after trailing 7-17)	12/17/2023
<b>SCORED 20 OR MORE POINTS IN A QUARTER</b>		
By BEARS	vs. Carolina (20 in 2nd quarter; 26-10 CHI)	10/8/2024
By Opp.	at Kansas City (27 in 2nd quarter; 41-10 KC)	9/24/2023
<b>SCORED 30 OR MORE POINTS IN A HALF</b>		
By BEARS	vs. Houston (30 in 1st half; 36-7 CHI)	12/13/2020
By Opp.	at Kansas City (34 in 1st half; 41-10 KC)	9/24/2023
<b>SCORED TOUCHDOWNS ON OFFENSE AND DEFENSE</b>		
By BEARS	at Cleveland (1 offense; 1 defense; 20-17 CLE)	12/17/2023
By Opp.	vs. Minnesota (1 offense; 1 defense; 19-13 MIN)	11/8/2020
<b>SCORED TOUCHDOWNS ON OFFENSE, DEFENSE AND SPECIAL TEAMS</b>		
By BEARS	at Tennessee (4 offense; 1 defense; 1 special teams; 51-20 CHI)	11/4/2015
By Opp.	vs. Arizona (5 offense; 1 defense; 1 special teams; 48-23 ARZ)	9/20/2015
<b>NO TURNOVERS</b>		
By BEARS	at Detroit (23-20 DET)	11/28/2024
By Opp.	vs. Dtroit (34-17 DET)	12/22/2024

OFFENSE

<b>TOUCHDOWN SCORED ON FIRST OFFENSIVE POSSESSION TO START GAME</b>		
By BEARS	vs. Atlanta (D. Moore 7-yd pass from J. Fields; CHI 37-17)	12/31/2023
By Opp.	at San Francisco (J. Jennings 7-yd pass from B. Purby; SF 38-13)	12/8/2024
<b>TOUCHDOWN SCORED ON FIRST OFFENSIVE POSSESSION OF 2ND HALF</b>		
By BEARS	at Detroit (K. Allen 31-yd pass from C. Williams; DET 23-30)	11/28/2024
By Opp.	vs. Detroit (J. Goff 12-yard pass to S. LaPorta; DET 34-17)	12/22/2024
<b>NO SACKS ALLOWED</b>		
By BEARS	vs. Carolina	11/9/2023
By Opp.	at New Orleans	11/5/2023

## NO TURNOVERS AND NO SACKS ALLOWED

By BEARS	vs. Carolina	11/9/2023
By Opp.	at New Orleans	11/5/2023

## SUCCESSFUL TWO-POINT CONVERSION

By BEARS	vs. Minnesota (D. Moore pass from C. Williams)	11/24/2024
By Opp.	at Detroit (S. LaPorta pass from J. Goff)	11/19/2023

## FAILED TWO-POINT CONVERSION

By BEARS	at Green Bay (pass failed)	1/5/2025
By Opp.	vs. Green Bay (rush short)	11/17/2024

## 500-OR-MORE TOTAL NET YARDS OF OFFENSE

By BEARS	at Indianapolis (522; 125 rushing, 397 passing)	10/9/2016
By Opp.	at Detroit (504; 265 rushing, 255 passing)	1/1/2023

## 300-OR-MORE NET RUSHING YARDS BY TEAM

By BEARS	vs. Denver (302 yds on 50 carries, 2 TDs)	9/9/1984
By Opp.	vs. Minnesota (311 yds on 43 carries, 3 TDs)	10/14/2007

## 200-OR-MORE NET RUSHING YARDS BY TEAM

By BEARS	vs. Arizona (250 yards on 39 carries, 2 TD)	12/24/2023
By Opp.	at Detroit (265 yards on 39 carries, 2 TD)	1/1/2023

## INDIVIDUAL 200-YARD RUSHING GAME

By BEARS	vs. Carolina (M. Forte; 205 yds on 25 carries, 1 TD)	10/2/2011
By Opp.	at Minnesota (A. Peterson; 211 yds on 35 carries, 0 TD)	12/1/2013

## INDIVIDUAL 150-YARD RUSHING GAME

By BEARS	vs. Miami (J. Fields; 178 yds on 15 carries, 1 TD)	11/6/2022
By Opp.	vs. Green Bay (T. Montgomery; 162 yds on 16 carries, 2 TDs)	12/18/2016

## INDIVIDUAL 100-149-YARD RUSHING GAME

By BEARS	at Washington (D. Swift; 129 yds on 18 carries, 1 TD)	10/27/2024
By Opp.	vs. Detroit (J. Gibbs; 109 yds on 23 carries)	12/22/2024

## TWO 100-YARD RUSHERS IN THE SAME GAME

By BEARS	vs. Detroit (207 total; W. Payton-105, M. Suhey-102)	11/10/1985
By Opp.	at Philadelphia (248 total; L. McCoy-133, B. Brown-115)	12/22/2013

## CONSECUTIVE 100-YARD RUSHING GAMES

By BEARS	vs. Arizona (K. Herbert; 112 yds)	12/24/2023
	vs. Atlanta (K. Herbert; 124 yds)	12/31/2023
By Opp.	vs. Buffalo (D. Singletary; 106 yds)	12/24/2022
	at Detroit (J. Williams; 144 yds)	1/1/2023

## COMBINED 200-YARDS RUSHING BY TWO PLAYERS (NON 200-YARD RUSHER, TOP 2 RUSHERS)

By BEARS	vs. Arizona (209 total; K. Herbert-112 yds, J. Fields-97 yds)	12/24/2023
By Opp.	at Detroit (222 total; J. Williams-144 yds, D. Swift-78 yds)	1/1/2023

## 60 TEAM RUSHING ATTEMPTS

By BEARS	at Kansas City (61 for 201 yards, 0 TD)	11/8/1981
By Opp.	Never	

## 50 TEAM RUSHING ATTEMPTS

By BEARS	at Baltimore (54 for 231 yards, 0 TD)	10/15/2017
By Opp.	at New England (54 for 185 yards, 0 TD)	10/30/1988

## 40 TEAM RUSHING ATTEMPTS

By BEARS	at Detroit (46 for 183 yards, 1 TD)	11/19/2023
By Opp.	at NY Giants (44 for 262 yards, 2 TDs)	10/2/2022

## INDIVIDUAL 40 RUSHING ATTEMPTS

By BEARS	vs. Minnesota (W. Payton; 40 for 275 yards, 1 TD)	11/20/1977
By Opp.	Never	

## INDIVIDUAL 30 RUSHING ATTEMPTS

By BEARS	at Minnesota (D. Montgomery; 32 for 146 yds, 2 TD)	12/20/2020
By Opp.	at Giants (S. Barkley 31 for 146 yds, 0 TD)	10/2/2022

## RUSHING PLAY OF 80-PLUS YARDS

By BEARS	vs. Houston (D. Montgomery; 80-yard TD run)	12/13/2020
By Opp.	at Tennessee (C. Johnson; 80-yard TD run)	11/4/2012

## RUSHING PLAY OF 50-PLUS YARDS

By BEARS	at Washington (D. Swift; 56-yard run, TD)	10/27/2024
By Opp.	at Arizona (E. Demercado; 53-yard run, TD)	11/3/2024

## 3-PLUS RUSHING TOUCHDOWNS BY TEAM

By BEARS	vs. Atlanta (3 TDs)	12/31/2023
By Opp.	vs. Arizona (3 TDs)	11/3/2024

## 3-PLUS RUSHING TOUCHDOWNS BY INDIVIDUAL

By BEARS	vs. San Francisco (Jordan Howard, 3 TDs)	12/4/2016
By Opp.	vs. Philadelphia (J. Hurts, 3 TDs)	12/18/2022

## 2-PLUS RUSHING TOUCHDOWNS BY INDIVIDUAL

By BEARS	vs. Carolina (R. Johnson, 2 TDs)	10/8/2024
By Opp.	at San Francisco (I. Guerendo, 2 TDs)	12/8/2024

## 400 GROSS YARDS PASSING BY TEAM

By BEARS	vs. Minnesota (422; 34 of 48, 3 TDs, 1 INT)	11/14/1999
By Opp.	vs. Detroit (402; 27 of 42, 3 TDs, 1 INT)	12/6/2020

## 400 YARDS PASSING BY INDIVIDUAL

By BEARS	vs. Minnesota (J. Miller-422; 34 of 48, 3 TDs, 1 INT)	11/14/1999
By Opp.	at Detroit (M. Stafford-405; 27 of 42, 4 TDs, 1 INT)	10/18/2015

## 300 YARDS PASSING BY INDIVIDUAL

By BEARS	vs. Detroit (C. Williams - 334; 26 of 40, 2 TDs)	12/22/2024
By Opp.	vs. Detroit (J. Goff - 336; 23 of 32, 3 TD)	12/22/2024

## CONSECUTIVE 300 YARDS PASSING GAMES BY INDIVIDUAL

By BEARS	at MIA (M. Trubisky, 316)	10/14/2018
	vs. New England (M. Trubisky, 333)	10/21/2018
By Opp.	vs. TB (J. McCown, 341)	11/23/2014
	at DET (M. Stafford, 390)	11/27/2014

## FOUR CONSECUTIVE 300 YARDS PASSING GAMES BY INDIVIDUAL

By BEARS	B. Hoyer (317 at DAL; 302 vs. DET; 397 at IND; 302 vs. JAX)	2016 Weeks 3-6
By Opp.	Never	

## 60-PLUS PASSING ATTEMPTS BY INDIVIDUAL

By BEARS	vs. NY Jets (E. Kramer-60; 32 of 60, 354 yards, 2 TDs, 3 INTs)	11/16/1997
By Opp.	vs. Detroit (M. Stafford-63; 33 of 63, 329 yards, 1 TD, 4 INTs)	11/13/2011

## 50-PLUS PASSING ATTEMPTS BY INDIVIDUAL

By BEARS	at Indianapolis (C. Williams - 52; 33 of 53, 363 yards, 2 TDs, 2 INTs)	9/22/2024
By Opp.	at Washington (S. Howell - 51; 37 of 51, 388 yards, 2 TDs, 1 INT)	10/5/2023

## 30-PLUS PASSING COMPLETIONS BY INDIVIDUAL

By BEARS	at vs. Minnesota (C. Williams - 32 of 47, 340 yards, 2 TDs, 0 INT)	11/24/2024
By Opp.	at Washington (S. Howell - 37; 37 of 51, 2 TDs, 1 INTs)	10/5/2023

## 6 OR MORE PASSING TOUCHDOWNS BY INDIVIDUAL

By BEARS	vs. Tampa Bay (M. Trubisky-354; 19 of 26, 6 TDs, 0 INT)	9/30/2018
By Opp.	at Green Bay (A. Rodgers-18 of 27, 6 TDs, 0 INT)	11/9/2014

## 5 OR MORE PASSING TOUCHDOWNS BY INDIVIDUAL

By BEARS	vs. Tampa Bay (M. Trubisky-354; 19 of 26, 6 TDs, 0 INT)	9/20/2018
By Opp.	at Green Bay (A. Rodgers-18 of 27, 6 TDs, 0 INT)	11/9/2014

## 200-PLUS RECEIVING YARDS BY INDIVIDUAL

By BEARS	at Washington (D. Moore; 230 yards, 8 receptions, 3 TDs)	10/5/2023
By Opp.	at San Francisco (T. Owens; 283 yards, 20 receptions, 1 TD)	12/17/2000

## 150-PLUS RECEIVING YARDS BY INDIVIDUAL

By BEARS	vs. Atlanta (D. Moore; 159 yards, 9 receptions, 1 TD)	13/31/2023
By Opp.	at San Francisco (G. Kittle; 151 yards, 6 receptions)	12/8/2024

## 100-149 RECEIVING YARDS BY INDIVIDUAL

By BEARS	vs. Detroit (K. Allen, 121 yards, 9 rec.)	12/22/2024
By Opp.	vs. Detroit (J. Williams, 143 yards, 5 rec.)	12/22/2024

## THREE 100-YARD RECEIVERS

By BEARS	Never	
By Opp.	at LA Rams (G. Farmer 183, P. Dennard 122 and W. Tyler 102)	12/26/1982

## CONSECUTIVE 100 YARDS RECEIVING BY INDIVIDUAL

By BEARS	vs. Denver (D. Moore; 131 yards)	10/1/2023
	at Washington (D. Moore; 230 yards)	10/5/2023
By Opp.	vs. Green Bay (C. Watson; 150 yards)	11/17/2024
	vs. Minnesota (J. Addison; 162 yards & T. Hockenson; 114 yards)	11/24/2024

## 3-PLUS RECEIVING TOUCHDOWNS BY INDIVIDUAL

By BEARS	at Washington (D. Moore; 3)	10/5/2023
By Opp.	at Tampa Bay (M. Evans; 3)	10/24/2021

## PASS PLAY OF 80-PLUS YARDS

By BEARS	vs. Lions (J. Goff to J. Williams; 82 yards, TD)	12/22/2024
By Opp.	vs. San Francisco (J. Garoppolo to D. Samuel; 83 yards)	10/31/2021

## PASS PLAY OF 60-79 YARDS

By BEARS	vs. New York Jets (M. Trubisky to T. Cohen, 70 yards, TD)	10/28/2018
By Opp.	vs. Minnesota (S. Darnold to J. Addison, 69 yards)	11/24/2024

## OFFENSIVE LINEMAN CAUGHT A PASS

By BEARS	vs. NY Giants (M. Trubisky to B. Massie, 4 yards)	9/20/2020
By Opp.	vs. St. Louis (M. Bulger to A. Timmerman, -7 yards)	11/16/2003

## OFFENSIVE LINEMAN SCORED A TOUCHDOWN

By BEARS	vs. LA Rams (M. Trubisky to B. Sowell, 2-yard TD pass)	12/9/2018
By Opp.	at Atlanta (M. Snider, 48-yard kickoff return)	11/16/1969

## QUARTERBACK CAUGHT A PASS

By BEARS	at Detroit (C. Daniel from A. Miller; 8 yards)	11/22/2018
By Opp.	vs. Detroit (J. Driskel from J. Driskel; 6 yards)	11/10/2019

## RUNNING BACK THREW A TOUCHDOWN PASS

By BEARS	at NY Giants (T. Cohen to A. Miller; 1 yard)	12/2/2018
By Opp.	at San Diego (L. Tomlinson to A. Gates; 17 yards)	9/9/2007

## WIDE RECEIVER THREW A TOUCHDOWN PASS

By BEARS	at Minnesota (C. Meredith to M. Barkley; 2 yards)	1/1/2017
By Opp.	at NY Giants (O. Beckham Jr. to R. Shepard; 49 yards)	12/2/2018

## PUNTER THREW A TOUCHDOWN PASS

By BEARS	vs. Minnesota (P. O'Donnell to B. Cunningham; 38 yards)	10/8/2017
By Opp.	vs. Steelers (H. Newsome to P. Gothard; 12 yards)	11/30/1986

## DEFENSE

### HELD OPPONENT UNDER 150 TOTAL NET YARDS

By BEARS	vs. San Francisco (147 total; 62 rushing, 85 passing)	12/4/2016
By Opp.	vs. New England (142 total; 73 rushing, 69 passing)	11/10/2024

### HELD OPPONENT UNDER 100 TOTAL NET YARDS

By BEARS	vs. Tampa Bay (92 total; 99 rushing, -7 passing)	11/26/1978
By Opp.	at Cleveland (47 total; 46 rushing, 1 passing)	9/26/2021

### HELD OPPONENT UNDER 50 NET RUSHING YARDS

By BEARS	at Cleveland (29)	12/17/2023
By Opp.	at Cleveland (46)	9/26/2021

### HELD OPPONENT UNDER 25 NET RUSHING YARDS

By BEARS	vs. Minnesota (22)	11/18/2018
By Opp.	vs. New Orleans (17)	10/20/2019

### HELD OPPONENT UNDER 100 NET PASSING YARDS

By BEARS	vs. Washington (86)	10/13/2022
By Opp.	vs. Seattle (76)	12/26/2024

### HELD OPPONENT UNDER 50 NET PASSING YARDS

By BEARS	vs. NY Giants (-6)	1/2/2022
By Opp.	at Detroit (30)	1/1/2023

### HELD OPPONENT UNDER 100 GROSS PASSING YARDS

By BEARS	at NY Giants (99)	10/13/2022
By Opp.	at Kansas City (99)	9/24/2023

### HELD OPPONENT UNDER 50 GROSS PASSING YARDS

By BEARS	vs. NY Giants (24)	1/2/2022
By Opp.	vs. Minnesota (34)	12/3/2006

### 8-PLUS TAKEAWAYS BY TEAM

By BEARS	vs. Tampa Bay (8; 6 INTs, 2 FRs; CHI 34-14)	9/2/1984
By Opp.	at Arizona (8; 4 INTs, 4 FRs; ARZ 20-7)	10/11/1998

### 7-PLUS TAKEAWAYS BY TEAM

By BEARS	at Tampa Bay (7; 4 INTs, 3 FRs; CHI 25-6)	9/17/1995
By Opp.	at Arizona (8; 4 INTs, 4 FRs; ARZ 20-7)	10/11/1998

### 6-PLUS TAKEAWAYS BY TEAM

By BEARS	vs. Detroit (6; 4 INTs, 2 FRs; CHI 37-13)	11/13/2011
By Opp.	vs. Washington (6; 4 INTs, 2 FRs; WAS 17-14)	10/24/2010

### 5-PLUS INTERCEPTIONS BY TEAM

By BEARS	at Dallas (5; CHI 34-18)	10/1/2012
By Opp.	vs. Washington (5; WAS 41-21)	12/24/2016

### 4-PLUS INTERCEPTIONS BY TEAM

By BEARS	vs. Atlanta (4; CHI 37-17)	12/31/2023
By Opp.	vs. Arizona (4; ARI 33-22)	12/5/2021

### 2-PLUS INTERCEPTIONS BY INDIVIDUAL

By BEARS	vs. Atlanta (T. Stevenson, 2)	12/27/2023
By Opp.	at New Orleans (P. Adebo, 2)	11/5/2023

### 2-PLUS OPPONENT FUMBLE RECOVERIES BY INDIVIDUAL

By BEARS	at Tampa Bay (J. Timu, 2)	12/27/2015
By Opp.	at Carolina (M. Fields, 2)	12/22/2002

### INTERCEPTED PASS RETURNED FOR A TOUCHDOWN

By BEARS	vs. Tennessee (T. Stevenson, 43 yards)	9/8/2024
By Opp.	at Tampa Bay (S. Barrett, 4 yards)	9/17/2023



## FUMBLE RETURNED FOR A TOUCHDOWN

By BEARS	at Pittsburgh (D. Houston-Carson, 25 yards)	11/8/2021
By Opp.	vs. Minnesota (J. Hicks, 42 yards)	10/15/2023

## DEFENSIVE LINEMAN SCORED A TOUCHDOWN

By BEARS	at NY Giants (A. Hicks, 1-yard run)	12/2/2018
By Opp.	at Minnesota (E. Griffen, 20-yard fumble return)	1/1/2017

## LINEBACKER SCORED A TOUCHDOWN

By BEARS	at Cleveland (T. Edmunds, 45-yard INT return)	12/17/2023
By Opp.	vs. Minnesota (J. Hicks, 42-yard fumble return)	10/15/2023

## DEFENSIVE BACK SCORED A TOUCHDOWN

By BEARS	vs. Tennessee (T. Stevenson, 43-yard INT return)	9/8/2024
By Opp.	vs. Detroit (J. Okudah, 20-yard INT return)	11/13/2022

## SAFETY

By BEARS	vs. Giants (A. Blackson tackled D. Booker in end zone)	1/2/2022
By Opp.	at Arizona (Chop Block Penalty on D. Swift in end zone)	11/3/2024

## 8-PLUS SACKS BY TEAM

By BEARS	vs. Carolina (8; CHI 13-3)	11/20/2005
By Opp.	vs. New England (9; NE 19-3)	11/10/2024

## 7 SACKS BY TEAM

By BEARS	vs. Houston (CHI 36-7)	12/13/2020
By Opp.	vs. Seattle (SEA 6-3)	12/26/2024

## 3-PLUS SACKS BY INDIVIDUAL

By BEARS	vs. Baltimore (R. Quinn, 3.5)	11/21/2021
By Opp.	at Detroit (J. Houston, 3.0)	1/1/2023

## 2 SACKS BY INDIVIDUAL

By BEARS	vs. Tennessee (D. Taylor, 2.0)	9/8/2024
By Opp.	vs. Seattle (L. Williams, 2.0)	12/26/2024

## SPECIAL TEAMS

### BLOCKED EXTRA POINT

By BEARS	vs. Minnesota (R. Green, G. Joseph was the kicker)	10/15/2023
By Opp.	vs. Detroit (R. Okwara, C. Santos was the kicker)	12/10/2023

### BLOCKED FIELD GOAL

By BEARS	at Tampa Bay (R. Green blocks C. McLaughlin's 40-yard attempt)	9/17/2023
By Opp.	vs. Minnesota (J. Tillery) blocks C. Santos' 48-yard attempt)	11/24/2024

### BLOCKED FIELD GOAL FOR TD

By BEARS	vs. Tennessee (J. Owens 21-yard return; blocked by D. Hardy)	9/8/2024
By Opp.	at Arizona (J. Bethel 82-yard return; blocked by A. Wilson)	12/23/2012

### BLOCKED PUNT

By BEARS	at Minnesota (D. Robinson blocked R. Wright's punt)	12/16/2024
By Opp.	vs. Miami (J. Phillips blocked T. Gill's punt)	11/6/2022

### BLOCKED PUNT FOR TD

By BEARS	at Tennessee (C. Wootton 5-yard return; blocked by S. McManis)	11/4/2012
By Opp.	vs. Miami (A. Van Ginkel 25-yard return; blocked by J. Phillips)	11/6/2022

### FAKE FIELD GOAL FOR TD

By BEARS	at Green Bay (B. Maynard 12-yard pass to D. Lyman)	12/1/2002
By Opp.	at Green Bay (T. Masthay 27-yard pass to T. Crabtree)	9/13/2012

### FAKE PUNT FOR TD

By BEARS	vs. Minnesota (P. O'Donnell 38-yard pass to B. Cunningham)	10/9/2017
By Opp.	-	

### MISSED FIELD GOAL RETURNED

By BEARS	at NY Giants (D. Hester, 108-yard TD)	11/12/2006
By Opp.	vs. Arizona (Antrel Rolle, 59 yards)	11/8/2009

### MUFF RECOVERED FOR TD

By BEARS	vs. Minnesota (Z. Bowman, muffed punt recovered in end zone)	10/19/2008
By Opp.	-	

### PUNT RETURNED FOR TD

By BEARS	at Green Bay (J. Blackwell, 94 yards)	1/5/2025
By Opp.	vs. Carolina (I. Smith-Marsette, 79 yards)	11/9/2023

### 100 OR MORE PUNT RETURN YARDS BY INDIVIDUAL

By BEARS	at Green Bay (J. Grant Sr., 131 yards, TD on 3 returns)	12/12/2021
By Opp.	at Cleveland (D. Felton, 103 yards on 7 returns)	9/26/2021

### KICKOFF RETURNED FOR TD

By BEARS	vs. Minnesota (Cordarrelle Patterson, 104 yards)	11/16/2020
By Opp.	at Atlanta (Cordarrelle Patterson, 103 yards)	11/20/2022

150 OR MORE KICKOFF RETURN YARDS BY INDIVIDUAL

By BEARS	vs. San Francisco (J. Grant Sr., 156 yards on 6 returns)	10/31/2021
By Opp.	vs. New England (C. Patterson, 179 yards on 4 returns)	10/21/2018

RECOVERED OWN ONSIDE KICK

By BEARS	vs. Minnesota (T. Moore recovered C. Santos' kick)	11/24/2024
By Opp.	at Detroit (J. Reeves-Maybin recovered M. Prater's kick)	11/28/2019

5 FIELD GOALS MADE

By BEARS	at Philadelphia (M. Percival, 5 for 5)	10/20/1968
By Opp.	vs. San Francisco (R. Gould, 5 for 5)	12/3/2017

4 FIELD GOALS MADE

By BEARS	at Minnesota (Cairo Santos, 4 for 5)	11/27/2023
By Opp.	vs. San Francisco (J. Slye, 4 for 5)	10/31/2021

FG MADE OF 50-54 YARDS

By BEARS	1t Green Bay (C. Santos, 51 yards)	1/5/2025
By Opp.	vs. Seattle (J. Myers, 50 yards)	12/26/2024

FG MADE OF 55+ YARDS

By BEARS	at Minnesota (C. Santos, 55 yards)	11/27/2023
By Opp.	at Houston (K.Fairbairn, 56, 59 & 56 yards)	9/15/2024

GROSS PUNTING AVG. OF 55+ (MIN. 4 PUNTS)

By BEARS	at Detroit (T. Taylor, 55.8, 4 punts)	11/28/2024
By Opp.	vs. New England (Bryce Baringer, 57.0, 5 punts)	11/10/2024

INDIVIDUAL

CAREER COACHING RECORDS

	Years	Overall W-L-T (Pct.)	Regular W-L-T	Post-season W-L
1. George Halas	1920-29; 33-42-46-55; 58-67	324-151-31 (.671)	318-148-31	6-3
2. Mike Ditka	1982-92	112-68-0 (.622)	106-62-0	6-6
3. Lovie Smith	2004-12	84-66-0 (.560)	81-63-0	3-3
4. Dave Wannstedt	1993-98	41-57-0 (.418)	40-56-0	1-1
5. Dick Jauron	1999-2003	35-46-0 (.432)	35-45-0	0-1
6. Matt Nagy	2018-2021	34-33-0 (.507)	34-31-0	0-2
7. Neill Armstrong	1978-81	30-35-0 (.462)	30-34-0	0-1
8. Ralph Jones	1930-32	24-10-7 (.671)	24-10-7	-
9. Heartley "Hunk" Anderson/ Luke Johnsos (co-coaches)	1942-45	24-12-2 (.658)	23-11-2	1-1
10. Jack Pardee	1975-77	20-23-0 (.465)	20-22-0	0-1
11. Jim Dooley	1968-71	20-36-0 (.357)	20-36-0	-
12. John "Paddy" Driscoll	1956-57	14-10-1 (.580)	14-9-1	0-1
13. Matt Eberflus	2022-2024	14-32-0 (.304)	14-32	-
14. John Fox	2015-17	14-34-0 (.292)	14-34-0	-
15. Marc Trestman	2013-14	13-19-0 (.406)	13-19-0	-
16. Abe Gibron	1972-74	11-30-1 (.274)	11-30-1	-
17. Thomas Brown (Interim)	2024	1-4 (.200)	1-4	-
<b>TOTALS</b>	<b>1920-Pres</b>	<b>815-666-42 (.549)</b>	<b>798-646-42</b>	<b>17-20 (.375) (.551)</b>

CAREER SCORING

	Years	Ru	Rec	Ret	PAT	FG	2-Pts	Pts
1. Robbie Gould (K)	2005-15	0	0	0	379/383	276/323	0	1,207
2. Kevin Butler (K)	1985-95	0	0	0	387/397	243/332	0	1,116
3. Walter Payton (HB)	1975-87	110	15	0	0	0	0	750
4. Bob Thomas (K)	1975-84	0	0	0	245/268	128/205	0	629
<b>5. Cairo Santos (K)</b>	<b>2017, 20-Pres</b>	<b>0</b>	<b>0</b>	<b>0</b>	<b>148/158</b>	<b>134/150</b>	<b>0</b>	<b>550</b>
6. George Blanda (K-QB)	1949-58	5	0	0	247/250	88/201	0	541
7. Paul Edinger (K)	2000-04	0	0	0	133/133	110/146	0	463
8. Mac Percival (K)	1967-73	0	0	0	159/162	99/182	0	456
9. Neal Anderson (RB)	1986-93	51	20	0	0	0	0	426
10. Matt Forté (RB)	2008-15	45	19	0	0	0	0	396
11. Roger Leclerc (K)	1960-66	0	0	0	152/158	75/146	0	377
12. Jack Manders (LB-HB-DB-K)	1933-40	11	6	2	133/*	40/*	0	367
13. Rick Casares (FB)	1955-64	49	10	0	0	0	0	354
14. Gale Sayers (RB)	1965-71	39	9	8	0	0	0	336
15. Ken Kavanaugh (E)	1940-41; 45-50	0	50	2	1/1	0	0	313
16. Johnny Lujack (QB-K)	1948-51	21	0	0	130/136	4/9	0	268
17. Jeff Jaeger (K)	1996-99	0	0	0	77/78	63/83	0	266

18. Joey Sternaman (QB-K)	1922-25; 1927-30	21	4	1	56/*	13/*	0	251
19. Harlon Hill (E)	1954-61	0	40	0	0	0	0	240
20. George McAfee (HB-DB)	1940-41; 45-50	22	11	6	0	0	0	234

\* figures not available

CAREER PASSING

	Years	Yards	Att	Cmp	Cmp%TD	Int	Rating
1. Jay Cutler	2009-16	23,443	2712	020	61.8	154	109 85.2
2. Sid Luckman	1939-50	14,686	1,744	904	51.8	137	132 75.0
3. Jim Harbaugh	1987-93	11,567	1,759	1,023	58.2	50	56 74.2
4. Jim McMahon	1982-88	11,203	1,513	874	57.8	67	56 80.4
5. Mitchell Trubisky	2017-2020	10,609	1,577	1,010	64.0	64	37 87.2
6. Erik Kramer	1994-98	10,582	1,557	913	58.6	63	45 80.7
7. Bill Wade	1961-66	9,958	1,407	767	54.5	68	66 73.6
8. Ed Brown	1954-61	9,698	1,246	607	48.7	63	88 62.5
9. Bob Avellini	1975-84	7,111	1,110	560	50.5	33	69 54.8
10. Justin Fields	2021-23	6,674	958	578	60.3	40	30 82.3
11. Johnny Lujack	1948-51	6,295	808	404	50.0	41	54 65.3
12. Rudy Bukich	1958-59; 62-68	6,254	878	474	54.0	46	45 72.9
13. Mike Tomczak	1985-90	6,247	915	454	49.6	33	47 62.5
14. Vince Evans	1977-83	6,172	953	464	48.7	31	53 57.3
15. Rex Grossman	2003-08	6,164	962	521	54.2	33	35 70.2

CAREER RUSHING

	Years	Att	Yards	Avg	TD
1. Walter Payton	1975-87	3,838	16,726	4.4	110
2. Matt Forté	2008-15	2,035	8,602	4.2	45
3. Neal Anderson	1986-93	1,515	6,166	4.1	51
4. Rick Casares (FB)	1955-64	1,386	5,657	4.1	49
5. Gale Sayers	1965-71	991	4,956	5.0	39
6. David Montgomery	2019-22	915	3,609	3.9	26
7. Thomas Jones	2004-06	850	3,493	4.1	22
8. Jordan Howard	2016-18	778	3,370	4.3	24
9. Anthony Thomas	2001-04	858	3,332	3.9	21
10. Roland Harper (FB)	1975-78; 80-82	757	3,044	4.0	15
11. Willie Galimore	1957-63	670	2,985	4.5	26
12. Matt Suhey (FB)	1980-89	828	2,946	3.6	20
13. Ronnie Bull (HB/FB)	1962-70	787	2,871	3.7	9
14. Bronko Nagurski (FB)	1930-37; 43	633	2,778	4.4	25
15. Bobby Douglass (QB)	1969-75	373	2,470	6.6	20
16. Ray Nolting	1936-43	508	2,285	4.5	10
17. Raymont Harris	1994-97	592	2,245	3.8	15
18. Justin Fields	2021-23	356	2,220	6.2	14
19. George Gulyanics	1947-52	509	2,081	4.1	19
20. Brad Muster (FB)	1988-92	455	2,014	4.4	20
21. James Allen	1998-2001	515	1,978	3.8	4
22. Gary Famiglietti	1938-45	505	1,927	3.8	20
23. Beattie Feathers	1934-37	338	1,846	5.5	14
24. Khalil Herbert	2021-24	372	1,791	4.8	9
25. Bill Osmanski (FB)	1939-43; 46-47	374	1,743	4.9	20

1,000-YARD RUSHING SEASONS

The Bears have had 33 1,000-yard rushing seasons with Walter Payton accounting for 10 of those including the top eight single-season rushing totals in team history.

Rk., Player	Season	Yards
1. Walter Payton	1977	1,852
2. Walter Payton	1984	1,684
3. Walter Payton	1979	1,610
4. Walter Payton	1985	1,551
5. Walter Payton	1980	1,460
6. Walter Payton	1983	1,421
7. Walter Payton	1978	1,395
8. Walter Payton	1976	1,390
9. Matt Forté	2013	1,339
10. Thomas Jones	2005	1,335

11. Walter Payton	1986	1,333
12. Jordan Howard	2016	1,313
13. Neal Anderson	1989	1,275
14. Matt Forté	2008	1,238
15. Gale Sayers	1966	1,231
16. Walter Payton	1981	1,222
17. Thomas Jones	2006	1,210
18. Anthony Thomas	2001	1,183
19. Justin Fields	2022	1,143
20. Rick Casares	1956	1,126
21. Jordan Howard	2017	1,122
22. James Allen	2000	1,120
23. Neal Anderson	1988	1,106
24. Matt Forté	2012	1,094
25. Neal Anderson	1990	1,078
26. Rashaan Salaam	1995	1,074
27. David Montgomery	2020	1,070
28. Matt Forté	2010	1,069
29. Matt Forté	2014	1,038
30. Raymont Harris	1997	1,033
31. Gale Sayers	1969	1,032
32. Anthony Thomas	2003	1,024
33. Beattie Feathers	1934	1,004

Number of 1,000-yard rushing seasons: Walter Payton-10, (1976-81, '83-86); Matt Forté-5, (2008, '10, '12-'14); Neal Anderson-3, (1988-90); Thomas Jones-2, (2005-06); Gale Sayers-2, (1966 & '69); Anthony Thomas-2, (2001 & '03); Jordan Howard-2, (2016-17); James Allen-1, (2000); Rick Casares-1, (1956); Beattie Feathers-1, (1934); Justin Fields-1, (2022); Raymont Harris-1, (1997); Rashaan Salaam-1, (1995).

## CAREER RECEPTIONS

	Years	Catches	Yards	Avg	TD
1. Walter Payton (RB)	1975-87	492	4,538	9.2	15
2. Matt Forté (RB)	2008-15	487	4,116	8.5	19
3. Johnny Morris (WR)	1958-67	356	5,059	14.2	31
T-4. Marty Booker (WR)	1999-2003; 08	329	3,895	11.8	25
T-4. Curtis Conway (WR)	1993-99	329	4,498	13.7	31
6. Mike Ditka (TE)	1961-66	316	4,503	14.3	34
7. Alshon Jeffery (WR)	2012-16	304	4,549	15.0	26
8. Neal Anderson (RB)	1986-93	302	2,763	9.1	20
9. Allen Robinson II (WR)	2018-21	293	3,561	12.2	18
10. Brandon Marshall (WR)	2012-14	279	3,524	12.6	31
11. Matt Suhey (FB)	1980-89	260	2,113	8.1	5
<b>12. Cole Kmet (TE)</b>	<b>2020-Pres</b>	<b>258</b>	<b>2,592</b>	<b>10.0</b>	<b>19</b>
13. Bobby Engram (WR)	1996-2000	246	2,831	11.5	17
14. Desmond Clark (TE)	2003-10	242	2,639	10.9	18
15. Dick Gordon (WR)	1965-71	238	3,550	14.9	35
16. Harlon Hill (WR)	1954-61	226	4,616	20.4	40
17. Devin Hester (WR)	2006-13	217	2,807	12.9	14
18. Darnell Mooney (WR)	2020-23	213	2,593	12.2	11
19. Jim Dooley (WR)	1952-54; 56-57; 59-62	211	3,172	15.0	16
20. Tarik Cohen (RB)	2017-20	209	1,575	7.5	9
21. Martellus Bennett (TE)	2013-15	208	2,114	10.2	14
22. Wendell Davis (WR)	1988-93	207	3,000	14.5	14
23. Jim Keane (E)	1946-51	206	3,031	14.7	23
24. Bill McColi (E)	1952-59	201	2,815	14.0	25
25. Emery Moorehead (TE)	1981-88	200	2,730	13.7	14

## CAREER RECEIVING

	Years	Yards	Receptions	Avg	TD
1. Johnny Morris (WR)	1958-67	5,059	356	14.2	31
2. Harlon Hill (WR)	1954-61	4,616	226	20.4	40
3. Alshon Jeffery (WR)	2012-16	4,549	304	15.0	26
4. Walter Payton (RB)	1975-87	4,538	492	9.2	15
5. Mike Ditka (TE)	1961-66	4,503	316	14.3	34
6. Curtis Conway (WR)	1993-99	4,498	329	13.7	31
7. Matt Forté (RB)	2008-15	4,116	487	8.5	19
8. Marty Booker (WR)	1999-2003; 08	3,895	329	11.8	25
9. Willie Gault (WR)	1983-87	3,650	184	19.8	27
10. Ken Kavanaugh (E)	1940-41; 45-50	3,626	162	22.4	50
11. Allen Robinson II (WR)	2018-21	3,561	293	12.2	18
12. Dick Gordon (WR)	1965-71	3,550	238	14.9	35
13. Brandon Marshall (WR)	2012-14	3,524	279	12.6	31

14. James Scott (WR)	1976-80; 82-83	3,202	177	18.1	20
15. Jim Dooley (WR)	1952-54; 56-57; 59-62	3,172	211	15.0	16
16. Jim Keane (E)	1946-51	3,031	206	14.7	23
17. Wendell Davis (WR)	1988-93	3,000	207	14.5	14
18. Dennis McKinnon (WR)	1983-85; 87-89	2,840	180	15.8	21
19. Bobby Engram (WR)	1996-2000	2,831	246	11.5	17
20. Bill McColi (E)	1952-59	2,815	201	14.0	25
21. Devin Hester (WR)	2006-13	2,807	217	12.9	14
22. Neal Anderson (RB)	1986-93	2,763	302	9.1	20
23. Emery Moorehead (TE)	1981-88	2,730	200	13.7	14
24. Marcus Robinson (WR)	1998-2002	2,695	187	14.4	20
25. Desmond Clark (TE)	2003-10	2,639	242	10.9	18

## 1,000-YARD RECEIVERS

	Season	Yards
1. Brandon Marshall	2012	1,508
2. Alshon Jeffery	2013	1,421
3. Marcus Robinson	1999	1,400
4. DJ Moore	2023	1,364
5. Jeff Graham	1995	1,301
6. Brandon Marshall	2013	1,295
7. Allen Robinson II	2020	1,250
8. Johnny Morris	1964	1,200
9. Marty Booker	2002	1,189
10. Allen Robinson II	2019	1,147
11. Alshon Jeffery	2014	1,133
12. Harlon Hill	1956	1,128
13. Harlon Hill	1954	1,124
14. Mike Ditka	1961	1,076
15. Marty Booker	2001	1,071
16. Darnell Mooney	2021	1,055
17. Curtis Conway	1996	1,049
18. Curtis Conway	1995	1,037
19. Dick Gordon	1970	1,026

## CAREER SACKS (SINCE 1982)

	Years	Sacks
1. Richard Dent	1983-93; 95	124.5
2. Steve McMichael	1982-93	92.5
3. Dan Hampton	1982-90	57.0
4. Alex Brown	2002-09	43.5
T-5. Adewale Ogunleye	2004-09	42.0
T-5. Trace Armstrong	1989-94	42.0

## CAREER INTERCEPTIONS

	Years	Int	Yards	Avg	TD
1. Gary Fencik (S)	1976-87	38	484	12.8	1
2. Richie Petitbon (S)	1959-68	37	643	17.4	3
3. Charles Tillman (CB)	2003-14	36	675	18.8	8
4. Donnell Woolford (CB)	1989-96	32	212	6.6	1
5. Bennie McRae (CB)	1962-70	27	485	18.0	4
6. Dave Whitsett (CB)	1961-66	26	397	15.3	2
7. George McAffee (DB)	1940-41; 45-50	25	350	14.0	2
T-8. Doug Buffone (LB)	1966-79	24	211	16.9	2
T-8. JC Caroline (DB)	1956-65	24	405	16.9	2
10. Roosevelt Taylor (S)	1961-69	23	414	18.0	3
T-11. Brian Urlacher (LB)	2000-12	22	324	14.7	2
T-11. Allan Ellis (CB)	1973-77; 79-80	22	185	8.4	1
T-11. Dick Butkus (LB)	1965-73	22	166	7.5	0

## CAREER FIELD GOALS

	Years	FG	FGA	Pct.
1. Robbie Gould	2005-15	276	323	85.4
2. Kevin Butler	1985-95	243	332	73.2
<b>3. Cairo Santos</b>	<b>2020-pres</b>	<b>133</b>	<b>149</b>	<b>89.3</b>
4. Bob Thomas	1975-84	128	205	62.4
5. Paul Edinger	2000-04	110	146	75.3

## CAREER KICKOFF RETURN YARDS

	Years	Returns	Yards	Avg	TD
1. Devin Hester	2006-13	222	5,504	24.8	5
2. Glyn Milburn	1998-2001	192	4,596	23.9	2
3. Dennis Gentry	1982-92	192	4,353	22.7	3
4. Jerry Azumah	1999-2005	119	2,885	24.2	2
5. Gale Sayers	1965-71	91	2,781	30.6	8
6. Danieal Manning	2006-10	101	2,711	26.8	1
7. Cecil Turner	1968-73	108	2,616	24.2	4
8. Ron Smith	1965; 70-72	85	2,263	26.6	1
9. Brian Baschnagel	1976-84	89	2,102	23.6	1
10. Cordarrelle Patterson	2019-present	63	1,842	29.2	2
11. Nate Lewis	1994-95	77	1,778	23.1	0
12. Charlie Bivins	1960-66	62	1,531	24.7	0
13. Johnny Knox	2009-12	55	1,506	27.4	1
14. Thomas Sanders	1985-89	79	1,497	18.9	1
15. Deonte Thompson	2015-17	60	1,442	24.0	0

## CAREER PUNT RETURN YARDS

	Years	Returns	Yards	Avg	TD
1. Devin Hester	2006-13	264	3,241	12.3	13
2. George McAffee	1940-41; 45-50	112	1,431	12.82	
3. Dennis McKinnon	1983-85; 87-89	127	1,171	9.2	3
4. Jeff Fisher	1981-84	120	1,125	9.4	1
5. Tarik Cohen	2017-20	96	985	10.31	
6. R.W. McQuarters	2000-04	94	983	10.62	
7. Glyn Milburn	1998-2001	94	970	10.31	
8. Johnny Morris	1958-67	104	893	8.6	1
9. Steve Schubert	1975-79	100	851	8.5	3
10. Virgil Livers	1975-79	86	738	8.6	0
11. Johnny Bailey	1990-91	72	680	9.4	1
12. J.R. Boone	1948-51	56	635	11.30	
13. Ray "Scooter" McLean	1940-47	42	622	14.83	
14. Leon Johnson	2001-02	56	543	9.7	0
15. Ron Smith	1965; 1970-72	86	485	5.6	0

\*NFL Record

## CAREER PUNTING (MIN. 100 PUNTS)

	Years	Punts	Yards	Gross	Avg
1. Trenton Gill	2022-23	133	6,126	46.1	
2. Pat O'Donnell	2014-21	564	25,451	45.1	
3. George Gulyanics	1947-52	113	5,032	44.5	
4. Adam Podlesh	2011-13	238	10,065	42.3	
5. Todd Sauerbrun	1995-99	328	13,849	42.2	
6. Bobby Joe Green	1962-73	833	35,057	42.1	
7. Brad Maynard	2001-10	878	36,781	41.9	
8. Fred "Curley" Morrison	1950-53	243	10,170	41.9	
9. Bryan Wagner	1987-88	115	4,743	41.2	
10. Maury Buford	1985-86; 89-91	354	14,451	40.8	

## COME-FROM-BEHIND WINS

Wins	Never trailed	1-34-78-10	Largest Deficit (11+)
1980	7	5 - - 1	14 pts. at DET
1981	6	3 1 2 -	-
1982	3	2 - - -	11 pts. vs. DET
1983	8	4 1 3 -	-
1984	10	4 4 2 -	-
1985	15	9 1 1 2	12 pts. vs. TB; 14 pts. at TB
1986	14	7 3 2 2	-
1987	11	5 1 3 -	14 pts. vs. KC; 20 pts. at TB
1988	12	7 3 2 -	-
1989	6	4 1 1 -	-
1990	11	5 3 3 -	-
1991	11	2 3 5 1	-
1992	5	4 - 1 -	-
1993	7	5 - 1 -	11 pts. at KC

1994	9	4	2	3	-	-
1995	9	5	1	3	-	-
1996	7	2	2	2	-	14 pts. vs. OAK
1997	4	2	-	1	-	15 pts. at MIA
1998	4	2	-	1	-	17 pts. vs. DET
1999	6		4	1	1	-
2000	5	3	-	1	1	-
2001	13	7	-	3	1	19 pts. vs. SF; 14 pts. vs. CLE
2002	4	1	-	1	2	-
2003	7	4	-	2	-	15 pts. vs. OAK
2004	5	-	2	2	-	14 pts. at NYG
2005	11	5	5	1	-	-
2006	13	7	1	3	1	20 pts. at ARZ
2007	7	2	2	1	1	14 pts. vs. DEN
2008	9	4	2	1	1	11 pts. vs. GB
2009	7	3	-	3	-	13 pts. at SEA
2010	11	2	2	4	-	11 pts. vs. DET; 10 pts. vs. GB; 11 pts. vs. NYJ
2011	8	4	2	1	1	-
2012	10	6	2	1	-	12 pts. vs. CAR
2013	8	2	1	4	1	-
2014	5	1	1	-	2	17 pts. at SF
2015	6	-	-	3	1	14 pts. at KC; 13 pts. at SD
2016	3	2	-	1	-	-
2017	5	4	1	-	-	-
2018	12	8	1	2	0	14 pts. at ARZ
2019	8	3	1	3	1	-
2020	8	5	-	-	-	17 pts. at DET; 16 pts. at ATL; 13 pts. vs. TB
2021	6	3	1	1	1	-
2022	3	-	-	2	1	-
2023	7	5	1	1	-	-
2024	5	-	2	2	-	17 pts. vs. TEN

## WANNA BE LIKE MIKE

Former Bears linebacker Mike Singletary is the franchise's all-time leader in Pro Bowl selections, earning 10 appearances during his 12-year career (1981-92). Singletary is followed on the list by fellow Hall of Famers Walter Payton (9 selections), Doug Atkins (8), Dick Butkus (8) and Bill George (8), and linebackers Brian Urlacher (8) and Lance Briggs (7).

Since the first Bears players earned Pro Bowl honors in 1951, a total of 87 Bears players have earned a total of 231 Pro Bowl selections. Listed below are all Bears players who earned four or more selections

Name, Pos	Pro Bowls
Mike Singletary, LB	10
Walter Payton, RB	9
Doug Atkins, DE	8
Dick Butkus, LB	8
Bill George, LB	8
Brian Urlacher, LB	8
Lance Briggs, LB	7
Jay Hilgenberg, C	7
Stan Jones, G	7
Olin Kreutz, C	6
Rick Casares, RB	5
Mike Ditka, TE	5
Joe Fortunato, LB	5
Neal Anderson, RB	4
George Connor, T/LB	4
Richard Dent, DE	4
Dave Duerson, S	4
Dan Hampton, DE/DT	4
Richie Petitbon, DB	4
Gale Sayers, RB	4
Ed Sprinkle, DE	4
Fred Williams, DT	4

INDIVIDUAL

SCORING

POINTS

144	Kevin Butler (51 XPs, 31 FGs)	1985
132	Gale Sayers (22 TDs)	1965
84	Paul Edinger (21 XPs, 21 FGs)	2000

TOUCHDOWNS

*22	Gale Sayers	1965
12	Matt Forté	2008
	Mike Ditka	1961
	Harlon Hill	1954

FIELD GOALS

31	Kevin Butler	1985
21	Robbie Gould	2005
	Paul Edinger	2000

RUSHING

ATTEMPTS

316	Matt Forté	2008
296	Rashaan Salaam	1995
278	Anthony Thomas	2001

YARDS

1,313	Jordan Howard	2016
1,238	Matt Forté	2008
1,183	Anthony Thomas	2001
1,074	Rashaan Salaam	1995
1,004	Beattie Feathers	1934

TOUCHDOWNS

14	Gale Sayers	1965
10	Rashaan Salaam	1995
8	Matt Forté	2008
	Hugh Gallarneau	1941
	Beattie Feathers	1934

PASSING

ATTEMPTS

562	Caleb Williams	2024
368	Kyle Orton	2005
330	Mitchell Trubisky	2017

COMPLETIONS

351	Caleb Williams	2024
196	Mitchell Trubisky	2017
190	Kyle Orton	2005

YARDS

<b>3,541</b>	<b>Caleb Williams</b>	<b>2024</b>
2,193	Mitchell Trubisky	2017
1,870	Justin Fields	2021

TOUCHDOWNS

20	Caleb Williams	2024
11	Charlie O'Rourke	1942
9	Kyle Orton	2005
	Jim McMahon	1982

INTERCEPTIONS

17	Zeke Bratkowski	1954
13	Kyle Orton	2005
11	Bob Avellini	1975

RECEIVING

RECEPTIONS

63	Matt Forté	2008
61	Darnell Mooney	2020
56	Mike Ditka	1961

YARDS

1,124	Harlon Hill	1954
1,076	Mike Ditka	1961
836	Willie Gault	1983

TOUCHDOWNS

12	Mike Ditka	1961
	Harlon Hill	1954
8	Willie Gault	1983

DEFENSE

SACKS

12	Mark Anderson (DE)	2006
9	Wally Chambers (DT)	1973*
8	Brian Urlacher (LB)	2000

\*All sack statistics prior to 1982 are unofficial

INTERCEPTIONS

10	Mark Carrier	1990
7	Charles Sumner	1955
5	four tied, last:Nathan Vasher	2004

PUNTS

PUNTS

<b>82</b>	<b>Tory Taylor</b>	<b>2024</b>
71	Pat O'Donnell	2014
66	Trenton Gill	2022

AVERAGE (MIN. 25 PUNTS)

<b>47.7</b>	<b>Tory Taylor</b>	<b>2024</b>
46.0	Trenton Gill	2022
44.8	George Gulyanics	1947
43.8	Pat O'Donnell	2014

PUNT RETURNS

RETURNS

*57	Lew Barnes	1986
47	Devin Hester	2006
43	Jeff Fisher	1981

\*NFL Record

YARDS

600	Devin Hester	2006
509	Jeff Fisher	1981
482	Lew Barnes	1986

TOUCHDOWNS

3	Devin Hester	2006
1	five times, last: Tarik Cohen	2017

KICKOFF RETURNS

RETURNS

32	Johnny Knox	2009
29	Brian Baschnagel	1976
27	Khalil Herbert	2021
	Cliff Taylor	1974

YARDS

927	Johnny Knox, 2009	
754	Brian Baschnagel, 1976	
660	Gale Sayers, 1965	

TOUCHDOWNS

2	Devin Hester	2006
1	four times, last: Johnny Knox	2009

## SERVICE

### PLAYER

#### PRO BOWLS (YEARS ARE WHEN PRO BOWL WAS PLAYED)

10	Mike Singletary	1984-93
9	Walter Payton	1976; 78-81; 84-87
8	Brian Urlacher	2001-04; 06-07; 11-12
	Dick Butkus	1966-73
	Doug Atkins	1958-64; 66
	Bill George	1955-62

#### SEASONS

16	Patrick Mannelly	1998-2013
14	Doug Buffone	1966-79
	Bill George	1952-65
13	Brian Urlacher	2000-12
	Olin Kreutz	1998-2010
	Keith Van Horne	1981-93
	Steve McMichael	1981-93
	Walter Payton	1975-87
	Jim Osborne	1972-84
	Clyde (Bulldog) Turner	1940-52

#### GAMES

245	Patrick Mannelly	1998-2013
191	Olin Kreutz	1998-2010
	Steve McMichael	1981-93

#### STARTS

184	Walter Payton	1975-87
183	Olin Kreutz	1998-2010
180	Brian Urlacher	2000-12

#### CONSECUTIVE GAMES

191	Steve McMichael	1981-93
186	Walter Payton	1975-87
179	Mike Hartenstine	1975-86

### COACH

#### SEASONS

*40	George Halas	1920-29, 1933-42, 1946-55, 1958-67
11	Mike Ditka	1982-92
9	Lovie Smith	2004-12

\*NFL Record

#### CONSECUTIVE SEASONS

11	Mike Ditka	1982-92
10	George Halas	1958-67
	George Halas	1946-55
	George Halas	1933-42
	George Halas	1920-29
9	Lovie Smith	2004-12

#### CAREER COACHING RECORDS

	Years	W-L-T (Pct.)	Regular W-L-T (Pct.)	Post-Season W-L
1. George Halas	1920-29; 33-42; 46-55; 58-67	324-151-31 (.671)	318-148-31	6-3
2. Mike Ditka	1982-92	112-68-0 (.622)	106-62-0	6-6
3. Lovie Smith	2004-12	84-66-0 (.560)	81-63-0	3-3
4. Dave Wannstedt	1993-98	41-57-0 (.418)	40-56-0	1-1
5. Dick Jauron	1999-2003	35-46-0 (.432)	35-45-0	0-1

6. Matt Nagy	2018-21	34-32-0 (.515)	34-31-0	0-2
7. Neill Armstrong	1978-81	30-35-0 (.462)	30-34-0	0-1
8. Ralph Jones	1930-32	24-10-7 (.671)	24-10-7	-
9. Heartley "Hunk" Anderson/Luke Johnsos (co-coaches)	1942-45	24-12-2 (.658)	23-11-2	1-1
10. Jack Pardee	1975-77	20-23-0 (.465)	20-22-0	0-1
11. Jim Dooley	1968-71	20-36-0 (.357)	20-36-0	-
12. John "Paddy" Driscoll	1956-57	14-10-1 (.580)	14-9-1	0-1
13. Matt Eberflus	2022-2024	14-31 (.311)	14-31	-
14. John Fox	2015-17	14-34-0 (.292)	14-34-0	-
15. Marc Trestman	2013-14	13-19 (.406)	13-19-0	-
16. Abe Gibron	1972-74	11-30-1 (.274)	11-30-1	-
17. Thomas Brown (interim)				

## SCORING

### POINTS

#### LIFETIME

1,207	Robbie Gould	2005-15 (379 XP, 276 FG)
1,116	Kevin Butler	1985-95 (387 XP, 243 FG)
750	Walter Payton	1975-87 (125 TD)

#### SEASON

144	Kevin Butler	1985 (51 XP, 31 FG)
143	Robbie Gould	2006 (47 XP, 32 FG)
136	Cairo Santos	2023 (31 XP, 35 FG)

#### GAME

36	Gale Sayers vs. SF	12/12/1965 (6TD)
24	Bobby Douglass at GB	11/4/1973 (4 TD)
	Gale Sayers at MIN	10/17/1965 (4 TD)
	Mike Ditka at LAR	10/13/1963 (4 TD)

#### CONSECUTIVE GAMES SCORING

152	Robbie Gould	10/9/2005-9/20/2015
85	Cairo Santos	11/26/2017-present
83	George Blanda	10/28/1951-11/9/1958

### TOUCHDOWNS (RUSHES, RECEPTIONS, & RETURNS)

#### LIFETIME

125	Walter Payton	1975-87 (110-15-0)
71	Neal Anderson	1986-93 (51-20-0)
64	Matt Forte	2008-15 (45-19-0)

#### SEASON

22	Gale Sayers	1965 (14-6-2)
16	Walter Payton	1977; 1979 (14-2-0)
15	Neal Anderson	1989 (11-4-0)

#### GAME

*6	Gale Sayers vs. SF	12/12/1965 (4-1-1)
4	Bobby Douglass at GB	11/4/1973 (4-0-0)
	Gale Sayers at MIN	10/13/1963 (1-2-1)
	Mike Ditka at LAR	(0-4-0)

\*Tied for NFL Record (Alvin Kamara, NO, 12/25/2020)

## CONSECUTIVE GAMES SCORING A TOUCHDOWN

8	Rick Casares	11/1/1959-9/25/1960
7	David Montgomery	11/29/2020-9/12/2021
	Curtis Conway	9/24-11/12/1995
	Walter Payton	10/3-11/14/1976

## EXTRA POINTS MADE

### LIFETIME

387	Kevin Butler	1985-95
379	Robbie Gould	2005-15
246	George Blanda	1949-58

### SEASON

52	Roger Leclerc	1965
51	Kevin Butler	1985
47	Robbie Gould	2006

### GAME

8	Bob Snyder at NYG	11/14/1943
7	Bob Thomas vs. GB	12/7/1980
	Roger LeClerc vs. SF	12/12/1965
	Roger LeClerc vs. MIN	12/17/1961
	Bob Jencks vs. LAR	10/13/1963

## EXTRA POINT ATTEMPTS

### LIFETIME

397	Kevin Butler	1985-95
383	Robbie Gould	2005-15
268	Bob Thomas	1975-84

### SEASON

52	Roger Leclerc	1965
	Ray (Scooter) McLean	1947
51	Kevin Butler	1985

### GAME

9	Bob Thomas vs. GB	12/7/1980
8	Roger Leclerc at BAL	11/25/1962
	George Blanda vs. BAL	10/21/1956
	Bob Snyder at NYG	11/14/1943

## CONSECUTIVE EXTRA POINTS

### LIFETIME

275	Robbie Gould	12/18/05 - 9/22/13
156	George Blanda	10/28/51 - 10/21/56
147	Mac Percival	11/19/67 - 11/4/73

### SEASON

52	Roger Leclerc	1965
51	Kevin Butler	1985
47	Robbie Gould	2006

## FIELD GOALS MADE

### LIFETIME

276	Robbie Gould	2005-15
243	Kevin Butler	1985-95
<b>134</b>	<b>Cairo Santos</b>	<b>2017, 20-present</b>

### SEASON

35	Cairo Santos	2023
33	Robbie Gould	2015
32	Robbie Gould	2006

### GAME

5	Mac Percival at PHI	10/20/1968
	Roger Leclerc vs. DET	12/3/1961
4	39 times, last: Cairo Santos, at MIN	11/27/2023

## LONG

58	Robbie Gould vs. CIN	9/8/2013
57	Robbie Gould at DEN	12/11/2011
55	Seven times, last:Cairo Santos at MIN	11/27/2023

## 50+ YARDS (LIFETIME)

23	Robbie Gould	2005-15
<b>21</b>	<b>Cairo Sanntos</b>	<b>2017, 20-present</b>
16	Kevin Butler	1985-95

## 50+ YARDS (SEASON)

<b>8</b>	<b>Cairo Santos</b>	<b>2024</b>
7	Cairo Santos	2023
	Robbie Gould	2015
6	Robbie Gould	2011

## FIELD GOAL ATTEMPTS

### LIFETIME

332	Kevin Butler	1985-95
323	Robbie Gould	2005-15
205	Bob Thomas	1975-84

### SEASON

41	Kevin Butler	1986
39	Robbie Gould	2015
38	Cairo Santos	2023

### GAME

7	Roger Leclerc vs. GB	11/17/1963
6	Kevin Butler at GB	11/8/1987
	Kevin Butler vs. Philadelphia	9/14/1986
	Kevin Butler at Minnesota	9/19/1985

## CONSECUTIVE FIELD GOALS

### LIFETIME

40	Cairo Santos	9/27/20 - 11/8/21
26	Robbie Gould	12/25/05 - 11/19/06
24	Kevin Butler	10/16/88 - 12/3/89
21	Jeff Jaeger	11/3/96 - 11/16/97

## GAME (NO MISSES)

5	Mac Percival at PHI	10/20/1968
	Roger Leclerc vs. DET	12/3/1961
4	Last: Cairo Santos at NE	10/24/2022

## GAMES WITH A MADE FIELD GOAL

22	Robbie Gould	10/23/2005 - 11/26/2006
16	Cairo Santos	9/13/2020 - 1/3/2021
	Robbie Gould	12/20/2010 - 12/11/2011
	Robbie Gould	11/11/2007 - 11/2/2008

## FIELD GOAL PCT.

### LIFETIME (25+ ATTEMPTS)

<b>89.3</b>	<b>Cairo Santos</b>	<b>2017, 20-present (134-150)</b>
85.4	Robbie Gould	2005-15 (276-323)
82.1	Eddy Piñeiro	2019 (23-28)

### SEASON (10+)

93.8	Cairo Santos	2020 (30-32)
21.1	Cairo Santos	2023 (35-38)
91.3	Cairo Santos	2022 (21-23)
89.7	Robbie Gould	2013 (26-29)
	Robbie Gould	2008 (26-29)



## MISSED FIELD GOAL RETURNS

### TOUCHDOWNS

1	Nathan Vasher vs. SF	11/13/2005 (108 yards)
	Devin Hester at NYG	11/12/2006 (108 yards)

## TWO-POINT CONVERSIONS (SINCE 1994)

### LIFETIME

6	Matt Forté	2008-15
2	Adam Shaheen	2017-19
	Martellus Bennett	2013-15
	Brandon Marshall	2012-14
	Earl Bennett	2008-13

### SEASON

2	Matt Forté	2014
	Martellus Bennett	2014
	Brandon Marshall	2013

### GAME

1	46 times, Last: DJ Moore from Caleb Williams vs. Minnesota	11/24/2024
---	--	------------

## SAFETIES

### LIFETIME

3	Steve McMichael	1981-93
2	Leonard Floyd	2016-19
	Adewale Ogunleye	2004-09

## ROOKIE SCORING

### POINTS

144	Kevin Butler	1985 (51 XPs, 31 FGs)
132	Gale Sayers	1965 (22 TDs)
84	Paul Edinger	2000 (21 XPs, 21 FGs)

### TOUCHDOWNS

*22	Gale Sayers	1965
12	Matt Forté	2008
	Mike Ditka	1961
	Harlon Hill	1954

\*NFL Record

### FIELD GOALS

31	Kevin Butler	1985
21	Robbie Gould	2005
	Paul Edinger	2000

## OPPONENT SINGLE GAME SCORING

### POINTS

*40	Ernie Nevers at Chi. Cards	11/28/1929
36	Dub Jonea at CLE	11/25/1951
24	Jim Taylor vs. GB	11/4/1962
	Lenny Moore at BAL	10/4/1958

\*NFL Record

### TOUCHDOWNS

*6	Dub Jones at CLE	11/25/1951
	Ernie Nevers at Chi. Cards	11/28/1929
4	Jim Taylor vs. GB	11/4/1962
	Lenny Moore at BAL	10/4/1958

\*NFL Record (Tied with Gale Sayers and Alvin Kamara)

### FIELD GOALS

6	Sebastian Janikowski at OAK	11/27/2011
5	11 times, last: Robbie Gould vs. SF	12/3/2017

## FIELD GOAL ATTEMPTS

7	Mike Clark vs. DAL	11/24/1968
6	Seven times, last: Sebastian Janikowski at OAK	11/27/2011

## LONG FIELD GOAL

60	Morten Andersen at NO	10/27/1991
59	Ka'imi Fairbairn at HOU	9/15/2014
	Matt Prater vs. DET	1/3/2016
	Matt Prater at DEN	12/11/2011

## CAREER SCORING

### CAREER SCORING

		Ru	Rec	Ret	PAT	FG	Pts
1.	Robbie Gould (K)	2005-15	0	0	0	379/383	276/3231,207
2.	Kevin Butler (K)	1985-95	0	0	0	387/397	243/3321,116
3.	Walter Payton (HB)	1975-87	110	15	0	0	750
4.	Bob Thomas (K)	1975-84	0	0	0	245/268	128/205 629
5.	<b>Cairo Santos (K)</b>	<b>2017, 20-present</b>	<b>0</b>	<b>0</b>	<b>0</b>	<b>145/155</b>	<b>133/149 544</b>
6.	George Blanda (K-QB)	1949-58	5	0	0	247/250	88/201 541
7.	Paul Edinger (K)	2000-04	0	0	0	133/133	110/146 463
8.	Mac Percival (K)	1967-73	0	0	0	159/162	99/182 456
9.	Neal Anderson (RB)	1986-93	51	20	0	0	426
10.	Matt Forté (RB)	2008-15	45	19	0	0	^396
11.	Roger Leclerc (K)	1960-66	0	0	0	152/158	75/146 377
12.	Jack Manders (FB-LB-HB-DB-K)	1933-40	11	6	2	133/*	40/* 367
13.	Rick Casares (FB)	1955-64	49	10	0	0	354
14.	Gale Sayers (RB)	1965-71	39	9	8	0	336
15.	Ken Kavanaugh (E)	1940-41; 45-50	0	50	2	1/1	0 313
16.	Johnny Lujack (QB-K)	1948-51	21	0	0	130/136	4/9 268
17.	Jeff Jaeger (K)	1996-99	0	0	0	77/78	63/83 266
18.	Joey Sternaman (QB-K)	1922-25; 1927-30	21	4	0	56/*	13/* 251
19.	Harlon Hill (E)	1954-61	0	40	0	0	240
20.	George McAfee (HB-DB)	1940-41; 45-50	22	11	6	0	234

\* figures not available \*Total incldcs six two-point plays

### CAREER FIELD GOALS

		FG	FGA	Pct.
1.	Robbie Gould	2005-15	276	323 85.4
2.	Kevin Butler	1985-95	243	332 73.2
3.	<b>Cairo Santos</b>	<b>2017, 20-present</b>	<b>133</b>	<b>149 89.3</b>
4.	Bob Thomas	1975-84	128	205 62.4
5.	Paul Edinger	2000-04	110	146 75.3

## RUSHING

### ATTEMPTS

### LIFETIME

3,838	Walter Payton	1975-87
2,035	Matt Forté	2008-15
1,515	Neal Anderson	1986-93

### SEASON

381	Walter Payton	1984
369	Walter Payton	1979
339	Walter Payton	1977; 1981

## GAME

40	Walter Payton vs. MIN	11/20/1977
39	Walter Payton at BUF	10/7/1979
38	Walter Payton at DAL	11/26/1981

## YARDS GAINED

## LIFETIME

16,726	Walter Payton	1975-87
8,602	Matt Forté	2008-15
6,166	Neal Anderson	1986-93

## SEASON

1,852	Walter Payton	1977
1,684	Walter Payton	1984
1,610	Walter Payton	1979

## GAME

275	Walter Payton vs. MIN	11/20/1977
205	Matt Forté vs. CAR	10/2/2011
	Walter Payton at GB	10/30/1977
	Gale Sayers at GB	11/3/1968

## LONG

86	Bill Osmanski (TD)	10/15/1939
85	Pete Stinchcomb (TD)	11/20/1921
82	Beattie Feathers (TD)	10/10/1934

## 1,000 YARDS

## SEASONS

10	Walter Payton	1976-81, 1983-86
5	Matt Forté	2008, 2010, 2012-14
3	Neal Anderson	1988-90
2	Jordan Howard	2016-17
	Thomas Jones	2005-06
	Anthony Thomas	2001, 2003
	Gale Sayers	1966, 1969

## CONSECUTIVE SEASONS

6	Walter Payton	1976-81
4	Walter Payton	1983-86
3	Neal Anderson	1988-90
	Matt Forté	2012-14

## 200-YARD GAMES

## LIFETIME

2	Walter Payton	1975-87
1	Matt Forté	2008-15
	Gale Sayers	1965-71

## SEASON

2	Walter Payton	1977
1	Matt Forté	2011
	Gale Sayers	1968

## 100-YARD GAMES

## LIFETIME

77	Walter Payton	1975-87
24	Matt Forté	2008-15
20	Gale Sayers	1965-71

## SEASON

10	Walter Payton	1977, 1985
9	Walter Payton	1979, 1984
8	Walter Payton	1980

## CONSECUTIVE GAMES

9	Walter Payton	10/13-12/8/85
6	Walter Payton	9/9-10/14/84
5	Walter Payton	11/13-12/11/77

## AVERAGE GAIN

## LIFETIME (250+ ATTEMPTS)

6.6	Bobby Douglass	1969-75
6.2	Justin Fields	2021-23
5.5	Beattie Feathers	1934-37

## SEASON (100+)

8.4	Beattie Feathers	1934
7.1	Justin Fields	2022
6.9	Bobby Douglass	1972

## GAME (10+)

13.2	Justin Fields at DET	1/1/2023
11.9	Justin Fields vs. MIA	11/6/2022
11.8	Justin Fields vs. GB	12/4/2022
	Joe Maniaci at PIT	10/2/1939

## TOUCHDOWNS

## LIFETIME

110	Walter Payton	1975-87
51	Neal Anderson	1986-93
49	Rick Casares	1955-64

## SEASON

14	Walter Payton	1977; 1979
	Gale Sayers	1965
13	Walter Payton	1976
12	Neal Anderson	1988
	Rick Casares	1956

## GAME

4	Bobby Douglass at GB	11/4/1973
	Gale Sayers vs. SF	12/12/1965
	Rick Casares vs. PIT	12/6/1959
	Rick Casares at SF	10/28/1956
3	10 times last: Jordan Howard vs. SF	12/4/2016

## CONSECUTIVE GAMES

7	Walter Payton	10/3-11/14/76
	Gale Sayers	10/26-12/6/69
6	David Montgomery	12/6/20-9/12/21
	Gale Sayers	11/14-12/19/65
	Rick Casares	11/1-12/6/59
	Johnny Lujack	10/1-11/12/50
	Beattie Feathers	9/30-10/28/34

## ROOKIE RUSHING

## ATTEMPTS

316	Matt Forté	2008
296	Rashaan Salaam	1995
278	Anthony Thomas	2001

## YARDS

1,313	Jordan Howard	2016
1,238	Matt Forté	2008
1,183	Anthony Thomas	2001
1,074	Rashaan Salaam	1995

## TOUCHDOWNS

14	Gale Sayers	1965
10	Rashaan Salaam	1995
8	Matt Forté	2008
	Bobby Watkins	1955
	Hugh Gallarneau	1941
	Beattie Feathers	1934

## OPPONENT RUSHING

### ATTEMPTS

39	Jerome Bettis at LAR	1/2/1994
37	Cedric Benson at CIN	10/25/2009
36	Edgerrin James at ARZ	10/16/2006
	Clinton Portis vs. WAS	10/17/2004

### YARDS

224	Adrian Peterson vs. MIN	10/14/2007
216	Ricky Williams at MIA	12/9/2002
211	Adrian Peterson at MIN	12/1/2013

### TOUCHDOWNS

*6	Ernie Nevers at Chi. Cards	11/28/2029
4	Jim Taylor vs. GB	11/4/1962
	Dub Jones at CLE	11/25/1951

\*Tied for NFL record

### LONG

97	Bobby Gagevs. PIT (TD)	12/4/1949
90	Johnny Johnsonat NYJ(TD)	9/25/1994
88	Jahvid Bestat DET(TD)	10/10/2011

## CAREER RUSHING

### CAREER RUSHING

			Att	Yds	Avg	TD
1	Walter Payton	1975-87	3,838	16,726	4.4	110
2	Matt Forté	2008-15	2,035	8,602	4.2	45
3	Neal Anderson	1986-93	1,515	6,166	4.1	51
4	Rick Casares (FB)	1955-64	1,386	5,657	4.1	49
5	Gale Sayers	1965-71	991	4,956	5	39
6	David Montgomery	2019-22	915	3,609	3.9	26
7	Thomas Jones	2004-06	850	3,493	4.1	22
8	Jordan Howard	2016-18	778	3,370	4.3	24
9	Anthony Thomas	2001-04	858	3,332	3.9	21
10	Roland Harper (FB)	1975-78;80-82	757	3,044	4	15
11	Willie Galimore	1957-63	670	2,985	4.5	26
12	Matt Suhey (FB)	1980-89	829	2,946	3.6	20
13	Ronnie Bull (HB/FB)	1962-70	787	2,871	3.7	9
14	Bronko Nagurski (FB)	1930-37; 43	633	2,778	4.4	25
15	Bobby Douglass (QB)	1969-75	373	2,470	6.6	20
16	Ray Noling	1936-43	508	2,285	4.5	10
17	Raymont Harris	1994-97	592	2,245	3.8	15
18	Justin Fields (QB)	2021-23	356	2,220	6.2	14
19	George Gulyanics	1947-52	509	2,081	4.1	19
20	Brad Muster (FB)	1988-92	455	2,014	4.4	20
21	James Allen	1998-2001	515	1,978	3.8	4
22	Gary Famiglietti	1938-45	505	1,927	3.8	20
23	Beattie Feathers	1934-37	320	1,846	5.5	14
24	Khalil Herbert	2021-24	372	1,791	4.8	9
25	Bill Osmanski (FB)	1939-43; 46-47	374	1,743	4.9	20

### 1,000-YARD RUSHING SEASONS

Rk.	Player	Season	Yards
1	Walter Payton	1977	1,852
2	Walter Payton	1984	1,684
3	Walter Payton	1979	1,610
4	Walter Payton	1985	1,551
5	Walter Payton	1980	1,460
6	Walter Payton	1983	1,421
7	Walter Payton	1978	1,395
8	Walter Payton	1976	1,390
9	Matt Forté	2013	1,339
10	Thomas Jones	2005	1,335
11	Walter Payton	1986	1,333
12	Jordan Howard	2016	1,313

13	Neal Anderson	1989	1,275
14	Matt Forté	2008	1,238
15	Gale Sayers	1966	1,231
16	Walter Payton	1981	1,222
17	Thomas Jones	2006	1,210
18	Anthony Thomas	2001	1,183
19	Justin Fields	2022	1,143
20	Rick Casares	1956	1,126
21	Jordan Howard	2017	1,122
22	James Allen	2000	1,120
23	Neal Anderson	1988	1,106
24	Matt Forté	2012	1,094
25	Neal Anderson	1990	1,078
26	Rashaan Salaam	1995	1,074
27	David Montgomery	2020	1,070
28	Matt Forté	2010	1,069
29	Matt Forté	2014	1,038
30	Raymont Harris	1997	1,033
31	Gale Sayers	1969	1,032
32	Anthony Thomas	2003	1,024
33	Beattie Feathers	1934	1,004

## PASSING

### QB RATING

### LIFETIME (400+ ATTEMPTS)

		2024
87.8	Caleb Williams	
87.2	Mitchell Trubisky	2017-20
85.2	Jay Cutler	2009-16
82.3	Justin Fields	2021-23

### SEASON (100+ ATTEMPTS)

109.0	Josh McCown	2013
107.5	Sid Luckman	1943
98.0	Brian Hoyer	2016

### ATTEMPTS

### LIFETIME

3,271	Jay Cutler	2009-16
1,759	Jim Harbaugh	1987-93
1,744	Sid Luckman	1939-50

### SEASON

562	Caleb Williams	2024
561	Jay Cutler	2014
555	Jay Cutler	2009

### GAME

60	Erik Kramer vs NYJ	11/16/1997
57	Bill Wade at WAS	10/25/1964
54	Mitchell Trubisky vs. NO	10/20/2019
	Matt Barkley vs. TEN	11/27/2016

### COMPLETIONS

### LIFETIME

2,020	Jay Cutler	2009-16
1,023	Jim Harbaugh	1987-93
1,010	Mitchell Trubisky	2017-20

### SEASON

370	Jay Cutler	2014
351	Caleb Williams	2024
336	Jay Cutler	2009

### GAME

36	Nick Foles at TEN	11/8/2020
	Josh McCown at STL	11/24/2013
34	Mitchell Trubisky vs. NO	10/20/2019

	Jay Cutler vs. BUF	9/7/2014
	Brian Griese at DET	9/30/2007
	Jim Miller vs. MIN	11/14/1999
33	Bill Wade at WAS	10/25/1964
	Brian Hoyer at IND	10/9/2016
	Mitchell Trubisky vs. GB	1/3/2021

## CONSECUTIVE

16	Justin Fields	10/1/2023
15	Shane Matthews vs. NE	12/10/2000
14	Steve Walsh at MIN	12/1/1994
13	Jim Harbaugh at GB	10/23/1992
	Rudy Bukich	11/22-11/26/64

## LONG

98	Bill Wade at DET (TD to Farrington)	10/8/1961
93	Jack Concannon vs. StL Cards (TD to Gordon)	11/19/1967
91	Ed Brown vs. SF (TD to Dewveal)	10/16/1960

## COMPLETION PERCENTAGE

### LIFETIME (300+ COMPLETIONS)

64.0	Mitchell Trubisky	2017-20 (1,010 of 1,577)
<b>62.5</b>	<b>Caleb Williams</b>	<b>2024 (351 of 562)</b>
61.8	Jay Cutler	2009-16 (2,020 of 3,271)
61.1	Shane Matthews	1996, 99-01 (366 of 599)

### SEASON (75+ COMPLETIONS)

67.0	Mitchell Trubisky	2020 (199 of 297)
	Brian Hoyer	2016 (134 of 200)
66.6	Mitchell Trubisky	2018 (289 of 434)
66.5	Josh McCown	2013 (149 of 224)

### GAME (10+ COMPLETIONS)

86.7	Bob Williams vs. DAL	10/12/1952 (13 of 15)
86.2	Mitchell Trubisky vs. SF	12/23/2018 (25 of 29)
83.3	Bill Wade vs. BAL	11/8/1964 (10 of 12)
	Ed Brown at DET	11/20/1955 (15 of 18)
	Gene Ronzani vs. DET	10/22/1944 (10 of 12)

## YARDS

### LIFETIME

23,443	Jay Cutler	2009-16
14,686	Sid Luckman	1939-50
11,567	Jim Harbaugh	1987-93

### SEASON

3,838	Erik Kramer	1995
3,812	Jay Cutler	2014
3,666	Jay Cutler	2009

### GAME

468	Johnny Lujack vs. Chi. Cards	12/11/1949
466	Bill Wade at DAL	11/18/1962
433	Sid Luckman at NYG	11/14/1943

## 300-YARD GAMES

### LIFETIME

16	Jay Cutler	2009-16
9	Bill Wade	1961-66
7	Mitchell Trubisky	2017-19
	Erik Kramer	1994-98

## SEASON

4	Caleb Williams	2024
	Mitchell Trubisky	2018
	Brian Hoyer	2016
	Jay Cutler	2014
	Bill Wade	1962

## CONSECUTIVE GAMES

4	Brian Hoyer	9/25-10/16/2016
3	Mitchell Trubisky	9/30-10/21/2018
	Josh McCown	11/24-12/9/2013

## TOUCHDOWN PASSES

### LIFETIME

154	Jay Cutler	2009-16
137	Sid Luckman	1939-50
68	Bill Wade	1961-66

### SEASON

29	Erik Kramer	1995
28	Jay Cutler	2014
	Sid Luckman	1943

### GAME

*7	Sid Luckman at NYG	11/14/1943
6	Mitchell Trubisky vs. TB	9/30/2018
	Johnny Lujack vs. Chi. Cards	12/11/1949
5	Ray Buivid vs. Chi. Cards	12/5/1937
*Tied for NFL Record		

### CONSECUTIVE GAMES

19	Sid Luckman	11/22/42-11/26/1944
18	Jay Cutler	11/10/2013-12/15/2014
14	Sid Luckman	10/12/47-10/17/1948

## PASSES INTERCEPTED

### LIFETIME

132	Sid Luckman	1939-50
109	Jay Cutler	2009-16
88	Ed Brown	1954-61

### SEASON

31	Sid Luckman	1947
26	Jay Cutler	2009
24	Bill Wade	1962

### GAME

7	Edmund (Zeke) Bratkowski at BAL	10/2/1960
5	Six times, last: Matt Barkley vs. WAS	12/24/2016

## PASSES NOT INTERCEPTED

### CONSECUTIVE

353	Caleb Williams	11/13/24-12/26/2024
205	Kyle Orton	9/28-11/30/2008
200	Brian Hoyer	9/19-10/20/2016

### GAME

54	Mitchell Trubisky vs. NO	10/20/2019
52	Nick Foles at TEN	11/8/2020
50	Erik Kramer at MIA	10/27/1997

## LOWEST INTERCEPTION PCT.

### LIFETIME (400+ ATTEMPTS)

<b>1.08</b>	<b>Caleb Williams</b>	<b>2024 (6 int, 562 att)</b>
2.35	Mitchell Trubisky	2017-20 (37 int, 1,577 att)
2.69	Jim Miller	1998-2002 (26 int, 965 att)
2.89	Erik Kramer	1994-98 (45 int, 1,557 att)

### SEASON (100+ ATTEMPTS)

0.00	Brian Hoyer	2016 (0 int, 200 att)
0.45	Josh McCown	2013 (1 int, 224 att)
<b>1.08</b>	<b>Caleb Williams</b>	<b>2024 (6 int, 562 att)</b>
1.40	Jim McMahon	1984 (2 int, 143 att)

## AVERAGE YARDS PER ATTEMPT

### LIFETIME (400+ PASSES)

8.42	Sid Luckman	1939-50
8.23	Bernie Masterson	1934-40
7.79	Johnny Lujack	1948-51

### SEASON (100+)

10.86	Sid Luckman	1943
9.924	Sid Luckman	1941
9.923	Ed Brown	1956

### GAME (10+)

17.1	Charlie O'Rourke at DET	11/22/1942
16.9	Sid Luckman at Cle. Rams	10/5/1941
16.7	Gene Ronzani vs. DET	10/22/1944

## ROOKIE PASSING

### ATTEMPTS

562	Caleb Williams	2024
368	Kyle Orton	2005
330	Mitchell Trubisky	2017

### COMPLETIONS

351	Caleb Williams	2024
196	Mitchell Trubisky	2017
190	Kyle Orton	2005

### YARDS

3,541	Caleb Williams	2024
2,193	Mitchell Trubisky	2017
1,870	Justin Fields	2021

### TOUCHDOWNS

20	Caleb Williams	2024
11	Charlie O'Rourke	1942
9	Kyle Orton	2005
	Jim McMahon	1982

### INTERCEPTIONS

17	Zeke Bratkowski	1954
13	Kyle Orton	2005
11	Bob Avellini	1975

## OPPONENT PASSING

### ATTEMPTS

67	Brian Griese vs. TB	9/21/2008
63	Matthew Stafford vs. DET	11/13/2011
62	Randall Cunningham vs. PHI	10/2/1989

### COMPLETIONS

40	Brad Johnson at TB	11/18/2001
39	Aaron Rodgers at GB	10/20/2016
38	Brian Griese vs. TB	9/21/2008

### YARDS

509	Vince Ferragamo at LA Rams	12/26/1982
436	Tommy Kramer at MIN	9/19/1985
407	Brian Griese vs. TB	9/21/2008

### TOUCHDOWNS

6	Aaron Rodgers at GB	11/9/2014
5	Tom Brady at NE	10/26/2014
	Aaron Rodgers at GB	12/25/2011
	Kurt Warner vs. ARZ	11/8/2009
	Carson Palmer at CIN	10/25/2009
	Brett Favre at GB	11/12/1995
	Tommy Kramer at MIN	11/28/1982
	Steve Spurrier vs. SF	11/19/1972

### INTERCEPTIONS

5	Seven times last: Tony Romo DAL	10/1/2012
4	28 times last: Joshua Dobbs vs. MIN	11/27/2023

### CONSECUTIVE COMPLETIONS

17	Kirk Cousins at MIN	10/9/2022
12	Brad Johnson at MIN	1/1/2006
	Jim Hart at STL Cards	9/25/1977

### LONG

'99	Gus Frerotte at MIN (TD)	11/30/2008
	Brett Favre vs. GB(TD)	9/11/1995
	Sonny Jurgensen vs. WAS(TD)	9/15/1968
98	Charlie Batch vs. DET(TD)	10/4/1998
97	Bernie Kosar at CLE(TD)	10/23/1989
	Pat Coffee vs. Chi. Cards(TD)	12/5/1937

\*Tied for NFL Record

### TIMES SACKED

11	Archie Manning vs. MIN	10/28/1984
10	Guido Merkins at PHI	10/4/1987
9	Fran Tarkenton vs. MIN	12/17/1961

## CAREER PASSING

### CAREER PASSING

By	Yards	Years	Att	Cmp	Cmp%	Yards	Y/Att	TD	TD%	Int	Int%	Rtg
1.	Cutler	2009-16	3,271	2,020	61.8	23,443	7.2	154	4.7	109	3.3	85.2
2.	Luckman	1939-50	1,744	904	51.8	14,686	8.4	137	7.9	132	7.6	75
3.	Harbaugh	1987-93	1,759	1,023	58.1	11,567	6.5	50	2.8	56	3.2	74.2
4.	McMahon	1982-88	1,513	874	57.8	11,203	7.3	67	4.4	56	3.7	80.4
5.	Trubisky	2017-20	1,577	1,010	64.0	10,609	6.7	64	4.1	37	2.3	87.2
6.	Kramer	1994-98	1,557	913	58.6	10,582	6.8	63	4	45	2.9	80.7
7.	Wade	1961-66	1,407	767	54.5	9,958	7.1	68	4.8	66	4.7	73.6
8.	Brown	1954-61	1,246	607	48.7	9,698	7.8	63	5.1	88	7.1	62.5
9.	Avellini	1975-84	1,110	560	50.5	7,111	6.4	33	3.0	69	6.2	54.8
10.	Fields	2021-23	958	578	60.3	6,674	7.0	40	4.2	30	3.1	82.3
11.	Lujack	1948-51	808	404	50.0	6,295	7.8	41	5.1	54	6.7	65.3
12.	Bukich	1958-59;	878	474	54.0	6,254	7.1	46	5.2	45	5.1	72.9
13.	Tomczak	1985-90	915	454	49.6	6,247	6.8	33	3.6	47	5.1	62.5
14.	Evans	1977-83	953	464	48.7	6,172	6.5	31	3.3	53	5.6	57.3
15.	Grossman	2003-08	962	521	54.2	6,164	6.4	33	3.4	35	3.6	70.2

## RECEIVING

### RECEPTIONS

#### LIFETIME

492	Walter Payton	1975-87
487	Matt Forte	2008-15
356	Johnny Morris	1958-67

#### SEASON

118	Brandon Marshall	2012
102	Matt Forte	2014
	Allen Robinson II	2020
100	Brandon Marshall	2013
	Marty Booker	2001

#### GAME

14	Jim Keane at NYG	10/23/1949
13	Bobby Engram at STL	12/26/1999
	Mike Ditka at WAS	10/25/1964

#### CONSECUTIVE GAMES

60	Marty Booker	9/24/2000-12/28/2003; 9/7-9/14/2008
57	Allen Robinson	9/9/2018-1/9/2022
	Bobby Engram	10/6/1996-9/17/2000

### YARDS

#### LIFETIME

5,059	Johnny Morris	1958-67
4,616	Harlon Hill	1954-61
4,549	Alshon Jeffery	2012-16

#### SEASON

1,508	Brandon Marshall	2012
1,421	Alshon Jeffery	2013
1,400	Marcus Robinson	1999

#### GAME

249	Alshon Jeffery at MIN	12/1/2013
230	DJ Moore at WAS	10/5/2023
218	Alshon Jeffery vs. NO	10/6/2013

#### LONG

98	John Farrington (TD)	10/8/1961
93	Dick Gordon (TD)	11/19/1967
91	Willard Dewveall (TD)	10/16/1960

### 1,000 YARDS

#### SEASONS

2	Allen Robinson II	2019-20
	Alshon Jeffery	2013-14
	Brandon Marshall	2012-13
	Marty Booker	2001-02
	Curtis Conway	1995-96
	Harlon Hill	1954, 56

### 100-YARD GAMES

#### LIFETIME

19	Harlon Hill	1954-61
15	Brandon Marshall	2012-14
	Johnny Morris	1958-67
14	Mike Ditka	1961-66

#### SEASON

7	Brandon Marshall	2012
	Jeff Graham	1995
	Harlon Hill	1954
	Ken Kavanaugh	1947
6	Brandon Marshall	2013

Johnny Morris	1964
Harlon Hill	1956

#### CONSECUTIVE GAMES

3	Alshon Jeffery	10/18-11/9/2015
	Jeff Graham	11/5-11/19/1995
	Harlon Hill	11/11-11/25/1956

### AVERAGE GAIN

#### LIFETIME (100+ RECEPTIONS)

22.4	Ken Kavanaugh	1940-41, 45-50
21.7	Ray (Scooter) McLean	1940-47
20.4	Harlon Hill	1954-61

#### SEASON (30+ RECEPTIONS)

25.6	Ken Kavanaugh	1947
25.0	Harlon Hill	1954
24.0	Harlon Hill	1956

#### GAME (4+ RECEPTIONS)

44.8	Dick Gordon vs. STL Cards	11/19/1967
41	Ricky Proehl at DET	11/27/1997
37.5	Gene Schroeder vs. Chi. Cards	12/16/1951

### TOUCHDOWNS

#### LIFETIME

50	Ken Kavanaugh	1940-41, 45-50
40	Harlon Hill	1954-61
35	Dick Gordon	1965-71

#### SEASON

13	Dick Gordon	1970
	Ken Kavanaugh	1947
12	Brandon Marshall	2013
	Curtis Conway	1995
	Mike Ditka	1961
	Harlon Hill	1954

#### GAME

4	Mike Ditka at L.A. Rams	10/13/1963
	Harlon Hill at SF	10/31/1954
3	16 tiems last: Taylor Gabriel at WAS	9/23/2019

#### CONSECUTIVE GAMES

7	Curtis Conway	9/24-11/12/1995
	Ken Kavanaugh	11/2-12/14/1947
6	Alshon Jeffery	11/16-12/21/2014
5	Dennis McKinnon	9/8-10/5/1985
	Mike Ditka	10/22-11/19/1961

### ROOKIE RECEIVING

#### RECEPTIONS

63	Matt Forté	2008
61	Darnell Mooney	2020
56	Mike Ditka	1961

#### YARDS

1,124	Harlon Hill	1954
1,076	Mike Ditka	1961
836	Willie Gault	1983

#### TOUCHDOWNS

12	Mike Ditka	1961
	Harlon Hill	1954
8	Willie Gault	1983

## OPPONENT RECEIVING

### RECEPTIONS

20	Terrell Owens at SF	12/17/2000
14	Steve Smith vs. CAR	11/20/2005
	Herman Moore at DET	12/4/1995
13	Four times: Last: Stefon Diggs vs. MIN	11/18/2018

### YARDS

283	Terrell Owens at SF	12/17/2000
225	Bernie Casey vs. SF	11/13/1966
204	Marshall Faulk at STL	12/26/1999
	Randy Moss vs. MIN	11/14/1999

### TOUCHDOWNS

3	16 times last: Mike Evans at TB	10/24/2021
---	---------------------------------	------------

### LONG

*99	Bernard Berrian at MIN (TD)	11/30/2008
	Robert Brooks vs. GB (TD)	9/11/1995
	Gerry Allen vs. WAS (TD)	9/15/1968
98	Johnnie Morton vs. DET (TD)	10/4/1998

\*Tied for NFL Record

## CAREER RECEIVING

### YARDS

		Yards	Rec	Avg	TD	
1.	Johnny Morris (WR)	1958-67	5,059	356	14.2	31
2.	Harlon Hill (WR)	1954-61	4,616	226	20.4	40
3.	Alshon Jeffery (WR)	2012-16	4,549	304	15	26
4.	Walter Payton (RB)	1975-87	4,538	492	9.2	15
5.	Mike Ditka (TE)	1961-66	4,503	316	14.3	34
6.	Curtis Conway (WR)	1993-99	4,498	329	13.7	31
7.	Matt Forté (RB)	2008-15	4,116	487	8.5	19
8.	Marty Booker (WR)	1999-2003; 08	3,895	329	11.8	25
9.	Willie Gault (WR)	1983-87	3,650	184	19.8	27
10.	Ken Kavanaugh (E)	1940-41; 45-50	3,626	162	22.4	50
11.	Allen Robinson II (WR)	2018-21	3,561	238	12.2	18
12.	Dick Gordon (WR)	1965-71	3,550	238	14.9	35
13.	Brandon Marshall (WR)	2012-14	3,524	279	12.6	31
14.	James Scott (WR)	1976-80; 82	3,202	177	18.1	20
15.	Jim Dooley (WR)	1952-54; 56-57; 59-62	3,172	211	15.0	16
16.	Jim Keane (E)	1946-51	3,031	206	14.7	23
17.	Wendell Davis (WR)	1988-93	3,000	207	14.5	14
18.	Dennis McKinnon (WR)	1983-85; 87-89	2,840	180	15.8	21
19.	Bobby Engram (WR)	1996-2000	2,831	246	11.5	17
20.	Bill McColl (E)	1952-59	2,815	201	14.0	25
21.	Devin Hester (WR)	2006-13	2,807	217	12.9	14
22.	Neal Anderson (RB)	1986-93	2,763	302	9.1	20
23.	Emery Moorehead (TE)	1981-88	2,730	200	13.7	14
24.	Marcus Robinson (WR)	1998-2002	2,695	187	14.4	20
25.	Desmond Clark (TE)	2003-10	2,639	242	10.9	18

### RECEPTIONS

			Rec	Yards	Avg	TDs
1.	Walter Payton (RB)	1975-87	492	4,538	9.2	15
2.	Matt Forté (RB)	2008-15	487	4,116	8.5	19
3.	Johnny Morris (WR)	1958-67	356	5,059	14.2	31
4.	Marty Booker (WR)	1999-2003; 08	329	3,895	11.8	25
	Curtis Conway (WR)	1993-99	329	4,498	13.7	31
6.	Mike Ditka (TE)	1961-66	316	4,503	14.3	34
7.	Alshon Jeffery (WR)	2012-16	304	4,549	15	26
8.	Neal Anderson (RB)	1986-93	302	2,763	9.1	20
9.	Allen Robinson II (WR)	2017-2021	293	3,561	12.2	18
10.	Brandon Marshall (WR)	2012-14	279	3,524	12.6	31
11.	Matt Suhey (FB)	1980-89	260	2,113	8.1	5

12. Cole Kmet (TE)	2020-present	258	2,592	10.0	19
13. Bobby Engram (WR)	1996-2000	246	2,831	11.5	17
14. Desmond Clark (TE)	2003-10	242	2,639	10.9	18
15. Dick Gordon (WR)	1965-71	238	3,550	14.9	35
16. Harlon Hill (WR)	1954-61	226	4,616	20.4	40
17. Devin Hester (WR)	2006-13	217	2,807	12.9	14
18. Darnell Mooney (WR)	2020-23	213	2,593	12.2	11
19. Jim Dooley (WR)	1952-54; 56-57; 59-62	211	3,172	15	16
20. Tarik Cohen (RB)	2017-20	209	1,575	7.5	9
21. Martellus Bennett (TE)	2013-15	208	2,114	10.2	14
22. Wendell Davis (WR)	1988-93	207	3,000	14.5	14
23. Jim Keane (E)	1946-51	206	3,031	14.7	23
24. Bill McColl (E)	1952-59	201	2,815	14	25
25. Emery Moorehead (TE)	1981-88	200	2,730	13.7	14

## 1,000-YARD RECEIVERS

Player	Season	Yards
1. Brandon Marshall	2012	1,508
2. Alshon Jeffery	2013	1,421
3. Marcus Robinson	1999	1,400
4. DJ Moore	2023	1,364
5. Jeff Graham	1995	1,301
6. Brandon Marshall	2013	1,295
7. Allen Robinson II	2020	1,250
8. Johnny Morris	1964	1,200
9. Marty Booker	2002	1,189
10. Allen Robinson II	2019	1,147
11. Alshon Jeffery	2014	1,133
12. Harlon Hill	1956	1,128
13. Harlon Hill	1954	1,124
14. Mike Ditka	1961	1,076
15. Marty Booker	2001	1,071
16. Darnell Mooney	2021	1,055
17. Curtis Conway	1996	1,049
18. Curtis Conway	1995	1,037
19. Dick Gordon	1970	1,026

## SACKS

ALL SACK STATISTICS PRIOR TO 1982 ARE UNOFFICIAL (SINCE 1970)

### LIFETIME

124.5	Richard Dent	1983-93; 95
92.5	Steve McMichael	1981-93
82	Dan Hampton	1979-90

### SEASON

18.5	Robert Quinn	2021 (16 games)
17.5	Richard Dent	1984 (16 games)
17	Richard Dent	1985 (16 games)

### GAME

4.5	Richard Dent vs. LA Raiders	11/4/1984
	Richard Dent at LA Raiders	12/27/1987
4	Jim Osborne vs. MIN	9/23/1973
	Alex Brown at NYG	11/7/2004

## CONSECUTIVE GAMES (AT LEAST .5 SACK)

9	Robert Quinn	11/8/21-1/9/22
8	Rosevelt Colvin	12/23/2001-10/7/2002
7	Alonzo Spellman	12/1/1994-9/17/1995

## ROOKIE SACKS

12.0	Mark Anderson (DE)	2006
9.0	Wally Chambers (DT)	1973
8.0	Brian Urlacher (LB)	2000

CAREER SACKS

	Years	Sacks
1. Richard Dent	1983-93; 95	124.5
2. Steve McMichael	1982-93	92.5
3. Dan Hampton	1982-90	57.0
4. Alex Brown	2002-09	43.5
5. Adewale Ogunleye	2004-09	42.0
6. Trace Armstrong	1989-94	42.0
7. Brian Urlacher	2000-13	41.5
8. Jim Flanigan	1994-00	40.5
9. Julius Peppers	2010-13	37.5
10. Khalil Mack	2018-21	36.0
Otis Wilson	1980-87	36.0

PUNTS

PUNTS

LIFETIME

884	Bob Parsons	1972-83
878	Brad Maynard	2001-10
833	Bobby Joe Green	1962-73

SEASON

*114	Bob Parsons	1981
108	Brad Maynard	2004
99	Bob Parsons	1976

\*Tied for NFL Record

GAME

14	Keith Molesworth	12/10/1933
12	Todd Sauerbrun	10/5/1997
11	Six times last: Adam Podlesh	12/11/2011

YARDS

LIFETIME

36,781	Brad Maynard	2001-10
35,057	Bobby Joe Green	1962-73
34,180	Bob Parsons	1972-83

SEASON

4,638	Brad Maynard	2004
4,531	Bob Parsons	1981
4,087	Pat O'Donnell	2017

GAME

526	Adam Podlesh at DEN	12/11/2011
524	Todd Sauerbrun vs. NO	10/5/1997
517	Keith Molesworth vs. GB	12/10/1933

LONG

94	Joe Lintzenich vs. NYG	11/15/1931
87	Dave Finzer vs. NO	10/7/1984
81	Bob Parsons vs. NE	12/5/1982

GROSS AVERAGE

LIFETIME (75+ PUNTS)

47.7	Tory Taylor	2024
46.1	Trenton Gill	2022-23
45.1	Pat O'Donnell	2014-20
44.5	George Gulyanics	1947-52

SEASON (30+)

47.7	Tory Taylor	2024
47.0	Pat O'Donnell	2017
46.5	Bobby Joe Green	1963
46.2	Pat O'Donnell	2021

GAME (4+)

57.5	Fred Morrison vs. LA Rams	11/16/1952
57.4	Pat O'Donnell at Denver	9/15/2019
56.7	Pat O'Donnell at Cleveland	9/26/2021
55.8	Tory Taylor at Detroit Lions	11/28/2024

INSIDE 20

LIFETIME

284	Brad Maynard	2001-10
200	Pat O'Donnell	2014-21
159	Bob Parsons	1972-83

SEASON

40	Brad Maynard	2008
36	Brad Maynard	2001
34	Tory Taylor	2024
	Adam Podlesh	2012
	Brad Maynard	2004

GAME

6	Brad Maynard at GB	12/9/2001
5	Tory Taylor at WAS	10/27/2024
	Brad Maynard at MIN	11/30/2008
	Brad Maynard vs. TB	12/17/2006
	Bob Parsons at HOU	11/6/1977

HAD BLOCKED

LIFETIME

5	Maury Buford	1985-86; 89-91
	Bob Parsons	1972-83
	Ed Brown	1954-61

SEASON

2	Brad Maynard	2003
	Maury Buford	1990
	David Finzer	1984
	Ray Stachowicz	1983
	Bob Parsons	1977
	Jon Kilgore	1968
	Ed Brown	1960
	Fred Morrison	1953

GAME

2	Ray Stachowicz at MIN	12/11/1983
	Jon Kilgore at LAR	12/8/1968

ROOKIE PUNTING

PUNTS

83	Dave Finzer	1984
82	Tory Taylor	2024
71	Pat O'Donnell	2014

AVERAGE (MIN. 30 PUNTS)

47.7	Tory Taylor	2024
46.0	Trenton Gill	2022
44.8	George Gulyanics	1947
44.0	Sid Luckman	1939

OPPONENT PUNTING

PUNTS

14	Dick Nesbitt vs. Chi. Cards	11/30/1933
11	Five times last: Dustin Colquitt vs. KC	12/4/2011

AVERAGE (4+ PUNTS)

61.8	Bob Cifers vs. DET	11/24/1946
57.8	Brian Moorman vs. BUF	10/8/2006
57.5	Craig Hentrich at TEN	10/25/1998



LONG

84	Doug Russell vs. Chi. Cards	9/11/1938
83	Bryan Anger at DAL	10/30/2022
82	Corey Bojorquez vs. GB	10/17/2021
80	Shane Lechler at OAK	11/27/2011

CAREER PUNTING

CAREER PUNTING

(75+ Punts)		Years	Punts	Yards	Gross Avg
1	<b>Tory Taylor</b>	<b>2024</b>	<b>82</b>	<b>3,911</b>	<b>47.7</b>
2	Trenton Gill	2022-23	133	6,126	46.1
3	Pat O'Donnell	2014-2021	564	25,451	45.1
4	George Gulyanics	1947-52	113	5,032	44.5
5	Adam Podlesh	2011-13	238	10,065	42.3
6	Todd Sauerbrun	1995-99	328	13,849	42.2
7	Bobby Joe Green	1962-73	833	35,057	42.1
8	Brad Maynard	2001-10	878	36,781	41.9
9	Fred "Curley" Morrison	1950-53	243	10,170	41.9
10	Bryan Wagner	1987-88	115	4,743	41.2

RETURNS

PUNT RETURNS

LIFETIME

264	Devin Hester	2006-13
127	Dennis McKinnon	1983-85; 87-89
120	Jeff Fisher	1981-84

SEASON

57	Lew Barnes	1986
	Jeff Fisher	1984
47	Devin Hester	2006

GAME

8	Jeff Fisher at DET	12/16/1984
7	R.W. McQuarters vs. WAS	10/17/2004
	Dennis McKinnon at DET	10/9/1988
	Dennis McKinnon at GB	12/4/1983
	Steve Schubert at TB	12/4/1977
	Ron Smith at CLE	10/15/1972
	George McAfee vs. GB	10/15/1950

PUNT RETURN YARDS

LIFETIME

3,241	Devin Hester	2006-13
1,431	George McAfee	1940-41; 45-50
1,171	Dennis McKinnon	1983-85; 87-89

SEASON

651	Devin Hester	2007
600	Devin Hester	2006
564	Devin Hester	2010

GAME

152	Devin Hester at ARZ	10/16/2006
143	Devin Hester vs. KC	9/16/2007
134	Dennis McKinnon vs. NYG	9/14/1987
	Gale Sayers vs. SF	12/12/1965

LONG

97	Jakeem Grant Sr. at GB (TD)	12/12/2021
95	Johnny Bailey vs. KC(TD)	12/29/1990
94	Josh Blackwell at GB (TD)	1/5/2025
	Dennis McKinnon vs. NYG(TD)	9/14/1987

PUNT RETURN AVERAGE

LIFETIME (50+ RETURNS)

12.8	George McAfee	1940-41; 45-50
12.3	Devin Hester	2006-13
11.3	J.R. Boone	1948-51

SEASON (15+ RETURNS)

17.1	Devin Hester	2010
16.2	Devin Hester	2011
15.5	Devin Hester	2007

GAME (3+)

43.7	Jakeem Grant Sr. at GB	12/12/2021
40.7	Devin Hester vs. DET	11/13/2011
36.0	George McAfee vs. LA Rams	10/10/1948
34.0	Ray (Scooter) McLean vs. Chi. Cards	10/11/1942

PUNT RETURN TOUCHDOWNS

LIFETIME

*13	Devin Hester	2006-13
3	Dennis McKinnon	1983-85; 87-89
	Steve Schubert	1975-79
	Ray (Scooter) McLean	1940-47

\*NFL Record

SEASON

*4	Devin Hester	2007
3	Devin Hester	2010
	Devin Hester	2006
2	Devin Hester	2011
	Dennis McKinnon	1987

\*Tied for NFL Record

GAME

1	47 times*, last: J. Blackwell at GB	1/5/2024
---	-------------------------------------	----------

\*Since 1941

FAIR CATCHES

LIFETIME

79	Devin Hester	2006-13
63	Glyn Milburn	1998-2001
58	Tarik Cohen	2017-19

SEASON

26	Glyn Milburn	2000
22	Marc Mariani	2015
21	Trent Taylor	2023
	Tarik Cohen	2018
	Steve Schubert	1978

GAME

6	Bryce Callahan vs. SF	12/4/2016
	Bobby Engram vs. MIN	9/15/1996
5	Last: Devin Hester at DEN	12/11/2011
	Glyn Milburn vs. GB	12/3/2000
	Curtis Conway vs. TB	11/6/1994

KICKOFF RETURNS

LIFETIME

222	Devin Hester	2006-13
192	Glyn Milburn	1998-2001
	Dennis Gentry	1982-92

SEASON

63	Glyn Milburn	2000
62	Glyn Milburn	1998
61	Glyn Milburn	1999

## GAME

10	Chris Williams at GB	11/9/2014
9	Ahmad Merritt at SF	9/7/2003
8	Brian Baschnagel at HOU	11/6/1977

## KICKOFF RETURN YARDS

### LIFETIME

5,504	Devin Hester	2006-13
4,596	Glyn Milburn	1998-2001
4,353	Dennis Gentry	1982-92

### SEASON

1,550	Glyn Milburn	1998
1,468	Glyn Milburn	2000
1,436	Devin Hester	2013

## GAME

288	Chris Williams at GB	11/9/2014
249	Devin Hester vs. MIN	9/15/2013
225	Devin Hester at STL	12/11/2006

## LONG

104	Cordarrelle Patterson vs. MIN (TD)	11/16/2020
103	Gale Sayers at PIT (TD)	9/17/1967
102	Cordarrelle Patterson vs. NO (TD)	10/20/2019
	Johnny Knox vs. DET (TD)	10/4/2009

## KICKOFF RETURN AVERAGE

### LIFETIME (50+ RETURNS)

30.6	Gale Sayers	1965-71
29.2	Cordarrelle Patterson	2019-20
27.4	Johnny Knox	2009-11

### SEASON (1+ PER GAME)

37.7	Gale Sayers (16-603)	1967
32.7	Cecil Turner (23-752)	1970
31.7	Walter Payton (14-444)	1975

## GAME (3+)

56.3	Devin Hester at STL	12/11/2006
52	Cecil Turner at NYG	9/19/1970
49.8	Devin Hester vs. MIN	9/15/2013

## KICKOFF RETURN TOUCHDOWNS

### LIFETIME

6	Gale Sayers	1965-71
5	Devin Hester	2006-13
4	Cecil Turner	1968-73

### SEASON

*4	Cecil Turner	1970
3	Gale Sayers	1967
2	Last: Devin Hester	2007

\*Tied for NFL record

## GAME

*2	Devin Hester at STL	12/11/2006
1	Last: Cordarrelle Patterson vs. NO	10/20/2019

\*Tied for NFL Record

## COMBINED RETURNS

### SEASON

98	Glyn Milburn	2000 (p-35, k-63)
91	Glyn Milburn	1999 (p-30, k-61)
87	Glyn Milburn	1998 (p-25, k-62)

## COMBINED RETURN YARDS

### LIFETIME

8,745	Devin Hester	2006-13 (p-3,241, k-5,504)
5,566	Glyn Milburn	1998-2001 (p-970, k-4,596)
4,489	Dennis Gentry	1982-92 (p-137, k-4,353)

### SEASON

1,841	Glyn Milburn	1999 (p-291, k-1,550)
1,772	Glyn Milburn	1998 (p-346, k-1,426)
1,768	Glyn Milburn	2000 (p-300, k-1,468)

## GAME

314	Devin Hester at DET	9/30/2007 (p-95, k-219)
301	Chris Williams at GB	11/9/2014 (p-13, k-288)
249	Devin Hester vs. MIN	9/15/2013 (p-0, k-249)

## COMBINED TOUCHDOWNS

### LIFETIME

*18	Devin Hester	2006-13 (p-13, k-5)
8	Gale Sayers	1965-71 (p-2, k-6)
4	Cecil Turner	1968-73 (p-0, k-4)
	George McAfee	1940-41, 45-50 (p-2, k-2)

\*NFL Record

### SEASON

*6	Devin Hester	2007 (p-4, k-2)
5	Devin Hester	2006 (p-3, k-2)
4	Cecil Turner	1970(k-4)
	Gale Sayers	1967 (p-1, k-3)

\*NFL Record

## GAME

*2	Devin Hester vs. DEN	11/25/2007 (p-1, k-1)
	Devin Hester at STL	12/11/2006 (p-0, k-2)
	Gale Sayers at SF	12/3/1967 (p-1, k-1)

\*Tied for NFL Record

## ROOKIE PUNT RETURNS

### RETURNS

*57	Lew Barnes	1986
47	Devin Hester	2006
43	Jeff Fisher	1981

### YARDS

600	Devin Hester	2006
509	Jeff Fisher	1981
482	Lew Barnes	1986

### TOUCHDOWNS

3	Devin Hester	2006
1	Five times, last: Tarik Cohen	2017

## ROOKIE KICKOFF RETURNS

### RETURNS

32	Johnny Knox	2009
29	Brian Baschnagel	1976
27	Khalil Herbert	2021
	Ike Hill	1973

YARDS

927	Johnny Knox	2009
754	Brian Baschnagel	1976
660	Gale Sayers	1965

TOUCHDOWNS

2	Devin Hester	2006
1	Six times, last: Johnny Knox	2009

OPPONENT PUNT RETURNS

RETURNS

8	Quan Cosby at DEN	12/11/2011
	Mike Nelms vs. WAS	10/11/1981
7	Last: Demetric Felton at CLE	9/26/2021

YARDS

132	Michael Campanaro at BAL	10/15/2017
122	Hugh McElhenny vs. SF	10/19/1952
118	Jon Arnett at LA Rams	11/2/1958

FAIR CATCHES

7	Lem Barney at DET	11/21/1976
6	Jamal Agnew vs. DET	11/10/2019
5	Marcus Sherels at MIN	12/9/2012
	Marcus Sherels at MIN	1/1/2012
	Darren Sproles at NO	9/18/2011

LONG

95	Steve Odom at GB (TD)	11/10/1974
94	Hugh McElhenny vs. SF (TD)	10/19/1952
88	Karl Williams at TB (TD)	12/22/1996

OPPONENT KICKOFF RETURNS

RETURNS

8	Lorenzo Booker at MIN	12/20/2010
	Aaron Brown vs. DET	10/4/2009
7	Last: Darius Reynaud at TEN	11/4/2012

YARDS

202	Carver Shannon at LA Rams	10/13/1963
195	Derek Stanley at STL	11/23/2008
191	Bobby Rainey at BAL	10/15/2017

LONG

108	David Johnson vs. ARZ (TD)	9/20/2015
106	Al Carmichael at GB (TD)	10/7/1956
105	Tyler Lockett at SEA (TD)	9/27/2015
	Cordarrelle Patterson vs. MIN (TD)	9/15/2013

CAREER RETURNS

CAREER KICKOFF RETURN YARDS

	Years	Returns	Yards	Avg TD
1. Devin Hester	2006-13	222	5,504	24.8 5
2. Glyn Milburn	1998-2001	192	4,596	23.9 2
3. Dennis Gentry	1982-92	192	4,353	22.7 3
4. Jerry Azumah	1999-2005	119	2,885	24.2 2
5. Gale Sayers	1965-71	91	2,781	30.6 6
6. Danieal Manning	2006-10	101	2,711	26.8 1
7. Cecil Turner	1968-73	108	2,616	24.2 4
8. Ron Smith	1965, 70-72	85	2,263	26.6 1
9. Brian Baschnagel	1976-84	89	2,102	23.6 0
10. Cordarrelle Patterson	2019-20	63	1,842	29.2 2
11. Nate Lewis	1994-95	77	1,778	23.1 0
12. Charlie Bivins	1960-66	62	1,531	24.7 0
13. Johnny Knox	2009-12	55	1,506	27.4 1
14. Thomas Sanders	1985-89	79	1,497	18.9 1
15. Deonte Thompson	2015-17	60	1,442	24.0 0

CAREER PUNT RETURN YARDS

	Years	Returns	Yards	Avg TD
1. Devin Hester	2006-13	264	3,241	12.3 13
2. George McAfee	1940-41; 45-50	112	1,431	12.8 2
3. Dennis McKinnon	1983-85; 87-89	127	1,171	9.2 3
4. Jeff Fisher	1981-84	120	1,125	9.4 1
5. Tarik Cohen	2017-20	96	985	10.3 1
6. R.W. McQuarters	2000-04	93	983	10.6 2
7. Glyn Milburn	1998-2001	94	970	10.3 1
8. Johnny Morris	1958-67	104	893	8.6 1
9. Steve Schubert	1975-79	100	851	8.5 3
10. Virgil Livers	1975-79	86	738	8.6 0
11. Johnny Bailey	1990-91	72	680	9.4 1
12. J.R. Boone	1948-51	56	635	11.3 0
13. Ray "Scooter" McLean	1940-47	42	622	14.8 3
14. Leon Johnson	2001-02	56	543	9.7 0
15. Ron Smith	1965; 1970-72	86	485	5.6 0

\*NFL Record

NET YARDS

ATTEMPTS (RUSHES, RECEPTIONS, & RETURNS)

LIFETIME

4,347	Walter Payton	1975-87
2,522	Matt Forté	2008-15
1,839	Neal Anderson	1986-93

SEASON

426	Walter Payton	1984
400	Walter Payton	1979
383	Walter Payton	1978

GAME

41	Walter Payton at BUF	10/7/1979
	Walter Payton vs. MIN	11/20/1977
40	James Allen vs. NE	12/10/2000
	Walter Payton at DAL	11/26/1981
	Walter Payton vs. GB	9/2/1979

YARDS

LIFETIME

21,803	Walter Payton	1975-87
12,718	Matt Forté	2008-15
11,632	Devin Hester	2006-13

SEASON

2,440	Gale Sayers	1966
2,272	Gale Sayers	1965
2,216	Walter Payton	1977

GAME

339	Gale Sayers vs. MIN	12/18/1966
336	Gale Sayers vs. SF	12/12/1965
317	Devin Hester at DET	9/30/2007

TAKEAWAYS

TAKEAWAYS (INT & OPP. FUMBLES RECOVERED)

LIFETIME

50	Gary Fencik	1976-87 (38 int, 12 fum)
47	Dick Butkus	1965-73 (22 int, 25 fum)
44	Charles Tillman	2003-14 (36 int, 8 fum)
	Richie Petitbon	1959-68 (37 int, 7 fum)

## SEASON

12	Mark Carrier	1990 (10 int, 2 fum)
	Roosevelt Taylor	1963 (9 int, 3 fum)
11	Dick Butkus	1965 (5 int, 6 fum)

## GAME

4	Bill George vs. DET	12/3/1961 (2 int, 2 fum)
3	Last: John Thierry vs. HOU	10/22/1995 (3 fum)

## FUMBLES

### LIFETIME

86	Walter Payton	1975-87
65	Jay Cutler	2009-16
38	Justin Fields	2021-23
	Jim Harbaugh	1987-93

### SEASON

16	Justin Fields	2022
15	Jim Harbaugh	1993
14	Gary Huff	1974

### GAME

4	Justin Fields vs. NE	10/24/2022
	Chase Daniel at NYG	12/2/2018
	Bobby Wade vs. SF	11/13/2005
	Chad Hutchinson vs. HOU	12/19/2004
	Cade McNown vs. DET	9/24/2000

## OWN TEAM RECOVERED

### LIFETIME

20	Jay Cutler	2009-16
	Walter Payton	1975-87
14	Devin Hester	2006-13

### SEASON

8	Justin Fields	2022
7	Gary Huff	1974
6	Jack Concannon	1970

### GAME

3	Chase Daniel at NYG	12/2/2018
	Gary Huff vs. DET	9/15/1974

## OPPONENTS' RECOVERED

### LIFETIME

25	Dick Butkus	1965-73
22	Joe Fortunato	1955-66
17	Mike Hartenstine	1975-86

### SEASON

6	Dick Butkus	1965
5	Ed O'Bradovich	1962
4	16 times, last: Julius Peppers	2012
	Kelvin Hayden	2012

### GAME

*3	John Thierry vs. HOU	10/22/1995
	Virgil Livers at MIN	10/5/1975
2	Eight times last: John Timu atTB	12/27/2015

\*Tied for NFL Record

## YARDS ADVANCED OWN FUMBLES

### LIFETIME

47	Roosevelt Williams	2002
36	John Adams	1959-62
24	Ike Hill	1973-74

## YARDS RETURNED OPPONENTS' FUMBLES

### LIFETIME

221	Mike Brown	2000-08
177	Brian Urlacher	2000-12
151	Eddie Jackson	2017-23

### SEASON

106	Mike Brown	2002
101	Brian Urlacher	2001
	Charlie Sumner	1958

### GAME

98	George Halas vs. Oorang (TD)	11/4/1923
95	Mike Brown at GB (TD)	9/19/2004
90	Brian Urlacher at ATL (TD)	11/7/2001

### LONG

98	George Halas vs. Oorang (TD)	11/4/1923
95	Mike Brown at GB (TD)	9/19/2004
90	Brian Urlacher at ATL (TD)	11/7/2001

## TOUCHDOWNS OWN FUMBLES

### LIFETIME

*2	Ken Kavanaugh	1940-41; 45-50
	Mike Ditka	1961-66

\*Tied for NFL Record

### SEASON

1	Last: Edwin Williams	2011
---	----------------------	------

### GAME

1	Last: Edwin Williams	at GB 12/25/11
---	----------------------	----------------

## TOUCHDOWNS OPPONENTS' FUMBLES

### LIFETIME

3	Mike Brown	2000-08
2	Eddie Jackson	2017-19
	Brian Urlacher	2000-12
	Fred Evans	1948
	Ed Sprinkle	1944-55
	Zackary Bowman	2008-13

### SEASON

*2	Fred Evans	1948
----	------------	------

\*Tied for NFL Record

### GAME

*2	Fred Evans vs. WAS	11/28/1948
1	Last: DeAndre Houston-Carson at PIT	11/8/2021

\*Tied for NFL Record

## INTERCEPTIONS BY

### LIFETIME

38	Gary Fencik	1976-87
37	Richie Petitbon	1959-68
36	Charles Tillman	2003-14

### SEASON

10	Mark Carrier	1990
9	Tim Jennings	2012
	Roosevelt Taylor	1963

GAME

3	Mark Carrier at WAS	12/9/1990
	Ross Brupbacher vs. DEN	12/12/1976
	Curtis Gentry vs. StL Cards	11/19/1967
	Richie Petitbon at GB	9/24/1967
	Johnny Lujack at GB	9/26/1948
	Bob Margarita vs. DET	11/11/1945
2	Last: Ha Ha Clinton-Dix at WAS	9/23/2019

CONSECUTIVE GAMES

4	Tim Jennings	1/1-9/23/2012
	Dave Duerson	9/14-10/5/1986
	Terry Schmidt	9/11-10/2/1983
	Garry Lyle	10/28-11/18/1972

ROOKIE INTERCEPTIONS

10	Mark Carrier	1990
8	Johnny Lujack	1948
7	Charlie Sumner	1955

OPPONENT INTERCEPTIONS

INTERCEPTIONS

4	DeAngelo Hall vs. WAS	10/24/2010
3	16 times. last: Asante Samuel at NE	11/26/2006

YARDS

167	Dick Jauron vs. DET	11/18/1973
121	Milt Davis vs. BAL	11/17/1957
115	Bernie Parrish at CLE	12/11/1960

TOUCHDOWNS

*2	Bobby Franklin at CLE	12/11/1960
*Tied NFL Record		

LONG

102	Bob Smith at DET (TD)	11/24/1949
99	Rick Sanford vs. NE (TD)	12/5/1982
98	Darryll Lewis vs. HOU (TD)	10/22/1995

YARDS RETURNED

LIFETIME

675	Charles Tillman	2003-14
643	Richie Petitbon	1959-68
488	Gary Fencik	1976-87

SEASON

212	Richie Petitbon	1962
182	J.C. Caroline	1956
177	Nathan Vasher	2004

GAME

101	Richie Petitbon vs. LA Rams	12/9/1962
96	Ha Ha Clinton-Dix at WAS	9/23/2019
	Roosevelt Taylor at PHI	10/20/1968
	Clyde (Bulldog) Turner at WAS	10/26/1947

LONG

101	Richie Petitbon vs. LA Rams (TD)	12/9/1962
96	Roosevelt Taylor at PHI (TD)	10/20/1968
	Clyde (Bulldog) Turner at WAS (TD)	10/26/1947

INTERCEPTION RETURN TOUCHDOWNS

LIFETIME

8	Charles Tillman	2003-14
5	Lance Briggs	2003-14
4	Mike Brown	2000-07
	Bennie McRae	1962-70

SEASON

3	Charles Tillman	2012
2	Eight times; Last: Eddie Jackson	2018

GAME

1	96 times last: Tyrique Stevenson vs. TEN	9/8/2024
---	--	----------

CAREER INTERCEPTIONS

CAREER INTERCEPTIONS

		Years	IntYardsAvgTD
1	Gary Fencik (S)	1976-87	38 488 12.8 1
2	Richie Petitbon (S)	1959-68	37 643 17.4 3
3	Charles Tillman (CB)	2003-14	36 675 18.8 8
4	Donnell Woolford (CB)	1989-96	32 212 6.6 1
5	Bennie McRae (CB)	1962-70	27 485 18.0 4
6	Dave Whitsell (CB)	1961-66	26 397 15.3 2
7	George McAfee (DB)	1940-41; 45-50	25 350 14.0 1
8	J.C. Caroline (DB)	1956-65	24 405 16.9 2
	Doug Buffone (LB)	1966-79	24 211 8.8 0
10	Roosevelt Taylor (S)	1961-69	23 414 18.0 3
11	Brian Urlacher (LB)	2000-12	22 324 14.7 2
	Allan Ellis (CB)	1973-77; 79-80	22 185 8.4 1
	Dick Butkus (LB)	1965-73	22 166 7.5 0
14	Don Kindt (DB)	1947-1955	21 248 16.6 1
	Terry Schmidt (DB)	1976-1984	21 141 6.7 2

RECORD

WON-LOST

HIGHEST WINNING PERCENTAGE, SEASON

†1.000	1942 (11 games)	11-0
	1934 (13 games)	13-0
0.938	1985 (16 games)	15-1
0.923	1926 (16 games)	12-1-3
*Tied for NFL Record		

LOWEST WINNING PERCENTAGE, SEASON

0.071	1969 (14 games)	1-13
0.176	2022 (17 games)	3-14
0.188	2016 (16 games)	3-13

WINS AT HOME, SEASON

9	1926 (11 games at Wrigley Field)
8	1985 (8 games at Soldier Field)
	1921 (10 games at Cubs Park)

WINS ON THE ROAD, SEASON

7	2006 (8 road games)
	1986 (8 road games)
	1985 (8 road games)
	1934 (7 road games)
	1920 (9 road games)

CONSECUTIVE GAMES

WON

17	11/26/1933-12/2/1934
16	11/9/1941-12/6/1942

WITHOUT LOSING

24	11/9/1941-11/14/1943 (23-0-1)
----	-------------------------------

WINS AT HOME

18	11/20/1932-10/20/1935
----	-----------------------

WINS ON THE ROAD

10	9/28/1941-12/6/1942
----	---------------------

LOST

14	10/30/2022-10/1/2023
----	----------------------

WITHOUT WINNING (NON-LOSING STREAK)

11	11/3/1929-10/5/1930 (0-9-2)
----	-----------------------------

LOSSES AT HOME

10	10/13/2022-10/15/2023
----	-----------------------

LOSSES ON THE ROAD

16	11/12/1973-11/30/1975
----	-----------------------

SCORING

POINTS

MOST, SEASON

456	1985 (16 games)
445	2013 (16 games)
427	2006 (16 games)

FEWEST, SEASON

119	1929 (15 games)
123	1922 (12 games)
	1923 (12 games)

MOST, GAME

61	vs. GB	12/7/1980 (win, 61-7)
	vs. SF	12/12/1965 (win, 61-20)
58	vs. BAL	10/21/1956 (win, 58-27)
57	at BAL	11/25/1962 (win, 57-0)

MOST, FIRST HALF

41	vs. SF	10/29/2006 (24, 17)
	vs. WAS	11/28/1948 (20, 21)
38	vs. TB	9/30/2018 (14, 24)

MOST, SECOND HALF

49	at PHI	11/30/1941 (21, 28)
38	at JAX	10/7/2012 (10, 28)

MOST, FIRST QUARTER

28	at TEN	11/4/2012
24	vs. SF	10/29/2006
21	Last: vs. CIN	9/28/1986

MOST, SECOND QUARTER

31	vs. WAS	9/29/1985
28	at BUF	11/4/2018
	vs. TB	9/26/1993
	vs. GB	12/7/1980

MOST, THIRD QUARTER

27	vs. Chi. Cards	9/5/1937
24	at MIN	9/19/1985
21	Last: at JAX	12/27/2020

MOST, FOURTH QUARTER

28	Last: at JAX	10/7/2012
22	at PHI	9/12/1994
21	Last: at DET	9/13/2020

MARGIN OF VICTORY

57	at BAL	11/25/1962 (57-0)
54	vs. GB	12/7/1980 (61-7)
49	at NYG	11/14/1943 (56-7)
	vs. DET	10/19/1941 (49-0)

MARGIN OF DEFEAT

52	at BAL	9/27/1964 (52-0)
49	at GB	9/30/1962 (49-0)
47	at HOU	11/6/1977 (47-0)

TOUCHDOWNS

MOST, SEASON

56	1941 (11 games)
54	1965 (14 games)
53	1942 (11 games)
	1947 (12 games)
	1948 (12 games)

FEWEST, SEASON

16	1982 (9 games)
	1933 (13 games)
18	1974 (14 games)

MOST, GAME

9	vs. GB	12/7/1980
	vs. SF	12/12/1965
8	at WAS	10/26/1947
	at NYG	11/14/1943
	at BAL	11/25/1962
	at BAL	10/21/1956
	vs. CHC	10/12/1941

EXTRA POINTS MADE

MOST, SEASON

52	1965 (14 games)
51	1985 (16 games)**
	1948 (12 games)

FEWEST, SEASON

8	1931 (13 games)
11	1929 (15 games)
12	1930 (14 games)
15	1928, 1933 (13 games)
16	1982 (9 games)
17	1932, 1974 (14 games)

## MOST, GAME

8	at WAS	10/26/1947 (8 of 8)
	at NYG	11/14/1943 (8 of 8)
7	Seven times: last vs. GB	12/7/1980 (7 of 9)

## MOST, SEASON (NO MISSES)

51	1985 (16 games)
47	2006 (16 games)
45	1995 (16 games)

## EXTRA POINTS MISSED

### MOST, SEASON

11	1941 (11 games)	45 of 56
	1939 (11 games)	30 of 41
8	1947 (12 games)	45 of 53
5	2022 (17 games)	25 of 32
	1962 (14 games)	36 of 41

### MOST, GAME

3	Last: vs. CLE	11/9/1941
2	Last: vs. SF	9/11/2022

## FIELD GOALS MADE

### MOST, SEASON

35	2023 (17 games)
33	2015 (16 games)
32	2006 (16 games)

### FEWEST, SEASON

†0	1947 (12 games)
	1944 (10 games)
8	1969 (14 games)
9	1982 (9 games)
	1974 (14 games)
12	2014 (16 games)**

### MOST, GAME

5	at PHI	10/20/1968
	vs. DET	12/3/1961
4	40 times, Last: at MIN	11/27/2023

## FIELD GOALS ATTEMPTED

### MOST, SEASON

41	1986 (16 games)
39	2015 (16 games)
38	2023 (17 games)

### FEWEST, SEASON

0	1944 (10 games)
13	1974 (14 games)
16	2014 (16 games)**

### MOST, GAME

7	vs. GB	11/17/1963
6	at GB	11/8/1987
	vs. PHI	9/14/1986
	vs. MIN	9/19/1985

## FIELD GOALS MISSED

### MOST, SEASON

18	1971 (14 games)	15 of 33 made
15	1999 (16 games)	17 of 32 made**
	1965 (14 games)	11 of 26 made
14	1970 (14 games)	20 of 34 made

### FEWEST, SEASON

2	2022 (17 games)	25 of 27
	2020 (16 games)	30 of 32
3	2023 (17 games)	35 of 38
	2013 (16 games)	26 of 29
	2008 (16 games)	26 of 29

### MOST, GAME

4	vs. PHI (2 of 6)	9/14/1986
	vs. NYG (0 of 4)	11/28/1965
3	13 times, Last: at MIN (1 of 4)	10/10/1999

## TWO-POINT CONVERSIONS (SINCE 1994)

### MOST, SEASON

5	2014, 2013, 1997
4	2018

### MOST, GAME

2	vs. MIN	11/18/2018
	at NE	10/26/2014
	at DET	9/29/2013

## SAFETIES

### MOST, SEASON

3	2004 (16 games)
	1985 (16 games)
	1927 (14 games)
2	Seven times, Last: 1998 (16 games)

### MOST, GAME

2	vs. PIT	11/9/1969
	vs. Pottsville	11/13/1927

## POINTS ALLOWED

### MOST, SEASON

478	2013 (16 games)
463	2022 (17 games)
442	2014 (16 games)

### FEWEST, SEASON

21	1920 (13 games)
35	1923 (12 games)
44	1932 (14 games)
	1922 (12 games)

### SB Era:

174	1982 (16 games)
-----	-----------------

### MOST, GAME

55	at GB	11/9/2014
	at DET	11/27/1997
54	at PHI	12/22/2013
53	at Chi. Cards	11/27/1955

### MOST, FIRST HALF

42	at GB	11/9/2014 (14, 28)
38	at NE	10/26/2014 (7, 31)
34	at BAL	10/4/2058 (27, 7)

### MOST, SECOND HALF

38	at DET	11/27/1997 (17, 21)
35	at GB	9/30/1962 (21, 14)
34	at DET	9/30/2007 (0, 34)

### MOST, FIRST QUARTER

27	at BAL	10/4/1958
21	at PHI	12/22/2013
	at STL	11/24/2013

### MOST, SECOND QUARTER

31	at NE	10/26/2014
28	at GB	11/9/2014
27	at DET	9/29/2013

### MOST, THIRD QUARTER

24	at DAL	12/27/1992
21	Last: vs. DAL	12/4/2014

### MOST, FOURTH QUARTER

*34	at DET	9/30/2007
28	at SF	12/23/1991
	vs. GB	11/6/1955
	at LA Rams	10/26/1952

\*NFL Record

## TOUCHDOWNS ALLOWED

### MOST, SEASON

57	2022 (17 games)
56	2013 (16 games)
50	1997 (16 games)

FEWEST, SEASON

6	1932 (14 games)
18	1963 (14 games)
20	2005 (16 games)*
	1986 (16 games)*

\*Fewest in a 16+ game season

MOST, GAME

7	11 times, last: at DAL, 10/30/22
6	27 times, last: at GB, 12/12/21

EXTRA POINTS ALLOWED

MOST, SEASON

54	2013 (16 games)	54 of 54
50	2022 (17 games)	50 of 52
49	2014 (16 games)	49 of 49

FEWEST, SEASON

4	1932 (14 games)	18 of 20
18	1982 (9 games)	18 of 18
	1963 (14 games)	19 of 20**
19	2005 (16 games)	19 of 20**
	2001 (16 games)	19 of 20**
	1986 (16 games)	19 of 20**

MOST, GAME

7	Eight times, last: at DAL, 10/30/2022
6	15 times, last: at GB, 12/12/2021

OPPONENTS' EXTRA POINTS MISSED

MOST, SEASON

6	1955 (12 games)	26 of 32
4	2016 (16 games)	38 of 42
	1979 (16 games)	27 of 31
	1978 (16 games)	28 of 32
	1974 (14 games)	29 of 33
	1970 (14 games)	27 of 31
	1957 (12 games)	25 of 29

MOST, GAME

3	vs. CLE, 11/24/1940 (1 of 4)
2	vs. NYG, 11/20/2016 (1 of 3)
	vs. TB, 10/22/1978 (2 of 4)
	vs. SF, 11/10/1968 (1 of 3)

FIELD GOALS MADE ALLOWED

MOST, SEASON

38	2024 (17 games)
37	2002 (16 games)
33	2016 (16 games)
	2014 (16 games)

FEWEST, SEASON

10	1942 (11 games)
	1932 (14 games)
1	1943 (12 games)
2	1944 (12 games)

SB Era:

12	1979, 85, 88 (16 games)
----	-------------------------

MOST, GAME

6	at OAK	11/27/11
5	11 times, last: vs. SF	12/3/17

FIELD GOAL ATTEMPTS ALLOWED

MOST, SEASON

44	2002 (16 games)
41	1994 (16 games)
	1971 (14 games)

FEWEST, SEASON

2	1942 (11 games)
5	1951 (12 games)
6	1944 (10 games)

SB Era:

17	1982 (9 games)
18	1975 (14 games)
19	1978, 85 (16 games)

MOST, GAME

7	vs. DAL	11/24/1968
6	Seven times Last: at OAK	11/27/2011

OPPONENTS' FIELD GOALS MISSED

MOST, SEASON

20	1968 (14 games)	11 of 31
18	1969 (14 games)	13 of 31
15	1971 (14 games)	24 of 41

FEWEST, SEASON

1	2018 (16 games)	25 of 26
2	2016 (16 games)	33 of 35
	2013 (16 games)	28 of 30

MOST, GAME

5	vs. DAL	11/24/1968 (2 of 7)
4	vs. ATL	9/26/1976 (1 of 5)
	at NO	10/7/1973 (0 of 4)

OPPONENTS' SAFETIES

MOST, SEASON

2	Seven times, last: 2012 (16 games)
---	------------------------------------

MOST, GAME

1	Last: vs. DET	11/19/2023
---	---------------	------------

TIME OF POSSESSION

(SINCE 1978)

HIGHEST AVERAGE, SEASON

35:08	1984 (16 games)
34:33	1985 (16 games)
33:08	1997 (16 games)

LOWEST AVERAGE, SEASON

27:42	2002 (16 games)
28:07	2008 (16 games)
	2016 (16 games)

HIGHEST, GAME

48:50	vs. SD (OT)	10/25/1981
45:32	vs. MIA	9/4/1988
44:53	at MIA (OT)	10/27/1997

LOWEST, GAME

18:01	at DAL	12/27/1992
18:12	vs. KC	12/29/1990
18:57	at MIN	10/27/2002

FIRST DOWNS

TOTAL

MOST, SEASON

344	2013 (16 games)
343	1985 (16 games)
340	1995 (16 games)

FEWEST, SEASON

114	1937 (11 games)
115	1933 (13 games)
140	1944 (10 games)
226	1993 (16 games)*

\*Fewest in a 16+ game season



## MOST, GAME

33	vs. GB	9/28/2014
	vs. GB	12/9/2013
31	vs. WAS	12/24/2016
30	at STL	11/24/2013

## FEWEST, GAME

2	vs. GB	12/10/1933
4	vs. DET	11/22/1981
5	vs. CAR	10/22/2017

## RUSHING

### MOST, SEASON

176	1985 (16 games)
166	1986 (16 games)
164	1984 (16 games)

### FEWEST, SEASON

55	1970(14 games)
56	1982(9 games)
63	1954(12 games)
71	2009(16 games)*

\* Fewest in a 16+ game season

### MOST, GAME

19	at GB	10/30/1977
	vs. GB	11/6/1955
18	vs. DET	11/10/1985
17	Last: vs. MIA	9/4/1988

### FEWEST, GAME

0	vs. NO	10/20/2019
	at DET	11/27/2014
	at MIN	11/29/2009
	at JAX	12/12/2004
	at GB	12/11/1994
	at BAL	10/5/1957
	vs. Chi. Cards	10/14/1945
1	14 times; last at PHI	11/26/2017

## PASSING

### MOST, SEASON

218	2020 (16 games)
215	2013 (16 games)
212	2016 (16 games)

### FEWEST, SEASON

41	1940 (11 games)
48	1942 (11 games)
54	1972 (14 games)
98	1979 (16 games)*

\*Fewest in a 16+ game season

### MOST, GAME

21	vs. GB	12/18/2016
	vs. NYJ	11/16/1997
	at DAL	11/18/1962
20	Four times, Last: vs. TEN	11/27/2016

### FEWEST, GAME

0	at GB	9/28/1941
	vs. GB	11/7/1937
1	vs. MIN	12/3/2006
2	Last: at DET	1/1/2023

## BY PENALTY

### MOST, SEASON

46	2018 (16 games)
42	1987 (15 games)
37	2014 (16 games)

### FEWEST, SEASON

5	1939 (11 games)
7	2000 (16 games)
9	1942 (11 games)

## MOST, GAME

9	at CLE	11/25/1951
7	at TB	9/8/1991
6	at SF	9/14/2014
	vs. MIA	11/5/2006
	at GB	10/25/1992
	vs. DET	11/22/1987

## FIRST DOWNS TOTAL ALLOWED

### MOST, SEASON

361	2022 (17 game)
353	2013 (16 games)
332	1989 (16 games)

### FEWEST, SEASON

98	1942 (11 games)
166	1982 (9 games)
196	1963 (14 games)
216	1984 (16 games)**

### MOST, GAME

35	at WAS	11/26/1989
32	at GB	10/20/2016
	at NE	10/26/2014

### FEWEST, GAME

3	at DET	11/23/1941
	at CLE	10/9/1938
5	at GB	10/17/1991

## RUSHING ALLOWED

### MOST, SEASON

151	2022 (17 games)
147	2013 (16 games)
138	1973 (14 games)

### FEWEST, SEASON

*35	1942 (11 games)
49	1943 (10 games)
	1944 (10 games)
67	2018 (16 games)^
	1986 (16 games)^

\*NFL Record ^Fewest in a 16+ game season

### MOST, GAME

19	vs. DEN	12/12/1976
	at MIN	10/17/1965
17	vs. LA Rams	12/2/1973
16	at PHI	12/22/2013

### FEWEST, GAME

*0	at ARZ	12/23/12
	vs. DET	11/20/94
	vs. BUF	10/2/88
	at TB	10/6/85
	at DET	10/28/45
	at Chi. Cards	12/6/42
	at CLE	10/10/37

\*Tied NFL Record

## PASSING ALLOWED

### MOST, SEASON

227	2014 (16 games)
212	1995 (16 games)
208	2008 (16 games)

### FEWEST, SEASON

*33	1943 (10 games)
38	1944 (10 games)
44	1945 (10 games)
122	1984 (16 games)^

\*NFL Record ^Fewest in a 16+ game season

### MOST, GAME

25	at NE	10/26/2014
24	at DAL	10/1/2012
23	at SF	12/17/2000

FEWEST, GAME

*0	Last: vs. ATL	11/24/1985
*Tied NFL Record		

BY PENALTY ALLOWED

MOST, SEASON

37	2020 (16 games)
36	1968 (14 games)
35	2016 (16 games)

FEWEST, SEASON

10	1953 (12 games)
11	2010 (16 games)
	1982 (9 games)
	1977 (14 games)

MOST, GAME

7	at BUF	9/9/2018
	at PHI	11/26/1944
6	at GB	10/20/2016

TOTAL YARDS

SCRIMMAGE YARDS

MOST, SEASON

6,278	2013 (16 games)
6,188	1983 (16 games)
6,064	1985 (16 games)

FEWEST, SEASON

2,602	1932 (14 games)
2,626	1937 (11 games)
2,737	1982 (9 games)
3,947	1993 (16 games)*

\*Fewest in a 16+ game season

MOST, GAME

682	at NYG	11/14/1943
603	vs. GB	12/7/1980
596	vs. Chi. Cards	12/11/1949

FEWEST, GAME

24	vs. DET	11/22/1981
47	at CLE	9/26/2021
66	at DEN	12/5/1971

SCRIMMAGE YARDS ALLOWED

MOST, SEASON

6,390	2022 (17 games)
6,313	2013 (16 games)
6,033	2014 (16 games)

FEWEST, SEASON

1,698	1942 (11 games)
2,006	1944 (10 games)
2,133	1938 (11 games)
4,446	1984 (16 games)*

\*Fewest in a 16+ game season

MOST, GAME

586	at LA Rams	12/26/1982
564	at LA Rams	10/24/1954
560	at DET	10/18/2015

FEWEST, GAME

33	vs. PHI	10/25/1942
54	at PIT	10/2/1939
86	vs. PIT	11/9/1969

RUSHING

ATTEMPTS

MOST, SEASON

674	1984 (16 games)
634	1978 (16 games)
627	1979 (16 games)

FEWEST, SEASON

276	1982 (9 games)
353	1970 (14 games)
	1954 (12 games)
355	2014 (16 games)*

\*Fewest in a 16+ game season

MOST, GAME

*72	vs. Brooklyn	10/20/1935
63	vs. MIN	10/20/1977
62	vs. BUF	10/7/1979
	vs. SF	11/19/1950

\*NFL record

FEWEST, GAME

7	vs. NO	10/20/2019
8	at DET	11/27/2014
11	at MIN	11/29/2009
	at PHI	9/12/1994

YARDS

MOST, SEASON

3,014	2022 (17 games)
2,974	1984 (16 games)
2,847	1934 (13 games)

FEWEST, SEASON

988	1982 (9 games)
1,092	1970 (14 games)
1,129	1953 (12 games)
1,330	2007 (16 games)*

\*Fewest in a 16+ game season

MOST, GAME

408	vs. Brooklyn	10/20/1935
406	vs. GB	11/6/1955
375	at GB	10/30/1977

FEWEST, GAME

1	at LA Rams	10/26/1952
6	at PHI	11/26/2017
12	at NYG	11/25/1956

AVERAGE

HIGHEST, SEASON

5.40	2022 (17 games)
5.02	1934 (13 games)
4.90	1955 (12 games)

LOWEST, SEASON

3.08	1953 (12 games)
3.09	1970 (14 games)
3.14	2007 (16 games)

HIGHEST, GAME

9.09	at DET	1/1/2023 (22 for 200)
8.19	at DET	9/29/2013 (16 for 131)
7.56	at GB	10/4/2020 (16 for 121)

LOWEST, GAME

0.03	at LA Rams	10/26/1952 (37 for 1)
0.40	at NYG	11/25/1956 (30 for 12)
0.43	at PHI	11/26/2017 (14 for 6)

TOUCHDOWNS

MOST, SEASON

30	1941 (11 games)
27	1985 (16 games)
	1965 (14 games)

FEWEST, SEASON

3	1970 (14 games)
	1933 (13 games)
4	1999 (16 games)

## MOST, GAME

6	vs. DET	10/19/1941
5	Six times, last: vs. MIA	9/4/1988

## MOST, SEASON

*56	1938 (11 games)
40	1973 (14 games)
	1972 (14 games)

\*Tied NFL Record

## RUSHING ATTEMPTS ALLOWED

### MOST, SEASON

568	1978 (16 games)
563	1973 (14 games)
547	1975 (14 games)

### FEWEST, SEASON

261	1982 (9 games)
294	1942 (11 games)
298	1944 (10 games)
339	2018 (16 games)*

\*Fewest in a 16+ game season

## MOST, GAME

59	vs. DEN	12/12/1976
55	at DAL	10/24/1976
54	at NE	10/30/1988

## FEWEST, GAME

10	at WAS	10/5/2023
	vs. ATL	9/27/1992
	vs. BUF	10/2/1988
	vs. MIA	9/4/1988

## YARDS ALLOWED

### MOST, SEASON

2,674	2022 (17 games)
2,583	2013 (16 games)
2,509	1973 (14 games)

### FEWEST, SEASON

*519	1942 (11 games)
812	1939 (11 games)
902	1982 (9 games)
1,280	2018 (16 games)*

\*NFL Record \*Fewest in a 16+ game season

## MOST, GAME

393	at DET	11/26/1936
356	vs. DEN	12/12/1976
314	vs. LAR	10/24/1954

## FEWEST, GAME

-36	vs. PHI	11/19/1939
-17	at Chi. Cards	12/6/1942
0	vs. BUF	10/2/1988
11	at MIN	10/28/1996

## AVERAGE ALLOWED

### HIGHEST, SEASON

5.35	2013 (16 games)
5.28	1955 (12 games)
5.26	1951 (12 games)

### LOWEST, SEASON

1.77	1942 (11 games)
2.26	1937 (11 games)
2.30	1939 (11 games)
2.71	2017 (16 games)

## HIGHEST, GAME

9.83	vs. GB	12/18/2016 (23 for 226 yards)
9.52	at DEN	11/23/2003 (21 for 200 yards)
9.11	at NYJ	9/25/1994 (18 for 164 yards)

## LOWEST, GAME

-0.89	at Chi. Cards	12/6/1942 (19 for -17 yards)
0	vs. BUF	10/2/1988 (10 for 0 yards)
0.69	vs. TEN	11/9/1908 (29 for 20 yards)

## TOUCHDOWNS ALLOWED

### MOST, SEASON

31	2022 (17 games)
25	1975 (14 games)
22	2013 (16 games)

### FEWEST, SEASON

3	1942 (11 games)
	1932 (14 games)
4	1986 (16 games)
	1982 (9 games)
	1933 (13 games)

## MOST, GAME

6	at Chi. Cards	11/28/1929
5	vs. GB	11/4/1962
	at GB	9/30/1962
	at LAR	10/24/1954

## PASSING

## ATTEMPTS

### MOST, SEASON

684	1999 (16 games)
614	2020 (16 games)
609	2014 (16 games)

### FEWEST, SEASON

147	1937 (11 games)
148	1932 (14 games)
170	1936 (12 games)
352	1978 (16 games)*

\*Fewest in a 16+ game season

## MOST, GAME

65	vs NYJ	11/16/1997
63	at WAS	10/31/1999
59	at NYG	10/23/1949

## FEWEST, GAME

4	vs. DET	10/15/1967
6	vs. MIN	10/23/1972
7	vs. CAR	10/22/2017
	vs. TB	11/26/1978
	vs. MIN	11/20/1977

## COMPLETIONS

### MOST, SEASON

404	1999 (16 games)
402	2020 (16 games)
396	2014 (16 games)

### FEWEST, SEASON

56	1937 (11 games)
57	1934 (13 games)
58	1936 (12 games)
186	1978 (16 games)*

\*Fewest in a 16+ game season

## MOST, GAME

36	at TEN	11/8/2020
	at STL	11/24/2013
	at WAS	10/31/1999

## FEWEST, GAME

1	at PHI	12/10/72
2	vs. DEN	12/12/76
	at MIN	12/3/72
	at CLE	10/15/72

COMPLETION PERCENTAGE

HIGHEST, SEASON

67.2	2018 (16 games)	344 of 512
65.5	2020 (16 games)	402 of 614
65.0	2014 (16 games)	396 of 609

LOWEST, SEASON

29.5	1934 (13 games)	57 of 193
33.2	1935 (12 games)	73 of 220
34.1	1936 (12 games)	58 of 170
45.4	1981 (16 games)	222 of 469*

\*Lowest in a 16+ game season

HIGHEST, GAME (10+)

86.2	at SF	12/23/2018 (25 of 29)
83.3	vs. GB	12/7/1980 (20 of 24)
81.5	vs. NYJ	12/15/2002 (22 of 27)
	vs. NE	12/10/2000 (22 of 27)

LOWEST, GAME (10+)

11.8	vs. DEN	12/12/1976 (2 of 17)
15.4	at MIN	12/3/1972 (2 of 13)
19.0	vs. SF	11/19/1950 (4 of 21)

PASSING YARDS

MOST, SEASON

4,450	2013 (16 games)
4,352	1999 (16 games)
4,139	2016 (16 games)

FEWEST, SEASON

955	1934 (13 games)
971	1932 (14 games)
1,014	1937 (11 games)
2,201	2005 (16 games)*

\*Fewest in a 16 game season

MOST, GAME

488	at NYG	11/14/1943
468	vs. Chi. Cards	12/11/1949
466	at DAL	11/18/1962

FEWEST, GAME

8	at MIN	12/3/1972
13	at SF	9/16/1962
23	at GB	9/24/1967

TIMES SACKED

MOST, SEASON

68	2024 (17 games)
66	2004 (16 games)
58	2022 (17 games)
	2021 (17 games)

FEWEST, SEASON

15	1995 (16 games)
17	2001 (16 games)
20	1963 (14 games)

MOST, GAME

10	at NYG	10/3/2010
9	at CLE	12/26/2021
	vs. GB	1/2/2005
	vs. MIN	10/25/1993
	at DEN	12/5/1971
	at MIN	11/2/1969

YARDS LOST

MOST, SEASON

466	2024 (17 games)
449	2004 (16 games)
439	1969 (14 games)

FEWEST, SEASON

95	1995 (16 games)
109	1947 (12 games)
120	2001 (16 games)

MOST, GAME

78	at MIN	11/2/1969
73	at NO	9/18/1983
70	at DEN	12/5/1971

TOUCHDOWN PASSES

MOST, SEASON

32	2013 (16 games)
30	2014 (16 games)
29	1995 (16 games)
	1947 (12 games)

FEWEST, SEASON

5	1950 (12 games)
7	1993 (16 games)
	1978 (16 games)
	1957 (12 games)

MOST, GAME

*7	at NYG	11/14/43
6	vs. TB	9/30/18
5	at LAR	10/13/63
	vs. BAL	10/21/56

\*Tied for NFL Record

HAD INTERCEPTED

MOST, SEASON

35	1954 (12 games)
	1947 (12 games)
32	1960 (14 games)

FEWEST, SEASON

6	2024 (17 games)
7	1932 (14 games)
10	1995 (16 games)
11	1982 (9 games)
	1941 (11 games)

MOST, GAME

8	at DET	9/22/1968
7	at CLE	12/22/1960
	at BAL	10/2/1960
	vs. LA Rams	10/9/1949

RETURNED FOR TD, SEASON

*6	1992 (16 games)
	1966 (14 games)

INTERCEPTION PERCENTAGE

HIGHEST, SEASON

14.95	1942 (11 games)	29 int., 194 att.
13.68	1933 (13 games)	29 int., 212 att.
12.44	1934 (13 games)	24 ints., 193 att.
7.95	1978 (16 games)*	28 int., 352 att.

\*Highest in a 16 game season

LOWEST, SEASON

1.06	2024 (17 games)	6 int., 566 att.
1.91	1995 (16 games)	10 int., 523 att.
2.07	2019 (16 games)	12 int., 580 att.

HIGHEST, GAME (MIN. 10 ATT.)

31.3	vs. GB (5 int., 16 att.)	11/6/1955
30.0	at WAS (3 int., 10 att.)	12/16/1978
25.0	at GB (5 int., 20 att.)	9/30/1962

PASSING ATTEMPTS ALLOWED

MOST, SEASON

631	2011 (16 games)
622	2008 (16 games)
617	2023 (17 games)

## FEWEST, SEASON

187	1933 (13 games)
190	1938 (11 games)
194	1935 (12 games)
435	1984 (16 games)*

\*Fewest in a 16+ game season

## MOST, GAME

67	vs. TB	9/21/2008
63	vs. DET	11/13/2011
62	vs. PHI	10/2/1989

## FEWEST, GAME

3	at DET	11/28/35
	vs. NYG	11/17/35
9	vs. ATL	9/17/72
10	vs. GB	11/12/72

## COMPLETIONS ALLOWED

### MOST, SEASON

410	2023 (17 ams)
383	2011 (16 games)
	2008 (16 games)

### FEWEST, SEASON

59	1935 (12 games)
63	1933 (13 games)
64	1943 (12 games)
198	1984 (16 games)*

\*Fewest in a 16+ game season

## MOST, GAME

41	at TB	11/18/2001
40	at DAL	10/1/2012
39	at GB	10/20/2016

## FEWEST, GAME

*0	at GB	9/25/1949
	at Boston	11/5/1933
	vs. Chi. Cards	10/15/1933
1	vs. SF	11/13/2005
3	vs. ATL	11/24/1985
	vs. GB	12/16/1973
	at GB	11/4/1973

\*Tied for NFL Record

## OPPONENTS' COMPLETION PERCENTAGE

### HIGHEST, SEASON

67.2	2022 (17 games)
66.8	2014 (16 games)
66.5	2023 (16 games)

### LOWEST, SEASON

30.4	1935 (12 games)
31.5	1943 (10 games)
32.3	1934 (13 games)
44.4	1981 (16 games)*

\*Lowest in a 16+ game season

### HIGHEST, GAME (10+ ATTEMPTS)

86.84	at NE (33 of 38)	10/26/2014
86.67	at BAL (13 of 15)	9/27/1964
85.00	at MIN (17 of 20)	12/20/2015
	at ATL (17 of 20)	10/14/1973

### LOWEST, GAME (10+)

0.0*	at GB (0 of 13)	9/25/1949
7.77	vs. SF (1 of 13)	11/13/2005
17.65	vs. ATL (3 of 17)	11/24/1985
17.65	at DET (6 of 34)	11/5/1967

\*Tied for NFL Record

## NET YARDS ALLOWED

### MOST, SEASON

4,230	2014 (16 games)
4,065	2011 (16 games)
4,043	2023 (17 games)

## FEWEST, SEASON

691	1933 (13 games)
806	1934 (13 games)
897	1938 (11 games)
2,486	1984 (16 games)*

\*Fewest in a 16+ game season

## MOST, GAME

506	at LA Rams	12/26/1982
411	at MIN	9/19/1985
407	vs. TB	9/21/2008

## FEWEST, GAME

-22	vs. ATL	11/24/1985
-12	at GB	11/4/1973
-7	vs. TB	11/26/1978
-6	vs. NYG	1/2/2022

## TD PASSES ALLOWED

### MOST, SEASON

34	2014 (16 games)
31	2023 (17 games)
	2021 (17 games)
	2015 (16 games)

### FEWEST, SEASON

2	1934 (13 games)
3	1936 (12 games)
	1932 (14 games)
10	2005 (16 games)*

\*Fewest in a 16+ game season

## MOST, GAME

6	at GB	11/9/2014
5	at NE	10/26/2014
	at GB	12/25/2011
	vs. ARZ	11/8/2009
	at CIN	10/25/2009
	at GB	11/12/1995
	at MIN	11/28/1982
	at PIT	9/28/1980
	vs. SF	11/19/1972

## PUNTING

### PUNTS

### MOST, SEASON

114	1981 (16 games)
110	2004 (16 games)
100	1976 (14 games)

### FEWEST, SEASON

31	1941 (11 games)
38	1947 (12 games)
44	1956 (12 games)
	1945 (10 games)
58	1995 (16 games)*

\*Fewest in a 16+ game season

## MOST, GAME

17	vs. GB	10/22/1933
14	vs. GB	12/10/1933
12	vs. NO	10/5/1997
	at CHC	11/29/1959

## FEWEST, GAME

0	vs. GB	9/28/2014
	vs. DAL	12/9/2013
	vs. DET	10/1/1972
	at NYG	11/28/1965
	vs. GB	11/6/1955

GROSS AVERAGE

HIGHEST, SEASON

47.7	2024 (17 games)
47.0	2017 (16 games)
46.5	1963 (14 games)

LOWEST, SEASON

35.7	1945 (10 games)
36.2	1983 (16 games)
36.6	1944 (10 games)

HIGHEST, GAME (4+ PUNTS)

57.5	vs. LA Rams	11/16/1952
57.4	at DEN	9/15/2019
56.7	at CLE	9/26/2021

LOWEST, GAME (4+)

25.0	at Card-Pitt	12/3/1944
26.4	vs. GB	10/21/1974
26.8	vs. MIN	10/27/1968

PUNTS ALLOWED

MOST, SEASON

100	2006 (16 games)
	1986 (16 games)
	1984 (16 games)
99	1983 (16 games)

FEWEST, SEASON

42	1945 (10 games)
49	2014 (16 games)
	1982 (9 games)

MOST, GAME

16	vs. Chi. Cards	11/30/1933
15	vs. NYG	11/17/1935
11	Eight times, last: vs. KC	12/4/2011

FEWEST, GAME

0	at GB	1/7/2024
	vs. SF	10/31/2021
	vs. GB	9/28/2014
	vs. MIN	9/18/1994
	vs. GB	12/17/1989
	at MIA	9/23/1979
	at GB	9/24/1967
	at DET	12/2/1956

GROSS AVERAGE ALLOWED

HIGHEST, SEASON

48.7	2022 (17 games)
47.2	2017 (16 games)
46.9	2024 (17 games)

LOWEST, SEASON

35.8	1978 (16 games)
36.3	1976 (14 games)
37.3	1995 (16 games)

HIGHEST, GAME (4+ PUNTS)

61.8	vs. DET	11/24/1946
57.8	vs. BUF	10/8/2006
56.0	at LV	10/10/2021

LOWEST, GAME (4+)

19.0	vs. GB	12/23/2007
23.8	vs. ATL	11/19/1978
25.3	at MIN	10/27/2002

RETURNS

PUNT RETURNS

MOST, SEASON

63	1984 (16 games)
60	1950 (12 games)
57	1986 (16 games)
	1970 (14 games)

FEWEST, SEASON

18	2013 (16 games)
19	1968 (14 games)
21	2014 (16 games)

MOST, GAME

11	vs. Chi. Cards	10/8/1950
8	vs. NE	9/16/1985
	at DET	12/16/1984
	vs. GB	10/15/1950

PUNT RETURN YARDS

MOST, SEASON

781	1948 (12 games)
651	2007 (16 games)**
607	2006 (16 games)

FEWEST, SEASON

81	1968 (14 games)
97	1966 (14 games)
109	2014 (16 games)

MOST, GAME

152	at ARZ	10/16/2006
151	vs. Chi. Cards	10/12/1941
143	vs. KC	9/16/2007

FEWEST, GAME

-6	vs. MIN	12/19/1965
-5	at DAL	9/19/2010
	vs. DAL	11/24/1968

PUNT RETURN AVERAGE

HIGHEST, SEASON

20.2	1941 (11 games)
17.1	2010 (16 games)
15.7	2011 (16 games)

LOWEST, SEASON

3.4	1957 (12 games)
3.8	1953 (12 games)
3.9	1966 (14 games)
5.2	2014 (16 games)**

\*Lowest in a 16+ game season

PUNT RETURN TOUCHDOWNS

MOST, SEASON

4	2007 (16 games)
3	2010 (16 games)
	2006 (16 games)

MOST, GAME

1	47 times*, last: at GB	1/5/2025
---	------------------------	----------

\*Since 1941

FAIR CATCHES

MOST, SEASON

28	1967 (14 games)
27	2016 (16 games)
	2000 (16 games)

FEWEST, SEASON

3	1975 (14 games)
5	Four times, last: 2021 (17 games)

MOST, GAME

6	vs. SF	12/4/2016
	vs. MIN	9/15/1996
5	Four times, last: at DEN	12/11/2011

KICKOFF RETURNS

MOST, SEASON

83	2002 (16 games)
80	2009 (16 games)
79	1997 (16 games)

## FEWEST, SEASON

20	1942 (11 games)
23	2023 (17 games)
	2018 (16 games)

## MOST, GAME

10	at GB	11/9/2014
	at Chi. Cards	11/27/1955
9	at SF	9/7/2003
	at GB	12/11/1994
	at SF	12/23/1991

## KICKOFF RETURN YARDS

## MOST, SEASON

1,999	2009 (16 games)
1,919	2008 (16 games)
1,762	2002 (16 games)

## FEWEST, SEASON

424	1963 (14 games)
440	2018 (16 games)
537	1942 (11 games)

## MOST, GAME

304	vs. GB	11/9/1952
288	at GB	11/9/2014
263	vs. MIN	9/15/2013

## FEWEST, GAME

-1	vs. GB	12/23/2007
----	--------	------------

## KICKOFF RETURN AVERAGE

## HIGHEST, SEASON

29.4	1972 (14 games)
28.4	2024 (17 games)
27.9	1966 (14 games)
27.0	2015 (16 games)

## LOWEST, SEASON

16.3	1990 (16 games)
	1963 (14 games)
16.4	1983 (16 games)

## KICKOFF RETURN TOUCHDOWNS

## MOST, SEASON

*4	1970 (14 games)
3	1967 (14 games)
2	10 times, last: 2007 (16 games)

\*Tied for NFL Record

## MOST, GAME

*2	at STL	12/11/2006
	vs. GB	11/9/1952
	at GB	9/22/1940

\*Tied for NFL Record

## PUNT RETURNS ALLOWED

## MOST, SEASON

66	1981 (16 games)
58	1974 (14 games)
57	2004 (16 games)

## FEWEST, SEASON

15	2013 (16 games)
20	2018 (16 games)
	1941 (11 games)

## MOST, GAME

9	at Chi. Cards	11/29/1959
8	at DEN	12/11/2011
	at OAK	11/11/2007
	vs. WAS	10/11/1981
	at ATL	10/13/1974

## PUNT RETURN YARDS ALLOWED

## MOST, SEASON

727	1997 (16 games)
633	1974 (14 games)
612	1952 (12 games)

## FEWEST, SEASON

84	2012 (16 games)
106	1969 (14 games)
110	1972 (14 games)

## MOST, GAME

147	vs. GB	11/8/1959
132	at BAL	10/15/2017
122	at DET	9/26/1954
	vs. SF	10/19/1952

## FEWEST, GAME

-9	at PHI	11/7/2011
-7	at GB	10/31/1993
-6	at TB	11/6/1994

## PUNT RETURN AVERAGE ALLOWED

## HIGHEST, SEASON

17.0	1941 (11 games)
16.1	1952 (12 games)
16.0	1947 (10 games)
14.0	1997 (16 games)*

\*Highests in a 16+ game season

## LOWEST, SEASON

3.4	2012 (16 games)
3.8	1969 (14 games)
4.1	1967 (14 games)

## PUNT RETURN TOUCHDOWNS ALLOWED

## MOST, SEASON

2	1997 (16 games)
	1996 (16 games)
	1954 (12 games)
	1952 (12 games)
	1947 (12 games)
	1941 (11 games)
	1933 (13 games)

## MOST, GAME

1	38 times*, last: vs. CAR	11/9/2023
---	--------------------------	-----------

\*Since 1941

## FAIR CATCHES FORCED

## MOST, SEASON

38	1993 (16 games)
33	2000 (16 games)
31	2016 (16 games)

## FEWEST, SEASON

5	1989 (16 games)
6	1990 (16 games)
7	1987 (15 games)
	1982 (9 games)
	1980 (16 games)

## MOST, GAME

7	vs. DET	11/21/1976
6	vs. DET	11/10/2019

## KICKOFF RETURNS ALLOWED

## MOST, SEASON

83	2006 (16 games)
78	1985 (16 games)
73	1990 (16 games)

## FEWEST, SEASON

15	2023 (17 games)
22	2018 (16 games)
27	2019 (16 games)

MOST, GAME

10	at DET	9/24/1989
9	vs. TB	9/25/1993
	vs. GB	12/7/1980
	vs. BAL	10/21/1956
	at Boston	11/21/1948

KICKOFF RETURN YARDS ALLOWED

MOST, SEASON

1,827	1985 (16 games)
1,730	2006 (16 games)
1,656	2008 (16 games)

FEWEST, SEASON

371	2023 (17 games)
435	1940 (11 games)
537	1982 (9 games)

MOST, GAME

275	at DET	9/24/1989
254	at LA Rams	10/13/1963
244	at GB	10/7/1956

KICKOFF RETURN AVERAGE ALLOWED

HIGHEST, SEASON

28.4	2024 (17 games)
27.8	1960 (12 games)
26.6	1956 (12 games)
26.1	1957 (12 games)

LOWEST, SEASON

16.0	1946 (11 games)
16.6	1999 (16 games)
17.3	1993 (16 games)

KICKOFF RETURN TOUCHDOWNS ALLOWED

MOST, SEASON

2	2015 (16 games)
	1952 (12 games)

MOST, GAME

1	Last: at ATL	11/20/2022
---	--------------	------------

PENALTIES

PENALTIES

MOST, SEASON

124	2004 (16 games)
122	1948 (12 games)
121	1981 (16 games)
	1944 (10 games)

FEWEST, SEASON

57	1955 (12 games)
58	1982 (9 games)
61	1953 (12 games)
63	2001 (16 games)*
*Fewests in a 16+ game season	

MOST, GAME

22	at PHI	11/26/1944
17	at OAK	9/26/1999
16	at TB	10/21/1984
	at DEN	10/16/1978
	at BAL	12/5/1965
	at CLE	11/25/1951

FEWEST, GAME

0	Six times, last vs. DEN	11/22/2015
*Tied for NFL Record		

YARDS PENALIZED

MOST, SEASON

1,194	1968 (14 games)
1,107	1951 (12 games)
1,066	1948 (12 games)
997	2014 (16 games)

FEWEST, SEASON

350	1938 (11 games)
354	1935 (12 games)
416	1939 (11 games)
503	1994 (16 games)*
*Fewest in a 16 game season	

MOST, GAME

170	vs. ARZ	9/20/2015
	at PHI	11/26/1944
165	at CLE	11/25/1951
163	at GB	11/9/2014
	vs. WAS	10/3/1967

FEWEST, GAME

0	vs. DEN	11/22/2015
	vs. PHI	12/24/1995
	at STL	9/24/1995
	at DET	11/28/1991
	vs. MIN	10/23/1972
	at CLE	10/9/1938

\*Tied for NFL Record

OPPONENTS' PENALTIES

MOST, SEASON

132	2006 (16 games)
129	1980 (16 games)
120	2004 (16 games)
	1987 (15 games)

FEWEST, SEASON

34	1942 (11 games)
43	1941 (11 games)
52	1982 (9 games)
69	2013 (16 games)*
*Fewest in a 16+ game season	

MOST, GAME

21	at CLE	11/25/1951
18	vs. GB	9/27/2010
16	at SF	9/14/2014
	at GB	11/8/1987

FEWEST, GAME

0	Five times*, last: at GB	11/4/2013
*Since 1950		

OPPONENTS' YARDS PENALIZED

MOST, SEASON

1,109	1980 (16 games)
1,108	1987 (15 games)
1,084	2006 (16 games)

FEWEST, SEASON

110	1937 (11 games)
451	1982 (9 games)
530	2023 (17 games)

MOST, GAME

209	at CLE	11/25/1951
183	at BUF	11/4/2018
152	vs. GB	9/27/2010

FEWEST, GAME

0	Five times*, last: at GB	11/4/2013
*Since 1950		



TURNOVERS

TURNOVERS

MOST, SEASON

58	1947 (12 games)
51	1953 (12 games)
	1952 (12 games)

FEWEST, SEASON

16	2024 (17 games)
19	2019 (16 games)
	1982 (16 games)
21	2015 (16 games)

MOST, GAME

*12	at DET	11/22/1942 (7 int, 5 fum)
9	vs. StL Cards	11/19/1967 (7 int, 2 fum)
8	vs. TB	9/2/1984 (6 int, 2 fum)
	at GB	9/24/1967 (5 int, 3 fum)
	vs. PHI	10/27/1963 (4 int, 4 fum)
	at LA Rams	10/13/1963 (6 int, 2 fum)

\*Tied for NFL Record

FUMBLES

MOST, SEASON

56	1938 (11 games)
40	1973 (14 games)
	1972 (14 games)

FEWEST, SEASON

13	2019 (16 games)
16	1982 (9 games)
	1963 (14 games)

MOST, GAME

8	at NYG	12/18/1977
	at Chi. Cards	9/11/1938
7	vs. GB	10/21/1985
	at BAL	12/5/1965
	vs. GB	11/4/1962

FUMBLES LOST

MOST, SEASON

26	1973 (14 games)
24	1952 (12 games)
23	1947 (12 games)

FEWEST, SEASON

6	2020 (16 games)
7	2019 (16 games)
	2009 (16 games)

MOST, GAME

5	vs. DET	10/4/1998
	vs. DAL	9/16/1973
	vs. DET	12/14/1958
	vs. DET	11/23/1952
4	11 times, last: at CAR	12/22/2002

OWN RECOVERED

MOST, SEASON

37	1938 (11 games)
23	2020 (17 games)
21	2007 (16 games)

FEWEST, SEASON

5	1963 (14 games)
	1955 (12 games)
6	2019 (16 games)
	2008 (16 games)
	1989 (16 games)
	1950 (12 games)

MOST, GAME

7	at NYG	12/18/1977
	at Chi. Cards	9/11/1938
6	at GB	11/15/1981

TAKEAWAYS

TAKEAWAYS

MOST, SEASON

54	1985 (16 games)
	1963 (14 games)
51	1942 (11 games)

FEWEST, SEASON

11	2016 (16 games)
16	2021 (17 games)
17	2015 (16 games)

MOST, GAME

9	vs. CHI. Cardinals	12/14/1952
	vs. STL Cardinals	11/19/1967
8	Six times, last: vs. TB	9/2/1984

OPPONENTS' FUMBLES

MOST, SEASON

44	1952 (12 games)
38	1990 (16 games)
	1959 (12 games)
	1946 (11 games)

FEWEST, SEASON

11	1940 (11 games)
13	2016 (16 games)
	1960 (12 games)

MOST, GAME

7	vs. GB	12/18/1983
	at LA Rams	9/16/1966
	at LA Rams	11/15/1964
	vs. LA Rams	11/16/1952
6	Eight times, last: at TEN	11/4/2012

OPPONENTS' FUMBLES LOST

MOST, SEASON

26	1952 (12 games)
24	1965 (14 games)
	1962 (14 games)

FEWEST, SEASON

3	2016 (16 games)
5	2003 (16 games)
6	2023 (17 games)
	1945 (10 games)
	1943 (10 games)

MOST, GAME

5	at OAK	9/26/1999
	at KC	11/8/1981
	at DEN	9/30/1973
	at CHI Cards.	11/29/1959
	vs. GB	11/6/1955
	vs. CHI Cards.	12/14/1952

TOUCHDOWNS ON FUMBLES

<b>MOST, SEASON</b>		
5	2013 (16 games)	
4	1997 (16 games)	
	1952 (12 games)	

<b>MOST, GAME</b>		
2	at ARZ	10/16/2006
	vs. WAS	11/28/1948

INTERCEPTIONS

<b>MOST, SEASON</b>		
37	1935 (12 games)	
36	1963 (14 games)	
35	1936 (12 games)	
34	1985 (16 games)	
	1941 (11 games)	

<b>FEWEST, SEASON</b>		
8	2021 (17 games)	
	2017 (16 games)	
	2016 (16 games)	
	2015 (16 games)	

<b>MOST, GAME</b>		
7	vs. StL Cards	11/19/1967
	at Chi. Cards	12/5/1954
	at DET	11/22/1942
	at GB	9/22/1940
6	vs. TB	9/2/1984
	at LA Rams	10/13/1963

INT YARDS RETURNED

<b>MOST, SEASON</b>		
556	1941 (11 games)	
546	2004 (16 games)	
537	1963 (14 games)	

<b>FEWEST, SEASON</b>		
60	1997 (16 games)	
69	1987 (15 games)	
73	2016 (16 games)	

<b>MOST, GAME</b>		
149	vs. LAR	10/11/1964
142	at BAL	10/15/2017
140	vs. GB	12/4/2005

INT TOUCHDOWNS

<b>MOST, SEASON</b>		
8	2012 (16 games)	
5	2013 (16 games)	
	2008 (16 games)	
	2004 (16 games)	

<b>MOST, GAME</b>		
2	Nine times, last: at JAX	10/7/2012

## SERVICE

### GAMES

13	Mark Bortz	1983-94
12	Kevin Butler	1985-95
	Dennis Gentry	1982-92
	Dan Hampton	1979-90
	Jay Hilgenberg	1981-91
	Steve McMichael	1981-93
	Ron Rivera	1984-92
	Mike Singletary	1981-92
	Keith Van Horne	1981-93
11	Jim Covert	1983-90

### STARTS

12	Mark Bortz	1983-94
	Jay Hilgenberg	1981-91
	Mike Singletary	1981-92
	Keith Van Horne	1981-93
11	Jim Covert	1983-90
	Dan Hampton	1979-90
	Steve McMichael	1981-93
10	Richard Dent	1983-93, 95
	Tom Thayer	1985-92

## SCORING

### POINTS, CAREER

74	Kevin Butler	1985-95
37	Robbie Gould	2005-15
33	Jack Manders	1933-41

### POINTS, GAME

15	Jack Manders vs. WAS	12/12/1937
14	Kevin Butler vs. NE	1/26/1986
13	Robbie Gould vs. NO	1/21/2007

### TOUCHDOWNS, CAREER

4	Thomas Jones	2004-06
	Dennis McKinnon	1983-85, 87-89
	Norm Standlee	1941
	Harry Clark	1940-43
3	Willie Gault	1983-87
	Jim McMahon	1982-88
	Ken Kavanaugh	1940-41, 45-50
	Dante Magnani	1943, 46, 49

### TOUCHDOWNS, GAME

2	14 times, last: Jay Cutler vs. SEA	1/16/2011
---	------------------------------------	-----------

### FIELD GOALS, CAREER

17	Kevin Butler	1985-95
6	Robbie Gould	2005-15
5	Bob Snyder	1939-41, 43
	Jack Manders	1933-40
3	Cody Parkey	2018

### FIELD GOALS, GAME

3	Cody Parkey vs. PHI	1/6/2019
	Robbie Gould vs. NO	1/21/2007
	Kevin Butler vs. NO	1/6/1991
	Kevin Butler at NE	1/26/1986
	Bob Snyder vs. NYG	12/21/1941
	Jack Manders vs. NYG	12/17/1933

### FIELD GOALS, LONG

49	Robbie Gould vs. SEA	1/14/2007
46	Kevin Butler vs. PHI	12/31/1988
44	Robbie Gould vs. IND	2/4/2007

## RUSHING

### ATTEMPTS, CAREER

180	Walter Payton	1975-87
81	Neal Anderson	1986-93
75	Thomas Jones	2004-06

### ATTEMPTS, GAME

27	Neal Anderson vs. NO	1/6/1991
	Walter Payton vs. NYG	1/5/1986
25	Matt Forté vs. SEA	1/16/2011
24	Cedric Benson vs. NO	1/21/2007
	Walter Payton at WAS	12/30/1984
	Bronko Nagurski at NYG	12/9/1934

### YARDS, CAREER

632	Walter Payton	1975-87
381	Thomas Jones	2004-06
279	Neal Anderson	1986-93

### YARDS, GAME

123	Thomas Jones vs. NO	1/21/2007
119	George McAfee vs. GB	12/14/1941
112	Thomas Jones vs. IND	2/4/2007

### TOUCHDOWNS, CAREER

4	Thomas Jones	2004-06
	Norm Standlee	1941
3	Jim McMahon	1982-88

### TOUCHDOWNS, GAME

2	Nine times, last: Jay Cutler vs. SEA	1/16/11
---	--------------------------------------	---------

### LONG

68	Bill Osmanski at WAS	12/8/1940
58	Thomas Sanders vs. PHI	12/31/1988
52	Thomas Jones vs. IND	2/4/2007

## PASSING

### ATTEMPTS, CAREER

133	Rex Grossman	2003-08
127	Jim McMahon	1982-88
93	Mike Tomczak	1985-90

### ATTEMPTS, GAME

44	Jim Harbaugh vs. DAL	12/29/1991
43	Mitchell Trubisky vs. PHI	1/6/2019
41	Rex Grossman vs. CAR	1/15/2006

### COMPLETIONS, CAREER

70	Jim McMahon	1982-88
69	Rex Grossman	2003-08
45	Mitchell Trubisky	2017-20
	Mike Tomczak	1985-90
	Sid Luckman	1939-50

### COMPLETIONS, GAME

26	Mitchell Trubisky vs. PHI	1/6/2019
22	Jim Harbaugh vs. DAL	12/29/1991
21	Rex Grossman vs. SEA	1/14/2007

### YARDS, CAREER

967	Jim McMahon	1982-88
783	Rex Grossman	2003-08
721	Sid Luckman	1939-50

### YARDS, GAME

303	Mitchell Trubisky vs. PHI	1/6/2019
286	Sid Luckman vs. WAS	12/26/1943
282	Rex Grossman vs. SEA	1/14/2007

### TOUCHDOWNS, CAREER

7	Sid Luckman	1939-50
4	Jim McMahon	1982-88
	Rex Grossman	2003-08

### TOUCHDOWNS, GAME

5	Sid Luckman vs. WAS	12/26/1943
2	Six times, last: Jay Cutler vs. SEA	1/16/2011

### INTERCEPTIONS, CAREER

5	Mike Tomczak	1985-90
4	Jim McMahon	1982-88
	Bob Avellini	1975-84
	Sid Luckman	1939-50
	Rex Grossman	2003-08

## INTERCEPTIONS, GAME

4	Bob Avellini at DAL	12/26/1977
3	Mike Tomczak vs. PHI	12/31/1988
	Jim McMahon vs. WAS	1/10/1988
	Johnny Lujack at LAR	12/17/1950

## LONG

75t	Steve Fuller at WAS	12/30/1984
68t	Rex Grossman vs. SEA	1/14/2007
67t	George Corbett vs. NYG	12/17/1933

## RECEIVING

### RECEPTIONS, CAREER

22	Walter Payton	1975-87
20	Dennis McKinnon	1983-85, 87-88
19	Bernard Berrian	2004-07

### RECEPTIONS, GAME

10	Allen Robinson II vs. PHI	1/6/2019
	Matt Forté vs GB	1/23/2011
9	Tom Waddle vs. DAL	12/29/1991

### YARDS, CAREER

454	Willie Gault	1983-87
345	Dennis McKinnon	1983-85, 87-88
296	Bernard Berrian	2004-07

### YARDS, GAME

143	Allen Robinson II vs. PHI	1/6/2019
129	Willie Gault vs. NE	1/26/1986
122	Dante Magnani vs. WAS	12/26/1943

### TOUCHDOWNS, CAREER

4	Dennis McKinnon	1983-85, 87-89
3	Willie Gault	1983-87
2	Bernard Berrian	2004-07
	Ken Kavanaugh	1940-41, 45-50
	Dante Magnani	1943, 46, 49
	Harry Clark	1940-43
	Bill Karr	1933-38

### TOUCHDOWNS, GAME

2	Dennis McKinnon vs. NYG	1/5/1986
	Harry Clark vs. WAS	12/26/1943
	Dante Magnani vs. WAS	12/26/1943
	Bill Karr vs. NYG	12/17/1933

## LONG

75t	Willie Gault at WAS	12/30/1984
68t	Bernard Berrian vs. SEA	1/14/2007
67t	Carl Brumbaugh vs. NYG	12/17/1933

## PUNTING

### PUNTS, CAREER

44	Brad Maynard	2001-10
29	Maury Buford	1985-86, 89-91
22	Sid Luckman	1939-50

### PUNTS, GAME

10	Maury Buford vs. LAR	1/12/1986
	Keith Molesworth vs. NYG	12/17/1933
9	Brad Maynard vs. GB	1/23/2011
	Keith Molesworth vs. NYG	12/9/1934

### YARDS, CAREER

1,766	Brad Maynard	2001-10
1,102	Maury Buford	1985-91
900	Sid Luckman	1939-50

### YARDS, GAME

398	Keith Molesworth vs. NYG	12/17/1933
366	Keith Molesworth vs. NYG	12/9/1934
363	Maury Buford vs. LAR	1/12/1986

### AVERAGE, CAREER (MIN. 10 PUNTS)

41.6	David Finzer	1984
40.9	Sid Luckman	1939-50
40.3	Pat O'Donnell	2014-21

## AVERAGE, GAME (MIN. 2 PUNTS)

47.4	Brad Maynard vs. NO	1/21/2007
45.2	Brad Maynard vs. IND	2/4/2007
45.0	Bob Snyder vs. NYG	12/21/1941

## LONG

66	Brad Maynard vs. NO	1/21/2007
63	Sam Francis vs. WAS	12/12/1937
61	George McAfee vs. GB	12/21/1941

## RETURNS

### PUNT RETURNS

#### RETURNS, CAREER

11	Devin Hester	2006-13
	Keith Ortego	1985-87
9	George McAfee	1940-41, 45-50

#### RETURNS, GAME

6	George McAfee at LAâ€Rams	12/17/1950
5	Keith Ortego vs. NYG	1/5/1986
	Lew Barnes vs. WAS	1/3/1987

### YARDS, CAREER

108	George McAfee	1940-41, 45-50
100	Keith Molesworth	1931-38
94	Hugh Gallarneau	1941-46

### YARDS, GAME

81	Hugh Gallarneau vs. GB	12/14/1941
79	George McAfee at LAR	12/17/1950
67	Keith Molesworth at NYG	12/9/1934

### TOUCHDOWNS, GAME

1	Shaun Gayle vs. NYG (5 yards)	1/5/1986
	Hugh Gallarneau vs. GB (81 yards)	12/14/1941

## LONG

81t	Hugh Gallarneau vs. GB	12/14/1941
28	Keith Molesworth at NYG	12/9/1934
26	Devin Hester vs. SEA	1/16/2011

### KICKOFF RETURNS

#### RETURNS, CAREER

17	Dennis Gentry	1982-92
10	Willie Gault	1983-87
9	Devin Hester	2006-13

#### RETURNS, GAME

7	Don Bingham at NYG	12/30/1956
6	Autry Denson vs. PHI	1/19/2002
5	Rashed Davis vs. CAR	1/15/2006
	Nate Lewis at SF	1/7/1995

### YARDS, CAREER

435	Dennis Gentry	1982-92
214	Devin Hester	2006-13
191	Willie Gault	1983-87

### YARDS, GAME

127	Dennis Gentry vs. WAS	1/3/1987
125	Nate Lewis at SF	1/7/1995
120	Autry Denson vs. PHI	1/19/2002

### TOUCHDOWNS, GAME

1	Devin Hester vs. IND	2/4/2007
---	----------------------	----------

## LONG

92t	Devin Hester vs. IND	2/4/2007
60	Dennis Gentry vs. WAS	1/3/1987
49	Dennis Gentry vs. WAS	1/10/1988

## INTERCEPTIONS

### INTERCEPTIONS, CAREER

4	George McAfee	1940-41, 45-50
	Clyde (Bulldog) Turner	1940-52
3	Mike Richardson	1983-88
	Sid Luckman	1939-50

INTERCEPTIONS, GAME

2	Gary Fencik at SF	1/5/1985
	George McAfee at NYG	12/15/1946
	Dante Magnini at NYG	12/15/1946
	Sid Luckman vs. WAS	12/26/1943
	George Wilson vs. GB	12/14/1941
	Joe Maniaci at WAS	12/8/1940

YARDS, CAREER

68	George McAfee	1940-41, 45-50
61	Larry Morris	1959-65
59	Brian Urlacher	2000-12

YARDS, GAME

61	Larry Morris vs. NYG	12/29/63
51	Vestee Jackson vs. PHI	12/31/88
49	Dante Magnani at NYG	12/15/46

TOUCHDOWNS, GAME

1	Jerry Azumah vs. PHI (39 yards)	1/19/2002
	Reggie Phillips vs. NE (38 yards)	1/26/1986
	Dante Magnani at NYG (19 yards)	12/15/1946
	Hampton Pool at WAS (15 yards)	12/8/1940
	George McAfee at WAS (34 yards)	12/8/1940
	Clyde Turner at WAS (24 yards)	12/8/1940

LONG

51	Vestee Jackson vs. PHI	12/31/1988
47	Maurice Douglass vs. PHI	12/31/1988
	Jim Morrissey vs. NE	1/26/1986

SACKS

SACKS, CAREER

10.5	Richard Dent	1983-93, 95
8	Dan Hampton	1979-90
5.5	Steve McMichael	1981-93

SACKS, GAME

3.5	Richard Dent vs. NYG	1/5/1986
3	Richard Dent at WAS	12/30/1984
2	Trace Armstrong at MIN	1/1/1995
	Otis Wilson vs. NE	1/26/1986
	Dan Hampton at WAS	12/30/1984
	Dan Hampton at PHI	12/23/1979*

\*Sacks before 1982 are unofficial

## SCORING

### MOST POINTS, GAME

*73	at WAS (W 73-0)	12/8/1940
46	vs. NE (W 46-10)	1/26/1986
41	vs. WAS (W 41-21)	12/26/1943

\*NFL Postseason Record

### FEWEST POINTS, GAME

0	at SF (L 0-23)	1/6/1985
3	at NYG (L 3-31)	1/13/1991
	vs. SF (L 3-28)	1/8/1989

### MOST POINTS, BOTH TEAMS, GAME

73	at WAS (W, 73-0)	12/8/1940
61	vs. WAS (W, 41-21)	12/26/1943
59	vs. SEA (W, 35-24)	1/16/2011
	at SF (L, 15-44)	1/7/1995

### FEWEST POINTS, BOTH TEAMS, GAME

20	at WAS (L, 6-14)	12/13/1942
21	vs. NYG (W, 21-0)	1/5/1986
22	vs. NO (W, 16-6)	1/6/1991

### LARGEST MARGIN OF VICTORY, GAME

*73	at WAS (W 73-0)	12/8/1940
36	vs. NE (46-10)	1/26/1986
28	vs. NYG (37-9)	12/21/1941

\*NFL Postseason Record

### MOST POINTS, SHUTOUT VICTORY, GAME

*73	at WAS	12/8/1940
24	vs. LAR	1/12/1986
21	vs. NYG	1/5/1986

\*NFL Postseason Record

### MOST POINTS OVERCOME TO WIN GAME

7	vs. NYG (Trailed 7-0, Won 14-10)	12/29/1963
	vs. WAS (Trailed 7-0, Won 41-21)	12/26/1943
	vs. GB (Trailed 7-0, Won 33-14)	12/18/1941
5	vs. NYG (Trailed 14-9, Won 23-21)	12/17/1933

### MOST POINTS, EACH HALF

<b>1st:</b>		
30	vs. GB	12/14/1941
28	at WAS	12/8/1941
23	vs. NE	1/26/1986
<b>2nd:</b>		
45	at WAS	12/8/1941
28	vs. NYG	12/21/1941
27	vs. WAS	12/26/1943

### MOST POINTS, EACH QUARTER

<b>1st:</b>		
21	at WAS	12/8/1940
14	vs. SEA	1/16/2011
	vs. WAS	12/12/1937
<b>2nd:</b>		
24	vs. GB	12/14/1941
14	vs. SEA	1/14/2007
	at MIN	1/1/1995
	vs. WAS	12/26/1943
<b>3rd:</b>		
26	at WAS	12/8/1941
21	vs. NE	1/26/1986
<b>4th:</b>		
21	vs. NO	1/21/2007
19	at WAS	12/8/1941
<b>OT:</b>		
3	vs. SEA	1/14/2007

## TOUCHDOWNS

### MOST TOUCHDOWNS, GAME

11	at WAS	12/8/1940
6	vs. WAS	12/26/1943
5	vs. SEA	1/16/2011
	at MIN	1/1/1995
	at NE	1/26/1986

### FEWEST TOUCHDOWNS, GAME

0	at NYG	1/13/1991
	vs. SF	1/8/1989
	at SF	1/6/1985

### MOST TOUCHDOWNS, BOTH TEAMS, GAME

11	at WAS (CHI: 11, WAS: 0)	12/8/1940
9	vs. WAS (CHI: 6, WAS: 3)	12/26/1943
8	vs. SEA (CHI: 5, SEA: 3)	1/16/2011
	at SF (CHI: 2, SF: 6)	1/7/1995

### FEWEST TOUCHDOWNS, BOTH TEAMS, GAME

1	vs. NO (CHI: 1 NO: 0)	1/6/1991
2	vs. PHI (CHI: 1 PHI: 1)	1/6/2019
	vs. PHI (CHI: 2 PHI: 0)	12/31/1988
	at SF (CHI: 0 SF: 2)	1/6/1985

## FIELD GOALS

### MOST FIELD GOALS MADE, GAME

3	Six times, last: vs. PHI	1/6/2019
2	Six times, last: vs. SEA	1/14/2007

### MOST FIELD GOALS MADE, BOTH TEAMS, GAME

6	vs. PHI (CHI: 2 PHI: 4)	12/31/1988
5	vs. PHI (CHI: 1 PHI: 4)	1/19/2002
	vs. NO (CHI: 3 NO: 2)	1/6/1991
4	Last: vs. PHI (CHI: 3 PHI: 1)	1/6/2019

### MOST FIELD GOALS ATTEMPTED, GAME

4	Last: vs. PHI	1/6/2019
	vs. PHI	12/31/1988
	vs. NO	1/6/1991
	vs. NYG	12/21/1941
	vs. NYG	12/17/1933

### MOST FIELD GOALS ATTEMPTED, BOTH TEAMS, GAME

9	vs. PHI (4 and 5)	12/31/1988
8	vs. NO (4 and 4)	1/6/1991
6	vs. WAS (3 and 3)	1/3/1987

## DEFENSE SCORING

### FEWEST POINTS ALLOWED, GAME

0	vs. LAR (W, 24-0)	1/12/1986
	vs. NYG (W, 21-0)	1/5/1986
	at WAS (W, 73-0)	12/8/1940
6	vs. NO (W, 16-6)	1/6/1991

### MOST POINTS ALLOWED, GAME

47	at NYG (L, 7-47)	12/30/1956
44	at SF (L, 15-44)	1/7/1995
37	at DAL (L, 7-27)	12/26/1937

### FEWEST TOUCHDOWNS ALLOWED, GAME

0	vs. NO	1/6/1991
	vs. PHI	12/31/1988
	vs. LAR	1/12/1986
	vs. NYG	1/5/1986
	at WAS	12/8/1940

### MOST TOUCHDOWNS ALLOWED, GAME

6	at SF	1/7/1995
	at NYG	12/30/1956
4	at NYG	1/13/1991
	vs. SF	1/8/1989
	at DAL	12/26/1977
	vs. WAS	12/12/1937
	at NYG	12/9/1934

## FIRST DOWNS

### OVERALL FIRST DOWNS

### MOST FIRST DOWNS, GAME

26	vs. DAL	12/29/1991
23	vs. CAR	1/15/2006
	vs. NE	1/26/1986
	at LAR	12/17/1950

## FEWEST FIRST DOWNS, GAME

8	vs. NYG	12/21/1941
9	vs. LAR	1/12/1986
	at WAS	12/13/1941

## MOST FIRST DOWNS, BOTH TEAMS, GAME

47	at SF (CHI: 20, SF: 27)	1/7/1995
44	vs. CAR (CHI: 23, CAR: 21)	1/15/2006
41	vs. DAL (CHI: 26, DAL: 15)	12/29/1991

## FEWEST FIRST DOWNS, BOTH TEAMS, GAME

19	at WAS (CHI: 10 WAS: 9)	12/13/1942
22	vs. LAR (CHI: 13 LA: 9)	1/12/1986
	at NYG (CHI: 10 NY: 12)	12/9/1934

## FIRST DOWNS BY RUSHING

### MOST FIRST DOWNS, RUSHING, GAME

14	vs. NYG	12/21/1941
13	vs. NE	1/26/1986
12	vs. NO	1/21/2007
	vs. DAL	12/29/1991
	at LAR	12/17/1950

### FEWEST FIRST DOWNS, RUSHING, GAME

0	at NYG	1/13/1991
3	at NO	1/10/2021
	vs. PHI	1/6/2019
	vs. IND	2/4/2007

### MOST FIRST DOWNS, RUSHING, BOTH TEAMS, GAME

20	vs. SEA (CHI: 8 SEA:12)	1/14/2007
18	vs. DAL (CHI: 12 DAL: 6)	12/29/1991
	at SF (CHI: 9 SF: 9)	1/6/1985

### FEWEST FIRST DOWNS, RUSHING, BOTH TEAMS, GAME

5	vs. PHI (CHI: 2, PHI: 3)	1/6/2019
8	at MIN (CHI: 5, MIN: 3)	1/1/1995
9	vs. PHI (CHI: 8, PHI: 1)	12/31/1988
	at WAS (CHI: 4, WAS: 5)	12/13/1942

## FIRST DOWNS BY PASSING

### MOST FIRST DOWNS, PASSING, GAME

14	vs. DAL	12/29/1991
13	at SF	1/7/1995
12	vs. PHI	1/6/2019

### FEWEST FIRST DOWNS, PASSING, GAME

2	vs. PHI	1/19/2002
3	at SF	1/6/1985
	vs. GB	12/14/1941
	at WAS	12/9/1940
	at NYG	12/09/1934
	vs. NYG	12/17/1933

### MOST FIRST DOWNS, PASSING, BOTH TEAMS, GAME

29	vs. PHI (CHI: 12 PHI: 17)	1/6/2019
	at MIN (CHI:11 MIN:18)	1/1/1995
27	vs. PHI (CHI:6 PHI: 21)	12/31/1988

### FEWEST FIRST DOWNS, PASSING, BOTH TEAMS, GAME

7	vs. NYG (CHI: 2 NYG: 5)	12/21/1941
8	at NYG (CHI: 3 NYG: 5)	12/9/1934
9	at WAS (CHI: 4 WAS: 5)	12/13/1942
13*	vs. WAS (CHI:5 WAS: 8)	1/3/1987

\*Fewest in Super Bowl Era

## FIRST DOWNS BY PENALTY

### MOST FIRST DOWNS, PENALTY, GAME

6	vs. CAR	1/15/2006
3	vs. SEA	1/14/2007
	at SF	1/7/2095

### MOST FIRST DOWNS, PENALTY, BOTH TEAMS, GAME

7	vs. CAR (CHI: 6 CAR:1)	1/15/2006
6	at SF (CHI: 3 SF: 3)	1/7/1995
5	at NO (CHI: 0 NO: 5)	1/10/2021

## DEFENSE FIRST DOWNS

### FEWEST FIRST DOWNS ALLOWED, GAME

8	vs. NYG	12/21/1041
9	vs. LAR	1/12/1986
	vs. WAS	12/13/1942

### MOST FIRST DOWNS ALLOWED, GAME

27	at NO	1/10/2021
	at SF	1/7/1995
25	at SF	1/6/1985

## RUSHING FIRST DOWNS

### FEWEST RUSHING FIRST DOWNS ALLOWED, GAME

1	vs. PHI	12/31/1988
	vs. NYG	01/5/1986
	at NE	01/26/1986
	vs. NYG	01/5/1986
2	vs. PHI	1/6/2019
	vs. NO	1/6/1991

### MOST RUSHING FIRST DOWNS ALLOWED, GAME

16	at NYG	1/13/1991
13	at SF	1/7/1995
	at DAL	12/26/1977

## PASSING FIRST DOWNS

### FEWEST PASSING FIRST DOWNS ALLOWED, GAME

2	at WAS	12/13/1942
	vs. NYG	12/21/1941
3	vs. LAR	1/12/1986

### MOST PASSING FIRST DOWNS ALLOWED, GAME

21	vs. PHI	12/31/1988
18	at MIN	1/1/1995
17	vs. PHI	1/6/2019

## FIRST DOWNS BY PENALTY

### FEWEST FIRST DOWNS ALLOWED BY PENALTIES, GAME

0	11 times, last: vs. NO	1/21/2007
---	------------------------	-----------

### MOST FIRST DOWNS ALLOWED BY PENALTIES, GAME

5	at NO	1/10/2021
3	vs. GB	1/23/2011
	vs. SEA	1/16/2011
	at SF	1/7/1995
	vs. WAS	1/3/1987
	at NYG	12/15/1946
	at WAS	12/8/1940

## SCRIMMAGE YARDS GAINED

### MOST NET YARDS GAINED, GAME

501	at WAS	12/8/1940
455	vs. WAS	12/26/1943
450	vs. SEA	1/16/2011

### FEWEST NET YARDS GAINED, GAME

165	at NYG	12/9/1934
199	at WAS	12/13/1942
200	vs. PHI	1/19/2002

### MOST NET YARDS GAINED, BOTH TEAMS, GAME

808	vs. PHI (CHI: 349 PHI: 459)	12/31/1988
793	vs. LAR (CHI: 422 LA: 371)	12/17/1950
776	vs. WAS (CHI: 335 WAS: 441)	12/12/1937

### FEWEST NET YARDS GAINED, BOTH TEAMS, GAME

365	at WAS (CHI: 199 WAS: 166)	12/13/1942
407	vs. LAR (CHI: 255 LA:152)	1/12/1986
441	at NYG (CHI: 165 NYG: 276)	12/9/1934

## NET YARDS ALLOWED

### FEWEST NET YARDS ALLOWED, GAME

152	vs. LAR	1/12/1986
157	vs. NYG	12/21/1941
166	at WAS	12/13/1942

## MOST NET YARDS ALLOWED, GAME

459	vs. PHI	12/31/1988
442	vs. CAR	1/15/2006
441	vs. WAS	12/12/1937

## OFFENSIVE PLAYS

### MOST OFFENSIVE PLAYS, GAME

82	vs. DAL	12/29/1991
77	vs. SEA	1/16/2011
76	vs. NE	1/26/1986

### FEWEST OFFENSIVE PLAYS, GAME

47	vs. PHI	1/19/2002
48	vs. IND	2/4/2007
49	at NO	1/10/2021

### MOST OFFENSIVE PLAYS, BOTH TEAMS, GAME

142	vs. SEA (CHI: 75 SEA: 67)	1/14/2007
137	vs. SEA (CHI: 77 SEA: 60)	1/16/2011
136	vs. NO (CHI: 72 NO: 64)	1/21/2007
	at MIN (CHI: 54 MIN: 82)	1/1/1995

### FEWEST OFFENSIVE PLAYS, BOTH TEAMS, GAME

119	at DAL (CHI: 55 DAL: 64)	12/26/1977
120	vs. PHI (CHI: 47 PHI: 73)	1/19/2002
	at NYG (CHI: 52 NY: 68)	1/13/1991

## YARDS PER PLAY

### HIGHEST YARDS PER PLAY AVERAGE, GAME

5.98	vs. PHI (341 yds, 57 plays)	12/31/1988
5.7	at MIN (308 yds, 54 plays)	1/1/1995
5.67	vs. SEA (437 yds, 77 plays)	1/16/2011

### LOWEST YARDS PER PLAY AVERAGE, GAME

2.95	at SF (186 yds, 63 plays)	1/6/1985
3.58	at SF (247 yds, 69 plays)	1/7/1995
3.70	vs. NYG (222 yds, 60 plays)	1/12/1986

### HIGHEST YARDS PER PLAY AVERAGE, BOTH TEAMS, GAME

5.84	vs. PHI (771 yds, 132 plays)	12/31/1988
5.38	vs. IND (695 yds, 129 plays)	2/4/2007
5.36	vs. SEA (713 yds, 133 plays)	1/16/2011

### LOWEST YARDS PER PLAY AVERAGE, BOTH TEAMS, GAME

2.99	vs. LAR (362 yds, 121 plays)	1/12/1986
4.05	vs. WAS (522 yds, 129 plays)	1/3/1987
4.08	vs. NE (531 yds, 130 plays)	1/26/1986

## RUSHING

### RUSHING ATTEMPTS

#### MOST RUSHING ATTEMPTS, GAME

57	at WAS	12/8/1940
56	vs. NYG	12/21/1941
49	vs. NE	1/26/1986
	vs. NYG	12/17/1933

#### FEWEST RUSHING ATTEMPTS, GAME

16	at NYG	1/13/1991
18	vs. PHI	1/6/2019
	at SF	1/7/1995

#### MOST RUSHING ATTEMPTS, BOTH TEAMS, GAME

84	vs. GB (CHI: 48 GB: 36)	12/14/1941
83	at NYG (CHI: 46 NY: 37)	12/9/1934
81	vs. NYG (CHI: 56 NY: 25)	12/21/1941
75*	at DAL (CHI: 27 DAL: 48)	12/26/1977

\*Most in Super Bowl Era

#### FEWEST RUSHING ATTEMPTS, BOTH TEAMS, GAME

41	vs. PHI (23 and 18)	1/6/2019
49	at MIN (30 and 19)	1/1/1995
	vs. PHI (33 and 16)	12/31/1988

## RUSHING YARDS GAINED

### MOST RUSHING YARDS GAINED, GAME

381	at WAS	12/8/1940
277	vs. GB	12/14/1941
229	at LAR	12/17/1950
196*	vs. NO	1/21/2007

\*Most in Super Bowl Era

### FEWEST RUSHING YARDS GAINED, GAME

27	at NYG	1/13/1991
39	at SF	1/7/1995
48	at NO	1/10/2021

### MOST RUSHING YARDS GAINED, BOTH TEAMS, GAME

386	at WAS (CHI: 381 WAS: 5)	12/8/1940
314	at DAL (CHI: 81 DAL: 233)	12/26/1977
310	vs. GB (CHI: 277 GB: 33)	12/14/1941

### FEWEST RUSHING YARDS GAINED, BOTH TEAMS, GAME

107	vs. PHI (CHI: 42 PHI: 65)	1/6/2019
143	at MIN (CHI: 94 MIN: 49)	1/1/1995
171	at NO (CHI: 48 NO: 123)	1/10/2021

## YARDS PER CARRY

### HIGHEST YARDS PER CARRY AVERAGE, GAME

7.19	at WAS (318 yds, 53 att.)	12/8/1940
5.84	vs. IND (111 yds, 19 att.)	2/4/2007
5.77	vs. GB (277 yds, 49 att.)	12/14/1941

### LOWEST YARDS PER CARRY AVERAGE, GAME

1.68	at WAS (69 yds, 41 att.)	12/13/1941
1.69	at NYG (27 yds, 16 att.)	1/13/1991
1.93	at NYG (89 yds, 46 att.)	1/12/1986

### HIGHEST YARDS PER CARRY AVERAGE, BOTH TEAMS, GAME

5.68	at WAS (386 yds, 68 att.)	12/8/1940
5.05	at SF (308 yds, 61 att.)	1/6/1985
4.95	vs. IND (302 yds, 61 att.)	2/4/1907

### LOWEST YARDS, PER CARRY AVERAGE, BOTH TEAMS

2.25	at WAS (173 yds, 77 att.)	12/13/1940
2.60	vs. PHI (107 yds, 41 att.)	1/6/2019
2.85	vs. WAS (202 yds, 71 att.)	1/26/1986

## RUSHING TOUCHDOWNS

### MOST RUSHING TOUCHDOWNS, GAME

7	at WAS	12/8/1940
4	vs. NE	1/26/1986
3	vs. SEA	1/16/2011
	vs. NO	1/21/2007
	vs. NYG	12/21/1941
	vs. GB	12/14/1941

### FEWEST RUSHING TOUCHDOWNS, GAME

0	14 times, last: at NO	1/10/2021
---	-----------------------	-----------

### MOST RUSHING TOUCHDOWNS, BOTH TEAMS, GAME

7	at WAS (CHI: 7 WAS: 0)	12/8/1942
6	at SF (CHI: 1 SF: 5)	1/7/1995
4	vs. SEA (CHI: 2 SEA: 2)	1/14/2007
	vs. NE (CHI: 4 NE: 0)	1/26/1986
	at NY Giants (CHI: 1 NY: 3)	12/30/1956
	at NY Giants (CHI: 1 NY: 3)	12/9/1934

### FEWEST RUSHING TOUCHDOWNS, BOTH TEAMS, GAME

0	vs. PHI	1/6/2019
	vs. NO	1/6/1991
	vs. NYG	1/5/1986
1	11 times, Last: vs. IND	2/4/2007

## DEFENSE RUSHING

### FEWEST RUSHING YARDS ALLOWED, GAME

5	at WAS	12/8/1940
7	vs. NE	1/26/1986
32	vs. NYG	1/5/1986



## MOST RUSHING YARDS ALLOWED, GAME

233	at DAL	12/26/1977
194	at NYG	1/13/1991
191	vs. IND	2/4/2007

## RUSHING TOUCHDOWNS

### FEWEST RUSHING TOUCHDOWNS ALLOWED, GAME

0	16 times, last: vs. PHI	1/6/2019
---	-------------------------	----------

### MOST RUSHING TOUCHDOWNS ALLOWED, GAME

5	at SF	1/7/1995
3	at DAL	12/26/1977
	at NYG	12/30/1956
	at NYG	12/9/1934

## PASSING

### ATTEMPTS

#### MOST PASSING ATTEMPTS, GAME

47	at SF	1/7/1995
	at NYG	12/30/1956
45	vs. DAL	12/29/1991

#### FEWEST PASSING ATTEMPTS, GAME

10	at WAS	12/8/1940
12	vs. GB	12/14/1941
15	at NYG	12/6/1934
17*	at WAS	12/30/84

\*Fewest in Super Bowl Era

#### MOST PASSING ATTEMPTS, BOTH TEAMS, GAME

84	at MIN (CHI: 23 MIN: 61)	1/1/1995
83	vs. PHI (CHI: 40 PHI: 43)	1/6/2019
78	vs. PHI (CHI: 23 PHI: 55)	12/31/1988

#### FEWEST PASSING ATTEMPTS, BOTH TEAMS, GAME

27	at NYG (CHI: 15 NY: 12)	12/9/1934
31	at WAS (CHI: 18 WAS: 13)	12/13/1942
34	vs. NYG (CHI: 19 NY: 15)	12/21/1941
39*	at DAL (CHI: 25 DAL: 14)	12/26/1977

\*Fewest in Super Bowl Era

### COMPLETIONS

#### MOST COMPLETIONS, GAME

29	at SF	1/7/1995
26	vs. PHI	1/6/2019
23	vs. DAL	12/29/1991

#### FEWEST COMPLETIONS, GAME

5	vs. GB	12/14/1941
6	at NYG	12/9/1934
7	WAS	12/8/1940
7	vs. NYG	12/17/1933
10*	at WAS	12/30/1944

\*Fewest in Super Bowl Era

#### MOST COMPLETIONS, BOTH TEAMS, GAME

51	vs. PHI (CHI: 25 PHI: 26)	1/6/2019
48	at MIN (CHI: 15 MIN: 33)	1/1/1995
47	at NO (CHI: 19 NO: 28)	1/10/2021
	at SF (CHI: 29 SF: 18)	1/7/1995

#### FEWEST COMPLETIONS, BOTH TEAMS, GAME

13	at WAS (CHI: 8 WAS: 5)	12/13/1942
	at NYG (CHI: 6 NY: 7)	12/9/1934
14	vs. NYG (CHI: 11 NY: 3)	12/21/1941
23*	vs. NO (CHI: 15 NO: 8)	1/6/1991

\*Fewest in Super Bowl Era

#### HIGHEST COMPLETION PERCENTAGE, GAME

71.40%	vs. IND (20-28)	2/4/2007
70.00%	at WAS (7-10)	12/9/1940
65.55	at NO (19-29)	1/10/2021

## LOWEST COMPLETION PERCENTAGE, GAME

34.78%	vs. WAS (8-23)	12/12/1937
35.50%	vs. WAS (11-31)	1/3/1987
35.71%	vs. NYG (10-28)	12/29/1963

## HIGHEST COMPLETION PERCENTAGE, BOTH TEAMS, GAME

69.39%	vs. WAS (34-49)	12/26/1943
69.12%	at NO (47-68)	1/10/2021
68.80%	vs. IND (45-66)	2/4/2007

## LOWEST COMPLETION PERCENTAGE, BOTH TEAMS, GAME

26.21%	vs. NYG (21-58)	12/29/1963
37.50%	at NYG (18-48)	12/15/1946
40.00%	vs. NO (24-60)	1/6/1991

## NET PASSING YARDS GAINED

### MOST NET PASSING YARDS, GAME

291	vs. PHI	1/6/2019
286	vs. WAS	12/26/1943
261	vs. SEA	1/16/2011

### FEWEST NET PASSING YARDS, GAME

37	at SF	1/6/1985
48	vs. GB	12/14/1941
73	vs. PHI	1/19/2002

### MOST NET PASSING YARDS, BOTH TEAMS, GAME

578	vs. WAS (CHI: 207 WAS: 371)	12/12/1937
555	vs. PHI (CHI: 177 PHI: 378)	12/31/1988
554	at MIN (CHI: 214 PHI: 340)	1/1/1995

### FEWEST NET PASSING YARDS, BOTH TEAMS, GAME

179	at NYG (CHI: 76 NY: 103)	12/9/1934
185	vs. LAR (CHI: 141 LA: 44)	1/12/1986
195	at WAS (CHI: 130 WAS: 65)	12/13/1942

## SACKS

### FEWEST TIMES SACKED, GAME

0	vs. NO	1/21/2007
	at NYG	1/13/1991
	vs. SF	1/8/1989
	vs. NYG	1/5/1986

### MOST TIMES SACKED, GAME

9	at SF	1/6/1985
5	vs. WAS	1/10/1988
	at WAS	12/30/1984

### FEWEST TIMES SACKED, BOTH TEAMS, GAME

2	at NO (CHI: 1 NO: 2)	1/10/2021
	vs. CAR (CHI: 1 CAR: 1)	1/15/2006
	vs. IND (CHI: 1 IND: 1)	2/4/2007
	vs. SF (CHI: 0 SF: 2)	1/8/1989
	vs. NYG (CHI: 1 NY: 1)	12/29/1963

### MOST TIMES SACKED, BOTH TEAMS, GAME

12	at WAS (CHI: 5 WAS: 7)	12/30/1984
	at SF (CHI: 9 SF: 3)	1/6/1985
10	vs. NE (CHI: 3 NE: 7)	1/26/1986

## GROSS YARDS GAINED

### MOST GROSS PASSING YARDS, GAME

303	vs. PHI	1/6/2019
286	vs. WAS	12/26/1943
282	vs. SEA	1/14/2007

### FEWEST GROSS PASSING YARDS, GAME

47	vs. GB	12/14/1941
76	at NYG	12/09/1934
87	at SF	1/6/1985

### MOST GROSS PASSING YARDS, BOTH TEAMS, GAME

592	vs. PHI (CHI: 185 PHI: 407)	12/31/1988
578	vs. WAS (CHI: 207 WAS: 371)	12/12/1937
572	at MIN (CHI: 221 MIN: 351)	1/1/1995

## FEWEST GROSS PASSING YARDS, BOTH TEAMS, GAME

179	at NYG (CHI: 76 NY: 103)	12/9/1934
195	at WAS (CHI: 130 WAS: 65)	12/13/1942
230	vs. LAR (CHI: 164 LA: 66)	1/12/1986

## TOUCHDOWNS

### MOST PASSING TOUCHDOWNS, GAME

5	vs. WAS	12/26/1943
3	at WAS	12/30/1984
2	Five times, last: vs. SEA	1/16/2011

### FEWEST PASSING TOUCHDOWNS, GAME

0	13 times, last: vs. PHI	1/19/2002
---	-------------------------	-----------

### MOST PASSING TOUCHDOWNS, BOTH TEAMS, GAME

7	vs. WAS (CHI: 5 WAS: 2)	12/26/1943
5	vs. SEA (CHI: 2 SEA: 3)	1/16/2011
	vs. WAS (CHI: 2 WAS: 3)	12/12/1937

### FEWEST PASSING TOUCHDOWNS, BOTH TEAMS, GAME

1	12 times, last: vs. GB (1 and 0)	1/23/2011
---	----------------------------------	-----------

## INTERCEPTIONS

### FEWEST INTERCEPTIONS THROWN, GAME

0	13 times, last: at NO	1/10/2021
---	-----------------------	-----------

### MOST INTERCEPTIONS THROWN, GAME

4	at DAL	12/26/1977
3	Nine times, last: vs. GB	1/23/2011

### FEWEST INTERCEPTIONS THROWN, BOTH TEAMS, GAME

0	at NO	1/10/2021
	vs. NYG	1/5/1986
1	five times, last: vs. NO (CHI: 0 NO: 1)	1/16/2011

### MOST INTERCEPTIONS THROWN, BOTH TEAMS, GAME

8	at NY Giants (CHI: 3 NY: 6)	12/15/1946
6	vs. PHI (CHI: 3 PHI: 3)	12/31/1988
	vs. WAS (CHI: 3 WAS: 3)	12/12/1937

## DEFENSIVE PASSING ATTEMPTS

### FEWEST PASSING ATTEMPTS ALLOWED, GAME

12	at NYG	12/9/1934
13	at WAS	12/13/1942
14	at DAL	12/26/1977

### MOST PASSING ATTEMPTS ALLOWED, GAME

61	at MIN	1/1/1995
55	vs. PHI	12/31/1988
51	at WAS	12/8/1940

## DEFENSIVE COMPLETIONS

### FEWEST COMPLETIONS ALLOWED, GAME

3	vs. NYG	12/21/1941
5	at WAS	12/13/1942
7	at NYG	12/9/1934
8	at DAL	12/26/1977

### MOST COMPLETIONS ALLOWED, GAME

33	at MIN	1/1/1995
28	at NO	1/10/2021
27	vs. NO	1/21/2007
	vs. PHI	12/31/1988

## DEFENSIVE GROSS PASSING YARDS

### FEWEST GROSS PASSING YARDS ALLOWED, GAME

65	at WAS	12/13/1942
66	vs. LAR	1/12/1986
73	vs. NYG	12/21/1941

### MOST GROSS PASSING YARDS ALLOWED, GAME

407	vs. PHI	12/31/1988
371	vs. WAS	12/12/1937
354	vs. NO	1/21/2007

## DEFENSIVE NET PASSING YARDS

### FEWEST NET PASSING YARDS ALLOWED, GAME

44	vs. LAR	1/12/1986
65	at WAS	12/13/1942
73	vs. NYG	12/21/1941

### MOST NET PASSING YARDS ALLOWED, GAME

378	vs. PHI	12/31/1988
371	vs. WAS	12/12/1937
340	at MIN	1/1/1995

## DEFENSIVE PASSING TOUCHDOWNS

### FEWEST PASSING TOUCHDOWNS ALLOWED, GAME

0	Seven times, last: vs. GB	1/23/2011
---	---------------------------	-----------

### MOST PASSING TOUCHDOWNS ALLOWED, GAME

3	vs. SEA	1/16/2011
	vs. CAR	1/15/2006
	vs. SF	1/8/1989
	at PHI	12/23/1979
	at LAR	12/17/1950
	vs. WAS	12/12/1937

## PUNTING

### PUNTS

#### MOST PUNTS, GAME

10	vs. LAR	1/12/1986
	vs. NYG	12/17/1933
9	vs. GB	1/23/2011
	at NYG	12/9/1934

#### FEWEST PUNTS, GAME

1	vs. DAL	12/29/1991
2	Five times, last: at NYG	1/13/1991

#### MOST PUNTS, BOTH TEAMS, GAME

23	vs. NYG (CHI: 10 NY: 13)	12/17/1933
21	vs. LA (CHI: 10 LA: 11)	1/12/1986
17	vs. GB (CHI: 9 GB: 8)	1/23/2011
	at LAR (CHI: 7 LA: 10)	12/17/1950

#### FEWEST PUNTS, BOTH TEAMS, GAME

4	vs. DAL (CHI: 1 DAL: 3)	12/29/1991
5	at NYG (CHI: 2 NYG: 3)	1/13/1991
	vs. NO (CHI: 2 NO: 3)	1/6/1991
	at WAS (CHI: 2 WAS: 3)	12/8/1940

## GROSS PUNT AVERAGE

### HIGHEST GROSS PUNT AVERAGE (MIN. 3 PUNTS), GAME

49.50	vs. WAS (6 punts, 297 yds)	12/12/1937
47.43	vs. NO (7 punts, 332 yds)	1/21/2007
45.20	vs. IND (5 punts, 226 yds)	2/4/2007

### LOWEST GROSS PUNT AVERAGE (MIN. 3 PUNTS), GAME

31.43	vs. SF (7 punts, 220 yds)	1/8/1989
32.00	vs. WAS (5 punts, 160 yds)	12/26/1943
35.13	at NYG (8 punts, 281 yds)	12/30/1956

## RETURNS

### PUNT RETURNS

#### MOST PUNT RETURNS, GAME

7	at LAR	12/17/1950
6	vs. NYG	1/5/1986
5	vs. WAS	1/3/1987
	vs. LAR	1/12/1986
	vs. WAS	12/26/1943

#### FEWEST PUNT RETURNS, GAME

0	Five times, last: at NO	01/10/2021
---	-------------------------	------------

## MOST PUNT RETURNS, BOTH TEAMS, GAME

10	at LAR (CHI: 7 LA: 3)	12/17/1950
9	vs. LAR (CHI: 5 LA: 4)	1/12/1986
8	vs. WAS (CHI: 5 LA: 3)	1/3/1987
	vs. NYG (CHI: 6 LA: 2)	1/5/1986
	at WAS (CHI: 2 WAS: 6)	12/13/1942
	vs. GB (CHI: 3 GB: 5)	12/14/1941
	at NYG (CHI: 4 NY: 4)	12/9/1934

## FEWEST PUNT RETURNS, BOTH TEAMS, GAME

0	vs. NYG	12/21/1941
1	vs. PHI (PHI: 1)	1/6/2019
	at MIN (CHI: 1)	1/1/1995

## PUNT RETURN YARDS GAINED

### MOST PUNT RETURN YARDS, GAME

87	vs. GB	12/14/1941
82	at LAR	12/17/1950
67	vs. WAS	12/26/1943
	at NYG	12/9/1934
38	vs. GB	1/23/11

### FEWEST PUNT RETURN YARDS, GAME

0	Seven times, last: at NO	1/10/2021
---	--------------------------	-----------

### MOST PUNT RETURN YARDS, BOTH TEAMS, GAME

141	vs. GB (CHI: 87 GB: 54)	12/14/1941
133	at NYG (CHI: 67 NY: 66)	12/9/1934
104	at LAR (CHI: 82 LA: 22)	12/17/1950
81	at SF (CHI: 12 SF: 69)	1/6/1985

### FEWEST PUNT RETURN YARDS, BOTH TEAMS, GAME

-1	vs. PHI (CHI: 0 PHI: -1)	1/6/2019
0	vs. CAR (CHI: 1 CAR: -1)	1/5/2006
	NYG (0)	12/21/1941
1	at MIN (CHI: 1 MIN: 0)	1/1/1995

## PUNT RETURN AVERAGE

### HIGHEST PUNT RETURN AVERAGE (MIN. 2 RETURNS), GAME

29.0	vs. GB (3 ret., 87 yds)	12/14/1941
16.8	at NYG (4 ret., 67 yds)	12/9/1934
15.0	vs. SEA (2 ret., 30 yds)	1/16/2011

### LOWEST PUNT RETURN AVERAGE (MIN. 2 RETURNS), GAME

0.0	vs. WAS (2 ret., 0 yds)	12/12/1937
0.5	vs. CAR (2 ret., 1 yd)	1/5/2006
1.5	at NYG (2 ret., 3 yds)	1/13/1991

## PUNT RETURN TOUCHDOWNS

### MOST PUNT RETURN TOUCHDOWNS, GAME

1	vs. NYG	1/5/1986
	vs. GB	12/14/1941

### MOST PUNT RETURN TOUCHDOWNS, BOTH TEAMS, GAME

1	vs. WAS (WAS)	1/10/1988
	vs. NYG (CHI)	1/5/1986
	vs. GB (CHI)	12/14/1941

## KICKOFF RETURNS

### MOST KICKOFF RETURNS, GAME

9	at NYG	12/30/1956
8	vs. PHI	1/19/2002
	at DAL	12/26/1977

### FEWEST KICKOFF RETURNS, GAME

1	vs. NO	1/6/1991
	vs. LAR	1/12/1986
	vs. NYG	1/5/1986
	at WAS	12/8/1940

### MOST KICKOFF RETURNS, BOTH TEAMS, GAME

12	vs. PHI (CHI: 8 PHI: 4)	1/19/2002
11	vs. NE (CHI: 4 NE: 7)	1/26/1986
	NYG (CHI: 9, NY: 2)	12/30/1956

## FEWEST KICKOFF RETURNS, BOTH TEAMS, GAME

2	vs. NO (CHI: 1 LA: 1)	1/10/2021
	at LAR (CHI: 1 LA: 1)	12/17/1950
5	Five times, last: vs. PHI (CHI: 2 PHI: 3)	1/6/2019

## KICKOFF RETURN YARDS

### MOST KICKOFF RETURN YARDS, GAME

180	vs. PHI	1/19/2002
162	at DAL	12/26/1977
159	vs. WAS	1/3/1987

### FEWEST KICKOFF RETURN YARDS, GAME

21	vs. NYG	1/5/1986
22	vs. LAR	1/12/1986
	at WAS	12/8/1940

### MOST KICKOFF RETURN YARDS, BOTH TEAMS, GAME

264	vs. PHI (CHI: 180 PHI: 84)	1/19/2002
263	vs. NYG (CHI: 106 NY: 157)	12/17/1933
347	at WAS (CHI: 22 WAS: 225)	12/8/1940

### FEWEST KICKOFF RETURN YARDS, BOTH TEAMS, GAME

31	at LAR (CHI: 31 LA: 0)	12/17/1950
68	at NO (CHI: 68 NO: 0)	1/10/2021
82	at SF (CHI: 67 SF: 15)	1/6/1985

## KICKOFF RETURN AVERAGE

### HIGHEST KICKOFF RETURN AVG. (MIN. 2 RETURNS), GAME

34.3	vs. WAS (3 ret., 103 yds)	1/10/1988
34.0	at NO (2 ret., 68 yds)	1/10/2021
26.5	vs. WAS (6 ret., 159 yds)	1/3/1987
	vs. NYG (4 ret., 106 yds)	12/17/1933

### LOWEST KICKOFF RETURN AVG. (MIN. 2 RETURNS), GAME

8.0	vs. SEA (3 ret., 24 yds)	1/16/2011
11.7	at NYG (3 ret., 35 yds)	12/29/1963
12.3	vs. NE (4 ret., 49 yds)	1/26/1986

## PENALTIES

### FEWEST PENALTIES, GAME

1	vs. NO	1/21/2007
	vs. PHI	1/19/2002
	vs. PHI	12/31/1988
	vs. WAS	12/12/1937

### MOST PENALTIES, GAME

12	vs. GB	12/14/1941
9	at NO	1/10/2021
	vs. GB	1/23/2011
	at NYG	12/15/1946
	vs. NYG	12/21/1941

### FEWEST PENALTIES, BOTH TEAMS, GAME

2	vs. WAS (CHI: 1 WAS: 1)	12/12/1937
3	vs. SF (CHI: 3 SF: 0)	1/8/1989
4	at NYG (CHI: 4 NY: 0)	12/9/1934

### MOST PENALTIES, BOTH TEAMS, GAME

17	at MIN (CHI: 6 MIN: 11)	1/1/1995
15	vs. GB (CHI: 9 GB: 6)	1/23/2011
	at NYG (CHI: 9 NY: 6)	12/15/1946
	vs. GB (CHI: 12 GB: 3)	12/14/1941

## PENALTY YARDS

### FEWEST PENALTY YARDS, GAME

5	vs. NO	1/21/2007
	vs. PHI	1/19/2002
	vs. PHI	12/31/1988

### MOST PENALTY YARDS, GAME

128	vs. GB	12/14/1941
112	at NYG	12/15/1946
89	vs. GB	1/23/2011

## FEWEST PENALTY YARDS, BOTH TEAMS, GAME

20	vs. WAS (CHI: 15 WAS: 5)	12/12/1937
30	at NYG (CHI: 30 NYG: 0)	12/9/1934
32	vs. DAL (CHI: 16 DAL: 16)	12/29/1991

## MOST PENALTY YARDS, BOTH TEAMS, GAME

182	at NYG (CHI: 112 NY: 70)	12/15/1946
174	vs. GB (CHI: 128 GB: 46)	12/14/1941
129	vs. GB (CHI: 89 GB: 40)	1/23/2011

## FUMBLES

### FEWEST FUMBLES, GAME

0	at NO	1/10/2021
	vs. PHI	1/6/2019
	vs. CAR	1/15/2006
	at NYG	1/13/1991
	vs. NYG	1/5/1986
	vs. WAS	12/26/1943

### MOST FUMBLES, GAME

5	vs. GB	12/14/1941
	at NYG	12/9/1934
4	vs. IND	2/4/2007
	vs. SEA	1/14/2007

### FEWEST FUMBLES, BOTH TEAMS, GAME

0	vs. PHI	1/6/2019
1	vs. PHI (CHI: 1)	1/19/2002
	at NYG (NYG: 1)	1/13/1991
	vs. PHI (PHI: 1)	12/31/1988
	vs. NYG (CHI: 1)	12/17/1933

### MOST FUMBLES, BOTH TEAMS, GAME

10	at NYG (CHI: 5 NY: 5)	12/9/1934
8	vs. GB (CHI: 5 GB: 3)	12/14/1941
7	vs. NE (CHI: 3 NE: 4)	1/26/1986
	vs. LAR (CHI: 3 LAR: 4)	1/12/1986

## LOST FUMBLES

### FEWEST LOST FUMBLES, GAME

0	15 times, last: vs. PHI	1/6/2019
---	-------------------------	----------

### MOST LOST FUMBLES, GAME

3	vs. IND	2/4/2007
	at DAL	12/26/1977
	vs. GB	12/14/1941
2	vs. WAS	1/3/1987
	vs. NE	1/26/1986
	vs. NYG	12/29/1963

### FEWEST LOST FUMBLES, BOTH TEAMS, GAME

0	Six times, last: vs. PHI	1/6/2019
---	--------------------------	----------

### MOST LOST FUMBLES, BOTH TEAMS, GAME

6	vs. NE (CHI: 2 NE: 4)	1/26/1986
5	vs. IND (CHI: 3 IND: 2)	2/4/2007
	at DAL (CHI: 3 DAL: 2)	12/26/1977
	vs. GB (CHI: 3 GB: 2)	12/14/1941

## TAKEAWAYS

### TOTAL TAKEAWAYS

#### MOST TAKEAWAYS, GAME

9	at WAS	12/8/1940
8	at NYG	12/15/1946
6	vs. NYG	12/29/1963
	vs. WAS	12/26/1943
	vs. WAS	12/12/1937
	vs. NE	1/26/1986

#### FEWEST TAKEAWAYS, GAME

0	vs. SEA	1/16/2011
	vs. DAL	12/29/1991
1	10 tied, last: vs. SEA	1/10/2021

### INTERCEPTIONS

#### MOST PASSES INTERCEPTED BY, GAME

8	at WAS	12/8/1940
6	at NYG	12/15/1946
5	vs. NYG	12/29/1963
4	vs. WAS	12/26/1943
3	Four times, last: vs. NO	1/6/1991

#### FEWEST PASSES INTERCEPTED BY, GAME

0	Eight times, last: at NO	1/10/2021
---	--------------------------	-----------

### FUMBLE RECOVERIES

#### MOST OPPONENT FUMBLES RECOVERED, GAME

4	vs. NE	1/26/1986
3	vs. NO	1/21/2007
2	vs. IND	2/4/2007
	at MIN	1/1/1995

## SACKS

### SACKS OF OPPOSING QUARTERBACK

#### MOST SACKS OF OPPOSING QB, GAME

7	vs. NE	1/26/1986
	at WAS	12/30/1984
6	vs. NYG	1/5/1986
4	vs. PHI	12/31/1988

\*Sacks did not become an official stat until 1982

#### FEWEST SACKS OF OPPOSING QB, GAME

0	vs. DAL	12/29/1961*
1	Eight times, last: at NO	1/10/2021

\*All sacks before 1982 are unofficial

# HISTORY



## 1920S

**9/17/20** - George Halas, representing the Decatur Staleys, meets with representatives of 11 other clubs at Ralph Hay's Hupmobile showroom in Canton, Ohio, forming the American Professional Football Association - which later became the NFL. Membership is set at \$100.

**1920** - The Staleys shut out 10 of 13 foes, losing only to the Chicago Cardinals (7-6 at Normal Park), and post a 10-1-2 record. Each player is paid \$1,900 for the season.

**1921** - A. E. Staley gives Halas the club with \$5,000 to keep the Staleys name for the year. Decatur Staleys become Chicago Staleys, play in Cubs Park (re-named Wrigley Field in 1926), and win the APFA title with 9-1-1 record. Halas makes Dutch Sternaman his partner.

**1/28/22** - Franchise renamed Chicago Bears.

**11/27/22** - First Chicago player deal: Bears buy tackle Ed Healey's contract from the Rock Island Independents for \$100-twice the going rate for a franchise that season.

**11/22/25** - Harold "Red" Grange signs with Bears and pro football leaves its cradle. His agent, C.C. (Cash & Carry) Pyle, negotiates a \$100,000 deal with the Bears. Halas takes the Bears and Grange on a coast-to-coast tour that sees the club play 19 games from Nov. 26 through Jan. 31 interrupted only by a two-week rest. The Bears post a 13-5-1 record on the trip.

**11/26/25** - Grange's first game-36,000 see Bears and Cardinals tie 0-0 in Cubs Park. Grange held to 36 yards.

**1/16/26** - Grange scores two TDs as the Bears impress a crowd of 70,000 in the LA Coliseum, beating the LA Tigers 17-7.

**3/1/26** - Bears open offices at 111 W. Washington in Chicago.

## 1930S

**1930** - After a 4-9-2 season in 1929, George Halas replaces himself as head coach with Ralph Jones. Jones posts a 24-10-7 record during his three seasons.

**12/15/30** - Bears and Cardinals play football's first indoor game on an 80-yard field in Chicago Stadium. The exhibition aids unemployment; Bears win 9-7 before 10,000 fans.

**11/15/31** - New Yorkers (including Gov. Alfred E. Smith and Mayor Jimmy Walker) in field boxes at \$100 a seat watch Bears top Giants at Polo Grounds 12-6.

**1932** - Franchise loses \$18,000, prompting Dutch Sternaman to sell his half of the Bears to George Halas.

**12/18/32** - Bronko Nagurski hits Red Grange with a two-yard TD pass and the Bears top the Portsmouth Spartans 9-0 for the NFL championship. The game was played before 11,198, indoors at Chicago Stadium on an 80-yard field.

**1933** - George Halas returns as head coach and takes club out of town for training camp for the first time. University of Notre Dame is the host.

**11/5/33** - Boston Redskins beat Bears, 10-0, ending Chicago's 16-game unbeaten string.

**12/17/33** - Bears use rookie Jack Manders' accurate kicking for 11 points and defeat the Giants 23-21 in the NFL's first championship game.

**1934** - Halas University, the Bears alumni association, begins.

Annually Bear veterans return during season for Homecoming Weekend.

**1934** - Bears hold training camp at Lane Tech High in Chicago.

**8/31/34** - A classic is born as 79,432 watch the NFL champion

Bears held to a scoreless tie by the first College All-Star team in a game sponsored by Chicago Tribune Charities at Soldier Field.

**12/2/34** - Rookie Beattie Feathers becomes first pro to rush for 1,000 yards in a season (1,004), leading the NFL.

**12/9/34** - Undeclared Bears slip before Giants in NFL title tilt at Polo Grounds 30-13 before 35,059. With Chicago leading 10-3 at the half, NY dons basketball sneakers and scores 27 points.

**1935** - Training camp is conducted at St. John's Military Academy in Delafield, Wisconsin.

**1936** - Bears make future Hall of Famer Joe Stydahar, a tackle from West Virginia, their first draft pick ever.

**12/12/37** - Bears win Western Division title but lose NFL Championship 28-21 to Redskins at Wrigley Field. Sammy Baugh hits 18 of 33 for 335 yards and three TDs. Jack Manders scores 15 of the Bears points. A Chicago player's share is \$127.78.

**7/24/39** - Future Hall of Famer Sid Luckman signs his first contract after being selected by the Bears with the second pick of the 1939 NFL draft.

## 1940S

**12/8/40** - Ten Bears tally TDs as Chicago rips Washington 73-0 for the NFL title before 36,034 in D.C. The rout signals the beginning of pro football's modern era with the formal unveiling of the T-formation. Each player receives \$873.

**1941** - *Bear Down, Chicago Bears*, the Bears new fight song, is published.

**12/14/41** - Bears and Packers agree their playoff game should be played to a "sudden death" finish in event of tie. NFL adopts plan 1/24/42.

**12/21/41** - Bears throttle the New York Giants 37-9 for the NFL Championship.

**1942** - George Halas departs in October after five games for the US Navy. The Bears win their remaining six games to finish the season 11-0 and advance to the title game but lose to Washington, 14-6.

**1943** - Hunk Anderson and Luke Johnsos co-coach the wartime Bears for the next three seasons, compiling a 15-11-2 record.

**11/14/43** - Sid Luckman becomes the first pro to pass for 400+ yards in a game, scorching the Giants for 433 yards and seven TDs.

**12/26/43** - The Bears blast Washington 41-21 in Wrigley Field for the NFL title before 34,320 fans. Sid Luckman throws five TD passes (2 each to Harry Clark and Dante Magnani and one to Jim Benton). Bronko Nagurski scores his last Bear TD, a 3-yard run.

**12/15/46** - With George Halas around for the full season, the Bears whip the Giants 24-14 before a record NFL title crowd of 58,346 in the Polo Grounds. After opening with a 21-yard TD pass to Ken Kavanaugh, Sid Luckman gets the winning score.

**12/19/47** - Bears make the first trade for a draft choice, then select QB Bobby Layne in the 1948 draft.

**12/11/49** – Johnny Lujack sets NFL passing record with 468 yards against the Cardinals.

## 1950S

**12/17/50** – Bears and Rams tie for Western Division title with 9-3 marks but Rams trip Bears in LA 24-14 to break the tie.

**10/18/53** – QB Willie Thrower comes in for QB George Blanda, becoming the first African American quarterback to play in the NFL.

**1956** – Halas leaves coaching for a third time. Paddy Driscoll gets the position.

**12/30/56** – Giants, with their sneakers again, trounce Chicago 47-7 before 56,836 in Yankee Stadium for NFL title.

**11/2/58** – Bears and Rams establish NFL attendance record drawing 90,833 paid (100,470 actual) in the LA Coliseum. Rams win 41-35.

## 1960S

**10/22/61** – Bears destroy the scorching 49er shotgun formation 31-0 with Bill George playing middle guard and the defensive line stunting.

**12/29/63** – Bears intercept five YA Tittle passes and capture NFL title from Giants 14-10 in Wrigley Field before 45,801 and closed-circuit TV. QB Bill Wade gets both TDs on two- and one-yard runs. Each Bear earns \$5,899.

**1964** – Flanker Johnny Morris establishes NFL record of 93 catches.

**11/28/64** – Bears set standard for draft by selecting LB Dick Butkus and RB Gale Sayers in first round.

**1965** – Rookie Sayers bursts into pro football with an NFL-record 22 TDs.

**12/12/65** – Gale Sayers scores six TDs against 49ers.

**1966** – Gale Sayers sets NFL combined yards record with 2,440.

**5/27/68** – The all-time winningest coach in football history, George Halas, retires from coaching after 40 seasons with 324 wins, 151 defeats, 31 ties.

## 1970S

Conference as NFL-AFL merge.

**6/16/70** – Bear running back Brian Piccolo dies of cancer. Club establishes Piccolo Fund and five decades later the Fund continues to support cutting-edge cancer research at Rush University Medical Center and Memorial Sloan Kettering Cancer Center.

**12/13/70** – Bears say goodbye to Wrigley Field by trouncing Green Bay 35-17. They will make Soldier Field their home in 1971.

**9/19/71** – The Bears open at Soldier Field by defeating the Pittsburgh Steelers, 17-15.

**9/12/74** – Jim Finks joins Bears as Vice President and General Manager after serving as Vikings' GM and NFL Management Council Advisor.

**12/17/74** – After three seasons and a record of 11-30-1, Abe Gibrón departs as head coach.

**12/31/74** – Former NFL star LB Jack Pardee is named Bears head coach, the first non-Bear to hold the job.

**7/12/75** – Bears open training camp at Lake Forest College after 31 seasons in Rensselaer, Indiana.

**11/20/77** – En route to leading the NFL in rushing with a Bear record 1,852 yards on the season, Walter Payton dashes through the Vikings for a then-NFL record 275 yards. Bears win 10-7 at Soldier Field.

**12/18/77** – A 28-yard FG by Bob Thomas with :09 left in overtime gives Bears a 12-9 win over the Giants, a 9-5 record, a six-game win streak, and their first playoff spot in 14 years.

**12/26/77** – Bears finish season with 37-7 playoff loss at Dallas, but set 28 team records and play before a home record 401,513 fans in seven Soldier Field dates.

**1/19/78** – With a three-year record of 20-22, Jack Pardee resigns to seek Redskins coaching job.

**2/16/78** – Neill Armstrong, Minnesota Vikings defensive coordinator, becomes head coach.

**9/3/79** – Bears occupy \$1.6 million new headquarters named Halas Hall on Lake Forest College campus.

**12/16/79** – Massive heart attack claims George (Mugs) Halas at 54. Bears rout St. Louis 42-6 and Dallas tips Washington 35-34. The combination sends 10-6 Bears to the playoffs.

**12/23/79** – After leading 17-10, Bears drop the Wild Card game at Philadelphia, 27-17.

## 1980S

**10/6/80** – Walter Payton gains 133 rushing and 14 receiving to raise lifetime combined yardage to 9,492 – breaking Sayers' club record. Bears beat Tampa 23-0 at Soldier Field.

**11/27/80** – David Williams returns overtime kickoff on Thanksgiving Day at Detroit 95 yards for TD in then-fastest OT in NFL history (21 seconds).

**12/7/80** – Bears whip Packers 61-7 at Soldier Field, equaling club record for points and setting records for first downs (33) and completion percentage (83.3%, 20 of 24). Vince Evans throws for 316 yards – most by a Bear in 10 years.

**1/4/82** – After four seasons and a 30-35 record, Neill Armstrong departs as head coach.

**1/20/82** – Mike Ditka, assistant offensive coach of the Dallas Cowboys, becomes head coach.

**8/24/83** – Jim Finks resigns as General Manager after nine seasons. George Halas names Jerry Vainisi as the club's General Manager.

**10/31/83** – Bears' founder and owner, George Halas, dies at the age of 88.

**11/11/83** – Michael McCaskey becomes the third president in franchise history.

**2/19/84** – Rudy Custer, business manager for 38 years, announces his retirement.

**10/7/84** – Walter Payton breaks Jim Brown's career rushing record with a third quarter six-yard run against New Orleans at Soldier Field. He finishes the day with 32 carries for 154 yards.

**11/25/84** – Bears defeat Vikings 34-3 in Minneapolis to clinch first Central Division crown.

**12/30/84** – Visiting Bears beat Redskins 23-19 for first playoff win since 1963, advancing to team's first NFC Championship before losing 23-0 to eventual champion 49ers.

**1985** – Bears win first 12 games of season en route to posting 15-1 regular season mark, equaling the most regular season

wins by a team in NFL history. Chicago claims second straight NFC Central title as club-record nine players are selected to Pro Bowl.

**1/5/86** – Bears host first playoff game since 1963 and shut out New York Giants, 21-0.

**1/12/86** – Bears blank Los Angeles Rams, 24-0, in NFC Championship game at Soldier Field and advance to Super Bowl XX.

**1/26/86** – Chicago sets seven Super Bowl records in first appearance including most points (46) and largest margin of victory (36) in 46-10 rout of the New England Patriots. The game was witnessed by record-setting number of viewers via television worldwide. The next day the team was greeted by an estimated 500,000 people in a ticker-tape parade in downtown Chicago.

**1986** – Bears capture third straight NFC Central title with 14-2 mark; defense allows NFL record-low 187 points. Bears lose divisional playoff game to Redskins, 27-13.

**12/20/87** – Walter Payton plays final regular season game at Soldier Field (rushes for 79 yards and 2 TDs). "Walter Payton Day" is celebrated prior to game as club president Michael McCaskey retires jersey number 34.

**1987** – Bears win fourth consecutive division title with 11-4 mark in strike-interrupted season. Team posts four-straight winning seasons, a feat last accomplished by Bears from 1946-51. Redskins come back from 14-0 deficit to beat Bears 21-17 in playoffs.

**1988** – Bears post 12-4 record (tied for best in NFL) and advance to NFC Championship game before losing to eventual Super Bowl Champion San Francisco. Bears finish five-year period (1984-88) with 62 wins – most by any NFL team ever in such a span at that time.

**12/31/88** – Playoff Game vs. the Philadelphia Eagles at Soldier Field, Chicago, IL. On this 29-degree day in December the Bears rolled to a 20-12 playoff victory over the Eagles in what came to be known as the "Fog Bowl."

**12/3/89** – Kevin Butler connects on his 24th straight field goal to set an NFL record for consecutive field goals made.

**12/24/89** – Richard Dent sacks Joe Montana and becomes the Bears' all-time sack leader with 82, surpassing Jim Osborne.

## 1990s

**6/6/90** – Andy McKenna and Patrick G. Ryan, two Chicago businessmen, purchase approximately 20% (total) of the Bears from the McCaskeys.

**1990** – Bears regain NFC Central title with 11-5 mark, and beat the Saints 16-6 in First Round playoff game before falling to eventual Super Bowl Champion NY Giants, 31-3, in Dan Hampton's final game.

**12/8/91** – Mike Ditka wins his 100th regular season game as the Bears' head coach with a 27-13 victory over the Packers at Soldier Field.

**1991** – Chicago finishes 11-5 and earns a Wild Card berth in the playoffs. The Bears are upset in the First Round by the Dallas

Cowboys, 17-13, at Soldier Field.

**10/4/92** – Kevin Butler becomes the Bears all-time leading scorer

with a 50-yard FG. He surpasses Walter Payton's 750 points.

**12/13/92** – In Mike Singletary's final home game, the Bears upset AFC Central champion Pittsburgh Steelers, 30-6.

**1/19/93** – Dave Wannstedt is hired as the 11th head coach in club history.

**10/3/93** – The Bears play their 1,000th game in franchise history, shutting out the Atlanta Falcons at Soldier Field, 6-0.

**10/31/94** – Dick Butkus' and Gale Sayers' jersey numbers (51 and 40) retired at halftime before a Monday night national audience.

**12/24/94** – Kevin Butler becomes the first Bear to surpass the 1,000 point mark with his first quarter FG vs. New England.

**1/1/95** – 9-7 Bears earn a Wild Card berth and upset the Vikings with a 35-18 playoff win at Minnesota.

**5/12/95** – Michael McCaskey announces plans for a new \$20 million state-of-the-art headquarters at the ground-breaking ceremony in Lake Forest.

**3/3/97** – Bears move into Halas Hall at Conway Park, the team's 38-acre headquarters. All team operations are under one roof in Lake Forest, four miles west of the original Halas Hall.

**11/23/97** – The Bears defeat the Tampa Bay Buccaneers 13-7 for the 600th win in team history. Chicago becomes the first NFL franchise to reach the 600-win plateau.

**12/28/98** – Dave Wannstedt's coaching tenure ends after six seasons and a 41-57 record.

**1/24/99** – Dick Jauron is hired as the 12th head coach in club history.

**2/10/99** – Ted Phillips is named the fourth President and CEO in team history while Michael McCaskey becomes the third chairman of the board.

**11/1/99** – Hall of Fame running back Walter Payton dies at the age of 45. The Bears name the Halas Hall indoor facility in his honor the following off-season.

**11/7/99** – "Walter Payton Game" – Bears block the Packers' game-winning field goal attempt in the first game following the death of Walter Payton.

## 2000s

**6/12/01** – Jerry Angelo named first Bears general manager since the 1986 season.

**2001** – Bears win NFC Central title in the final year of the division's existence. The Bears, Packers, Lions and Vikings move into the NFC North at the start of the 2002 season, with the addition of the League's 32nd team, the Houston Texans.

**11/4/01** – Mike Brown scores his second game-winning touchdown in as many games as Chicago wins back-to-back overtime games in miraculous fashion.

**1/19/02** – The Bears finish the 2001 season with a 13-3 mark and reach the playoffs for the first time since 1994, falling to Philadelphia 31-19 in the final game at 'old' Soldier Field.

**8/3/02** – Bears DE/DT Dan Hampton becomes the 26th Chicago Bear enshrined in the Pro Football Hall of Fame.

**2002** – The Bears open a new training camp home for the first time in 18 years, moving from Platteville, Wis., to Olivet



Nazarene University in Bourbonnais, Ill. The Bears play each of their home games at Memorial Stadium at the University of Illinois in Champaign while the new stadium at Soldier Field was being constructed.

**9/29/03** – The Bears make their debut in the new Soldier Field against the Green Bay Packers on Monday Night Football, dropping a 38-23 decision to the Packers.

**12/29/03** – Dick Jauron's coaching tenure ends after five seasons and a 35-46 record.

**1/15/04** – Lovie Smith is hired as the 13th head coach in club history.

**11/13/05** – Nathan Vasher returns a 49ers missed field goal 108 yards for a touchdown, setting the record for longest TD in NFL history.

**12/25/05** – The Bears beat the Packers 24-17 at Green Bay in the first-ever Christmas Day game for both teams. With the win, the Bears clinched their first NFC North title.

**2006** – Bears claim second straight NFC North title and home-field advantage throughout the playoffs with a 13-3 record.

**11/12/06** – Almost a year to the day Nathan Vasher set the NFL record for longest TD in NFL history, Devin Hester duplicates the feat in New York against the Giants. Hester went on to set the League single-season record with six return touchdowns and most combined kick return TDs in a season with five.

**1/14/07** – Bears earn first home playoff win since 1991 with a 27-24 OT win over defending NFC Champion Seattle.

**1/21/07** – Bears win NFC Championship and a trip to Super Bowl XLI with a 39-14 win over the New Orleans Saints.

**2/4/07** – Bears return specialist Devin Hester becomes the first player in Super Bowl history to return the game's opening kickoff for a touchdown while Chicago tied a record with 14 first-quarter points. The Bears and Indianapolis Colts combined for a Super Bowl record four 1st-quarter turnovers (2 each) in the first Super Bowl played in adverse playing conditions (rain) at Dolphin Stadium in Miami. The Colts would go on to beat the Bears 29-17.

**12/30/07** – Devin Hester breaks his own single-season NFL record with his sixth kick return for a TD, setting the mark with a 64-yard punt return for a score in the final game of the season at home versus New Orleans.

**12/7/08** – The Bears defeat the Jacksonville Jaguars 23-10 at Soldier Field to become the first NFL franchise to record 700 victories.

## 2010s

**12/20/10** – Bears defeat Minnesota 40-14 at TCF Bank Stadium to earn fourth NFC North division crown. Devin Hester breaks NFL kick return record returning a punt 64 yards for a score, his 14th return TD.

**1/16/11** – Bears earn berth in NFC Championship game with a 35-24 Divisional Playoff win over Seattle.

**1/23/11** – Rival Packers beat the Bears 21-14 in NFC Championship game at Soldier Field.

**2/5/11** – Bears DE Richard Dent voted for enshrinement into the Pro Football Hall of Fame, the 27th Chicago Bear to earn the honor.

**5/5/11** – George H. McCaskey becomes the fourth chairman of the board in franchise history.

**1/3/12** – Jerry Angelo released as general manager after helping the team to four NFC North titles, two NFC championship game appearances and one Super Bowl appearance in 11 years as GM.

**1/28/12** – Phil Emery hired as the fifth general manager in team history.

**9/8/12** – LS Patrick Mannelly appears in the season opening win over Indianapolis establishing a franchise record with 15 seasons in a Bears uniform.

**12/31/12** – Lovie Smith fired as head coach following 10-6 season. Bears advanced to playoffs three times during his nine-year tenure, advancing to two NFC Championship games and a Super Bowl.

**Jan.-Aug., 2013** – Bears training facility, Halas Hall, renovated and upgraded to the most advanced in-house multimedia facility in the NFL. Construction added 43,500-square-feet with additions featuring state-of-the-art TV and radio studios, interview rooms and a technical center. Event space was also added, allowing the team to bring in studio audiences for shows or host business conferences, meetings, receptions and events, enabling key sponsors the opportunity of conducting business meetings in that space. The multilevel space features interactive wall panels full of images from the team's history.

**1/16/13** – Marc Trestman hired as the 14th head coach in club history.

**10/20/13** – Devin Hester returned a punt 81 yards for a touchdown to tie the NFL record for most return TDs with 19, tying Hall of Famer Deion Sanders.

**12/29/14** – General Manager Phil Emery and head coach Marc Trestman fired after Bears finish 2014 season with a 5-11 record. Trestman finishes his two-year tenure with a 13-19 record.

**1/8/15** – Ryan Pace hired as the sixth general manager in team history. George "Mugs" Halas, the son of Bears founder George Halas, was the team's first general manager, followed by Jim Finks, Jerry Vainisi, Jerry Angelo and Phil Emery.

**1/16/15** – John Fox hired as the 15th head coach in club history. Fox becomes the second Bears head coach in franchise history (Paddy Driscoll) to join the team with previous head coaching experience with another NFL team (Carolina Panthers 2002-10, Denver Broncos 2011-14).

**10/11/15** – K Robbie Gould becomes the Bears all-time leading scorer in the Bears win at Kansas City. Gould also established Bears career marks for field goals made (9/13 vs. GB) and field goals made of 50 or more yards (9/13 vs. GB), surpassing Kevin Butler on all three.

**11/9/15** – QB Jay Cutler surpasses Pro Football HOFer Sid Luckman's franchise mark for career touchdown passes. Luckman recorded 137 TD passes from 1939-50. During the course of the season, in addition to career TD passes (150),

Cutler establishes new franchise records for career passer rating (85.5), completions (1,939), attempts (3,134), completion percentage (61.9), passing yards (22,384), passing yards per game (230.8), passing touchdowns (150) and 300-yard passing games (16).

**1/17** – RB Jordan Howard rushes 23 times for 135 yards at Minnesota, breaking the Bears rookie rushing record with 1,313 yards and becoming the second-youngest Bears RB to eclipse 1,000 yards. His 1,313 yards ranked second in the NFL behind Dallas' Ezekiel Elliott, marking the first time since the 1970 merger that two rookies finished 1-2 in the NFL in rushing. Howard later became the first Bears rookie running back to be voted to the Pro Bowl since Hall of Famer Gale Sayers in 1965.

**1/9/18** – Matt Nagy hired as the 16th head coach in club history.

**2/3/18** – Bears LB Brian Urlacher voted for enshrinement into the Pro Football Hall of Fame, the 28th Chicago Bear to earn the honor.

**9/1/18** – Bears acquire LB Khalil Mack in a trade with the Oakland Raiders and making him the highest-paid defensive player in NFL history at the time.

**12/16/18** – Bears defeat Green Bay, 24-17, at Soldier Field to earn Chicago's fifth NFC North Division title and the first since 2010.

**1/6/19** – Chicago hosts Philadelphia in the Wild Card Round of the 2019 NFL Playoffs at Soldier Field, falling to the Eagles, 16-15. Mitchell Trubisky sets Bears playoff records with 26 completions and 303 passing yards.

**6/7-9/19** – Chicago hosts the Bears100 Celebration Weekend. The three-day, sold-out event draws nearly 25,000 fans to the Donald E. Stephens Convention Center in Rosemont, Ill. The event was the largest gathering of current and former players and coaches in the history of the organization.

**9/5/19** – The Bears and Packers kick off the 100th NFL season on a Thursday night at Soldier Field.

## 2020S

**1/10/21** – Chicago travels to New Orleans in the Wild Card Round of the 2020 NFL Playoffs at the Mercedes-Benz Superdome, falling to the Saints, 21-9.

**1/10/22** – Head Coach Matt Nagy and general manager Ryan Pace are let go following a 6-11 season. Bears advanced to playoffs twice during Nagy's four-year tenure.

**1/25/22** – Ryan Poles is hired as Chicago's seventh general manager in franchise history.

**1/27/22** – Ryan Poles names Matt Eberflus Chicago's 17th head coach in franchise history.

**1/12/23** – Bears name Kevin Warren as the club's fifth team president & CEO.

**1/7/24** – Cairo Santos breaks the franchise single season field goal record converting all three of his attempts in the season's final game to bring his season total to 35.

**11/29/24** – Head Coach Matt Eberflus is let go. He is replaced by Interim Head Coach Thomas Brown.

**1/21/25** – The Bears name Ben Johnson as Chicago's 18th full-time head coach in franchise history.

**2/6/25** – Virginia McCaskey, Bears Principal Owner and daughter of George S. Halas, passes away at the age of 102.

## BEAR DOWN, CHICAGO BEARS

The Chicago Bears team fight song, "Bear Down, Chicago Bears," was introduced in 1941 by composer Al Hoffman under the pseudonym Jerry Downs. In a long-lasting and varied musical career, Hoffman earned immortality for writing words and music to "If I Knew You Were Coming I'd Have Baked a Cake" and "Mairzy Doats" among others.

Hoffman had little apparent connection to Chicago. He was born in Minsk, Russia in 1902. He grew up in Seattle after emigrating there with his family in 1908 and he moved to New York in the 1920s before starting a career as a music composer. Besides the aforementioned songs, he also wrote songs for Disney's original "Cinderella" cartoon, including "Bibbidi-Bobbidi-Boo," "A Dream Is A Wish Your Heart Makes," "The Work Song" and "So This Is Love."

The lyrics to "Bear Down, Chicago Bears":

***Bear down, Chicago Bears, make every play clear the way to victory;***

***Bear down, Chicago Bears, put up a fight with a might so fearlessly.***

***We'll never forget the way you thrilled the nation, with your T-formation.***

***Bear down, Chicago Bears, and let them know why you're wearing the crown.***

***You're the pride and joy of Illinois, Chicago Bears, bear down.***

HOMES OF THE BEARS

Staley Field^	1920
Cubs Park*	1921-25
Wrigley Field	1926-70
Soldier Field	1971-2001
Memorial Stadium#	2002
Soldier Field	2003-present

\*Re-named Wrigley Field in 1926

^Decatur, Ill. #Champaign, Ill.



WRIGLEY RECORD

The Bears' all-time record at Wrigley Field stands at 221-89-22, a total of 332 games, 330 as the home team. (Two of those victories came with the Bears as the "road" team: twice in 1920 against the Chicago Tigers). The 330 Bears home games at Wrigley Field appears to be a National Football League record, though unofficial. The Bears-Wrigley connection edges out Cleveland's Municipal Stadium as host for 324 home games of the Cleveland Browns, from 1950 through 1995. As the reincarnation of the Cleveland Browns play in a new stadium since their return in 1999, the Bears-Wrigley "record" appears safe.


In fact, Wrigley Field has hosted a total of 342 NFL games: 330 Bears home games, five home games of the Chicago Tigers in 1920, and seven home games of the Chicago Cardinals in 1931 and 1932. Besides the Browns' 324 home games at Cleveland's Municipal Stadium, the Cleveland Indians played two home games there in 1931, and the Cleveland Rams played sixteen home contests in 1937 and 1939-1941. Municipal Stadium appears to have hosted a total of 342 total NFL games—same as Wrigley Field.

BEARS STADIUM RECORD BREAKDOWN

The Bears regular season combined record at Soldier Field (old and new) stands at 220-161-1. The Bears have also played home games at Normal Park (multiple games, 1920, 1927, 1928); Decatur (1921, victory over Rock Island); Comiskey Park (multiple games, 1922, 1924); DePaul (1925, victory over Hammond); Mills (1930, tie versus Brooklyn); Loyola (1931, victory over Cleveland); Chicago Stadium (1932, victory over Portsmouth); Dyche Stadium (1970, victory over Philadelphia); Memorial Stadium in Champaign (2002) and Tottenham Stadium in London (2024, victory over Jacksonville).

Bears record at Wrigley Field*	220-89-22 (.698)
Bears home record at Wrigley Field	219-89-22 (.697)
Bears home record at other Chicago sites	17-7-2 (.692)
Bears record at Soldier Field (through 2001)	141-96-1 (.595)
Bears record at Memorial Stadium (2002)	3-5 (.375)
Bears record at Soldier Field (since 2003)	92-85 (.520)
Bears regular season combined home record	462-275-25 (.623)

\*Bears played the Tigers at Cubs Park (Wrigley Field) as the visiting team in 1920



Soldier Field underwent major renovations from 2002-03. As a result, the Bears played the 2003 season at Memorial Stadium in Champaign, Ill.



### PRESERVING HISTORY

The historic colonnades and historic South Wall remained untouched as the new stadium was built within the existing exterior of Soldier Field. The Memorial Water Wall honors all soldiers who have served in the United States Armed Forces. The Wall serves as an educational piece for families and visitors of the museum campus. A Doughboy statue was erected at the entrance of Gate O and the south concourse features a Medal of Honor tribute.

Following 31 seasons of football along the shores of Lake Michigan (pictured, left), the Bears took a brief one-year hiatus from Soldier Field in 2002, playing home games at Memorial Stadium in Champaign so construction of the new Soldier Field (right) could be completed. The first game in the new stadium was Sept. 29, 2003 against division rival Green Bay. The Bears first season at the old venue was in 1971 after spending 50 seasons at Wrigley Field. Soldier Field was opened in 1924 as a 45,000-seat Municipal Grant Park Stadium. The first football game played on its field was November 22, 1924, as a capacity crowd watched Notre Dame edge Northwestern, 13-6.

It hosted the first boxing event which drew a gate of over \$2.5 million (Dempsey-Tunney, 1927) and the first ski meet held in a stadium. The largest crowd for any event in Soldier Field was 260,000 on Sept. 8, 1954, for the Catholic Church's Marian Year Tribute.

The 100,000-seat stadium was dedicated November 27, 1926, with Army battling Navy to a 21-21 tie. The all-time collegiate attendance record of 123,000-plus was established Nov. 26, 1927 as Notre Dame beat Southern Cal 7-6. In the first professional game at the then-mammoth stadium, the Bears defeated the Chicago Cardinals 10-0 on November 11, 1926.

Plans for the stadium started in 1919 as a memorial to the soldiers of WWI. Soldier Field stood on a 10,000 pile foundations driving an average depth of 62.5 feet through fill that replaced the lake waters. The new stadium continues to be owned, maintained and operated by the Chicago Park District.

### OTHER STADIUM NOTES SINCE THE BEARS MOVED TO SOLDIER FIELD:

- 1971 – September 19, Chicago defeats the Pittsburgh Steelers 17-15 before capacity crowd of 55,701 in the Bears' first game since moving from Wrigley.
- 1979 – The stadium undergoes major reconstruction and renovation prior to the season including new lighting, playing surface, and locker rooms; rebuilding of seating area (new chairbacks, arm rests, seats); and improvement of sightlines.
- 1982 – Additional rebuilding of seating areas was completed as well as new concourses with more restrooms and concession areas. A new press box, 60 deluxe skyboxes, and a new scoreboard were also built. Capacity is increased to 66,030.
- 1988 – Surface was changed from artificial turf to natural grass, and 56 skyboxes were added along south rim (increasing the total to 116). Capacity is increased to 66,946.
- 1992 – Four seats are added increasing the capacity to 66,950.
- 1994 – The Park District spends millions to refurbish the stadium for the World Cup tournament. Capacity is reduced by six to 66,944.
- 2000 – Mayor Daley announces Lakefront Redevelopment Project (11/15).
- 2001 – Project receives state and city approval.
- 2002 – Demolition begins on stadium immediately following playoff game (1/19).
- 2003 – Bears return to Soldier Field with Monday night re-opening on September 29.
- 2019 – Two days before kickoff the NFL's 100th season, statues of George Halas and Walter Payton were unveiled during a private ceremony outside the south end of Soldier Field.





On Sept. 5, 2019, the Bears hosted the official kick-off to the NFL's 100th season. Soldier Field provides one of the most stunning and iconic backdrops in the NFL with its unique sightlines of the city and lakefront.



On Sept. 3, 2019 - two days before the Bears kicked off their 100th season - two of the franchise's most legendary Hall of Famers and icons were honored outside Soldier Field when statues of George S. Halas and Walter Payton were unveiled during a private ceremony outside Gate 0 at the south end of the stadium. Created by sculptor Chad Fisher, the statues are 12-feet tall and weight 3,000 pounds

Located on the west side of the stadium on the street-level main concourse, the bas-relief sculpture marks the gateway for a stadium visitor's trip through the history of the Chicago Bears.

*Pure and simple, he loved this game that was as uncluttered and uncompromising as he was. Its requirements were courage, endurance, self-discipline and a competitive spirit. These were his prerequisites, too.*

*His teams played the game the same way he did-tough, aggressive and smart.*

*Often graced by a running back of exceptional ability, the Bears were always marked by a punishing defense that never stopped coming at you.*

*George Halas was a founder of the NFL and a pioneer of the Chicago Bears. His devotion to both over the decades helped them grow to prominence.*

*We will always remember his energy, his joy in competing, and his passion for his beloved Bears and Bear fans.*

**-bas-relief inscription**

The bas-relief is a time-line describing George Halas' contribution to the world of football and the history of the Chicago Bears.

Hall of Famers date back from the 1920's when George Halas founded the Chicago Bears, and represent different decades of team history.

The tremendous energy and influence of the two large George Halas reliefs tells the story and balances all of the action. George S. Halas is without doubt the overriding presence in the sculpture.

The laser-etched imagery shows the team in the 1920's - also Halas and his team celebrating a 1940's win against the Redskins, fan images from Wrigley Field, a photo of Halas with George Jr. and Paddy Driscoll, and a fan grouping from the 1980's. Integrated in the composition is the famous "T" formation that Halas invented.



## TRIBUTE TO GEORGE S. HALAS AND THE LEGACY OF THE CHICAGO BEARS

Sculpted by Julie Rotblatt Amrany

Timeless Creations, Inc. in conjunction with Portraits/Chicago Inc.

- Specs: 26 1/2 feet high x 15 3/8 feet wide
- Approx. 11,500 pounds
- White bronze on black absolute granite with laser-etched imagery
- George Halas = 8 feet high

- Bust of George Halas = 6 feet high
- Eight Hall of Fame players range 3 - 6 feet high
- Players are: Mike Singletary, Walter Payton, Dick Butkus, Gale Sayers, Bill George, Sid Luckman, Bronko Nagurski and Red Grange



## THE BEARS DEN

Located on the lower concourse of the west grandstands, the Bears Den offers a dramatic, visual walk through Chicago Bears history.

## THE DOUGHBOY STATUE

Just inside Gate O in the Grand Concourse stands the restored Doughboy Statue. Originally installed in Chicago's Garfield Park in the early 1930s, four decades later it was damaged, debased, but not forgotten. Chicago sculpture conservator Andrzej Dajnowski meticulously recast the missing parts and refurbished the entire statue and base to its original condition and it joins the other memorials to the American fighting men and women at Soldier Field.



## THE MEMORIAL WATER WALL

The Memorial Water Wall, a 280-foot long wall of polished green granite with eight medallions honoring the different branches of the armed services, flanks the walkway that leads into the north entrance of the stadium. A veil of water continuously flows over the sculptured memorial.







The Chicago Bears moved into Halas Hall at Conway Park on March 3, 1997. The 38-acre complex is located in Lake Forest off of Route 60 just east of the Tri-State Tollway, approximately four miles from the former Halas Hall. The building is dedicated to Bears' founder, president and coach George Halas. The original Halas Hall, on the Lake Forest College campus, was dedicated by coach Halas in the name of his son, Mugs, in 1979.

The complex has undergone two major renovations since its original construction. The first coming after the 2012 season to expand and upgrade the Bears headquarters to enhance the football and business operations while providing new opportunities and experiences for fans.

The upgrade increased the 100,000-square facility with an additional 43,500-square feet of working space to accompany 2 1/2 outdoor practice fields equipped with 14 miles of underground heating tubes, enabling the grass to remain soft and growing into early winter, as well as five miles of drain tubing that can capture and disperse nine inches of rainfall per hour and 2.5 miles of cooling pipes for the grass roots.

The construction of 2013 expanded the weight room from 7,000 to 8,500-square feet and featured new lighting. The locker room was upgraded with additional and reconfigured lockers and new carpeting. Existing and newly created meeting rooms featured enhanced technology.

A state-of-the-art event center including a 4,000-square foot broadcast studio and conference center capable of hosting 200 people for both events and original programming. The two-level entryway to the event center was added featuring interactive digital displays, video monitors and memorabilia, including some never-before-featured pieces of Bears history such as the 1963 NFL championship trophy. A new press conference room and a relocated media courtyard were also added along with increased workspace for media members.

HISTORY OF CHICAGO BEARS HEADQUARTERS

4356 West Washington Boulevard	Chicago	1923-1926
111 West Washington Boulevard, Room 401	Chicago	1926-1930
111 West Washington Boulevard, Room 423	Chicago	1930-1934
37 South Wabash Avenue	Chicago	1934-1947
233 West Madison Street	Chicago	April 28, 1947-1961
173 West Madison Street	Chicago	Feb. 1, 1961-1976
55 East Jackson Boulevard	Chicago	Feb. 1, 1976-1985*
250 North Washington Road	Lake Forest	1979-1997*
1920 Football Drive*	Lake Forest	March 3, 1997-Present

\*Originally 1000 Football Drive until changed in 2011 to 1920 Football Drive to reflect the franchise's founding year (1920). \*There were Several years of overlap between the two buildings, with staff in both locations.



## WALTER PAYTON CENTER

The team's indoor practice facility, the Walter Payton Center, was renovated during the summer of 2005 while construction of the Ed McCaskey Memorial Garden was completed in June, 2005.

The Walter Payton Center is a rigid structure, opposed to the inflated "bubble" the team used from 1990-96, and includes a full 100-yard field. The structure is 85 feet high, 200 feet wide and 400 feet long. The renovation included removal of the existing fabric roof and cladding on the outside of the building, replacement of the end walls and installation of a new, state-of-the-art synthetic turf and two-lane running track. A new heating and de-humidification system was also installed. The Bears renamed the indoor facility during a ceremony on Thursday, April 6, 2000.



Walter Payton Center

The previous Halas Hall on the campus of Lake Forest College had 32,000 square feet of space, while the new building was over 143,500. The entire former Halas Hall would fit into the basement of the current building. Furthermore, the old locker room was 1,400 square feet, while the new one sized up to about 3,000, features new lighting for the 75 lockers and four natural light wells. The weight room is expanded to almost five times the size of the 1,800-square foot workout area at the old building. The weight room features a 28 feet high glass wall overlooking the practice fields, providing ample natural light. A two-lane lap pool sits behind the weight room and its sixty-foot lanes have built-in resistance currents. The training room expanded to over five times the size of its predecessor and boasts a doctor's office, x-ray facility, medical records storeroom, casting room, whirlpool, cold-dip plunge, steam room and sauna. The football needs are met with large classrooms, two large meeting rooms/classrooms and a 150-seat auditorium.

The Bears also added a practice viewing suite on the second level of Halas Hall. The 40-person suite overlooks the team's practice fields and features many of the amenities of game suites at Soldier Field. A new kitchen and dining facility, including an outdoor patio was also added. The dining room was expanded to accommodate up to 100 people. Additional conference room and staff offices were also added throughout Halas Hall.

The Bears headquarters also added a new entry into the main lobby and 105 additional parking spaces. The architectural style is consistent with that of the original building. A main focal point is the entry point to the main lobby, featuring the classic Bears "C" on an impressive portico.

## ED MCCASKEY MEMORIAL GARDEN AND KATIE'S GARDEN

Located south of Halas Hall, the Ed McCaskey Memorial Garden is a beautifully landscaped, clover-leaf-shaped garden bordered by a 30' stone seat wall and piers. A winding gravel road from Halas Hall leads to the opening of the garden where a variety of trees, shrubs and perennials have been planted.

Katie's Garden is located outside of Halas Hall's main entrance. Described as "The nicest person on the planet" by Bears Chairman George H. McCaskey, Katie Nagle was a longtime executive assistant with the Bears before passing away in September of 2024. The Garden was dedicated in April of 2025 to the memory of Katie's loyalty, kindness and gratitude.



Ed McCaskey Memorial Garden



Chairman George H. McCaskey and Katie's family  
at the unveiling of Katie's Garden



In November 2017 the Bears announced a second major renovation to Halas Hall, partnering with global design and architecture firm HOK to design a 162,500-square-foot football operations addition to the already-existing 143,000-square-foot Halas Hall and a 30,600-square-foot remodeling project on the northeast side of the building.

Former Bears president and CEO Ted Phillips detailed what he described as "a significant expansion of Halas Hall".

"We're effectively going to double in size," Phillips said. "The ultimate facility will be on a par with the best in the NFL. This is being done to make our football operations, coaching and player personnel areas the best in the league."

The magnitude of the project will completely transform the look and feel of all existing team space and provide even greater resources for the team's training and performance needs. The initial phase of the expansion project will focus on enhancement of the team's football operations, including player training, education, performance, nutrition and rehabilitation. The project broke ground in March 2018 and was completed in summer of 2019.

While football operations, players and coaches area were most affected by the renovation, former Bears general manager Ryan Pace told employees that they, too, will benefit.

"It affects all of us because it equates to winning," Pace said. "This project is not about flash. It's about what it tangibly does to help us win games. So you'll see the way we train, the way we rehab, the way we recover, the way we educate our players, those are all areas that we're going to drastically improve in."

"We've seen the top facilities across the United States in pro and college football. This is going to put us right at the top among the elite. I'm proud of this. It shows a major commitment to winning from our ownership and leadership, and everyone in football operations recognizes this."

The addition features a 13,000-square-foot indoor turf space for training and walkthroughs with a 133x26 video projection wall and adjacent virtual reality room, in addition to a 2,000 square foot weight room expansion. Also included is an equipment room, recovery space and nutrition/fuel station that doubled the previous size while the sports medicine space grew four times larger than the previous area and features a hydrotherapy pool.

Position meeting rooms and the draft room both doubled in capacity, while coaches' offices increased by 50 percent and allow for improved collaboration. A 3,250-square-foot players' lounge and separate huddle space was created, along with an approximately 1,700-square-foot player locker room and a larger coaches/scouts locker room.

The team and staff café was expanded by 4,300 square feet to support the organization's growth, as well as providing new food offerings. Basement storage space was also be increased through the expansion.

Additionally, two additional football fields were added on the east side of the Walter Payton Center, which allows the team to spread out the field use over four fields throughout the offseason and during in-season practices. That project also added an addition of a training slope, a storage facility and a small practice viewing suite, similar to the viewing suite used at Halas Hall for corporate partners and other VIP guests.




## HISTORY OF THE BEARS UNIFORM

The Chicago Bears, originally called the Decatur Staleys when founded in 1920, wore red jerseys with tan colored vertical striping in their inaugural season. The vertical stripes were actually strips of leather sewn onto the uniform to help the ball carrier secure the ball.

In 1935 the Bears introduced an orange jersey with black arm stripes and black helmet and by 1958 were wearing the familiar navy blue with burnt orange. The Bears unique "rounded" number style on the uniforms and numbers on the sides of the sleeves of the jerseys dates back to 1949. The Bears trademark 'C' logo appeared on helmets in 1962 and its use continues through present day although the mark has changed from white to orange and the shape has changed slightly. After 11 years, the white 'C' logo is colored orange with white trim in 1973 and still has the same look today. The initials GSH were added to the left sleeve in 1984 in honor of the late 'Papa Bear' George S. Halas, who passed away Oct. 31, 1983. The uniform has had a very consistent look from the 1970's with the exception of blue pants with white jersey introduced in 1984 as a road uniform. On Oct. 7, 2002 on a Monday Night Football game against Green Bay, the Bears wore their traditional home blue jerseys with the blue pants for the first time. On Nov. 25, 2004, for a Thanksgiving game at Dallas, the Bears wore a throwback orange jersey; then, on Nov. 13, 2005, introduced a new-look orange third jersey which the Bears wore from 2005-09 and 2011. The 2018 season saw a return of the orange jerseys for two games and again for two games during the 2019 season.

In 2010 the team unveiled its throwback uniform which is modeled after the 1940s Bears uniforms. The "Monsters of the Midway" of the '40s won four league titles in seven seasons and were led by eight Hall of Famers (Head Coach George Halas and players Danny Fortmann, Sid Luckman, George McAfee, George Musso, Bronko Nagurski, Joe Stydahar and Clyde "Bulldog" Turner). Then in 2019, the Bears unveiled a new classic uniform (pictured, right), a recreation of the one the team wore for one season in 1936. It features white jerseys, navy and orange stripes on the shoulders and sleeves, navy numbers and letters, navy pants and navy and orange striped socks.



WR DJ MOORE

The Bears have two primary uniform combinations as pictured below: navy on white, the teams primary home combination, and white on navy, the team's primary road combination. Chicago also has two alternate combinations, the throwback pictured above, and the orange on white uniform pictured below.



QB Caleb Williams in the Bears primary home uniform combination



DB Kyle Gordon in the Bears primary road uniform combination



DB Jaylon Johnson in the Bears alternate orange on white uniform combination

**GEORGE S. HALAS**

FEBRUARY 2, 1895 – OCTOBER 31, 1983

Leading the Chicago Bears for more than a half-century, George S. Halas, the team's founder and head coach for 40 years, was one of the most enduring personalities in sports history. Halas was active with the Bears starting in 1920 when he founded the team as the Decatur Staleys.

Halas was born and raised on Chicago's west side and prepped at Crane Tech High School before attending the University of Illinois. In Champaign, he earned a B.S. degree while lettering in football, basketball and baseball. After graduation in 1918, Halas joined the Navy for the first of two tours of duty. He was named Player of the Game in the 1919 Rose Bowl, playing end on the Great Lakes team that beat the Marines 17-0. A commander when he left active duty in 1946, Halas retired as a captain in the Naval Reserve. He was also awarded the Distinguished Citizens Award—the highest honor the Navy can bestow on a civilian.

After leaving the Navy, Halas played right field for the New York Yankees, but a hip injury shortened his baseball career. Halas went to work for a Decatur (IL) corn products firm owned by an enthusiastic sports fan, Mr. A.E. Staley, who sponsored a semi-pro baseball team, and later commissioned Halas to organize an independent football team.

**PLAYING CAREER:** As a player, Halas set an NFL record (which stood 49 years, until 1972) when he took a Jim Thorpe fumble 98 yards for a TD in a 26-0 win over the Oorang Indians at Cubs Park (11/4/23) (re-named Wrigley Field in 1926). He played end for the Bears from 1920-29 and was named to the NFL all-pro squad of the 1920s.

**GEORGE HALAS  
STATUE**

The Bears unveiled a statue of George Halas on Sunday, Aug. 23, 2015, at a private ceremony outside Halas Hall, the team's training facility that's named after the legendary Hall of Famer.

The statue was created by sculptor Chad Fisher out of white bronze. It weighs 1,600 pounds, stands 8'8" on a granite base and features Halas with his right arm extended pointing his index finger.

A Chicago native who starred at the University of Illinois, Halas was a pro football pioneer. He helped create what would become the NFL when he joined representatives from 11 other teams in Canton, Ohio, in 1920 to found the American Professional Football Association.

Halas moved the Decatur Staleys to Chicago in 1921 and they were renamed the Chicago Bears in 1922. "Papa Bear" was named to the NFL's 1920s All-Decade Team as a player and later became the winningest coach in NFL history with 324 victories, a record since surpassed by Don Shula.

Serving as Bears coach for four separate 10-year stints, Halas led the franchise to six NFL championships in 1921, 1933, 1940, 1941, 1946 and 1963. He is a charter member of the Pro Football Hall of Fame, having been enshrined in 1963.





**COACHING CAREER:** Three times Halas interrupted his coaching activities by his own volition. He first turned over the leadership to Ralph Jones from 1930 through 1932. In 1942 when he left for the Navy, Luke Johnsos and Heartley "Hunk" Anderson shared head coaching responsibilities through '45. John "Paddy" Driscoll coached in 1956-57.

Coincidentally, in '33 and again in '46 when Halas resumed coaching, his Bears won world championships. During the 1940s, his teams reached the height of their power with four straight Western Conference titles; three world championships; a fantastic four-season record (including pre-season games) of 62-7-1 (.899); scored 2,164 points and allowed just 842. The 1940 team, which defeated the Washington Redskins 73-0 for the world championship, was voted the greatest professional team of all-time by the National Academy of Sports Editors in 1963.

Resuming coaching in 1958, Halas needed five years to develop another champion, when in 1963 the Bears won their eighth championship. The Sporting News, APz and UPI named him Coach of the Year after the 1963 and 1965 seasons. Halas retired from coaching on May 27, 1968, with a career record of 324-151-31. His win total was the best in NFL history until Don Shula broke the mark in 1993. Halas is a charter member of the Pro Football Hall of Fame.



## HALAS' BEARS RECORD

- Longest run with opponent's fumble: 98 yards, TD (11/4/23)

## NFL COACHING RECORD

- Most World Champions: 6\* (1921, 1933, 1940, 1941, 1946, 1963)

## BEARS COACHING RECORDS

- Most regular season wins: 318
- Most consecutive regular season victories: 17 (1933-34)
- Most consecutive wins (including post-season): 18 (1933-34)
- Most World Champions: 6 (1921, 1933, 1940, 1941, 1946, 1963)

*\*Tied with Earl "Curly" Lambeau and Bill Belichick*

## NAMING THE BEARS

George Halas originally named the team the Decatur Staleys after A.E. Staley, a starch manufacturer and enthusiastic sports fan who sponsored a semi-pro team and commissioned Halas to organize the new squad.

One year later, trying to match the profitability of Chicago's baseball franchises, Staley asked Halas if he would take the team off Staley's hands and move it to Chicago for \$5,000, while keeping the name Staleys for another year. With the help of legendary baseball pioneers Bill Veeck, Sr. and William Wrigley, Halas soon acquired a lease to play at Wrigley Field then known as Cubs Park.

When Halas' obligation to Staley terminated in 1922, he considered re-naming the team the Chicago Cubs out of respect for Veeck and Wrigley who, according to Halas in his biography, "had been such a great help."

But, as Halas continued, "I noted football players are much bigger players than baseball players, so if baseball players are cubs, then football players must be bears!"

On January 28, 1922, the franchise was renamed the Chicago Bears.

In 1920 the team wore red, the color of the A.E. Staley company. The next year the team switched to navy blue and orange after those of Halas' alma mater, the University of Illinois. Halas lettered in football, basketball and baseball for the Fighting Illini, and is honored as one of U of I's most distinguished alumni in the Illini Union in Urbana-Champaign.

## GEORGE S. HALAS, JR.

SEPTEMBER 4, 1925 – DECEMBER 16, 1979

George S. "Mugs" Halas was an integral part of the Bears before his untimely death in 1979. The son of pro football founder George S. Halas, Mugs spent 30 years in pro football. He joined the Bears' front office in 1950, was named treasurer in 1953, and became president of the club in 1963. He was also the first general manager in team history, serving in that capacity from 1963-74. In his first season as president, the Bears were NFL champions. Mugs was the second of just five presidents in the franchise history. He succeeded his father, George S. Halas, and was followed by Michael McCaskey, Ted Phillips and current team president Kevin Warren. His numerous contributions on a league level included membership on the executive committee of the NFL Management Council.

Mugs learned football at a young age, serving as a ballboy while growing up. He earned a business degree from Loyola in 1949, before entering pro football on a full-time basis. Mugs is remembered for his love and devotion to the game.



**EDWARD W. MCCASKEY**

APRIL 27, 1919 – APRIL 8, 2003

Edward (Ed) W. McCaskey served as an executive with the Bears for 36 years, serving as Chairman Emeritus of the club from 1999 until his death in 2003. He was the team's second Chairman of the Board, succeeding team founder George Halas in 1983 following 17 years as the team's Vice President and Treasurer. McCaskey married Halas' only daughter, Virginia, in 1943 and joined the team at Halas' request in 1967.

McCaskey was a popular figure within the NFL and was referred to by many as the conscience of the League, as well as a sounding board for many of its leaders. He contributed to numerous charitable and civic organizations on behalf of the Bears and served as the guiding force behind the Brian Piccolo Fund.

**MICHAEL B. MCCASKEY**

DECEMBER 11, 1943 – MAY 16, 2020


Michael B. McCaskey joined the family business in 1983, when he succeeded his grandfather, George S. Halas, as President & CEO and held that position until 1999 when he became the team's chairman. Under McCaskey's leadership, the Bears had eight playoff seasons, claimed six NFC Central division titles and were crowned Super Bowl XX Champions. Following the 1985 Super Bowl championship, his peers voted him NFL Executive of the Year. Michael also served as Chairman of the Board of the Bears from 1999-2011. In the spring of 1997, under Michael's guidance, the Bears moved from the original Halas Hall on the campus of Lake Forest College to a new state-of-the-art home and where the team still resides today.

Michael also was a co-founder of the team's charitable arm Bears Care in 2005, which has since granted nearly \$25 million to over 100 agencies throughout the Chicagoland community through targeted programs supporting education, youth athletics, medical research and health awareness programs focusing on breast and ovarian cancer.

**WALTER PAYTON**

JULY 25, 1954 – NOVEMBER 1, 1999

- Drafted 4th overall in 1975; Retired after the 1987 season
- Retired as NFL's all-time leader in rushing and combined net yards
- Held 16 NFL records when he retired including the League's all-time leading rusher, which was surpassed by Emmitt Smith in 2002
- Voted to nine Pro Bowls (1977, 78, 79, 80, 81, 84, 85, 86, 87)
- Holds 27 Bears' records (24 regular season/career, three postseason)
- Jersey #34 is retired; Elected to Hall of Fame, Jan. 30, 1993; Inducted July 31, 1993

**Payton's Pro Stats**

Year	Rush	Yds	Avg	Lg	TD	Rec	Yds	Avg	Lg	TD	G-GS
1975 Bears	196	679	3.5	54	7	33	213	6.5	40	0	13-7
1976 Bears	311	1,390	4.5	60	13	15	149	9.9	34	0	14-14
1977 Bears	339	1,852	5.5	73	14	27	269	10.0	75	2	14-14
1978 Bears	333	1,395	4.2	76	11	50	480	9.5	61	0	16-16
1979 Bears	369	1,610	4.4	43	14	31	313	10.1	65	2	16-16
1980 Bears	317	1,460	4.6	69	6	46	367	8.0	54	1	16-16
1981 Bears	339	1,222	3.6	39	6	41	379	9.2	30	2	16-16
1982 Bears	148	596	4.0	26	1	32	311	9.7	40	0	9-9
1983 Bears	314	1,421	4.5	49	6	53	607	11.5	74	2	16-16
1984 Bears	381	1,684	4.4	72	11	45	368	8.2	31	0	16-16
1985 Bears	324	1,551	4.8	40	9	49	483	9.9	65	2	16-16
1986 Bears	321	1,333	4.2	41	8	37	382	10.3	57	3	16-16
1987 Bears	146	533	3.7	17	4	33	217	6.6	16	1	12-12
<b>Career</b>	<b>3,838</b>	<b>16,726</b>	<b>4.4</b>	<b>76</b>	<b>110</b>	<b>492</b>	<b>4,538</b>	<b>9.2</b>	<b>75</b>	<b>15</b>	<b>190-184</b>

Other Career Stats: Passing: 11-34-331, 8 TDs, 5 Int's. Punting: 1 for 39 yards (1975). Kickoff Returns: 17 for 539 yards (31.7 avg.).

**Playoffs**

Year	Rush	Yds	Avg	LG	TD	Rec	Yds	Avg	LG	TD	G-GS
1977 Bears	19	60	3.1	11	0	3	33	11.0	20	0	1-1
1979 Bears	16	67	4.2	12	2	3	52	17.3	31	0	1-1
1984 Bears	46	196	4.3	20	0	4	23	5.8	12	0	2-2
1985 Bears	67	186	2.8	12	0	8	52	6.5	19	0	3-3
1986 Bears	14	38	2.7	9	0	1	-2	-2.0	-2	0	1-1
1987 Bears	18	85	4.7	16	0	3	20	6.7	9	0	1-1
<b>Career</b>	<b>180</b>	<b>632</b>	<b>3.5</b>	<b>20</b>	<b>2</b>	<b>22</b>	<b>178</b>	<b>8.1</b>	<b>31</b>	<b>0</b>	<b>9-9</b>

Also: 3 kickoff returns for 57 yards (19.0 avg) in 1977.

**DOUG ATKINS****Defensive End****#81****Inducted: 1982****BEARS: 12 seasons (1955-66)****NFL: 17 seasons**

Three-time all-NFL (1960, 61, 62)... Eight-time Pro Bowler (1958-64; 66)... Named Outstanding Lineman in 1959 Pro Bowl... Cleveland's first-round pick in 1953 who came to Chicago in a 1955 trade with Browns... Joined Saints for final three seasons via 1967 trade... Conference track champion in the high-jump and scholarship basketball player at Tennessee.



Atkins

**GEORGE BLANDA** **Quarterback-Kicker****#16, 22****Inducted: 1981****BEARS: 10 seasons (1949-58)****NFL: 26 seasons**

Concluded NFL career as all-time leader in seasons (26), games (340), points (2,002), PAT attempts (959), PATs (943), FG attempts (638), and interceptions (277)... Ranks fifth in club history with 541 points... Retired in 1959, but returned in 1960 to play seven seasons with Houston (1960-66) and nine with Oakland (1967-75)... Led Oilers to two AFL titles and was 1961 Player of the Year... Set then-NFL record with 68 pass attempts vs. Buf. (11/1/64)... Voted Male Athlete of the Year by AP in 1970... Finished 340-game career with 2,002 points, 4,007 attempts for 26,920 passing yards and 236 TDs... Retired one month shy of 49th birthday... Played at Kentucky.



Blanda

**DICK BUTKUS****Middle Linebacker****#51****Inducted: 1979****BEARS: 9 seasons (1965-73)****NFL: 9 seasons**


Third pick of 1965 draft... Beat out incumbent middle linebacker and future Hall of Famer Bill George... Denied Rookie of the Year honors when edged by teammate and fellow Hall of Fame enshrinee Gale Sayers... One of only six Bears to earn Pro Bowl honors each of their first three seasons in the League... Seven-time all-NFL... Bears all-time leader with 25 fumble recoveries and second with 47 turnovers (fumbles + interceptions)... Born and raised in Chicago; attended college at Illinois.



Butkus

**GEORGE CONNOR** **Tackle-Linebacker****#71, 81****Inducted: 1975****BEARS: 8 seasons (1948-55)****NFL: 8 seasons**

First of the big, mobile outside linebackers... All-NFL five times – including 1951 and '52 on both offense and defense... Voted to first four Pro Bowls (1951-54)... Dramatic display in 1952 Pro Bowl when, late in the game with opposition deep in territory, he made a tackle-for-loss on first down, solo stop on second down, sacked QB on third down, and batted down fourth down pass in the endzone... Injuries forced retirement after 1955 season... All-America one year at Holy Cross and two seasons at Notre Dame.




Connor

**JIMBO COVERT** **Offensive Lineman****#74****Inducted: 2021****BEARS: 8 seasons (1983-90)****NFL: 8 seasons**

Covert played his entire eight-year NFL career with the Bears from 1983-90 after being selected with the sixth pick in the first round of the 1983 draft. He was a two-time first-team All-Pro who helped the Bears win six division championships, one conference title and one Super Bowl during his eight seasons. Covert was part of a stellar offensive line that helped the Bears lead the NFL in rushing for four consecutive seasons from 1983-86. Covert became the fifth player from the famed 1985 Super Bowl XX champions to be inducted in Canton, joining former teammates Richard Dent, Dan Hampton, Walter Payton and Mike Singletary—along with their coach, Mike Ditka.



Covert



Dent

**RICHARD DENT****Defensive End****#95****Inducted: 2011 BEARS: 12 seasons (1983-93; 95) NFL: 15 seasons**

Selected by Chicago in eighth round (203rd overall) of 1983 NFL Draft... Played in every game as a rookie... Became full-time starter in 1984, beginning a 10-year period in which he recorded 10 or more sacks in eight of 10 seasons... Twice, once in 1984 and again in 1987, recorded 4.5 sacks in a game, both vs. the Raiders... At the time of his retirement ranked third in career sacks with 137.5... Led NFC with team-record 17.5 sacks in 1984... Followed up with an NFL-high 17 sacks in 1985 as an integral part of Bears dominating defense... MVP of Super Bowl XX, recording three tackles, 1.5 sacks, one pass defensed and two forced fumbles i... Named first- or second-team All-Pro four times, All-NFC five times and selected to play in four Pro Bowls (1985, 1986, 1991, 1994).



Ditka

**MIKE DITKA****Tight End-Coach****#89****Inducted: 1988 BEARS: 17 seasons (Player, 1961-66), (Coach, 1982-92)****NFL: 20 seasons**

First tight end inducted to the Hall... Credited for changing the tight end from a "third tackle" to a receiving position... NFL Rookie of the Year in '61 with 56 receptions... Voted to Pro Bowl following five seasons... His 427 career catches were most in NFL history by a tight end until Kellen Winslow broke the mark in 1980... Assistant coach for Dallas before being named Bears head coach on January 20, 1982... Guided team to 112 wins, six NFC Central titles, three NFC Championship games, and the Bears only Super Bowl victory... Bears first-round pick (fifth overall) in 1961 from Pittsburgh.



Driscoll

**JOHN "PADDY" DRISCOLL Running Back-Coach#1, 20****Inducted: 1965 BEARS: 5 seasons (1920; 26-29) NFL: 10 seasons**

The NFL's first "franchise" player... Triple-threat athlete who excelled at running, punting, and drop-kicking for field goals... Played with Chicago Cardinals (1920-25)... Scored 27 points in 1923 game vs. Rochester (four TDs, three PATs)... His 50-yard field goal in 1925 was NFL record for several years... Coached the Bears for two seasons in 1956 and 1957... Born in Evanston, IL, and attended Northwestern.



Finks

**JIM FINKS****General Manager****Inducted: 1995 BEARS: 9 seasons (1974-82) NFL: 34 seasons**

One of the architects of the great Bears teams of the '80's... Joined the team just two days before the start of the 1974 season and spent the season evaluating the team's talent, including players, coaches and front office personnel... Served as executive vice president and general manager with the Bears after breaking into the League as both cornerback and quarterback for the Steelers from 1949-55... Spent his first three seasons in the NFL in the defensive backfield, switching back to quarterback in 1952 and was selected to play in the Pro Bowl in 1953... Spent 10 seasons as GM at Minnesota (1964-73) and eight at New Orleans (1986-93).



Fortmann

**DANNY FORTMANN****Guard****#21****Inducted: 1965 BEARS: 8 seasons (1936-43) NFL: 8 seasons**

Ninth-round pick in NFL's first draft (1936)... As a rookie in 1936, at age 20, he was the league's youngest starter... Signal caller for linemen on offense and deadly tackler on defense... All-NFL from 1938-43... The Bears finished first five times, second twice, and third once during his eight years... Pursued medical studies at University of Chicago while playing with Bears... Played at Colgate.



**BILL GEORGE      Guard-Linebacker      #61, 72****Inducted: 1974      BEARS: 14 seasons (1952-65)      NFL: 15 seasons**

Joined Bears in 1952 as "middle guard", but became league's first middle linebacker when he dropped off the line in 1954... All-NFL eight times in nine years... Voted to Pro Bowl eight straight seasons (1955-62)... Defensive signal caller final 10 seasons in Chicago... 18 career interceptions... His 14 seasons tie for second-most by a Bear player... Finished with Rams (1966)... Attended Wake Forest.



George

**HAROLD "RED" GRANGE Running Back-Defensive Back      #77****Inducted: 1963      BEARS: 7 seasons (1925; 29-34)      NFL: 9 seasons**

Joined Bears on Thanksgiving, 1925-just 10 days following final college game... Attracted crowds of 70,000 at the Polo Grounds and 75,000 in LA Coliseum during 1925 tour-16 games in two months to showcase the "Galloping Ghost"... Left Bears for NY Yankees of AFL in 1926 which joined NFL the following season... Suffered knee injury vs. Bears in 1927, and missed entire '28 season... Rejoined Chicago in 1929, but was "ordinary" ball carrier... Developed into a good defensive back... All-NFL in 1931... Made TD-saving tackle in final seconds of 1933 Championship Game 23-21 win over NY Giants... Played college ball at Illinois... Born in Wheaton and also known as the "Wheaton Ice Man."



Grange

**GEORGE HALAS      End-Coach-Owner      #7****Inducted: 1963      BEARS: 64 seasons (1920-83)      NFL: 64 seasons**

A Chicago native, led the Chicago Bears for more than a half-century as the team's founder and head coach for 40 years... After founding the team spent 1920-29 as a player/coach with an additional 30 years as head coach spread across three other tenures... Remained at the helm of Chicago's NFL franchise as the team owner until his passing in 1983. (See full bio under Historical Biographies)



Halas

**DAN HAMPTON      Defensive End-Tackle      #99****Inducted: 2002      BEARS: 12 seasons (1979-90)      NFL: 12 seasons**

A first-round draft choice (fourth overall) by the Bears in the 1979 draft... Played for 12 seasons in Chicago and finished his career ranked third on the Bears all-time career sacks list with 82.0... "Danimal," as he was affectionately known by teammates and fans, played in 157 regular season games with 152 starts... Named to the NFL Team of the '80's by the Pro Football Hall of Fame Board of Selectors and was a Pro Bowl performer four times during that decade (1981, 1983, 1985 and 1986), twice as a defensive end and two times as a defensive tackle... Named Defensive MVP by Pro Football Weekly in 1982 and started the first 48 games of his career where he established himself as a dominant pass rusher, recording 25 sacks during his first three seasons in the league.




Hampton

**ED HEALEY      Tackle      #16****Inducted: 1964      BEARS: 6 seasons (1922-27)      NFL: 8 seasons**

Acquired by Halas from Rock Island Independents (1920-22) in exchange for gate receipts (\$100) from late-season game in 1922... Ran more than 30 yards in 1924 to tackle his own teammate (Oscar Knop) who was running the wrong way with an interception... Caught running back George Wilson from behind after hurdling several teammates in 1926 exhibition game vs. LA All-Stars... Termed "the most versatile tackle of all-time" by Halas ... Named to the NFL All-Decade Team for the 1920's... First president of Bear alumni association (1937)... Graduated from Dartmouth.



Healey



Hester

**DEVIN HESTER      Wide Receiver-Returner      #23****Inducted: 2024      BEARS: 8 seasons (2006-13)      NFL: 11 seasons**

As a rookie, returned 47 punts for 600 yards (12.8 average) and three TDs, 20 kickoffs for 528 yards (26.4 average) and two touchdowns and also returned a missed field goal 108 yards for a touchdown – one of only five such “kick-six” scores in an NFL game...Opened Super Bowl XLI with 92-yard kickoff return for a touchdown – the only time in Super Bowl history that has occurred...Took 14 punts and five kickoffs to the end zone in 156 regular-season games...Was selected to play in four Pro Bowls (2007-08, 2011, 2015) and earned one of the two spots for return specialists on the NFL 100 All-Time Team.



Hewitt

**BILL HEWITT      End      #56****Inducted: 1971      BEARS: 5 seasons (1932-36)      NFL: 9 seasons**

One of the last helmetless players in the NFL... Four-time all-NFL (1933, '34, '36, '37) and first to do so with two teams... Designed play to win 1933 NFL Championship: jump pass from fullback to Hewitt who caught and lateraled to William Karr... Played for Eagles (1937-39), missed 1940-42 seasons before returning with Philadelphia-Pittsburgh (1943)... Career: 103 catches for 1,638 yards and 23 TDs.



Jones

**STAN JONES      Tackle-Guard      #78****Inducted: 1991      BEARS: 12 seasons (1954-65)      NFL: 13 seasons**

Selected by Chicago in fifth round of 1953 draft... Started at tackle; switched to guard in 1954 and became seven-time Pro Bowler (1956-62)... Played offense and defense in 1962 but played solely defense in 1963-when the Bears won the NFL Championship... One of the first pro football players to concentrate on weightlifting... Missed just two games in his first 11 seasons... Traded to Redskins (1966) as a favor from Halas so he could finish his career near his Rockville, Maryland home... College Lineman of the Year for 1953 National Champion Maryland Terrapins.



Luckman

**SID LUCKMAN      Quarterback      #42****Inducted: 1965      BEARS: 12 seasons (1939-50)      NFL: 12 seasons**

Second pick of 1939 draft... Ranks second on Bears all-time list for TDs (137) and yards (14,686); third in attempts (1,744) and fifth in completions (904)... Recorded then NFL record 107.8 QB rating in 1943... Led Bears T-formation attack which won four NFL Titles including the 73-0 blitzing of Washington in the 1940 Championship game... Five-time all-NFL and 1943 league MVP... Passed for record-tying seven TDs in 1943 game vs. Giants... Came out of Columbia University.



Lyman

**ROY “LINK” LYMAN      Tackle      #2, 11, 12, 14, 77****Inducted: 1964      BEARS: 7 seasons (1926-28, 30-31, 33-34)      NFL: 11 seasons**

Pioneered stunting, slanting, and shifting-style defense... Began pro career with Canton (1922-23), winning two championships; moved to Cleveland where he again won a championship... Joined Frankford (1925) before finishing with Bears... Left Bears for 1929 season to play semi-pro ball and in 1932 to settle business problems... In his final two seasons Chicago won the NFL Championship (1933) and division (1934)... No high school ball (school had seven boys), but played at Nebraska.

**GEORGE McAFEE Running Back-Def. Back #5, 33****Inducted: 1966 BEARS: 8 seasons (1940-41; 45-50)NFL: 8 seasons**

Eagles first-round choice in 1940 (second overall)... Immediately traded to Bears for five players... Career average 12.78 yards on 112 punt returns is still NFL record... Returned a kickoff 93 yards for TD in first pro game... Went into the Navy for WWII; returned in 1945... 25 career interceptions... All-American at Duke.



McAfee

**STEVE "MONGO" McMICHAEL Def. Tackle #76****Inducted: 2024 BEARS: 13 seasons (1981-93) NFL: 15 seasons**

Played in a franchise-record 191 consecutive games for the Bears, becoming a starter at defensive tackle during the 1983 campaign...Earned two Pro Bowl nods (1986 and 1987) and three consecutive first-team All-Pro selections (1985-87)...Set numerous defensive team records in 1984, including fewest yards allowed (3,863) and most sacks (72). The Bears' 72 total sacks still stand as an NFL record.



McMichael

**GEORGE MUSSO Tackle-Guard-Def. Tackle #16****Inducted: 1982 BEARS: 12 seasons (1933-44) NFL: 12 seasons**

Signed by Halas for just \$90/game plus \$5 in expenses... Elected team captain in fourth season and kept the title remainder of career... First player to win all-NFL at two positions: tackle in 1935 and guard in 1937... Played on four Bears championship teams... College ball at Millikin.



Musso

**BRONKO NAGURSKI Fullback-Tackle #3, 16****Inducted: 1963 BEARS: 9 seasons (1930-37; 43) NFL: 9 seasons**

Powerful, punishing runner who was also a threat to pass... Retired after eight seasons (1937) for a more profitable wrestling career... Returned in 1943 when Bears were short of players (due to World War II)... Played mostly at tackle, but scored TD to put Bears ahead to stay in 1943 Championship game... 13th in Bears career rushing... High school teams were winless... All-American at Minnesota.




Nagurski

**WALTER PAYTON Running Back #34****Inducted: 1993 BEARS: 13 seasons (1975-87) NFL: 13 seasons**

Drafted 4th overall in 1975... Retired in 1987 as NFL's all-time leader in rushing, a title he held until 2002 (Emmitt Smith)... Held 16 NFL records at the time of his retirement... Voted to nine Pro Bowls (1977, 78, 79, 80, 81, 84, 85, 86, 87)... Holds numerous Bears' regular and post-seasons records including the title as the team leader in rushing attempts, yards and touchdowns as well as receptions... Jersey #34 is retired by the Bears... Was elected to the Pro Football Hall of Fame, Jan. 30, 1993; Inducted July 31, 1993.



Payton



Sayers

**GALE SAYERS****Running Back****#40****Inducted: 1977****BEARS: 7 seasons (1965-71)****NFL: 7 seasons**

Fourth pick of 1965 draft... Career: 991-4,956-39 rushing; 112-1,307-9 receiving; 91-2,781-6 kickoff returns; 28-391-2 punt returns... Had 77-yard PR, 93-yard KOR and 25-yard TD pass in first pre-season game... Amassed 2,272 net yards and a rookie-record 22 TDs including record-tying six TDs vs. SF in inaugural season... Picked Rookie of the Year over Dick Butkus... Voted to five Pro Bowls (1966-70) and was Offensive MVP of three... Suffered right knee injury in 1968, but bounced back for second 1,000-yard season... Left knee injury in 1970 substantially ending career... Led NFL in rushing in '66 and '69... 20 100-yard rushing games... Fifth on Bears all-time rushing list... Set 23 club records and seven NFL marks... Youngest player ever elected to the Hall (34 years old) and his effective playing time is also the shortest of any Hall of Famer... Star back at Kansas... Known as the "Kansas Comet."



Singletary

**MIKE SINGLETARY****Linebacker****#50****Inducted: 1998****BEARS: 12 seasons (1981-92)****NFL: 12 seasons**

Second round pick in 1981 draft (38th overall) after two-time consensus all-American career at Baylor... All-rookie honors from Pro Football Writers Assoc., UPI, Pro Football Weekly, and Football Digest... Selected to 10 straight Pro Bowls (1983-92), most ever by a Bear... Most starts by a defensive player in Bears history (172)... Named to NFL Team of the Eighties by NFL Hall of Fame Board of Selectors... AP Defensive Player of the Year in 1985 and '88... 1990 NFL Man of the Year for playing excellence and off-the-field community contributions... Defensive captain from 1983-1992... Finished as the team's first or second leading tackler in final 11 seasons... Missed just two games in 12 seasons (both in '86)... Finished career with 1,488 tackles, 19 sacks, seven interceptions... Wife, Kim, presented Mike at his induction.



Sprinkle

**ED SPRINKLE****Defensive End****#7****Inducted: 2021****BEARS: 12 seasons (1944-55)****NFL: 12 seasons**

Sprinkle played his entire 12-year NFL career with the Bears from 1944-55. He was named to the NFL All-Decade Team for the 1940s and was once described by George Halas as "the greatest pass rusher I've ever seen." In addition to helping the Bears win the 1946 NFL championship, he was voted to four Pro Bowls. That number isn't higher only because the Pro Bowl wasn't created until 1950, his seventh season in the league.



Stydahar

**JOE STYDAHAR****Tackle-Kicker****#13, 18****Inducted: 1967****BEARS: 9 seasons (1936-42; 45-46)NFL: 9 seasons**

First player ever drafted by Bears, sixth overall pick in the 1936 draft... All-NFL left tackle (1937-40)... Played in 84 career games for the Bears... Left for World War II (1943-44), but returned to lead Chicago to 1946 Championship... helped the Bears win NFL championships in 1940, 1942 and 1946... Star player at West Virginia University... Inducted into the College Football Hall of Fame in 1972... played football and basketball for the Mountaineers... Also served as an NFL head coach of the Los Angeles Rams (1950-52) and Chicago Cardinals (1953-54).

**GEORGE TRAFTON****Center****#13****Inducted: 1964****BEARS: 13 seasons (1920-32)****NFL: 13 seasons**

All-NFL center (unofficially) in eight of 13 seasons ... strong, tough, mean player – put four Rock Island players out of action in first 12 plays of a 1920 game ... Notre Dame career was cut short when Knute Rockne caught him playing semi-pro ball ... key member of the Decatur Staleys in the inaugural season of professional football ... helped the Staleys win their first NFL championship in 1921 prior to the team being renamed the Chicago Bears the following season ... won his second NFL title as a member of the 1932 Chicago Bears ... selected by the Pro Football Hall of Fame as the center on the NFL 1920s All-Decade Team in 1969.



Trafton

**CLYDE “BULLDOG” TURNER Center-Linebacker#66****Inducted: 1966****BEARS: 13 seasons (1940-52)****NFL: 13 seasons**


First-round draft pick in 1940 ... flawless snapper and excellent blocker who was all-NFL six times ... Could also play guard or tackle ... led league in 1942 with eight interceptions at linebacker ... played running back in emergency situations, scored 48-yard TD in 1944 ... had 96-yard interception return for TD in 1947... Played college ball for Hardin-Simmons.



Turner

**BRIAN URLACHER****Linebacker****#54****Inducted: 2018****BEARS: 13 seasons (2000-12)****NFL: 13 seasons**

In his first year of eligibility, linebacker Brian Urlacher, who played for the Bears from 2000-2012, became the 28th player in franchise history to be selected for induction into the Pro Football Hall of Fame ... Urlacher played his entire 13-year career with the Bears ... played in 182 games with 180 starts, the third most by a Bears player in franchise history at the time ... won NFL Rookie of the Year honors in 2000 while being selected to eight Pro Bowls and winning NFL Defensive Player of the Year honors in 2005 ... Bears advanced to the playoffs four times in the Urlacher era and enjoyed their finest season in 2006 when the Bears went 13-3 and advanced to Super Bowl XLI ... 22 career interceptions are tied for 11th most in Bears history and tied for second among linebackers with Dick Butkus.



Urlacher



In addition to the 32 Bears Hall of Famers, eight other inductees spent part of their careers with the Bears:

PLAYER	POSITION	WITH BEARS	OTHER TEAMS
Jim Conzelman	Quarterback	1920	Rock Island Independents, Milwaukee Badgers, Detroit Panthers, Providence Steam Roller
Guy Chamberlin	End	1920-21	Canton Bulldogs, Cleveland Bulldogs, Frankford Yellow Jackets, Chicago Cardinals
Walt Kiesling	Guard	1934	Duluth Eskimos, Pottsville Maroons, Chicago Cardinals, Green Bay Packers, Pittsburgh Pirates
Bobby Layne	Quarterback	1948	NY Bulldogs, Detroit Lions, Pittsburgh Steelers
Orlando Pace	Tackle	2009	St. Louis Rams
Alan Page	Defensive Tackle	1978-81	Minnesota Vikings
Julius Peppers	Defensive End	2010-13	Carolina Panthers, Green Bay Packers
Jared Allen	Defensive End	2014-15	Kansas City Chiefs, Minnesota Vikings, Carolina Panthers

PRO FOOTBALL HALL OF FAMERS BY FRANCHISE

Hall of Famers are listed under all clubs on which they played. PRIMARY refers to the team or teams on which the Hall of Famer made his primary contribution to professional football. MINOR refers to Hall of Famer who spent only a minor portion of their career with a team. *\*This list includes those scheduled to be inducted in 2025.*

TEAM	PRIMARY	MINOR
Chicago Bears	32	8
Green Bay Packers	29	7
Pittsburgh Steelers	26	7
Dallas Cowboys	22	10
New York Giants	21	11
Washington Commanders	20	15
Las Vegas Raiders	20	11
Los Angeles Rams	19	15
San Francisco 49ers	18	12
Cleveland Browns	18	5
Detroit Lions	17	6
Indianapolis Colts	17	6
Minnesota Vikings	16	7
Arizona Cardinals	14	10
Kansas City Chiefs	13	13
Philadelphia Eagles	13	12

TEAM	PRIMARY	MINOR
Los Angeles Chargers	12	5
Miami Dolphins	11	6
Buffalo Bills	10	2
New York Jets	9	11
Tennessee Titans	9	9
Denver Broncos	9	7
New England Patriots	6	6
Tampa Bay Buccaneers	6	5
New Orleans Saints	5	6
Seattle Seahawks	4	10
Atlanta Falcons	4	7
Baltimore Ravens	3	4
Cincinnati Bengals	2	2
Jacksonville Jaguars	1	0
Carolina Panthers	1	5
Houston Texans	1	1

CHAMPIONSHIP TEAM  
HALL OF FAMERS

(by Year)

1921 TEAM (2)

George Halas, George Trafton

1932 TEAM (5)

Red Grange, Bill Hewitt, Link Lyman, Bronko Nagurski, George Trafton

1933 TEAM (5)

Red Grange, Bill Hewitt, Link Lyman, George Musso, Bronko Nagurski

1940 TEAM (6)

Danny Fortmann, Sid Luckman, George McAfee, George Musso, Joe Stydahar, Bulldog Turner

1941 TEAM (6)

Danny Fortmann, Sid Luckman, George McAfee, George Musso, Joe Stydahar, Bulldog Turner

1943 TEAM (5)

Danny Fortmann, Sid Luckman, George Musso, Bronko Nagurski, Bulldog Turner

1946 TEAM (5)

Sid Luckman, George McAfee, Joe Stydahar, Bulldog Turner, Ed Sprinkle

1963 TEAM (4)

Doug Atkins, Mike Ditka, Bill George, Stan Jones

1985 TEAM (6)

Richard Dent, Dan Hampton, Steve McMichael, Walter Payton, Mike Singletary, Jimbo Covert

CHAMPIONSHIP TEAM  
HALL OF FAMERS

(by Player/Coach)

PLAYERS

YEARS

Sid Luckman (4)	1940, '41, '43, '46
George Musso (4)	1933, '40, '41, '43
Bulldog Turner (4)	1940, '41, '43, '46
Danny Fortmann (3)	1940, '41, '43
George McAfee (3)	1940, '41, '46
Bronko Nagurski (3)	1932, '33, '43
Joe Stydahar (3)	1940, '41, '46
Red Grange (2)	1932, '33
Bill Hewitt (2)	1932, '33
Link Lyman (2)	1932, '33
George Trafton (2)	1921, '32
Doug Atkins (1)	1963
Jimbo Covert (1)	1985
Richard Dent (1)	1985
Mike Ditka (1)	1963
Bill George (1)	1963
George Halas (1)	1921
Dan Hampton (1)	1985
Stan Jones (1)	1963
Steve McMichael (1)	1985
Walter Payton (1)	1985
Mike Singletary (1)	1985
Ed Sprinkle (1)	1946

COACHES

YEARS

George Halas (6)	1921, '33, '40, '41, '46, '63
Mike Ditka (1)	1985

## ANNUAL SCORING LEADERS

Year	Player	TD	PAT	FG	Pts
2024	Santos, Cairo	0	25	21	88
2023	Santos, Cairo	0	33	35	136
2022	Santos, Cairo	0	27	63	90
2021	Santos, Cairo	0	27	78	105
2020	Santos, Cairo	0	36	90	126
2019	Piñeiro, Eddy	0	27	23	96
2018	Parkey, Cody	0	42	23	111
2017	Howard, Jordan	9	0	0	54
2016	Barth, Connor	0	31	18	85
2015	Gould, Robbie	0	28	33	127
2014	Forté, Matt	10	2	0	64
2013	Gould, Robbie	0	45	26	123
2012	Gould, Robbie	0	33	21	96
2011	Gould, Robbie	0	37	28	121
2010	Gould, Robbie	0	35	25	110
2009	Gould, Robbie	0	33	24	105
2008	Gould, Robbie	0	41	26	119
2007	Gould, Robbie	0	33	31	126
2006	Gould, Robbie	0	47	32	143
2005	Gould, Robbie	0	19	21	82
2004	Edinger, Paul	0	22	15	67
2003	Edinger, Paul	0	27	26	105
2002	Edinger, Paul	0	29	22	95
2001	Edinger, Paul	0	34	26	112
2000	Edinger, Paul	0	21	21	84
1999	Robinson, Marcus	9	0	0	54
1998	Jaeger, Jeff	0	27	21	90
1997	Jaeger, Jeff	0	20	21	83
1996	Jaeger, Jeff	0	23	19	80
1995	Butler, Kevin	0	45	23	114
1994	Butler, Kevin	0	24	21	87
1993	Butler, Kevin	0	21	27	102
1992	Butler, Kevin	0	34	19	91
1991	Butler, Kevin	0	32	19	89
1990	Butler, Kevin	0	36	26	114
1989	Anderson, Neal	15	0	0	90
1988	Butler, Kevin	0	37	15	82
1987	Butler, Kevin	0	28	19	85
1986	Butler, Kevin	0	36	28	120
1985*	Butler, Kevin	0	51	31	144
1984	Thomas, Bob	0	35	22	101
1983	Thomas, Bob	0	35	14	77
1982	Moorehead, Emery	5	0	0	30
1981	Roveto, John	0	19	10	49
1980	Thomas, Bob	0	35	13	74
1979	Payton, Walter	16	0	0	96
1978	Thomas, Bob	0	26	17	77
1977	Payton, Walter	16	0	0	96
1976	Payton, Walter	13	0	0	78
1975	Thomas, Bob	0	18	13	57
1974	Roder, Mirro	0	18	13	57
1973	Roder, Mirro	0	11	8	35
1972	Percival, Mac	0	26	12	62

Year	Player	TD	PAT	FG	Pts
1971	Percival, Mac	0	18	15	63
1970	Percival, Mac	0	28	20	88
1969	Percival, Mac	0	26	8	50
1968	Percival, Mac	0	25	25	100
1967	Sayers, Gale	12	0	0	72
1966	Leclerc, Roger	0	24	18	78
1965*	Sayers, Gale	22	0	0	132
1964	Morris, Johnny	10	0	0	60
1963	Ditka, Mike	8	0	0	48
1962	Leclerc, Roger	0	36	13	75
1961	Ditka, Mike	12	0	0	72
1960	Aveni, John	0	23	7	44
1959	Casares, Rick	12	0	0	72
1958	Galimore, Willie	12	0	0	72
1957	Blanda, George	1	23	14	71
1956	Casares, Rick	14	0	0	84
1955	Blanda, George	2	37	11	82
1954	Hill, Harlon	12	0	0	72
1953	Blanda, George	0	27	7	48
1952	Blanda, George	1	30	6	54
1951	Lujack, Johnny	7	10	0	52
1950	Lujack, Johnny	11	34	3	109
1949	Lujack, Johnny	2	42	1	57
1948	Lujack, Johnny	1	44	0	50
1947	Kavanaugh, Ken	13	0	0	78
1946	Gallarneau, Hugh	8	0	0	48
1945	Kavanaugh, Ken	6	0	0	36
1944	McLean, Ray	7	0	0	42
1943	Clark, Harry	10	0	0	60
1942	McLean, Ray	9	0	0	54
1941	McAfee, George	12	0	0	72
1940	McLean, Ray	4	1	0	25
1939	Manders, Jack	4	17	3	50
1938	Manders, Jack	3	10	3	37
1937*	Manders, Jack	5	15	8	69
1936	Manders, Jack	4	17	7	62
1935	Karr, William	6	0	0	36
1934*	Manders, Jack	3	31	10	79
1933	Manders, Jack	0	15	6	33

\*Led NFL

## ANNUAL RUSHING LEADERS

Year	Player	Yards	Att	TD
2024	Swift, D'Andre	959	253	6
2023	Fields, Justin	657	123	4
2022	Fields, Justin	1,143	160	8
2021	Montgomery, David	849	225	7
2020	Montgomery, David	1,070	247	8
2019	Montgomery, David	889	242	6
2018	Howard, Jordan	935	250	9
2017	Howard, Jordan	1,122	276	9
2016	Howard, Jordan	1,313	252	6
2015	Forté, Matt	898	218	4
2014	Forté, Matt	1,038	266	6
2013	Forté, Matt	1,339	289	9
2012	Forté, Matt	1,094	248	5
2011	Forté, Matt	997	203	3
2010	Forté, Matt	1,069	237	6
2009	Forté, Matt	929	258	4
2008	Forté, Matt	1,238	316	8
2007	Benson, Cedric	674	196	4
2006	Jones, Thomas	1,210	296	6
2005	Jones, Thomas	1,335	314	9
2004	Jones, Thomas	948	240	7
2003	Thomas, Anthony	1,024	244	6
2002	Thomas, Anthony	721	214	6
2001	Thomas, Anthony	1,183	278	7
2000	Allen, James	1,120	290	2
1999	Enis, Curtis	916	287	3
1998	Bennett, Edgar	611	173	2
1997	Harris, Raymont	1,033	275	10
1996	Harris, Raymont	748	194	4
1995	Salaam, Rashaan	1,074	296	10
1994	Tillman, Lewis	899	275	7
1993	Anderson, Neal	646	202	4
1992	Anderson, Neal	582	156	5
1991	Anderson, Neal	747	210	6
1990	Anderson, Neal	1,078	260	10
1989	Anderson, Neal	1,275	274	11
1988	Anderson, Neal	1,106	249	12
1987	Anderson, Neal	586	129	3
1986	Payton, Walter	1,333	321	8
1985	Payton, Walter	1,551	324	9
1984	Payton, Walter	1,684	381	11
1983	Payton, Walter	1,421	314	6
1982	Payton, Walter	596	148	1
1981	Payton, Walter	1,222	339	6
1980	Payton, Walter	1,460	317	6
1979	Payton, Walter	1,610	369	14
1978	Payton, Walter	1,395	333	11
1977*	Payton, Walter	1,852	339	14
1976	Payton, Walter	1,390	311	13
1975	Payton, Walter	679	196	7
1974	Grandberry, Ken	475	144	2
1973	Garrett, Carl	655	175	5
1972	Douglass, Bobby	968	141	8
1971	Shy, Don	420	116	2

Year	Player	Yards	Att	TD
1970	Montgomery, Ross	229	62	0
1969*	Sayers, Gale	1,032	236	8
1968	Sayers, Gale	856	138	2
1967	Sayers, Gale	880	186	7
1966*	Sayers, Gale	1,231	229	8
1965	Sayers, Gale	867	166	14
1964	Arnett, Jon	400	119	1
1963	Marconi, Joe	446	118	2
1962	Marconi, Joe	406	89	5
1961	Galimore, Willie	707	153	4
1960	Casares, Rick	566	160	5
1959	Casares, Rick	699	177	10
1958	Casares, Rick	651	176	2
1957	Casares, Rick	700	204	6
1956*	Casares, Rick	1,126	234	12
1955	Casares, Rick	672	125	4
1954	Jagade, Chick	498	157	3
1953	Morrison, Fred	307	95	2
1952	Morrison, Fred	367	95	3
1951	Dottley, John	670	127	3
1950	Gulyanics, George	571	146	2
1949	Gulyanics, George	452	102	5
1948	Gulyanics, George	439	119	4
1947	Osmanski, Joe	328	64	1
1946	Gallarneau, Hugh	476	112	6
1945	Margarita, Bob	497	112	3
1944	Margarita, Bob	463	88	4
1943	Clark, Harry	556	120	3
1942	Famiglietti, Gary	503	118	8
1941	McAfee, George	474	65	6
1940	Nolting, Ray	373	78	1
1939*	Osmanski, Bill	699	121	7
1938	Nolting, Ray	297	63	2
	Francis, Sam	297	85	3
1937	Nolting, Ray	424	106	2
1936	Nagurski, Bronko	529	122	3
1935	Ronzani, Gene	356	79	2
1934*	Feathers, Beattie	1,004	119	8
1933	Nagurski, Bronko	533	128	1

\*Led NFL



ANNUAL PASSING LEADERS

Year	Player	Att	Cmp	Yards	TD	Int	Rating
2024	Williams, Caleb	562	351	3,541	20	6	87.8
2023	Fields, Justin	370	227	2,562	16	9	86.3
2022	Fields, Justin	318	192	2,242	17	11	85.2
2021	Fields, Justin	270	159	1,870	7	10	73.2
2020	Trubisky, Mitchell	297	199	2,055	16	8	93.5
2019	Trubisky, Mitchell	516	326	3,138	17	10	83.0
2018	Trubisky, Mitchell	434	289	3,223	24	12	95.4
2017	Trubisky, Mitchell	330	196	2,193	7	7	77.5
2016	Barkley, Matt	216	129	1,611	8	14	68.3
2015	Cutler, Jay	483	311	3,659	21	11	92.3
2014	Cutler, Jay	561	370	3,812	28	18	88.6
2013	Cutler, Jay	355	224	2,621	19	12	89.2
2012	Cutler, Jay	434	255	3,033	19	14	81.3
2011	Cutler, Jay	314	182	2,319	13	7	85.7
2010	Cutler, Jay	432	261	3,274	23	16	86.3
2009	Cutler, Jay	555	336	3,666	27	26	76.8
2008	Orton, Kyle	465	272	2,972	18	12	79.6
2007	Griese, Brian	262	161	1,803	10	12	75.6
2006	Grossman, Rex	480	262	3,193	23	20	73.9
2005	Orton, Kyle	368	190	1,869	9	13	59.7
2004	Hutchinson, Chad	161	92	903	4	3	73.6
2003	Stewart, Kordell	251	126	1,418	7	12	56.8
2002	Miller, Jim	314	180	1,944	13	9	77.5
2001	Miller, Jim	395	228	2,299	13	10	74.9
2000	McNown, Cade	280	154	1,646	8	9	68.5
1999	Matthews, Shane	275	167	1,645	10	6	80.6
1998	Kramer, Erik	250	151	1,823	9	7	83.1
1997	Kramer, Erik	477	275	3,011	14	14	74.0
1996	Krieg, Dave	377	226	2,278	14	12	76.3
1995	Kramer, Erik	522	315	3,838	29	10	93.5
1994	Walsh, Steve	343	208	2,078	10	8	77.9
1993	Harbaugh, Jim	325	200	2,002	7	11	72.1
1992	Harbaugh, Jim	358	202	2,486	13	12	76.2
1991	Harbaugh, Jim	478	275	3,121	15	16	73.7
1990	Harbaugh, Jim	312	180	2,178	10	6	81.9
1989	Tomczak, Mike	306	156	2,058	16	16	68.2
1988	McMahon, Jim	192	114	1,346	6	7	76.0
1987	McMahon, Jim	210	125	1,639	12	8	87.4
1986	McMahon, Jim	150	77	995	5	8	61.4
1985	McMahon, Jim	313	178	2,392	18	11	82.8
1984	McMahon, Jim	143	85	1,146	8	2	97.8
1983	McMahon, Jim	295	175	2,184	12	13	77.7
1982	McMahon, Jim	210	120	1,501	9	7	80.1
1981	Evans, Vince	436	195	2,354	11	20	51.0
1980	Evans, Vince	278	148	2,039	11	16	66.1
1979	Phipps, Mike	255	134	1,535	9	8	69.7
1978	Avellini, Bob	264	141	1,718	5	16	54.6
1977	Avellini, Bob	293	154	2,004	11	18	61.7
1976	Avellini, Bob	271	118	1,580	8	15	49.7
1975	Huff, Gary	205	114	1,083	3	9	57.1
1974	Huff, Gary	283	142	1,663	6	17	50.4
1973	Douglass, Bobby	174	81	1,057	5	7	59.2
1972	Douglass, Bobby	198	75	1,246	9	12	49.5
1971	Douglass, Bobby	225	91	1,164	7	15	38.7
1970	Concannon, Jack	385	194	2,130	16	18	61.6

HISTORY

**ANNUAL PASSING LEADERS**

Year	Player	Att	Cmp	Yards	TD	Int	Rating
1969	Concannon, Jack	160	87	1,783	4	8	31.3
1968	Concannon, Jack	143	71	715	5	9	49.8
1967	Concannon, Jack	186	92	1,260	6	14	51.0
1966	Bukich, Rudy	309	147	1,858	10	21	49.1
1965*	Bukich, Rudy	312	176	2,641	20	9	93.6
1964	Bukich, Rudy	160	99	1,099	12	7	89.0
1963	Wade, Bill	356	192	2,301	15	12	73.8
1962	Wade, Bill	412	225	3,172	18	24	70.2
1961	Wade, Bill	250	139	2,258	22	13	93.7
1960	Brown, Ed	149	59	1,079	7	11	50.1
1959	Brown, Ed	247	125	1,881	13	10	77.0
1958	Brown, Ed	218	102	1,418	10	17	51.0
1957	Brown, Ed	185	84	1,321	6	16	44.5
1956*	Brown, Ed	168	96	1,667	11	12	83.1
1955	Brown, Ed	164	85	1,307	9	10	71.4
1954	Bratkowski, Zeke	130	67	1,087	8	17	60.9
1953	Blanda, George	362	169	2,164	14	24	51.3
1952	Romanik, Steve	126	49	772	4	11	34.5
1951	Lujack, Johnny	176	85	1,295	3	8	59.9
1950	Lujack, Johnny	254	121	1,731	4	21	40.9
1949	Lujack, Johnny	312	162	2,658	23	22	75.9
1948	Luckman, Sid	163	89	1,047	13	14	65.2
1947	Luckman, Sid	323	176	2,712	24	31	67.6
1946*	Luckman, Sid	229	110	1,826	17	16	70.8
1945†	Luckman, Sid	217	117	1,725	14	10	82.6
1944	Luckman, Sid	143	71	1,018	11	11	66.8
1943*	Luckman, Sid	202	110	2,194	28	12	107.8
1942	Luckman, Sid	105	57	1,023	10	13	80.0
1941*	Luckman, Sid	119	68	1,181	9	6	95.5
1940	Luckman, Sid	105	48	941	4	9	60.7
1939	Masterson, Bernie	113	44	914	5	9	49.6
1938	Masterson, Bernie	112	46	848	7	9	55.6
1937	Masterson, Bernie	72	26	615	6	7	55.8
1936	Molesworth, Keith	31	15	188	4	4	67.7
1935	Masterson, Bernie	44	18	456	5	4	79.4
1934	Ronzani, Gene	32	15	150	3	0	91.9
1933	Molesworth, Keith	50	19	433	3	4	56.5

\*Led NFL; †Tied for NFL lead.

**ANNUAL RECEIVING LEADERS - RECEPTIONS**

Year	Player	Rec.	Yards	TD	Year	Player	Rec.	Yards	TD
2024	Moore, DJ	98	966	6	1973	Garrett, Carl	23	292	0
2023	Moore, DJ	96	1,364	8	1972	Thomas, Earl	20	365	3
2022	Kmet, Cole	50	544	7	1971	Farmer, George	46	737	5
2021	Mooney, Darnell	81	1,055	4	1970*	Gordon, Dick	71	1,026	13
2020	Robinson II, Allen	102	1,250	6	1969	Wallace, Bob	47	553	5
2019	Robinson II, Allen	98	1,147	7	1968	Gordon, Dick	29	477	4
2018	Cohen, Tarik	71	725	5	1967	Gordon, Dick	31	534	5
2017	Wright, Kendall	59	614	1	1966	Sayers, Gale	34	447	2
2016	Meredith, Cameron	66	888	4	1965	Morris, Johnny	53	846	4
2015	Jeffery, Alshon	54	807	4	1964*	Morris, Johnny	93	1,200	10
2014	Forté, Matt	102	808	4	1963	Ditka, Mike	59	794	8
2013	Marshall, Brandon	100	1,295	12	1962	Ditka, Mike	58	904	5
2012	Marshall, Brandon	118	1,508	11		Morris, Johnny	58	889	5
2011	Forté, Matt	52	490	1	1961	Ditka, Mike	56	1,076	12
2010	Forté, Matt	51	547	3	1960	Dewveall, Willard	43	804	5
	Knox, Johnny	51	960	5	1959	Dooley, Jim	41	580	3
2009	Olsen, Greg	60	612	8	1958	McColl, Bill	35	517	8
2008	Forté, Matt	63	477	4	1957	Dooley, Jim	37	530	1
2007	Berrian, Bernard	71	951	5	1956	Hill, Harlon	47	1,128	11
2006	Muhammad, Muhsin	60	863	5	1955	Hill, Harlon	42	789	9
2005	Muhammad, Muhsin	64	750	4	1954	Hill, Harlon	45	1,124	12
2004	Jones, Thomas	56	427	0	1953	Dooley, Jim	53	841	4
2003	Booker, Marty	52	715	4	1952	Schroeder, Gene	39	660	6
2002	Booker, Marty	97	1,189	6	1951	Hoffman, John	28	394	2
2001	Booker, Marty	100	1,071	8	1950	Keane, Jim	36	433	0
2000	Robinson, Marcus	55	738	5	1949	Keane, Jim	47	696	6
	Kennison, Eddie	55	549	2	1948	Keane, Jim	30	414	3
1999	Engram, Bobby	88	947	4	1947*	Keane, Jim	64	910	10
1998	Engram, Bobby	64	987	5	1946	Kavanaugh, Ken	18	337	5
1997	Proehl, Ricky	58	753	7	1945	Wilson, George	28	259	3
1996	Conway, Curtis	81	1,049	7	1944	Wilson, George	24	265	4
1995	Graham, Jeff	82	1,301	4	1943	Clark, Harry	23	535	7
1994	Graham, Jeff	68	944	4	1942	McLean, Ray	19	571	8
1993	Waddle, Tom	44	552	1	1941	Plasman, Dick	14	283	0
1992	Davis, Wendell	54	734	2	1940	Kavanaugh, Ken	12	276	3
1991	Davis, Wendell	61	945	6	1939	Plasman, Dick	19	403	3
1990	Muster, Brad	47	452	0	1938	Karr, Bill	14	253	4
1989	Anderson, Neal	50	434	4	1937	McDonald, Lester	11	179	4
1988	McKinnon, Dennis	45	704	3	1936	Hewitt, Bill	15	358	6
1987	Anderson, Neal	47	467	3	1935	Johnsos, Luke	19	298	4
1986	Gault, Willie	42	818	5	1934	Hewitt, Bill	10	151	5
1985	Payton, Walter	49	483	2	1933	Hewitt, Bill	16	273	2
1984	Payton, Walter	45	368	0	1932	Johnsos, Luke	24	321	2
1983	Payton, Walter	53	607	2					
1982	Suhey, Matt	36	333	0					
1981	Payton, Walter	41	379	2					
1980	Payton, Walter	46	367	1					
1979	Williams, Dave	42	354	5					
1978	Payton, Walter	50	480	0					
1977	Scott, James	50	809	3					
1976	Harper, Roland	29	291	1					
1975	Rather, Bo	39	685	2					
1974	Wade, Charlie	39	683	1					

\*Led NFL

## ANNUAL RECEIVING LEADERS - YARDS

Year	Player	Yards	Rec.	TD
2024	Moore, DJ	966	98	6
2023	Moore, DJ	1,364	96	8
2022	Kmet, Cole	544	50	7
2021	Mooney, Darnell	1,055	81	4
2020	Robinson II, Allen	1,250	102	6
2019	Robinson II, Allen	1,147	98	7
2018	Robinson II, Allen	754	55	4
2017	Wright, Kendall	614	59	1
2016	Meredith, Cameron	888	66	4
2015	Jeffery, Alshon	807	54	4
2014	Jeffery, Alshon	1,133	85	10
2013	Jeffery, Alshon	1,421	89	7
2012	Marshall, Brandon	1,508	118	11
2011	Knox, Johnny	727	37	2
2010	Knox, Johnny	960	51	5
2009	Hester, Devin	757	57	3
2008	Hester, Devin	665	51	3
2007	Berrian, Bernard	951	71	5
2006	Muhammad, Muhsin	863	60	5
2005	Muhammad, Muhsin	750	64	4
2004	Terrell, David	699	42	1
2003	Booker, Marty	715	52	4
2002	Booker, Marty	1,189	97	7
2001	Booker, Marty	1,071	100	8
2000	Robinson, Marcus	738	55	5
1999	Robinson, Marcus	1,400	84	9
1998	Engram, Bobby	987	64	5
1997	Proehl, Ricky	753	58	7
1996	Conway, Curtis	1,049	81	7
1995	Graham, Jeff	1,301	82	4
1994	Graham, Jeff	944	68	4
1993	Waddle, Tom	552	44	1
1992	Davis, Wendell	734	54	2
1991	Davis, Wendell	945	61	6
1990	Davis, Wendell	572	39	3
1989	Morris, Ron	486	30	1
1988	McKinnon, Dennis	704	45	3
1987	Gault, Willie	705	35	7
1986	Gault, Willie	818	42	5
1985	Gault, Willie	704	33	1
1984	Gault, Willie	587	34	6
1983	Gault, Willie	836	40	8
1982	Moorehead, Emery	363	30	5
1981	Margerum, Ken	584	39	1
1980	Scott, James	696	36	3
1979	Baschnagel, Brian	452	30	2
1978	Scott, James	759	42	5
1977	Scott, James	809	50	3
1976	Scott, James	512	26	6
1975	Rather, Bo	685	39	2
1974	Wade, Charles	683	39	1
1973	Thomas, Earl	343	24	4
1972	Farmer, George	380	14	2

Year	Player	Yards	Rec.	TD
1971	Farmer, George	737	46	5
1970	Gordon, Dick	1,026	71	13
1969	Wallace, Bob	553	47	5
1968	Gordon, Dick	477	29	4
1967	Gordon, Dick	534	31	5
1966	Jones, Jimmie	504	28	5
1965	Morris, Johnny	846	53	4
1964*	Morris, Johnny	1,200	93	10
1963	Ditka, Mike	794	59	8
1962	Ditka, Mike	904	58	5
1961	Ditka, Mike	1,076	56	12
1960	Dewveall, Willard	804	43	5
1959	Dooley, Jim	580	41	3
1958	McColl, Bill	517	35	8
1957	Dooley, Jim	530	37	1
1956	Hill, Harlon	1,128	47	11
1955	Hill, Harlon	789	42	9
1954	Hill, Harlon	1,124	45	12
1953	Dooley, Jim	841	53	4
1952	Schroeder, Gene	660	39	6
1951	Schroeder, Gene	461	24	3
1950	Keane, Jim	433	36	0
1949	Keane, Jim	696	47	6
1948	Keane, Jim	414	30	3
1947	Keane, Jim	910	64	10
1946	McClean, Ray	348	17	2
1945	Kavanaugh, Ken	539	35	6
1944	McClean, Ray	414	19	5
1943	Clark, Harry	535	23	7
1942	McClean, Ray	571	19	8
1941	Kavanaugh, Ken	314	11	6
1940	Kavanaugh, Ken	276	12	3
1939	Plasman, Dick	403	19	3
1938	Karr, Bill	253	14	4
1937	Manske, Edgar "Eggs"	225	9	3
1936	Hewitt, Bill	358	15	6
1935	Johnsos, Luke	298	19	4
1934	Hewitt, Bill	151	10	5
1933	Hewitt, Bill	273	16	2
1932	Johnsos, Luke	321	24	2

\*Led NFL

**ANNUAL INTERCEPTION LEADERS**

Year	Player	No	Yards	Year	Player	No	Yards
2024	Stevenson, Tyrique	2	46	1979	Schmidt, Terry	6	44
	Johnson, Jaylon	2	11		Fencik, Gary	6	31
2023	Johnson, Jaylon	4	65	1978	Fencik, Gary	4	77
	Edmunds, Tremaine	4	61	1977	Ellis, Allan	6	23
	Stevenson, Tyrique	4	46	1976	Brupbacher, Ross	7	49
2022	Jackson, Eddie	4	44	1975	Clemons, Craig	2	109
2021	Bush, Deon	2	42		Plank, Doug	2	50
2021	Gipson, Tashaun	2	31		Livers, Virgil	2	40
2020	Smith, Roquan	2	16		Ellis, Allan	2	4
	Gipson, Tashaun	2	10	1974	Clemons, Craig	4	84
2019	Fuller, Kyle	3	37	1973	Lyle, Garry	5	62
2018	Fuller, Kyle	7	52	1972	Ford, Charlie	7	104
2017	Jackson, Eddie	2	82	1971	Ford, Charlie	5	46
	Callahan, Bryce	2	73	1970	Buffone, Doug	4	33
	Fuller, Kyle	2	0	1969	Taylor, Joe	3	37
2016	Porter, Tracy	2	28		Daniels, Dick	3	37
	LeBlanc, Cre'Von	2	24		Youngblood, George	3	22
2015	Fuller, Kyle	2	24	1968	McRae, Bennie	4	41
2014	Fuller, Kyle	4	81	1967	McRae, Bennie	5	94
	Mundy, Ryan	4	52		Petitbon, Richie	5	93
2013	Jennings, Tim	4	111		Taylor, Roosevelt	5	19
2012*	Jennings, Tim	9	105	1966	Petitbon, Richie	4	34
2011	Moore, D.J.	4	31	1965	Butkus, Dick	5	84
2010	Tillman, Charles	5	127	1964	Caroline, JC	2	84
	Harris, Chris	5	69		Whitsell, Dave	2	57
2009	Bowman, Zackary	6	67		Taylor, Roosevelt	2	45
2008	Payne, Kevin	4	147		McRae, Bennie	2	44
2007	Urlacher, Brian	5	101		George, Bill	2	28
2006	Manning, Jr., Ricky	5	113	1963*	Taylor, Roosevelt	9	172
	Tillman, Charles	5	32	1962	Petitbon, Richie	6	212
2005	Vasher, Nathan	8	145	1961	Whitsell, Dave	6	123
2004	Vasher, Nathan	5	177	1960	Caroline, JC	3	31
2003	Azumah, Jerry	4	44	1959	Barnes, Erich	5	67
	Tillman, Charles	4	27	1958	Sumner, Charles	6	67
2002	Brown, Mike	3	16	1957	Johnson, Jack	4	36
2001	Brown, Mike	5	81	1956	Caroline, JC	6	182
2000	Parrish, Tony	3	81	1955	Sumner, Charles	7	162
1999	Hudson, Chris	3	28	1954	Whitman, SJ	5	117
1998	Harris, Walt	4	41	1953	Kindt, Don	6	172
1997	Harris, Walt	5	30	1952	Dooley, Jim	5	30
1996	Woolford, Donnell	6	37	1951	Schroeder, Gene	5	62
1995	Woolford, Donnell	4	21	1950	Davis, Harper	5	59
1994	Woolford, Donnell	5	30	1949	McAfee, George	6	76
1993	Carrier, Mark	4	94	1948	Lujack, Johnny	8	131
	Jones, Dante	4	52	1947	Mullins, Noah	6	113
1992	Woolford, Donnell	7	67	1946	Farris, Tom	4	43
1991	Stinson, Lemuel	4	69	1945	Margarita, Bob	6	79
1990*	Carrier, Mark	10	39	1944	Grygo, Al	4	79
1989	Stinson, Lemuel	4	59	1943	Clark, Harry	5	32
1988	Jackson, Vestee	8	94	1942*	Turner, Clyde	8	96
1987	Duerson, Dave	3	0	1941	McAfee, George	6	78
1986	Richardson, Mike	7	69	1940	Clark, Harry	4	62
1985	Frazier, Leslie	6	119		Famiglietti, Gary	4	18
1984	Fencik, Gary	5	102		McAfee, George	4	50
1983	Frazier, Leslie	7	135				
1982	Schmidt, Terry	4	39				
1981	Fencik, Gary	6	121				
1980	Walterscheid, Lenny	4	84				

\*Led NFL

ANNUAL SACKS LEADERS

Year	Player	No	Yards	Year	Player	No	Yards
2024	Sweat, Montez	5.5	38.0	1996	Spellman, Alonzo	8.0	67.0
2023	Sweat, Montez	6.0	47.5	1995	Flanigan, Jim	11.0	75.0
2022	Brisker, Jaquan	4.0	27.0	1994	Armstrong, Trace	7.5	52.0
2021	Quinn, Robert	18.5	133.5	1993	Dent, Richard	13.5	90.0
2020	Mack, Khalil	9.0	64.0	1992	McMichael, Steve	10.5	66.5
2019	Mack, Khalil	8.5	80.5	1991	Dent, Richard	10.5	72.0
2018	Mack, Khalil	12.5	78.0	1990	Dent, Richard	12.0	101.0
2017	Hicks, Akiem	8.5	57.0	1989	Dent, Richard	9.0	64.0
2016	Young, Willie	7.5	43.0	1988	McMichael, Steve	11.5	95.0
2015	Houston, Lamarr	8.0	63.0	1987	Dent, Richard	12.5	94.0
2014	Young, Willie	10.0	65.0	1986	Dent, Richard	11.5	87.0
2013	Peppers, Julius	7.5	47.0	1985*	Dent, Richard	17.0	133.5
2012	Peppers, Julius	11.5	73.5	1984	Dent, Richard	17.5	140.5
2011	Peppers, Julius	11.0	60.0	1983	Hartenstine, Mike	12.0	91.5
2010	Idonije, Israel	8.0	66.5	1982	Hampton, Dan	9.0	57.0
	Peppers, Julius	8.0	54.0	1981	Page, Alan	9.0	84.0
2009	Ogunleye, Adewale	6.5	51.5		Hampton, Dan	9.0	77.0
2008	Brown, Alex	6.0	43.0	1980	Hampton, Dan	11.5	108.5
2007	Ogunleye, Adewale	9.0	57.0	1979	Osborne, Jim	10.5	79.0
2006	Anderson, Mark	12.0	102.0	1978	Page, Alan	11.5	94.0
2005	Ogunleye, Adewale	10.0	55.0	1977	Rydalch, Ron	9.5	81.0
2004	Brown, Alex	6.0	34.5	1976	Osborne, Jim	15.0	129.0
2003	Brown, Alex	5.5	33.5	1975	Chambers, Wally	14.0	105.0
2002	Colvin, Rosevelt	10.5	71.0	1974	Chambers, Wally	6.0	53.0
2001	Colvin, Rosevelt	10.5	64.0	1973	Osborne, Jim	10.0	92.0
2000	Urlacher, Brian	8.0	49.0	1972	Osborne, Jim	5.0	N/A
1999	Simmons, Clyde	7.0	49.0	1971	Holman, Willie	9.0	N/A
1998	Flanigan, Jim	8.5	55.0	1970	Holman, Willie	12.0	N/A
1997	Flanigan, Jim	6.0	51.0	*Led NFL   All sacks before 1982 are unofficial			
	Minter, Barry	6.0	35.0				

DOUBLE-DIGIT SACKS

Since sacks became an official NFL statistic in 1982, the Bears have recorded 26 double-digit sack seasons by 13 different players.

Richard Dent, the Bears franchise record holder with 124.5 career sacks, also recorded the most double-digit sack seasons in franchise history with eight. The Bears single season record was set by Robert Quinn in 2021, when he collected 18.5

CHICAGO BEARS DOUBLE-DIGIT SACK SEASONS

Player	Season	Sacks	Player	Season	Sacks	Player	Season	Sacks
1 Robert Quinn	2021	18.5	Richard Dent	1986	11.5	Steve McMichael	1992	10.5
2 Richard Dent	1984	17.5	Dan Hampton	1984	11.5	Otis Wilson	1985	10.5
3 Richard Dent	1985	17.0	Steve McMichael	1988	11.5	23 Trace Armstrong	1990	10.0
4 Khalil Mack	2018	12.5	Julius Peppers	2012	11.5	Dan Hampton	1986	10.0
			15 Jim Flanigan	1995	11.0	Steve McMichael	1984	10.0
			Julius Peppers	2011	11.0	Adewale Ogunleye	2005	10.0
			17 Rosevelt Colvin	2001	10.5			
7 Mark Anderson	2006	12.0	Rosevelt Colvin	2002	10.5			
			Richard Dent	1991	10.5			
			Richard Dent	1988	10.5			
10 Trace Armstrong	1993	11.5						

**Number of double-digit sack seasons:** Richard Dent-8, (1984-88, '90-'91 & '93); Steve McMichael-3, (1984, '88 & '92); Trace Armstrong-2, (1990 & '93); Rosevelt Colvin-2, (2001 & '02); Dan Hampton-2, (1984 & '86); Julius Peppers-2, (2011 & '12); Mark Anderson-1, (2006); Jim Flanigan-1, (1995); Mike Hartenstine-1, (1983); Robert Quinn-1, (2021); Khalil Mack-1, (2018); Adewale Ogunleye-1, (2005); Otis Wilson-1, (1985).

## ANNUAL PUNT RETURN LEADERS

Year	Player	No	Yds	Avg
2024	Carter, DeAndre	17	158	9.3
2023	Taylor, Trent	23	188	8.2
2022	Pettis, Dante	18	163	9.1
2021	Grant Sr., Jakeem	18	250	13.9
2020	Harris, Dwayne	10	81	8.1
2019	Cohen, Tarik	33	302	9.2
2018	Cohen, Tarik	33	411	12.5
2017	Cohen, Tarik	29	272	9.4
2016	Royal, Eddie	19	166	8.7
2015	Mariani, Marc	29	192	6.6
2014	Holmes, Santonio	9	50	5.6
2013	Hester, Devin	18	256	14.2
2012	Hester, Devin	40	331	8.3
2011*	Hester, Devin	28	454	16.2
2010*	Hester, Devin	33	564	17.1
2009	Hester, Devin	24	187	7.8
2008	Hester, Devin	32	198	6.2
2007	Hester, Devin	42	651	15.5
2006*	Hester, Devin	47	600	12.8
2005	Wade, Bobby	33	317	9.6
2004	McQuarters, R.W.	44	435	9.9
2003	McQuarters, R.W.	37	452	12.2
2002	Johnson, Leon	28	288	10.3
2001	Johnson, Leon	28	255	9.1
2000	Milburn, Glyn	35	300	8.6
1999	Milburn, Glyn	30	346	11.5
1998	Milburn, Glyn	25	291	11.6
1997	Hughes, Tyrone	36	258	7.2
1996	Engram, Bobby	31	282	9.1
1995	Graham, Jeff	23	183	8.0
1994	Graham, Jeff	15	140	9.3
1993	Obee, Terry	35	289	8.3
1992	Woolford, Donnell	12	127	10.6
1991	Bailey, Johnny	36	281	7.8
1990	Bailey, Johnny	36	399	11.1
1989	Green, Mark	16	141	8.8
1988	McKinnon, Dennis	34	277	8.1
1987	McKinnon, Dennis	40	405	10.1
1986	Barnes, Lew	57	482	8.5
1985	Taylor, Ken	25	198	7.9
1984	Fisher, Jeff	58	492	8.5
1983	McKinnon, Dennis	34	316	9.3
1982	Fisher, Jeff	9	65	7.2
1981	Fisher, Jeff	43	509	11.8
1980	Walterscheid, Lenny	33	239	7.2
1979	Schubert, Steve	25	238	9.5
1978	Schubert, Steve	27	229	8.5
1977	Schubert, Steve	31	291	9.4
1976	Livers, Virgil	28	205	7.3
1975	Livers, Virgil	42	456	10.9
1974	Hill, Ike	33	183	5.5
1973	Hill, Ike	36	204	5.7
1972	Smith, Ron	26	163	6.3

Year	Player	No	Yds	Avg
1971	Smith, Ron	26	194	7.5
1970	Cole, Linzy	14	83	5.9
1969	Lyle, Garry	12	78	6.5
1968	Turner, Cecil	9	19	2.1
1967	Gordon, Dick	12	82	6.8
1966	Arnett, Jon	15	58	3.9
1965	Sayers, Gale	16	238	14.9
1964	Arnett, Jon	19	188	9.9
1963	Morris, Johnny	16	164	10.3
1962	Morris, Johnny	20	208	10.4
1961	Morris, Johnny	23	155	6.7
1960	Morris, Johnny	13	75	5.8
1959*	Morris, Johnny	14	171	12.2
1958	Morris, Johnny	14	96	6.9
1957	Drzewiecki, Ron	22	64	2.9
1956	Jeter, Perry	6	66	11.0
	Smith, Ray	6	66	11.0
1955	Drzewiecki, Ron	20	100	5.0
1954	Stone, Billy	14	40	2.9
1953	Macon, Ed	17	68	4.0
1952	White, Wilford	23	117	5.1
1951	White, Wilford	14	131	9.4
1950	McAfee, George	33	284	8.6
1949	McAfee, George	24	279	11.6
1948*	McAfee, George	30	417	13.9
1947	McAfee, George	18	261	14.5
1946	Gallarneau, Hugh	10	99	9.9
1945	Margarita, Bob	7	66	9.4
1944	Grygo, Al	11	100	9.1
1943	Clark, Harry	10	158	15.8
1942	Gallarneau, Hugh	9	101	11.2
1941	McAfee, George	5	158	31.6

\*Led NFL

## ANNUAL KICKOFF RETURN LEADERS

Year	Player	No	Yds	Avg
2024	Carter, DeAndre	15	479	31.9
2023	Jones Jr., Velus	16	435	27.2
2022	Jones Jr., Velus	22	607	27.6
2021	Herbert, Khalil	27	650	24.1
2020	Patterson, Cordarrelle	35	1,017	29.1
2019	Patterson, Cordarrelle	28	825	29.5
2018	Cunningham, Benny	15	173	21.6
2017	Cohen, Tarik	26	583	22.4
2016	Thompson, Deonte	35	804	23.0
2015	Mariani, Marc	16	418	26.1
2014	Williams, Chris	24	579	24.1
2013	Hester, Devin	52	1,436	27.6
2012	Hester, Devin	24	621	25.9
2011	Hester, Devin	33	723	21.9
2010	Manning, Danieal	33	816	24.7
2009	Knox, Johnny	32	927	29.0
2008*	Manning, Danieal	36	1,070	29.7
2007	Hester, Devin	43	934	21.7
2006	Davis, Rashied	32	753	23.5
2005	Azumah, Jerry	32	705	22.0
2004	Azumah, Jerry	42	924	22.0
2003*	Azumah, Jerry	41	1,191	29.0
2002	Merritt, Ahmad	45	1,029	22.9
2001	Denson, Autry	23	534	23.2
2000	Milburn, Glyn	63	1,468	23.3
1999	Milburn, Glyn	61	1,426	23.4
1998	Milburn, Glyn	62	1,550	25.0
1997	Hughes, Tyrone	43	1,008	23.4
1996	Jackson, Jack	27	619	22.9
1995	Lewis, Nate	42	904	21.5
1994	Lewis, Nate	35	874	25.0
1993	Conway, Curtis	21	450	21.4
1992	Lewis, Darren	23	511	22.2
1991	Bailey, Johnny	16	311	19.4
1990	Bailey, Johnny	23	363	15.8
1989	Gentry, Dennis	28	667	23.8
1988	Gentry, Dennis	27	578	21.4
1987	Gentry, Dennis	25	621	24.8
1986*	Gentry, Dennis	20	576	28.8
1985	Gault, Willie	22	577	26.2
1984	Cameron, Jack	26	485	18.7
1983	Gault, Willie	13	276	21.2
1982	Watts, Rickey	14	330	23.6
1981	Williams, Dave	23	486	21.1
1980	Williams, Dave	27	666	24.7
1979	Walterscheid, Lenny	19	427	22.5
1978	Baschnagel, Brian	20	455	22.8
1977	Baschnagel, Brian	23	557	24.2
1976	Baschnagel, Brian	29	754	26.0
1975*	Payton, Walter	14	444	31.7
1974	Grandberry, Ken	22	568	25.8
1973*	Garrett, Carl	16	486	30.4
1972*	Smith, Ron	30	924	30.8

Year	Player	No	Yds	Avg
1971	Smith, Ron	26	671	25.8
1970	Turner, Cecil	23	752	32.7
1969	Sayers, Gale	14	339	24.2
1968	Turner, Cecil	20	363	18.2
1967	Sayers, Gale	16	603	37.7
1966*	Sayers, Gale	23	718	31.2
1965	Sayers, Gale	21	660	31.4
1964	Martin, Billy	24	534	22.3
1963	Bull, Ronnie	7	105	15.0
1962	Martin, Billy	25	515	20.6
1961	Bivins, Charles	25	669	26.7
1960	Galimore, Willie	12	292	24.3
1959	Morris, Johnny	17	438	25.8
1958	Morris, Johnny	16	399	24.9
1957	Drzewiecki, Ron	13	315	24.2
1956	Bingham, Don	17	444	26.1
1955	Drzewiecki, Ron	25	591	23.6
1954	Jagade, Chick	11	195	17.7
1953	Macon, Ed	13	373	28.7
1952	Macon, Ed	9	299	33.2
1951	Morrison, Fred	13	353	27.2
1950	Hunsinger, Chuck	23	343	14.9
1949	Dreyer, Fred	13	338	26.0
1948	Minini, Frank	12	370	30.8
1947	Minini, Frank	11	261	23.7
1946	Osmanski, Bill	8	203	25.4
1945	Margarita, Bob	10	155	15.5
1944	Margarita, Bob	12	279	23.3
1943	Clarke, Harry	13	326	25.1
1942	Gallarneau, Hugh	6	151	25.2
1941	McAfee, George	7	223	31.9

\*Led NFL



## ANNUAL PUNTING LEADERS

Year	Player	No	Avg	Year	Player	No	Avg
2024	Taylor, Tory	82	47.7	1970	Green, Bobby Joe	83	40.9
2023	Gill, Trenton	67	46.1	1969	Green, Bobby Joe	76	39.0
2022	Gill, Trenton	66	46.0	1968	Green, Bobby Joe	27	42.3
2021	O'Donnell, Pat	62	46.2	1967	Green, Bobby Joe	79	42.9
2020	O'Donnell, Pat	64	45.7	1966	Green, Bobby Joe	80	41.9
2019	O'Donnell, Pat	80	44.8	1965	Green, Bobby Joe	58	42.7
2018	O'Donnell, Pat	62	45.0	1964	Green, Bobby Joe	71	44.5
2017	O'Donnell, Pat	87	47.0	1963	Green, Bobby Joe	64	46.5
2016	O'Donnell, Pat	68	44.0	1962	Green, Bobby Joe	69	43.7
2015	O'Donnell, Pat	70	44.2	1961	Brown, Ed	59	42.2
2014	O'Donnell, Pat	71	43.8	1960	Brown, Ed	56	39.8
2013	Podlesh, Adam	68	40.6	1959	Brown, Ed	64	41.2
2012	Podlesh, Adam	81	42.0	1958	Brown, Ed	27	42.2
2011	Podlesh, Adam	89	43.9	1957	Brown, Ed	34	40.1
2010	Maynard, Brad	83	40.1	1956	Brown, Ed	42	39.1
2009	Maynard, Brad	77	41.4	1955	Brown, Ed	44	40.1
2008	Maynard, Brad	96	41.2	1954	Bratkowski, Zeke	39	41.0
2007	Maynard, Brad	88	41.8	1953	Morrison, Fred	65	42.6
2006	Maynard, Brad	77	44.2	1952	Morrison, Fred	64	42.3
2005	Maynard, Brad	96	41.0	1951	Morrison, Fred	57	39.0
2004	Maynard, Brad	108	42.9	1950*	Morrison, Fred	57	43.3
2003	Maynard, Brad	79	41.2	1949*	Gulyanics, George	29	47.2
2002	Maynard, Brad	87	42.3	1948	Gulyanics, George	55	44.2
2001	Maynard, Brad	87	42.6	1947*	Gulyanics, George	23	44.8
2000	Aguiar, Louie	52	38.8	1946	Luckman, Sid	33	37.4
1999	Sauerbrun, Todd	85	40.9	1945	Luckman, Sid	36	37.4
1998	Horan, Mike	64	41.3	1944	McEnulty, Doug	25	39.7
1997	Sauerbrun, Todd	95	43.5	1943	Luckman, Sid	34	35.9
1996	Sauerbrun, Todd	78	44.8	1942	Luckman, Sid	24	40.6
1995	Sauerbrun, Todd	55	37.8	1941	Luckman, Sid	13	41.1
1994	Gardocki, Chris	76	37.8	1940	Luckman, Sid	27	42.5
1993	Gardocki, Chris	80	38.5	1939	Luckman, Sid	27	43.3
1992	Gardocki, Chris	79	42.9				
1991	Buford, Maury	69	40.8				
1990	Buford, Maury	76	40.4				
1989	Buford, Maury	72	39.5				
1988	Wagner, Bryan	79	41.5				
1987	Wagner, Bryan	36	40.6				
1986	Buford, Maury	69	41.3				
1985	Buford, Maury	68	42.2				
1984	Finzer, Dave	83	40.1				
1983	Parsons, Bob	79	36.9				
1982	Parsons, Bob	58	41.3				
1981	Parsons, Bob	114	39.7				
1980	Parsons, Bob	79	40.6				
1979	Parsons, Bob	92	37.9				
1978	Parsons, Bob	96	37.0				
1977	Parsons, Bob	80	40.4				
1976	Parsons, Bob	99	37.6				
1975	Parsons, Bob	93	39.0				
1974	Parsons, Bob	90	37.8				
1973	Green, Bobby Joe	82	40.5				
1972	Green, Bobby Joe	67	41.2				
1971	Green, Bobby Joe	77	40.1				

\*Led NFL

1961-2024 (Regular Season only)

	1961	1962	1963	1964	1965	1966	1967	1968	1969	1970	1971	TOTAL
Bill Wade	8-6	9-5	11-1-2	2-8	0-2	0-0						30-22-2
Rudy Bukich		0-0	0-0	3-1	9-3	5-7-2	0-0	0-0				17-11-2
Larry Rakestraw				0-0	0-0	0-0	0-2	0-2				0-4
Jack Concannon							7-4-1	3-4	0-5	5-8	2-1	17-22-1
Virgil Carter								4-1	0-2			4-3
Bobby Douglass									1-6	1-0	3-4	continued
Kent Nix										0-0	1-3	1-3
Season Totals	8-6	9-5	11-1-2	5-9	9-5	5-7-2	7-6-1	7-7	1-13	6-8	6-8	

	1972	1973	1974	1975	1976	1977	1978	1979	1980	1981	1982	TOTAL
Bobby Douglass	4-9-1	3-9	1-2	0-1								13-31-1
Gary Huff		0-2	3-8	2-7	0-0							5-17
Bob Avellini				2-2	7-7	9-5	4-8	1-2	0-0	0-0	0-2	continued
Mike Phipps						0-0	3-1	9-1	2-4			14-6
Vince Evans						0-0	0-0	0-3	5-5	6-10	0-0	continued
Jim McMahon											3-4	continued
Season Totals	4-9-1	3-11	4-10	4-10	7-7	9-5	7-9	10-6	7-9	6-10	3-6	

	1983	1984	1985	1986	1987	1988	1989	1990	1991	1992	1993	TOTAL
Bob Avellini	0-0	0-1										23-24
Vince Evans	1-2											12-20
Jim McMahon	7-6	7-2	11-0	6-0	5-1	7-2						46-15
Steve Fuller		2-2	4-1	0-2								6-5
Rusty Lisch		0-1										0-1
Greg Landry		1-0										1-0
Mike Tomczak			0-0	7-0	4-2	4-1	5-6	1-1				21-10
Doug Flutie				1-0								1-0
Mike Hohensee					2-0							2-0
Steve Bradley					0-1							0-1
Jim Harbaugh					0-0	1-1	1-4	10-4	11-5	5-8	7-8	35-30
Peter Tom Willis								0-0	0-0	0-2	0-1	0-3
Will Furrer										0-1		0-1
Shane Matthews											0-0	continued
Season Totals	8-8	10-6	15-1	14-2	11-4	12-4	6-10	11-5	11-5	5-11	7-9	

	1994	1995	1996	1997	1998	1999	2000	2001	2002	2003	2004	TOTAL
Erik Kramer	1-4	9-7	1-3	4-9	3-5							18-28
Steve Walsh	8-3	0-0										8-3
Dave Krieg			6-6									6-6
Rick Mirer				0-3								0-3
Steve Stenstrom		0-0	0-0	0-0	1-6							1-6
Moses Moreno					0-1							0-1
Shane Matthews	0-0		0-0			3-4	3-2	2-1				8-7
Cade McNown						2-4	1-8					3-12
Jim Miller					0-0	1-2	1-1	11-2	2-6			15-11
Chris Chandler									2-5	3-3		5-8
Henry Burris									0-1			0-1
Kordell Stewart										2-5		2-5
Rex Grossman										2-1	1-2	continued
Jonathan Quinn											0-3	0-3
Craig Krenzel											3-2	3-2
Chad Hutchinson											1-4	1-4
Season Totals	9-7	9-7	7-9	4-12	4-12	6-10	5-11	13-3	4-12	7-9	5-11	
	2005	2006	2007	2008	2009	2010	2011	2012	2013	2014	2015	TOTAL
Rex Grossman	1-0	13-3	2-5	0-1								19-12
Kyle Orton	10-5	0-0	2-1	9-6								21-12
Brian Griese		0-0	3-3									3-3
Jay Cutler					7-9	10-5	7-3	10-5	5-6	5-10	6-9	continued
Todd Collins						1-0						1-0
Caleb Hanie							0-4					0-4
Josh McCown							1-1		3-2			4-3
Jason Campbell								0-1				0-1
Jimmy Clausen										0-1	0-1	0-2
Season Totals	11-5	13-3	7-9	9-7	7-9	11-5	8-8	10-6	8-8	5-11	6-10	
	2016	2017	2018	2019	2020	2021	2022	2023	2024	2025	2026	TOTAL
Jay Cutler	1-4											51-51
Brian Hoyer	1-4											1-4
Matt Barkley	1-5											1-5
Mike Glennon		1-3										1-3
Mitchell Trubisky		4-8	11-3	8-7	6-3							29-21
Chase Daniel			1-1	0-1								1-2
Nick Foles					2-5	1-0						3-5
Justin Fields						2-8	3-12	5-8				10-28
Andy Dalton						3-3						3-3
Trevor Siemian							0-1					0-1
Nathan Peterman							0-1	0-0				0-1
Tyson Bagent								2-2				2-2
Caleb Williams									5-12			5-12
Season Totals	3-13	5-11	12-4	8-8	8-8	6-11	3-14	7-10	5-12			

HISTORY

### BEARS YEAR-BY-YEAR DRAFT PICKS

#### 1936 (Feb. 8)

1. Stydahar, Joe, T, West Virginia
2. Michaels, Eddie, G, Villanova
3. Roscoe, George, B, Minnesota
4. Allman, Bob, E, Michigan State
5. Oech, Vern, T, Minnesota
6. Christopherson, Ted, B, Wash. St.
7. Smith, Dick, T, Minnesota
8. Sylvester, John, E, Rice
9. Fortmann, Dan, G, Colgate

#### 1937 (Dec. 12, 1936)

1. McDonald, Les, E, Nebraska
2. Stewart, Marv, C, LSU
3. Plasman, Dick, E, Vanderbilt
4. Hammond, Henry, E, SW (KS)
5. Conkright, Bill "Red," C, Oklahoma
6. Bjork, Del, T, Oregon
7. Friedman, J.W. "Buck," B, Rice
8. Toth, Steve, B, Northwestern
9. Guepe, Al, B, Marquette
10. Wade, Ed "Red," T, Utah State

#### 1938 (Dec. 12, 1937)

1. Gray, Joe, HB, Oregon State
2. Famiglietti, Gary, B, Boston U.
3. Zarnas, Gust, G, Ohio State
4. Masterson, Bob, E, Miami (Fla.)
5. Ramsey, Frank, G, Oregon State
6. Sims, Fletcher, B, Georgia Tech
7. Schwarz, Alex, T, San Francisco
8. Weger, John, T, Butler
9. Mickovsky, Ray, B, Case W Reserve
10. Dreher, Fred, E, Denver

#### 1939 (Dec. 8, 1938)

- 1a. Luckman, Sid, QB, Columbia (from PIT)
- 1b. Osmanski, Bill, FB, Holy Cross
2. Wysocki, John, E, Villanova
3. Delaney, Joe, T, Holy Cross
4. (to BK)
5. Heileman, Charlie, E, Iowa State
6. Dannies, Bob, C, Pittsburgh
7. Bray, Ray, G, Western Michigan
8. Wood, Walt, B, Tennessee
9. Braga, Al, B, San Francisco
10. Roise, Hal, B, Idaho
11. Bock, Ed, G, Iowa State
12. Stolf, Anton, B, Luther
13. Voigts, Bob, T, Northwestern
14. Armstrong, Ken, T, Tarkio
15. Masters, Raphael, E, Newberry
16. Sherman, Solly, B, Chicago
17. Simonich, Ed, B, Notre Dame
18. Vogeler, George, C, Oklahoma State
19. Forte, Aldo, T, Montana
20. Kircher, Everett, B, Iowa State

#### 1940 (Dec. 9, 1939)

1. Turner, Clyde "Bulldog," C/LB, Hardin-Simmons
2. Kavanaugh, Ken, E, LSU
3. Kolman, Ed, T, Temple
4. Woudenberg, John, T, Denver
5. Akin, Leonard, G, Baylor
6. Fordham, Jim, B, Georgia
7. Pool, Hampton, G, Stanford
8. Pace, Tom, B, Utah
9. Artoe, Lee, T, California
10. McCubbin, Bill, E, Kentucky
11. Clark, Harry, B, West Virginia
12. Crisci, Frank, T, Case W Reserve
13. Barnes, Sherm, E, Baylor
14. Christianson, Al, B, Knox
15. White, Wilbur, T, Bradley
16. Schlosser, Ralph, C, Gonzaga
17. Popov, John, B, Cincinnati
18. Bussey, Young, B, LSU
19. McLean, Ray, B, St. Anselm
20. Kicheski, Walt, E, Miami (Fla.)

#### 1941 (Dec. 10, 1940)

- 1a. Harmon, Tom, HB, Michigan
- 1b. Standlee, Norm, FB, Stanford
- 1c. Scott, Don, HB, Ohio State
2. Gallarneau, Hugh, B, Stanford
3. O'Rourke, Charlie, B, Boston College
4. O'Boyle, Tommy, G, Tulane
7. Federovitch, John "Ace," T, Davis & Elkins
- 8a. Hartman, Fred, T, Rice
- 8b. Rankin, Dave, E, Purdue
- 8c. Matusa, Al, C, Georgetown
9. Lahar, Hal, G, Oklahoma
10. LaLanne, Jim, B, North Carolina
11. Hardin, Jim, E, Kentucky
12. Morrow, Bob, E, Illinois Wesleyan
13. Johnson, Jim, B, Santa Clara
14. Martin, Johnny, B, Oklahoma
15. Mulkey, Jack, E, Fresno State
16. Osterman, Bob, C, Notre Dame
17. Glenn, Bill, B, Eastern Illinois
18. Hahnenstein, Ollie, B, Northwestern
19. Winterson, Alex, T, Duke
20. Odle, Jack, QB, TCU
21. Corbern, Hunter, G, Mississippi State
22. Buck, Dave, T, Colgate

#### 1942 (Dec. 22, 1941)

1. Albert, Frankie, QB, Stanford
2. Boratyn, Joe, B, Holy Cross
3. Ruby, Martin, T, Texas A&M
4. Burrus, H.C., E, Hardin-Simmons
5. Jeffries, Bob, G, Missouri
6. Maznicki, Frank, B, Boston College
7. Petty, John, B, Purdue
8. Mullins, Noah "Moon," B, Kentucky
9. Geyer, Bill, B, Colgate
10. Daniell, Jim, T, Ohio State
11. Hunt, Jack, B, Marshall
12. Gude, Henry, C, Vanderbilt
13. Krutulis, Joe, E, Miami (Fla.)
14. Abel, George, G, Nebraska
15. Edmiston, Don, T, Tennessee
16. Rast, Holt, E, Alabama
17. Jones, Edgar, B, Pittsburgh
18. Tessoroff, Bill, T, Gonzaga
19. Kissell, Adolph, B, Boston College
20. Clarkson, Stu, C, Texas A&I

#### 1943 (April 8)

1. Steuber, Bob, HB, Missouri
2. Evans, Fred, HB, Notre Dame
3. Stramm, Ed, T, Stanford
4. Palmer, Derrell, T, TCU
5. Vucinich, Milt, C, Stanford
6. Beals, Allyn, E, Santa Clara
7. Jurkovich, Jim, HB, California
8. Lamb, W.G. "Dub," E, Oklahoma
9. Hammett, Ray, QB, Stanford
10. Zikmund, Al, HB, Nebraska
11. Wood, Clark, T, Kentucky
12. Arms, Loyd, T, Oklahoma State
13. Sturdy, Lyle, FB, Wichita State
14. Tomlinson, Buddy, T, Hardin-Simmons
15. Preston, Pat, T, Wake Forest
16. Norberg, Hank, E, Stanford
17. Lyons, Pat, E, Wisconsin
18. Butler, Marion, HB, Clemson
19. Santucci, Al, C, Santa Clara
20. Johnson, Orville, G, SMU
21. Boudreau, Wally, HB, Boston College
22. Baumann, Bob, T, Wisconsin
23. Holtscher, Elwood, C, Shurtleff
24. Keller, Ben, G, Duquesne
25. Block, Charley, E, Shurtleff
26. Brannon, Ted, T, Rice
27. Wayne, Lou, E, Texas
28. Creevy, Dick, HB, Notre Dame
29. Buffington, Bill, HB, Purdue
30. Peterson, Woody, FB, Utah

#### 1944 (April 19)

1. Evans, Ray, B, Kansas
2. Smeja, Rudy, E, Michigan
3. Croft, Abe, E, SMU
4. Stanley, C.B., T, Tulsa
5. Seeley, Darwin, C, Stanford
6. Fawcett, Randall, B, Stanford
7. Morton, Jack, E, Missouri
8. Starford, Bill, C, Wake Forest
9. Houston, Lin, G, Ohio State
10. Moore, P.K., B, Vanderbilt
11. Duffey, Bill, E, Georgetown
12. Hartley, Joe, T, LSU
13. Milner, Bill, G, Duke
14. Hirsch, Ed, B, Northwestern
15. Ryckeyke, Ed, E/G, Georgia Tech
16. Plasman, Howdy, B, Miami (Fla.)
17. French, Barry, T, Purdue
18. Taylor, Paul, B, USC
19. Margarita, Bob, Brown
20. Davis, Ed, B, Oklahoma
21. Jamison, Dick, T, USC
22. Bortka, Jack, B, Kansas State
23. Ruskusky, Roy, E, St. Mary's (Calif.)
24. Franck, Harry, B, Northwestern
25. McKewan, Jack, T, Alabama
26. Mitchell, Charley, B, Tulsa
27. Boyle, Pat, G, Wisconsin
28. Pepper, Bernie, T, Missouri
29. Vogt, Karl, T, Villanova
30. Endres, Bob, G, Colgate

#### 1945 (April 6)

1. Lund, Don, B, Michigan
2. Allen, Charley, B, SMU
3. Masterson, Forrest, C, Iowa
4. Shaw, Wayne, B, SMU
5. Burgeis, Glen, T, Tulsa
6. O'Brien, Pat, T, Purdue
7. Mayther, Bill, C, Oregon
8. Poe, Bill, B, Clemson
9. Avery, Chuck, B, Minnesota
10. Boyd, Jack, B, UCLA
11. Ellsworth, Ralph, B, Texas
12. Mattioli, Frank, G, Pittsburgh
13. Gibson, Merle, E, TCU
14. Creevey, John, B, Notre Dame
15. Sacrinty, Nick, B, Wake Forest
16. Keane, Jim, C, Iowa
17. Niedziela, Bruno, T, Iowa
18. Williams, Broughton, E, Florida
19. Stickle, Walt, T, Pennsylvania
20. Livingstone, Bob, B, Notre Dame
21. Vargon, Mike, E, Kansas State
22. Wright, Charley, G, Iowa State
23. Green, Jack, G, Alabama
24. Gambino, Lu, B, Indiana
25. Jones, Ray, B, Texas
26. Hary, Bob, B, Minnesota
27. Forkovitch, Nick, B, William & Mary
28. Robinson, Don, B, Michigan
29. Johnston, Wayne, B, Marquette
30. Groves, George, C, Marquette

### 1946 (Jan. 14)

1. Lujack, Johnny, QB, Notre Dame
2. Rykovich, Julie, B, Illinois
3. Broyles, Frank, QB, Georgia Tech
4. Knotts, Ernie, G, Duke
5. Schneider, Don, B, Pennsylvania
6. Scruggs, Ted, E, Rice
7. Beard, Wendell, T, California
8. Ziegler, John, B, Colorado
9. Dropp, Walter, E, Connecticut
10. Harris, Bill, C, Auburn
11. Allen, Eddie, B, Pennsylvania
12. Bauman, Frank, E, Illinois
13. Nostrum, Reed, T, Utah
14. Chatterton, Dick, B, BYU
15. Timko, Johnny, C, Temple
16. Hazelwood, Ted, T, North Carolina
17. Johnson, Dick, C, Baylor
18. Boettcher, Art, B, Shurtleff
19. Gallagher, Tom, B, Illinois
20. Adams, Johnny, B, Denver
21. Widseth, Dean, T, Bemidji State
22. Kochins, George, T, Bucknell
23. Hoisch, Al, B, Stanford
24. Grigich, Visco, E, Santa Clara
25. Richards, Allen, B, Cincinnati
26. Tunstill, Jess, B, Kentucky
27. Smock, Ken, B, Purdue
28. Weldon, Howard, G, North Carolina
29. Cook, Johnny, B, Georgia
30. Franck, Harry, B, Northwestern

### 1947 (Dec. 16, 1946)

- 1a. Fenimore, Bob, HB, OK State (Bonus choice)
- 1b. Kindt, Don, HB, Wisconsin
2. Minini, Frank, FB, San Jose State
- 3a. Canady, Jim, HB, Texas
- 3b. Merriman, Lloyd, B, Stanford (from CHI Cards)
- 4a. Wetz, Harlan, T, Texas
- 4b. Stephens, Roger, B, Cincinnati (from PHI)
5. Moseley, Reid, E, Georgia
6. Smith, H.A., E, Mississippi
7. Eddleman, Dwight, HB, Illinois
8. Tucker, Arnold, QB, Army
9. Hatch, Larry, HB, Washington
10. Adamle, Tony, C, Ohio State
11. Fritz, Emil, G, Maryland
12. Turner, Jim, T, California
13. Goodall, Wayne, E, Oklahoma City
14. Gagne, Verne, E, Minnesota
15. Dreyer, Wally, HB, Wisconsin
16. Pupa, Walt, FB, North Carolina
17. McLellan, John, T, Montana State
18. Cromer, Bill, FB, Texas
19. Reader, Russ, HB, Michigan State
20. Batchelor, Jim, B, Texas A&M Comm.
21. Lawler, Allen, HB, Texas
22. Berlin, Gordon, C, Washington
23. Cunningham, John, E, California
24. Morris, Max, B, Northwestern
25. Morris, Bill, E, Oklahoma
26. Baumgardner, Joe, Bill, HB, Texas
27. McCarthy, Jerry, E, Pennsylvania
28. Pierce, Jack, HB, Illinois
29. Ehlers, Ed, HB, Purdue

### 1948 (Dec. 19, 1947)

- 1a. Layne, Bobby, QB, Texas (from PIT)
- 1b. Bumgardner, Max, E, Texas
2. Garrett, Dub, T, Mississippi State
3. Ramsey, Knox, G, William & Mary
4. Brugge, Bob, B, Ohio State
5. (to DET)
6. McWilliams, Tom, B, Army, Miss. St.
7. Mills, Malachi, T, Virginia Military
8. Flanagan, Dick, E, Ohio State
9. McDowell, Jim, G, William & Mary
10. Sheehan, Mel, E, Missouri
11. Scott, Dick, C, Navy
12. Cline, Ollie, B, Ohio State
13. Goode, Rob, B, Texas A&M
14. Grimenstein, Clyde, E, Purdue
15. Fallon, John, G, Notre Dame
16. Brown, Ray, B, Virginia
17. Hileman, Bob, C, California
18. Gay, Thurman, T, Oklahoma State
19. Blount, Ralph, E, Texas
20. Boone, JR, B, Tulsa
21. Duncan, Jim, E, Wake Forest
22. Gatewood, Jimmy, B, Georgia
23. Brumm, George, C, Pacific
24. Dietzel, Paul, C, Miami (OH.)
25. Clasby, Ed, B, Boston College
26. Hardison, Fred, E, Duke
27. Van Deren, Frank, E, California
28. Pietkiewicz, Al, E, San Francisco
29. Cox, Norm, B, TCU
30. Smith, Truett, B, Mississippi State

### 1949 (Dec. 21, 1948)

1. Harris, Dick, C, Texas
2. Grimes, Billy, B, OK State
3. O'Quinn, Johnny, E, Wake Forest
4. Bendrick, Ben, B, Wisconsin
5. Hoffman, John, B, Arkansas
6. Krall, Jerry, B, Ohio State
7. Jones, Wally, E, Kentucky
- 8a. Weatherly, Gerry, C, Rice (from DET)
- 8b. Wightkin, Bill, E, Notre Dame
9. Tokarczyk, Dolph, G, Penn
10. Malley, Lee, B, Vanderbilt
11. Tibbler, Jerry, B, Mississippi
12. Blanda, George, QB, Kentucky
13. Taliaferro, George, B, Indiana
14. Keily, Ernie, G, Texas-El Paso
15. Faverty, Hal, G, Wisconsin
16. Wahl, Al, T, Michigan
17. Corbisiero, John, B, Middlebury
18. Moran, Jim, B, John Carroll
19. Mitten, Bob, G, North Carolina
20. Heck, Bob, B, Pacific
21. Duncan, Jim, E, Duke
22. Bertuzzi, Dick, B, Kansas
23. Kane, Harry, C, Pacific
24. Smith, Bernie, T, Texas-El Paso
25. Marczyk, Stan, T, North Carolina

### 1950 (Jan. 21-22)

- 1a. Hunsinger, Chuck, B, Florida (from NY Bulldogs)
- 1b. Morrison, Fred, B, Ohio State
2. Dottley, John "Kayo," B, Mississippi
3. Romanick, Steve, B, Villanova
- 4a. Novak, Tom, C, Nebraska (from PIT)
- 4b. Papaleo, Dorn, G, Boston College
5. Zaleski, Ernie, B, Notre Dame
- 6a. Perricone, Gaspar, B, Northwestern (from NY Giants)
- 6b. Hansen, Wayne, C, UTEP
7. Prather, Rollin, E, Kansas State
8. Nevills, Sam, T, Oregon
- 9a. Reid, Floyd, B, Georgia (from NY Bulldogs)
- 9b. Braznell, Dick, B, Missouri
10. Wahl, Al, T, Michigan
11. Helwig, John, G, Notre Dame
12. Roof, Kenny, B, Oklahoma State
13. Dempsey, Frank, T, Florida
14. Hover, Al, G, LSU
15. Glisson, Jimmy, B, Tulane
16. Bradley, Ed, E, Wake Forest
17. Janaszek, Ray, B, Dayton
18. Andrews, Rupert, B, Stanford
19. Bye, Billy, B, Minnesota
20. Crawford, Jim, G, Mississippi
21. Angle, Bob, B, Iowa St.
22. Byler, Jim, G, North Carolina State
23. Bingham, Bill, T, Harding
24. Polenske, Walt, B, Pacific
25. Samuels, Perry, B, Texas
26. Sella, George, B, Princeton
27. Davis, Wilton, B, Hardin-Simmons
28. Kenary, Jim, B, Harvard
29. Nadherny, Fred, B, Yale
30. Markert, Allen, T, Minnesota

### 1951 (Jan. 18-19)

- 1a. Williams, Bob, QB, Notre Dame (from BAL)
- 1b. Stone, Billy, B, Bradley (from NY Yanks)
- 1c. Schroeder, Gene, E, Virginia
2. George, Bill, T, Wake Forest
3. White, Wilford, B, Arizona State
- 4a. Moser, Bob, C, Pacific
- 4b. Jelley, Tom, E, Miami (Fla.) (from NYG)
5. Rowland, Brad, B, McMurry
6. Falkenberg, Herb, B, Trinity (TX.)
7. Lea, Paul, T, Tulane
8. Mayes, Clair, G, Oklahoma
9. Gregus, Bill, B, Wake Forest
10. Sherrill, J.W., B, Tennessee
11. Hardiman, Tom, B, Georgetown
12. Hairston, Lawrence, T, Nev.-Reno
13. Wright, Charley, B, West Texas State
14. Woods, Bailey, B, Abilene Christian
15. Hall, Sid, C, Pacific
16. Volm, Frank, E, Marquette
17. Dufek, Don, B, Michigan
18. Brown, Chuck, G, Illinois
19. Lisak, Ed, B, Oklahoma
20. Smith, Larry, C, South Carolina
21. Higgins, Larry, B, Fordham
22. Hanson, Bob, G, Montana
23. Hlavac, Rene, T, Neb.-Omaha
24. Dokas, Pete, E, Mansfield
25. Miller, Johnny, B, Northwestern
26. Rogers, Buddy, B, Arkansas
27. Taylor, Jerry, C, Wyoming
28. Campbell, Leon, B, Arkansas\*
29. Justice, John, G, Santa Clara
30. Butler, Charley, E, Geo. Washington

\* Selected from disbanded Baltimore franchise

### 1952 (Jan. 17)

1. Dooley, Jim, B, Miami (Fla.)
2. Macon, Eddie, B, Pacific
3. McColl, Bill, E, Stanford
4. Clark, Herman, T, Oregon State
- 5a. Hoffman, Jack, E, Xavier (OH) (from PIT)
- 5b. Williams, Fred, T, Arkansas
6. Brown, Ed, QB, San Francisco
7. Fortunato, Joe, B, Mississippi State
- 8a. Bishop, Bill, T, N Texas St. (from PIT)
- 8b. Jurney, Billy, E, Arkansas
9. Cross, Bobby, T, S. F. Austin (to GB)
11. Miller, Bill, B, Wake Forest
12. Kozar, Andy, B, Tennessee
13. Athan, Rich, B, Northwestern
14. Galloway, Gale, C, Baylor
15. Kazmaier, Dick, B, Princeton
16. Spears, Bob, FB, Yale
17. Carroll, John, T, Houston
18. O'Connell, Tommy, QB, Illinois
19. Reidenbach, Ken, T, Drake
20. Lesane, Jimmy, B, Virginia
21. Daffer, Ted, G, Tennessee
22. Gregory, Dick, B, Minnesota
23. Nestor, Paul, T/E, Maryland
24. Mundinger, Dick, T, Minnesota
25. Stoddard, Bob, T, Utah State
26. McElroy, Buckley, FB, S. Mississippi
27. Reid, Bob, B, Baylor
28. Scioscia, Karney, FB, Maryland
29. Riggs, Teddy, B, Rice
30. Shemonski, Bob, HB, Maryland

### 1953 (Jan. 22)

1. Anderson, Billy, B, Compton J.C.
2. Bratkowski, Zeke, QB, Georgia
3. Rowekamp, Bill, B, Army, Missouri
4. Koch, Joe, B, Wake Forest
5. Jones, Stan, T, Maryland
- 6a. DeCarlo, Art, B, Georgia
- 6b. Gilbert, Kline, T, Mississippi (from SF)
- 7a. McElroy, Buckley, B, S. Mississippi (from WAS)
- 7b. Bingham, Don, B, Sul Ross
8. Kreamcheck, John, T, William & Mary
9. Ashley, Bruno, T, Texas A&M Comm.
10. Moore, Jimmy, B, Florida A&M
- 11a. Slowey, Jim, C, Georgetown
- 11b. Charney, Ralph, B, Kentucky (from PIT)
12. Lawrence, Jim, T, Duke
13. Strickland, Larry, C, North Texas St.
14. Carl, Harland, B, Wisconsin
15. Jecha, Ralph, G, Northwestern
16. Hatley, John, T, Sul Ross
17. Beal, Bob, E, California
18. Shirley, Jim, B, Clemson
19. Byrus, Bill, T, Iowa State
20. Mahin, Tom, T, Purdue
21. Martin, Wayne, E, TCU
22. Wood, Wayne, T, Memphis State
23. Mask, Jim, E, Mississippi
24. Hatcher, Paul, C, Arkansas City J.C.
25. Pickard, Clyde, G, Wake Forest
26. Evans, Bob, T, Pennsylvania
27. Wahlm, Marvin, B, Arizona State
28. Caldwell, Jim, T, Tennessee State
29. Lewis, Jack, E, Wake Forest
30. Brehany, Bill, QB, VMI

### 1954 (Jan. 28)

1. Wallace, Stan, HB, Illinois
2. Casares, Rick, FB, Florida
3. Meadows, Ed, T, Duke
4. Paterra, Fran, B, Notre Dame
5. Griffis, Bob, G, Furman
6. Hudson, John, G, Rice
7. Cecere, Ralph, B, Villanova
8. Garlington, Tom, T, Arkansas
9. Giel, Paul, B, Minnesota
10. Andrews, D.C., E, Hardin-Simmons
11. Wallin, Ron, B, Minnesota
12. Faragalli, Joe, G, Villanova
13. Seaholm, Julius, G, Texas
14. Miller, Ken, FB, Illinois
15. Hill, Harlon, E, N Alabama
16. Lindley, Earl, B, Utah State
17. Woodard, Lou, C, Sam Houston State
18. Moore, McNeil, B, Sam Houston State
19. Lum, Jim, T, Louisiana Tech
20. Ladd, Jim, E, Bowling Green
21. Cleere, Sonny, T, Abilene Christian
22. Sumner, Charlie, B, William & Mary
23. Lee, Herman, T, Florida A&M
24. Jarrett, Bill, B, West Virginia
25. Feamster, Tom, E, Florida State
26. Petroka, Lou, B, Boston University
27. Oniskey, Dick, C, Tenn.-Chattanooga
28. Underwood, P.W., G, Mississippi St.
29. Beale, Alvin, QB, Trinity (TX.)
30. Haluska, Jim, B, Wisconsin

### 1955 (Jan. 27-28)

1. Drzewiecki, Ron, HB, Marquette
2. Watkins, Bobby, HB, Ohio State
3. (to CLE)
4. O'Malley, Joe, E, Georgia
5. Kendall, Leland, T, Oklahoma State
- 6a. Shannon, Dan, E, Notre Dame (from WAS)
- 6b. Mosley, Henry, HB, Morris Brown
7. Sturgess, Bruce, HB, William & Mary
8. Verkerk, Gene, T, North Texas State
9. Lavery, Jim, HB, Scranton
10. Allen, John, E, Arizona State
11. Redfield, Tom, E, Delaware
12. Bratt, Clarence, HB, Wisconsin
13. Cash, Norm, HB, Sul Ross
14. Nickla, Ed, G, Tennessee
15. Smith, J.D., FB, N Carolina A&T
16. (to CHI Cardinals)
17. Harrison, Mel, C, Sam Houston State
18. Roach, Claude, G, TCU
19. Jones, Allen, B, Baylor
20. James, Joe, T, Howard Payne
21. Hall, Choyce, C, Midwestern State
22. Allison, Carl, B, Oklahoma
23. Barger, Jerry, B, Duke
24. Young, Joe, E, Marquette
25. Dees, Charlie, T, Tyler J.C.
26. Jeter, Perry, HB, Cal Poly-SLO
27. Kinley, Joel, G, Tennessee
28. Wright, Charley, E, Pr. View A&M
29. Klein, Dick, T, Iowa
30. Fouts, Jerry, HB, Midwestern St.

### 1956 (Nov. 29, 1955 & Jan. 12, 1956)

1. Schriever, Menan, Tex., E, Texas
2. Brackett, M.L., T, Auburn
3. (to CLE)
4. Melleskas, John, T, Arizona
5. Galimore, Willie, B, Florida A&M
6. (to CLE)
7. Caroline, J.C., B, Illinois
8. Klawitter, Dick, C, South Dakota St.
9. Vargo, Ken, C, Ohio State
10. Lucas, Dick, E, Boston College
11. Jankans, John, E, Arizona State
12. Cruze, Buddy, E, Tennessee
13. Grogg, Dick, G, Minnesota
14. Graham, Milt, E, Colgate
15. Fitzgerald, Dick, FB, Notre Dame
16. Brown, Ray, B, Florida
17. Adams, Tom, E, UCLA
18. Payton, Earl, B, Pr. View A&M
19. Smith, John, B, UCLA
20. Maxime, Charley, G, Auburn
21. Waddell, Jimmy, B, Compton J.C.
22. Billings, Joe, T, Memphis State
23. Holt, Lou, E, Howard Payne
24. Castete, Jess, B, McNeese State
25. Hentschel, Jerry, T, Sam Houston St.
26. Orr, Don, B, Vanderbilt
27. Buchanan, Waylon, E, Texas A&M Comm.
28. Alexander, Bob, B, Trinity (CT)
29. Kriemeyer, Billy, B, Vanderbilt
30. Buckler, Jim, G, Alabama

### 1957 (Nov. 27, 1956 & Jan. 31, 1957)

1. Leggett, Earl, T, LSU
2. Swink, Jim, B, TCU
3. Knox, Ronnie, QB, UCLA
4. Johnson, Jack, B, Miami (Fla.)
5. Zucco, Vic, B, Michigan State
6. Dickinson, Bo, B, S. Mississippi
7. DeLuca, Jerry, T, Mid Tennessee St.
- 8a. Ward, Al, B, Yale (from PIT)
- 8b. Kilcullen, Bob, T, Texas Tech
9. Brown, Bill, G, Syracuse
10. Murphy, Bill, E/B, Fresno State
11. Hampton, Roger, B, McNeese State
12. Sorenson, Larry, T, Utah State
13. Williams, Don, B, Texas Tech
14. Schmidt, Bob, B, Memphis State
15. Hosek, Tony, E, West Virginia
16. Heuring, Ed, E, Maryland
17. Heine, Don, E, Murray State
18. Wharton, Al, G, Maryland
19. Hermisen, Lee, B, Marquette
20. Frazier, Al, B, Florida A&M
21. Janes, Jerry, E, LSU
22. Dalzell, Tom, T, Virginia Tech
23. Peroyea, Don, T, SE Louisiana
24. Lutterbach, Ken, B, Evansville
25. Ryan, Joe, C, Villanova
26. Harris, Gehrig, B, Grambling
27. Brown, Nick, G, Fresno State
28. Emerson, Tom, G, Oklahoma
29. Caraway, Donnie, B, Houston
30. Wesley, Sam, B, Oregon State

### 1958 (Dec. 2, 1957 & Jan. 28, 1958)

- Howley, Chuck, G. West Virginia
- Dewveall, Willard, E. SMU
- 3a. Cooke, Ed, E. Maryland
- 3b. Healy, Don, T. Maryland (from CLE)
- Barnes, Erich, B. Purdue
- Jewett, Bob, E. Michigan State
- Douglas, Merrill, B. Utah
- Bentley, Gene, B. Texas Tech
- Rutsch, Ed, T. George Washington
- Anderson, Ralph, E. Cal St.-LA
- Lewis, Aubrey, B. Notre Dame
- Cinelli, Rocco, T. Wisconsin
12. Morris, Johnny, FL, Cal-Santa Barbara
13. (to NYG)
14. Melnik, Bill, T. Army
15. Harryman, Jim, B. Compton J.C.
16. Pleger, Ken, T. Capital
17. Eaton, Dick, C. Richmond
18. Dupler, Phil, B. Duke
- 19a. Roehnel, Bill, G. Bradley (from GB)
- 19b. Chancey, Bill, E. West Virginia
20. Rutledge, Les, T. Michigan State
21. Miller, Bill, T. NM Highlands
22. Carter, Al, B. Tennessee
23. Daw, Ken, B. Sam Houston State
24. Moon, Russ, T. Virginia Tech
25. Barron, Bob, C. St. Norbert
26. Lyles, Bob, B. Memphis State
27. Napolski, Ben, E. Northwestern
28. Main, Wilbur, B. Maryland
29. Hakes, Glen, G. New Mexico
30. Hallum, Bobby, QB, Mid Tennessee St.

### 1959 (Dec. 2, 1958)

- Clark, Don, B. Ohio State
- Petitbon, Richie, QB, Tulane
- Johnson, Pete, B. VMI
- (to LAR)
- Adams, John, B. Cal St.-LA
- Cole, Fred, G. Maryland
7. Tucker, Jim, E. Tenn-Chatt. (from PHI)
- 8a. Clark, Dick, B. Baylor
- 8b. Smith, Willie, T. Michigan (from NYG)
9. Youmans, Maury, T. Syracuse
10. Coronado, Bobby, E. Pacific
11. Gray, Ed, T. N Texas State
12. Rowland, Justin, E. TCU
13. Jones, Gene, B. Rice
14. Robb, Joe, T. TCU
15. LeClerc, Roger, C. Trinity (Conn.)
16. Redding, Don, T. North Carolina
17. Neal, Willie, B. Jackson State
18. Asbury, Ken, B. Missouri Valley
19. Plain, Chris, T. Stanford
20. Carcatera, Tony, E. Elon
21. Stone, Donnie, B. Arkansas
22. Rubal, Lennie, B. William & Mary
23. Halter, Bob, T. NW Missouri State
24. Spain, Bob, T. Baylor
25. Huhn, Tom, C. St. Joseph's (Ind.)
26. Kunde, Bob, T. Capital
27. Aveni, John, E. Indiana
28. Williams, Bob, E. Notre Dame
29. Southern, Eddie, E. Texas
30. Jackson, Cliff, B. No. Car. Central

### 1960 (Nov. 30, 1959)

- Davis, Roger, G. Syracuse
- (to WAS)
- Meredith, Don, QB, SMU
- Martin, Billy, B. Minnesota
5. Norman, Dick, QB, Stanford
6. Kovac, Ed, B. Cincinnati
7. Bivins, Charley, B. Morris Brown
8. Manning, Pete, E. Wake Forest
9. Kirk, Ken, C. Mississippi
10. (to PIT)
- 11a. Fanning, Stan, T. Idaho (from PHI)
- 11b. Shaw, Glenn, HB, Kentucky
12. Budrewicz, Tom, T. Brown
13. Spada, Bob, E. Duke
14. Sorey, Jim, T. Texas Southern
15. Lashua, Warren, B. Whitworth
16. Farrington, John, E. Prairie View A&M
17. Hanna, Jim, E. USC
18. King, Claude, B. Houston
19. Roberts, Lloyd, T. Georgia
20. Coia, Angelo, B. USC

### 1961 (Dec. 27-28, 1960)

1. Ditka, Mike, E. Pittsburgh
2. Brown, Bill, B. Illinois
3. Gibson, Claude, B. N.C. State
4. Ladd, Ernie, T. Grambling
5. Lincoln, Keith, B. Washington State
6. Fleming, George, B. Washington
7. Pyle, Mike, C. Yale
8. Ryan, Ed, B. Michigan State
9. Bethune, Bob, B. Mississippi State
10. Harness, Jason, E. Michigan State
11. Fewell, Sam, T. South Carolina
12. Dyer, Howard, QB, Va. Military
13. McLeod, Bob, E. Abilene Christian
14. Tyrer, Jim, T. Ohio State
15. Linning, Chuck, T. Miami (Fla.)
16. Frazier, Wayne, C. Auburn
17. Barfield, Rossie, E. No. Car. Central
18. Finn, John, T. Louisville
19. Charles, Ben, QB, South Carolina
20. Mason, Gordon, B. Tennessee Tech

### 1962 (Dec. 4, 1961)

1. Bull, Ronnie, B. Baylor
- 2a. Brock, Clyde, T. Utah St. (from PIT)
- 2b. McRae, Bennie, B. Michigan
- 3a. Bates, Jim, E. USC (from DAL)
- 3b. Hull, Bill, E. Wake Forest
4. Cadile, Jim, T. San Jose State
- 5a. Burton, Mac, E. San Jose State (from WAS)
- 5b. Tunnicliff, Bill, FB, Michigan
6. (to PHI)
7. O'Bradovich, Ed, E. Illinois
- 8a. Reynolds, Ed, T. Tulane
- 8b. Onesti, Larry, C. Northwestern (from NYG)
9. Winston, Kelton, HB, Wiley
10. Weaver, LeRoy, B. Adams State
11. Robinson, Jerry, HB, Grambling
12. Watts, Bill, T. Miami (Fla.)
13. Perkowski, Joe, B. Notre Dame
14. Von Sonn, Andy, C. UCLA
15. Martin, Kent, T. Wake Forest
16. Nelson, John, C. Xavier (OH.)
17. Glass, Glenn, HB, Tennessee
18. Neck, Tommy, B. LSU
19. Kellum, Bill, T. Tulane
20. Roberts, Jack, T. Ohio State

### 1963 (Dec. 3, 1962)

- 1a. (to LAR)
- 1b. Behrman, Dave, C. Michigan State (from PIT)
- 2a. Barnett, Steve, T. Oregon (from DAL)
- 2b. Jencks, Bob, E. Miami (OH.)
3. Glueck, Larry, DB, Villanova
- 4a. Sanders, Stan, E. Whittier (from SF)
- 4b. Mitchell, Charley, HB, Washington (from PIT)
- 4c. (to BAL)
5. (to SF)
- 6a. Johnson, John, T. Indiana (from PIT)
- 6b. Mathieson, Dave, QB, Washington St.
7. Underhill, Paul, B. Missouri
8. Harmon, Dennis, DB, So. Illinois
- 9a. Day, Monte, T. Fresno St. (from DAL)
- 9b. Watson, Dave, LB, Georgia Tech
10. Hoerster, Ed, LB, Notre Dame
11. Tullis, James, DB, Iowa A&M
12. Drummond, Dick, B. G. Washington
13. Szumczyk, John, FB, Trinity (Conn.)
14. Banks, Gordon, B. Fisk
15. Dente, Bob, C/LB, Miami (Fla.)
16. Caylor, Lowell, DB, Miami (OH.)
17. Sisk, John, B. Miami (Fla.)
18. Salsbaugh, Jeff, E. Indiana
19. Yakusick, Bob, DB, Rutgers
20. Gregory, John, E. Baldwin-Wallace

### 1964 (Dec. 2, 1963)

1. Evey, Dick, T. Tennessee
- 2a. (to PIT)
- 2b. Martin, Billy, E. Georgia Tech (from LAR)
- 3c. Crain, Pat, HB, Clemson (from PIT)
3. Blanks, Sid, HB, Texas A&M
- 4a. Budka, Frank, HB, Notre Dame
- 4b. Reilly, Mike, LB, Iowa (from MIN)
5. Conners, Dan, T. Miami (Fla.)
6. Jones, Jimmy, E. Wisconsin
7. Logan, Chuck, E. Northwestern
8. Rakestraw, Larry, QB, Georgia
9. Wilkinson, Jay, HB, Duke
10. Brown, Mike, B. Delaware
11. Leeuwenberg, Dick, T. Stanford
12. Horton, Bob, FB, Boston University
13. Webb, Cloyd, E. Iowa
14. Francisco, Kent, T. UCLA
15. Burman, George, T. Northwestern
16. Butler, Roderick, HB, E. Illinois
17. Kasapis, Constantinos, T. Iowa
18. Batts, Bob, HB, Texas Southern
19. Whitehead, Jim, T. Georgia
20. Niglio, Dick, FB, Yale

### 1965 (Nov. 28, 1964)

- 1a. Butkus, Dick, LB, Illinois (from PIT)
- 1b. Savers, Gale, HB, Kansas
- 1c. DeLong, Steve, T. Tennessee (from WAS)
2. (to CLE)
3. (to CLE)
4. Nance, Jim, FB, Syracuse
5. (to LAR)
6. Carey, Tony, HB, Notre Dame
- 7a. Gordon, Dick, HB, Michigan State
- 7b. Sutton, Mickey, B. Auburn (from WAS)
8. Schweda, Brian, T. Kansas
9. Ambrusko, Ken, B. Maryland
10. Murphy, Dennis, T. Florida
11. Cornish, Frank, T. Grambling
12. Cox, Steve, T. South Carolina
13. Daniels, Dave, T. Florida A&M
14. Pivec, Dave, E. Notre Dame
15. Robinson, Art, B. Cal St.-LA
16. Pitts, Frank, E. Southern
17. LaFramboise, Tom, QB, Louisville
18. Schwager, Mike, T. Northwestern
19. Bobich, Lou, K. Michigan State
20. Kurek, Ralph, FB, Wisconsin

### 1966 (Nov 27, 1965)

1. Rice, George, T, LSU
2. Brown, Charlie, DB, Syracuse
3. Pickens, Bob, T, Nebraska
- 4a. Jackson, Randy, T, Florida (from PIT)
- 4b. Buffone, Doug, LB, Louisville
5. (to MIN)
- 6a. Brewster, Dennis, T, BYU (from WAS)
- 6b. McRae, Franklin, DT, Tennessee State
7. Myer, Ron, QB, South Dakota State
8. McFalls, Doug, DB, Georgia
9. Greenlee, Fritz, E, Arizona
10. Burnett, Bobby, HB, Arkansas
11. Owens, Terry, E, Jacksonville State
12. Page, Wayne, DE, Clemson
13. Becker, Wayne, T, Montana
14. Buckner, Mike, DB, Northwestern
15. Kollman, Jim, G, Oregon
16. Senkbeil, Lynn, LB, Nebraska
17. Gentry, Curtis, DB, Mod-E Shore
18. Kines, Charley, T, Michigan
19. Haberer, Roger, HB, Eastern Illinois
20. Sellers, Goldie, HB, Grambling

### 1967 (March 14)

1. Phillips, Loyd, DE, Arkansas
2. Jones, Bob, DB, San Diego State
3. Lyle, Gary, HB, George Washington
- 4a. Dodd, Al, DB, Nwstern St. (La.)
- 4b. Greenlee, Tom, DB, Washington (from LAR)
5. Alford, Bruce, K, TCU
- 6a. Carter, Virgil, QB, BYU
- 6b. Kriewald, Doug, G, West Texas State
7. Truitt, John, E, Indiana State
- 8a. Murphy, Roger, E, Northwestern
- 8b. Griffin, Jerry, LB, SMU
9. Cass, Greg, C, Washington
10. (to WAS)
11. Mayo, Earl, HB, Morgan State
12. Green, Bruce, E, Midland Lutheran
13. Carstens, Kaye, DB, Nebraska
14. Nesbitt, Lynn, G, Wake Forest
15. Oakes, Terry, DE, San Francisco State
16. Rogers, Bill, DB, Weber State
17. Myers, Jack, LB, Western State (Col.)

### 1968 (Jan 30-31)

1. Hull, Mike, RB, USC
2. Wallace, Bob, E, Texas-El Paso
- 3a. Hazeltin, Major, DB, Florida A&M (from ATL)
- 3b. (to DAL)
4. Mass, Wayne, T, Clemson
- 4b. Bush, Alan, G, Mississippi (from LAR)
5. Turner, Cecil, FL, Cal Poly-SLO
6. Schmedding, Jim, C, Weber State
7. Holman, Willie, DE, South Carolina St.
8. Bell, Wayne, RB, Lenior-Rhnye
9. Moore, Sam, T, Miss. Valley State
10. Davis, Fred, G, Doane
11. Coady, Rich, TE, Memphis State
12. Valle, Emilio, LB, New Mexico
13. Dearion, Willie, FL, Pr. View A&M
14. Gargus, Harold, DT, New Mexico State
15. Jaeger, Rich, C, Gustavus Adolphus
16. Murphy, Jim, K, Utah State
17. Layton, Gene, DT, Colorado State

### 1969 (Jan 28-29)

1. Mayes, Rufus, T, Ohio State
2. Douglass, Bobby, QB, Kansa
3. Montgomery, Ross, RB, TCU
4. Redmond, Rudy, DB, Pacific
5. Winegardner, Jim, TE, Notre Dame
6. Nicholson, Bill, DE, Stanford
7. Copeland, Ron, FL, UCLA
8. Hubbell, Webb, G, Arkansas
9. Aluise, Joe, RB, Arizona
10. Pearson, Ron, TE/LB, Maryland
11. Campbell, Sam, DT, Iowa State
12. Hale, Dave, DE, Ottawa
13. Quinn, Tom, DB, Notre Dame
14. Ehrig, Ronnie, DB, Texas
15. Coble, Bob, P, Kansas State
16. Stydahar, Dave, G, Purdue
17. Long, Bob, SE, Texas A&M

### 1970 (Jan. 27-28)

1. (to GB)
2. (to DAL)
3. Farmer, George, WR, UCLA
- 4a. Larson, Lynn, T, Kansas State
- 4b. Brupbacher, Ross, LB, Texas A&M (from LAR)
5. (to NO)
- 6a. Cutburth, Bobby, QB, Oklahoma St.
- 6b. Curchin, Jeff, T, Florida State (from STL)
7. (to PHI)
8. Stephenson, Dana, DB, Nebraska
9. Cole, Linzy, WR, TCU
10. Holloway, Glen, G, North Texas State
11. Rose, Ted, TE, N Michigan
12. Davis, Butch, DB, Missouri
13. Gunn, Jimmy, DB, USC
14. Morgan, Jim, WR, Henderson State
15. Abraira, Phil, DB, Florida State
16. Helterbran, Bob, G, North Texas St.
17. Brunson, Joe, DT, Furman

### 1971 (Jan. 28-29)

1. Moore, Joe, RB, Missouri
- 2a. Harrison, Jim, RB, Missouri (from NO)
- 2b. Ford, Charles, DB, Houston
- 3a. McGee, Tony, DE, Bishop
- 3b. Newton, Bob, T, Nebraska (from LAR)
4. Moore, Jerry, DB, Arkansas
5. (to SF)
6. Thomas, Earl, TE, Houston (from BUF)
- 7a. Lee, Buddy, QB, LSU
- 7b. Ferris, Dennis, RB, Pittsburgh (from LAR)
8. Weiss, Karl, T, Vanderbilt
9. McClain, Lester, WR, Tennessee
10. Rowden, Larry, LB, Houston
11. Hardy, Cliff, DB, Michigan State
12. Booras, Steve, DE, Mesa J.C.
13. Nicholas, Ed, T, N Carolina State
14. Lewis, Willie, RB, Arizona
15. Maciejowski, Ron, QB, Ohio State
16. Bailey, Sid, DE, Texas-Arlington
17. Garganes, Ray, LB, Millersville

### 1972 (Feb 1-2)

- 1a. Antoine, Lionel, T, Southern Illinois (from NYG)
- 1b. Clemmons, Craig, DB, Iowa
2. (to PHI)
3. Musso, Johnny, RB, Alabama
4. (to LA Rams)
5. Parsons, Bob, TE, Penn State
- 6a. Pifferini, Bob, LB, UCLA (from CIN)
- 6b. (to GB)
- 7a. Fassel, Jim, QB, Long Beach State
- 7b. Osborne, Jim, DT, Southern (from DAL)
8. Wirtz, Ralph, WR, North Dakota St.
9. Horton, Larry, DE, Iowa
10. Turnbull, Jack, C, Oregon State
11. Wimberly, Ed, DB, Jackson State
12. Neill, Doug, RB, Texas A&M
13. Rood, Jay, T, South Dakota-S'field
14. Brown, Bob, WR, Rice
15. Lawson, Roger, RB, W. Michigan
16. McKinney, Bill, LB, West Texas State
17. Dickinson, LeVerne, DB, Southern

### 1973 (Jan. 30-31)

1. Chambers, Wally, DE, E. Kentucky
- 2a. Huff, Gary, QB, Florida State
- 2b. Hrivnak, Gary, DT, Purdue (from DAL)
3. (to DET)
4. (to BAL)
- 5a. Ellis, Allan, DB, UCLA (from PHI)
- 5b. (to SF)
6. Creaney, Mike, TE, Notre Dame
7. (to LAR)
8. Graham, Conrad, DB, Tennessee
9. Deutsch, Mike, RB, North Dakota
10. Barry, Bill, WR, Mississippi
11. Seigler, Ed, K, Clemson
12. Griffin, Mike, G, Arkansas
13. Cieszkowski, John, RB, Notre Dame
14. Juenger, Dave, WR, Ohio University
15. Rives, Dion, LB, Texas Tech
16. Hart, Bill, C, Michigan
17. Roach, Larry, DB, Oklahoma

### 1974 (Jan. 29-30)

- 1a. Bryant, Waymond, LB, Tennessee St.
- 1b. Gallagher, Dave, DL, Michigan (from WAS)
2. (to NE)
- 3a. Wheeler, Wayne, WR, Alabama (from SD)
- 3b. Horton, Greg, G/T, Colorado
- 3c. Taylor, Cliff, RB, Memphis State (from NE)
4. (to PIT)
5. (to PHI)
6. (to GB)
7. Ettinger, Jack, WR, Arkansas
- 8a. Chadwick, Alan, QB, E. Tennessee St.
- 8b. Grandberry, Ken, RB, Wash. St. (from NE)
9. (to MIA)
10. (to CLE)
11. Hodgins, Norm, DB, LSU
12. Sevy, Jeff, DT, California
13. Barnes, Joe, QB, Texas Tech
14. Vellano, Paul, DT, Maryland
15. Alexander, Oliver, TE, Grambling
16. Geist, Randy, DB, Colorado
17. Holland, Craig, QB, Texas-Arlington

### 1975 (Jan. 28-29)

1. Payton, Walter, RB, Jackson State
2. Hartenstein, Mike, DE, Penn State
3. (to BAL)
4. Livers, Virgil, DB, Western Kentucky
- 5a. (to WAS)
- 5b. Sorey, Revie, G, Illinois (from NO)
- 6a. Avellini, Bob, QB, Maryland
- 6b. Hicks, Tom, LB, Illinois (from LA Rams)
- 7a. (to BAL)
- 7b. Douthitt, Earl, DB, Iowa (from WAS)
- 8a. (to BAL via DEN)
- 8b. Harris, Joe, LB, Georgia Tech (from NE)
9. Stillwell, Roger, DT, Stanford
- 10a. (to MIA)
- 10b. Julius, Mike, G, St. Thomas (Minn.) (from LAR)
11. Dean, Mike, K, Texas
12. Plank, Doug, DB, Ohio State
13. McDaniel, Charles, RB, La. Tech
14. Hartfield, Walter, RB, SW Texas St.
15. Marcantonio, Steve, WR, Miami (Fla.)
16. Beckman, Witt, WR, Miami (Fla.)
17. Harper, Roland, RB, Louisiana Tech

### 1976 (April 8-9)

- 1a. Lick, Dennis, T, Wisconsin (from GB)
- 1b. (to DET)
2. (to PIT)
- 3a. Baschnagel, Brian, WR, Ohio State (from NE)
- 3b. (to DET)
- 4a. Sciarra, John, DB, UCLA
- 4b. Rhodes, Wayne, DB, Alabama (from DET)
5. (to BAL)
- 6a. Jiggetts, Dan, T, Harvard (from CLE)
- 6b. Choice forfeited
7. Muckensturm, Jerry, LB, Arkansas St.
8. (to OAK)
9. (to PHI)
10. (to WAS)
11. Andersen, Norm, WR, UCLA
12. O'Leary, John, RB, Nebraska
13. Kasowski, Dale, RB, North Dakota
14. Cuie, Ron, RB, Oregon State
15. Meyers, Jerry, DT, Northern Illinois
16. Parker, Ronald, TE, TCU
17. Malham, Mike, LB, Arkansas State

### 1977 (May 3-4)

1. Albrecht, Ted, T, California
2. Spivey, Mike, DB, Colorado
- 3a. Earl, Robin, RB, Washington (from NYG)
- 3b. (to MIA)
4. (to PIT)
5. (to OAK)
- 6a. Evans, Vince, QB, USC (from TB)
- 6b. (to PHI)
7. Butler, Gerald, WR, Nicholls St.
8. (to NY Jets)
9. Buonamici, Nick, DT, Ohio State
10. Breckner, Dennis, DE, Miami (Fla.)
11. Zelencik, Connie, C, Purdue
12. Irvin, Terry, DB, Jackson State



### 1978 (May 2-3)

1. (to LA Rams)
2. (to SF)
3. Shearer, Brad, DT, Texas
4. (to KC)
5. (to CIN)
- 6a. Skibinski, John, RB, Purdue (from KC)
- 6b. Jeremia, Mekeli, DE, BYU
7. Jones, Herman, WR, Ohio State
8. Freitas, George, TE, California
9. Martin, Mike, LB, Kentucky
10. Zambiasi, Ben, LB, Georgia
11. Underwood, Walt, DE, USC
12. Sibley, Lew, LB, LSU

### 1979 (May 3-4)

- 1a. Hampton, Dan, DT, Arkansas (from TB)
- 1b. Harris, Al, DE, Arizona State
2. Watts, Rickey, WR, Tulsa
3. McClendon, Willie, RB, Georgia
4. (to CIN)
5. (to DAL)
6. Sullivan, John, LB, Illinois
7. Kunz, Lee, LB, Nebraska
8. Moss, Rick, DB, Purdue
9. Heavens, Jerome, RB, Notre Dame
10. Restic, Joe, DB, Notre Dame
11. Wright, Bob, T, Cincinnati
12. Becker, Dave, DB, Iowa

### 1980 (April 29-30)

1. Wilson, Otis, LB, Louisville
2. Suhey, Matt, RB, Penn State
3. (to DAL)
4. Thompson, Arland, G, Baylor
5. Tabor, Paul, C, Oklahoma
6. Guess, Mike, DB, Ohio State
7. Tolbert, Emanuel, WR, SMU
8. Clark, Randy, G, Northern Illinois
9. Schonert, Turk, QB, Stanford
10. Stephens, Willie, DB, Texas Tech
11. Judge, Chris, DB, TCU
12. Fisher, Robert, TE, SMU

### 1981 (April 28-29)

1. Van Horne, Keith, T, USC
- 2a. Singletary, Mike, LB, Baylor (from SF)
- 2b. (to SF)
3. Margerum, Ken, WR, Stanford
4. Bell, Todd, DB, Ohio State
5. (to SF)
6. Henderson, Reuben, DB, San Diego St.
7. Fisher, Jeff, DB, USC
8. Zettek, Scott, DT, Notre Dame
9. Ditta, Frank, G, Baylor
10. Clifford, Tim, QB, Indiana
11. Johnson, Lonnie, RB, Indiana
12. Shupryt, Bob, LB, New Mexico

### 1982 (April 27-28)

1. McMahon, Jim, QB, BYU
2. (to TB)
3. Wrightman, Tim, TE, UCLA
4. Gentry, Dennis, RB, Baylor
- 5a. Hartnett, Perry, G, SMU
- 5b. Tabor, Dennis, DB, Duke (from SD)
6. Becker, Kurt, G, Michigan
7. Waechter, Henry, DT, Nebraska
8. Doerger, Jerry, T, Wisconsin
9. Hatchett, Mike, DB, Texas
10. Turner, Joe, DB, USC
11. Bolioux, Guy, LB, Wisconsin
12. Young, Ricky, LB, Oklahoma State

### 1983 (April 26-27)

- 1a. Covert, Jim, T, Pittsburgh
- 1b. Gault, Willie, WR, Tennessee (from TB)
2. Richardson, Mike, DB, Arizona State
3. Duerson, Dave, DB, Notre Dame
- 4a. Thayer, Tom, C, Notre Dame
- 4b. Dunsmore, Pat, TE, Drake (from SD)
5. (to NE)
6. (to CLE)
7. (to CLE)
- 8a. Dent, Richard, DE, Tennessee State
- 8b. Bortz, Mark, DT, Iowa (from SD)
- 9a. Fada, Rob, G, Pittsburgh
- 9b. Zavagnin, Mark, LB, Notre Dame (from CLE)
10. Hutchison, Anthony, RB, Texas Tech
11. Worthy, Gary, RB, Wilmington
- 12a. Williams, Oliver, WR, Illinois (from SF)
- 12b. (to SD)

### 1984 (May 1-2)

1. Marshall, Wilber, LB, Florida
2. Rivera, Ron, LB, California
3. Humphries, Stefan, G, Michigan
4. Andrews, Tom, G, Louisville
5. (to WAS)
6. (to DAL)
7. Robertson, Nakita, RB, Cent. Arkansas
8. Anderson, Brad, WR, Arizona
- 9a. (to SF)
- 9b. Casale, Mark, QB, Montclair State (from CLE)
- 10a. Vestman, Kurt, TE, Idaho
- 10b. Gayle, Shaun, DB, Ohio State (from CLE)
- 11a. (to LA Rams)
- 11b. Butkus, Mark, DT, Illinois (from CLE)
- 12a. (to MIA)
- 12b. Jordan, Donald, RB, Houston (from CLE)

### 1985 (April 30 - May 1)

1. Perry, William, DT, Clemson
2. Phillips, Reggie, DB, SMU
3. Maness, James, WR, TCU
4. Butler, Kevin, K, Georgia
5. (to NYJ)
6. (to LAR)
7. Bennett, Charles, DE, SW Louisiana
8. Buxton, Steve, T, Indiana State
9. Sanders, Thomas, RB, Texas A&M
10. Coryatt, Pat, DT, Baylor
11. Morrissey, Jim, LB, Michigan State
12. (to SD)

### 1986 (April 29-30)

1. Anderson, Neal, RB, Florida
2. Jackson, Vestee, DB, Washington
3. Williams, David, WR, Illinois
4. Blair, Paul, T, Oklahoma State
5. Barnes, Lew, WR, Oregon
6. Powell, Jeff, RB, Tennessee
7. Jones, Bruce, DB, North Alabama
8. Douglass, Maurice, DB, Kentucky
9. Teltschik, John, P, Texas
10. Hundley, Barton, DB, Kansas State
11. Kozlowski, Glen, WR, BYU
12. (to SD)

### 1987 (April 28-29)

1. Harbaugh, Jim, QB, Michigan
2. Morris, Ron, WR, SMU
3. (to CLE via LAR)
- 4a. Smith, Sean, DE, Grambling (from LAR)
- 4b. (to LA Raiders)
- 5a. Bryan, Steve, DE, Oklahoma (from HOU)
- 5b. Johnson, Will, LB/DE, NE Louisiana
- 6a. Adickes, John, C, Baylor (from LA Raiders)
- 6b. (to LAR)
7. Harris, Archie, T, William & Mary
8. Migliazzo, Paul, LB, Oklahoma
9. Heimuli, Lakei, FB, BYU
10. Chapura, Dick, DT, Missouri
11. Jessie, Tim, RB, Auburn
12. Jeffries, Eric, DB, Texas

### 1988 (April 24-25)

- 1a. Muster, Brad, FB, Stanford
- 1b. Davis, Wendell, WR, LSU (from WAS)
2. Jones, Dante, LB, Oklahoma
3. Jarvis, Ralph, DE, Temple
4. Thornton, Jim, TE, Cal. St.-Fullerton
5. Johnson, Troy, LB, Oklahoma
6. Stinson, Lemuel, CB, Texas Tech
7. Rentie, Caesar, T, Oklahoma
- 8a. Tate, David, S, Colorado (from NE)
- 8b. Reed, Harvey, RB, Howard
9. Magee, Roger, WR, LSU
10. Porter, Joel, T, Baylor
11. Forch, Steve, LB, Nebraska
12. Clark, Greg, LB, Arizona State

### 1989 (April 23-24)

- 1a. Woolford, Donnell, DB, Clemson (from LA Raiders)
- 1b. Armstrong, Trace, DE, Florida (from WAS)
- 1c. (to MIA)
- 2a. Roper, John, LB, Texas A&M (from MIA)
- 2b. Zawatosn, Dave, T, California
- 3a. Fontenot, Jerry, C, Texas A&M (from MIA)
- 3b. (to PHI)
- 4a. Paul, Markus, S, Syracuse (from LA Raiders)
- 4b. (to WAS via LA Raiders)
- 5a. Green, Mark, RB, Notre Dame (from PHI)
- 5b. Gilbert, Greg, LB, Alabama
6. (to LA Raiders)
- 7a. Brothers, Richard, S, Arkansas (from PHI)
- 7b. Snyder, Brent, QB, Utah State
- 8a. Woods, Tony, DT, Oklahoma (from PHI)
- 8b. Dyko, Chris, T, Washington State
- 9a. Harper, LaSalle, LB, Arkansas (from PHI)
- 9b. Sanders, Byron, RB, Northwestern
- 10a. Millikan, Todd, TE, Nebraska (from PHI)
- 10b. Simpson, John, WR, Baylor
- 11a. Nelms, Joe, DT, California (from PHI)
- 11b. Streeter, George, S, Notre Dame
- 12a. Weygang, Freddy, WR, Auburn (from PHI)
- 12b. Phillips, Anthony, G, Oklahoma

### 1990 (April 22-23)

1. Carrier, Mark, S, USC
- 2a. Washington, Fred, DT, TCU
- 2b. Cox, Ron, LB, Fresno State (from SD)
- 3a. Ryan, Tim, DT, USC
- 3b. Willis, Peter Tom, QB, Florida State (from LA Raiders)
4. Moss, Tony, WR, LSU
5. Chaffey, Pat, FB, Oregon State
6. Mangum, John, DB, Alabama
- 7a. (to LA Raiders)
- 7b. Anderson, Bill, C, Iowa (from LA Raiders)
8. Rouse, James, RB, Arkansas
9. Bailey, Johnny, RB, Texas A&I
10. Price, Terry, DT, Texas A&M
- 11a. White, Brent, DE, Michigan
- 11b. Matusz, Roman, T, Pittsburgh (from LA Raiders)
12. Cooney, Anthony, DB, Arkansas

### 1991 (April 21-22)

1. Thomas, Stan, T, Texas
2. Zorich, Chris, DT, Notre Dame
3. Gardocki, Chris, P/K, Clemson
4. Johnson, Joe, CB, NC State
5. Morgan, Anthony, WR, Tennessee
6. Lewis, Darren, RB, Texas A&M
7. Justin, Paul, DB, Arizona State
8. Horton, Larry, DB, Texas A&M
9. Stonebreaker, Michael, LB, Notre Dame
10. Backes, Tom, DE, Oklahoma
11. Long, Stacy, G, Clemson
12. Cook, John, DT, Washington

### 1992 (April 26-27)

1. Spellman, Alonzo, DT, Ohio State
2. Auzenne, Troy, T, California
3. Lincoln, Jeremy, CB, Tennessee
4. Furrer, Will, QB, Virginia Tech
5. Harrison, Todd, TE, NC State
6. Berry, Mark, DB, Texas
7. Brown III, John, WR, Houston
8. (to NY Jets)
9. Jurkovic, Mirko, G, Notre Dame
10. Fisher, Nikki, FB, Virginia
11. Age, Louis, T, SW Louisiana
12. Wilson, Chris, LB, Oklahoma

### 1993 (April 25-26)

1. Conway, Curtis, WR/KR, USC
2. Simpson, Carl, DT, Florida State
3. Gedney, Chris, TE, Syracuse
- 4a. (to IND)
- 4b. Perry, Todd, G, Kentucky (from CLE)
- 4c. Baker, Myron, LB, La. Tech (from IND)
- 4d. Fontenot, Al, DE, Baylor (from GB)
5. (to GB)
6. Hoffmann, Dave, MLB, Washington
7. Johnson, Keshon, CB, Arizona
8. (to SEA)

### 1994 (April 24-25)

1. Thierry, John, DE, Alcorn State
2. Spears, Marcus, T, NW St. (La.)
3. Flanigan, Jim, DT, Notre Dame
4. Harris, Raymont, FB, Ohio State
5. (to PIT)
6. Hill, Lloyd, WR, Texas Tech
7. Collier, Dennis, S, Colorado

### 1995 (April 22-23)

1. Salaam, Rashaan, RB, Colorado
2. Riley, Pat, DL, Miami (Fla.)
- 2b. Sauerbrun, Todd, P, West Virginia (from MIA)
- 3a. Harris, Sean, LB, Arizona
- 3b. Pilgrim, Evan, G, BYU (from MIA)
4. Jackson, Jack, WR, Florida
5. (to PIT)
- 6a. Gales, Kenny, CB, Wisconsin
- 6b. Reeves, Carl, DE, North Carolina St. (from DAL)
7. Cox, Jamal, LB, Georgia Tech

### 1996 (April 20-21)

- 1a. Harris, Walt, CB, Miss. St. (from STL)
- 1b. (to STL)
2. Ingram, Bobby, WR, Penn St. (to STL)
3. Grasmann, Paul, DT, Notre Dame
5. Villarrial, Chris, C/G, Indiana (PA)
- 6a. Clark, Jon, T, Temple
- 6b. (to STL)
- 7a. Keyes, Marcus, DT, North Alabama
- 7b. Hicks, Michael, RB, S.C. State (Comp)

### 1997 (April 19-20)

1. (to SEA)
2. Allred, John, TE, USC (from STL)
3. Sapp, Bob, G, Washington
- 4a. Autry, Darrell, RB, Northwestern (from SEA)
- 4b. Robinson, Marcus, WR, So. Carolina
5. Hiles, Van, S, Kentucky
- 6a. (to STL)
- 6b. Swayda, Shawn, DE, Arizona State (Comp)
- 6c. Parker, Ricky, S, San Diego State (Comp)
- 6d. Hogans, Richard, LB, Memphis (Comp)
- 7a. Miano, Mike, DT, SW Mo. State
- 7b. Thomas, Marvin, DE, Memphis (Comp)

### 1998 (April 18-19)

1. Enis, Curtis, RB, Penn State
2. Parrish, Tony, S, Washington
3. Kreutz, Olin, C-G, Washington
4. Mayes, Alonzo, TE, Oklahoma State
5. (to KC)
- 6a. Draft, Chris, LB, Stanford
- 6b. Mannelly, Patrick, T, Duke (Comp)
- 7a. (to JAX)
- 7b. Overhauser, Chad, G, UCLA (from SF)
- 7c. Moreno, Moses, QB, Colo. State (Comp)

### 1999 (April 17-18)

- 1a. (to WAS)
- 1b. McNowin Cade, QB, UCLA (from WAS)
- 2a. (to WAS)
- 2b. (to OAK)
- 2c. Davis, Russell, DL, North Carolina (from OAK)
- 3a. Tucker, Rex, OL, Texas A&M
- 3b. Bates, D'Wayne, WR, Northwestern (from WAS)
- 3c. Booker, Marty, WR, NW Louisiana (from OAK)
- 4a. Holdman, Warrick, LB, Texas A&M (from WAS)
- 4b. Colvin, Roosevelt, DE, Purdue (from OAK)
- 5a. (to SD)
- 5b. Wisne, Jerry, OL, Notre Dame (from MIA)
- 5c. Samuel, Khari, LB, UMass (from WAS)
- 5d. Azumah, Jerry, CB, New Hampshire (from KC)
- 6a. (to CLE)
- 6b. Cook, Rashard, S, USC (from CLE)
- 7a. (to CLE)
- 7b. (to GB)
- 7c. Sanford, Sulecio, WR, Mid. Tenn. St. (from CLE)
- 7d. Finn, Jim, FB, Pennsylvania (from CLE)

### 2000 (April 15-16)

1. Urlacher, Brian, LB, New Mexico
2. Brown, Mike, S, Nebraska
- 3a. White, Dez, WR, Georgia Tech
- 3b. Lyman, Dustin, TE, Wake Forest (from WAS)
- 4a. (to STL)
- 4b. Austin, Reggie, CB, Wake Forest (from STL)
- 5a. (to NO)
- 5b. (to SF)
- 6a. Murphy, Frank, RB, Kansas State (from SF)
- 6b. Edinger, Paul, K, Michigan State
- 7a. (to CLE)
- 7b. (to TEN)
- 7c. Cotton, James, DE, Ohio State (from CLE)
- 7d. (to MIA)
- 7e. Green, Michael, S, NW St. (La.) (from CLE)

### 2001 (April 21-22)

1. Terrell, David, WR, Michigan
2. Thomas, Anthony, RB, Michigan
3. Gandy, Mike, OG, Notre Dame
4. Riley, Karon, DE, Minnesota
5. Robertson, Bernard, OG, Tulane
6. (to SF)
7. Capel, John, WR, Florida

### 2002 (April 20-21)

1. Colombo, Marc, OT, Boston Coll.
2. (to DAL)
- 3a. Williams, Roosevelt, CB, Tuskegee (from DAL)
- 3b. Metcalf, Terrence, T-G, Mississippi
4. Brown, Alex, DE, Florida
- 5a. Gray, Bobby, SS, Louisiana Tech (from DAL)
- 5b. Knight, Bryan, LB, Pittsburgh
- 6a. Peterson, Adrian, RB, Ga. Southern (from MIA)
- 6b. Elliott, Jamin, WR, Delaware
- 6c. Fletcher, Bryan, TE, UCLA (Comp)
7. (to MIA)

### 2003 (April 26-27)

- 1a. Haynes, Michael, DE, Penn State (from NE via BUF)
- 1b. Grossman, Rex, QB, Florida (from NYJ)
2. Tillman, Charles, CB, La.-Lafayette
3. Briggs, Lance, LB, Arizona
- 4a. Johnson, Todd, FS, Florida
- 4b. Scott, Ian, DT, Florida (from NYJ)
- 5a. Wade, Bobby, WR, Arizona
- 5b. Gage, Justin, WR, Missouri (from JAX)
- 5c. LaFavor, Tron, DT, Florida (Comp)
- 5d. Odom, Joe, LB, Purdue (from Miam)
- 6b. Forsey, Brock, RB, Boise State (Comp)
7. Anderson, Bryan, G, Pittsburgh (Comp)

### 2004 (April 24-25)

1. Harris, Tommie, DT, Oklahoma
2. Johnson, Tank, DT, Washington
3. Berrian, Bernard, WR, Fresno State
- 4a. Vasher, Nathan, CB, Texas
- 4b. Joe, Leon, LB, Maryland (from SF)
- 5a. Harriott, Claude, DE, Pittsburgh (from SF)
- 5b. Krenzler, Craig, QB, Ohio State
6. (to WAS)
7. Marshall, Alfonso, CB, Miami (Fla.)

### 2005 (April 23-24)

1. Benson, Cedric, RB, Texas
2. Bradley, Mark, WR, Oklahoma
3. (to MIA)
4. Orton, Kyle, QB, Purdue
5. Currie, Airese, WR, Clemson
6. Harris, Chris, S, Louisiana-Monroe
7. Wilson, Rodriques, LB, South Carolina

### 2006 (April 29-30)

1. (to BUF)
- 2a. Manning, Daneal, S, Ab. Christian (from BUF)
- 2b. Hester, Devin, CB, Miami (Fla.)
3. Dvoracek, Mark, DT, Oklahoma (from BUF)
- 3b. (to CAR)
4. Williams, Jamar, LB, Arizona State
5. Anderson, Mark, DE, Alabama
- 6a. Runnels, J.D., FB, Oklahoma
- 6b. Reed, Tyler, G, Penn State (from SEA)
7. (to MIA)

### 2007 (April 28-29)

1. Olsen, Greg, TE, Miami (Fla.)
- 2a. (to SD via WAS and NY Jets)
- 2b. Bazuin, Dan, DE, C. Michigan (from SD)
- 2c. (to GB)
- 3a. Wolfe, Garrett, RB, Northern Illinois (from SD)
- 3b. Okwo, Michael, LB, Stanford
4. Beekman, Josh, G, Boston College
- 5a. Payne, Kevin, S, Louisiana-Monroe (from SD)
- 5b. Graham, Corey, DB, New Hampshire
6. (to WAS)
- 7a. McBride, Trumaine, CB, Mississippi (from SF via CLE)
- 7b. Brant, Aaron, T, Iowa State

### 2008 (April 26-27)

1. Williams, Chris, OT, Vanderbilt
2. Forté, Matt, RB, Tulane
- 3a. Bennett, Earl, WR, Vanderbilt (from SF)
- 3b. (to SF)
- 3c. Harrison, Marcus, DT, Arkansas (from SD)
- 4a. (to MIA)
- 4b. Steltz, Craig, S, LSU (from TB)
- 5a. Bowman, Zackary, CB, Nebraska (from CAR)
- 5b. (to DAL via BUF and JAX)
- 5c. Davis, Kellen, TE, Michigan State (from SEA via JAX and TB)
6. (to TB)
- 7a. Baldwin, Ervin, DE, Mich. State (from MIA)
- 7b. Adams, Chester, G, Georgia
- 7c. LaRocque, Joey, LB, Oregon State (Comp)
- 7d. Barton, Kirk, T, Ohio State (Comp)
- 7e. Monk, Marcus, WR, Arkansas (Comp)

### 2009 (April 26-27)

1. (to DEN)
2. (to SEA)
- 3a. (to DEN)
- 3b. Gilbert, Jarron, DT, San Jose State (from SEA)
- 3c. Iglesias, Jaquain, WR, Oklahoma (Comp)
- 4a. Meltton, Henry, DE, Texas (from Seattle)
- 4b. Moore, D.J., CB, Vanderbilt
- 5a. Knox, Johnny, WR, Ab. Christian (from DEN via SEA)
- 5b. Freeman, Marcus, LB, Ohio State
6. Afalava, Al, S, Oregon State
- 7a. (to TB)
- 7b. Louis, Lance, TE, San Diego State (Comp)
- 7c. Kinder, Derek, WR, Pittsburgh (Comp)

**2010 (April 22-24)**

- (to DEN)
- (to TB)
- Wright, Major, S. Florida
- Wootton, Corey, DE, Northwestern
- Moore, Joshua, CB, Kansas State
- LeFevour, Dan, QB, Central Mich.
- Webb, J'Marcus, T, West Texas A&M

**2010 Supplemental (June 5)**

- Unga, Harvey, RB, BYU

**2011 (April 28-30)**

- Carimi, Gabe, T, Wisconsin
- Paea, Stephen, DT, Oregon State
- (to WAS)
- Conte, Chris, S. California
- (to WAS)
- Enderle, Nathan, QB, Idaho
- Thomas, J.T., LB, West Virginia
- Pick used in the 2010 Supplemental Draft

**2012 (April 26-28)**

- McClellin, Shea, DE, Boise State
- Jeffery, Alishon, WR, South Carolina
- (to MIA via CAR)
- Hardin, Brandon, S. Oregon State
- Rodriguez, Evan, TE, Temple
- (to STL)
- Vereen, Isaiah, CB, Nevada
- McCoy, Greg, CB, TCU

**2013 (April 25-27)**

- Long, Kyle, G. Oregon
- Bostic, Jonathan, LB, Florida
- (to MIA)
- Greene, Khaseem, LB, Rutgers
- (to ATL)
- Mills, Jordan, T, Louisiana Tech (from ATL)
- Washington, Cornelius, DE, Georgia
- (to NE via TB)
- Wilson, Marquess, WR, Wash. St. (from ATL)

**2014 (May 8-10)**

- Fuller, Kyle, CB, Virginia Tech
- Ferguson, Ego, DT, LSU
- Sutton, Will, DT, Arizona State
- Carey, Ka'Deem, RB, Arizona
- Vereen, Brock, S. Minnesota (from DEN)
- (to DEN)
- Fales, David, QB, San Jose State
- O'Donnell, Pat, P, Miami (Fla.) (from TB)
- (to DAL)
- Leno, Charles, T, Boise State (from DEN)

**2015 (April 30 - May 2)**

- White, Kevin, WR, West Virginia
- Goldman, Eddie, DT, Florida State
- Grasu, Hroniss, C, Oregon
- Langford, Jeremy, RB, Michigan St.
- Amos, Adrian, S, Penn State (from NYJ)
- (to DEN)
- Fabulujje, Tayo, G, TCU
- (to NYJ)

**2016 (April 28-30)**

- Floyd, Leonard, LB, Georgia (from TB)
- (to TB)
- (to BUF)
- (to SEA via BUF)
- Whitehair, Cody, G, Kan. St. (from SEA)
- Bullard, Jonathan, DE, Florida
- (to TB)
- Kwiatkoski, Nick, LB, West Virginia (from LAR)
- (to LA Rams)
- Bush, Deon, CB, Miami (Fla.) (from SEA)
- Hall, Deiondre, CB, Northern Iowa (from NE)
- Howard, Jordan, RB, Indiana
- Houston-Carson, DeAndre, S, William & Mary
- (to NE via NE)
- (to LAR via CAR)
- Braverman, Daniel, WR, W. Michigan

**2017 (April 27-29)**

- Trubisky, Mitchell, QB, North Carolina (from SF)
- (to SF)
- Shaheen, Adam, TE, Ashland (from ARI)
- (to SF)
- (to SF)
- Jackson, Eddie, DB, Alabama (from BUF)
- Cohen, Tariq, RB, North Carolina A&T (from ARI)
- Morgan, Jordan, OL, Kutztown, Pa. (to LA Rams)
- (to ARI)

**2018 (April 26-28)**

- Smith, Roquan, LB, Georgia
- Daniels, James, OL, Iowa
- Miller, Anthony, WR, Memphis
- (to SF)
- (to NE)
- Iyiebuniwe, Joel, LB, W. Kentucky
- Nichols, Bilal, DL, Delaware
- Fitts, Kylie, LB, Utah
- Wims, Javon, WR, Georgia

**2019 (April 25-27)**

- (to OAK)
- (to NE)
- Montgomery, David, RB Iowa State
- (to NE)
- Ridley, Riley, WR, Georgia
- (to NE)
- Shelley, Duke, CB, Kansas St. (from NE)
- Whyte, Kerrith, RB, FAU (from PHI)
- Denmark, Stephen, CB, Valdosta St.

**2020 (April 23-25)**

- (to LV)
- Kmet, Cole, TE, Notre Dame (from LV)
- Johnson, Jaylon, CB, Utah
- (to LV)
- (to NE)
- (comp pick to JAX)
- Gipson, Trevis, OLB, Tulsa (from CLE)
- Vildor, Kindle, DB, Georgia Southern
- Mooney, Darnell, WR, Tulane (from PHI)
- (to PHI)
- Hambright, Arlington, OL, Colorado (from LV)
- Simmons, Lachavious, OL, Tenn. State (from IND)
- (to PHI)

**2021 (April 29-May 1)**

- Fields, Justin, QB, Ohio State (from NYG)
- Jenkins, Teven, OL, OK. State (from CAR)
- (to CAR)
- (to CAR)
- (to NYG)
- Borom, Larry, OL, Missouri (from CAR)
- (to CAR)
- Herbert, Khalil, RB, VA. Tech (from SEA)
- Newsome, Dazz, WR, North Carolina
- Graham Jr, Thomas, DB, Oregon
- Tonga, Khyiris, DL, BYU (from SEA)

**2022 (April 28-30)**

- (to NYG)
- Gordon, Kyler, DB, Washington
- Brisker, Jaquan, DB, Penn State (from LAC)
- Jones Jr., Velus, WR, Tennessee
- (to BUF)
- (to HOU)
- (to CIN)
- Jones, Braxton, OL, Southern Utah (from HOU)
- Robinson, Dominique, DE, Miami (OH) (from CIN)
- Thomas, Zachary, OL, San Diego State
- Ebner, Trestan, RB, Baylor (from BUF)
- Kramer, Doug, OL, Illinois (from HOU)
- Carter, Ja'Tyre, OL, Southern (from CIN)
- Hicks, Elijah, DB, California (from LAC)
- Gill, Trenton, P, NC State (from LAC)

**2023 (April 27-29)**

- (to CAR)
- (to PHI)
- Wright, Darnell, OL, Tennessee (from PHI)
- Dexter Sr. Gervon, DL, Florida (from BAL)
- Stevenson, Tyrique, DB, Miami (from CAR)
- Pickens, Zacch, DL, South Carolina
- Johnson, Roschon, RB, Texas
- Scott, Tyler, WR, Cincinnati (from PHI)
- Sewell, Noah, LB, Oregon
- Smith, Terell, DB, Minnesota (from BAL)
- (to MIA)
- Bell, Travis, DL, Kennesaw State
- Williamson, Kendall, DB, Stanford (Sup)

**2024 (April 25-27)**

- Williams, Caleb, QB, USC (from CAR)
- Odunze, Rome, WR, Washington
- (to WAS)
- Amegadjie, Kiran, OL, Yale
- (to LAC)
- Taylor, Tory, P, Iowa
- (to BUF)
- Booker, Austin, DL, Kansas (from BUF)
- (to MIA)
- (to NE)

**2025 (April 24-26)**

- Loveland, Colston, TE, Michigan
- Burden III, Luther, WR, Missouri (from CAR)
- Trapilo, Ozzy, OL, Boston College (from BUF)
- Turner, Shemar, DL, Texas A&M (from BUF)
- (to BUF)
- (to BUF)
- Hypolite II, Ruben, LB Maryland (from BUF)
- (to LAR)
- Frazier, Zah, DB, UTSA, (from BUF)
- Newman, Luke, OL, Michian State (from LAR)
- Monangai, Kyle, RB, Rutgers (from CIN)
- (to BUF)

## ALL-TIME DRAFTEES BY SCHOOL (SINCE 1967)

The following is a list of every school from which the Bears have drafted a player in the Common Draft Era (since 1967). The number indicates how many players the Bears have taken from each school, with the year of the last pick from the school in parentheses.

College	No. of Picks (last)	College	No. of Picks (last)	College	No. of Picks (last)
Abilene Christian	2 (2009)	Long Beach State	1 (1972)	San Jose State	2 (2014)
Alabama	7 (2017)	Louisiana	3 (2003)	South Carolina	4 (2023)
Alcorn State	1 (1994)	Louisiana-Monroe	4 (2007)	South Carolina State	2 (1996)
Arizona	8 (2014)	Louisiana Tech	5 (2013)	Southern Illinois	1 (1972)
Arizona State	7 (2014)	Louisville	2 (1984)	Southern Methodist	6 (1987)
Arkansas	12 (2008)	Maryland	5 (2025)	Southern University	3 (2022)
Arkansas State	2 (1976)	Massachusetts	1 (1999)	Southern Utah	1 (2022)
Ashland	1 (2017)	Memphis	5 (2018)	St. Thomas (MN)	1 (1975)
Auburn	2 (1989)	Miami (FL)	10 (2023)	Stanford	8 (2023)
Baylor	10 (2022)	Miami (OH)	1 (2022)	Syracuse	2 (1993)
Bishop (TX)	1 (1971)	Michigan	9 (2025)	TCU	9 (2015)
Boise State	3 (2014)	Michigan State	7 (2025)	Temple	3 (2012)
<b>Boston College</b>	<b>3 (2025)</b>	Middle Tennessee State	1 (1999)	Tennessee	8 (2023)
Brigham Young	7 (2021)	Midland Lutheran	1 (1967)	Tennessee State	3 (2020)
Cal Poly-SLO	1 (1968)	Millersville	1 (1971)	Texas	12 (2023)
Cal State Fullerton	1 (1988)	Minnesota	3 (2023)	Texas-Arlington	2 (1974)
California	9 (2022)	Mississippi	4 (2007)	<b>Texas-San Antonio</b>	<b>1 (2025)</b>
Central Arkansas	1 (1984)	Mississippi State	1 (1996)	<b>Texas A&amp;M</b>	<b>12 (2025)</b>
Central Michigan	2 (2010)	Mississippi Valley State	1 (1968)	Texas A&M-Kingsville	1 (1990)
Cincinnati	2 (2023)	<b>Missouri</b>	<b>7 (2025)</b>	Texas State	1 (1975)
Clemson	7 (2005)	Missouri State	1 (1997)	Texas Tech	6 (1994)
Colorado	7 (2020)	Montclair State	1 (1984)	Tulane	3 (2020)
Colorado State	2 (1998)	Morgan State	1 (1967)	Tulsa	2 (2020)
Delaware	2 (2018)	Nebraska	10 (2008)	Tuskegee	1 (2002)
Doane	1 (1968)	Nevada	1 (2012)	UCLA	10 (2002)
Drake	1 (1983)	New Hampshire	2 (2007)	USC	13 (2024)
Duke	2 (1998)	New Mexico	3 (2000)	UTEP	1 (1968)
East Tennessee State	1 (1974)	New Mexico State	1 (1968)	Utah	2 (2020)
Eastern Kentucky	1 (1973)	Nicholls State	1 (1977)	Utah State	2 (1989)
Florida	14 (2023)	North Alabama	2 (1996)	Valdosta State	1 (2019)
Florida A&M	1 (1968)	North Carolina	3 (2021)	Vanderbilt	4 (2009)
Florida Atlantic	1 (2019)	North Carolina A&T	1 (2017)	Virginia	1 (1992)
Florida State	6 (2015)	North Carolina State	5 (2022)	Virginia Tech	3 (2021)
Fresno State	2 (2004)	North Dakota	2 (1976)	Wake Forest	3 (2000)
Furman	1 (1970)	North Dakota State	1 (1972)	Washington	12 (2024)
George Washington	1 (1967)	North Texas	2 (1970)	Washington State	3 (2013)
Georgia	9 (2019)	Northeast Louisiana	4 (2007)	Weber State	2 (1968)
Georgia Southern	2 (2020)	Northern Illinois	3 (2007)	West Texas A&M	3 (2010)
Georgia Tech	3 (2000)	Northern Iowa	1 (2016)	West Virginia	4 (2016)
Grambling State	2 (1987)	Northern Michigan	1 (1970)	Western Colorado	1 (1967)
Gustavus Adolphus	1 (1968)	Northwestern	5 (2010)	Western Kentucky	2 (2018)
Harvard	1 (1976)	Northwestern State	3 (2000)	Western Michigan	2 (2016)
Henderson State	1 (1970)	Notre Dame	20 (2020)	William & Mary	2 (2016)
Houston	5 (1992)	Ohio	1 (1973)	Wilmington (OH)	1 (1983)
Howard	1 (1988)	Ohio State	16 (2021)	Wisconsin	5 (2011)
Idaho	2 (2011)	Oklahoma	16 (2009)	Yale	1 (2024)
Illinois	7 (2022)	Oklahoma State	5 (2021)		
Indiana	3 (2016)	Oregon	5 (2023)		
Indiana (PA)	1 (1996)	Oregon State	7 (2012)		
Indiana State	2 (1985)	Ottawa	1 (1969)		
Iowa	8 (2024)	Pacific	1 (1969)		
Iowa State	3 (2019)	Penn State	9 (2022)		
Jackson State	3 (1977)	Pennsylvania	1 (1999)		
Kansas	2 (2024)	Pittsburgh	8 (2009)		
Kansas State	7 (2019)	Prairie View A&M	1 (1968)		
Kennesaw State	1 (2023)	Purdue	8 (2005)		
Kentucky	4 (1997)	Rice	1 (1972)		
Kutztown	1 (2017)	<b>Rutgers</b>	<b>2 (2025)</b>		
LSU	8 (2014)	San Diego State	5 (2022)		
Lenoir-Rhyne	1 (1968)	San Francisco State	1 (1967)		

\***BOLD** indicates schools with players selected by the Bears in 2025

### MOST BEARS DRAFTED BY SCHOOL (SINCE 1967)

The following is a list of every school from which the Bears have drafted a player in the Common Draft Era (since 1967) ordered by most players selected. The number indicates how many players the Bears have taken from each school with the year of the last pick from the school in parentheses.

College	No. of Picks (last)	College	No. of Picks (last)	College	No. of Picks (last)
Notre Dame	20 (2020)	Tulane	3 (2020)	Pennsylvania	1 (1999)
Ohio State	16 (2021)	Iowa State	3 (2019)	Missouri State	1 (1997)
Oklahoma	16 (2009)	Indiana	3 (2016)	Indiana (PA)	1 (1996)
Florida	14 (2023)	Boise State	3 (2014)	Mississippi State	1 (1996)
<b>Texas A&amp;M</b>	<b>12 (2025)</b>	Washington State	3 (2013)	Alcorn State	1 (1994)
USC	13 (2024)	Temple	3 (2012)	Virginia	1 (1992)
Washington	12 (2024)	West Texas A&M	3 (2010)	Texas A&M-Kingsville	1 (1990)
Texas	12 (2023)	Northern Illinois	3 (2007)	Cal State Fullerton	1 (1988)
Arkansas	12 (2008)	Louisiana	3 (2003)	Howard	1 (1988)
Miami (FL)	10 (2023)	Georgia Tech	3 (2000)	Central Arkansas	1 (1984)
Baylor	10 (2022)	New Mexico	3 (2000)	Montclair State	1 (1984)
Nebraska	10 (2008)	Northwestern State	3 (2000)	Drake	1 (1983)
UCLA	10 (2002)	Wake Forest	3 (2000)	Wilmington (OH)	1 (1983)
<b>Michigan</b>	<b>9 (2025)</b>	Jackson State	3 (1977)	Nicholls State	1 (1977)
California	9 (2022)	<b>Rutgers</b>	<b>2 (2025)</b>	Harvard	1 (1976)
Penn State	9 (2022)	Kansas	2 (2024)	St. Thomas (MN)	1 (1975)
Georgia	9 (2019)	Cincinnati	2 (2023)	Texas State	1 (1975)
TCU	9 (2015)	Georgia Southern	2 (2020)	East Tennessee State	1 (1974)
Iowa	8 (2024)	Tulsa	2 (2020)	Eastern Kentucky	1 (1973)
Stanford	8 (2023)	Utah	2 (2020)	Ohio	1 (1973)
Tennessee	8 (2023)	Delaware	2 (2018)	Long Beach State	1 (1972)
Arizona	8 (2014)	Western Kentucky	2 (2018)	North Dakota State	1 (1972)
LSU	8 (2014)	Western Michigan	2 (2016)	Rice	1 (1972)
Pittsburgh	8 (2009)	William & Mary	2 (2016)	Southern Illinois	1 (1972)
Purdue	8 (2005)	San Jose State	2 (2014)	Bishop (TX)	1 (1971)
<b>Missouri</b>	<b>7 (2025)</b>	Idaho	2 (2011)	Millersville	1 (1971)
<b>Michigan State</b>	<b>7 (2025)</b>	Central Michigan	2 (2010)	Furman	1 (1970)
Illinois	7 (2022)	Abilene Christian	2 (2009)	Henderson State	1 (1970)
Brigham Young	7 (2021)	New Hampshire	2 (2007)	Northern Michigan	1 (1970)
Colorado	7 (2020)	Fresno State	2 (2004)	Ottawa	1 (1969)
Kansas State	7 (2019)	Colorado State	2 (1998)	Pacific	1 (1969)
Alabama	7 (2017)	Duke	2 (1998)	Cal Poly-SLO	1 (1968)
Arizona State	7 (2014)	North Alabama	2 (1996)	Doane	1 (1968)
Oregon State	7 (2012)	South Carolina State	2 (1996)	Florida A&M	1 (1968)
Clemson	7 (2005)	Syracuse	2 (1993)	Gustavus Adolphus	1 (1968)
Florida State	6 (2015)	Auburn	2 (1989)	Lenoir-Rhyne	1 (1968)
Texas Tech	6 (1994)	Utah State	2 (1989)	Mississippi Valley State	1 (1968)
Southern Methodist	6 (1987)	Grambling State	2 (1987)	New Mexico State	1 (1968)
<b>Maryland</b>	<b>5 (2025)</b>	Indiana State	2 (1985)	Prairie View A&M	1 (1968)
Oregon	5 (2023)	Louisville	2 (1984)	UTEP	1 (1968)
North Carolina State	5 (2022)	Arkansas State	2 (1976)	George Washington	1 (1967)
San Diego State	5 (2022)	North Dakota	2 (1976)	Midland Lutheran	1 (1967)
Oklahoma State	5 (2021)	Texas-Arlington	2 (1974)	Morgan State	1 (1967)
Memphis	5 (2018)	North Texas	2 (1970)	San Francisco State	1 (1967)
Louisiana Tech	5 (2013)	Weber State	2 (1968)	Western Colorado	1 (1967)
Wisconsin	5 (2011)	<b>Texas-San Antonio</b>	<b>1 (2025)</b>		
Northwestern	5 (2010)	Yale	1 (2024)		
Houston	5 (1992)	Kennesaw State	1 (2023)		
South Carolina	4 (2022)	Miami (OH)	1 (2022)		
West Virginia	4 (2016)	Southern Utah	1 (2022)		
Vanderbilt	4 (2009)	Florida Atlantic	1 (2019)		
Mississippi	4 (2007)	Valdosta State	1 (2019)		
Louisiana-Monroe	4 (2007)	Ashland	1 (2017)		
Kentucky	4 (1997)	Kutztown	1 (2017)		
<b>Boston College</b>	<b>3 (2025)</b>	North Carolina A&T	1 (2017)		
Minnesota	3 (2023)	Northern Iowa	1 (2016)		
Southern University	3 (2022)	Nevada	1 (2012)		
North Carolina	3 (2021)	Tuskegee	1 (2002)		
Virginia Tech	3 (2021)	Massachusetts	1 (1999)		
Tennessee State	3 (2020)	Middle Tennessee State	1 (1999)		

\***BOLD** indicates schools with players selected by the Bears in 2025

## ALL-TIME FIRST ROUND PICKS

The following reflects every first round draft selection made by the Bears dating back to 1936.

YR.	NO.	NAME (POS)	COLLEGE	YR.	NO.	NAME (POS)	COLLEGE
2025	10	Colston Loveland (TE)	Michigan	1974b	20	Dave Gallagher (DE) (from LA Rams)	Michigan
2024a	1	Caleb Williams (QB) (from CAR)	USC	1973	8	Wally Chambers (DT)	E. Kentucky
2024b	9	Rome Odunze (WR)	Washington	1972a	3	Lionel Antoine (T) (from NY Giants)	S. Illinois
2023	10	Darnell Wright (OL)	Tennessee	1972b	12	Craig Clemons (S)	Iowa
2021	11	Justin Fields (QB) (from NYG)	Ohio State	1971	11	Joe Moore (RB)	Missouri
2018	8	Roquan Smith (LB)	Georgia	1969	14	Rufus Mayes (T)	Ohio State
2017	2	Mitchell Trubisky (QB) (from SF)	North Carolina	1968	17	Mike Hull (RB)	USC
2016	9	Leonard Floyd (LB)	Georgia	1967	10	Lloyd Phillips (DE)	Arkansas
2015	7	Kevin White (WR)	West Virginia	1966	12	George Rice (DT)	LSU
2014	14	Kyle Fuller (CB)	Virginia Tech	1965a	3	Dick Butkus (LB) (from PIT)	Illinois
2013	20	Kyle Long (G)	Oregon	1965b	4	Gale Sayers (RB)	Kansas
2012	19	Shea McClellin (DE)	Boise State	1965c	6	Steve DeLong (DE) (from WAS)	Tennessee
2011	29	Gabe Carimi (T)	Wisconsin	1964	14	Dick Evey (DT)	Tennessee
2008	14	Chris Williams (T)	Vanderbilt	1963	11	Dave Behrman (C) (from PIT)	Michigan State
2007	31	Greg Olsen (TE)	Miami (FL)	1962	7	Ronnie Bull (RB)	Baylor
2005	4	Cedric Benson (RB)	Texas	1961	5	Mike Ditka (TE)	Pittsburgh
2004	14	Tommie Harris (DT)	Oklahoma	1960	7	Roger Davis (G)	Syracuse
2003a	14	Michael Haynes (DE) (from NE via Buf)	Penn State	1959	7	Don Clark (HB)	Ohio State
2003b	22	Rex Grossman (QB) (from NY Jets)	Florida	1958	7	Chuck Howley (LB/G)	West Virginia
2002	29	Marc Colombo (OT)	Boston College	1957	13	Earl Leggett (DT)	LSU
2001	8	David Terrell (WR)	Michigan	1956	10	Menan "Tex" Schriever (E)	Texas
2000	9	Brian Urlacher (LB)	New Mexico	1955	11	Ron Drzewiecki (HB)	Marquette
1999	12	Cade McNown (QB)	UCLA	1954	6	Stan Wallace (HB)	Illinois
1998	5	Curtis Enis (RB)	Penn State	1953	6	Billy Anderson (HB)	Compton JC
1996	13	Walt Harris (CB)	Miss. St.	1952	8	Jim Dooley (FL/HB)	Miami (FL)
1995	21	Rashaan Salaam (RB)	Colorado	1951a	2	Bob Williams (QB) (NY Yanks)	Notre Dame
1994	11	John Thiery (DE)	Alcorn St.	1951b	10	Billy Stone (HB) (from BAL)	Bradley
1993	7	Curtis Conway (WR)	USC	1951c	16	Gene Schroeder (E)	Virginia
1992	22	Alonzo Spellman (DT)	Ohio State	1950a	3	Chuck Hunsinger (HB)	Florida
1991	22	Stan Thomas (T)	Texas	1950b	10	Fred Morrison (FB)	Ohio State
1990	6	Mark Carrier (S)	USC	1949	10	Dick Harris (C)	Texas
1989a	11	Donnell Woolford (CB) (from LA Raiders)	Clemson	1948a	7	Bobby Layne (QB) (from DET via PIT)	Texas
1989b	12	Trace Armstrong (DE) (from WAS)	Florida	1948b	13	Max Baumgardner (E)	Texas
1988a	23	Brad Muster (FB)	Stanford	1947a	1	Bob Fenimore (HB) (bonus)	Oklahoma A&M
1988b	27	Wendell Davis (WR) (from WAS)	LSU	1947b	11	Don Kindt (HB)	Wisconsin
1987	26	Jim Harbaugh (QB)	Michigan	1946	4	Johnny Lujack (QB)	Notre Dame
1986	27	Neal Anderson (RB)	Florida	1945	7	Don Lund (HB)	Michigan
1985	22	William Perry (DT)	Clemson	1944	8	Ray Evans (HB)	Kansas
1984	11	Wilber Marshall (LB)	Florida	1943	9	Bob Steuber (HB)	Missouri
1983a	6	Jim Covert (T)	Pittsburgh	1942	10	Frankie Albert (QB)	Stanford
1983b	18	Willie Gault (WR) (from TB)	Tennessee	1941a	1	Tom Harmon (HB) (from PHI)	Michigan
1982	5	Jim McMahon (QB)	BYU	1941b	3	Norm Standlee (FB) (from PIT)	Stanford
1981	11	Keith Van Horne (T)	USC	1941c	9	Don Scott (HB)	Ohio State
1980	19	Otis Wilson (LB)	Louisville	1940	7	Clyde Turner (C/LB)	Hardin-Simmons
1979a	4	Dan Hampton (DT) (from TB)	Arkansas	1939a	2	Sid Luckman (QB)	Columbia
1979b	9	Al Harris (DE)	Arizona State	1939b	6	Bill Osmanski (FB) (from PIT)	Holy Cross
1977	15	Ted Albrecht (T)	California	1938	10	Joe Gray (HB)	Oregon State
1976	8	Dennis Lick (T) (from DET)	Wisconsin	1937	8	Les McDonald (E)	Nebraska
1975	4	Walter Payton (RB)	Jackson State	1936	6	Joe Stydahar (T)	West Virginia
1974a	4	Waymond Bryant (LB)	Tennessee St.				

SELECTIONS BY POSITION

The following is the number of players selected by the Bears at each position during the first seven rounds of the NFL draft during the Common Draft Era (Since 1967).

ROUND 1	ROUND 2	ROUND 3	ROUND 4	ROUND 5	ROUND 6	ROUND 7
QB: 7	QB: 2	QB: 1	QB: 2	QB: 2	QB: 6	QB: 5
RB: 8	RB: 4	RB: 8	RB: 7	RB: 4	RB: 9	RB: 7
WR: 6	WR: 8	WR: 12	WR: 5	WR: 8	WR: 3	WR: 14
TE: 2	TE: 3	TE: 3	TE: 4	TE: 4	TE: 2	TE: 1
OL: 12	OL: 7	OL: 12	OL: 9	OL: 10	OL: 14	OL: 13
DL: 11	DL: 14	DL: 11	DL: 9	DL: 8	DL: 6	DL: 11
LB: 7	LB: 6	LB: 3	LB: 9	LB: 7	LB: 8	LB: 5
DB: 5	DB: 15	DB: 8	DB: 19	DB: 12	DB: 14	DB: 13
K/P: 0	K/P: 1	K/P: 1	K/P: 2	K/P: 1	K/P: 2	K/P: 1

ROOKIE STARTERS THROUGH THE YEARS

- 2024 (30): QB Caleb Williams (17), WR Rome Odunze (12), OL Kiran Amegadjie (1)
- 2023 (46): OL Darnell Wright (17), DB Tyrique Stevenson (16), QB Tyson Bagent (4), WR Tyler Scott (4), DB Terrell Smith (4), DL Gervon Dexter Sr. (1)
- 2022 (46): OL Braxton Jones (17), DB Jaquan Brisker (15), DB Kyler Gordon (14)
- 2021 (26): OL Justin Fields (10), OL Larry Borom (8), RB Khalil Herbert (2), OL Teven Jenkins (2), DL Khyiris Tonga (2), WR Dazz Newsome (1), DB Thomas Graham Jr. (1)
- 2020 (32): DB Jaylon Johnson (13), WR Darnell Mooney (9), TE Cole Kmet (9), DB Kindie Vildor (1)
- 2019 (9): RB David Montgomery (8), TE Jesper Horsted (1)
- 2018 (29): LB Roquan Smith (14), OL James Daniels (10), WR Anthony Miller (4), DB Kevin Toliver (1)
- 2017 (42): DB Eddie Jackson (16), QB Mitchell Trubisky (12), TE Adam Shaheen (7), RB Tarik Cohen (4), WR Tanner Gentry (3)
- 2016 (66): OL Cody Whitehair (16), RB Jordan Howard (13), DL Leonard Floyd (12), DB Cre'Von LeBlanc (9), LB Nick Kwiatkoski (7), DB Deon Bush (6), TE Ben Braunecker (2), DL Jonathan Bullard (1)
- 2015 (58): DB Adrian Amos (16), DL Eddie Goldman (12), OL Hroniss Grasu (8), DB Harold Jones-Quartey (4), LB Jonathan Anderson (3), CB Bryce Callahan (3), RB Jeremy Langford (2), TE Khari Lee (7), LB John Timu (3)
- 2014 (33): CB Kyle Fuller (14), LB Christian Jones (5), DL Will Sutton (5), DB Brock Vereen (5), OL Ryan Groy (3), OL Charles Leno (1)
- 2013 (46): OL Kyle Long (16), OL Jordan Mills (16), LB Jonathan Bostic (9), LB Khaseem Greene (4), LB David Bass (1)
- 2012 (14): WR Alshon Jeffery (6), TE Evan Rodriguez (5), OL James Brown (3)
- 2011 (12): DB Chris Conte (9), OL Gabe Carimi (2), WR Dane Sanzenbacher (1)
- 2010 (12): OL JMarcus Webb (12)
- 2009 (13): DB Al Afalava (13)
- 2008 (16): RB Matt Forté (16)
- 2007 (14): DB Trumaine McBride (9), TE Greg Olsen (4), DB Kevin Payne (1)
- 2006 (15): DB Daniele Manning (14), DL Mark Anderson (1)
- 2005 (36): QB Kyle Orton (15), DB Chris Harris (13), WR Mark Bradley (4), DB Brandon McGowan (3), RB Cedric Benson (1)
- 2004 (30): DL Tommie Harris (16), DB Nathan Vasher (7), QB Craig Krenzel (5), WR Bernard Berrian (1), DL Tank Johnson (1)
- 2003 (37): LB Lance Briggs (13), DB Charles "Peanut" Tillman (13), WR Justin Gage (3), QB Rex Grossman (3), LB Joe Odom (3), RB Brock Forsey (1), WR Bobby Wade (1)
- 2002 (20): DL Alex Brown (9), OL Marc Colombo (5), TE John Gilmore (4), CB Roosevelt Williams (2)
- 2001 (15): RB Anthony Thomas (10), WR David Terrell (5)
- 2000 (37): DB Mike Brown (16), LB Brian Urlacher (14), TE Dustin Lyman (7)
- 1999 (29): DL Russell Davis (8), QB Cade McNown (6), LB Warrick Holdman (5), WR Marty Booker (4), DB Jerry Azumah (2), WR D'Wayne Bates (1), LB Khari Samuel (1), OL Rex Tucker (1), OL Jerry Wisne (1)
- 1998 (35): TE Alonzo Mayes (16), DB Tony Parrish (16), RB Curtis Enis (1), OL Olin Kreutz (1), QB Moses Moreno (1)

HISTORY



The following list includes only numbers worn in regular season or post-season play. It does not include numbers which were only worn in offseason programming, training came and/or pre-season games.

## 1

Jim Conzelman (1920)  
 Paddy Driscoll (1920, 1926-29)  
 Jake Lanum (1920-24)  
 Oscar Johnson (1924)  
 Lee Artoe (1940-43)  
 Jeff Jaeger (1996-99)  
 Ryan Quigley (2012)  
 Mike Nugent (2017)  
 Cody Parkey (2018)  
 Justin Fields (2021-23)  
 Jaylon Johnson (2024)

## 2

Joe LeFleur (1922-25)  
 Ralph King (1925)  
 Link Lyman (1926-34)  
 Dick Nesbitt (1930-33)  
 Bill Pollock (1935-36)  
 Gary Famiglietti (1938-45)  
 Doug Flutie (1986)  
 Will Furrer (1992)  
 Mike Horan (1998)  
 Paul Edinger (2000-04)  
 Jason Campbell (2012)  
 Jordan Palmer (2013)  
 Brian Hoyer (2016)  
 Cairo Santos (2017, 2020-22)  
 DJ Moore (2023-24)

## 3

Ed Sternaman (1920-30)  
 Robert Koehler (1920-21)  
 Clifford Ashburn (1930)  
 Bronko Nagurski (1930-37; 43)  
 Albert Johnson (1938)  
 Lewis Hamity (1941)  
 Dante Magnani (1943, 46, 49)  
 Jim Fordham (1944-45)  
 Eddie Allen (1947)  
 Wally Dreyer (1949)  
 RETIRED FOR NAGURSKI

## 4

Pard Pearce (1920-22)  
 Johnny Bryan (1922-25)  
 Joe Sternaman (1922-25; 1927-30)  
 Keith Molesworth (1931-38)  
 Reino Nori (1938)  
 Harry Clarke (1940-43)  
 Dante Magnani (1943, 46, 49)  
 Frank Maznicki (1942)  
 Tip Mooney (1944-46)  
 Nick Sacrinty (1947)

John Roveto (1982)  
 Steve Fuller (1984-87)  
 Jim Harbaugh (1988-93)  
 Steve Walsh (1994-95)  
 Moses Moreno (1998)  
 Brad Maynard (2001-10)  
 Jay Feely (2014)  
 Spencer Lanning (2015)  
 Connor Barth (2016-17)  
 Chase Daniel (2018-19)  
 Eddie Jackson (2021-23)  
 D'Andre Swift (2024)

## 5

Charley Dressen (1920)  
 Ken Huffine (1921)  
 Carl Hanke (1922)  
 George Bolan (1921-24)  
 Laurie Walquist (1922-31)  
 Bill Buckler (1926-31)  
 George Corbett (1932-38)  
 Anton Stofa (1939)  
 Robert MacLeod (1939-40)  
 George McAfee (1940-50)  
 Billy Stone (1951-54)  
 RETIRED FOR McAFEE

## 6

Sid Gepford (1920)  
 Jim Kendrick (1924)  
 Hec Garvey (1922-25)  
 Bill Senn (1926-31)  
 Bernie Leahy (1932)  
 Gene Ronzani (1933-40)  
 John Siegal (1939-43)  
 Don Kindt (1947-56)  
 Hans Nielsen (1981)  
 Kevin Butler (1985-95)  
 Jay Cutler (2009-16)  
 Mark Sanchez (2017)  
 Danny Trevathan (2021)  
 Kyler Gordon (2022-24)

## 7

George Halas (1920-29)  
 Joseph Lintzenich (1930-31)  
 John Sisk (1932-36)  
 Ernest Rentner (1936-37)  
 John Oelerich (1938)  
 Edgar Manske (1938-40)  
 Bill Geyer (1942)  
 Ed Sprinkle (1944-55)  
 John Huarte (1972)  
 Bob Avellini (1975-84)  
 RETIRED FOR HALAS

## 8

Leo Johnson (1920)  
 Pete Stinchcomb (1921-22)

Johnny Bryan (1922-25)  
 Roy White (1925, 1927-29)  
 Carl Brumbaugh (1930-37)  
 Al Moore (1932)  
 George Grosvenor (1935-36)  
 Charles Heileman (1939)  
 Hugh Gallarneau (1941-42, 45-47)  
 Dante Magnani (1943, 46, 49)  
 Bill Glenn (1944-45)  
 James Canady (1948-49)  
 Vince Evans (1977-83)  
 Maury Buford (1985-86, 89-91)  
 Mike Hohensee (1987)  
 Pat O'Neill (1995)  
 Carlos Huerta (1996)  
 Cade McNown (1999-2000)  
 Rex Grossman (2003-08)  
 Adam Podlesh (2011-13)  
 Jimmy Clausen (2014-15)  
 Mike Glennon (2017)  
 Tyler Bray (2020)  
 N'Keal Harry (2022)  
 Cairo Santos (2023-24)

## 9

Johnny Bryan (1922-25)  
 Roy White (1925, 1927-29)  
 Clifford Lemon (1926)  
 Walter Holmer (1929-30)  
 Paul Franklin (1930-34)  
 John Bettridge (1937)  
 Ray Buivid (1937-38)  
 Bill Osmanski (1939-45)  
 Dick Flanagan (1948-49)  
 Bob Williams (1951-53)  
 William Wade (1961-66)  
 Virgil Carter (1977)  
 John Roveto (1981)  
 Jim McMahon (1982-88)  
 Shane Matthews (1993-96, 99-01)  
 Chad Hutchinson (2004)  
 Robbie Gould (2005-15)  
 David Fales (2016)  
 Tyler Bray (2018-2019)  
 Nick Foles (2020-21)  
 Jaquan Brisker (2022-24)

## 10

Burt Ingwersen (1920-21)  
 Gus Fetz (1923)  
 Oscar Johnson (1924)  
 Milton Romney (1925-29)  
 Leland Elmes (1929)  
 Leo Jensvold (1931)  
 Jack Manders (1933-40)  
 Arthur Buss (1934-35)  
 John Petty (1942)  
 Noah Mullins (1946-49)  
 Al Campana (1950-53)



Tom O'Connell (1953)  
 Rudy Bukich (1963-68)  
 Bobby Douglass (1970-76)  
 John Duvic (1987)  
 Peter Tom Willis (1990-93)  
 Anthony Brooks (1993-94)  
 Mark Butterfield (1996)  
 Jaret Holmes (1999)  
 Louie Aguiar (2000)  
 Henry Burris (2002)  
 Kordell Stewart (2003)  
 Doug Brien (2005)  
 Richmond McGee (2009)  
 Todd Collins (2010)  
 Nathan Endelre (2011)  
 Olindo Mare (2012)  
 Marquess Wilson (2013-16)  
 Mitchell Trubisky (2017-20)  
 Damiere Byrd (2021)  
 Michael Badgley (2022)  
 Chase Claypool (2022-23)  
 Tyler Scott (2024)

## 11

Andy Feichtinger (1920-21)  
 Oscar Knop (1923-27)  
 Leland Elnes (1929)  
 Lennon Blackman (1930)  
 Link Lyman (1926-28, 30-31, 33-34)  
 Harold Ely (1932)  
 John Doehring (1932-37)  
 Arthur Buss (1934-35)  
 Joe Maniaci (1938-41)  
 Frank Morris (1942)  
 Bill Geyer (1942-43, 46)  
 Russ Reader (1947)  
 Fred Evans (1948)  
 Julie Rykovich (1949-51)  
 Jim Haluska (1956)  
 Jack Concannon (1967-71)  
 Virgil Carter (1976)  
 Greg Landry (1984)  
 Kevin Brown (1987)  
 Brian Gowins (1999)  
 Mark Hartsell (2000)  
 Jeff Blake (2005)  
 Roy Williams (2011)  
 Josh Bellamy (2014-16)  
 Kevin White (2017-18)  
 Darnell Mooney (2020-23)  
 DeAndre Carter (2024)

## 12

Jerry Jones (1920-21)  
 Lou Usher (1921, 23)  
 Abe Yourist (1923)  
 Link Lyman (1926-28, 30-31, 33-34)  
 John Ryan (1929)  
 Frank Sullivan (1935-39)

Anton Stolfi (1939)  
 Harold Lahar (1941-43)  
 Jim Benton (1943)  
 Abe Croft (1944-45)  
 Walter Lamb (1946)  
 Steve Romanik (1950-53)  
 Zeke Bratkowski (1954-59)  
 Dick Norman (1961-62)  
 Larry Rakestraw (1964-67)  
 Rusty Lisch (1984)  
 Steve Bradley (1987)  
 Erik Kramer (1994-98)  
 Brent Bartholomew (2000)  
 Chris Chandler (2002-03)  
 Jonathan Quinn (2004)  
 Justin Gage (2005-06)  
 Caleb Hanie (2009-11)  
 Josh McCown (2012-13)  
 David Fales (2014-15)  
 Matt Barkley (2016)  
 Markus Wheaton (2017)  
 Allen Robinson II (2018-21)  
 Velus Jones Jr. (2022-24)

## 13

Guy Chamberlin (1920-21)  
 George Trafton (1920-32)  
 Joe Stydahar (1936-46)  
 Monte Merkel (1942-43)  
 Jake Sweeney (1944)  
 Frank Ramsey (1945)  
 Bob Snyder (1945)  
 Thurman Garrett (1947-48)  
 Jack Dugger (1949)  
 Rick Mirer (1997)  
 Johnny Knox (2009-12)  
 Rashad Ross (2014)  
 Kevin White (2016)  
 Kendall Wright (2017)  
 Byron Pringle (2022)  
 Tyler Scott (2023)  
 Keenan Allen (2024)

## 14

Kile MacWherter (1920)  
 JR Taylor (1921-22)  
 Fred Larson (1922)  
 Link Lyman (1926-28, 30-31, 33-34)  
 Harold Cunningham (1929)  
 Frank Don Pauley (1930)  
 Lloyd Burdick (1931-32)  
 Fred Crawford (1934-35)  
 Dick Plasman (1937-41, 44)  
 Chuck Drulis (1942)  
 George Zorich (1944-46)  
 Ed Cifers (1947-48)  
 Wayne Hansen (1950-59)  
 Willie Thrower (1953)  
 Ken Gorgal (1955-56)

Rudy Bukich (1958-59, 62)  
 Bobby Douglass (1969)  
 Buddy Lee (1971)  
 Jim Harbaugh (1987)  
 Ben Bennett (1988)  
 Brian Griese (2006-07)  
 Brett Basanez (2009)  
 Eric Weems (2012-13)  
 Santonio Holmes (2014)  
 Deonte Thompson (2015-17)  
 Andy Dalton (2021)  
 Nathan Peterman (2022-23)  
 Gerald Everet (2024)

## 15

Jim Conzelman (1920)  
 Walter Veach (1920)  
 Harry Englund (1920-23)  
 Pat Flaherty (1923)  
 Verne Mullen (1923-25)  
 Bill Fleckenstein (1925-30)  
 William Buckler (1926-31)  
 Damon Wetzel (1935)  
 Henry Hammond (1937)  
 Al Matuza (1941-45)  
 Forest Masterson (1945)  
 Mike Holovak (1947-48)  
 Curley Morrison (1950-53)  
 Ed Brown (1954-61)  
 Virgil Carter (1968-69)  
 Mirro Roder (1973-74)  
 Mike Phipps (1977-81)  
 Dave Finzer (1984)  
 Bryan Wagner (1987-88)  
 Jim Miller (1999-2002)  
 Josh McCown (2011)  
 Brandon Marshall (2012-14)  
 Joshua Bellamy (2017-18)  
 Eddy Piñeiro (2019)  
 Trevor Siemian (2022)  
 Trent Taylor (2023)  
 Rome Odunze (2024)

## 16

Randolph Young (1920)  
 Russell Smith (1921-23)  
 Ed Healey (1922-27)  
 William Buckler (1926-31)  
 John Polisky (1929)  
 Henry Anderson (1931)  
 Charles Braidwood (1932)  
 Harry Richman (1929)  
 George Musso (1933-44)  
 Milt Vucinich (1945)  
 Rudy Mucha (1945-46)  
 Hank Norberg (1948)  
 George Blanda (1949-58)  
 Ed Cody (1949-51)  
 Kent Nix (1970-71)

Bob Thomas (1975-84)  
 Tim Lashar (1987)  
 Todd Sauerbrun (1995-99)  
 Craig Krenzel (2004)  
 Mark Bradley (2005-08)  
 Patrick O'Donnell (2014-21)  
 Trenton Gill (2022-23)

## 17

Ross Petty (1920)  
 Ralph Scott (1921-25)  
 Fred Larson (1922)  
 Elmer Wynne (1928)  
 George Lyon (1929)  
 Everett Nelson (1929)  
 Milton Frump (1930)  
 Jim Pederson (1932)  
 Joe Zeller (1938)  
 Bob Snyder (1939-43)  
 Pete Gudauskas (1943-44)  
 Richie Petitbon (1959-68)  
 Cliff Hardy (1971)  
 Ike Hill (1973-74)  
 Tom Barnhardt (1987)  
 Sean Payton (1987)  
 Chris Gardocki (1992-94)  
 Dave Krieg (1996)  
 Danny Wuerffel (2001)  
 Cory Sauter (2002)  
 Airese Currie (2006)  
 Juaquin Iglesias (2009)  
 Alshon Jeffery (2012-16)  
 Dontrelle Inman (2017)  
 Anthony Miller (2018-20)  
 Jakeem Grant (2021)  
 Tim Boyle (2022)  
 Ihmir Smith-Marsette (2022)  
 Tyson Bagent (2023-24)

## 18

JL Shank (1920)  
 Richard Barker (1921)  
 Heartley "Hunk" Anderson (1922-27)  
 Ed Anderson (1923)  
 Richard Murry (1924)  
 Don Murry (1924-31)  
 Edward Michaels (1935)  
 Jim Mooney (1935)  
 Joe Stydahar (1936-46)  
 Edgar Manske (1937)  
 Alec Shellog (1939)  
 Adolph Kissell (1942)  
 Joe Osmanski (1946-49)  
 Fred Negus (1950)  
 Ron Knox (1957)  
 Jerry Moore (1971-72)  
 Mike Tomczak (1985-90)  
 Steve Stenstrom (1995-98)  
 Chris Boniol (1999)

Kyle Orton (2005-08)  
 Dane Sanzenbacher (2011-12)  
 Micheal Spurlock (2014)  
 Tre McBride (2017)  
 Taylor Gabriel (2018-19)  
 Jesse James (2021)  
 Dante Pettis (2022)  
 Robert Tonyan (2023)  
 Caleb Williams (2024)

## 19

Chester May (1920)  
 Walter "Red" May (1920)  
 Hub Sjoemaker (1920)  
 George Bolan (1921-24)  
 Frank Hanny (1922-26)  
 Earl Evans (1926-29)  
 Lennon Blackmon (1930)  
 Eugene Smith (1930)  
 Latham Flanagan (1931)  
 Charles Tackwell (1931-33)  
 Dick Stahlman (1933)  
 Ed Kawal (1931-36)  
 Lou Gordon (1938)  
 John Siegal (1939-43)  
 Phil Martinovich (1940)  
 Bill Hempel (1942)  
 Nick Kerasiotis (1942, 45)  
 Dominic Sigillo (1943-44)  
 Peter Perez (1945)  
 Don Perkins (1945-46)  
 Harper Davis (1950)  
 Gary Huff (1973-76)  
 Ray Stachowicz (1983)  
 Carl Ford (2005)  
 Devin Aromashodu (2009-10)  
 Joe Anderson (2012-13)  
 Josh Morgan (2014)  
 Eddie Royal (2015-16)  
 Tanner Gentry (2017)  
 Ted Ginn Jr. (2020)  
 DeAndre Carter (2020)  
 Equanimeous St. Brown (2021-23)  
 Tory Taylor (2024)

## 20

Paddy Driscoll (1920, 1926-29)  
 Jack Mintun (1921-22)  
 Ted Drews (1928)  
 Jules "Zuck" Carlson (1929-36)  
 Fred Dreher (1938)  
 Bob Nowaskey (1940-42)  
 James Logan (1942-43)  
 Fred Munde (1943-45)  
 Jim Keane (1946-51)  
 Ray Gene Smith (1954-57)  
 Pete Johnson (1959)  
 Justin Rowland (1960)  
 Bobby Jackson (1961)

Joe Taylor (1967-74)  
 Mike Adamle (1975-76)  
 Reuben Henderson (1981-82)  
 Kevin Potter (1983-84)  
 Thomas Sanders (1985-89)  
 Mark Carrier (1990-96)  
 Corey Dowden (1997)  
 James Allen (1998-2001)  
 Roosevelt Williams (2002)  
 Thomas Jones (2004-06)  
 Adam Archuleta (2007)  
 Craig Steltz (2008-13)  
 Shaun Draughn (2014)  
 Terrance Mitchell (2014-15)  
 DeVante Busby (2016)  
 Prince Amukamara (2017-19)  
 Duke Shelley (2020-21)  
 Breon Borders (2022)  
 Travis Homer (2023-24)

## 21

Hugh Blacklock (1920-25)  
 Verne Mullen (1923-25)  
 Dick Sturtridge (1928-29)  
 Daniel McMullen (1930-31)  
 Paul Engebretsen (1932)  
 Wayland Becker (1934)  
 Dan Fortmann (1936-43)  
 Chuck Drulis (1945-50)  
 Bunny Figner (1953)  
 Ron Drzewiecki (1955)  
 Perry Jeter (1956-57)  
 Jon Arnett (1964-66)  
 Cecil Turner (1968-73)  
 Dave Gagnon (1974)  
 Nemiah Wilson (1975)  
 Reggie Frazier (1981-85)  
 Reggie Phillips (1987)  
 Donnell Woolford (1989-96)  
 Darnell Autry (1997)  
 Terry Cousin (1998-99)  
 RW McQuarters (2000-04)  
 Rashied Davis (2005)  
 Dante Wesley (2006)  
 Corey Graham (2007-11)  
 Major Wright (2012-13)  
 Ryan Mundy (2014)  
 Tracy Porter (2015-16)  
 Quintin Demps (2017)  
 Ha Ha Clinton-Dix (2019)  
 Xavier Crawford (2021)  
 Darrynton Evans (2022)  
 D'Onta Foreman (2023)  
 Jaylon Jones (2024)

## 22

Roy Adkins (1920-21)  
 Jim McMillen (1924-29)  
 Paul Schuette (1930-32)

William Karr (1933-38)  
 Saul Sherman (1939-40)  
 Norm Standlee (1941)  
 Lloyd Reese (1946)  
 Ed Ecker (1947)  
 Bobby Layne (1948)  
 George Blanda (1949-58)  
 SJ Whitman (1953-54)  
 Jesse Castete (1956)  
 Ron Drzewiecki (1957)  
 Billy Martin (1962-64)  
 Bill Martin (1964-65)  
 Charlie Brown (1966-67)  
 Ross Montgomery (1969-70)  
 Cyril Pinder (1971)  
 Clifton Taylor (1974)  
 Johnny Musso (1975-77)  
 Dave Williams (1979-81)  
 Dave Duerson (1983-88)  
 Johnny Bailey (1990-91)  
 Robert Green (1993-96)  
 Ronnie Harmon (1997)  
 Shawn Wooden (2000)  
 Than Merrill (2001)  
 Brock Williams (2003)  
 Alfonso Marshall (2004)  
 Tyler Everett (2006)  
 Matt Forté (2008-15)  
 Cre'Von LeBlanc (2016-17)  
 Kevin Toliver II (2018-19)  
 Kindle Vildor (2020-22)  
 Elijah Hicks (2023-24)

## 23

Guy Chamberlain (1920-21)  
 Roy White (1925, 27-29)  
 Ernie Vick (1927-28)  
 Ralph Maillard (1929)  
 Lyle Drury (1930-31)  
 Gilbert Bergerson (1932-33)  
 Victor Zizak (1934)  
 Ted Rosequist (1934-36)  
 Verne Oech (1936)  
 Ernest Renter (1936-37)  
 Aldo Forte (1939-42)  
 Connie Berry (1942-46)  
 Washington Serini (1948-51)  
 Jerry Shipkey (1953)  
 Dave Whitsell (1961-66)  
 Al Dodd (1967)  
 Clarence Childs (1968)  
 Lee Calland (1969)  
 Dick Daniels (1969-70)  
 Joe Barnes (1974)  
 Len Walterscheid (1977-82)  
 Shaun Gayle (1984-94)  
 Marty Carter (1995-98)  
 Jerry Azumah (1999-2005)  
 Devin Hester (2006-13)

Kyle Fuller (2014-20)  
 Marqui Christian (2021)  
 Lamar Jackson (2022)  
 Roschon Johnson (2023)

## 24

Lennie High (1920)  
 Heartley Anderson (1922-27)  
 Chuck Kassel (1927)  
 Reggie Russell (1928)  
 Roy Carlson (1928)  
 Luke Johnsos (1929-37)  
 Frank Bausch (1937-40)  
 Billy Hughes (1940-41)  
 Fred Davis (1946-51)  
 Erich Barnes (1958-60)  
 Roosevelt Taylor (1961-69)  
 Don Shy (1970-72)  
 Willie Roberts (1973)  
 Virgil Livers (1975-79)  
 Jeff Fisher (1981-84)  
 Vestee Jackson (1986-89)  
 Eric Jeffries (1987)  
 Richard Fain (1992)  
 Kevin Miniefield (1993-96)  
 Terry Cousin (1997)  
 Glyn Milburn (1998-2001)  
 Reggie Austin (2001-02)  
 Cameron Worrell (2003-04, '06, '08)  
 Ricky Manning, Jr. (2006-07)  
 Marcus Hamilton (2008)  
 Al Afalava (2009)  
 Marion Barber (2011)  
 Kelvin Hayden (2012, 14)  
 Montel Owens (2014)  
 Teddy Williams (2014)  
 Alan Ball (2015)  
 Jordan Howard (2016-18)  
 Buster Skrine (2019-20)  
 Khalil Herbert (2021-23)  
 Adrian Colbert (2024)

## 25

Garland Grange (1929-31)  
 Charles Malone (1933)  
 Walter Kiesling (1934)  
 Forrest McPherson (1935)  
 Ray Nolting (1936-43)  
 Jackie Hunt (1945)  
 Mike Jarmoluk (1946-47)  
 Ed Macon (1952-54)  
 JC Caroline (1956-65)  
 Linzy Cole (1970)  
 Ron Shanklin (1975-76)  
 Art Best (1977-78)  
 Lonnie Perrin (1979)  
 Todd Bell (1981-86)  
 Brad Muster (1988-92)  
 Keshon Johnson (1993-94)

Anthony Johnson (1995)  
 Pat Eilers (1995)  
 Chris Martin (1996)  
 Tom Carter (1997-99)  
 Thomas Smith (2000)  
 Autry Denson (2001)  
 Bobby Gray (2002-04)  
 Derek Strait (2006)  
 Garrett Wolfe (2007-10)  
 Armando Allen (2011-13)  
 KaDeem Carey (2014-16)  
 Mike Davis (2019)  
 Lamar Miller (2020)  
 Artie Burns (2021)  
 Treستان Ebner (2022)  
 Darrynton Evans (2024)

## 26

Jim Kendrick (1924)  
 Harold Erickson (1925)  
 John Mohardt (1925)  
 Henry Vick (1925-27)  
 Bert Pearson (1929-34)  
 Milford Miller (1932)  
 Kay Bell (1937)  
 Charles Apolskis (1938-39)  
 Al Baisi (1940-42)  
 Al Hoptowitz (1941-45)  
 Joe Abbey (1948)  
 Richard Barwegen (1950-52)  
 Charles Sumner (1955, 1958-60)  
 Bennie McRae (1962-70)  
 Carl Garrett (1973-74)  
 Matt Suhey (1980-89)  
 John Mangum (1990-98)  
 Jermaine Jones (1999)  
 Todd McMillon (2000-04)  
 Daven Holly (2005)  
 Trumaine McBride (2007-09)  
 DeAngelo Smith (2009)  
 Tim Jennings (2010-14)  
 Antrel Rolle (2015)  
 Deon Bush (2016-21)  
 Michael Ojemudia (2022)  
 Justin Layne (2022)  
 Quindell Johnson (2023)

## 27

James Crawford (1925)  
 Walter Voss (1927-28)  
 Harvey Long (1929)  
 John Polisky (1929)  
 Ed Kawal (1931-36)  
 Alvin Culver (1932)  
 John Doehring (1932-37)  
 Milt Trost (1935-39)  
 Joe Mihal (1940-41)  
 Edgar Jones (1945)  
 Owen Goodnight (1946)

John Sisk, Jr. (1964)  
 Randy Montgomery (1974)  
 Bob Grim (1975)  
 Mike Richardson (1983-88)  
 Brian Taylor (1989)  
 Lewis Tillman (1994-95)  
 Walt Harris (1996-2001)  
 Rabihi Abdullah (2002-03)  
 Jason Shivers (2004)  
 Chris Thompson (2005)  
 Marcus Maxey (2006)  
 Nick Turnbull (2006)  
 Kevin Jones (2008-09)  
 Major Wright (2010-11)  
 Sherrick McManis (2012-20)  
 Greg Stroman Jr. (2022-23)  
 Reddy Steward (2024)

## 28

Ed Garvey (1925)  
 Aldous Haddon (1928)  
 Larry Steinbach (1930-31)  
 Fritz Febel (1935)  
 Robert Allman (1936)  
 Gust Zarnas (1938)  
 Chet Chesney (1939-40)  
 Bob Steuber (1942-43)  
 Lloyd Lowe (1953-54)  
 Willie Galimore (1957-63)  
 RETIRED FOR GALIMORE

## 29

Bill McElwain (1925)  
 John Wallace (1928)  
 Joe Kopcha (1929-33)  
 Gus Mastrogany (1931)  
 Russ Thompson (1936-39)  
 Ed Kolman (1940-44)  
 Douglas McNulty (1943)  
 Glenn Burgeis (1945)  
 Jack Hoffman (1949-56)  
 McNeil Moore (1954-56)  
 Glen Shaw (1960)  
 Ronnie Bull (1962-70)  
 Bob Jeter (1971-72)  
 Mike Morgan (1978)  
 Vaughn Lusby (1980)  
 Dennis Gentry (1982-92)  
 Raymont Harris (1994-97)  
 Frankie Smith (1998-2001)  
 Adrian Peterson (2002-09)  
 Chester Taylor (2010)  
 Michael Bush (2012-13)  
 Danny McCray (2014)  
 Harold Jones-Quartey (2015-16)  
 Tarik Cohen (2017-21)  
 Tyrique Stevenson (2023-24)

## 30

Dick Schweidler (1938-41)  
 Gerald Seiberling (1932)  
 Bob Dunlap (1935)  
 George Wilson (1937-46)  
 Allen Smith (1947-48)  
 Herb Falkenberg (1952)  
 Bobby Jack Floyd (1953)  
 Chick Jagade (1954-55)  
 Jimmy Gunn (1970-75)  
 John Skibinski (1978-81)  
 Jack Cameron (1984)  
 George Duarte (1987)  
 George Streeter (1989)  
 James Rouse (1990-91)  
 Tony Carter (1994-97)  
 Ricky Bell (1998)  
 Mike Brown (2000-08)  
 D.J. Moore (2009-12)  
 Demontre Hurst (2014-16)  
 Benny Cunningham (2017-18)  
 Harrison Hand (2022)  
 Tarvarius Moore (2024)

## 31

Dick Schweidler (1938-41)  
 Len Akin (1942)  
 Paul Padmajersky (1944)  
 Stuart Clarkson (1946-50)  
 Emerson Cole (1952)  
 Joe Fortunato (1955-66)  
 Ross Brupbacher (1970-73)  
 Bill Knox (1974-76)  
 Anthony Hutchison (1983-84)  
 Thomas Sanders (1985-89)  
 Ken Taylor (1984)  
 Eric Jeffries (1987)  
 Bruce McCray (1987)  
 Greg Lasker (1988)  
 Mark Green (1989-92)  
 Rashaan Salaam (1995-97)  
 Daimon Shelton (2001-02)  
 Nathan Vasher (2004-09)  
 Joshua Moore (2010)  
 Brandon Meriweather (2011)  
 Isaiah Frey (2013-14)  
 Chris Pronski (2015-16)  
 Marcus Cooper Sr. (2017-18)  
 Marcus Williams (2018)  
 Jaylon Jones (2022-23)  
 Kevin Byard III (2024)

## 32

Al Grygo (1944-45)  
 Allen Smith (1947-48)  
 Johnny Lujack (1948-51)  
 Leon Campbell (1952-54)  
 Lionel Taylor (1959)  
 Ralph Kurek (1965-70)

Charlie Ford (1971-73)  
 Chris Brewer (1987)  
 Garland Rivers (1987)  
 Lemuel Stinson (1988-92)  
 Dwayne Joseph (1995-96)  
 Ricky Bell (1997)  
 Edgar Bennett (1998-99)  
 Marlon Barnes (2000)  
 Leon Johnson (2001-02)  
 Todd Johnson (2004)  
 Cedric Benson (2005-07)  
 Kahlil Bell (2009-12)  
 Michael Ford (2013)  
 Senorise Perry (2014)  
 Deiondre Hall (2016-17)  
 David Montgomery (2019-22)  
 Terell Smith (2023-24)

## 33

Denny Meyers (1931)  
 Herb Joesting (1931-32)  
 Bernie Masterson (1934-40)  
 Ray Nolting (1936-43)  
 George McAfee (1940-41; 1945-50)  
 Frank Martin (1941)  
 Johnny Long (1944-45)  
 Bill Johnson (1946-47)  
 Jack Karwales (1946-47)  
 Allen Lawler (1948)  
 Bob Perina (1949-50)  
 Wizzer White (1951-52)  
 Jerry Shipkey (1953)  
 Larry Morris (1959-65)  
 Mike Hull (1968-70)  
 Jim Grabowski (1971)  
 Gary Kosins (1972-74)  
 Ted Vactor (1975)  
 Jack Deloplane (1979)  
 Calvin Thomas (1982-87)  
 Lars Tate (1990)  
 Darren Lewis (1991-92)  
 Merrill Hoge (1994)  
 Tyrone Hughes (1997)  
 Bam Morris (1998)  
 Larry Whigham (2001-02)  
 Charles Tillman (2003-14)  
 Jeremy Langford (2015-16)  
 Taquan Mizzell (2017-18)  
 Duke Shelley (2019)  
 Jaylon Johnson (2020-23)

## 34

Jack Torrance (1939-40)  
 John Federovitch (1941, 1946)  
 John Dottley (1951-53)  
 Joe Marconi (1962-66)  
 Tim Casey (1969)  
 Bill Tucker (1971)  
 Norm Hodgins (1974)

Walter Payton (1975-87)  
 RETIRED FOR PAYTON

## 35

Dick Bassi (1938-39)  
 Lee Artoe (1940-43)  
 Bill Steinkemper (1943)  
 Fred Hartman (1947)  
 Paul Stenn (1948-51)  
 Rick Casares (1955-64)  
 Jim Harrison (1971-74)  
 Roland Harper (1975-82)  
 Mike Hintz (1987)  
 Neal Anderson (1986-93)  
 James Burton (1994-97)  
 Anthony Thomas (2001-04)  
 Todd Johnson (2005-06)  
 Ade Jimoh (2007)  
 Zackary Bowman (2008-11)  
 Jacquizz Rodgers (2015)  
 Johnathan Banks (2016)  
 Ryan Nail (2019-21)  
 Khari Blasingame (2022-24)

## 36

Stuart Clarkson (1942; 46-50)  
 Bill Steinkemper (1943)  
 Fred Mundee (1943)  
 John Morton (1945)  
 Tom Farris (1946-47)  
 Bill DeCorrevont (1948-49)  
 Merrill Douglas (1958-60)  
 James Smith (1961)  
 Ron Copeland (1969)  
 Roger Lawson (1972-73)  
 Perry Williams (1974)  
 Tom Donchez (1975)  
 Larry Schreiber (1976)  
 Wentford Gaines (1978-80)  
 Maurice Douglas (1986-94)  
 Frank Harris (1987)  
 Markus Paul (1989-93)  
 Anthony Marshall (1994-97)  
 Ray Austin (1998-99)  
 Stanley Pritchett (2001-03)  
 Jerrell Pippens (2004)  
 Brandon McGowan (2005-08)  
 Josh Bullocks (2009-10)  
 Sean Catthouse (2013)  
 Ahmad Dixon (2014)  
 Sherrod Martin (2015)  
 DeAndre Houston-Carson (2016-22)  
 Jonathan Owens (2024)

## 37

Edward Aspatore (1934)  
 Young Bussey (1940-41)  
 James Logan (1942-43)

Bernie Digris (1943)  
 Bob Steuber (1943)  
 Bob Masters (1943-44)  
 Edgar Jones (1945)  
 Charles Mitchell (1945)  
 Broughton Williams (1947)  
 John O'Quinn (1950-51)  
 George Youngblood (1969)  
 Rich Coady (1970-74)  
 Cid Edwards (1975)  
 Conrad Graham (1973)  
 Willie McClendon (1979-82)  
 Darryl Clark (1987)  
 Maurice Douglass (1986-94)  
 Pat Eilers (1995)  
 Keshon Johnson (1995)  
 Tony Parrish (1998-2001)  
 Damon Moore (2002)  
 Jason McKie (2003-09)  
 Anthony Walters (2011-13)  
 Bryce Callahan (2015-18)  
 Teez Tabor (2021)  
 Elijah Hicks (2022)

## 38

Roger Ashmore (1927)  
 Sam Francis (1937-38)  
 Charles Apolskis (1938-39)  
 Bill Milner (1947-49)  
 Ed Bradley (1950; 52)  
 William Brown (1961)  
 Ray Ogden (1969-71)  
 Dave Juenger (1973)  
 Lakei Heimuli (1987)  
 John Hardy (1991)  
 Tim Worley (1993-94)  
 Mike Faulkerson (1995-96)  
 Mike Dulaney (1997)  
 Robert Chancey (1998)  
 Eric Joyce (2002)  
 Danieal Manning (2006-10)  
 Zackary Bowman (2012-13)  
 Adrian Amos (2015-18)  
 Tashaun Gipson (2020-21)  
 A.J. Thomas (2022)  
 Ameer Speed (2024)

## 39

George Gulyanics (1947-52)  
 Pete Perini (1953-54)  
 JD Smith (1956)  
 Ralph Anderson (1958)  
 John Adams (1959-62)  
 Phil Clark (1970)  
 Reggie Sanderson (1973)  
 Robin Earl (1977-82)  
 Al Wolden (1987)  
 Jeremy Lincoln (1992-95)  
 Curtis Enis (1998)

Reggie Austin (2001-02)  
 Travis Coleman (2002)  
 Lousaka Polite (2007)  
 Derrick Martin (2013)  
 Al Louis-Jean (2014)  
 Jacoby Glenn (2015-16)  
 Eddie Jackson (2017-20)  
 Josh Blackwell (2022-24)

## 40

Al Campana (1950-53)  
 Frank Dempsey (1950-53)  
 Stan Wallace (1954-58)  
 Don Mullins (1961-62)  
 Gale Sayers (1965-71)  
 Steve Trimble (1987)  
 RETIRED FOR SAYERS

## 41

John Schiechl (1945-46)  
 Jack Matheson (1947)  
 Alf Bauman (1948-50)  
 Babe Dimancheff (1952)  
 Harland Carl (1956)  
 Brian Piccolo (1966-69)  
 RETIRED FOR PICCOLO

## 42

Sid Luckman (1939-50)  
 RETIRED FOR LUCKMAN

## 43

Jim Dooley (1952-54, 56-57, 59-62)  
 Larry Glueck (1963-65)  
 Bob Jones (1967)  
 George Farmer (1970-75)  
 Earl Douthitt (1975)  
 Craig Clemons (1972-77)  
 Mike Ulmer (1980)  
 Emery Moorehead (1981)  
 Walt Williams (1982-83)  
 Lorenzo Lynch (1987-90)  
 Trevor Cobb (1994)  
 Dennis Lundy (1995)  
 Mike Green (2000-05)  
 Josh Gattis (2007)  
 Jason Davis (2008)  
 Troy Nolan (2012)  
 Tony Fiammetta (2013-14)  
 Thomas Gafford (2015)  
 Joique Bell (2016)  
 Chris Prosinski (2017)  
 Eric Saubert (2019)  
 DeMarquis Gates (2022-23)

## 44

Paul Goebel (1925)  
 Earl Evans (1926-29)

Ray Richards (1933-36)  
 Bob Margarita (1944-46)  
 Frank Minini (1947-49)  
 Frank Szymanski (1949)  
 WD Garrett (1950)  
 Garry Lyle (1968-74)  
 Terry Schmidt (1976-84)  
 Mike Stoops (1987)  
 Todd Krumm (1988)  
 Bob Christian (1992-94)  
 Michael Hicks (1996-97)  
 Curtis Enis (1999-2000)  
 Brock Forsey (2003)  
 Cameron Worrell (2006)  
 Kevin Payne (2007-09)  
 Tyler Clutts (2011)  
 Jeremy Cain (2013-14)  
 Antone Smith (2015)  
 Nick Kwiatkowski (2016-19)  
 Devante Bond (2020)  
 Alec Ogletree (2021)  
 Matt Adams (2022)  
 Noah Sewell (2023-24)

## 45

Walt Stickel (1946-49)  
 Gerald Weatherly (1950; 1952-54)  
 Billy Stone (1951-54)  
 Bobby Watkins (1955-57)  
 Rocky Ryan (1958)  
 Don Bishop (1959)  
 Dick Gordon (1965-71)  
 Gary Fencik (1976-87)  
 Craig Heyward (1993)  
 Tony Stargell (1997)  
 Scott Dragos (2000-01)  
 Cameron Worrell (2008)  
 Chris Massey (2011)  
 Harvey Unga (2012)  
 Brock Vereen (2014-15)  
 Bralon Addison (2016)  
 Roy Robertson-Harris (2016)  
 Joel Iyiegbuniwe (2018-21)  
 Joe Thomas (2022)  
 Amen Ogbongbemiga (2024)

## 46

Al Babartsky (1943-45)  
 Chuck Hunsinger (1950-52)  
 William Anderson (1953-54)  
 Don Bingham (1956)  
 Jessee Whittenton (1958)  
 Angelo Coia (1960-63)  
 Curtiss Gentry (1966-68)  
 Craig Baynham (1970)  
 Matt Maslowski (1972)  
 Pete Van Valkenburg (1974)  
 Doug Plank (1975-82)  
 Anthony Mosley (1987)

Mickey Pruitt (1988-90)  
 John Ivlow (1993)  
 Marlon Forbes (1996-98)  
 Chris Harris (2005-06; 2010-11)  
 Jeremy Jones (2012)  
 Michael Burton (2017-18)  
 Artavis Pierce (2020-21)  
 Sam Kamara (2021)  
 Scott Daly (2024)

## 47

Ted Rosequist (1934-36)  
 Bill Conkright (1937-38)  
 Rex Proctor (1953)  
 Johnny Morris (1958-67)  
 John Davis (1970)  
 Ken Grandberry (1974)  
 Mike Spivey (1977-79)  
 Jonathan Hoke (1980)  
 Egypt Allen (1987)  
 Anthony Blaylock (1993)  
 Randy Hilliard (1998)  
 Chris Hudson (1999)  
 Ray McElroy (2000)  
 Bryan Johnson (2004-05)  
 Woodny Turenne (2009)  
 Chris Conte (2011-14)  
 Paul Lasike (2016)  
 Isaiah Irving (2017-19)  
 Xavier Crawford (2020)  
 Elijah Lee (2022)  
 A.J. Klein (2022)

## 48

Beattie Feathers (1934-37)  
 Bob Swisher (1938-41, 45)  
 Charles O'Rourke (1942)  
 Joe Vodicka (1943-45)  
 Howie Livingston (1953)  
 Harry Hugasian (1955)  
 Vic Zucco (1957-59)  
 Tommy Neck (1962)  
 Andy Livingston (1964-65)  
 Ron Smith (1965-70)  
 Allen Ellis (1973-77, 79-80)  
 Reggie Phillips (1985-87)  
 Clifton Abraham (1996)  
 Van Hiles (1997)  
 Gabe Reid (2003)  
 J.D. Runnels (2006)  
 Evan Rodriguez (2012)  
 Patrick Scales (2015-23)

## 49

James Lesane (1952-53)  
 Henry Mosley (1955)  
 Jack Johnson (1957-59)  
 Charles Bivins (1960-66)  
 Major Hazelton (1988-92)

David Tate (1968-71)  
 Joe Moore (1971-72)  
 Dave Becker (1980)  
 Donald Jordan (1984)  
 Tremayne Allen (1997)  
 Ty Hallock (1998-99)  
 Marq Cerqua (2002)  
 Marc Edwards (2005)  
 Winston Venable (2011)  
 Anthony Walters (2014)  
 Sam Acho (2015-16)  
 Andrew DePaola (2017)  
 Kylie Fitts (2018)  
 Jesper Horsted (2019)  
 Tremaine Edmunds (2023-24)

## 50

Gerald Weatherly (1950; 1952-54)  
 John Damore (1957-58)  
 Mike Pyle (1961-69)  
 Bob Hyland (1970)  
 Gene Hamlin (1971)  
 Waymond Bryant (1974-78)  
 Chris Devlin (1978)  
 Mark Merrill (1979)  
 Mike Singletary (1981-92)  
 James Anderson (2013)  
 Shea McClellin (2014)  
 Jerrell Freeman (2016-17)  
 Barkevious Mingo (2020)  
 Jeremiah Attachou (2021)  
 Sterling Weatherford (2022)  
 Carl Jones Jr. (2024)

## 51

Ken Kavanaugh (1940-41; 45-50)  
 Clinton Wager (1942-43)  
 Rudy Smeja (1944-45)  
 Wayne Hansen (1950-58)  
 Dick Butkus (1965-73)  
 Mel Rogers (1977)  
 Doug Becker (1978)  
 Bruce Herron (1978-82)  
 Kelvin Atkins (1983)  
 Jim Morrissey (1985-93)  
 Mark Rodenhauser (1987)  
 RETIRED FOR BUTKUS

## 52

Rich Coady (1970-74)  
 John Babinecz (1975)  
 Dan Neal (1975-84)  
 Cliff Thrift (1985)  
 Larry Rubens (1986)  
 Len Seward (1987)  
 Mark Rodenhauser (1987-88)  
 Mickey Pruitt (1988-91)  
 Darwin Ireland (1995)  
 Robert Bass (1995)

Bryan Cox (1996-97)  
 Andre Collins (1998)  
 Keith Burns (1999)  
 Bobbie Howard (2001-03)  
 Marcus Reese (2004)  
 Jamar Williams (2006-09)  
 Brian Iwuh (2010-11)  
 Jabara Williams (2011)  
 Blake Costanzo (2012-13)  
 Khaseem Greene (2014)  
 Jonathan Bostic (2015)  
 LaRoy Reynolds (2015)  
 Christian Jones (2016-17)  
 Khalil Mack (2018-21)  
 Khalid Kareem (2023)  
 Darrell Taylor (2024)

## 53

Pat Preston (1946-49)  
 Bill Wightkin (1950-57)  
 Billy Autrey (1953)  
 Ken Kirk (1960-61)  
 James Purnell (1964-69)  
 Dave Martin (1969)  
 Larry Rowden (1971)  
 Gail Clark (1973)  
 Dan Peiffer (1975-77)  
 Tommy Hart (1978-79)  
 Paul Tabor (1980)  
 Dan Rains (1982-86)  
 Larry Rubens (1986)  
 Dante Jones (1988-94)  
 Michael Lowery (1996-97)  
 Lemanski Hall (1998)  
 Warrick Holdman (1999-2003)  
 Corey Jenkins (2004)  
 Leon Joe (2004-06)  
 Nick Roach (2007-12)  
 Jerry Franklin (2013)  
 Darryl Sharpton (2014)  
 John Timu (2015-17)  
 Devante Bond (2019-20)  
 Ledarius Mack (2021)  
 Nicholas Morrow (2022)  
 T.J. Edwards (2023-24)

## 54

Joe Savoldi (1930)  
 Jesse Hibbs (1931)  
 Dick Klawitter (1956)  
 Charles Howley (1958-59)  
 Roger LeClerc (1960-66)  
 Bill McKinney (1972)  
 Adrian Young (1973)  
 Larry Ely (1975)  
 Tom Hicks (1976-80)  
 Brian Cabral (1981-84)  
 Doug Rothschild (1987)  
 John Adickes (1987-88)

LaSalle Harper (1989)  
 Greg Briggs (1996)  
 Ron Cox (1990-95, 1997)  
 Ricardo McDonald (1998-99)  
 Brian Urlacher (2000-12)

## 55

Bob Fenimore (1947)  
 Fred Venturelli (1948)  
 JR Boone (1948-51)  
 Robert Moser (1951-53)  
 Larry Strickland (1954-59)  
 Doug Buffone (1966-79)  
 Otis Wilson (1980-87)  
 John Roper (1989-92)  
 Vinson Smith (1993-96)  
 Sean Harris (1997)  
 Greg Jones (2001)  
 Mike Caldwell (2002)  
 Lance Briggs (2003-15)  
 Hroniss Grasu (2015-2017)  
 Josh Woods (2019-21)  
 Al Quadin-Muhammad (2022)  
 Dylan Cole (2023)  
 Jacob Martin (2024)

## 56

Bill Hewitt (1932-36)  
 RETIRED FOR HEWITT

## 57

Billy Patterson (1939)  
 Ray McLean (1940-47)  
 JR Boone (1948-51)  
 Rich Leeuwenberg (1965)  
 Dan Pride (1968-69)  
 Don Rives (1973-78)  
 Lee Kunz (1979-81)  
 Al Chesley (1982)  
 Bruce Huther (1982)  
 David Simmons (1983)  
 Tom Thayer (1985-92)  
 Eldridge Milton (1987)  
 Sean Harris (1995-96)  
 Anthony Peterson (1997)  
 Olin Kreutz (1998-2010)  
 Dom DeCicco (2012)  
 Jonathan Bostic (2013-14)  
 Lamin Barrow (2015)  
 Howard Jones (2017)  
 Kevin Pierre-Louis (2019)  
 Christian Jones (2021)  
 Jack Sanborn (2022-24)

## 58

Ed Neal (1951)  
 John Kreamcheck (1953-55)  
 Bob Konovsky (1960)  
 Franklin McRae (1967)

Jim Ferguson (1969)  
 Bob Pifferini (1972-75)  
 Jerry Muckensturm (1976-82)  
 Wilber Marshall (1984-88)  
 Steve Hyché (1989)  
 Michael Stonebreaker (1991)  
 Jay Leeuwenburg (1992-95)  
 Chris Villarrial (1996-2003)  
 Jeremy Cain (2004-05)  
 Darrell McClover (2006-08)  
 Tim Shaw (2009)  
 Rod Wilson (2010)  
 Dom DeCicco (2011)  
 Gene Hayes (2012)  
 D.J. Williams (2013-14)  
 Jonathan Anderson (2015-17)  
 Roquan Smith (2018-22)  
 Darnell Wright (2023-24)

## 59

Rudy Kuechenberg (1967-69)  
 Carl Gersbach (1975)  
 Gary Campbell (1977-83)  
 Ron Rivera (1984-92)  
 Joe Cain (1993-96)  
 Daryl Carter (1997)  
 Jim Schwantz (1998)  
 Rosevelt Colvin (1999-2002)  
 Joe Odom (2003-05)  
 Rod Wilson (2006-07)  
 Gilbert Gardner (2008)  
 Cato June (2009)  
 Pisa Tinoisamoa (2009-10)  
 Patrick Trahan (2011)  
 Jerry Franklin (2012)  
 Khaseem Greene (2013)  
 Christian Jones (2014-15)  
 Danny Trevathan (2016-20)  
 Cassius Marsh Sr. (2021)  
 Kingsley Jonathan (2022)

## 60

Don Healy (1958-59)  
 Roger Davis (1960-63)  
 Brian Schweda (1966)  
 Doug Kriewald (1967-68)  
 LeeRoy Caffey (1970)  
 Wally Chambers (1973-77)  
 Lynn Boden (1979)  
 Tom Andrews (1984-85)  
 Stan Thomas (1991-92)  
 Gene McGuire (1993-94)  
 Darwin Ireland (1994-95)  
 Casey Wiegmann (1997-2000)  
 Terrence Metcalf (2002-08)  
 Lance Louis (2009-12)  
 Taylor Boggs (2013-14)  
 Cornelius Edison (2016)  
 Dieter Eiselen (2020-21)

Bill Murray (2024)

## 61

Richard Barwegen (1950-52)

Bill George (1952-65)

Don Croftcheck (1967)

Glen Holloway (1970-73)

RETIRED FOR GEORGE

## 62

Frank Dempsey (1950-53)

Kline Gilbert (1953-57)

Mike Reilly (1964-68)

Glen Holloway (1970-73)

Tom Forrest (1974)

Dan Jiggetts (1976-82)

Mark Bortz (1983-93)

Chris Gray (1997)

Robert Newkirk (2000-01)

Lennie Friedman (2005)

Johan Asiata (2010)

Chilo Rachal (2012)

Eben Britton (2013-14)

Vladimir Ducasse (2015)

Ted Larson (2016, 2019)

Eric Kush (2020)

Lucas Patrick (2022-23)

## 63

ML Brckett (1956-57)

Bob Wetoska (1960-69)

John Neidert (1970)

Steve Kinney (1973-74)

Mark Nordquist (1975-76)

Fred Dean (1977)

Jon Morris (1978)

Tony Ardizzone (1979)

Jay Hilgenberg (1981-91)

Todd Burger (1993-97)

Ryan Benjamin (2001)

Jody Littleton (2002)

Corbin Lacina (2003)

Roberto Garza (2005-14)

Cameron Lee (2017)

Alex Bars (2019-21)

Chris Glaser (2024)

## 64

Terrell "Ted" Daffer (1954)

Mike Rabold (1964-66)

Larry Horton (1972-73)

Ernie Jenet (1972-74)

Ted Albrecht (1977-81)

John Roehlk (1987)

Dave Zawatson (1989)

Glenell Sanders (1990)

Mirko Jurkovic (1992)

Andy Heck (1994-98)

Rex Tucker (1999-2004)

Ricky Henry (2011)

Andre Gurode (2012)

Christian Tupou (2013)

Brian de la Puente (2014)

Will Montgomery (2015)

Eric Kush (2016-18)

Alex Bars (2019-21)

Mike Pennel Jr. (2022)

Nate Davis (2023-24)

Jonathan Ford (2024)

## 65

Herman Clark (1952-56)

John Hatley (1953)

Stan Fanning (1960-62)

Tom Bettis (1963)

Randy Jackson (1967-74)

Noah Jackson (1975-83)

Eugene Rowell (1987)

Tony Woods (1989)

Terry Price (1990)

Jim Schwantz (1992)

Tory Epps (1993-94)

Evan Pilgrim (1995-97)

Patrick Mannelly (1998-2013)

Patrick Omameh (2015)

Cody Whitehair (2016-23)

Coleman Shelton (2024)

## 66

Phil Martinovich (1940)

Clyde Turner (1940-52)

John Schiechl (1945-46)

RETIRED FOR TURNER

## 67

Ed Bradley (1950, 52)

Tom Roggeman (1956-57)

Abe Gibron (1958-59)

Ted Karras (1960-64)

George Seals (1965-71)

Bill Line (1972)

Mike Hoban (1974)

Dan Hultz (1974)

Phil McKinnely (1982)

Tim Norman (1983)

John Arp (1987)

Jerry Fontenot (1989-96)

Bill Schultz (1997)

Greg Huntington (1997-99)

Josh Warner (2003-04)

Josh Beekman (2007-09)

Herman Johnson (2010)

Chris Spencer (2011-12)

Jordan Mills (2013-14)

Sam Mustipher (2020-22)

Dan Feeney (2023)

## 68

Gerald Stautberg (1951)

John Badaczewski (1953)

George Burman (1964)

Howard Mudd (1969-70)

Jim Osborne (1972-84)

Paul Blair (1986-87)

Sean McInerney (1987)

Chris Dyko (1989)

Jim Flanigan (1994)

Carl Reeves (1996-98)

Bryan Anderson (2004)

Anthony Oakley (2006-07)

Frank Omiyale (2009-11)

Matt Slauson (2013-15)

Matt McCants (2016)

James Daniels (2018-21)

Doug Kramer Jr. (2024)

## 69

Ralph Jecha (1955)

William Roehelt (1958-59)

Ted Wheeler (1970)

Revie Sorey (1975-82)

Tom Myslinski (1993-94)

Vernice Smith (1993)

Octus Polk (1995-96)

Mike Gandy (2001-04)

Fred Miller (2005-08)

Kirk Barton (2008)

Henry Melton (2010-13)

Jared Allen (2014-15)

C.J. Wilson (2016)

Rashaad Coward (2017-20)

JaTyre Carter (2022-23)

## 70

Alvin Culver (1932)

Art Davis (1953-54)

Herman Lee (1958-66)

Bob Pickens (1967-68)

Kenneth Kortas (1969)

Jeff Curchin (1970-71)

Andy Rice (1972-73)

Dennis Lick (1976-81)

Henry Waechter (1982; 1984-86)

Jim Althoff (1987-88)

Troy Auzenne (1992-95)

Ken Anderson (1999)

Alfonso Boone (2001-06)

Babatunde Oshinowo (2007)

Edwin Williams (2010-12)

Michael Oia (2014)

D'Anthony Smith (2015)

Bobby Massie (2016-20)

Elijah Wilkinson (2021)

Braxton Jones (2022-24)



## 71

George Connor (1952-55)  
 Earl Leggett (1957-65)  
 Rufus Mayes (1969)  
 Tony McGee (1971-73)  
 Roger Stillwell (1975-77)  
 Rocco Moore (1980)  
 Perry Hartnett (1982-83)  
 Andy Frederick (1983-1985)  
 Jack Oliver (1987)  
 Caesar Rentie (1988)  
 James Williams (1991-2002)  
 Israel Idonije (2004-12)  
 Nick Becton (2015)  
 Josh Sitton (2016-17)  
 Jonathan Harris (2019)  
 Arlington Hambricht (2020)  
 Jason Peters (2021)  
 Riley Reiff (2022)  
 Ryan Bates (2024)

## 72

Bill Wightkin (1950-57)  
 Bill George (1952-65)  
 Ed Nickla (1959)  
 Jim Cadile (1962-72)  
 Gary Hrivnak (1973-76)  
 Brad Shearer (1978-80)  
 Jerry Doerger (1982)  
 John Janata (1983)  
 Andy Frederick (1983-85)  
 William Perry (1985-93)  
 Scott Adams (1995)  
 Jon Clark (1996-97)  
 Chris Maumalanga (1997)  
 Carl Powell (2001)  
 Ernest Grant (2002)  
 Qasim Mitchell (2003-05)  
 Jimmy Kennedy (2007)  
 Dan Buenning (2008)  
 James Marten (2009)  
 Gabe Carimi (2011-12)  
 Tracy Robertson (2013)  
 Charles Leno, Jr. (2014-20)  
 Alex Leatherwood (2022)  
 Kiran Amegadjie (2024)

## 73

Bill Bishop (1952-60)  
 Steve Barnett (1963)  
 Frank Cornish (1966-70)  
 Steve Wright (1971)  
 Rich Buzin (1972)  
 Mike Hartenstine (1975-86)  
 John Wojciechowski (1987-93)  
 Marcus Keyes (1996)  
 Kevin Dogins (2001-02)  
 Tron LaFavor (2003)  
 J'Marcus Webb (2010-12)

Austin Lane (2014)  
 Tayo Fabuluje (2015)  
 John Jenkins (2017)  
 Cornelius Lucas III (2019)  
 Daniel McCullers (2020)  
 Lachavious Simmons (2021)  
 Jake Curhan (2024)

## 74

Herman Clark (1952-56)  
 Ken Gilbert (1953)  
 Paul Lipscomb (1954)  
 Bob Kilcullen (1957-65)  
 Dan James (1967)  
 Wayne Mass (1968-70)  
 Bob Asher (1972-75)  
 Jerry Meyers (1976-79)  
 Jeff Williams (1982)  
 Jim Covert (1983-90)  
 Garland Hawkins (1995)  
 Jimmy Herndon (1997-2001)  
 Bernard Robertson (2002)  
 Scott Sanderson (2003)  
 Ruben Brown (2004-07)  
 Chris Williams (2008-12)  
 Jermon Bushrod (2013-15)  
 Jonathan Bullard (2016)  
 Germain Ifedi (2020-21)

## 75

Fred Williams (1952-62)  
 Riley Mattson (1965)  
 Dave Hale (1969-71)  
 Jeff Sevy (1975-78)  
 Henry Waechter (1985)  
 Stefan Humphries (1984-86)  
 Chuck Harris (1987)  
 John Shannon (1988-89)  
 Ron Mattes (1991)  
 Todd Perry (1993-2000)  
 Marc Colombo (2002-05)  
 Matt Toeaina (2007-12)  
 Kyle Long (2013-19)  
 Larry Borom (2021-24)

## 76

Charles Miller (1932-37)  
 Milford Miller (1932)  
 Lester McDonald (1937-39)  
 Hampton Pool (1940-43)  
 Elmo Kelly (1944)  
 Bob Cross (1952-53)  
 Ed Meadows (1954-56)  
 John Mellekas (1956-61)  
 John Johnson (1963-68)  
 Bill Staley (1970-71)  
 Dave Gallagher (1974)  
 Ron Rydalch (1975-80)  
 Steve McMichael (1981-93)

Marcus Spears (1995-96)  
 Shawn Lee (1998)  
 Brad Culpepper (2000)  
 Bobby Setzer (2002)  
 John Tait (2004-08)  
 Orlando Pace (2009)  
 Cory Brandon (2012)  
 Joe Long (2013)  
 Trevor Scott (2014)  
 Bruce Gaston (2015)  
 Mike Adams (2016)  
 Tom Compton (2017)  
 Abdullah Anderson (2019)  
 Teven Jenkins (2021-24)

## 77

Harold "Red" Grange (1925, 1929-34)  
 Link Lyman (1926-28, 30-31, 33-34)  
 RETIRED FOR GRANGE

## 78

Art Davis (1953-54)  
 Stan Jones (1954-65)  
 Harry Gunner (1970)  
 Bob Newton (1971-75)  
 John Ward (1976)  
 Greg Johnson (1977)  
 Keith Van Horne (1981-92)  
 Pat Riley (1995)  
 Blake Brockermeier (1999-2001)  
 Aaron Gibson (2003-04)  
 John St. Clair (2005-08)  
 Kevin Shaffer (2009-10)  
 James Brown (2012-13)  
 Bryan Witzman (2018)  
 Jason Spriggs (2020)

## 79

Dick Klein (1958-59)  
 Art Anderson (1961-62)  
 Dick Evey (1964-68)  
 John Hoffman (1971)  
 Lionel Antoine (1972-76)  
 Emanuel Zanders (1981)  
 Kurt Becker (1982-89)  
 Louis Age (1992)  
 Marcus Spears (1994)  
 Scotty Lewis (1995)  
 Jerry Wisne (1999-2000)  
 Steve Edwards (2002-05)  
 Levi Horn (2011)  
 Jonathan Scott (2012-13)  
 Ryan Groy (2014)  
 Terry Williams (2015)  
 Bradley Sowell (2017-18)  
 Michael Schofield III (2022)  
 Matt Pryor (2024)

### 80

Earl Britton (1925)  
Clement Neacy (1927)  
Ted Drews (1928)  
Tom Heardon (1929)  
John Helwig (1953-56)  
Ralph Anderson (1958)  
Ed Cooke (1958)  
Robert Jencks (1963-64)  
Jimmy Jones (1965-67)  
Jon Kilgore (1968)  
Jerry Simmons (1969)  
Craig Cotton (1973)  
Bo Rather (1974-78)  
Rickey Watts (1979-83)  
Tim Wrightman (1985-86)  
James Thornton (1988-92)  
Curtis Conway (1993-99)  
Dez White (2000-03)  
Bernard Berrian (2004-07)  
Brandon Lloyd (2008)  
Earl Bennett (2009-13)  
Marc Mariani (2014-15)  
MyCole Pruitt (2016)  
Trey Burton (2018-19)  
Jimmy Graham (2020-21)  
Collin Johnson (2023-24)

### 81

George Connor (1948-51)  
Larry Brink (1954)  
Doug Atkins (1955-66)  
Marty Amsler (1967, 69)  
Mike Reppond (1973)  
Clint Haselrig (1974)  
Gary Butler (1975)  
Bob Bruer (1976)  
Chuck Bradley (1977)  
Robin Earl (1977-82)  
Harry Washington (1979)  
Jay Saldi (1983-84)  
James Maness (1985)  
Lew Barnes (1986)  
Don Kindt (1987)  
Anthony Morgan (1991-93)  
Fred Banks (1993)  
Jeff Graham (1994-95)  
Bobby Engram (1996-2000)  
Ahmad Merritt (2001-03)  
Rashied Davis (2006-10)  
Sam Hurd (2011)  
Cameron Meredith (2015-16)  
J.P. Holtz (2019-21)  
Jake Tonges (2022)

### 82

Del Bjork (1937-38)  
Ray Bray (1939-42, 46-51)  
Ed Bannon (1942)

Anthony Ippolito (1943)  
Tom Roberts (1943-44)  
Jack Hoffman (1949-56)  
Dick Hensley (1953)  
Maury Youmans (1960-63)  
Rich Kreitling (1964)  
Emilo Vallez (1968-69)  
Earl Thomas (1971-73)  
Matt Maslowski (1972)  
Fred Pagac (1974)  
Royce Berry (1976)  
John Gilliam (1977)  
Alan Page (1978-81)  
Ken Margerum (1982-84)  
Brian Glasgow (1987)  
Wendell Davis (1988-93)  
Nate Lewis (1994-95)  
John Jackson (1996)  
Fabien Bownes (1996-98)  
Eddie Kennison (2000)  
John Davis (2001-02)  
Daryl Jones (2004)  
John Owens (2004)  
Gabe Reid (2005-06)  
Greg Olsen (2007-10)  
Chris Williams (2013-14)  
Khari Lee (2015)  
Logan Paulsen (2016)  
Ben Braunecker (2019)  
Dwayne Harris (2020)

### 83

Bill McCall (1952-59)  
Roger LeClerc (1960-66)  
Mac Percival (1967-73)  
Charles Wade (1974)  
Randy Burks (1976)  
Steve Rivera (1977)  
Golden Richards (1978-79)  
Kris Haines (1979-81)  
Willie Gault (1983-87)  
Lawrence White (1987)  
Eric Wright (1991-92)  
Terry Obee (1993-94)  
Michael Timpson (1995-96)  
Eric Smith (1997)  
Macey Brooks (1999-2000)  
David Terrell (2001-04)  
Mike Hass (2007)  
Max Komar (2011)  
Martellus Bennett (2013-15)  
Daniel Braverman (2016)  
Javon Wims (2018-20)  
Dazz Newsome (2021)  
Nsimba Webster (2022)

### 84

Gerald Weatherly (1950; 1952-54)  
John Farrington (1960-63)

Ron Smith (1965)  
Austin Denney (1967-69)  
Jim Seymour (1970-72)  
Richard Harris (1974-75)  
Brian Baschnagel (1976-84)  
Sam Bowers (1987)  
Ron Morris (1987-92)  
Chris Gedney (1993-96)  
Kerry Cash (1996)  
John Allred (1997-2000)  
Fred Baxter (2001-02)  
Bobby Wade (2003-05)  
Brandon Rideau (2008)  
Blake Annen (2014)  
Ben Braunecker (2016-18)  
Cordarrelle Patterson (2019-20)  
Marquise Goodwin (2021)  
Ryan Griffen (2022)  
Mercedes Lewis (2023-24)

### 85

Bob Carey (1958)  
Bill Martin (1964-65)  
Duane Allen (1966-67)  
Willie Holman (1968-73)  
Wayne Wheeler (1974)  
Steve Schubert (1975-79)  
Bob Fisher (1980-81)  
Dennis McKinnon (1983-89)  
Quintin Smith (1990)  
Keith Jennings (1991-97)  
Alonzo Mayes (1998-2000)  
Kaseem Sinceno (2000)  
John Gilmore (2002-07)  
Earl Bennett (2008)  
Matthew Mulligan (2014)  
Daniel Brown (2016-18)  
Bradley Sowell (2019)  
Cole Kmet (2020-24)

### 86

Bill Wightkin (1950-57)  
Brad Rowland (1951)  
Ed Meadows (1954-56)  
Bob Jewett (1958)  
Pete Manning (1960-61)  
Gary Barnes (1964)  
Lloyd Phillips (1967-69)  
Jim Hester (1970)  
Bob Parsons (1972-83)  
Brad Anderson (1984-85)  
Clay Pickering (1986)  
Cap Boso (1987-91)  
Barry Wagner (1992)  
Willie Harris (1993)  
Marv Cook (1994)  
Chris Penn (1997-98)  
Marty Booker (1999-2003; 2008)  
Eddie Berlin (2005)

Michael Gaines (2009)  
 Brandon Manumaleuna (2010)  
 Kyle Adams (2011-13)  
 Zach Miller (2015-17)  
 Demetrius Harris (2020)

## 87

Harlon Hill (1954-61)  
 Ed O'Bradovich (1962-71)  
 Steve DeLong (1972)  
 Tom Reynolds (1973)  
 Billy Newsome (1977)  
 Mike Cobb (1978-81)  
 Emery Moorehead (1981-88)  
 Tom Waddle (1989-94)  
 Greg Primus (1995)  
 Andre President (1995)  
 Bobby Neely (1996)  
 Ricky Proehl (1997)  
 D'Wayne Bates (1999-2001)  
 Vinny Sutherland (2002)  
 Jamin Elliott (2002)  
 Justin Gage (2003-04)  
 Muhsin Muhammad (2005-07)  
 Kellen Davis (2008-12)  
 Steve Maneri (2013)  
 Greg Scruggs (2016)  
 Adam Shaheen (2017-19)  
 Jesper Horsted (2021)  
 Chase Allen (2022)

## 88

Gene Schroeder (1951-52; 54-57)  
 Willard Dewveall (1959-60)  
 Bobby Joe Green (1962-73)  
 Jim Kelly (1974)  
 Greg Latta (1975-80)  
 Marcus Anderson (1981)  
 Brooks Williams (1981-82)  
 Ken Knapczyk (1987)  
 Glen Kozlowski (1987-92)  
 Danta Whitaker (1993)  
 Greg McMurtry (1998)  
 Fabien Bownes (1995)  
 Jack Jackson (1996)  
 Harper Le Bel (1997)  
 Marcus Robinson (1998-2002)  
 Desmond Clark (2003-10)  
 Brody Eldridge (2012)  
 Dante Rosario (2013-14)  
 Rob Housler (2015)  
 Dion Sims (2017-18)  
 Riley Ridley (2019-20)  
 Trevon Wesco (2022)

## 89

Jack Hoffman (1949-56)  
 Les Cowan (1951)  
 John Aveni (1959-60)

Mike Ditka (1961-66)  
 Terry Stoepe (1967)  
 Bob Wallace (1968-72)  
 Mel Tom (1973-75)  
 James Scott (1976-80, 1982)  
 Ken Margerum (1981)  
 Mitch Krenk (1984)  
 Keith Ortego (1985-88)  
 Will Johnson (1987)  
 Herbert Johnson (1987)  
 Brent Novoselsky (1988)  
 James Coley (1990)  
 Ryan Wetnight (1993-99)  
 Dustin Lyman (2000-04)  
 Fontel Mines (2007)  
 Matt Spaeth (2011-12)  
 RETIRED FOR DITKA

## 90

Henry Mosley (1955)  
 Al Harris (1979-87)  
 Alonzo Spellman (1992-97)  
 Van Tuinei (1999-2001)  
 Bryan Knight (2002-03)  
 Antonio Garay (2006-07)  
 Joey LaRocque (2008)  
 Jarron Gilbert (2009)  
 Julius Peppers (2010-13)  
 Jeremiah Ratliff (2014-15)  
 Ziggy Hood (2015)  
 Greg Scruggs (2015)  
 Cornelius Washington (2016)  
 Jonathan Bullard (2017-18)  
 John Jenkins (2020)  
 Angelo Blackson (2021-22)  
 Dominique Robinson (2023-24)

## 91

Pat Dunsmore (1983-84)  
 Jay Norvell (1987)  
 Fred Washington (1990)  
 Kelly Blackwell (1992)  
 Myron Baker (1993-95)  
 Rob Davis (1996)  
 John Thierry (1997-98)  
 Khari Samuel (1999-2000)  
 Tommie Harris (2004-10)  
 Amobi Okoye (2011-12)  
 David Bass (2013-14)  
 DeDe Lattimore (2014)  
 Eddie Goldman (2015-21)  
 Dominique Robinson (2022)  
 Yannick Ngakoue (2023)  
 Chris Williams (2024)

## 92

Rob Fada (1983-84)  
 Raymond Morris (1987)  
 Troy Johnson (1988-89)

Barry Minter (1993-2000)  
 Ted Washington (2001-02)  
 Hunter Hillenmeyer (2003-10)  
 Stephen Paea (2011-14)  
 Pernelle McPhee (2015-17)  
 Brent Urban (2019-20)  
 Caleb Johnson (2021)  
 Daniel Hardy (2024)

## 93

Oliver Williams (1983)  
 Will Johnson (1987)  
 Guy Teafatiller (1987)  
 Trace Armstrong (1989-94)  
 Ervin Collier (1995)  
 Paul Grasmanis (1996-98)  
 Phillip Daniels (2000-03)  
 Adewale Ogunleye (2004-09)  
 Thaddeus Gibson (2011)  
 Nate Collins (2012-13)  
 Will Sutton (2014-16)  
 Sam Acho (2017-18)  
 James Vaughters (2019-20)  
 Margus Hunt (2021)  
 Justin Jones (2022-23)  
 Byron Cowart (2024)

## 94

Mike January (1987)  
 Dick Chapura (1987-89)  
 John Thierry (1994-96)  
 Shane Burton (1999)  
 Ty Hallock (2000)  
 Keith Traylor (2001-03)  
 Alain Kashama (2004)  
 Brendon Ayanbadejo (2005-07)  
 Marcus Harrison (2008-09)  
 Charles Grant (2010)  
 Nick Reed (2011)  
 Chauncey Davis (2011)  
 Cornelius Washington (2013-15)  
 Leonard Floyd (2016-19)  
 Robert Quinn (2020-22)  
 Andrew Brown (2022)  
 Rasheem Green (2023)  
 Austin Booker (2024)

## 95

Richard Dent (1983-93, 1995)  
 Pat Riley (1995)  
 Dana Howard (1996)  
 Mark Thomas (1997-98)  
 Russell Davis (1999)  
 Troy Wilson (2000)  
 Karon Riley (2001)  
 Keith McKenzie (2002)  
 John Stamper (2002)  
 Ian Scott (2003-06)  
 Anthony Adams (2007-11)

Larry Grant (2013)  
Cheta Ozougwu (2012-13)  
Ego Ferguson (2014-15)  
Roy Robertson-Harris (2017-20)  
Khyiris Tonga (2021)  
Jalyn Holmes (2022)  
DeMarcus Walker (2023-24)

96

Keith Ortego (1985-87)  
Greg Fitzgerald (1987)  
Tim Ryan (1990-93)  
Percy Snow (1993)  
Al Fontenot (1993-96)  
Tyrone Williams (1997)  
Chris Draft (1998)  
Clyde Simmons (1999-2000)  
Henry Taylor (2001)  
Alex Brown (2002-09)  
Barry Turner (2010)  
Mario Addison (2011)  
Zach Minter (2013)  
Jeremiah Rattiiff (2013)  
Terrell Manning (2014)  
Jarvis Jenkins (2015)  
Akiem Hicks (2016-21)  
Armon Watts (2022)  
Zacch Pickens (2023-24)

97

Bobby Bell (1987)  
Sean Smith (1987-88)  
Chris Zorich (1991-97)  
Mike Wells (1998-2000)  
Christian Peter (2002)  
Michael Haynes (2003-05)  
Mark Anderson (2006-10)  
J. T. Thomas (2012)  
Landon Cohen (2013)  
Willie Young (2014-17)  
Nick Williams (2018-19)  
Mario Edwards Jr. (2020-21)  
Taco Charleton (2022)  
Andrew Billings (2023-24)

98

Tyrone Keys (1983-85)  
Brian Glasgow (1987)  
Jon Norris (1987)  
Greg Clark (1988)  
Carl Simpson (1993-97)  
Bryan Robinson (1998-2003)  
Shurron Pierson (2004)  
Dusty Dvoracek (2007-08)  
Darrell McClover (2009)  
Corey Wootton (2010-13)  
Brandon Dunn (2014-15)  
Mitch Unrein (2015-17)  
Bilal Nichols (2018-21)

Gerri Green (2022)  
Montez Sweat (2023-24)

99

Jim Daniell (1945)  
Dan Hampton (1979-90)  
Tim Ryan (1990-93)  
Jim Flanigan (1995-2000)  
Joe Tafoya (2001-03)  
Tank Johnson (2004-06)  
Darwin Walker (2007)  
Gaines Adams (2009)  
Marcus Harrison (2010)  
Shea McClellin (2012-13)  
Lamarr Houston (2014-17)  
Aaron Lynch (2018-19)  
Trevis Gipson (2020-22)  
Gervon Dexter Sr. (2023-24)

This is a list of players who have been on the Chicago Bears active roster for at least one NFL game from 1920 through 1994. Beginning in 1995, the list includes players who were on the 53-man roster but may not have appeared in one game.

\*\* indicates no known jersey number

A	#	Years
Abbey, Joe (North Texas State), E.....	26	1948
Abdullah, Rabihi (Lehigh), RB.....	27	2002-03
Abraham, Clifton (Florida State), CB.....	48	1996
Acho, Sam (Texas), LB.....	49, 93	2015-18
Adams, Mike (Northwestern), RB.....	20	1975-76
Adams, Anthony (Penn State), DT.....	95	2007-11
Adams, Gaines (Clemson), DE.....	99	2009
Adams, John (Los Angeles State), B.....	39	1959-62
Adams, Kyle (Purdue), TE.....	86	2011-13
Adams, Matthew (Houston), LB.....	44	2022
Adams, Mike (Ohio State), OL.....	76	2016
Adams, Rodney (South Florida), WR.....	13	2021
Adams, Scott (Georgia), T.....	72	1995
Addison, Bralon (Texas), LB.....	45	2016
Addison, Mario (Troy), DE.....	96	2011
Adickes, John (Baylor), C.....	54	1987-88
Adkins, Roy (Millikin & Bethany), G.....	22	1920-21
Afalava, Al (Oregon State), S.....	24	2009
Age, Louis (SW Louisiana), T.....	79	1992
Aguiar, Louie (Utah State), P.....	10	2000
Akin, Len (Baylor), G.....	31	1942
Albrecht, Ted (California), T.....	64	1977-81
Allen, Armando (Notre Dame), RB.....	25	2011-12
Allen, Chase (Iowa State), TE.....	87	2022
Allen, Duane (Santa Ana), E.....	85	1966-67
Allen, Eddie (Penn), FB.....	3	1947
Allen, Egypt (TCU), DB.....	47	1987
Allen, James (Oklahoma), RB.....	20	1998-2001
Allen, Jared (Idaho State), DE.....	69	2014-15
Allen, Keenan (California), WR.....	13	2024
Allen, Tremayne (Florida), TE.....	49	1997-98
Allman, Robert* (Michigan State), E.....	28	1936
Allred, John (USC), TE.....	84	1997-2000
Althoff, Jim (Winona State), DT.....	70	1987
Amegadzie, Kiran (Yale), OL.....	72	2024
Amos, Adrian (Penn State), S.....	38	2015-18
Amsler, Marty (Evansville), DE.....	81	1967, 69
Amukamara, Prince (Nebraska), CB.....	20	2017-19
Anderson, Abdullah (Bucknell) DL.....	76	2019
Anderson, Art (Idaho), T.....	79	1961-62
Anderson, Brad (Arizona), WR.....	86	1984-85
Anderson, Bryan (Pittsburgh), G.....	68	2004
Anderson, Ed (Notre Dame), E.....	18	1923
Anderson, Henry (Northwestern), G.....	16	1931
Anderson, Hunk (Notre Dame), G.....	18, 24	1922-27
Anderson, James (Virginia Tech), LB.....	50	2013
Anderson, Joe (Texas Southern), WR.....	19	2012-13
Anderson, Jonathan (TCU), LB.....	58	2015-17
Anderson, Ken (Arkansas), DT.....	70	1999
Anderson, Marcus (Tulane), WR.....	88	1981
Anderson, Mark (Alabama), DE.....	97	2006-10
Anderson, Neal (Florida), RB.....	35	1986-93
Anderson, Ralph (Los Ang. St.), E.....	39, 80	1958
Anderson, William (Compton JC), HB.....	46	1953-54
Andrews, Tom (Louisville), C.....	60	1984-85
Annen, Blake (Cincinnati), TE.....	84	2014

Antoine, Lionel (Southern Illinois), T.....	79	1972-76, 78
Apolskis, Charles (DePaul), E.....	26, 38	1938-39
Archuleta, Adam (Arizona State), S.....	20	2007
Ardizzone, Tony (Northwestern), C.....	63	1979
Armstrong, Trace (Florida), DE.....	93	1989-94
Arnett, Jon (USC), HB.....	21	1964-66
Aromashodu, Devin (Auburn), WR.....	19	2008-10
Arp, John (Lincoln), T.....	67	1987
Artoe, Lee (California), T.....	1, 35	1940-43
Ashburn, Clifford* (Nebraska), T.....	3	1930
Asher, Bob (Vanderbilt), T.....	74	1972-75
Ashmore, M. Roger (Gonzaga), T.....	38	1927
Asiata, Johan (UNLV), G.....	62	2010
Aspatore, Edward (Marquette), T.....	37	1934
Atkins, Doug (Tennessee), E.....	81	1955-66
Atkins, Kelvin (Illinois), LB.....	51	1983
Attachou, Jeremiah (Georgia Tech), LB.....	50	2021
Austin, Ray (Tennessee), S.....	36	1998-99
Austin, Reggie (Wake Forest), CB.....	24, 39	2001-02
Autrey, Billy (Stephen F. Austin), C.....	53	1953
Autry, Darnell (Northwestern), RB.....	21	1997
Auzenne, Troy (California), T.....	70	1992-95
Avellini, Bob (Maryland), QB.....	7	1975-84
Aveni, John (Indiana), E.....	89	1959-60
Ayanbadejo, Brendon (UCLA), LB.....	94	2005-07
Azumah, Jerry (New Hampshire), CB.....	23	1999-2005

B	#	Years
Babartsky, Al (Fordham), T.....	46	1943-45
Babinecz, John (Villanova), LB.....	52	1975
Badaczewski, John (Western Reserve), G.....	68	1953
Badgley, Michael (Miami), K.....	10	2022
Bagent, Tyson (Shepherd), QB.....	17	2023-24
Bailey, Johnny (Texas A&I), WR.....	22	1990-91
Baisi, Al (West Virginia), G.....	26	1940-42
Baker, Myron (Louisiana Tech), LB.....	91	1993-95
Baldwin, Ervin (Michigan St.), DE.....	99	2008
Ball, Alan (Illinois), CB.....	24	2015
Banks, Fred (Liberty), WR.....	81	1993
Banks, Johnthan (Mississippi State), DB.....	35	2016
Barber, Kurt (USC), DE.....	97	1997
Barber, Marion (Minnesota), RB.....	24	2011
Barker, Richard (Iowa State), G.....	18	1921
Barkley, Matt (USC), QB.....	12	2016
Barnard, Brooks (Maryland), P.....	16	2003
Barnes, Erich (Purdue), HB/DB.....	24	1958-60
Barnes, Gary (Clemson), E.....	86	1964
Barnes, Joe (Texas Tech), QB.....	23	1974
Barnes, Lew (Oregon), WR.....	81	1986
Barnes, Marlon (Colorado), RB.....	32	2000
Barnett, Steve (Oregon), T.....	73	1963
Barnhardt, Tom (North Carolina), P.....	17	1987
Barrow, Lamin (LSU), LB.....	57	2015
Bars, Alex (Notre Dame) OL.....	63	2019-21
Barth, Connor (North Carolina), K.....	4	2016-17
Bartholomew, Brent (Ohio State), P.....	12	2000
Barton, Kirk, (Ohio State), T.....	69	2008
Barwegan, Richard (Purdue), G.....	26, 61	1950-52
Basanez, Brett (Northwestern), QB.....	14	2009
Baschnagel, Brian (Ohio State), WR.....	84	1976-84
Baskerville, Micah (LSU), LB.....	47	2024
Bass, David (Missouri Western St.), DE.....	91	2013-14
Bass, Robert (Miami-FL), LB.....	52	1995

Bassi, Dick (Santa Clara), G	35	1938-39	Booker, Marty (NW Louisiana), WR	86	1999-2003; 08
Bates, D'Wayne (Northwestern), WR	87	1999-2001	Boone, Alfonso (Mt. San Ant. JC), DT	70	2001-06
Bates, Ryan (Penn State), OL	71	2024	Boone, JR (Tulsa), HB	55, 57	1948-51
Battles, Bill (Brown), E	**	1939	Borders, Breon (Duke), CB	20	2022
Bauman, Alf (Northwestern), T	41	1948-50	Borom, Larry (Missouri), OL	75	2021-23
Bausby, DeVante (Pittsburgh State), DB	20	2016	Bortz, Mark (Iowa), G	62	1983-94
Bausch, Frank (Kansas), C	24	1937-40	Boso, Cap (Illinois), TE	86	1987-91
Baxter, Fred (Auburn), TE	84	2001-02	Bostic, Jonathan (Florida), LB	57, 52	2013-15
Baynham, Craig (Georgia Tech), RB	46	1970	Bowers, Sam (Fordham), TE	84	1987
Becker, Dave (Iowa), S	49	1980	Bowman, Zackary (Nebraska), CB	35, 38	2008-13
Becker, Doug (Notre Dame), LB	51	1978	Bownes, Fabien (W. Illinois), WR	82, 88	1995-98
Becker, Kurt (Michigan), G	79	1982-88; 90	Boyle, Tim (Uconn), QB	17	2022
Becker, Wayland (Marquette), E	21	1934	Brackett, ML (Auburn), T	63	1956-57
Becton, Nick (Virginia Tech), G/T	71	2015	Bradley, Chuck (Oregon), TE	81	1977
Beekman, Josh (Boston College), G	67	2007-09	Bradley, Ed (Wake Forest), G	38, 67	1950; 52
Bell, Bob (Missouri), LB	97	1987	Bradley, Mark (Oklahoma), WR	16	2005-08
Bell, Joique (Wayne State), RB	43	2016	Bradley, Steve (Indiana), QB	12	1987
Bell, Kahili (UCLA), RB	32	2009-12	Braidwood, Charles (Chattanooga), E	16	1932
Bell, Kay (Washington State), T	26	1937	Bramhall, Art (DePaul), HB	**	1931
Bell, Ricky (NC State), CB	30, 32	1997-98	Brandon, Cory (Oklahoma), T	76	2012
Bell, Todd (Ohio State), S	25	1981-84; 86	Bratkowski, Edmund "Zeke (Ga.), QB	12	1954; 57-60; 72
Bellamy, Josh (Louisville),	11, 15	2014-18	Braunecker, Ben (Harvard), TE	84	2016-19
Belton, Keith (Syracuse), FB	44	2004	Braverman, Daniel (Western Michigan), WR	83	2016
Benjamin, Ryan (South Florida), LS	63	2001	Bray, Ray (Western Michigan), G	82	1939-42; 46-51
Bennett, Ben (Duke), QB	1987		Bray, Tyler (Tennessee), QB	9	2018
Bennett, Earl (Vanderbilt), WR	85, 80	2008-13	Brewer, Chris (Arizona), RB	32	1987
Bennett, Edgar (Florida State), RB	32	1998-99	Briggs, Greg (Texas Southern), LB	54	1996
Bennett, Martellus (Texas A&M), TE	83	2013-15	Briggs, Lance (Arizona), LB	55	2003-14
Benson, Cedric (Texas), RB	32	2005-07	Brien, Doug (California), K	10	2005
Benton, Jim (Arkansas), E	12	1943	Brink, Larry (Northern Illinois), E	80	1954
Berger, Mitch (Colorado), P	17	1995	Brisker, Jaquan (Penn State), S	9	2022-24
Bergerson, Gilbert (Oregon State), G	23	1932-33	Britton, Earl (Illinois), FB	80	1925
Berlin, Eddie (Northern Iowa), WR	86	2005	Britton, Eben (Arizona), G/T	62	2013-14
Berrian, Bernard (Fresno State), WR	80	2004-07	Brockermeyer, Blake (Texas), T	78	1999-2001
Berry, Connie, M. (NC State), E	23	1942-46	Brockman, Edward (Oklahoma), B	**	1930
Berry, Royce (Houston), DE	82	1976	Brooks, Anthony (E. Texas St.), WR	10	1993
Best, Art (Kent State), RB	25	1977-78	Brooks, Macey (James Madison), WR	83	1999-2000
Bettis, Tom (Purdue), LB	65	1963	Brown, Alex (Florida), DE	96	2002-09
Bettridge, John (Ohio State), HB	9	1937	Brown, Andrew (Virginia), DL	94	2022
Billings, Andrew (Baylor), DL	97	2023-24	Brown, Daniel (James Madison), TE	85	2016-18
Bingham, Don (Sul Ross), HB	46	1956	Brown, Charlie (Syracuse), DB	22	1966-67
Bishop, Bill (North Texas), T	73	1952-60	Brown, Ed (San Francisco), QB/P	15	1954-61
Bishop, Don (Los Angeles City), E	45	1959	Brown, James (Troy), T/G	78	2012-13
Bivins, Charles (Morris Brown), HB	49	1960-66	Brown, Kevin (W. Texas State), P	11	1987
Bjork, Del (Oregon), T	82	1937-38	Brown, Mike (Nebraska), S	30	2000-08
Blackburn, JA, T	**	1923	Brown, Ruben (Pittsburgh), G	74	2004-07
Blacklock, Hugh (Michigan State), T	21	1920-25	Brown, William (Illinois), FB	38	1961
Blackman, Lennon (Tulsa), HB	11, 19	1930	Bruer, Bob (Mankato State), TE	81	1976
Blackson, Angelo (Auburn), DE	90	2021-22	Brumbaugh, Carl (Florida), QB	8	1930-37
Blackwell, Josh (Duke), CB	39	2022-24	Brupbacher, Ross (Texas A&M), LB	31	1970-73
Blackwell, Kelly (TCU), TE	91	1992	Bryan, Johnny (Chicago), HB	4, 8, 9	1922-25
Blair, Paul (Oklahoma State), T	68	1986-87	Bryant, Waymond (Tennessee St.), LB	50	1974-77
Blake, Jeff (East Carolina), QB	11	2005	Buckler, William "Bill" (Alabama), G	5, 15, 16	1926-31
Blanda, George (Kentucky), QB/K	16, 22	1949-58	Buenning, Dan (Wisconsin), G	72	2008
Blasingame, Khari (Vanderbilt), FB	35	2022-24	Buffone, Doug (Louisville), LB	55	1966-79
Blaylock, Anthony (Winston-Salem), CB	47	1993	Buford, Maury (Texas Tech), P	8	1985-86; 89-91
Boden, Lynn (South Dakota State), G	60	1979	Buivild, Ray (Marquette), QB/HB	9	1937-38
Boggs, Taylor (Humboldt State), G/C	60	2013-14	Bukich, Rudy (USC), QB	10, 14	1958-59; 62-68
Boland, George (Purdue), FB	5, 19	1921-24	Bull, Ronnie (Baylor), B	29	1962-70
Bond, Devante (Oklahoma) LB	53	2019-20	Bullard, Jonathan (Florida), DL	74	2016-18
Bonderant, JB (DePaul), C	**	1922	Bullocks, Josh (Nebraska), S	36	2009-10
Bonioli, Chris (Louisiana Tech), K	18	1999	Burdick, Lloyd (Illinois), T	14	1931-32
Booker, Austin (Kansas), DL	94	2024	Burgeis, Glenn (Tulsa), T	29	1945

Burger, Todd (Penn State), G.....	63	1993-97
Burks, Randy (SE Oklahoma St.), WR.....	83	1976
Burman, George (Northwestern), T.....	68	1964
Burns, Artie (Miami), DB.....	25	2021
Burns, Keith (Oklahoma State), LB.....	52	1999
Burris, Henry (Temple), QB.....	10	2002
Burton, James (Fresno State), CB.....	35	1994-97
Burton, Michael (Rutgers), FB.....	46	2018
Burton, Shane (Tennessee), DT.....	94	1999
Burton, Trey (Florida), TE.....	80	2018-19
Bush, Deon (Miami, Fla.), DB.....	26	2016-21
Bush, Michael (Louisville), RB.....	29	2012-13
Bushrod, Jermon (Towson), T.....	74	2013-15
Buss, Arthur (Michigan State), T.....	10, 11	1934-35
Bussey, Young (LSU), QB.....	37	1940-41
Burtus, Dick (Illinois), LB.....	51	1965-73
Butler, Gary (Rice), TE.....	81	1975
Butler, Kevin (Georgia), K.....	6	1985-95
Butterfield, Mark (Stanford), QB.....	10	1996
Buzin, Rich (Penn State), T.....	73	1972
Byard III, Kevin (Middle Tennessee State), DB.....	31	2024
Byrd, Damiere (South Carolina), WR.....	10	2021

<b>C</b>	<b>#</b>	<b>Years</b>
Cabral, Brian (Colorado), LB.....	54	1981-86
Cadile, James (San Jose State), G.....	72	1962-72
Caffey, Lee Roy (Texas A&M), LB.....	60	1970
Cain, Jeremy (Massachusetts), LB/LS.....	58, 44	2004-05; 13-14
Cain, Joe (Oregon Tech), LB.....	59	1993-96
Caldwell, Mike (Middle Tenn. St.), LB.....	55	2002
Callahan, Bryce (Rice), CB.....	37	2015-18
Calland, Lee (Louisville), CB.....	23	1969
Cameron, Jack (Winston-Salem), WR.....	30	1984
Campana, Al (Youngstown), HB.....	10, 40	1950-53
Campbell, Gary (Colorado), LB.....	59	1977-83
Campbell, Jason (Auburn), QB.....	2	2012
Campbell, Leon (Arkansas), FB.....	32	1952-54
Canady, James (Texas), HB.....	8	1948-49
Carey, Bob (Michigan State), E.....	85	1958
Carey, KaDeem (Arizona), RB.....	25	2014-16
Carimi, Gabe (Wisconsin), G/T.....	72	2011-12
Carl, Harland (Wisconsin), HB.....	41	1956
Carlson, Jules "Zuck" (Oregon St.), G.....	20	1929-36
Carlson, Stephen (Princeton), TE.....	88	2023
Caroline, JC (Illinois), DB.....	25	1956-65
Carrier, Mark (USC), S.....	20	1990-96
Carter, Daryl (Wisconsin), LB.....	59	1997
Carter, DeAndre (Sacramento State), WR.....	19, 11	2020, 24
Carter, Ja'Tyre (Southern), OL.....	69	2022-23
Carter, Marty (Mid. Tenn. St.), S.....	23	1995-98
Carter, Tom (Notre Dame), CB.....	25	1997-99
Carter, Tony (Minnesota), RB.....	30	1994-97
Carter, Virgil (BYU), QB.....	9, 11, 15	1968-69; 76-77
Casares, Rick (Florida), FB.....	35	1955-64
Casey, Tim (Oregon), LB.....	34	1969
Cash, Kerry (Texas), TE.....	84	1996
Castete, Jesse (McNeese State), HB.....	22	1956
Catthouse, Sean (California), S.....	36	2013
Cerqua, Marq (Carson-Newman), LB.....	49	2002
Chamberlin, Guy (Nebraska), E.....	13, 23	1920-21
Chambers, Wally (E Kentucky), DT.....	60	1973-77
Chancey, Robert, FB.....	38	1998
Chandler, Chris (Washington), QB.....	12	2002-03

Chapura, Dick (Missouri), DT.....	94	1987-89
Charlton, Taco (Michigan), DE.....	97	2022
Chesley, Al (Pittsburgh), LB.....	57	1982
Chesney, Chester "Chet" (DePaul), C.....	28	1939-40
Childs, Clarence (Florida A&M), DB.....	23	1968
Christian, Bob (Northwestern), FB.....	44	1992-94
Christian, Marqui (Midwestern State), DB.....	43	2021
Cifers, Ed (Tennessee), E.....	14	1947-48
Clark, Darryl (Texas), RB.....	37	1987
Clark, Desmond (Wake Forest), TE.....	88	2003-10
Clark, Gail (Michigan State), LB.....	53	1973
Clark, Greg (Arizona State), LB.....	98	1988
Clark, Herman (Oregon State), G.....	65, 74	1952-56
Clark, Jon (Temple), T.....	72	1996-97
Clark, Phil (Northwestern), DB.....	39	1970
Clarke, Harry (West Virginia), HB.....	4	1940-43
Clarkson, Stuart (Texas A&I), G.....	31, 36	1942, 46-50
Claypool, Chase (Notre Dame), WR.....	10	2022-23
Clausen, Jimmy (Notre Dame), QB.....	8	2014-15
Clemons, Craig (Iowa), S.....	43	1972-77
Clinton-Dix, Ha Ha (Alabama), S.....	21	2019
Clutts, Tyler (Fresno State), FB.....	44	2011
Coady, Rich (Memphis State), C/E.....	37, 52	1970-74
Cobb, Mike (Michigan State), TE.....	87	1978-81
Cobb, Trevor (Rice), RB.....	43	1994
Cody, Ed (Purdue), FB.....	16	1949-50
Cohen, Landon (Ohio), DT.....	97	2013
Cohen, Tariq (North Carolina A&T), RB.....	29	2017-20
Coia, Angelo (USC), HB.....	46	1960-63
Colbert, Adrian (Texas), S.....	23	2022, 24
Cole, Dylan (Missouri State), LB.....	55	2023
Cole, Emerson (Toledo), FB.....	31	1952
Cole, Linzy (TCU), WR.....	25	1970
Coleman, Quincy (Jackson State), CB.....	43	1998
Coleman, Travis (Hampton), DB.....	39	2002
Coley, James (Clemson), TE.....	89	1990
Collier, Ervin (Florida A&M), DT.....	93	1995
Collins, Andre (Penn State), LB.....	92	1998
Collins, Aviante (TCU), OL.....	74	2023
Collins, Nate (Virginia), DT.....	93	2012-13
Collins, Todd (Michigan), QB.....	10	2010
Colombo, Marc (Boston College), T.....	75	2002-05
Colvin, Roosevelt (Purdue), LB.....	59	1999-2002
Compton, Tom (South Dakota), OL.....	76	2017
Concannon, Jack (Boston College), QB.....	11	1967-71
Conkright, Bill (Oklahoma), C.....	47	1937-38
Connor, George (Notre Dame), T/LB.....	71, 81	1948-55
Conte, Chris (California), S.....	47	2011-14
Conway, Curtis (USC), WR.....	80	1993-99
Conzelman, Jim (Washington), QB.....	1, 15	1920
Cook, Daimon (Bethune-Cookman), T.....	76	2001
Cook, Marv (Iowa), TE.....	86	1994
Cooke, Ed (Maryland), E.....	80	1958
Cooper Sr., Marcus (Rutgers), DB.....	31	2017-18
Copeland, Ron (UCLA), WR.....	36	1969
Corbett, George (Millikin), HB.....	5	1932-38
Cornish, Frank (Grambling), DT.....	73	1966-70
Corzine, Lester (Davis & Elkins), HB.....	**	1938
Costanzo, Blake (Lafayette), LB.....	52	2012-13
Cotton, Craig (Youngstown), TE.....	80	1973
Coulter, Isaiah (Rhode Island), WR.....	19	2021
Cousin, Terry (South Carolina), CB.....	21, 24	1997-99
Covert, Jim (Pittsburgh), T.....	74	1983-90

Cowan, Les (McMurry), T.....	89	1951
Coward, Rashad (Old Dominion), DL.....	69	2017-2020
Cowart, Byron (Maryland), DL.....	93	2024
Cowsette, Delbert (Maryland), DT.....	73	2006
Cox, Bryan (W. Illinois), LB.....	52	1996-97
Cox, Ron (Fresno State), LB.....	54	1990-95, '97
Crawford, Fred (Duke), T.....	14	1934-35
Crawford, James (Illinois), G.....	27	1925
Crawford, Xavier (Central Michigan), DB.....	47	2020-21
Croft, Abe (SMU), E.....	12	1944-45
Croftcheck, Don (Indiana), G.....	61	1967
Cross, Bob (Stephen F. Austin), T.....	76	1952-53
Cruikshank, Dane (Arizona), S.....	29	2022
Culpepper, Brad (Florida), DT.....	76	2000
Culver, Alvin (Notre Dame), T.....	27, 70	1932
Cunningham, Benny (Middle Tennessee), RB.....	30	2017-18
Cunningham, Harold (Ohio State), E.....	14	1929
Curchin, Jeff (Florida State), T.....	70	1970-71
Curhan, Jake (California), OL.....	73	2024
Currie, Airese (Clemson), WR.....	17	2006
Cutler, Jay (Vanderbilt), QB.....	6	2009-16

D	#	Years
Daffer, Terrell "Ted" (Tennessee), E.....	64	1954
Dalton, Andy (TCU), QB.....	14	2021
Daly, Scott (Notre Dame), LS.....	46	2024
Damore, John (Northwestern), C.....	50	1957-59
Daniel, Chase (Missouri), QB.....	4	2018-19
Daniell, Jim (Ohio State), T.....	99	1945
Daniels, Dick (Pacific-Oregon), S.....	23	1969-70
Daniels, James (Iowa), OL.....	68	2018-21
Daniels, Phillip (Georgia), DE.....	93	2000-03
Davis, Art (Alabama State), T.....	70, 78	1953-54
Davis, Chauncey (Florida State), DE.....	94	2011
Davis, Fred (Alabama), T.....	24	1946-51
Davis, Harper (Miss. St.), HB.....	19	1950
Davis, Jason (Illinois), FB.....	43	2008
Davis, John (Emporia State), TE.....	82	2001-02
Davis, John (Missouri), DB.....	47	1970
Davis, Kellen (Michigan State), TE.....	87	2008-12
Davis, Mike (South Carolina) RB.....	25	2019
Davis, Nate (Charlotte), OL.....	64	2023-24
Davis, Rashied (San Jose St.), CB/WR.....	21, 81	2005-10
Davis, Rob (Shippensburg - PA), DT/LS.....	91	1996
Davis, Roger (Syracuse), G.....	60	1960-63
Davis, Russell (North Carolina), DE.....	95	1999
Davis, Wendell (LSU), WR.....	82	1988-93
de la Puente, Brian (California), C/G.....	64	2014
Dean, Fred (Texas Southern), G.....	63	1977
DeCicco, Dom (Pittsburgh), LB.....	57, 58	2011-12
DeCorrevont, Bill (Northwestern), HB.....	36	1948-49
DeLong, Steve (Tennessee), DE.....	87	1972
Deloplaïne, Jack (Salem), RB.....	33	1979
Demps, Quintin (UTEP), DB.....	21	2017
Dempsey, Frank (Florida), G/LB.....	40, 62	1950-53
Denney, Austin (Tennessee), E.....	84	1967-69
Denson, Autry (Notre Dame), RB.....	25	2001
Dent, Richard (Tennessee St.), DE.....	95	1983-93; 95
DePaola, Andrew (Rutgers), LS.....	49	2017
Devlin, Chris (Penn State), LB.....	50	1978
Dewveall, Willard (SMU), E.....	88	1959-60
Dexter Sr., Gervon (Florida), DL.....	99	2023-24
Digiris, Bernie (Holy Cross), T.....	37	1943

Dimancheff, Boris "Babe" (Purdue), HB.....	41	1952
Dirka, Mike (Pittsburgh), TE.....	89	1961-66
Dixon, Ahmad (Baylor), S.....	36	2014
Dodd, Al (NW Louisiana), DB.....	23	1967
Doehring, John "Bull", FB.....	11, 27	1932-37
Doerger, Jerry (Wisconsin), T.....	72	1982
Dogins, Kevin (Texas A&M-Kville), C.....	73	2001-02
Donchez, Tom (Penn State), RB.....	36	1975
Dooley, Jim (Miami-FL), E.....	43	52-54; 56-57; 59-62
Dorsey, Quinn (Oregon), DE.....	90	2004
Dottley, John (Mississippi), FB.....	34	1951-53
Douglas, Merrill (Utah), FB.....	36	1958-60
Douglass, Bobby (Kansas), QB.....	10	1969-75
Douglass, Maurice (Kentucky), DB.....	36, 37	1986-94
Douthitt, Earl (Iowa), S.....	43	1975
Dowden, Corey (Tulane), CB.....	20	1997
Draft, Chris (Stanford), LB.....	96	1998
Dragos, Scott (Boston College), FB/TE.....	45	2000-01
Draughn, Shaun (North Carolina), RB.....	38	2014
Dreher, Ferd (Denver), E.....	20	1938
Dressen, Charley, QB.....	5	1920
Drews, Ted (Princeton), E.....	20, 80	1928
Dreyer, Wally (Wisconsin), HB.....	3	1949
Driscoll, Paddy (Northwestern), HB.....	1, 20	1920; 26-29
Drulis, Chuck (Temple), G.....	14, 21	1942; 45-50
Drury, Lyle (St. Louis), E.....	23	1930-31
Drzewiecki, Ron (Marquette), HB.....	21, 22	1955; 57
Duarte, George (N Arizona), CB.....	30	1987
Ducasse, Vladimir (Massachusetts), G.....	62	2015
Duerson, Dave (Notre Dame), S.....	22	1983-89
Dugger, Jack (Ohio State), E.....	12	1949
Dulaney, Mike (North Carolina), RB.....	38	1997
Dunlap, Bob (Oklahoma), QB.....	30	1935
Dunn, Brandon (Louisville), DT.....	98	2014-15
Dunsmore, Pat (Drake), TE.....	91	1983-84
Duvic, John (Northwestern), K.....	10	1987
Dvoracek, Dusty (Oklahoma), DT.....	98	2007-08
Dyko, Chris (Washington St.), T.....	68	1989

E	#	Years
Earl, Robin (Washington), RB/TE.....	39, 81	1977-82
Ebner, Trestan (Baylor), RB.....	25	2022
Ecker, Ed (John Carroll), T.....	22	1947
Edinger, Paul (Michigan State), K.....	2	2000-04
Edison, Cornelius (Portland State), OL.....	60	2016
Edmunds, Tremaine (Virginia Tech), LB.....	49	2023-24
Edwards, Brian (East Tenn. St.), RB.....	38	2000
Edwards, Cid (Tennessee State), RB.....	37	1975
Edwards, Lavar (LSU), DL.....	76	2015
Edwards, Marc (Notre Dame), FB.....	49	2005
Edwards Jr., Mario (Florida State), DL.....	97	2020-21
Edwards, Steve (Central Florida), T.....	79	2002-05
Edwards, T.J. (Wisconsin), LB.....	53	2023-24
Eilers, Pat (Notre Dame), S.....	25, 37	1995
Eiselen, Dieter (Yale), OL.....	60	2020-22
Eldridge, Brody (Oklahoma), TE.....	88	2012
Elliott, Jamin (Delaware), WR.....	87	2002
Ellis, Allan (UCLA), CB.....	48	73-77; 79-80
Elnes, Leland (Bradley), QB.....	10, 11	1929
Ely, Harold (Iowa), G.....	11	1932
Ely, Larry (Iowa), LB.....	54	1975
Enderle, Nathan (Idaho), QB.....	10	2011
Engelbrechts, Paul (Northwestern), G.....	21	1932



Englund, Harry, E.....	15	1920-23
Engram, Bobby (Penn State), WR.....	81	1996-2000
Enis, Curtis (Penn State), RB.....	39, 44	1998-2000
Epps, Tory (Memphis State), DT.....	65	1993-94
Erickson, Craig (Miami-FL), QB.....	19	1999
Erickson, Harold (Wash. & Jeff.), HB.....	26	1925
Evans, Darrynton (Appalachian State), RB.....	21	2022, 24
Evans, Earl (Harvard), T.....	19, 44	1926-29
Evans, Fred (Notre Dame), HB.....	11	1948
Evans, Vince (USC), QB.....	8	1977-83
Everett, Gerald (South Alabama), TE.....	14	2024
Everett, Tyler (Ohio State), S.....	22	2006
Evey, Dick (Tennessee), T.....	79	1964-69

<b>F</b>	<b>#</b>	<b>Years</b>
Fabulujé, Tayo (TCU), T.....	73	2015
Fada, Rob (Pittsburgh), G.....	92	1983-84
Fain, Richard (Florida), CB.....	24	1992
Fales, David (San Jose State), QB.....	12, 9	2014-16
Falkenberg, Herb (Trinity), FB.....	30	1952
Famiglietti, Gary (Boston U.), FB.....	2	1938-45
Fanning, Stan (Idaho), T.....	65	1960-62
Farmer, George (UCLA), WR.....	43	1970-75
Farrington, John (Prairie View), E.....	84	1960-63
Farris, Tom (Wisconsin), QB.....	36	1946-47
Faulkerson, Mike (North Carolina), FB.....	38	1995-96
Feathers, Beattie (Tennessee), HB.....	48	1934-37
Febel, Fritz (Purdue), G.....	28	1935
Federovitch, John (Davis & Elkins), T.....	34	1941, 1946
Feely, Jay (Michigan), K.....	4	2014
Feeney, Dan (Indiana), OL.....	67	2023
Feichtinger, Andy, E.....	11	1920-21
Fencik, Gary (Yale), S.....	45	1976-87
Fenimore, Bob (Oklahoma A&M), HB.....	55	1947
Ferguson, Ego (LSU), DT.....	95	2014-15
Ferguson, JB, T.....	**	1932
Ferguson, Jim (South Carolina), C/LB.....	58	1969
Fetz, Gus, FB.....	10	1923
Fiammetta, Tony (Syracuse), FB.....	43	2013-14
Fields, Justin (Ohio State), QB.....	1	2021-23
Figner, George "Bunny" (Colorado), HB.....	21	1953
Finzer, Dave (DePauw), P.....	15	1984
Fisher, Bob (SMU), TE.....	85	1980-81
Fisher, Jeff (USC), CB.....	24	1981-84
Fittz, Kylie (Utah), LB.....	49	2018
Fitzgerald, Greg (Iowa), DT.....	96	1987
Flaherty, Pat (Princeton), E.....	15	1923
Flanagan, Dick (Ohio State), G.....	9	1948-49
Flanagan, Latham (Carnegie Tech), E.....	19	1931
Flanigan, Jim (Notre Dame), DT.....	68, 99	1994-2000
Fleckenstein, Bill (Iowa), G.....	15	1925-30
Floyd, Bobby Jack (TCU), FB.....	30	1953
Floyd, Leonard (Georgia), LB.....	94	2016-19
Flutie, Doug (Boston College), QB.....	2	1986
Foles, Nick (Arizona), QB.....	9	2020-21
Fontenot, Al (Baylor), DE.....	96	1993-96
Fontenot, Jerry (Texas A&M), G.....	67	1989-96
Forbes, Marlon (Penn State), S.....	46	1996-98
Ford, Carl (Toledo), WR.....	19	2005
Ford, Charlie (Houston), CB.....	32	1971-73
Ford, Jonathan (Miami (Fla.)), DL.....	64	2024
Ford, Michael (LSU), RB.....	32	2013
Fordham, Jim (Georgia), FB.....	3	1944-45

Foreman, D'Onta (Texas), RB.....	21	2023
Forrest, Tom (Cincinnati), G.....	62	1974
Forsey, Brock (Boise State), RB.....	44	2003
Forte, Aldo (Montana State), G.....	23	1939-42
Forté, Matt (Tulane), RB.....	22	2008-15
Fortmann, Dan (Colgate), G.....	21	1936-43
Fortunato, Joe (Mississippi State), LB.....	31	1955-66
Francis, Sam (Nebraska), FB.....	38	1937-38
Franklin, Jerry (Arkansas), LB.....	59	2012-13
Franklin, Paul (Franklin), E.....	9	1930-34
Frazier, Leslie (Alcorn State), CB.....	21	1981-85
Frederick, Andy (New Mexico), T.....	71, 72	1983-85
Freeman, Jerrell (Mary Hardin-Baylor), LB.....	50	2016-17
Frey, Isaiah (Nevada), CB.....	31	2013-14
Friedman, Lennie (Duke), G.....	62	2005
Frumpp, Milton (Ohio Wesleyan), G.....	17	1930
Fuller, Kyle (Virginia Tech), CB.....	23	2014-20
Fuller, Steve (Clemson), QB.....	4	1984-86
Furrer, Will (Virginia Tech), QB.....	2	1992

<b>G</b>	<b>#</b>	<b>Years</b>
Gabriel, Taylor (Abilene Christian), WR.....	18	2018-19
Gafford, Thomas (Houston), LS.....	43	2015
Gage, Justin (Missouri), WR.....	87, 12	2003-06
Gagnon, Dave (Ferris State), RB.....	21	1974
Gaines, Michael (Central Florida), TE.....	85	2009
Gaines, Wentford (Cincinnati), CB.....	36	1978-80
Galimore, Willie (Florida A&M), HB.....	28	1957-63
Gallagher, Dave (Michigan), DE.....	76	1974
Gallarneau, Hugh (Stanford), HB.....	8	1941-42, 45-47
Gandy, Mike (Notre Dame), G.....	69	2002-04
Garay, Antonio (Boston College), DT.....	90	2006-07
Gardner, Gilbert (Purdue), LB.....	59	2008
Gardocki, Chris (Clemson), P/K.....	17	1991-94
Garrett, Carl (New Mexico Hlands), RB.....	26	1973-74
Garrett, Thurman (Oklahoma A&M), C.....	13	1947-48
Garrett, WD* (Mississippi State), T.....	44	1950
Garvey, Art "Hec" (Notre Dame), E.....	6	1922-23
Garvey, Ed (Notre Dame), HB.....	28	1925
Garza, Roberto (Texas A&M-Kville), G.....	63	2005-14
Gaston, Bruce (Purdue), DL.....	76	2015
Gates, DeMarquis (Ole Miss), LB.....	43	2022-23
Gattis, Josh (Wake Forest), S.....	43	2007
Gault, Willie (Tennessee), WR.....	83	1983-87
Gayle, Shaun (Ohio State), S.....	23	1984-94
Gedney, Chris (Syracuse), TE.....	84	1993-96
Gentry, Curtis (Maryland Eastern Shore), DB.....	46	1966-68
Gentry, Dennis (Baylor), WR.....	29	1982-92
Gentry, Tanner (Wyoming), WR.....	19	2017
George, Bill (Wake Forest), G/LB.....	61, 72	1952-65
George, Jeff (Illinois), QB.....	11	2004
Gepford, Sid (Millikin & Bethany), B.....	6	1920
Gersbach, Carl (West Chester St.), LB.....	59	1975
Geyer, Bill (Colgate), HB.....	7, 11	1942-43, 46
Gibron, Abe (Purdue), G.....	65	1958-59
Gibson, Aaron (Wisconsin), G/T.....	78	2003-04
Gibson, Thadeus (Ohio State), DE.....	93	2011
Gilbert, Jarron (San Jose State), DT.....	90	2009
Gilbert, Kline (Mississippi), T.....	62, 74	1953-57
Gill, Trenton (NC State), P.....	16	2022-23
Gilliam, John (South Carolina St.), WR.....	82	1977
Gilmore, John (Penn State), TE.....	85	2002-07

Ginn Jr., Ted (Ohio State), WR.....	19	2020
Gipson Sr., Tashaun (Wyoming), S.....	38	2020-21
Gipson, Trevis (Tulsa), LB.....	99	2020-22
Glasgow, Brian (N. Illinois), TE.....	82, 98	1987
Glenn, Bill (E. Illinois), QB.....	8	1944
Glenn, Jacoby (Central Florida), CB.....	39	2015-16
Glennon, Mike (NC State), QB.....	8	2017
Glueck, Larry (Villanova), B.....	43	1963-65
Goebel, Paul (Michigan), E.....	44	1925
Goldman, Eddie (Florida State), DL.....	91	2015-21
Goodnight, Owen (Hardin-Simmons), QB.....	27	1946
Gordon, Dick (Michigan State), WR.....	45	1965-71
Gordon, Kyle (Washington), CB.....	6	2022-24
Gordon, Lou (Illinois), T.....	19	1938
Gorgal, Ken* (Purdue), HB.....	14	1955-56
Gould, Robbie (Penn State), K.....	6	2005-15
Gowins, Brian (Northwestern), K.....	11	1999
Grabowski, Jim (Illinois), RB.....	33	1971
Graham, Conrad (Tennessee), DB.....	37	1973
Graham, Corey (New Hampshire), CB.....	21	2007-11
Graham, Jeff (Ohio State), WR.....	81	1994-95
Graham, Jimmy (Miami-FL), TE.....	80	2020-21
Graham Jr., Thomas (Oregon), DB.....	21	2021
Grandberry, Ken (Wash. St.), RB.....	47	1974
Grange, Garland "Gardie" (Illinois), E.....	25	1929-31
Grange, Harold "Red" (Illinois), HB/DB.....	77	1925, 29-34
Grant, Charles (Georgia), DE.....	94	2010
Grant, Ernest (Ark.-Pine Bluff), DT.....	72	2002
Grant Sr., Jakeem (Texas Tech), WR.....	17	2021
Grant, Larry (Ohio State), LB.....	95	2013
Grasmanis, Paul (Notre Dame), DT.....	93	1996-98
Grasu, Hroniss (Oregon), C.....	55	2015-17
Gray, Bobby (Louisiana Tech), SS.....	25	2002-04
Gray, Chris (Auburn), G.....	62	1997
Green, Bobby Joe (Florida), P.....	88	1962-73
Green, Gerri (Mississippi State), LB.....	98	2022
Green, Mark (Notre Dame), RB.....	31	1989-92
Green, Mike (Northwestern St.), S.....	43	2000-05
Green, Rasheem (USC), DL.....	94	2023
Green, Robert (William & Mary), RB.....	22	1993-96
Greene, Khaseem (Rutgers), LB.....	59	2013-14
Greenwood, Glen (Iowa), HB.....	**	1924
Griese, Brian (Michigan), QB.....	14	2006-07
Griffin, Ryan (Tulane), TE.....	84	2022
Grim, Bob (Oregon State), WR.....	27	1975
Grossman, Rex (Florida), QB.....	8	2003-08
Grosvenor, George (Colorado), HB.....	8	1935-36
Groy, Ryan (Wisconsin), G.....	79	2014
Grygo, Al (South Carolina), HB.....	32	1944-45
Gudauskas, Pete (Murray State), G.....	17	1943-44
Gulyanics, George (Ellisville JC), HB/P.....	39	1947-55
Gunn, Jimmy (USC), LB.....	30	1970-75
Gunner, Harry (Oregon State), DE.....	78	1970
Gurode, Andre (Colorado), C/G.....	64	2012

H	#	Years
Haddon, Aldous (Wash. & Jeff.), B.....	28	1928
Haines, Kris (Notre Dame), WR.....	83	1979-81
Halas, George (Illinois), E.....	7	1920-29
Hale, Dave (Ottawa), DE.....	75	1969-73
Hall, Deiondre* (Northern Iowa), DB.....	32	2016-17
Hall, Lemanski (Alabama), LB.....	53	1998
Hallock, Ty (Michigan State), FB.....	49, 94	1998-99

Haluska, Jim (Wisconsin), HB.....	11	1956
Hambright, Arlington (Colorado), OL.....	71	2020
Hamilton, Marcus (Virginia), CB.....	24	2008
Hamity, Lewis (Chicago), HB.....	3	1941
Hamlin, Gene (Western Michigan), C.....	50	1971
Hammond, Henry (Southwestern), E.....	15	1937
Hampton, Dan (Arkansas), DE/DT.....	99	1979-90
Hand, Harrison (Temple), CB.....	30	2022
Hanie, Caleb (Colorado State), QB.....	12	2008-11
Hanke, Carl (Minnesota), G.....	5	1922
Hanny, Frank (Indiana), E.....	19	1922-26
Hansen, Wayne (Texas Western), C.....	14, 51	1950-59
Harbaugh, Jim (Michigan), QB.....	4, 14	1987-93
Hardy, Cliff (Michigan State), CB.....	17	1971
Hardy, Daniel (Montana State), DL.....	92	2024
Hardy, John (California), DB.....	38	1991
Harley, Charles "Chic" (Ohio State), RB.....	4	1921
Harmon, Duron (Rutgers), DB.....	37	2023
Harmon, Ronnie (Iowa), RB.....	22	1997
Harper, LaSalle (Arkansas), LB.....	54	1989
Harper, Roland (Louisiana Tech), RB.....	35	75-78; 80-82
Harris, Al (Arizona State), DE.....	90	1979-84; 86-87
Harris, Chris (Louisiana-Monroe), S.....	46	2005-06; 10-11
Harris, Chuck (West Virginia), T.....	75	1987
Harris, Demetrius (UW-Milwaukee), E.....	86	2020
Harris, Dwayne (East Carolina), DB.....	82	2020
Harris, Frank (NC State), RB.....	36	1987
Harris, Jonathan (Lindenwood) DL.....	71	2019
Harris, Raymont (Ohio State), RB.....	29	1994-97
Harris, Richard* (Grambling), DE.....	84	1974-75
Harris, Sean (Arizona), LB.....	55	1995-2000
Harris, Tommie (Oklahoma), DT.....	91	2004-10
Harris, Walt (Mississippi State), CB.....	27	1996-2001
Harris, Willie (Mississippi State), WR.....	86	1993
Harrison, Jim (Missouri), RB.....	35	1971-74
Harrison, Marcus (Arkansas), DT.....	94, 99	2008-10
Harry, N'Keal (Arizona State), WR.....	8	2022
Hart, Tommy (Morris Brown), DE.....	53	1978-79
Hartenstine, Mike (Penn State), DE.....	73	1975-86
Hartman, Fred (Rice), T.....	35	1947
Hartnett, Perry (SMU), G.....	71	1982-83
Hartsell, Mark (Boston College), QB.....	11	2000
Haselrig, Clint (Michigan), WR.....	81	1974
Hass, Mike (Oregon State), WR.....	83	2007
Hatley, John (Sul Ross), G.....	65	1953
Hawkins, Garland (Syracuse), DE.....	74	1995
Hayden, Kelvin (Illinois), CB.....	24	2012, 14
Hayes, Geno (Florida State), LB.....	58	2012
Haynes, Michael (Penn State), DE.....	97	2003-05
Hazelton, Major (Florida A&M), DB.....	49	1968-69
Healey, Ed (Dartmouth), T.....	16	1922-27
Healy, Don (Maryland), G.....	60	1958-59
Hearden, Tom (Notre Dame), QB.....	80	1929
Heck, Andy (Notre Dame), T.....	64	1994-98
Heileman, Charles* (Iowa State), E.....	8	1939
Heimuli, Lakei (BYU), RB.....	38	1987
Helwig, John (Notre Dame), G.....	80	1953-56
Hempel, Bill (Carroll), T.....	19	1942
Henderson, Reuben (San Diego St.), CB.....	20	1981-82
Henry, Ricky (Nebraska), G.....	64	2011
Hensley, Dick (Kentucky), E.....	82	1953
Herbert, Khalil (Virginia Tech), RB.....	24	2021-24
Hernandez, Adam (Yale), G.....	78	1998

Herdon, Jimmy (Houston), T.....	74	1997-2001
Herron, Bruce (New Mexico), LB.....	51	1978-82
Hester, Devin (Miami-FL), CB/KR/PR/WR.....	23	2006-13
Hester, Jim (North Dakota), TE.....	86	1970
Hewitt, Bill (Michigan), E.....	56	1932-36
Heyward, Craig* (Pittsburgh), FB.....	45	1993
Hibbs, Jesse (USC), T.....	54	1931
Hicks, Akiem (Regina), DL.....	96	2016-21
Hicks, Elijah (California), S.....	37, 22	2022-25
Hicks, Michael (S. Carolina St.), RB.....	44	1996-97
Hicks, Tom (Illinois), LB.....	54	1976-80
High, Lennie, HB.....	24	1920
Hiles, Van (Kentucky), S.....	48	1997
Hilgenberg, Jay (Iowa), C.....	63	1981-91
Hill, Charles (Maryland), DT.....	74	2003
Hill, Harlon (North Alabama), E.....	87	1954-61
Hill, Ike (Catawba), WR.....	17	1973-74
Hills, Keno (Southwestern La.), G/T.....	68	1999
Hillenmeyer, Hunter (Vanderbilt), LB.....	92	2003-10
Hilliard, Randy (NW Louisiana), CB.....	47	1998
Hintz, Mike (Wis-Platteville), DB.....	35	1987
Hoban, Mike (Michigan), G.....	67	1974
Hobscheid, Fred (Chicago), G.....	**	1927
Hodgins, Norm (LSU), S.....	34	1974
Hoffman, Jack (Xavier), E.....	82	1952-56
Hoffman, John (Hawaii), DE.....	79	1971
Hoffman, John "Jack" (Arkansas), E.....	29, 89, 82	1949-56
Hoge, Merrill (Idaho State), RB.....	33	1994
Hohensee, Mike (Minnesota), QB.....	8	1987
Hoke, Jonathan (Ball State), CB.....	47	1980
Holdman, Warrick (Texas A&M), LB.....	53	1999-2003
Holloway, Glen (N Texas State), G.....	61, 62	1970-73
Holly, Daven (Cincinnati), CB.....	26	2005
Holman, Willie (South Carolina St.), DE.....	85	1968-73
Holmer, Walter (Northwestern), FB.....	9	1929-30
Holmes, Jalyn (Ohio State), DE.....	95	2022
Holmes, Jaret (Auburn), K.....	10	1999
Holmes, Antonio (Ohio State), WR.....	14	2014
Holovak, Mike (Boston College), FB.....	15	1947-48
Holt, Terrence (NC State), S.....	32	2008
Holtz, J.P. (Pitt), TE.....	81	2019-21
Homer, Travis (Miami), RB.....	20	2023-24
Hood, Ziggy (Missouri), DL.....	90	2015
Hoptowit, Al (Washington State), T.....	26	1941-45
Horan, Mike (Long Beach State), P.....	2	1998
Horn, Levi (Montana), T.....	79	2011
Horsted, Jesper (Princeton), TE.....	49	2019-21
Horton, Larry (Iowa), DT.....	64	1972-73
Housler, Rob (Florida Atlantic), TE.....	88	2015
Houston, Lamar (Texas), DT.....	99	2014-17
Houston-Carson, DeAndre (William & Mary), DB.....	36	2016-22
Howard, Bobbie (Notre Dame), LB.....	52	2001-03
Howard, Dana (Illinois), LB.....	95	1996
Howard, Jordan (Indiana), RB.....	24	2016-18
Howley, Charles (West Virginia), C.....	54	1958-59
Hoyer, Brian (Michigan State), QB.....	2	2016
Hrivanak, Gary (Purdue), DT.....	72	1973-76
Huarte, John (Notre Dame), QB.....	7	1972
Huerta, Carlos (Miami-FL), K.....	8	1996
Hudson, Chris (Colorado), S.....	47	1999
Huff, Gary (Florida State), QB.....	19	1973-76
Huffine, Ken (Purdue), FB.....	5	1921
Hugasian, Harry (Stanford), HB.....	48	1955

Hughes, Billy (Texas), C.....	24	1940-41
Hughes, Tyrone (Nebraska), PR/KR.....	33	1997
Hull, Mike (USC), FB.....	33	1968-70
Hultz, Don (Southern Miss), DT.....	67	1974
Humphries, Stefan (Michigan), G.....	75	1984-86
Hunsinger, Chuck (Florida), HB.....	46	1950-52
Hunt, Jackie (Marshall), HB.....	25	1945
Hunt, Margus (Southern Methodist), DL.....	93	2021
Huntington, Greg (Penn State), G.....	67	1997-99
Hurd, Sam (Northern Illinois), WR.....	81	2011
Hurst, Demontre (Oklahoma), CB.....	30	2014-16
Hurst, William (Oregon), G.....	**	1924
Hutchison, Anthony (Texas Tech), RB.....	31	1983-84
Hutchinson, Chad (Stanford), QB.....	9	2004
Huther, Bruce (New Hampshire), LB.....	57	1982
Hyche, Steve (Livingston), LB.....	58	1989
Hyland, Bob (Boston College), C.....	50	1970

I	#	Years
Idonije, Israel (Manitoba), DE.....	71	2004-12
Ifedi, Germain (Texas A&M), OL.....	74	2020-21
Iglesias, Juaquin (Oklahoma), WR.....	17	2009
Ingwersen, Burt (Illinois), G.....	10	1920-21
Inman, Dontrelle (Virginia), WR.....	17	2017
Ippolito, Anthony (Purdue), G.....	82	1943
Ireland, Darwin (Arkansas), LB.....	52, 60	1994-95
Irvin, Bruce (West Virginia), LB.....	55	2021
Irving, Isaiah (San Jose State), LB.....	47	2017-19
Ivlow, John (Colorado State), RB.....	46	1993
Iwuh, Brian (Colorado), LB.....	52	2010-11
Iyiebuniwe, Joel (Western Kentucky), LB.....	45	2018-21

J	#	Years
Jackson, Bobby (Alabama), HB.....	20	1961
Jackson, Eddie (Alabama), DB.....	4/39	2017-23
Jackson, Jack (Florida), WR.....	88	1995-96
Jackson, John (USC), WR.....	82	1996
Jackson, Lamar (Nebraska), CB.....	23	2022
Jackson, Noah (Tampa), G.....	65	1975-83
Jackson, Randy (Florida), T.....	65	1967-74
Jackson, Vestee (Washington), CB.....	24	1986-90
Jaeger, Jeff (Washington), K.....	1	1996-99
Jagade, Chick (Indiana), FB.....	30	1954-55
James, Dan (Ohio State), T.....	74	1967
James, Jesse (Penn State), TE.....	18	2021
Janata, John (Illinois), T.....	72	1983
Janet, Ernie (Washington), G.....	64	1972-74
January, Mike (Texas), LB.....	94	1987
Jarmoluk, Mike (Temple), T.....	25	1946-47
Jecha, Ralph (Northwestern), G.....	69	1955
Jeffery, Alshon (South Carolina), WR.....	17	2012-16
Jeffries, Eric (Texas), CB.....	24, 31	1987
Jencks, Robert (Miami, OH), E.....	80	1963-64
Jenkins, Corey (South Carolina), LB.....	53	2004
Jenkins, Jarvis (Clemson), DL.....	96	2015
Jenkins, John (Georgia), DL.....	73	2017, 2020
Jenkins, Teven (Oklahoma State), OL.....	76	2021-24
Jennings, Keith (Clemson), TE.....	85	1991-97
Jennings, Tim (Georgia), CB.....	26	2010-14
Jensvold, Leo (Iowa), QB.....	10	1931
Jeter, Bob (Iowa), CB.....	29	1971-73
Jeter, Perry (California Poly Tech), RB.....	21	1956-57
Jewett, Bob (Michigan State), E.....	86	1958

Jiggetts, Dan (Harvard), T.....	62	1976-82
Jimoh, Ade (Utah State), CB.....	35	2007
Joe, Leon (Maryland), LB.....	53	2004-06
Joesting, Herb (Minnesota), FB.....	33	1931-32
Johnson, Albert (Kentucky), FB.....	3	1938
Johnson, Anthony (Notre Dame), RB.....	25	1995
Johnson, Bill (SMU), G.....	33	1946-47
Johnson, Brent (Tenn.-Chattanooga), C/G.....	53	1987
Johnson, Bryan (Boise State), FB.....	47	2004-05
Johnson, Caleb (Houston Baptist), LB.....	92	2021
Johnson, Clyde (Kansas State), DB.....	35	1997
Johnson, Collin (Texas), WR.....	80	2023-24
Johnson, Greg (Florida State), DT.....	78	1977
Johnson, Herbert (Missouri), WR.....	89	1987
Johnson, Herman (LSU), G.....	67	2010
Johnson, Jack (Miami-FL), B.....	49	1957-59
Johnson, Jaylon (Utah), DB.....	33, 1	2020-24
Johnson, John (Indiana), T.....	76	1963-68
Johnson, Keshon (Arizona), CB.....	25, 37	1993-95
Johnson, Leo (Millikin), HB.....	8	1920
Johnson, Leon (North Carolina), RB.....	32	2001-02
Johnson, Oscar, (Vermont), FB.....	1, 10	1924
Johnson, Pete (VMI), B.....	20	1959
Johnson, Quindell (Memphis), DB.....	26	2023
Johnson, Robert (Auburn), TE.....	82	2003
Johnson, Roschon (Texas), RB.....	23	2023-24
Johnson, Tank (Washington), DT.....	99	2004-06
Johnson, Todd (Florida), S.....	32, 35	2003-06
Johnson, Troy (Oklahoma), LB.....	92	1988-89
Johnson, Will (NE Louisiana), LB.....	89, 93	1987
Johnsos, Luke (Northwestern), E.....	24	1929-36
Jonathan, Kingsley (Syracuse), DE.....	59	2022
Jones, Bob (San Diego State), E.....	43	1967
Jones, Braxton (Southern Utah), OL.....	70	2022-24
Jones, Christian (Florida State), LB.....	59, 52, 57	2014-17, 2021
Jones, Dante (Oklahoma), LB.....	53	1988-94
Jones, Daryl (Miami-FL), WR.....	82	2004
Jones, Edgar (Pittsburgh), HB.....	27, 37	1945
Jones, Greg (Colorado), LB.....	55	2001
Jones, Howard (Shepherd), LB.....	57	2017
Jones, Jaylon (Ole Miss), DB.....	31, 21	2022-24
Jones, Jeremy (Wayne State), S.....	46	2012
Jones, Jermaine (Northwestern St.), CB.....	26	1999
Jones, Jerry (Notre Dame), G.....	12	1920-21
Jones, Jimmy (Wisconsin), E.....	80	1965-67
Jones, Justin (NC State), DL.....	93	2022-23
Jones, Kevin (Virginia Tech), RB.....	27	2008-09
Jones, Stan (Maryland), T.....	78	1954-65
Jones, Thomas (Virginia), RB.....	20	2004-06
Jones Jr., Velus (Tennessee), WR.....	12	2022-24
Jones-Quartey, Harold (Findlay), S.....	29	2015-16
Joyce, Eric (Tennessee State), DB.....	38	2002
Jordan, Donald (Houston), RB.....	49	1984
Joseph, Dwayne (Syracuse), CB.....	32	1995-96
Joseph, Michael (Dubuque), DB.....	30	2021
Juenger, Dave (Ohio U.), WR.....	38	1973
June, Cato (Michigan), LB.....	59	2009
Jurkovic, Mirko (Notre Dame), G.....	64	1992

K	#	Years
Kallina, Ed (Sam Houston St.).....	**	1928
Kamara, Sam (Stony Brook), LB.....	46	2021
Kareem, Khalid (Notre Dame), LB.....	52	2023

Karr, William (West Virginia), E.....	22	1933-38
Karras, Ted (Indiana), G.....	67	1960-64
Karwales, Jack (Michigan), E.....	33	1946-47
Kashama, Alain (Michigan), DE.....	94	2004
Kassel, Chuck (Illinois), E.....	24	1927
Kavanaugh, Ken (LSU), E.....	51	40-41; 45-50
Kawal, Ed (Illinois), C.....	19, 27	1931-36
Keane, Jim (Iowa State), E.....	20	1946-51
Keefe, Jerry (Notre Dame), G.....	**	1920
Kelly, Elmo (Wichita), E.....	76	1944
Kelly, Jim (Tennessee State), TE.....	88	1974
Kendrick, Jim (Texas A&M), T.....	6, 26	1924
Kennedy, Jimmy (Penn State), DT.....	72	2007
Kennison, Eddie (LSU), WR.....	82	2000
Kerasiotis, Nick (St. Ambrose), G.....	19	1942-45
Keyes, Marcus (North Alabama), DT.....	73	1996-97
Keys, BoPete (Tulane), DB.....	39	2021
Keys, Tyrone (Mississippi St.), DE.....	98	1983-85
Kiesling, Walter (St. Thomas), G.....	25	1934
Kilcullen, Bob (Texas Tech), OL.....	74	1957-65
Kilgore, Jon (Auburn), P.....	80	1968
Kindt, Don (Wisconsin), HB.....	6, 81	1947-55
Kindt, Don Jr. (Wis-LaCrosse), TE.....	81	1987
King, Ralph (Chicago), T.....	2	1925
Kinney, Steve (Utah State), T.....	63	1973-74
Kirk, Ken (Mississippi), C.....	53	1960-61
Kissell, Adolph (Boston College), FB.....	18	1942
Kittner, Kurt (Illinois), QB.....	15	2005
Klawitter, Dick (S. Dakota State), C.....	54	1956
Klein, A.J. (Iowa State), LB.....	47	2022
Klein, Richard (Iowa), T.....	79	1958-59
Kmet, Cole (Notre Dame), TE.....	85	2020-24
Knapczyk, Ken (Northern Iowa), WR.....	88	1987
Knight, Bryan (Pittsburgh), LB.....	90	2002-03
Knop, Oscar (Illinois), FB.....	11	1923-28
Knox, Bill (Purdue), DB.....	31	1974-76
Knox, Johnny (Abilene Christian), WR/KR.....	13	2009-12
Knox, Ron (UCLA), QB.....	18	1957
Koehler, Robert (Northwestern), FB.....	3	1920-21
Kolman, Ed (Temple), T.....	29	1940-44
Komar, Max (Idaho), WR.....	83	2011
Konovsky, Bob (Wisconsin), G.....	58	1960
Kopcha, Joe (Chattanooga), G.....	29	1929-35
Kortas, Kenneth (Louisville), T.....	70	1969
Kosins, Gary (Dayton), RB.....	33	1972-74
Kozlowski, Glen (BYU), WR.....	88	1987-92
Kramer, Erik (NC State), QB.....	12	1994-98
Kramer Jr., Doug (Illinois), OL.....	62	2022-24
Kreamcheck, John (Wm. & Mary), T.....	58	1953-55
Kreitling, Rich (Illinois), E.....	82	1964
Krenk, Mitch (Nebraska), TE.....	89	1984
Krenznel, Craig (Ohio State), QB.....	16	2004
Kreutz, Olin (Washington), C.....	57	1998-2010
Krieg, Dave (Milton College - WI), QB.....	17	1996
Kriewald, Doug (West Texas State), G.....	60	1967-68
Krumm, Todd (Michigan State), S.....	44	1988
Kuechenberg, Rudy (Indiana), LB.....	59	1967-69
Kunz, Lee (Nebraska), LB.....	57	1979-81
Kurek, Ralph (Wisconsin), FB.....	32	1965-70
Kush, Eric (California, Pa.), OL.....	64	2016-18, 20
Kwiatkoski, Nick (West Virginia), LB.....	44	2016-19

L	#	Years
Lacina, Corbin (Augustana), G.....	63	2003
Lacy, Bo (Arkansas), G.....	69	2004
LaFavor, Tron (Florida), DT.....	73	2003
LaFleur, Joe (Marquette), FB.....	2	1922-24
LaForest, W., FB.....	**	1920
Lahar, Harold (Oklahoma), G.....	12	1941;1945
Lamb, Walter (Oklahoma), E.....	12	1946
Landry, Greg (Massachusetts), QB.....	11	1984
Lane, Austen (Murray State), DE.....	73	2014
Langford, Jeremy (Michigan State), RB.....	33	2015-16
Lanning, Spencer (South Carolina), P.....	4	2015
Lanum, Ralph "Jake" (Ill & Millikin), QB.....	1	1920-24
LaRocque, Joey (Oregon State), LB.....	90	2008
Larson, Fred (Notre Dame), C.....	14, 17	1922
Larsen, Ted (N.C. State), OL.....	62	2016, 2019
Lashar, Tim (Oklahoma), K.....	16	1987
Lasike, Paul (BYU), RB/FB.....	47	2016
Lasker, Greg (Arkansas), S.....	31	1988
Latta, Greg (Morgan State), TE.....	88	1975-80
Lattimore, DeDe (South Florida), LB.....	96	2014
Lawler, Allen (Texas), HB.....	33	1948
Lawson, Roger (W. Michigan), RB.....	36	1972-73
Layne, Bobby (Texas), QB.....	22	1948
Layne, Justin (Michigan State), CB.....	24	2022
Leahy, Bernie (Notre Dame), HB.....	6	1932
Leatherwood, Alex (Alabama), OL.....	72	2022
LeBlanc, CreVon (Florida Atlantic), DB.....	22	2016-17
Leclerc, Roger (Trinity), K/LB.....	54, 83	1960-66
Le Bel, Harper (Colorado State), LS.....	88	1997
Lee, Buddy (LSU), QB.....	14	1971
Lee, Cameron (Illinois State), OL.....	63	2017
Lee, Elijah (Kansas State), LB.....	47	2022
Lee, Herman (Florida A&M), T.....	70	1958-66
Lee, Khari (Bowie State), TE.....	82	2015
Lee, Shawn (North Alabama), DE.....	76	1998
Leeuwenburg, Jay (Colorado), G.....	58	1992-95
Leeuwenburg, Rich (Stanford), T.....	57	1965
Leggett, Earl (LSU), T.....	71	1957-65
Lemon, Clifford (Centre), T.....	9	1926
Leno, Jr., Charles (Boise State), T.....	72	2014-20
Leonard, James (Colgate), T.....	**	1924
Lesane, James (Virginia), HB.....	49	1952-53
Lewis, Darren (Texas A&M), RB.....	33	1991-93
Lewis, Mercedes (UCLA), TE.....	84	2023-24
Lewis, Nate (Oregon Tech), WR.....	82	1994-95
Lewis, Scotty (Baylor), DT.....	79	1995
Lick, Dennis (Wisconsin), T.....	70	1976-81
Lincoln, Jeremy (Tennessee), CB.....	39	1992-95
Line, Bill (SMU), DT.....	67	1972
Lintzenich, Joseph (St. Louis), FB.....	7	1930-31
Lipscomb, Paul (Tennessee), T.....	74	1954
Lisch, Rusty (Notre Dame), QB.....	12	1984
Littleton, Jody (Baylor), LS.....	63	2002
Livers, Virgil (W. Kentucky), CB.....	24	1975-79
Livingston, Andy (Phoenix JC), B.....	48	1964-65
Livingston, Howie (Fullerton JC), DB.....	48	1953
Lloyd, Brandon (Illinois), WR.....	80	2008
Logan, James (Indiana), G.....	20, 37	1942-43
London, Lacale (Western Illinois), DL.....	63	2021
Long, Harvey (Detroit), T.....	27	1929
Long, Joe (Wayne State), T.....	76	2013
Long, Kyle (Oregon), G.....	75	2013-19

Long, Johnny (Colgate), QB.....	33	1944-45
Lott, Andre (Tennessee), DB.....	26	2006
Louis, Lance (San Diego State), G/T.....	60	2009-12
Louis-Jean, Al (Boston College), CB.....	39	2014
Lowe, Lloyd (North Texas State), HB.....	28	1953-54
Lowery, Michael (Mississippi), LB.....	53	1996-97
Lucas, Cornelius III (Kansas State) OL.....	73	2019
Luckman, Sid (Columbia), QB/P/DB.....	42	1939-50
Lujack, Johnny (Notre Dame), QB.....	32	1948-51
Lundy, Dennis (Northwestern), RB.....	43	1995
Lusby, Vaughn (Arkansas), CB.....	29	1980
Lyle, Garry (G. Washington), CB.....	44	1968-74
Lyman, Dustin (Wake Forest), TE.....	89	2000-04
Lyman, Roy "Link" (Neb.), T.....	2, 11, 12, 14, 77	1926-28;30-31;33-34
Lynch, Aaron (USF), LB.....	99	2018-19
Lynch, Lorenzo (Cal St.-Sac.), DB.....	43	1987-89
Lyon, George (Kansas State), T.....	17	1929

M	#	Years
Mack, Khalil (Buffalo), LB.....	52	2018-21
Mack, Ledarius (Buffalo), LB.....	53	2021
MacLeod, Robert (Dartmouth), HB.....	5	1939-40
Macon, Ed* (College of Pacific), HB.....	25	1952-53
MacWherter, Kile (Bethany), FB.....	14	1920
Magnani, Dante (St. Mary's), HB.....	3, 4, 8	1943; 46; 49
Maillard, Ralph (Creighton), T.....	23	1929
Malone, Charles (Texas A&M), E.....	25	1933
Manders, Jack (Minnesota), HB.....	10	1933-40
Maneri, Steve (Temple), TE.....	87	2013
Maness, James (TCU), WR.....	81	1985
Mangum, John (Alabama), S.....	26	1990-98
Maniaci, Joe (Fordham), RB.....	11	1938-41
Mannely, Patrick (Duke), T/LS.....	65	1998-2013
Manning, Daneal (Abilene Christian), S/KR.....	38	2006-10
Manning, Pete (Wake Forest), E.....	86	1960-61
Manning, Terrell (NC State), LB.....	53	2014
Manning, Jr., Ricky (UCLA), CB.....	24	2006-07
Manske, Edgar "Eggs" (Northwestern), E.....	7, 17	1937-40
Manumaleuna, Brandon (Arizona), TE.....	86	2010
Marconi, Joe (West Virginia), FB.....	34	1962-66
Mare, Olindo (Syracuse), K.....	10	2012
Margarita, Bob (Brown), HB.....	44	1944-46
Margerum, Ken (Stanford), WR.....	82, 89	81-83;85-86
Mariani, Marc (Montana), WR/KR.....	80	2014-15
Marsh, Cassius (UCLA), LB.....	59	2021
Marshall, Alfonso (Miami-FL), CB.....	22	2004
Marshall, Anthony (LSU), DB.....	36	1994-97
Marshall, Brandon (Central Florida), WR.....	15	2012-14
Marshall, Wilber (Florida), LB.....	58	1984-87
Marten, James (Boston College), T.....	72	2009
Martin, Bill (Georgia Tech), E.....	22, 85	1964-65
Martin, Billy (Minnesota), HB.....	22	1962-64
Martin, Chris (Northwestern), CB.....	25	1996
Martin, Dave (Notre Dame), LB.....	53	1969
Martin, Derrick (Wyoming), CB.....	39	2013
Martin, Frank (Alabama), HB.....	33	1941
Martin, Jacob (Temple), DL.....	55	2024
Martin, Sherrod (Troy), S.....	36	2015
Martinovich, Phil (Coll. of Pacific), G.....	19, 66	1940
Maslowski, Matt (San Diego U.), WR.....	46, 82	1972
Mass, Wayne (Clemson), OT.....	74	1968-70
Massey, Chris (Marshall), LS.....	45	2011
Massie, Bobby (Mississippi), OL.....	70	2016-20

Masters, Bob (Baylor), FB.....	37	1943-44	Merkel, Monte (Kansas), G.....	13	1942-43
Masterson, Bernie (Nebraska), QB.....	33	1934-40	Merrill, Mark (Minnesota), LB.....	50	1979
Masterson, Forrest (Iowa), C.....	15	1945	Merrill, Than (Yale), S.....	22	2001
Mastrogany, Gus (Iowa), E.....	29	1931	Merritt, Ahmad (Wisconsin), WR.....	81	2001-03
Matheson, Jack (W. Michigan), E.....	41	1947	Metcalfe, Terrence (Mississippi), T/G.....	60	2002-08
Mattes, Ron (Virginia), T.....	75	1991	Meyers, Denny (Iowa), T.....	33	1931
Matthews, Shane (Florida), QB.....	9	1993-96; 99-01	Meyers, Jerry (N. Illinois), DL.....	74	1976-79
Mattson, Riley (Oregon), T.....	75	1965	Michaels, Edward (Villanova), G.....	18	1936
Matuza, Al (Georgetown), C.....	15	1941-44	Mihal, Joe (Purdue), T.....	27	1940-41
Maumalanga, Chris (Kansas), DT.....	72	1997	Milburn, Glyn (Stanford), RB/KR.....	24	1998-2001
Maxey, Marcus (Miami-FL), CB.....	27	2006	Miller, Anthony (Memphis), WR.....	17	2018-20
May, Chester, G.....	19	1920	Miller, Charles "Ookie" (Purdue), C.....	76	1932-37
May, Walter O. "Red", G.....	19	1920	Miller, Fred (Baylor), T.....	69	2005-08
Mayes, Alonzo (Oklahoma State), TE.....	85	1998-2000	Miller, Jim (Michigan State), QB.....	15	1999-2002
Mayes, Rufus (Ohio State), T.....	71	1969	Miller, Jordan (Southern), DT.....	96	2011
Maynard, Brad (Ball State), P.....	4	2001-10	Miller, Lamar (Texas), RB.....	25	2020
Maznicki, Frank (Boston College), HB.....	4	1942; 46	Miller, Milford (Chadron), T.....	26, 76	1932
McAfee, George (Duke), HB/DB.....	5, 33	1940-41; 45-50	Miller, Zach (Nebraska-Omaha).....	86	2015-17
McBride, Tre (William & Mary), WR.....	18	2017	Mills, Jordan (Louisiana Tech), T.....	67	2013-14
McBride, Trumaine (Mississippi), CB.....	26	2007-09	Milner, Bill (Duke), G.....	38	1947-49
McCants, Matt (UAB), OL.....	68	2016	Milton, Eldridge (Clemson), LB.....	57	1987
McClellin, Shea (Boise State), DE.....	50, 99	2012-15	Mines, Fontel (Virginia), TE.....	89	2007
McClendon, Willie (Georgia), RB.....	37	1979-82	Mingo, Barkevious (LSU), LB.....	50	2020
McClover, Darrell (Miami-FL), LB.....	58, 98	2006-09	Miniefield, Kevin (Arizona State), CB.....	24	1993-96
McColl, Bill (Stanford), E.....	83	1952-59	Minini, Frank (San Jose State), HB.....	44	1947-49
McCown, Josh (Sam Houston St.), QB.....	12, 15	2011-13	Minter, Barry (Tulsa), LB.....	92	1993-2000
McCray, Bruce (W. Illinois), CB.....	31	1987	Minter, Zach (Montana State), DT.....	96	2013
McCray, Danny (LSU), S.....	29	2014	Mintun, John F. "Jake", C.....	20	1920-21
McCullers, Daniel (Tennessee), DL.....	75	2020	Mirer, Rick (Notre Dame), QB.....	13	1997
McDonald, Lester (Nebraska), E.....	76	1937-39	Mitchell, Charley (Tulsa), HB.....	37	1945
McDonald, Rico (Pittsburgh), LB.....	54	1998-99	Mitchell, Qasim (No. Car. A&T), T.....	72	2003-05
McElroy, Ray (Eastern Illinois), S.....	47	2000	Mitchell, Terrance (Oregon), CB.....	20	2014-15
McElwain, Bill (Northwestern), HB.....	29	1925	Mizzell, Taquon (Virginia), RB.....	33	2017-18
McEnulty, Doug (Wichita), FB/P.....	29	1943-44	Mohardt, John (Notre Dame), HB.....	26	1925
McGee, Richmond (Texas), P.....	10	2009	Molesworth, Keith (Monmouth), HB.....	4	1931-37
McGee, Tony (Bishop College), DE.....	71	1971-73	Montgomery, David (Iowa State), RB.....	32	2019-22
McGowan, Brandon (Maine), S.....	36	2005-08	Montgomery, Randy (Weber State), CB.....	27	1974
McGuire, Gene (Notre Dame), C.....	60	1993	Montgomery, Ross (TCU), FB.....	22	1969-70
McInerney, Sean (Frostburg State), DT.....	68	1987	Montgomery, Will (Virginia Tech), C.....	64	2015
McKenzie, Keith (Ball State), DT.....	95	2002	Mooney, Darnell (Tulane), WR.....	11	2020-23
McKie, Jason (Temple), FB.....	37	2003-09	Mooney, Jim (Georgetown), E.....	18	1935
McKinnely, Phil (UCLA), T.....	67	1982	Mooney, Tip (Abilene Christian), HB.....	4	1944-46
McKinney, Bill (West Texas), LB.....	54	1972	Moore, Albert (Northwestern), QB.....	8	1932
McKinnon, Dennis (Florida State), WR.....	85	83-85; 87-89	Moore, Damon (Ohio State), SS.....	37	2002
McLean, Ray "Scooter" (St. Anselm), HB/K.....	57	1940-47	Moore, D.J. (Vanderbilt), CB.....	30	2009-12
McMahon, Jim (BYU), QB.....	9	1982-88	Moore, DJ (Maryland), WR.....	2	2023-24
McManis, Sherrick (Northwestern), CB.....	27	2012-20	Moore, Jerry (Arkansas), S.....	18	1971-72
McMichael, Steve (Texas), DT.....	76	1981-93	Moore, Joe (Missouri), RB.....	49	1971-72
McMillen, Jim (Illinois), G.....	22	1924-29	Moore, Joshua (Kansas State), CB.....	31	2010
McMillon, Todd (N. Arizona), CB.....	26	2000-04	Moore, McNeil (Sam Houston), HB.....	29	1954-56
McMullen, Daniel (Nebraska), G.....	21	1930-31	Moore, Rocco (Western Michigan), G.....	71	1980
McMurry, Greg (Michigan), WR.....	88	1994	Moore, Tarvarius (Southern Mississippi), DB.....	30	2024
McNown, Cade (UCLA), QB.....	8	1999-2000	Moorehead, Emery (Colorado), TE.....	43, 87	1981-88
McPhee, Pernell (Mississippi State), LB.....	92	2015-17	Moreno, Moses (Colorado State), QB.....	4	1998
McPherson, Forrest (Nebraska), G.....	25	1935	Morgan, Anthony (Tennessee), WR.....	81	1991-93
McQuarters, R.W. (Oklahoma St.), CB.....	21	2000-04	Morgan, Josh (Virginia Tech), WR.....	19	2014
McRae, Bennie (Michigan), DB.....	26	1962-70	Morgan, Mike (Wisconsin), RB.....	29	1978
McRae, Franklin (Tenn. State), DT.....	58	1967	Morris, Byron "Bam" (Texas Tech), RB.....	33	1998
Meadows, Ed (Duke), E.....	76, 86	1954-56	Morris, Frank (Boston U.), HB.....	11	1942
Mellekas, John (Arizona), T/C.....	76	1956-61	Morris, Johnny (Santa Barbara), FL.....	47	1958-67
Melton, Henry (Texas), DE.....	69	2010-13	Morris, Jon (Holy Cross), C.....	63	1978
Meredith, Cameron (Illinois State), WR.....	81	2015-16	Morris, Larry (Georgia Tech), LB.....	33	1959-65
Meriweather, Brandon (Miami), S.....	31	2011	Morris, Ray (UTEP), LB.....	92	1987

Morris, Ron (SMU), WR.....	34	1987-92
Morrison, Fred "Curley" (Ohio State), FB/P.....	15	1950-53
Morrissey, Jim (Michigan State), LB.....	15	1985-93
Morrow, Nicholas (Greenville), LC.....	53	2022
Morton, John (Missouri), HB.....	36	1945
Moser, Robert (Pacific), C.....	55	1951-53
Mosley, Anthony (Fresno State), RB.....	46	1987
Mosley, Henry (Morris Brown), HB.....	49, 90	1955
Mostert, Raheem (Purdue), RB.....	25	2016
Mucha, Charles (Washington), G.....	**	1935
Mucha, Rudy (Washington), G.....	16	1945-46
Muckensturm, Jerry (Arkansas St.), LB.....	58	1976-80; 82-83
Mudd, Howard (Hillsdale), G.....	68	1969-70
Muhammad, Al-Quadin (Miami), DE.....	55	2022
Muhammad, Muhsin (Michigan St.), WR.....	87	2005-07
Mullen, Verne (Illinois), E.....	15, 21	1923-25
Mulligan, Matthew (Maine), TE.....	85	2014
Mullins, Don R. (Houston), HB.....	40	1961-62
Mullins, Noah (Kentucky), HB.....	10	1946-49
Mundee, Fred (Notre Dame), C.....	20, 36	1943-45
Mundy, Ryan (West Virginia), S.....	21	2014
Murray, Bill (William & Mary), OL.....	60	2024
Murray, Richard (Marquette), T.....	18	1924
Murry, Don (Wisconsin), T.....	18	1924-31
Musso, George (Miliklin), G.....	16	1933-44
Musso, Johnny (Alabama), RB.....	22	1975-77
Muster, Brad (Stanford), FB.....	25	1988-92
Mustipher, Sam (Notre Dame), OL.....	67	2020-22
Myslinski, Tom (Tennessee), OL.....	69	1993-94

N	#	Years
Nagurski, Bronko (Minnesota), FB/T.....	3, 16	1930-37; 43
Nall, Ryan (Oregon State) RB.....	35	2019-21
Neacy, Clement (Colgate), E.....	80	1927
Neal, Dan (Kentucky), C.....	52	1975-83
Neal, Ed (LSU), G.....	58	1951
Neck, Tommy (LSU), HB.....	48	1962
Neely, Bobby (Virginia), TE.....	87	1996
Negus, Fred (Wisconsin), C.....	18	1950
Neidert, John (Louisville), LB.....	63	1970
Nelson, Everett (Illinois), T.....	17	1929
Nesbitt, Dick (Drake), HB.....	2	1930-33
Newkirk, Robert (Michigan St.), DT.....	62	2000-01
Newsome, Billy (Grambling), DE.....	87	1977
Newsome, Dazz (North Carolina), WR.....	83	2021
Newton, Bob (Nebraska), G.....	78	1971-75
Ngakoue, Yannick (Maryland), DL.....	91	2023
Nichols, Bilal (Delaware), DL.....	98	2018-21
Nickla, Ed (Maryland), G.....	72	1959
Nielsen, Hans (Michigan St.), K.....	6	1981
Nix, Kent (TCU), QB.....	16	1970-71
Nolan, Troy (Arizona State), S.....	43	2012
Nolting, Ray (Cincinnati), HB.....	25, 33	1936-43
Norberg, Hank (Stanford), E.....	16	1948
Nordquist, Mark (Pacific), G/C.....	63	1975-76
Nori, Reino (DeKalb), HB.....	4	1938
Norman, Dick (Stanford), QB.....	12	1961
Norman, Tim (Illinois), G.....	67	1983
Norris, Jon (American Int'l), DE.....	98	1987
Norvell, Jay (Iowa), LB.....	91	1987
Novoselsky, Brent (Penn), TE.....	89	1988
Nowaskey, Bob (G Washington), E.....	20	1940-42
Nugent, Mike (Ohio State), K.....	1	2017

O	#	Years
O'Bradovich, Ed (Illinois), DE.....	87	1962-71
O'Connell, JF (Penn State), C.....	**	1924
O'Connell, Tom (Illinois), QB.....	10	1953
O'Donnell, Patrick (Miami-FL), P.....	16	2014-21
O'Neill, Pat (Syracuse), P.....	8	1995
O'Quinn, John (Wake Forest), E.....	37	1950-51
O'Rourke, Charles (Boston College), QB.....	48	1942
Oakley, Anthony (Western Kentucky), G.....	68	2006-07
Obee, Terry (Oregon), WR.....	83	1993-94
Odom, Joe, (Purdue), LB.....	59	2003-05
Odunze, Rome (Washington), WR.....	15	2024
Oech, Verne (Minnesota), G.....	23	1936
Oelrich, John (St. Ambrose), HB.....	7	1938
Ogbongbemiga, Amen (Oklahoma State), LB.....	45	2024
Ogden, Ray (Alabama), TE.....	38	1969-71
Ogletree, Alec (Georgia), LB.....	44	2021
Ogunleye, Adewale (Indiana), DE.....	93	2004-09
Ojemudia, Michael (Iowa), CB.....	26	2022
Okoye, Amobi (Louisville), DT.....	91	2011-12
Ola, Michael (Hampton), T/G.....	70	2014
Oliver, Jack (Memphis State), T.....	71	1987
Olsen, Greg (Miami-FL), TE.....	82	2007-10
Onameh, Patrick (Michigan), G/T.....	65	2015
Omiyale, Frank (Tennessee Tech), G/T.....	68	2009-11
Ortego, Keith (McNeese St.), WR.....	89, 96	1985-87
Orton, Kyle (Purdue), QB.....	18	2005-07
Osborne, Jim (Southern), DT.....	68	1972-84
Oshinowo, Babatunde (Stanford), DT.....	70	2007
Osmanski, Bill (Holy Cross), FB.....	9	39-43; 46-47
Osmanski, Joe (Holy Cross), FB.....	18	1946-49
Overhauser, Chad (UCLA), T.....	69	1998
Owens, John (Notre Dame), TE.....	82	2004
Owens, Jonathan (Missouri Western), DB.....	36	2024
Owens, Montell (Maine), FB.....	24	2014
Ozougwu, Cheta (Rice), DE.....	95	2012-13

P	#	Years
Pace, Orlando (Ohio State), T.....	76	2009
Parkey, Cody (Auburn), K.....	1	2018
Paea, Stephen (Oregon State), DT.....	92	2011-14
Pagac, Fred (Ohio State), TE.....	82	1974
Page, Alan (Notre Dame), DT.....	82	1978-81
Palmer, Dan (Air Force), T.....	73	1999
Palmer, Jordan (Texas-El Paso), QB.....	2	2013
Parrish, James (Temple), T.....	79	1996
Parrish, Tony (Washington), S.....	37	1998-2001
Parsons, Bob (Penn State), P/TE.....	86	1972-83
Patrick, Lucas (Duke), OL.....	62	2022-23
Patterson, Billy (Baylor), QB.....	57	1939
Patterson, Cordarrelle (Tennessee) WR.....	84	2019-20
Paul, Markus (Syracuse), S.....	36	1989-92
Pauley, Frank Don (Wash. & Jeff.), T.....	14	1930
Paulsen, Logan (UCLA), TE.....	82	2016
Payne, Kevin (La.-Monroe), S.....	44	2007-09
Payton, Sean (E Illinois), QB.....	17	1987
Payton, Walter (Jackson State), RB.....	34	1975-87
Pearce, W. "Pard" (Penn), QB.....	4	1920-22
Pearson, Madison (Kansas), C.....	26	1929-34
Pederson, Jim (Augsburg), HB.....	17	1932
Peiffer, Dan (SE Missouri State), C.....	53	1975-77

Penn, Chris (Tulsa), WR.....	86	1997-98
Pennel Jr., Mike (Colorado State), DL.....	64	2022
Peppers, Julius (North Carolina), DE.....	90	2010-13
Percival, Mac (Texas Tech), K.....	83	1967-73
Perez, Peter (Illinois), G.....	19	1945
Perina, Bob (Princeton), HB.....	33	1949-50
Perini, Pete (Ohio State), FB.....	39	1954-55
Perkins, Don (Plattsville), FB.....	19	1945-46
Perrin, Lonnie (Illinois), RB.....	25	1979
Perry, Senorise (Louisville), RB.....	32	2014
Perry, Todd (Kentucky), G.....	75	1993-2000
Perry, William "Refrigerator" (Clemson), DT.....	72	1985-93
Peter, Christian (Nebraska), DT.....	97	2002
Peterman, Nathan (Pittsburgh), QB.....	14	2022-23
Peters, Jason (Arkansas), OL.....	71	2021
Peterson, Adrian (Ga. Southern), RB.....	29	2002-09
Peterson, Anthony (Notre Dame), LB.....	57	1997
Pettibon, Richie (Tulane), S.....	17	1959-68
Pettis, Dante (Washington), WR.....	18	2022
Petty, John (Purdue), FB.....	10	1942
Petty, Ross (Illinois), G.....	17	1920
Phillips, Loyd (Arkansas), DE.....	86	1967-69
Phillips, Reggie (SMU), CB.....	21, 48	1985-87
Phipps, Mike (Purdue), QB.....	15	1977-81
Piccolo, Brian (Wake Forest), RB.....	41	1966-69
Pickens, Bob (Nebraska), T.....	70	1967-68
Pickens, Zacch (South Carolina), DL.....	96	2023-24
Pickering, Clay (Maine), WR.....	86	1986
Pierce, Artavis (Oregon State), RB.....	46	2020-21
Pierre-Louis, Kevin (Boston College) LB.....	57	2019
Pierson, Shurren (South Florida), DE.....	98	2004
Pifferini, Bob (UCLA), LB.....	58	1972-75
Pilgrim, Evan (BYU), G.....	65	1995-97
Pinder, Cyril (Illinois), RB.....	22	1971-72
Pineiro, Eddy (Florida), K.....	15	2019
Pippens, Jerrell (Nebraska), S.....	36	2004
Plank, Doug (Ohio State), S.....	46	1975-82
Plasman, Dick (Vanderbilt), E.....	14	1937-41; 44
Podlesh, Adam (Maryland), P.....	8	2011-13
Podmajersky, Paul" (Illinois), G.....	31	1944
Polisky, John (Notre Dame), G.....	16, 27	1929
Polite, Lousaka (Pittsburgh), FB.....	39	2007
Polk, Octus (Stephen F. Austin), G.....	69	1995-96
Pollock, Bill (Penn. Military Acad.), HB.....	2	1935-36
Pool, Hampton (Stanford), E.....	76	1940-43
Porter, Tracy (Indiana), CB.....	21	2015-16
Potter, Kevin (Missouri), S.....	20	1983-84
Powell, Carl (Louisville), DT.....	72	2001
Preston, Pat (Wake Forest), G.....	53	1946-49
President, Andre (Angelo St.), TE.....	87	1995
Price, Terry (Texas A&M), DT.....	65	1990
Pride, Dan (Jackson State), LB.....	57	1968-69
Primus, Greg (Colorado State), WR.....	87	1994-95
Pringle, Byron (Kansas State), WR.....	13	2022
Pritchett, Stanley (South Carolina), FB.....	36	2001-03
Proctor, Rex (Rice), HB.....	47	1953
Prosinski, Chris (Wyoming), DB.....	31, 43	2015-17
Proehl, Ricky (Wake Forest), WR.....	87	1997
Pruitt, MyCole (Southern Illinois), TE.....	80	2016
Pruitt, Mickey (Colorado), LB.....	46, 52	1988-90
Pryor, Matt (TCU), OL.....	79	2024
Purnell, James (Wisconsin), LB.....	53	1964-68
Pyle, Mike (Yale), C.....	50	1961-69

Q	#	Years
Quinn, Jonathan (Middle Tenn. St.), QB.....	12	2004
Quinn, Robert (North Carolina), LB.....	94	2020-22

R	#	Years
Rabold, Mike (Indiana), G.....	64	1964-66
Rachal, Chilo (USC), G.....	62	2012
Rains, Dan (Cincinnati), LB.....	53	1982-85
Rakestraw, Larry (Georgia), QB.....	12	1964-67
Ramsey, Frank (Oregon State), G.....	13	1945
Rather, Bo (Michigan), WR.....	80	1974-78
Ratliff, Jeremiah (Auburn), DT.....	90, 96	2013-15
Reader, Russ (Michigan State), HB.....	11	1947
Reed, Nick (Oregon), DE.....	94	2011
Reese, Lloyd (Tennessee), FB.....	22	1946
Reese, Marcus (UCLA), LB.....	52	2004
Reeves, Carl (NC State), DE.....	68	1996-98
Reid, Gabe (BYU), TE.....	48	2003, 05-06
Reiff, Riley (Iowa), OL.....	71	2022
Reilly, Mike (Iowa), LB.....	62	1964-68
Rentie, Caesar (Oklahoma), T.....	71	1988
Rentner, Ernest (Northwestern), HB.....	7, 23	1936-37
Reppond, Mike (Arkansas), WR.....	81	1973
Reynolds, LaRoy (Virginia), LB.....	52	2015
Reynolds, Tom (San Diego State), WR.....	87	1973
Rice, Andy (Texas Southern), DT.....	70	1972-73
Richards, Golden (Hawaii), WR.....	83	1978-79
Richards, Ray (Nebraska), T.....	44	1933-36
Richardson, Mike (Arizona State), CB.....	27	1983-88
Richman, Harry (Illinois), G.....	16	1929
Rideau, Brandon (Kansas), WR.....	84	2007-08
Ridley, Riley (Georgia), WR.....	88	2019-20
Riley, Karon (Minnesota), DE.....	95	2001
Riley, Pat (Miami-FL), DT.....	78, 95	1995
Riley, Phillip (Florida State), WR.....	15	1996
Rivera, Ron (California), LB.....	59	1984-92
Rivera, Steve (California), WR.....	83	1977
Rivers, Garland (Michigan), DB.....	32	1987
Rives, Don (Texas Tech), LB.....	57	1973-78
Roach, Nick (Northwestern), LB.....	53	2007-12
Roberts, Tom (DePaul), G.....	82	1943-44
Roberts, Willie (Houston), CB.....	24	1973
Robertson, Bernard (Tulane), T.....	74	2001-02
Robertson, Tracy (Baylor), DE.....	72	2013
Robertson-Harris, Roy (UTEP), LB.....	45, 95	2016-19
Robinson II, Allen (Penn State), WR.....	12	2018-21
Robinson, Bryan (Fresno State), DL.....	98	1998-2003
Robinson, Dominique (Miami OH), DE.....	91, 90	2022-24
Robinson, Marcus (S. Carolina), WR.....	88	1997-2002
Rodenhauser, Mark (Illinois St.), C.....	51, 52	1987-88
Roder, Mirro, K.....	15	1973-74
Rodgers, Jacquizz (Oregon State), RB.....	35	2015
Rodriguez, Evan (Temple), FB.....	48	2012
Roehlk, Jon (Iowa), G.....	64	1987
Roehnel, William (Bradley), G.....	69	1958-59
Rogers, Mel (Florida A&M), LB.....	51	1977
Roggeman, Tom (Purdue), G.....	67	1956-57
Rolle, Antrel (Miami-FL), S.....	26	2015
Romanik, Steve (Villanova), QB.....	12	1950-53
Romney, Milton (Chicago), QB.....	10	1925-29
Ronzani, Gene (Marquette), QB.....	6	33-38; 44-45
Roper, John (Texas A&M), LB.....	55	1989-92



Rosario, Dante (Oregon), TE.....	88	2013-14
Rosequist, Ted (Ohio State), T.....	23, 47	1934-36
Ross, Rashad (Arizona State), WR.....	13	2014
Rothschild, Doug (Wheaton), LB.....	54	1987
Rouse, James (Arkansas), RB.....	30	1990-91
Roveto, John (SW Louisiana), K.....	4, 9	1981-82
Rowden, Larry (Houston), LB.....	53	1971
Rowell, Eugene (Dubuque), DT.....	65	1987
Rowland, Brad (McMurry), HB.....	86	1951
Rowland, Justin (TCU), HB.....	20	1960
Royal, Eddie (Virginia Tech), WR.....	19	2015-16
Rubens, Larry (Montana State), C.....	52, 53	1986
Runnels, J.D. (Oklahoma), FB.....	48	2006
Rupp, Nelson (Dennison), QB.....	**	1921
Russell, Reginald (Northwestern), E.....	24	1928
Ryan, John (Detroit), T.....	12	1929
Ryan, Rocky (Illinois), E.....	45	1958
Ryan, Tim (USC), DT.....	96, 99	1990-93
Rydalch, Ron (Utah), DT.....	76	1975-80
Ryzdewski, Frank (Notre Dame), C.....	**	1923
Rykovich, Julie (Illinois), HB.....	11	1949-51

<b>S</b>	<b>#</b>	<b>Years</b>
Sacrinty, Nick (Wake Forest), QB.....	4	1947
Salaam, Rashaan (Colorado), RB.....	31	1995-97
Saldi, Jay (South Carolina), TE.....	81	1983-84
Samuel, Khari (Massachusetts), LB.....	91	1999-2001
Sanborn, Jack (Wisconsin), LB.....	57	2022-24
Sanchez, Mark (USC), QB.....	6	2017
Sanders, Glenell (Louisiana Tech), LB.....	64	1990
Sanders, Thomas (Texas A&M), RB.....	20, 31	1985-89
Sanderson, Reggie (Stanford), RB.....	39	1973
Sanderson, Scott (Washington St.), G.....	74	2003
Sanford, Sulecio (Middle Tenn. St.), WR.....	82	1999
Santos, Cairo (Tulane), K.....	2	2017, 2021-24
Sanzenbacher, Dane (Ohio State), WR.....	18	2011-12
Saubert, Eric (Drake), TE.....	43	2019
Saubert, Todd (West Virginia), P.....	16	1995-99
Sauter, Cory (Minnesota), QB.....	17	2002
Savoldi, Joe (Notre Dame), FB.....	54	1930
Sayers, Gale (Kansas), HB.....	40	1965-71
Scales, Patrick (Utah State), LS.....	48	2015-23
Schiechl, John (Santa Clara), C.....	41, 66	1945-46
Schmidt, Terry (Ball State), S.....	44	1976-84
Schofield III, Michael (Michigan), OL.....	79	2022
Schreiber, Larry (Tenn. Tech), RB.....	36	1976
Schroeder, Gene (Virginia), E/DB.....	88	51-52:54-57
Schubert, Steve (Massachusetts), WR.....	85	1975-79
Schuette, Paul (Wisconsin), G.....	22	1930-32
Schultz, Bill (USC), G.....	67	1997
Schwartz, Jim (Purdue), LB.....	59, 65	1992, 1998
Schweda, Brian (Kansas), DE.....	60	1966
Schweidler, Dick (St. Louis), HB.....	31	1938-39:46
Scott, Ian (Florida), DT.....	95	2003-06
Scott, Jonathan (Texas), T.....	79	2012-13
Scott, James (Trinity Valley CC), WR.....	89	1975-80; 82-83
Scott, Ralph (Wisconsin), T.....	17	1921-25
Scott, Trevor (Buffalo), DE.....	76	2014
Scott, Tyler (Cincinnati), WR.....	13, 10	2023-24
Scruggs, Greg (Louisville), DL.....	87, 90	2015-16
Seals, George (Missouri), G.....	67	1965-71
Seibering, Gerald (Drake), FB.....	30	1932
Senn, Bill (Knox), HB.....	6	1926-31

Serini, Washington (Kentucky), G.....	23	1948-51
Setzer, Bobby (Boise State), DE.....	76	2002
Sevy, Jeff (California), T/DE.....	75	1975-78
Seward, Len (E. Illinois), LS.....	52	1987
Sewell, Noah (Oregon), LB.....	44	2023-24
Seymour, Jim (Notre Dame), WR.....	84	1970-72
Shaffer, Kevin (Tulsa), T.....	78	2009-10
Shaheen, Adam (Ashland), TE.....	87	2017-19
Shank, J.L., HB.....	18	1920
Shanklin, Ron (North Texas State), WR.....	25	1975-76
Shannon, John (Kentucky), DT.....	75	1988-89
Sharpton, Darryl (Miami-FL), LB.....	53	2014
Shaw, Glenn (Kentucky), HB.....	29	1960
Shaw, Tim (Penn State), LB.....	58	2009
Shearer, Brad (Texas), DT.....	72	1978-80
Shelley, Duke (Kansas State), DB.....	33	2019-21
Shellog, Alec (Notre Dame), T.....	18	1939
Shelton, Coleman (Washington), OL.....	65	2024
Shelton, Daimon (Sacramento St.), FB.....	31	2001-02
Sherman, Saul "Solly" (Chicago), QB.....	22	1939-40
Shipkey, Jerry (UCLA), FB.....	23, 33	1953
Shirley, Josh (UNLV), LB.....	46	2016
Shivers, Jason (Arizona State), S.....	27	2004
Shoemaker, Hub (Illinois), G.....	19	1920-21
Shy, Don (San Diego State), RB.....	24	1970-72
Siegal, John* (Columbia), E.....	6, 19	1939-43
Siemian, Trevor (Northwestern), QB.....	15	2022
Sigillo, Dom* (Xavier), T.....	19	1943-44
Sigmund, Arthur W., G.....	**	1923
Simmons, Clyde (W. Carolina), DE.....	96	1999-2000
Simmons, David (North Carolina), LB.....	57	1983
Simmons, Jerry (Bethune-Cookman), WR.....	80	1969
Simmons, Lachavious (Tennessee State), OL.....	73	2020-21
Sims, Dion (Michigan State), TE.....	88	2017-18
Simpson, Carl (Florida State), DT.....	98	1993-97
Sinceno, Kaseem (Syracuse), TE.....	85	2000
Singletary, Mike (Baylor), LB.....	50	1981-92
Sisk, John (Marquette), HB.....	7	1932-36
Sisk, John Jr. (Miami-FL), B.....	27	1964
Sitton, Josh (UCF), OL.....	71	2016-17
Skibinski, John (Purdue), RB.....	30	1978-81
Skrine, Buster (UT-Chattanooga), DB.....	24	2019-20
Slauson, Matt (Nebraska), G.....	68	2013-15
Smeja, Rudy (Michigan), E.....	51	1944-45
Smith, Allen H. (Mississippi), E.....	30, 32	1947-48
Smith, Andre (Virginia Tech), TE.....	85	2011
Smith, Antone (Florida State), RB.....	44	2015
Smith, Clarence (Georgia), E.....	**	1942
Smith, D'Anthony (Louisiana Tech), DL.....	70	2015
Smith, DeAngelo (Cincinnati), CB.....	26	2009
Smith, Eric (LSU), WR.....	83	1997
Smith, Eugene (Georgia Tech), G.....	19	1930
Smith, Frankie (Baylor), CB.....	29	1998-2000
Smith, JD (N Carolina A&T), FB.....	39	1956
Smith, James (Compton JC), HB.....	36	1961
Smith, Quintin (Kansas), WR.....	17	1990
Smith, Ray Gene (Midwestern), HB.....	20	1954-57
Smith, Ron (Wisconsin), S.....	48, 84	1965; 70-72
Smith, Roquan (Georgia), LB.....	58	2018-22
Smith, Russell (Illinois), T.....	16	1921-23
Smith, Sean (Grambling State), DT.....	97	1987-88
Smith, Terell (Minnesota), DB.....	32	2023-24
Smith, Thomas (North Carolina), CB.....	25	2000

Smith, Vernice (Florida A&M), G.....	69	1993
Smith, Vinson (East Carolina), LB.....	55	1993-96
Smith-Marsette, Ihmir (Iowa), WR.....	17	2022
Snow, Percy (Michigan State), LB.....	96	1993
Snowden, Charles (Virginia), LB.....	49	2021
Snyder, Bob (Ohio U.), QB.....	13, 17	1939-41/43
Sorey, Revie (Illinois), G.....	69	1975-81; 83
Sowell, Bradley (Mississippi), OL/te.....	79, 85	2017-19
Spaeth, Matt (Minnesota), TE.....	89	2011-12
Spears, Marcus (NW Louisiana), T.....	76, 79	1994-96
Speed, Ameer (Michigan State), DB.....	38	2024
Spellman, Alonzo (Ohio State), DL.....	90	1992-97
Spencer, Chris (Mississippi), C/G.....	67	2011-12
Spero, Kenny (Morehead State), C.....	**	1942
Spivey, Mike (Colorado), CB.....	47	1977-79
Spriggs, Jason (Indiana), OL.....	78	2020
Sprinkle, Ed (Hardin-Simmons), E.....	7	1944-55
Spurlock, Micheal (Mississippi), WR/KR.....	18	2014
Square, Damion (Alabama), DL.....	62	2021
St. Brown, Equanimeous (Notre Dame), WR.....	19	2022-23
St. Clair, John (Virginia), T.....	78	2005-08
Stachowicz, Ray (Michigan State), P.....	19	1983
Stahlgman, Dick (DePaul), T.....	19	1933
Staley, Bill (Utah State), DT.....	76	1970-72
Stamper, John (South Carolina), DE.....	95	2002
Standlee, Norm (Stanford), FB.....	22	1941
Stargell, Tony (Tennessee State), CB.....	45	1997
Stautberg, Gerald (Cincinnati), G.....	68	1951
Steinbach, Larry (St. Thomas), G.....	28	1930-31
Steinkemper, Bill (Notre Dame), T.....	35, 36	1943
Steltz, Craig (LSU), S.....	20	2008-13
Stenn, Paul (Villanova), G.....	35	1948-51
Stenstrom, Steve (Stanford), QB.....	18	1995-98
Sternaman, Edward (Illinois), HB.....	3	1920-30
Sternaman, Joe (Illinois), QB/K.....	4	1922-25; 27-30
Steuber, Bob (Missouri), HB.....	28, 37	1943
Stevenson, Trygwie (Miami), DB.....	29	2023-24
Steward, Reddy (Troy), DB.....	27	2024
Stewart, Kordell (Colorado), QB.....	10	2003
Stickel, Walt (Penn.), T.....	45	1946-49
Stillwell, Roger (Stanford), DE/DT.....	71	1975-77
Stinchcomb, Pete (Ohio State), QB.....	8	1921-22
Stinson, Lemuel (Texas Tech), CB.....	32	1988-92
Stoepe, Terry (Tulsa), G.....	89	1967
Stolfa, Anton (Luther), HB.....	5, 12	1939
Stone, Billy (Bradley), HB.....	5, 45	1951-54
Stonebreaker, Michael (Notre Dame), LB.....	58	1991
Stoops, Mike (Iowa), DS.....	44	1987
Strait, Derek (Oklahoma), CB.....	25	2006
Streeter, George (Notre Dame), DB.....	30	1989
Strickland, Larry (North Texas St.), C.....	55	1954-59
Stroman Jr., Greg (Virginia Tech), CB.....	27	2022-23
Sturtridge, Dick (DePaul), HB.....	21	1928-29
Stydahar, Joe (West Virginia), T/K.....	13, 18	1936-42; 45-46
Suhey, Matt (Penn State), RB.....	26	1980-89
Sullivan, Frank (Loyola, NO), C.....	12	1935-39
Sumner, Charles (Wm & Mary), HB.....	26	1955; 58-60
Sutherland, Vinny (Purdue), WR.....	87	2002
Sutton, Will (Arizona State), DT.....	93	2014-16
Sweat, Montez (Mississippi State), DL.....	98	2023-24
Sweeney, Jake (Cincinnati), T.....	13	1944
Swift, D'Andre (Georgia), RB.....	4	2024
Swisher, Bob (Northwestern), HB.....	48	1938-41/45

Szymanski, Frank (Notre Dame), C.....	44	1949
<b>T</b>		
		<b>#</b>
		<b>Years</b>
Tabor, Paul (Oklahoma), C.....	53	1980
Tabor, Teez (Florida), DB.....	37	2021
Tackwell, Charles "CO," "Cookie" (Kansas St.), E.....	19	1931-33
Tafoya, Joe (Arizona), DE.....	99	2001-03
Taft, Merrill (Wisconsin), FB.....	**	1924
Tait, John (BYU), T.....	76	2004-08
Tate, David (Colorado), S.....	49	1988-92
Tate, Lars (Georgia), RB.....	33	1990
Taylor, Aaron (Nebraska), G.....	62	1998
Taylor, Brian (Oregon State), RB.....	27	1989
Taylor, Chester (Toledo), RB.....	29	2010
Taylor, Clifton (Memphis State), RB.....	22	1974
Taylor, Cordell (Hampton), CB.....	33	1999
Taylor, Darrell (Tennessee), DL.....	52	2024
Taylor, Henry (South Carolina), DT.....	96	2001
Taylor, Joe (N. Carolina A&T), DB.....	20	1967-74
Taylor, JR "Tarz" (Ohio State), G.....	14	1921-22
Taylor, Ken (Oregon State), CB.....	31	1985
Taylor, Lionel (NM Highlands), E.....	32	1959
Taylor, Roosevelt "Rosey" (Grambling), DB.....	24	1961-69
Taylor, Tory (Iowa), P.....	19	2024
Taylor, Trent (Louisiana Tech), WR.....	15	2023
Teafattler, Guy (Illinois), DL.....	93	1987
Terrell, David (Michigan), WR.....	83	2001-04
Thayer, Tom (Notre Dame), G.....	57	1985-92
Thierry, John (Alcorn State), DE.....	91, 94	1994-98
Thomas, A.J. (Western Michigan), CB.....	38	2022
Thomas, Anthony (Michigan), RB.....	35	2001-04
Thomas, Bob (Notre Dame), K.....	16	1975-84
Thomas, Calvin (Illinois), FB.....	33	1982-87
Thomas, Earl (Houston), WR.....	82	1971-73
Thomas, J.T. (West Virginia), LB.....	97	2012
Thomas, Joe (SC State), LB.....	45	2022
Thomas, Mark (NC State), DE.....	95	1997-98
Thomas, Stan (Texas), T.....	60	1991-92
Thompson, Chris (Nicholls State), CB.....	27	2005
Thompson, Deonte (Florida), WR.....	14	2015-17
Thompson, Russ (Nebraska), T.....	29	1936-39
Thornton, James (Cal St.-Fullerton), TE.....	80	1988-92
Thrft, Cliff (E Central Oklahoma), LB.....	52	1985
Thrower, Willie (Michigan State), QB.....	14	1953
Tillman, Charles "Peanut" (La-Lafayette), CB.....	33	2003-14
Tillman, Lewis (Jackson St.), RB.....	27	1994-95
Timpson, Michael (Penn State), WR.....	83	1995-96
Timu, John (Washington), LB.....	53	2015-17
Tinoisamoa, Pisa (Hawaii), LB.....	59	2009-10
Toeaina, Matt (Oregon), DT.....	75	2007-12
Toliver II, Kevin (LSU), DB.....	22	2018-19
Tom, Mel (San Jose State), DE.....	89	1973-75
Tomczak, Mike (Ohio State), QB.....	18	1985-90
Tonga, Khyiris (BYU), DL.....	95	2021
Tonges, Jake (California), TE.....	81	2022
Tonyan, Robert (Indiana State), TE.....	18	2023
Torrence, Jack (LSU), T.....	34	1939-40
Trafton, George (Notre Dame), C.....	13	1920-32
Trahan, Patrick (Mississippi), LB.....	59	2011-12
Traylor, Keith (Central State), DT.....	94	2001-03
Trevathan, Danny (Kentucky), LB.....	59	2016-21
Trimble, Steve (Maryland), DB.....	40	1987
Trost, Milt (Marquette), T.....	27	1935-39

Trubisky, Mitchell (North Carolina), QB.....	10	2017-20
Tucker, Bill (Tennessee State), RB.....	34	1971
Tucker, Rex (Texas A&M), G.....	64	1999-2004
Tuinei, Van (Arizona), DE.....	90	1999-2000
Tupou, Christian (USC), DT.....	64	2013
Turenne, Woody (Louisville), CB.....	47	2009
Turnbull, Nick (Fla. Int'l), S.....	27	2006
Turner, Barry (Ohio State), DE.....	96	2010
Turner, Cecil (California Poly), FL.....	21	1968-73
Turner, Clyde "Bulldog" (Hardin-Simm), C/LB.....	66	1940-52

U	#	Years
Ulmer, Mike (Doane), CB.....	43	1980
Unga, Harvey (BYU), RB.....	45	2012
Unrein, Mitch (Wyoming), DL.....	98	2015-17
Urban, Brent (Virginia), DL.....	92	2019-20
Urlacher, Brian (New Mexico), LB.....	54	2000-12
Usher, Lou (Syracuse), T.....	12	1921, 1923

V	#	Years
Vactor, Ted (Nebraska), CB.....	33	1975
Vallez, Emilio (New Mexico), TE.....	82	1968-69
Van Horne, Keith (USC), T.....	78	1981-93
Van Valkenburg, Pete (BYU), RB.....	46	1974
Vasher, Nathan (Texas), CB.....	31	2004-09
Vaughters, James (Stanford), LB.....	93	2019-20
Veach, Walter, HB.....	15	1920
Venable, Winston (Boise St.), S.....	49	2011
Venturelli, Fred, T/K.....	55	1948
Vereen, Brock (Minnesota), S.....	45	2014-15
Vick, Ernie (Michigan), C.....	23	1927-28
Vick, Richard (Wash. & Jeff.), QB.....	26	1925
Vildor, Kindle (Georgia Southern), DB.....	22	2020-22
Villarral, Chris (Indiana-PA), C.....	58	1996-2003
Virgin, Dee (West Alabama), DB.....	30	2021
Vodicka, Joe (Lewis Institute), HB.....	48	1943-45
Voss, Walter "Tillie" (Detroit), E.....	27	1927-28
Vucinich, Milt (Stanford), C.....	16	1945

W	#	Years
Waddle, Tom (Boston College), WR.....	87	1989-94
Wade, Bobby (Arizona), WR.....	84	2003-05
Wade, Charles (Tennessee St.), WR.....	83	1974
Wade, William (Vanderbilt), QB.....	9	1961-66
Waechter, Henry (Nebraska), DE.....	70, 75	1982; 84-86
Wager, Clinton (St. Mary's), E.....	51	1942-43
Wagner, Barry (Alabama A&M), WR.....	86	1992
Wagner, Bryan (Cal St.-Northridge), P.....	15	1987-88
Walker, Darwin (Tennessee), DT.....	99	2007
Walker, DeMarcus (Florida State), DL.....	95	2023-24
Wallace, Alonzo (Maryland), DE.....	94	2000
Wallace, Bob (UTEP), E.....	89	1968-72
Wallace, John (Notre Dame), E.....	29	1928
Wallace, Stan (Illinois), HB.....	40	1954-58
Walquist, Laurie (Illinois), QB.....	5	1922-31
Walsh, Steve (Miami-FL), QB.....	4	1994-95
Walters, Anthony (Delaware), S.....	37, 49	2011-14
Walterscheid, Len (S Utah), S.....	23	1977-82
Ward, John (Oklahoma State), C/G.....	78	1976
Warner, Josh (SUNY-Brockport), C/G.....	67	2003
Washington, Cornelius (Georgia), DE.....	94, 90	2013-16
Washington, Fred (TCU), DT.....	91	1990
Washington, Harry (Colorado St.), WR.....	81	1979

Washington, Ted (Louisville), DT.....	92	2001-02
Watkins, Bobby (Ohio State), HB.....	45	1955-57
Watts, Armon (Arkansas), DL.....	96	2022
Watts, Rickey (Tulsa), WR.....	80	1978-83
Weatherford, Sterling (Miami OH), LB.....	50	2022
Weatherly, Gerald "Bones" (Rice), C.....	45, 50, 84	1950, 52-54
Webb, JMarcus (West Texas A&M), T.....	73	2010-12
Webster, Nsimba (Eastern Washington),.....	15	2021-22
Weems, Eric (Bethune-Cookman), WR.....	14	2012-13
Wells, Mike (Iowa), DT.....	97	1998-2000
Wesco, Trevon (West Virginia), TE.....	88	2022
Wesley, Dante (Ark.-Pine Bluff), CB.....	21	2006
Wetnight, Ryan (Stanford), TE.....	89	1993-99
Wetoska, Bob (Notre Dame), T.....	63	1960-69
Wetzell, Damon (Ohio State), HB.....	15	1935
Wheaton, Markus (Oregon State), WR.....	12	2017
Wheeler, Ted (W Texas State), G.....	69	1970
Wheeler, Wayne (Alabama), WR.....	85	1974
Whigham, Larry (NE Louisiana), S.....	33	2001-02
Whitaker, Danta (Miss. Valley St.), TE.....	88	1993
White, Dez (Georgia Tech), WR.....	80	2000-03
White, Kevin (West Virginia), WR.....	13, 11	2016-18
White, Lawrence (Dana), WR.....	83	1987
White, Roy (Valparaiso), FB.....	8, 9, 23	1925, 1927-29
White, Wilford* (Arizona State), HB.....	33	1951-52
Whitehair, Cody (Kansas State), OL.....	65	2016-23
Whitman, SJ (Tulsa), HB/OB.....	22	1953-54
Whitsell, Dave* (Indiana), DB.....	23	1961-66
Whittenton, Jesse (West Texas), HB.....	46	1958
Wiegmann, Casey (Iowa), C/G.....	60	1997-2000
Wightkin, Bill (Notre Dame), DT.....	53, 72, 86	1950-57
Wilkinson, Elijah (UMass), OL.....	70	2021
Williams, Bob (Notre Dame), QB.....	9	1951-52; 55
Williams, Brock (Notre Dame), CB.....	22	2003
Williams, Brooks (N Carolina), TE.....	88	1981-82
Williams, Broughton (Florida), T.....	37	1947
Williams, Caleb (USC), QB.....	18	2024
Williams, Chris (New Mexico State), WR.....	82	2013-14
Williams, Chris (Vanderbilt), T.....	74	2008-12
Williams, Chris (Wagner), DL.....	91	2024
Williams, Damien (Oklahoma), RB.....	8	2021
Williams, Dave (Colorado), RB.....	22	1979-81
Williams, D.J. (Miami, FL), LB.....	58	2013-14
Williams, Edwin (Maryland), G/C.....	70	2010-12
Williams, Fred (Arkansas), T.....	75	1952-63
Williams, Jabara (Stephen F. Austin), LB.....	52	2011
Williams, Jamar (Arizona State), LB.....	52	2006-09
Williams, James "Big Cat" (Cheyney St.), T/DT.....	71	1991-2002
Williams, Jeff (Rhode Island), G.....	74	1982
Williams, Joejuan (Vanderbilt), DB.....	30	2023
Williams, Marcus (ND SU), DB.....	31	2018
Williams, Nick (Samford), DL.....	97	2018 -19
Williams, Oliver (Illinois), WR.....	93	1983
Williams, Perry (Purdue), RB.....	36	1974
Williams, Roosevelt (Tuskegee), CB.....	20	2002
Williams, Roy (Texas), WR.....	11	2011
Williams, Teddy (Texas-San Antonio), CB.....	24	2014
Williams, Terry (Memphis), DL.....	79	2015
Williams, Tyrone (Wyoming), DT.....	96	1997
Williams, Walt (New Mexico St.), CB.....	43	1982-83
Willis, Peter Tom (Florida St.), QB.....	10	1990-93
Wilson, C.J. (East Carolina), DL.....	69	2016
Wilson, C.J. (NC State), CB.....	25	2013

Wilson, George (Northwestern), E.....	30	1937-46
Wilson, Marquess (Washington St.), WR.....	10	2013-16
Wilson, Nemiah (Grambling), CB.....	21	1975
Wilson, Otis (Louisville), LB.....	55	1980-87
Wilson, Rod (South Carolina), LB.....	59, 58	2006-07; 10
Wilson, Troy (Pittsburg State), DE.....	95	2000
Wims, Javon (Georgia), WR.....	83	2018-20
Wise, Ty (Miami-FL), C.....	68	2000
Wisne, Jerry (Notre Dame), T.....	79	1999-2000
Witzman, Bryan (SDSU), OL.....	78	2018
Wojciechowski, John (Michigan St.), T.....	73	1987-93
Wolden, Allan (Bemidji State), RB.....	39	1987
Wolfe, Garrett (Northern Illinois), RB.....	25	2007-10
Wooden, Shawn (Notre Dame), S.....	22	2000
Woods, Josh (Maryland), LB.....	55	2019-21
Woods, Tony (Oklahoma), DT.....	65	1989
Woolford, Donnell (Clemson), CB.....	21	1989-96
Wootton, Corey (Northwestern), DE.....	98	2010-13
Worley, Tim (Georgia), RB.....	38	1993-94
Worrell, Cameron (Fresno State), S.....	24, 44, 45	2003-06; 08
Wright, Darnell (Tennessee), OL.....	58	2023-24
Wright, Eric (Stephen F. Austin), WR.....	83	1991-92
Wright, Kendall (Baylor), WR.....	13	2017
Wright, Major (Florida), S.....	21, 27	2010-13
Wright, Steve (Alabama), T.....	73	1971
Wrightman, Tim (UCLA), TE.....	80	1985-86
Wrotto, Mansfield (Georgia Tech), G.....	76	2011
Wuerffel, Danny (Florida), QB.....	17	2001
Wynne, Elmer (Notre Dame), FB.....	17	1928

Y	#	Years
Youmans, Maury (Syracuse), T.....	82	1960-63
Young, Adrian (USC), LB.....	54	1973
Young, Randolph (Millikin), T.....	16	1920
Young, Willie (NC State), DE.....	97	2014-17
Youngblood, George (LSU), S.....	37	1969
Yourist, Abe (Heidelberg), E.....	12	1923

Z	#	Years
Zanders, Emanuel (Jackson State), G.....	79	1981
Zarnas, Gust (Ohio State), G.....	28	1938
Zawatson, Dave (California), OL.....	64	1989
Zeller, Joe (Indiana), G.....	17	1938
Zizak, Vince (Villanova), OL.....	23	1934
Zorich, Chris (Notre Dame), DT.....	97	1991-97
Zorich, George (Northwestern), G/DB.....	14	1944-46
Zucco, Vic (Michigan State), DB.....	48	1957-60

## ILLINOIS HIGH SCHOOL BEARS

The following reflects Bears players who have appeared in at least one regular season game and who also played their high school football in the state of Illinois.

Player	Illinois High School
--------	----------------------

Jim Althoff .....	McHenry
Kiran Amegadjie .....	Hinsdale Central
Tony Ardizzone .....	Saint Joseph (Westchester)
Dick Barwegan .....	Fenger (Chicago)
Kurt Becker .....	Aurora East
Tom Bettis .....	Saint Mel (Chicago)
George Bolan .....	Deerfield
Fabien Bownes .....	Waubonsie Valley (Aurora)
Zeke Bratkowski .....	Schlarman (Danville)
Bill Brown .....	Mendota
Dick Butkus .....	Vocational (Chicago)
Sean Cattouse .....	Hubbard (Chicago)
Chet Chesney .....	St. Hyacinth; Lane Tech (Chicago)
Rich Coady .....	Taft (Chicago)
George Connor .....	De La Salle (Chicago)
George Corbett .....	Arthur
Bryan Cox .....	East Saint Louis
Scott Daly .....	Downers Grove South
John Damore .....	Riverside Brookfield
Bill DeCorrevont .....	Austin (Chicago)
Maurice Douglass .....	Madison (Trotwood)
Chuck Dreesen .....	Assumption (East Saint Louis)
Paddy Driscoll .....	Evanston
T.J. Edwards .....	Lakes Community (Lake Villa)
Steve Edwards .....	Mount Carmel (Chicago)
Tom Farris .....	Englewood (Chicago)
Dan Feeney .....	Sandburg (Orland Park)
Gary Fencik .....	Barrington
Dave Finzer .....	Loyola (Wilmette)
Alto Forte .....	Fenger (Chicago)
Andy Frederick .....	Saint Joseph (Westchester)
Hugh Gallarneau .....	Morgan Park (Chicago)
Bruce Gaston .....	St. Rita (Chicago)
Brian Glasgow .....	Eisenhower (Blue Island)
Lou Gordon .....	Lane Tech (Chicago)
Ken Gorgal .....	Saint Bede (Peru)
Jim Grabowski .....	Taft (Chicago)
Garland Grange .....	Wheaton
Red Grange .....	Wheaton
George Halas .....	Crane Tech (Chicago)
Frank Hanny .....	Aurora East
Kelvin Hayden .....	Hubbard (Chicago)
Tom Hicks .....	Willowbrook (Villa Park)
Mike Hoban .....	Gordon Tech (Chicago)
Anthony Ippolito .....	Saint Ignatius (Chicago)
John Ivlow .....	Plainfield
Chick Jagade .....	East Leyden (Franklin Park)
Ralph Jecha .....	Argo (Summit)
Luke Johnsos .....	Schurz (Chicago)
Michael Joseph .....	Oswego High School
Nick Kerasiotis .....	Mooseheart
Cole Kmet .....	St. Viator High School
Kenneth Kortas .....	Taft
Doug Kramer .....	Hinsdale Central

Player	Illinois High School
--------	----------------------

Jake Lanum .....	Champaign-Urbana
Tim Lashar .....	Barrington
Cameron Lee .....	Oakwood (Fithian)
Dennis Lick .....	St. Rita (Chicago)
Rusty Lisch .....	Belleville West
Bob MacLeod .....	Glenbard (Glen Ellyn)
Billy Martin .....	Phillips (Chicago)
Ray McElroy .....	Proviso West (Hillside)
Sherrick McManis .....	Richwoods (Peoria)
Cameron Meredith .....	Saint Joseph (Westchester)
Ahmad Merritt .....	St. Rita (Chicago)
Jerry Meyers .....	Lake View (Chicago)
Jim Mooney .....	Loyola (Wilmette)
Jerry Moore .....	Belleville
Emery Moorehead .....	Evanston
Rudy Mucha .....	Fenger (Chicago)
Jerry Muckensturm .....	Althoff (Belleville)
George Musso .....	Collinsville
Brent Novoselsky .....	Niles North (Skokie)
Ed O'Bradovich .....	Proviso East (Maywood)
Tommy O'Connell .....	South Shore (Chicago)
James O'Shaughnessy .....	Naperville North
Joe Odom .....	Civic Memorial (Bethalto)
Bob Pickens .....	Evanston
Paul Podmajersky .....	Lane Tech (Chicago)
Jim Purnell .....	Evanston
Mike Pyle .....	New Trier (Winnetka)
Mike Rabold .....	Fenwick (Oak Park)
Jack Sanborn .....	Lake Zurich
Eric Saubert .....	Hoffman Estates
Jim Schwantz .....	Fremd (Palatine)
Michael Schofield .....	Sandburg (Orland Park)
Bill Senn .....	Macomb
Solly Sherman .....	Marshall (Chicago)
Johnny Sisk .....	Saint Viator (Kankakee)
John Skibinski .....	LaSalle-Peru (LaSalle)
Rudy Smeja .....	Lindblom (Chicago)
Bill Steinkemper .....	De Paul (Chicago)
Ed Sternaman .....	Springfield
Joe Sternaman .....	Springfield
Billy Stone .....	Lanphier (Springfield)
George Streeter .....	Julian (Chicago)
Bob Swisher .....	Peoria
Tom Thayer .....	Joliet Catholic
Mike Tomczak .....	Thornton Fractional N. (Calumet City)
Robert Tonyan .....	McHenry East
George Trafton .....	Oak Park
Joe Vodicka .....	Lane Tech (Chicago)
Stan Wallace .....	Hillsboro
Laurie Walquist .....	Rockford Central; Evanston
Garrett Wolfe .....	Holy Cross (River Grove)
George Wilson .....	Austin (Chicago)
Connie Zelencik .....	Thornton Fractional N. (Calumet City)
Chris Zorich .....	Vocational (Chicago)

### ILLINOIS HIGH SCHOOL BREAKDOWN

The following reflects the most Illinois-area high schools which have contributed Bears players who have appeared in at least one regular season game and a list of players who played Illinois high school football and for the Bears who are enshrined in the Pro Football Hall of Fame.

HIGH SCHOOL	NO.	HIGH SCHOOL	NO.	PRO FOOTBALL HALL OF FAMERS	
Evanston	(4)	Loyola (Wilmette)	(2)	Dick Butkus	Vocational (Chicago)
Fenger (Chicago)	(3)	McHenry	(2)	George Connor	De La Salle (Chicago)
Lane Tech (Chicago)	(3)	Peoria	(2)	Paddy Driscoll	Evanston
St. Joseph (Westchester)	(3)	Springfield	(2)	Red Grange	Wheaton
St. Rita (Chicago)	(3)	Sandburg (Orland Park)	(2)	George Halas	Crane Tech (Chicago)
Austin (Chicago)	(2)	Taft (Chicago)	(2)	George Musso	Collinsville
Barrington	(2)	Thornton Fractional North	(2)	George Trafton	Oak Park
Hinsdale Central	(2)	Vocational (Chicago)	(2)		
Hubbard (Chicago)	(2)	Wheaton	(2)		

### COLLEGE ACCOLADES

The following reflects Bears players who earned Rose Bowl MVP or college football's most prestigious honor, the Heisman Trophy. Jay Berwanger was drafted but never played for the Bears.

BEARS ROSE BOWL MVPs			BEARS HEISMAN TROPHY WINNERS		
PLAYER	YEAR	SCHOOL	PLAYER	YEAR	SCHOOL
George S. Halas	1919	Great Lakes Navy	Jay Berwanger	1935	Chicago
Fred "Curley" Morrison	1950	Ohio State	Tom Harmon	1940	Michigan
Rudy Bukich	1953	USC	Johnny Lujack	1947	Notre Dame
Bob Jeter	1959	Iowa	John Huarte	1964	Notre Dame
Jim Grabowski	1964	Illinois	Doug Flutie	1984	Boston College
Vince Evans	1977	USC	Rashaan Salaam	1994	Colorado
Brian Griese	1998	Michigan	Danny Wuerffel	1996	Florida
Mark Sanchez	2009	USC	Caleb Williams	2022	USC
Andy Dalton	2011	TCU			
Roquan Smith	2018	Georgia			

### CHICAGO BEARS MILITARY SERVICE HONOR ROLL

The following reflects Bears players who have served in a branch of the military and served our country in war.

Player	Conflict	Player	Conflict	Player	Conflict
Artoe, Lee.....	WWII	Hughes, Billy.....	WWII	Nowansky, Bob.....	WWII
Baisi, Al.....	WWII	Hunsinger, Charlie.....	Korean War	O'Rourke, Charles.....	WWII
Bray, Ray.....	WWII	Ingwersen, Burt.....	WWII	Osmanski, Bill.....	WWII
Brown, Ed.....	Korean War	Ippolito, Anthony.....	WWII	Osmanski, Joe.....	WWII
Bussey, Young.....	WWII	Jones, Edgar.....	WWII	Patterson, Billy.....	WWII
Carey, Bob.....	Korean War	Kavanaugh, Ken.....	WWII	Perina, Bob.....	Korean War
Casares, Rick.....	Korean War	Keane, Jim.....	WWII	Perini, Pete.....	Korean War
Cifers, Ed.....	WWII	Kolman, Ed.....	WWII	Petty, John.....	WWII
Clark, Harry.....	WWII	Kopcha, Joe.....	WWII	Pifferini, Bob.....	Vietnam War
Connor, George.....	WWII	Kreamcheck, John.....	Korean War	Plasman, Dick.....	WWII
Davis, Art.....	Korean War	Lesane, Jimmy.....	Korean War	Pool, Hampton.....	WWII
Davis, Fred.....	WWII	Lowe, Lloyd.....	Korean War	Preston, Pat.....	WWII
Evans, Fred.....	WWII	Luckman, Sid.....	WWII	Roberts, Tom.....	WWII
Flanagan, Dick.....	WWII	Magnani, Dante.....	WWII	Rosequist, Ted.....	WWII
Forte, Aldo.....	WWII	Maniaci, Joe.....	WWII	Rowland, Brad.....	Korean War
Fortmann, Dan.....	WWII	Manske, Edgar.....	WWII	Schroeder, Gene.....	Korean War
Fortunato, Joe.....	Korean War	Masterson, Bernie.....	WWII	Siegal, John.....	WWII
Gallerneau, Hugh.....	WWII	Matuza, Al.....	WWII	Smith, Ray Gene.....	Korean War
Goodnight, Owen.....	WWII	Maznicki, Frank.....	WWII	Standlee, Norm.....	WWII
Gorgal, Ken.....	Korean War	McAfee, George.....	WWII	Stydahar, Joe.....	WWII
Gulyanics, George.....	WWII	Merkel, Monte.....	WWII	Turner, Clyde.....	WWII
Halas, George.....	WWI & WWII	Mihal, Joe.....	WWII	Vodicka, Joe.....	WWII
Hatley, John.....	Korean War	Mooney, Jim.....	WWII	Weatherly, Gerald.....	Korean War
Hoffman, Jack.....	Korean War	Morris, Francis.....	WWII	Williams, Bob.....	Korean War
Holovak, Mike.....	WWII	Mucha, Rudy.....	WWII	Zeller, Joe.....	WWII
Hugasian, Harry.....	Korean War	Mullins, Noah.....	WWII		

BEARS HEAD COACHES

Beginning with George Halas in 1920, the Bears have name 18 different permanent head coaches, and one interim head coach. On January 21st, 2025, the Bears named Ben Johnson as the 18th permanent head coach in the franchise 100+ year history.

CHICAGO BEARS HEAD COACHING HISTORY

	Seasons	Overall	Regular	Postseason
		W-L-T	W-L-T	W-L
George Halas	1920-29, 33-42; 46-55; 58-67	324-151-31	318-148-31	6-3
Ralph Jones	1930-32	24-10-7	24-10-7	None
"Hunk" Anderson / Luke Johnsos	1942-45	24-12-2	23-11-2	1-1
John "Paddy" Driscoll	1956-57	14-10-1	14-9-1	0-1
Jim Dooley	1968-71	20-36-0	20-36-0	None
Abe Gibron	1972-74	11-30-1	11-30-1	None
Jack Pardee	1975-77	20-23-0	20-22-0	0-1
Neill Armstrong	1978-81	30-35-0	30-34-0	0-1
Mike Ditka	1982-92	112-68-0	106-62-0	6-6
Dave Wannstedt	1993-98	41-57-0	40-56-0	1-1
Dick Jauron	1999-03	35-46-0	35-45-0	0-1
Lovie Smith	2004-12	84-66-0	81-63-0	3-3
Marc Trestman	2013-14	13-19-0	13-19-0	None
John Fox	2015-17	14-34-0	14-34-0	None
Matt Nagy	2018-21	34-33-0	34-31-0	0-2
Matt Eberflus	2022-24	10-24	10-24	None
Thomas Brown (interim)*	2024	1-4	1-4	None
Ben Johnson	2025-present	0-0	0-0	N/A

\* Brown was named interim head coach on Nov. 29, 2024, serving in the role for the final five games of the 2024 season

BEARS TEAM CAPTAINS

Since 2007, at the recommendation of the NFL's six-member player advisory council, NFL teams could name season-long captains. Captains are designated with a square patch with the letter "C" and four gold stars across the bottom. A player receives a gold star for each year he is a team captain. Teams are allowed to determine how they want to select their captains, some opting for weekly captains which do not wear the "C" patch. In 2014 then again from 2018-21 the Bears opted to name captains on a weekly basis therefore no Bears player wore the captain's "C" patch. In 2022 and 2023, there was additional fifth captain named every week.

CHICAGO BEARS SEASON-LONG CAPTAINS (Since 2007)

Year	Offense		Defense		Special Teams
2007	O. Kreutz	M. Muhammad	M. Brown*	B. Urlacher	B. Ayanbadejo
2008	O. Kreutz	K. Orton	M. Brown	B. Urlacher	P. Mannelly
2009	J. Cutler	O. Kreutz	A. Ogunleye#	B. Urlacher^	P. Mannelly
2010	J. Cutler	O. Kreutz	J. Peppers	B. Urlacher	P. Mannelly
2011	J. Cutler	R. Garza	J. Peppers	B. Urlacher	P. Mannelly%
2012	J. Cutler	R. Garza	J. Peppers	B. Urlacher	P. Mannelly
2013	J. Cutler	R. Garza	L. Briggs	J. Peppers	P. Mannelly
2015	J. Cutler	M. Forte	P. McPhee	A. Rolle	R. Gould
2016	J. Cutler	A. Jeffery	P. McPhee	D. Trevathan	S. McManis
2017	M. Glennon	J. Sitton	Q. Demps	J. Freeman	S. McManis
2022	J. Fields	C. Whitehair	R. Quinn	R. Smith+	
2023	J. Fields	D. Moore	E. Jackson	T. Edmunds	
2024	C. Kmet, M. Lewis, D. Moore, C. Williams		K. Byard, T. Edmunds, T. Edwards, J. Johnson		

\* Adewale Ogunleye was named captain after Mike Brown was placed on IR in Week 2 (2007)

^ Lance Briggs was named captain after Brian Urlacher was placed on IR in Week 2 (2009)

# Alex Brown was named captain after Adewale Ogunleye was placed on IR in Week 16 (2009)

% Corey Graham was named captain after Patrick Mannelly was placed on IR in Week 11 (2011)

+ Roquan Smith was traded to the Baltimore Ravens on October 31, 2022

### ALL-TIME ASSISTANT COACHES

Below is a list of Bears assistant coaches throughout franchise history. Data prior to 1948 may be incomplete.

Name	Seasons	Years
Abramowicz, Danny	5	1992-96
Adams, Mike	1	2021
Allen, Dennis (DC)	1	2025
Allen, George (DC)	8	1958-65
Anderson, Heartley "Hunk"	8	1940-42; 46-50
Anderson, Roy	2	2017-18
Aponte, Matt	1	2025
Armstrong, Keith	4	1997-2000
Arthur, Jim	14	2005-15; 22-24
Austin, Bill	1	1971
Azzanni, Zach	1	2017
Babich, Bob (DC)	9	2004-12
Bajakian, Mike	3	2004-06
Barone, Clancy	2	2020-21
Barrett, J.T.	1	2025
Bates, Jeremy	1	2012
Beatty, Chris	1	2024
Bedford, Vance	6	1999-2004
Bieniemy, Eric	1	2025
Bing, Bryan	1	2024
Bischoff, Andy	2	2013-14
Blache, Greg (DC)	5	1999-2003
Blevins, Anthony	1	2025
Bollman, Jim	2	1999-2000
Boras, Rob	6	2004-09
Borgonzi, Mike	3	2022-24
Borich, Mike	2	1999-2000
Bratkowski, Zeke	3	1972-74
Brauch, Phil	2	2012-13
Brodsky, Joe	1	1998
Brooks, Clarence	6	1993-98
Brooks, Larry	1	2003
Brown, Thomas	1	2024
Brumbaugh, Carl	3	1938; 40; 44
Bullough, Chuck	5	1999-2003
Burris, Henry	3	2019-21
Butkus, Luke	3	2007-09
Byrd, Gill	7	2006-12
Cable, Zach	3	2023-25
Callahan, Ray	3	1975-77
Carmichael, Pete	3	2001-03
Carr, Jim	3	1969; 73-74
Castillo, Juan	2	2020-21
Cavanaugh, Matt (OC)	4	1997-98; 13-14
Cherundolo, Chuck	6	1966-68; 72-74
Childress, Brad	1	2019
Clark, Mike	2	2013-14
Cody, Ed	6	1965-70
Coiner, Charlie	5	2001-05
Connor, George	2	1956-57
Crowton, Gary (OC)	2	1999-2000
Curtis, Andre	3	2022-24
Day, Shane	2	2010-11
DeBord, Mike	3	2010-12
DeCamillis, Joe (STC)	2	2013-14
DeCorrevont, Billy	1	1949
DeFilippo, John	2	2020-21
DeLeon, Mark	2	2019-20
Dent, Richard	1	2003
Desai, Sean (DC)	9	2013-21
DeVan, Kyle	1	2025
Dimancheff, Babe	3	1966-68
Donatelli, Ed	4	2015-18
Dooley, Jim (DC)	14	1963-67; 81-89
Dovell, Whitey	3	1972-74
Doyle, Declan (OC)	1	2025
Drake, Darryl	9	2004-12
Dray, Jim	4	2022-25
Drayton, Stan	2	2015-16
Driscoll, Paddy	20	1941-55; 58-62

Name	Seasons	Years
Dunbar, Karl	1	2004
Dunn, John	1	2017
Ecklund, Brad	3	1975-77
Emrich, Clyde	21	1971-91
Fangio, Vic (DC)	4	2015-18
Fears, Ivan	6	1993-98
Fewell, Perry	1	2005
Fichtner, Ross	3	1975-77
Flaherty, Pat	3	2001-03
Fortunato, Joe (DC)	2	1967-68
Furrey, Mike	4	2018-21
Frei, Jerry	3	1978-80
Garnes, Sam	2	2015-16
Garrett, Jeremy	1	2025
Gase, Adam (OC)	1	2015
George, Bill	1	1972
George, Jason	3	2015-17
George, Ryan	2	2007-08
Gerhart, Doug	1	1979
Getsy, Luke (OC)	2	2022-23
Gibron, Abe	7	1965-71
Gilbride, Kevin	2	2018-19
Gillman, Sid (OC)	1	1977
Ginn, Brian	4	2018-21
Giordano, Matt	1	2025
Goldston, Ralph	1	1974
Goodwin, Harold	3	2004-06
Grange, Red	8	1933-40
Gray, Torrian	2	2004-05
Griffin, Ryan	1	2024
Groh, Mike	3	2013-15
Haley, Allison	1	2025
Haley, Brick	2	2007-08
Haley, Todd	3	2001-03
Hamilton, Pep	3	2007-09
Handler, Phil	17	1952-68
Hardegree, Bo	1	2015
Harris, Al	1	2025
Harris, Chris	2	2013-14
Harris, Mike	3	2019-21
Haupt, Dale	8	1978-85
Hayes-Stoker, Andrew	3	2010-12
Helfrich, Mark (OC)	2	2018-19
Herman, Tom	1	2021
Herring, Reggie	1	2014
Hibbert, Anthony	1	2021
Hiestand, Harry	7	2005-09; 2018-19
Hightower, Richard (STC)	5	2016; 22-25
Hilton, John	3	1975-77
Hinds, Justin	2	2022-23
Hoener, Pete	1	2004
Hoke, Jon	8	2009-14; 23-24
Holt, Tim	1	2012
Houghtaling, Jason	1	2024
Hughes, Ed (OC)	7	1982-88
Hurt, Clint	3	2014-16
Jackson, Chris	3	2019-21
Jagade, Chick	1	1956
Janocko, Andrew	2	2022-23
Joseph, Kerry	1	2024
Johnson, Bill	1	2025
Johnson, Curtis	1	2016
Johnson, Don	2	2005-06
Johnsos, Luke	31	1935-39; 41-42; 46-69
Jones, Rusty	8	2005-12
Kavanaugh, Ken	1	1951
Kazor, Steve	11	1982-92
King, Austin	1	2022
King, Jennifer	1	2024
Koch, Kevin	4	2022-25



### ALL-TIME ASSISTANT COACHES (CONT.)

Name	Seasons	Years
Kramer, Casey	4	2018-21
Kromer, Aaron (OC)	2	2013-14
Kuhlmann, Hank	5	1978-82
Landry, Greg (OC)	7	1986-92
Landry, Noble	4	2022-25
Langford, Reshard	1	2025
LaRue, Jim	12	1978-89
Lazor, Bill (OC)	2	2020-21
Lee, Lloyd	5	2004-08
Levra, John	7	1986-92
Lindsey, Dale	3	1999-2001
Little, Steve	6	1998-03
Loggains, Dowell (OC)	3	2015-17
London, Charles	6	2007-09, 2018-20
Lord, Bob	1	1974
Loscalzo, Jason	4	2018-21
Luckman, Sid	16	1954; 56-70
Magazu, Dave	2	2015-16
Mainord, Carlos	6	1993-98
Mangiero, Jimmy	1	2022
Marchibroda, Ted (OC)	1	1981
Marinelli, Rod (DC)	4	2009-12
Martz, Mike (OC)	2	2010-11
Mather, Chuck	8	1958-65
Matthews, Cannon	1	2025
McDaniels, Ben	2	2016-17
McGinnis, David	10	1986-95
McGovern, Bill	1	2021
Meyer, Ken (OC)	3	1978-80
Meyer, Pat	2	2013-14
Modkins, Curtis	1	2017
Moeller, Gary	2	2002-03
Monachino, Ted	2	2019-20
Morgan, Chris	3	2022-24
Morton, Chad	1	2024
Mosley, Earle	5	1999-2003
Moss, Perry (OC)	4	1970-73
Ngo, Pierre	7	2015, 18-20; 23-25
Nickerson, Hardy	1	2007
Norton III, Kenny	3	2023-25
Norris, Rex	4	1999-2002
Nugent, Brandon	2	2013-14
O'Connor, Fred	3	1975-77
O'Dea, Kevin	4	2006-07; 11-12
Olson, Greg	1	2003
Olivo, Brock	2	2018-19
Overstreet II, David	3	2022-24
Pagano, Chuck (DC)	2	2019-20
Pasqualoni, Paul	1	2014
Pees, Matt	1	2024
Peete, Skip	2	2013-14
Peete, Willie	3	1995-97
Pendry, Joe	2	1993-94
Perry, Rick	3	2015-17
Pettine, Mike	1	2021
Phair, Mike	3	2011-13
Philippi, Mark	1	2025
Picazo, Robbie	2	2024-25
Pires, Glenn	4	2015-18
Pitre, Michael	1	2021
Plumb, Ted	8	1980-85; 96-97
Polk, Carlos	3	2022-24
Ragone, Dave	5	2016-20
Raiola, Donovan	4	2018-21
Randle El, Antwaan	1	2025
Rapp, Vic	4	1989-92
Russ Riederer	13	1992-04
Ringo, Jim	3	1969-71
Rivera, Ron (DC)	3	2004-06
Rodgers, Jay	6	2015-20
Rodgers, Jeff (STC)	3	2015-17

Name	Seasons	Years
Roland, Johnny	11	1982-92
Ronzani, Gene	3	1947-49
Rossley, Tom	1	1998
Roushar, Dan	1	2025
Rowe, James	1	2022
Rumph, Chris	1	2021
Ryan, Buddy (DC)	8	1978-85
Schiano, Greg	3	1996-98
Scovill, Doug	1	1978
Shaughnessy, Clark (DC)	12	1951-62
Shaw, Bob	3	1969-71
Shea, Terry (OC)	1	2004
Shinnick, Don	2	1970-71
Shoop, John (OC)	5	1999-2003
Shuey, Bill	4	2018-21
Shula, Mike	3	1993-95
Sinclair, Michael	1	2013
Slowik, Bob (DC)	6	1993-98
Smith, Frank	3	2015-17
Smith, Mikal	3	2010-12
Smith, Richard	1	2025
Smith, Travis	3	2022-24
Snow, Phil	1	2023
Snyder, Mike	4	2018-21
Spencer, Tim	9	2004-12
Staley, Brandon	2	2017-18
Stanfel, Dick	12	1981-92
Steckel, Luke	1	2023
Stoltz, Jerry	4	1973-76
Studesville, Eric	4	1997-00
Stukes, Dwayne	2	2013-14
Stydahar, Joe	2	1963-64
Sweatman, Mike	3	2001-03
Swinton, Darius	2	2015, 17
Tabor, Chris (STC)	7	2008-10, 2018-21
Taylor, Press	1	2025
Tibesar, Tim	1	2013
Tice, Mike (OC)	3	2010-12
Tobin, Vince (DC)	7	1986-92
Tolbert, Tyke	2	2022-23
Toub, Dave	9	2004-12
Toub, Shane	3	2019-21
Townsend, Deshea	3	2019-21
Tucker, Mel (DC)	2	2013-14
Turner, Clyde "Bulldog"	5	1952-56
Turner, Ron (OC)	9	1993-96; 2005-09
Walch, Carson	2	2013-14
Waldron, Shane (OC)	1	2024
Walker, David	2	2022-23
Walquist, Laurie	2	1933-34
Washburn, Jeremiah	1	2017
Washington, Eric (DC)	4	2008-10; 24
Wilkerson, Ben	3	2015-17
Wilks, Steven	3	2006-08
Williams, Alan (DC)	1	2022
Williams, Ronell	4	2019-22
Wilson, George	2	1947-48
Wilson, Wade	3	2004-06
Wise, Tony	6	1993-98
Wylie, Bob	5	1999-2003
Yaralian, Zaven	3	1990-92
Young, Omar	2	2022-23
Zetts, Tim	2	2022-23

Below is an unofficial list of trades involving the Chicago Bears from 1960-present.

DATE	TRADED AWAY	TO	FOR
4/26/25	2025 (5th) {#148}	LA Rams	2025 (6th) {#195}, 2026 (4th)
4/26/25	2025 (4th) {#109}	Buffalo	2025 (4th) {#132, LB Ruben Hyppolite II, (5th) {CB Zah Frazier}
4/25/25	2025 (2nd) {#41}, (3rd) {#72}, (7th) {#240}	Buffalo	2025 (2nd) {#56, OL Ozyy Trapilo}, (2nd), {#62, DL Shemar Turner}, (4th) {#109, traded}
3/12/25	2026 (4th)	Kansas City	OL Joe Thuney
3/12/25	2025 (6th) {#195}	LA Rams	OL Jonah Jackson
11/5/24	RB Khalil Herbert	Cincinnati	2025 (7th) {#233, RB Kyle Monangai}
8/24/24	2025 (6th) {#192}	Cleveland	DL Chris Williams, 2025 (7th) {#240}
8/23/24	2025 (6th) {#185}	Seahawks	DL Darrell Taylor
4/27/24	2025 (4th) {#109}	Buffalo	2024 (5th) {#144, DL Austin Booker}
3/16/24	QB Justin Fields	Pittsburgh	2025 (Cond. 6th) {#202, traded}
3/14/24	2024 (4th) {#110}	LA Chargers	WR Keenan Allen
3/13/24	2024 (5th) {#144}	Buffalo	OL Ryan Bates
10/31/23	2024 (2nd) {#184}	Washington	DL Montez Sweat
10/6/23	WR Chase Claypool	Miami	2025 (6th) {#192, traded}
9/29/23	2024 (6th) {#184}	Miami	OL Dan Feeney
4/29/23	2023 (4th) {#103, from Phil}	New Orleans	2023 (4th) {#56, RB Roschon Johnson}, (5th) {#165, DB Terrell Smith}
4/28/23	2023 (2nd) {#61}, (5th) {#136}	Jacksonville	2023 (2nd) {DB Tyrique Stevenson}
4/27/23	2023 (1st) {#9 from Car}	Philadelphia	2023 (1st) {#10, OL Darnell Wright}, (4th) {#133, WR Tyler Scott}
3/15/23	2023 (1st) {#1}	Carolina	WR DJ Moore, 2023 (1st) {#9, traded}, 2024 (1st) {#1, Caleb Williams}
11/1/22	2023 (2nd) {#32}	Pittsburgh	WR Chase Claypool
10/31/22	LB Roquan Smith	Baltimore	2023 (2nd) {#53, Gervon Dexter}, (5th) {#148, Noah Sewell} & LB A.J. Klein
10/26/22	DL Robert Quinn	Philadelphia	2023 (4th) {#133, WR Tyler Scott}
7/13/22	2024 (7th) {#231}	New England	WR N'Keal Harry
10/5/21	2023 (6th) {#178}	Miami	WR Jakeem Grant Sr.
7/26/21	WR Anthony Miller, 2022 (7th) {#228}	Houston	2022 (5th) {#148, traded}
5/1/21	2021 (6th) {#208}	Seattle	2021 (6th) {#217, RB Khalil Herbert}, (7th) {#250, DL Khayiris Tonga}
4/30/21	2021 (2nd) {#52}, (3rd) {#83}, (6th) {#204}	Carolina	2021 (2nd) {#39, OL Teven Jenkins}, 2021 (5th) {#151, OL Larry Borom}
4/29/21	2021 (1st) {#20}, (5th) {#146}, 2022 (1st) {#7}, (4th) {#112}	Giants	2021 (1st) {#11, QB Justin Fields}
7/25/20	TE Adam Shaheen	Miami	Conditional 2021 7th-round pick (did not get a pick)
4/25/20	2020 (6th) {#200 from Phil}, (6th) {#196}, (7th) {#233}	Philadelphia	2020 (5th) {#173, WR Darnell Mooney}, (7th) {#227, OL Lachavious Simmons}
4/25/20	2021 (4th) {#121}	Minnesota	2020 (5th) {#155, DE Trevis Gipson}
3/31/20	2020 (Comp. 4th) {#140}	Jacksonville	QB Nick Foles
5/7/19	2021 (Cond. 7th) {#247}	Oakland	K Eddy Pineiro
4/26/19	2019 (3rd) {#87}, (5th) {#162}; 2020 (4th) {#125}	New England	2019 (3rd) {#73, RB David Montgomery}
3/29/19	RB Jordan Howard	Philadelphia	2020 (Cond. 6th) {#233, traded}
9/1/18	Draft Picks: 2019 (1st) {#24}, (6th) {#196}	Oakland	LB Khalil Mack, 2020 (2) {#43, TE Cole Kmet}, (Cond. 7th) {#226, OL Arlington Hambricht}
9/1/18	DB Deiondre' Hall	Philadelphia	2019 (cond 7th) {#222, RB Kerrith Whyte}
4/28/18	2018 (4th) {#105}, 2019 (2nd) {#56}	New England	2018 (2nd) {#51, WR Anthony Miller}
4/29/17	2017 (4th) {#117 from Buf}, 2017 (6th) {#197, from Az}	LA Rams	2017 (4th) {#112, S Eddie Jackson}
4/28/17	2017 (2nd) {#36}, 2017 (7th) {#221}	Arizona	2017 (2nd) {#45, TE Adam Shaheen}, 2017 (4th) {#119, RB Tarik Cohen}, 2017 (6th) {#221, traded}, 2018 (4th) {#115, LB Joel Iyiebuniwe}
4/27/17	2017 (1st) {#3}, 2017 (3rd) {#87}, 2017 (4th) {#111}, 2018 (3rd) {#70}	San Francisco	2017 (1st) {#2, QB Mitchell Trubisky}
10/25/17	Conditional 2018 7th-round pick	LA Chargers	WR Dontrelle Inman
4/30/16	2016 (4th) {#117 from Buf}, 2016 (6th) {#206, from Car}	LA Rams	2016 (4th) {#113, LB Nick Kwiatkoski}
4/29/16	2016 (2nd) {#49 from Buf}	Seattle	2016 (2nd) {#56, OL Cody Whitehair}, 2016 (4th) {#124, S Deon Bush}
4/29/16	2016 (2nd) {#41}	Buffalo	2016 (2nd) {#49, traded}, 2016 (4th) {#117, traded}, 2017 (4th) {#117, traded}
4/28/16	2016 (1st) {#11}, 2016 (4th) {#41}	Tampa Bay	2016 (1st) {#9, LB Leonard Floyd}
3/17/16	TE Martellus Bennett, 2016 (6th) {#204}	New England	2016 (4th) {#127, CB Deiondre Hall}
9/29/15	LB Jonathan Bostic	New England	2016 (6th) {#204, traded}
9/28/15	LB Jared Allen	Carolina	2016 (6th) {#206, traded}
9/2/15	2017 (6th) {#188}	Houston	TE Khari Lee
8/11/15	G Ryan Groy	New England	LB Matthew Wells
3/10/15	WR Brandon Marshall; 2015 (7th) {#223}	NY Jets	2015 (5th) {#142, S Adrian Amos}
5/10/14	2014 (5th) {#156}, 2015 (5th) {#164}	Denver	2014 (4th) {#131, S Brock Vereen}, 2014 (7th) {#246, T Charles Leno}
9/2/13	2014 (7th) {#229}	Dallas	TE Dante Rosario
6/9/13	G/T Gabe Carimi	Tampa Bay	2014 (6th) {#183, QB David Fales}
4/27/13	2013 (5th) {#153}	Atlanta	2013 (5th) {#163, T Jordan Mills}, 2013 (7th) {#236, WR Marquess Wilson}
8/31/12	FB Tyler Clutts	Houston	CB Sherrick McManis
7/26/12	2013 (7th) {#226}	Tampa Bay	DT Brian Price
4/27/12	2012 (2nd) {#50}, 2012 (5th) {#150}	St. Louis	2012 (2nd) {#45, WR Alshon Jeffery}
3/13/12	2012 (3rd from CAR) {#73}, 2013 (3rd) {#82}	Miami	WR Brandon Marshall
7/28/11	TE Greg Olsen	Carolina	2012 (3rd) {#73, traded to MIA}

DATE	TRADED AWAY	TO	FOR
4/29/11	2011 (2nd) [#62], 2011 (4th) [#127]	Washington	#2011 (2nd) [#53, DT Stephen Paea]
10/16/09	2010 (2nd) [#42]	Tampa Bay	DE Gaines Adams
4/25/09	2009 (2nd) [#49]	Seattle	2009 (3rd) [#68, DE Jarron Gilbert], 2009 (4th) [#105, DL Henry Melton] QB Jay Cutler, 2009 (5th) [#140, WR Johnny Knox]
4/2/09	QB Kyle Orton, 2009 (1st) [#18], 2009 (3rd) [#84], 2010 (1st) [#11]	Denver	G Dan Bunnning
9/2/08	2009 (6th from TB) [#191]	Tampa Bay	2008 (4th) [#120, S Craig Steltz], 2008 (5th) [#158, TE Kellen Davis]
4/27/08	2008 (4th from MIA via PHI) [#115], 2008 (6th) [#175]	Tampa Bay	2008 (4th) [#115, traded to TB], 2008 (7th) [#208, DE Ervin Baldwin]
4/27/08	2008 (4th) [#110]	Miami	2009 (6th) [#191, traded to TB]
3/3/08	QB Brian Griese, 2009 (7th) [#229]	Tampa Bay	2008 (5th) [#142, CB Zack Bowman]
8/2/07	S Chris Harris	Carolina	DT Darwin Walker
7/29/07	2008 (5th) [#143]	Buffalo	2007 (2nd) [#62, Dan Bazuin], 2007 (3rd) [#93, Garrett Wolfe], 2007 (5th) [#167, Kevin Payne], 2008 (3rd) [#90 Marcus Harrison]
4/28/07	2007 (2nd from NYJ via WAS) [#37]	San Diego	S Adam Archuleta
3/22/07	2007 (6th) [#205]	Washington	2007 (2nd) [#37, traded to SD]
3/6/07	RB Thomas Jones, 2007 (2nd) [#63]	NY Jets	2007 (7th) [#221, CB Trumaine McBride]
8/24/06	G Lennie Friedman	Cleveland	2006 (2nd) [#42, S Danial Manning], 2006 (3rd) [#73, DT Dusty Dvoracek]
4/29/06	2006 (1st) [#26]	Buffalo	2006 (6th) [#200, G Tyler Reed]
4/25/06	S Mike Green	Seattle	CB Ricky Manning, Jr. (RFA)
4/24/06	2006 (3rd) [#88]	Carolina	LB Brendon Ayanbadejo
8/28/05	TE John Owens, 2006 (7th) [#233]	Miami	DE Adewale Ogunsheye
8/21/04	WR Marty Booker, 2005 (3rd) [#70]	Miami	2004 (4th) [#112, LB Leon Joe], 2004 (5th) [#147, DE Claude Harriott]
4/25/04	2004 (4th from NE via WAS) [#104]	San Francisco	2004 (4th) [#104, traded to SF] 2003 (5th) [#143, WR Justin Gage]
3/29/04	2004 (6th) [#180]	Washington	2002 (14) [DE Michael Haynes], 2003 (6) [#193, traded to JAX]
8/19/03	DT Ted Washington	New England	2003 (1st) [#13, traded to NE], 2003 (1st) [#22, QB Rex Grossman], 2003 (4th) [#116, DT Ian Scott]
4/27/03	2003 (6th) [#176], 2003 (6th from NE) [#193], 2003 (7th) [#218]	Jacksonville	2002 (3rd) [#72, CB Roosevelt Williams], 2002 (4th) [#104, DE Alex Brown], 2002 (5th) [#140, S Bobby Gray]
4/26/03	2003 (1st from NYJ) [#13]	New England	2002 (6th) [#199, RB Adrian Peterson], 2003 (6th) [#191, LB Joe Odom]
4/26/03	2003 (1st) [#4]	NY Jets	CB R.W. McQuarters P Brent Bartholomew
4/20/02	2002 (2nd) [#63], 2002 (4th) [#129]	Dallas	2000 (7th) [#223, LB James Cotton], 2000 (7th) [#232, traded to MIA], 2000 (7th) [#254, S Mike Green]
8/22/01	QB Cade McNown, 2002 (7th) [#241]	Miami	2006 (6th) [#170, RB Frank Murphy], 2000 (7th) [#209, traded to CLE]
6/5/00	2001 (6th) [#169]	San Francisco	2000 (4th) [#125, CB Reggie Austin], 2000 (5th) [#150, traded to SF], 2000 (7th) [#225, traded to CLE]
4/16/00	2000 (7th from CLE via MIN) [#232] 2001 (7th) [#208]	Miami	WR Eddie Kennison
4/16/00	2000 (7th from SF) [#209], 2000 (7th from STL via BAL) [#225]	Cleveland	1999 (7) [#221, WR Sulecio Sanford], 1999 (7th) [#253, RB James Finn]
4/16/00	2000 (5th from STL via DET via BAL) [#150]	San Francisco	1999 (6th) [#184, S Rashard Cook], 1999 (7th) [#207, traded to CLE]
4/16/00	2000 (4th) [#104]	St. Louis	1999 (1st) [#12, QB Cade McNown], 1999 (3rd) [#71, WR D'Wayne Bates], 1999 (4th) [#106, LB Warrick Holdman], 1999 (5th) [#143, T Jerry Wisne], 2000 (3rd) [#87, TE Dustin Lyman]
2/21/00	2000 (5th) [#138]	New Orleans	1999 (2nd) [#48, DT Russell Davis], 1999 (3rd) [#78, WR Marty Booker], 1999 (4th) [#111, LB Rosevelt Colvin]
4/18/99	1999 (7th from CLE) [#207]	Cleveland	1999 (2nd) [#40, traded to OAK], 1999 (5th) [#144, LB Khari Samuel]
4/18/99	1999 (6th) [#174]	Cleveland	1999 (5th) [#147, CB Jerry Azumah]
4/17/99	1999 (1st) [#7]	Washington	LB Lemanski Hall
4/17/99	1999 (2nd) [#37]	Washington	RB Glynn Milburn
10/13/98	RB Byron "Bam" Morris	Kansas City	DT Shawn Lee
9/1/98	2000 (7th) [#213]	Tennessee	1998 (7th) [#216, G Chad Overhauser]
8/29/98	1999 (7th) [#213]	Green Bay	WR Chris Penn
6/8/98	1999 (5th) [#139]	San Diego	T Jimmy Herndon
4/15/98	LB Anthony Peterson	San Francisco	1997 (2nd) [#38, TE John Allred]
8/24/97	1998 (5th) [#128]	Kansas City	QB Rick Mirer, 1997 (4th) [#105, RB Darnell Autry]
8/24/97	1998 (7th) [#192]	Jacksonville	1996 (1st) [#13, CB Walt Harris]
4/19/97	1997 (2nd) [#40], 1997 (6th) [#173]	St. Louis	
2/18/97	1997 (1st) [#11]	Seattle	
4/20/96	1996 (1st) [#18], 1996 (3rd) [#83], 1996 (6th from DAL) [#201]	St. Louis	

DATE	TRADED AWAY	TO	FOR
4/4/95	DE Trace Armstrong	Miami	1995 (2nd) [#56, P Todd Sauerbrun], 1995 (3rd) [#87, C Evan Pilgrim]
8/28/94	LB Jim Schwantz	Dallas	1996 (6th) [#201, traded to STL]
4/29/94	1995 (5th) [#151]	Pittsburgh	WR Jeff Graham
10/19/93	1994 (5th) [#140]	Pittsburgh	RB Tim Worley
8/17/93	LB John Roper, S Markus Paul, TE Kelly Blackwell	Dallas	LB Vinson Smith and LB Barry Minter
4/25/93	1993 (5th) [#119], 1993 (6th from IND) [#156]	Green Bay	1995 (6th) [#198, DE Carl Reeves]
4/25/93	1993 (4th) [#92]	Indianapolis	1993 (4th) [#112, DE Al Fontenot]
3/10/93	1993 (8th) [#204]	Seattle	1993 (4th) [#100, LB Myron Baker], 1993 (6th) [#156, traded to GB]
8/28/92	C Jay Hilgenberg	Cleveland	LB Joe Cain (RFA)
8/19/91	1992 (8th) [#219]	NY Jets	1993 (4th) [#97, G Todd Perry]
4/23/90	1990 (7th) [#173]	L.A. Raiders	T Ron Mattes
8/19/89	QB Jim McMahon	San Diego	1990 (7th) [#176, C Bill Anderson], 1990 (11th) [#298, T Roman Matusz]
4/23/89	1989 (1st) [#25]	Miami	1990 (2nd) [#33, LB Ron Cox], 1989 (2nd) [#36, LB John Roper], 1989 (3rd) [#65, C Jerry Fontenot]
4/23/89	1989 (4th) [#110], 1989 (6th) [#165]	L.A. Raiders	1989 (4th) [#95, S Markus Paul], 1989 (5th) [#130, Mark Green], 1989 (7th) [#189, S Richard Brothers], 1989 (8th) [#216, DT Tony Woods], 1989 (9th) [#243, LB LaSalle Harper], 1989 (10th) [#270, TE Todd Millikan], 1989 (11th) [#297, DT Joe Nelms], 1989 (12th) [#330, WR Freddy Weygand]
7/28/88	WR Willie Gault	LA Raiders	1989 (1st) [#11, CB Donnell Woolford], 1990 (3rd) [#63 Peter Tom Willis]
3/18/88	LB Wilbur Marshall (RFA)	Washington	1988 (1st) [#28, WR Wendell Davis], 1989 (1st) [#12, DE Trace Armstrong]
10/13/87	QB Doug Flutie	New England	1988 (8th) [#208, S David Tate]
4/28/87	1987 (4th) [#110]	L.A. Raiders	1987 (5th) [#120, DE Steve Bryan], 1987 (6th) [#154, C John Adickes]
10/14/86	1987 (3rd) [#82], 1987 (6th) [#166]	L.A. Rams	Selection rights to QB Doug Flutie, 1987 (4th) [#101, DT Sean Smith]
8/20/85	1986 (12th) [#333]	San Diego	P Maury Buford
8/15/84	1985 (12th) [#329]	San Diego	P Dave Finzer
5/1/84	1984 (11th) [#293], 1985 (6th) [#161]	L.A. Rams	QB Steve Fuller
5/1/84	1984 Supp. (1st), 1984 Supp (2nd), 1984 Supp. (3rd)	Cleveland	1984 (9th) [#244, QB Mark Cassale], 1984 (10th) [#271, S Shaun Gayle], 1984 (11th) [#297, DT Mark Butkus], 1984 (12th) [#330, RB Donald Jordon]
7/14/83	1985 (5th) [#134]	NY Jets	DE Tyrone Keys
6/1/83	1984 (6th) [#152]	Dallas	TE Jay Saldi
4/27/83	Past Consideration	Cleveland	T Andy Frederick
4/26/83	T Jeff Williams	San Francisco	1983 (9th via CLE) [#235, LB Mark Zavagnini], 1983 (12th) [#313, WR Oliver Williams]
4/22/83	DB Reuben Henderson	San Diego	1983 (4th) [#107, TE Pat Dunsmore], 1983 (8th) [#219, DT Mark Bortz]
8/31/82	1983 (12th) [#314], 1984 (5th) [#125]	San Diego	T Jeff Williams
8/23/82	1983 (6th) [#145]	Cleveland	C Gerry Sullivan
8/5/82	1983 (7th) [#176]	Cleveland	LB Bruce Huther
4/28/82	1983 (5th) [#118]	New England	LB Rod Shoate
4/27/82	1982 (2nd) [#32]	Tampa Bay	1983 (1st) [#18, WR Willie Gault]
4/26/82	Past Consideration	San Diego	1982 (5th) [#134, DB Dennis Tabron]
8/3/81	\$100.00	St. Louis	WR Jeff Lee
4/28/81	1981 (2nd) [#40], 1981 (5th) [#122]	San Francisco	1981 (2nd) [#38, LB Mike Singletary]
7/21/80	DE Tommy Hart	New Orleans	Past Consideration
9/6/78	1979 (5th) [#121], 1980 (3rd) [#78]	Dallas	WR Golden Richards
9/5/78	RB Alvin Maxson	Pittsburgh	Past Consideration
8/23/78	1979 (4th) [#91]	Cincinnati	TE Mike Cobb
5/2/78	1978 (4th) [#104]	Kansas City	1978 (5th via HOU) [traded to SF to complete prior deal], 1978 (6th) [#139, RB John Skibinski]
4/20/78	1978 (2nd) [#47]	San Francisco	DE Tommy Hart
4/14/78	DT Wally Chambers	Tampa Bay	1979 (1st) [#4, DT Dan Hampton], TE Bob Moore
3/28/78	Selection rights to DB John Sciarra	Tampa Bay	Past Consideration
9/1/77	C Connie Zelencik	Buffalo	DE Billy Newsome
6/15/77	QB Pat Sullivan	San Francisco	\$1.00
5/3/77	1977 (4th from MIA via WAS via BAL) [#110], 1978 (1st) [#20]	Cleveland	QB Mike Phipps
5/2/77	1977 (3rd) [#71]	Miami	1977 (4th via BAL) [traded to CLE], 1977 (5th via CHI) [to OAK to complete prior deal]
5/2/77	1977 (6th from TB via OAK) [#167]	Kansas City	RB Tommy Reamon
4/15/77	QB Gary Huff	Tampa Bay	1977 (6th) [#140, QB Vince Evans], 1977 (6th via OAK) [traded to KC]
9/6/76	1978 (5th from KC via HOU) [#127]	San Francisco	RB Larry Schreiber
6/8/76	1976 (5th) [#131]	Cincinnati	DE Royce Berry, LB Brad Cousino, rights to K Tom Klaban
4/8/76	1976 (1st) [#10], 1976 (3rd) [#68]	Detroit	1976 (1st via GB) [#8, T Dennis Lick]

DATE	TRADED AWAY	TO	FOR
4/2/76	1976 (4th from NYJ) (#98); 1977 (5th) (#126)	Miami	1976 (4th via DET) (#108, DB Wayne Rhodes), 1976 (5th via CHI) (to BAL to complete prior deal)
9/9/75	RB Carl Garrett	N.Y. Jets	1976 (4th) (#98, traded to MIA), RB Mike Adamle, rights to DT Ron Rysdchal
9/4/75	1976 (10th) (#272)	Washington	CB Ted Vactor
9/3/75	DE Dave Gallagher	N.Y. Giants	1977 (3rd) (#61, RB Robin Earl), WR Bob Grim
8/26/75	1976 (2nd) (#37), 1977 (4th) (#99)	Pittsburgh	WR Ron Shanklin
8/13/75	1976 (7th from BAL) (#201)	New Orleans	C John Didion
8/12/75	1977 (8th) (#210)	N.Y. Jets	DE John Ricca
8/7/75	QB Joe Barnes, TE Fred Pagac	N.Y. Jets	Past Consideration
7/30/75	DT Greg Wojcik	St. Louis	C Wes Miller
4/22/75	1976 (9th) (#247), 1977 (6th) (#154)	Philadelphia	G Mark Nordquist
4/8/75	1976 (8th) (#220), 1977 (5th) (#126)	Oakland	DB Nemiah Wilson
1/28/75	RB Jim Harrison	San Diego	1975 (6th via LA Rams) (#151, LB Tom Hicks)
1/28/75	1975 (7th from N.Y. Jets) (#168), 1976 (5th) (#134)	Baltimore	Rights to T Noah Jackson; 1976 (7th) (#201, traded to NO)
1/28/75	1975 (3rd from LA Rams) (#73)	San Diego	RB Cid Edwards
1/28/75	1975 (3rd) (#56), 1975 (7th) (#160)	Baltimore	Rights to TE Greg Latta
8/13/74	1975 (8th) (#187)	Denver	DB Randy Montgomery
8/9/74	1975 (10th) (#239)	Miami	WR Charles Wade
10/23/73	DE Willie Holman, 1975 (5th) (#108)	Washington	1974 (3rd via NE) (#62, RB Cliff Taylor)
1974	\$100.00	San Diego	G Tom Forrest
8/14/74	\$200.00	New England	G James Callier
8/16/74	DB Charles Ford	Philadelphia	DE Richard Harris
8/28/74	C Wayne Mulligan	N.Y. Jets	1975 (7th) (#168, traded to BAL)
8/23/74	WR Earl Thomas	St. Louis	C Wayne Mulligan, RB Cliff McClain, 1975 (7th via WAS) (#178, DB Earl Douthitt)
9/10/73	DB Jerry Moore	New Orleans	1975 (5th) (#110, G Revie Sorey)
4/2/74	G Greg Horton	L.A. Rams	1975 (3rd) (#73, traded to SD), 1975 (10th) (#254, G Mike Julius)
8/15/74	WR John Isenbarger, TE Dick Witcher	San Francisco	WR Cecil Turner
8/7/74	\$100.00	Dallas	T Bruce Craft
8/2/73	\$1.00	Denver	WR Ike Hill
7/19/73	\$1.00	San Francisco	WR John Wiegman
1/30/73	1973 (1st from DET) (#19)	New England	RB Carl Garrett
1/30/73	1973 (1st from KO) (#17), 1973 (3rd) (#58)	Detroit	TE Craig Cotton, 1973 (1st) (#19, traded to NE)
10/16/73	1974 (5th) (#108)	Philadelphia	DE Mel Tom
8/16/73	1974 (2nd) (#30), 1974 (4th) (#82)	New England	1974 (8th) (#190, RB Ken Grandberry), WR Tom Reynolds, LB Ken Lee
8/10/73	1974 (9th) (#212)	Miami	DB Dave McCurry
8/8/73	1974 (10th) (#238)	Cleveland	QB Randy Mattingly
5/25/73	DB Ron Smith	San Diego	1974 (3rd) (#54, WR Wayne Wheeler)
9/1/72	1974 (6th) (#134)	Green Bay	QB Zeke Bratkowski
10/13/72	Rights to WR Dick Gordon	L.A. Rams	1974 (1st via WAS) (#20, DT Dave Gallagher)
7/26/72	1973 (4th from STL) (#84)	San Diego	DE Steve DeLong
8/8/72	1973 (7th) (#161)	L.A. Rams	T Rich Buzin
8/8/72	DE John Hoffman, T Stephen Wright	St. Louis	1973 (4th) (#84, traded to SD)
8/17/72	Rights to QB Jack Concannon	Dallas	DE Billie Line, T Bob Asher, 1973 (2nd) (#48, DT Gary Hrivnak)
9/7/72	Rights to DT George Seals	Kansas City	1973 (1st) (#17, traded to DET)
9/22/71	LB Lee Roy Caffey	Dallas	1972 (7th) (#182, DT Jim Osborne)
9/13/71	1973 (5th) (#112)	San Francisco	RB Bill Tucker
9/13/71	C Bob Hyland, DB Bennie McRae	N.Y. Giants	1972 (1st) (#3, T Lionel Antoine)
9/13/71	1972 (2nd) (#37); 1973 (4th) (#83)	Philadelphia	RB Cyril Pinder
8/31/71	RB Mike Hull	Washington	RB Danny Pierce, T Steve Wright
7/21/71	Rights to RB Ronnie Bull	Philadelphia	1973 (5th) (#107, DB Allan Ellis)
7/20/71	1972 (6th) (#142)	Green Bay	DB Bobby Jeter
7/20/70	QB Virgil Carter (via waivers)	Buffalo	1971 (6th) (#135, TE Earl Thomas)
9/2/70	DT Frank Cornish (via waivers)	Cincinnati	1972 (6th) (#133, LB Bob Pifferini)
9/2/70	DT Dick Evey, 1972 (4th) (#87)	L.A. Rams	WR Jim Seymour, DB Ron Smith
3/2/70	DE Loyd Phillips	New Orleans	TE Jim Hester
1/21/70	T Rufus Mayes	Cincinnati	DE Harry Gunner, DT Bill Staley
1/21/70	1970 (1st) (#2)	Green Bay	LB Lee Roy Caffey, C Bob Hyland, RB Elijah Pitts
1/21/70	1970 (2nd) (#27)	Dallas	RB Craig Baynham, DB Phil Clark
10/28/69	DB Roosevelt Taylor, 1971 (5th)	San Francisco	G Howard Mudd
9/8/69	1970 (5th) (#106)	New Orleans	DB George Youngblood
8/12/69	WR David McDaniels	L.A. Rams	1971 (7th) (#176, RB Dennis Ferris)
7/31/69	1970 (7th) (#158)	Philadelphia	WR David McDaniels
7/23/69	DB Curtis Gentry	St. Louis	WR Bobby Lee, 1970 (6th) (#136, T Jeff Curchin)
7/17/69	RB Andy Livingston	New Orleans	1971 (2nd) (#28, RB Jim Harrison)
7/12/69	P Jon Kilgore	L.A. Rams	\$1.00
7/3/69	LB Jim Purnell, CB Rudy Redmond	Atlanta	TE Ray Ogden
5/17/69	S Richie Petitbon	L.A. Rams	CB Lee Calland, 1970 (4th) (#100, LB Ross Brupbacher), 1971 (3rd via OAK) (#71, T Bob Newton)
9/6/67	1968 (3rd) (#71)	Dallas	TE Austin Denney, K Mac Percival
7/16/67	DE Doug Atkins, T Herman Lee	New Orleans	G Don Croftcheck
4/26/67	TE Mike Ditka	Philadelphia	QB Jack Concannon, 1968 (4th via L.A. Rams) (#106, G Alan Bush)

DATE	TRADED AWAY	TO	FOR
9/14/66	LB Larry Morris	Atlanta	1968 (3rd) (#57, DB Major Hazelton), 1967 (6th via PIT) (#142, QB Virgil Carter)
8/10/66	DT Earl Leggett	L.A. Rams	1967 (4th) (#95, DB Tom Greenlee), 1967 (8th) (#200, LB Jerry Griffin)
7/12/66	1967 (10th) (#247)	Washington	CB Johnny Sample
5/30/65	RB Rick Casares, TE Robert Jencks	Washington	C Fred Hageman, T Riley Mattson
5/22/65	1966 (5th) (#76)	Minnesota	G Palmer Pyle
6/25/64	1965 (2nd) (#17), 1965 (3rd) (#32), DB Lowell Caylor	Cleveland	WR Rich Kreitling
6/6/64	WR Angelo Coia, DT Fred Williams	Washington	1965 (1st) (#6, T Steve DeLong)
8/23/64	DB Frank Budka, C Joe Wendryhoski, G Roger Davis, 1965 (5th) (#60)	L.A. Rams	RB Jon Arnett
9/3/64	TE Chuck Logan	Pittsburgh	1966 (4th) (#51, T Randy Jackson)
9/11/64	T Steve Barnett	Washington	1966 (6th) (#85, T Dennis Brewster)
7/1/64	DB Tommy Neck	Washington	\$1.00
7/1/64	DE Maury Youmans	Dallas	WR Gary Barnes
12/2/63	1964 (2nd) (#28), 1964 (4th from PIT) (#51)	Pittsburgh	1965 (1st) (#3, LB Dick Butkus)
9/10/63	T Art Anderson	Pittsburgh	1964 (6th via CHI) (#84, E Jimmy Jones)
6/10/63	1964 (6th) (#84)	Pittsburgh	LB Tom Bettis
5/1/63	RB John Adams	L.A. Rams	1964 (2nd) (#21, E Billy Martin)
4/4/62	QB Ed Brown	Pittsburgh	1963 (1st) (#11, C Dave Behrman), 1964 (2nd) (#23, HB Pat Crain)
4/4/62	1963 (1st from PIT) (#11)	Pittsburgh	QB Rudy Bukich; 1963 (10th via CHI)
9/12/62	RB Bill Brown	Minnesota	1964 (4th) (#47, LB Mike Reilly)
7/22/62	WR Harlon Hill	Pittsburgh	1963 (4th) (#52, HB Charley Mitchell), 1964 (4th) (#51, traded to PIT)
7/1/62	C John Mellekas	San Francisco	1963 (4th) (#49, E Stan Sanders)
9/9/62	1963 (1st) (#10)	L.A. Rams	RB Joseph Marconi
7/1/62	1963 (4th) (#53)	Baltimore	DB Pete Manning
7/1/62	1963 (5th) (#66)	Dallas	RB Preston Powell (via clearing waivers)
4/3/62	1963 (10th) (#137)	Pittsburgh	P Bobby Joe Green
9/6/62	LB Ken Kirk	Pittsburgh	1963 (6th) (#80, T John Johnson)
7/1/62	T Clyde Brock	Dallas	\$3,500.00
8/18/61	WR Bob Coronado	Pittsburgh	1962 (2nd) (#20, T Clyde Brock)
6/14/61	LB Chuck Howley	Dallas	1963 (2nd) (#20, T Steve Barnett), 1963 (9th) (#118, T Monte Day)
1/28/61#	DB Erich Barnes, QB Zeke Bratkowski (the L.A. Rams then traded DB Erich Barnes and CB John Guzik to the New York	L.A. Rams	QB Bill Wade
7/14/60	QB Don Meredith	Dallas	Giants for CB Lindon Crow)
9/1/60	1962 (6th) (#77)	Philadelphia	1962 (3rd) (#32, E Jim Bates)
7/1/60	WR John Aveni	N.Y. Giants	DB Bobby Jackson
8/31/60	QB Rudy Bukich	Pittsburgh	DB Dave Whitsett,
1/1/60	LB Bill Roehneit	Washington	1962 (8th) (#110, C Larry Onesti) 1963 (1st) (#11, traded to PIT) 1962 (5th) (#57, E Mac Burton)

NOTES: Voided trades are not included.

() Indicates the round of a pick; {} Indicates pick # and the player selected at listed pick.

# Three-team trade

### 1921 (1-0, 1.00)

10/2	Waukegan Legion	W 35 0
------	-----------------	--------

### 1923 (0-0-1, .500)

12/16	Milwaukee Badgers	T 0 0
-------	-------------------	-------

### 1924 (2-1, .666)

12/7	Cleveland Bulldogs	W 23 0
12/13	Frankford Yellow Jackets	W 13 10
12/14	Rock Island Independents	L 6 7

### 1927 (1-0, 1.00)

9/18	LaGrange All-Suburbans	W 28 0
------	------------------------	--------

### 1928 (1-0, 1.00)

10/7	Minneapolis Marines	W 12 6
------	---------------------	--------

### 1929 (1-1, .500)

11/23	Memphis Tigers	W 39 19
12/22	Memphis Tigers	L 6 16

### 1930 (2-1, .666)

10/2	Milwaukee Nighthawks	W 26 0
11/23	Ironton (OH) Tanks	L 13 25
12/15	Chicago Cardinals	W 9 7

### 1931 (1-0, 1.00)

10/4	Cicero Boosters	W 43 0
------	-----------------	--------

### 1932 (3-0-1, 1.00)

9/18	Cleveland Panthers	W 26 0
11/16	St. Louis Gunners	W 35 0
12/25	Portsmouth Spartans	T 6 6
12/26	Boston Braves	W 21 0

### 1933 (2-0, 1.00)

9/10	Cicero Boosters	W 60 0
9/16	Notre Dame All-Stars	W 14 0

### 1934 (10-1-1, .910)

8/30	College All-Stars	T 0 0
9/6	Indiana Harbor Gophers	W 19 6
9/9	Chicago Tigers	W 41 0
9/12	LaCrosse Old Style Lagers	W 25 0
10/7	Green Bay Packers	W 10 6
11/7	Minnesota Stars	W 14 3
12/15	Philadelphia Eagles	W 28 14
12/22	Brooklyn Dodgers	W 20 6
12/23	Memphis Tigers	W 30 13
1/13	Chicago Cardinals	L 9 13
1/20	Pacific Coast Stars	W 26 7
1/27	New York Giants	W 21 0

### 1935 (4-0, 1.00)

8/30	College All-Stars	W 5 0
9/8	Badger All-Stars	W 58 0
9/11	Calumet All-Stars	W 40 0
9/15	American Legion All-Stars	W 41 0

### 1936 (3-1, .750)

9/7	Texas All-Stars	L 6 7
9/8	Oklahoma All-Stars	W 14 6
9/22	Rock Island Independents	W 34 6
10/14	Calumet All-Stars	W 20 0

### 1937 (3-1, .750)

9/6	Texas All-Stars	L 0 6
9/7	Oklahoma All-Stars	W 25 0
9/10	Calumet Indians	W 34 0
9/12	Des Moines Comets	W 39 0

### 1938 (5-1, .833)

9/1	Eastern All-Stars	W 26 14
9/5	Southern All-Stars	W 32 18
9/23	Negro All-Stars	W 51 0
9/25	Cincinnati Bengals	L 13 17
9/27	Los Angeles Bulldogs	W 14 12
10/18	East Chicago Indians	W 23 6

### 1939 (3-0, 1.00)

9/5	East Chicago Indians	W 13 0
9/9	Glen Ellyn All-Stars	W 55 6
9/27	Cincinnati Bengals	W 26 6

### 1940 (6-1, .857)

8/24	Calumet Indians	W 48 6
8/30	Pittsburgh Steelers	L 9 10
9/5	Philadelphia Eagles	W 27 21
9/8	Newark Bears	W 35 7
9/12	Calumet Indians	W 52 0
9/15	St. Louis Gunners	W 59 0
12/29	National League All-Stars	W 28 14

### 1941 (6-0, 1.00)

8/19	Kenosha Cardinals	W 27 6
8/28	College All-Stars	W 37 13
9/9	Brooklyn Dodgers	W 14 9
9/11	Eastern All-Stars	W 23 6
9/14	Newark Bears	W 47 12
1/4	National League All-Stars	W 35 24

### 1942 (5-0, 1.00)

8/22	Camp Grant	W 32 6
8/28	College All-Stars	W 21 0
9/5	Pittsburgh Steelers	W 40 20
9/13	Washington Redskins	W 38 14
9/20	Army All-Stars	W 14 7

### 1943 (3-0, 1.00)

9/5	New York Giants	W 42 28
9/12	Washington Redskins	W 21 14
9/16	Phi-Pit Steagles	W 20 7

### 1944 (3-1, .750)

8/30	College All-Stars	W 24 21
9/10	Washington Redskins	L 7 21
9/17	New York Giants	W 20 10
9/1	Washington Redskins	W 28 0

### 1945 (1-2, .333)

9/11	Washington Redskins	L 7 14
9/19	Philadelphia Eagles	L 21 38
9/23	New York Giants	W 14 13

### 1946 (5-0, 1.00)

9/1	New York Giants	W 19 0
9/5	Boston Yanks	W 24 17
9/13	Philadelphia Eagles	W 24 12
9/17	Akron Bears	W 38 13
9/22	Washington Redskins	W 20 14

### 1947 (3-1, .750)

8/22	College All-Stars	L 0 16
9/7	Boston Yanks	W 37 20
9/13	Philadelphia Eagles	W 13 10
9/17	Washington Redskins	W 28 7

### 1948 (4-1, .800)

8/22	Pittsburgh Steelers	W 28 14
8/28	Philadelphia Eagles	W 24 23
9/5	Boston Yanks	W 42 7
9/9	Boston Yanks	W 24 14
9/14	New York Giants	L 7 17

### 1949 (4-1, .800)

8/20	Pittsburgh Steelers	W 34 0
8/28	New York Bulldogs	W 14 7
9/4	Washington Redskins	W 28 17
9/10	New York Giants	W 20 17
9/17	Philadelphia Eagles	L 7 14

### 1950 (5-2, .714)

8/12	New York Yanks	W 34 33
8/18	New York Giants	L 7 10
8/24	Baltimore Colts	W 21 17
8/26	Pittsburgh Steelers	W 30 14
9/1	Cleveland Browns	L 23 27
9/10	Philadelphia Eagles	W 10 3
10/22	Richmond Rebels	W 47 14

### 1951 (3-4, .429)

8/23	Los Angeles Rams	L 14 42
8/26	San Francisco 49ers	W 24 7
9/2	New York Giants	L 0 14
9/9	Cleveland Browns	L 21 32
9/15	Philadelphia Eagles	W 31 6
9/19	Washington Redskins	W 21 9
9/23	Pittsburgh Steelers	L 17 21

### 1952 (4-1, .800)

8/12	Pittsburgh Steelers	W 14 9
8/29	Cleveland Browns	L 7 14
9/6	Philadelphia Eagles	W 37 7
9/14	New York Giants	W 17 7
9/20	Pittsburgh Steelers	W 22 0

### 1953 (2-4, .333)

8/15	Pittsburgh Steelers	L 10 29
8/22	Philadelphia Eagles	L 10 24
8/29	Pittsburgh Steelers	W 31 28
9/3	New York Giants	L 7 14
9/11	Cleveland Browns	L 14 20
9/20	Chicago Cardinals	W 14 13

### 1954 (3-3, .500)

8/14	Pittsburgh Steelers	W 21 14
8/18	Chicago Cardinals	L 0 10
8/28	Philadelphia Eagles	L 21 24
9/4	Washington Redskins	W 28 24
9/12	New York Giants	W 28 24
9/18	Cleveland Browns	L 7 35

### 1955 (3-2, .600)

8/20	Chicago Cardinals	L 6 21
8/26	Philadelphia Eagles	L 20 27
9/3	Washington Redskins	W 45 10
9/10	New York Giants	W 7 0
9/15	Cleveland Browns	W 24 21

### 1956 (5-1, .833)

8/18	Chicago Cardinals	W 31 7
8/24	Philadelphia Eagles	W 28 21
9/1	Washington Redskins	W 17 3
9/8	Pittsburgh Steelers	W 21 3
9/15	New York Giants	W 20 10
9/21	Cleveland Browns	L 14 24

### 1957 (4-1-1, .800)

8/17	Pittsburgh Steelers	W 24 7
8/24	Baltimore Colts	T 24 24
8/30	New York Giants	L 17 24
9/8	Philadelphia Eagles	W 24 14
9/14	Pittsburgh Steelers	W 37 10
9/20	Cleveland Browns	W 29 3

### 1958 (6-0, 1.00)

8/17	Chicago Cardinals	W 24 7
8/24	Philadelphia Eagles	W 3 0
8/30	Pittsburgh Steelers	W 17 10
9/5	Detroit Lions	W 24 17
9/12	Cleveland Browns	W 42 31
9/21	Washington Redskins	W 27 24

### 1959 (5-1, .833)

8/15	Green Bay Packers	W 19 16
8/22	Philadelphia Eagles	W 24 21
8/29	Pittsburgh Steelers	W 54 17
9/5	Washington Redskins	W 52 14
9/11	New York Giants	W 18 6
9/19	Cleveland Browns	L 31 33



### 1960 (3-2, .600)

	CHI OPP
8/15 New York Giants	W 16 7
8/27 Green Bay Packers	L 7 35
9/3 Washington Redskins	W 17 0
9/10 Cleveland Browns	L 10 16
9/16 Pittsburgh Steelers	W 21 10

### 1961 (4-2, .666)

	CHI OPP
8/5 Montreal Alouettes	W 34 16
8/12 Philadelphia Eagles	L 10 38
8/19 Washington Redskins	W 29 13
9/26 Green Bay Packers	L 14 24
9/2 Minnesota Vikings	W 30 7
9/8 Pittsburgh Steelers	W 24 21

### 1962 (0-5, .000)

	CHI OPP
8/11 Pittsburgh Steelers	L 14 19
8/18 Philadelphia Eagles	L 14 28
8/25 Green Bay Packers	L 21 35
9/1 Washington Redskins	L 28 29
9/7 Cleveland Browns	L 24 28

### 1963 (3-2, .600)

	CHI OPP
8/10 New York Giants	W 17 7
8/15 Washington Redskins	W 28 26
8/24 Green Bay Packers	L 7 26
8/31 St. Louis Cardinals	L 14 17
9/7 Baltimore Colts	W 14 7

### 1964 (3-2, .600)

	CHI OPP
8/7 College All-Stars	W 28 17
8/14 Washington Redskins	W 14 13
8/22 Green Bay Packers	L 7 26
8/28 St. Louis Cardinals	L 14 17
9/7 Baltimore Colts	W 14 7

### 1965 (2-3, .400)

	CHI OPP
8/12 Washington Redskins	W 31 30
8/21 Green Bay Packers	L 14 31
8/28 Los Angeles Rams	W 28 14
9/3 St. Louis Cardinals	L 3 25
9/11 Dallas Cowboys	L 21 34

### 1966 (3-1, .750)

	CHI OPP
8/6 Philadelphia Eagles	L 21 40
8/12 Green Bay Packers	W 13 10
8/20 Washington Redskins	W 21 10
9/2 St. Louis Cardinals	W 22 20

### 1967 (2-3, .400)

	CHI OPP
8/9 Washington Redskins	L 14 37
8/18 Green Bay Packers	L 0 18
8/23 Kansas City Chiefs	L 24 66
9/1 St. Louis Cardinals	W 42 14
9/9 Philadelphia Eagles	W 14 0

### 1968 (4-1, .800)

	CHI OPP
8/3 *Dallas Cowboys	W 30 24
8/10 Baltimore Colts	L 0 10
8/16 Green Bay Packers	W 10 7
8/24 Washington Redskins	W 45 13
9/6 St. Louis Cardinals	W 19 17

### 1969 (3-3, .500)

	CHI OPP
8/2 Washington Redskins	L 7 13
8/9 Miami Dolphins	W 16 10
8/16 Green Bay Packers	W 19 9
8/22 Houston Oilers	L 17 19
8/30 Buffalo Bills	W 23 16
9/12 St. Louis Cardinals	L 31 37

### 1970 (1-4-1, .250)

	CHI OPP
8/8 Houston Oilers	W 23 13
8/15 Green Bay Packers	T 6 6
8/24 San Diego Chargers	L 9 14
8/29 St. Louis Cardinals	L 3 24
9/5 Denver Broncos	L 17 30
9/11 Minnesota Vikings	L 30 31

### 1971 (3-3, .500)

	CHI OPP
8/7 Green Bay Packers	W 2 0
8/14 Baltimore Colts	L 13 21
8/21 Minnesota Vikings	L 14 34
8/28 Cleveland Browns	W 20 19
9/4 Houston Oilers	L 17 37
9/12 Denver Broncos	W 33 17

### 1972 (1-4-1, .250)

	CHI OPP
8/5 Kansas City Chiefs	L 10 24
8/10 Houston Oilers	W 20 17
8/20 New England Patriots	L 17 27
8/27 Green Bay Packers	L 7 10
9/3 Buffalo Bills	T 24 24
9/9 St. Louis Cardinals	L 14 33

### 1973 (3-1-2, .750)

	CHI OPP
8/4 Green Bay Packers	T 13 13
8/11 Houston Oilers	W 34 7
8/18 Miami Dolphins	T 9 9
8/26 Buffalo Bills	W 13 10
9/1 St. Louis Cardinals	W 31 20
9/9 Washington Redskins	L 3 7

### 1974 (1-5, .167)

	CHI OPP
8/3 St. Louis Cardinals	L 7 10
8/12 Pittsburgh Steelers	L 21 50
8/17 Green Bay Packers	L 10 20
8/26 Baltimore Colts	W 20 16
8/31 Houston Oilers	L 20 37
9/9 Miami Dolphins	L 7 30

### 1975 (2-4, .500)

	CHI OPP
8/9 San Diego Chargers	W 22 0
8/16 Green Bay Packers	L 9 13
8/23 St. Louis Cardinals	W 14 13
8/30 Denver Broncos	L 0 13
9/6 Miami Dolphins	L 10 21
9/13 Houston Oilers	L 13 24

### 1976 (5-1, .833)

	CHI OPP
7/31 Denver Broncos	W 15 14
8/7 Seattle Seahawks	W 27 16
8/14 Baltimore Colts	W 25 14
8/21 St. Louis Cardinals	L 14 20
8/28 Tampa Bay Buccaneers	W 10 7
9/3 Washington Redskins	W 9 7

### 1977 (3-4, .428)

	CHI OPP
7/30 *New York Jets	W 20 6
8/6 New Orleans Saints	L 14 20
8/13 Oakland Raiders	W 20 13
8/20 Houston Oilers	W 14 10
8/25 Cleveland Browns	L 7 14
9/2 St. Louis Cardinals	L 14 23
9/10 Cincinnati Bengals	L 6 24

### 1978 (0-4, .000)

	CHI OPP
8/5 Oakland Raiders	L 13 14
8/12 St. Louis Cardinals	L 14 26
8/19 Cincinnati Bengals	L 3 27
8/24 Seattle Seahawks	L 7 16

### 1979 (3-1, .750)

	CHI OPP
8/4 New York Jets	W 27 14
8/11 New Orleans Saints	W 13 6
8/18 Cincinnati Bengals	W 17 13
8/25 St. Louis Cardinals	L 7 10

### 1980 (1-3, .250)

	CHI OPP
8/10 New York Jets	W 21 9
8/16 Cincinnati Bengals	L 3 21
8/23 Cleveland Browns	L 31 33
8/30 St. Louis Cardinals	L 13 21

### 1981 (2-2, .500)

	CHI OPP
8/8 New York Giants	L 7 23
8/15 Kansas City Chiefs	L 0 13
8/22 Cincinnati Bengals	W 24 21
8/29 St. Louis Cardinals	W 31 27

### 1982 (1-3, .250)

	CHI OPP
8/16 San Diego Chargers	L 27 28
8/21 Buffalo Bills	W 21 14
8/28 St. Louis Cardinals	L 3 10
8/4 Baltimore Colts	L 17 26

### 1983 (3-1, .750)

	CHI OPP
8/6 Buffalo Bills	W 27 17
8/13 St. Louis Cardinals	L 24 27
8/20 Los Angeles Raiders	W 27 21
8/27 Kansas City Chiefs	W 20 17

### 1984 (1-3, .250)

	CHI OPP
8/4 St. Louis Cardinals	L 10 19
8/11 Green Bay Packers	L 10 17
8/18 Cincinnati Bengals	L 17 25
8/27 Kansas City Chiefs	W 20 17

### 1985 (1-3, .250)

	CHI OPP
8/9 St. Louis Cardinals	L 3 10
8/17 Indianapolis Colts	L 13 24
8/26 *Dallas Cowboys	L 13 15
8/31 Buffalo Bills	W 45 14

### 1986 (4-1, .800)

	CHI OPP
8/3 **Dallas Cowboys	W 17 16
8/9 Pittsburgh Steelers	W 33 13
8/16 Indianapolis Colts	W 38 21
8/23 St. Louis Cardinals	L 7 14
8/30 Buffalo Bills	W 31 17

### 1987 (3-1, .750)

	CHI OPP
8/16 Miami Dolphins	W 10 3
8/22 Pittsburgh Steelers	W 50 14
8/31 *St. Louis Cardinals	L 16 20
9/5 Los Angeles Raiders	W 20 17

### 1988 (1-3, .250)

	CHI OPP
8/6 Miami Dolphins	W 20 17
8/14 **Minnesota Vikings	L 21 28
8/22 *Dallas Cowboys	L 9 17
8/26 Los Angeles Raiders	L 22 37

### 1989 (2-2, .500)

	CHI OPP
8/14 *Miami Dolphins	W 28 20
8/19 San Diego Chargers	L 7 24
8/27 Kansas City Chiefs	L 17 22
9/2 Los Angeles Raiders	W 41 38

### 1990 (4-1, .800)

	CHI OPP
8/4 *Cleveland Browns	W 13 0
8/11 Miami Dolphins	W 10 6
8/18 Phoenix Cardinals	W 17 9
8/24 Los Angeles Raiders	L 3 20
8/30 Buffalo Bills	W 35 7

### 1991 (2-3, .400)

	CHI OPP
7/26 Miami Dolphins	W 6 0
8/3 **San Francisco 49ers	L 7 21
8/11 Phoenix Cardinals	L 10 12
8/17 Los Angeles Raiders	L 10 13
8/24 Buffalo Bills	W 30 13

### 1992 (1-3, .250)

	CHI OPP
8/10 *New Orleans Saints	L 31 34
8/15 Phoenix Cardinals	L 17 20
8/23 Pittsburgh Steelers	L 17 28
8/28 Dallas Cowboys	W 20 13

### 1993 (1-3, .250)

	CHI OPP
8/8 Philadelphia Eagles	L 9 13
8/14 Phoenix Cardinals	L 10 11
8/23 *New Orleans Saints	L 14 20
8/27 Dallas Cowboys	W 23 21



### 1994 (4-0, 1,000)

		CHI OPP
8/5	Philadelphia Eagles	W 12 6
8/13	Arizona Cardinals	W 16 0
8/22	*Kansas City Chiefs	W 21 18
8/27	New York Giants	W 27 21

### 1995 (1-3, .250)

		CHI OPP
8/4	Carolina Panthers	W 18 15
8/14	*Cleveland Browns	L 13 55
8/20	Arizona Cardinals	L 16 17
8/24	Indianapolis Colts	L 7 29

### 1996 (1-3, .250)

		CHI OPP
8/3	Carolina Panthers	L 12 30
8/11	Miami Dolphins	W 24 21
8/17	New Orleans Saints	L 21 31
8/22	*Kansas City Chiefs	L 10 14

### 1997 (2-3, .400)

		CHI OPP
7/27	*Pittsburgh Steelers	L 17 30
8/2	Buffalo Bills	W 20 17ot
8/10	Miami Dolphins	L 14 21
8/17	Arizona Cardinals	W 22 10
8/22	New Orleans Saints	L 7 13

### 1998 (0-4, .000)

		CHI OPP
8/8	Baltimore Ravens	L 14 19
8/14	Arizona Cardinals	L 24 27
8/21	Buffalo Bills	L 9 17
8/28	New York Jets	L 7 24

### 1999 (2-2, .500)

		CHI OPP
8/7	Indianapolis Colts	W 9 6
8/17	Pittsburgh Steelers	L 23 30
8/21	St. Louis Rams	W 38 24
8/28	Cleveland Browns	L 24 35

### 2000 (2-2, .500)

		CHI OPP
8/5	New York Giants	W 20 8
8/12	Cleveland Browns	W 19 6
8/19	Cincinnati Bengals	L 20 24
8/26	Tennessee Titans	L 28 34

### 2001 (1-3, .250)

		CHI OPP
8/4	Cincinnati Bengals	W 16 13ot
8/11	Tennessee Titans	L 24 27
8/18	Kansas City Chiefs	L 9 10
8/25	Arizona Cardinals	L 20 24

### 2002 (1-3, .250)

		CHI OPP
8/10	Denver Broncos	L 3 27
8/16	St. Louis Rams	W 19 17
8/23	Jacksonville Jaguars	L 16 24
8/29	Miami Dolphins	L 22 24

### 2003 (1-3, .250)

		CHI OPP
8/9	Indianapolis Colts	W 20 18
8/16	Denver Broncos	L 10 15
8/23	Arizona Cardinals	L 17 27
8/29	New England Patriots	L 23 38

### 2004 (2-2, .500)

		CHI OPP
8/12	St. Louis Rams	W 13 10ot
8/21	San Francisco 49ers	W 20 13
8/27	New Orleans Saints	L 13 17
9/1	Cleveland Browns	L 10 24

### 2005 (3-2, .600)

		CHI OPP
8/8	*Miami Dolphins	W 27 24
8/12	St. Louis Rams	L 13 17
8/20	Indianapolis Colts	W 24 17
8/26	Buffalo Bills	W 16 12
9/1	Cleveland Browns	L 6 16

### 2006 (2-2, .500)

		CHI OPP
8/11	San Francisco 49ers	W 27 24
8/18	San Diego Chargers	W 24 3
8/25	Arizona Cardinals	L 16 23
8/31	Cleveland Browns	W 20 7

### 2007 (3-1, .750)

		CHI OPP
8/11	Houston Texans	W 20 19
8/20	Indianapolis Colts	W 27 24
8/25	San Francisco 49ers	W 31 28
8/30	Cleveland Browns	L 9 19

### 2008 (1-3, .250)

		CHI OPP
8/7	Kansas City Chiefs	L 20 24
8/16	Seattle Seahawks	L 26 29
8/21	San Francisco 49ers	L 30 37
8/28	Cleveland Browns	W 16 10

### 2009 (3-1, .750)

		CHI OPP
8/15	Buffalo Bills	L 20 27
8/22	New York Giants	W 17 3
8/30	Denver Broncos	W 27 17
9/3	Cleveland Browns	W 26 23

### 2010 (0-4, .000)

		CHI OPP
8/14	San Diego Chargers	L 10 25
8/21	Oakland Raiders	L 17 32
8/28	Arizona Cardinals	L 9 14
9/2	Cleveland Browns	L 10 13

### 2011 (2-2, .500)

		CHI OPP
8/13	Buffalo Bills	W 10 3
8/22	New York Giants	L 13 41
8/27	Tennessee Titans	L 13 14
9/1	Cleveland Browns	W 24 14

### 2012 (3-1, .750)

		CHI OPP
8/9	Denver Broncos	L 3 31
8/22	Washington Redskins	W 33 31
8/27	New York Giants	W 20 17
9/1	Cleveland Browns	W 28 20

### 2013 (2-2, .500)

		CHI OPP
8/9	Carolina Panthers	L 17 24
8/15	San Diego Chargers	W 33 28
8/23	Oakland Raiders	W 34 26
8/29	Cleveland Browns	L 16 18

### 2014 (2-2, .500)

		CHI OPP
8/8	Philadelphia Eagles	W 34 28
8/14	Jacksonville Jaguars	W 20 19
8/22	Seattle Seahawks	L 6 34
8/28	Cleveland Browns	L 13 33

### 2015 (3-1, .750)

		CHI OPP
8/13	Miami Dolphins	W 27 10
8/22	Indianapolis Colts	W 23 11
8/29	Cincinnati Bengals	L 10 21
9/3	Cleveland Browns	W 21 7

### 2016 (1-3, .250)

		CHI OPP
8/11	Denver Broncos	L 0 22
8/18	New England Patriots	L 22 23
8/27	Kansas City Chiefs	L 7 23
9/1	Cleveland Browns	W 21 7

### 2017 (2-2, .500)

		CHI OPP
8/10	Denver Broncos	L 17 24
8/19	Arizona Cardinals	W 24 23
8/27	Tennessee Titans	W 19 7
8/31	Cleveland Browns	L 0 25

### 2018 (2-3, .400)

		CHI OPP
8/2	*Baltimore Ravens	L 16 17
8/9	Cincinnati Bengals	L 27 30
8/18	Denver Broncos	W 24 23
8/25	Kansas City Chiefs	W 27 20
8/30	Buffalo Bills	L 27 28

### 2019 (1-3, .250)

		CHI OPP
8/8	Carolina Panthers	L 13 23
8/16	New York Giants	L 12 32
8/24	Indianapolis Colts	W 27 17
8/29	Tennessee Titans	L 15 19

### 2020

Preseason Games Canceled Due to Covid-19

### 2021 (1-3, .250)

		CHI OPP
8/14	Miami Dolphins	W 20 13
8/21	Buffalo Bills	L 15 41
8/28	Tennessee Titans	W 27 24

### 2022 (3-0, 1,000)

		CHI OPP
8/13	Kansas City Chiefs	W 19 14
8/18	Seattle Seahawks	W 27 11
8/27	Cleveland Browns	W 21 20

### 2023 (1-2, .333)

		CHI OPP
8/12	Tennessee Titans	W 23 17
8/19	Indianapolis Colts	L 24 17
8/26	Buffalo Bills	L 24 21

### 2024 (4-0, 1,000)

		CHI OPP
8/1	*Houston Texans	W 21 17
8/10	Buffalo Bills	W 33 6
8/17	Cincinnati Bengals	W 27 3
8/22	Kansas City Chiefs	W 34 21

All-time Preseason/Exhibition Record:  
259-183-8 (.584)

\*- Monday Night Football

\*\*American Bowl game (overseas)

^Hall of Fame Game (Canton, Ohio)

#-Game terminated due to lightning  
Italics indicate mid-season or post-season exhibition

### 1920 (10-1-2, .909)

George S. Halas - Coach		Decatur		Staleys		Opp	
10/3	Moline Tractors	W	20	0			
10/10	Kewanee Walworths	W	25	7			
10/17	@ Rock Island Indep.	W	7	0			
10/24	@ Chicago Tigers	W	10	0			
10/31	@ Rockford AC	W	29	0			
11/7	@ Rock Island Indep.	T	0	0			
11/14	@ Champaign Am. Leg.	W	20	0			
11/14	@ Minneapolis Marines	W	3	0			
11/21	Hammond Pros	W	28	7			
11/25	@ Chicago Tigers	W	6	0			
11/28	@ Chicago Cardinals	L	6	7			
12/5	@ Chicago Cardinals	W	10	0			
12/12	Akron Pros	T	0	0			
			164	21			

### 1921 (9-1-1, .900)

George S. Halas - Coach		Chicago		Staleys		Opp	
10/10	Rock Island Indep.	W	14	10			
10/16	Rochester Jeffersons	W	16	13			
10/23	Dayton Triangles	W	7	0			
11/6	Detroit Tigers	W	20	9			
11/13	Rock Island Indep.	W	3	0			
11/20	Cleveland Indians	W	22	7			
11/24	Buffalo All-Americans	L	6	7			
11/27	Green Bay Packers	W	20	0			
12/4	Buffalo All-Americans	W	10	7			
12/11	Canton Bulldogs	W	10	0			
12/18	Chicago Cardinals	T	0	0			
			128	53			

### 1922 (9-3, .750)

George S. Halas - Coach		Bears		Opp	
10/1	@ Racine Legion	W	6	0	
10/8	@ Rock Island Indep.	W	10	6	
10/15	Rochester Jeffersons	W	7	0	
10/22	Buffalo All-Americans	W	6	7	
10/29	Canton Bulldogs	L	6	7	
11/5	Dayton Triangles	W	9	0	
11/12	Oorang Indians	W	33	6	
11/19	Rock Island Indep.	W	3	0	
11/26	Akron Pros	W	20	10	
11/30	@ Chicago Cardinals	L	0	6	
12/3	Toledo Maroons	W	22	0	
12/10	@ Chicago Cardinals	L	0	9	
			123	44	

### 1923 (9-2-1, .818)

George S. Halas - Coach		Bears		Opp	
9/30	@ Rock Island Indep.	L	0	3	
10/7	@ Racine Legion	W	3	0	
10/14	@ Green Bay Packers	W	3	0	
10/21	Canton Bulldogs	L	0	6	
10/28	Buffalo All-Americans	W	18	3	
11/4	Oorang Indians	W	26	0	
11/11	Akron Pros	W	20	6	
11/18	Rock Island Indep.	W	7	3	
11/25	Hammond Pros	W	14	7	
11/29	@ Chicago Cardinals	W	3	0	
12/2	Milwaukee Badgers	T	0	0	
12/9	Rock Island Indep.	W	29	7	
			123	35	

### 1924 (6-1-4, .857)

George S. Halas - Coach		Bears		Opp	
9/28	@ Rock Island Indep.	T	0	0	
10/5	@ Cleveland Bulldogs	L	14	16	
10/12	Racine Legion	T	10	10	
10/19	@ Chicago Cardinals	W	6	0	
10/26	Frankford YelJackets	W	33	3	
11/2	Rock Island Indep.	T	3	3	
11/9	Columbus Tigers	W	12	6	
11/16	Racine Legion	T	3	3	
11/23	Green Bay Packers	W	3	0	
11/27	@ Chicago Cardinals	W	21	0	
11/30	Milwaukee Badgers	W	31	14	
			136	55	

### 1925 (9-5-3, .643)

George S. Halas - Coach		Bears		Opp	
9/20	@ Rock Island Indep.	T	0	0	
9/27	@ Green Bay Packers	L	10	14	
10/4	Detroit Panthers	T	0	0	
10/11	Hammond Pros	W	28	7	
10/18	Cleveland Bulldogs	W	7	0	
10/25	@ Chicago Cardinals	L	0	9	
11/1	Rock Island Indep.	W	6	0	
11/8	Frankford YelJackets	W	19	0	
11/15	Detroit Panthers	W	14	0	
11/22	Green Bay Packers	W	21	0	
11/26	Chicago Cardinals	T	0	0	
11/29	Columbus Tigers	W	14	13	
12/5	@ Frankford YelJackets	W	14	7	
12/6	@ New York Giants	W	19	7	
12/9	@ Providence Ste. Rol.	L	6	9	
12/12	@ Detroit Panthers	L	0	21	
12/13	New York Giants	L	0	9	
			158	96	

### 1926 (12-1-3, .923)

George S. Halas - Coach		Bears		Opp	
9/19	@ Milwaukee Badgers	W	10	7	
9/26	@ Green Bay Packers	T	6	6	
10/3	@ Detroit Panthers	W	10	7	
10/10	New York Giants	W	7	0	
10/17	@ Chicago Cardinals	W	16	0	
10/24	Duluth Eskimos	W	24	6	
10/31	Akron Indians	W	17	0	
11/7	Louisville Colonels	W	34	0	
11/11	@ Chicago Cardinals	W	10	0	
11/14	Milwaukee Badgers	W	10	7	
11/21	Green Bay Packers	W	19	13	
11/25	Chicago Cardinals	T	0	0	
11/28	Canton Bulldogs	W	35	0	
12/3	@ Frankford YelJackets	L	6	7	
12/12	Pottsville Maroons	W	9	7	
12/19	Green Bay Packers	T	3	3	
			216	63	

### 1927 (9-3-2, .750)

George S. Halas - Coach		Bears		Opp	
9/25	@ Chicago Cardinals	W	9	0	
10/2	@ Green Bay Packers	W	7	6	
10/16	New York Yankees	W	12	0	
10/23	Cleveland Bulldogs	W	14	12	
10/30	Dayton Triangles	W	14	6	
11/6	Providence Ste. Rol.	T	0	0	
11/8	@ New York Yankees	L	6	26	
11/13	Pottsville Maroons	W	30	12	
11/20	Green Bay Packers	W	14	6	
11/24	Chicago Cardinals	L	0	3	
11/27	@ New York Giants	L	7	13	
12/3	@ Frankford YelJackets	T	0	0	
12/4	Frankford YelJackets	W	9	0	
12/11	Duluth Eskimos	W	27	0	
			149	84	

### 1928 (7-5-1, .636)

George S. Halas - Coach		Bears		Opp	
9/23	@ Chicago Cardinals	W	15	0	
9/30	@ Green Bay Packers	T	12	12	
10/14	New York Giants	W	13	0	
10/21	Green Bay Packers	L	6	16	
10/28	Detroit Wolverines	L	0	6	
11/4	New York Yankees	W	27	0	
11/11	Dayton Triangles	W	27	0	
11/18	Pottsville Maroons	W	13	6	
11/25	Detroit Wolverines	L	7	14	
11/29	@ Chicago Cardinals	W	34	0	
12/2	Frankford YelJackets	W	28	6	
12/9	Green Bay Packers	L	0	6	
12/15	@ Frankford YelJackets	L	0	19	
			182	85	

### 1929 (4-9-2, .308)

George S. Halas - Coach		Bears		Opp	
9/22	@ Minneapolis Marines	W	19	6	
9/29	@ Green Bay Packers	L	0	23	
10/6	@ Minneapolis Marines	W	7	6	
10/13	@ Buffalo Bisons	W	16	0	
10/20	Chicago Cardinals	T	0	0	
10/27	Minneapolis Rjackets	W	27	0	
11/3	New York Giants	L	14	26	
11/10	Green Bay Packers	L	0	14	
11/16	@ Frankford YelJackets	L	14	20	
11/17	@ New York Giants	L	0	34	
11/24	Buffalo Bisons	L	7	19	
11/28	@ Chicago Cardinals	L	6	40	
12/1	Frankford YelJackets	T	0	0	
12/8	Green Bay Packers	L	0	25	
12/15	New York Giants	L	9	14	
			119	227	

### 1930 (9-4-1, .692)

Ralph Jones - Coach		Bears		Opp	
9/21	Brooklyn Dodgers	T	0	0	
9/28	@ Green Bay Packers	L	0	7	
10/5	@ Minneapolis Rjackets	W	20	0	
10/12	New York Giants	L	0	12	
10/19	@ Chicago Cardinals	W	32	6	
10/22	@ Portsmouth Spartans	L	6	7	
10/26	Frankford YelJackets	W	13	7	
11/2	Minneapolis Rjackets	W	20	7	
11/9	Green Bay Packers	L	12	13	
11/16	@ New York Giants	W	12	0	
11/22	@ Frankford YelJackets	W	13	6	
11/27	Chicago Cardinals	W	6	0	
11/30	Portsmouth Spartans	W	14	6	
12/7	Green Bay Packers	W	21	0	
			169	71	

### 1931 (8-5, .615)

Ralph Jones - Coach		Bears		Opp	
9/18	Cleveland Indians	W	21	0	
9/27	@ Green Bay Packers	L	0	7	
10/11	New York Giants	W	6	0	
10/18	Chicago Cardinals	W	26	13	
10/25	Frankford YelJackets	L	12	13	
11/1	Green Bay Packers	L	2	6	
11/8	Portsmouth Spartans	W	9	6	
11/15	@ New York Giants	W	12	6	
11/22	@ Brooklyn Dodgers	W	26	0	
11/26	Chicago Cardinals	W	18	7	
11/29	@ Portsmouth Spartans	L	0	3	
12/6	Green Bay Packers	W	7	6	
12/13	New York Giants	L	6	25	
			145	92	

### 1932 (7-1-6, .875)

Ralph Jones - Coach		Bears		Opp	
9/25	@ Green Bay Packers	T	0	0	
10/2	@ Staten Isl. Stapletons	T	0	0	
10/9	@ Chicago Cardinals	T	0	0	
10/16	Green Bay Packers	L	0	2	
10/23	Staten Isl. Stapletons	W	27	7	
10/30	@ Boston Braves	T	7	7	
11/6	@ New York Giants	W	28	8	
11/13	Portsmouth Spartans	W	13	13	
11/19	Brooklyn Dodgers	W	20	0	
11/24	@ Chicago Cardinals	W	34	0	
11/27	@ Portsmouth Spartans	T	7	7	
12/4	New York Giants	W	6	0	
12/11	Green Bay Packers	W	9	0	
12/18	Portsmouth Spartans	W	9	0	
			160	44	

Blue box indicates World Championship.

### 1933 (10-2-1, .833)

George S. Halas - Coach	Bears	Opp
9/24 @ Green Bay Packers	W 14	7
10/1 @ Boston Redskins	W 7	0
10/16 @ Brooklyn Dodgers	W 10	0
10/15 @ Chicago Cardinals	W 12	9
10/22 Green Bay Packers	W 14	10
10/29 New York Giants	W 14	10
11/5 @ Boston Redskins	L 9	3
11/12 @ Philadelphia Eagles	L 0	3
11/19 @ New York Giants	W 17	14
11/26 Portsmouth Spartans	W 22	6
11/30 Chicago Cardinals	W 17	7
12/3 @ Portsmouth Spartans	W 7	6
12/10 Green Bay Packers	W 133	82

#### PLAYOFFS

12/17 New York Giants	W 23	21
-----------------------	------	----

### 1934 (13-0, 1.000)

George S. Halas - Coach	Bears	Opp
9/23 @ Green Bay Packers	W 24	10
9/30 @ Cincinnati Reds	W 21	3
10/7 @ Brooklyn Dodgers	W 21	7
10/10 @ Pittsburgh Pirates	W 28	0
10/14 Chicago Cardinals	W 20	0
10/21 Cincinnati Reds	W 41	7
10/28 Green Bay Packers	W 27	14
11/4 New York Giants	W 27	7
11/11 @ Boston Redskins	W 21	0
11/18 @ New York Giants	W 10	9
11/25 Chicago Cardinals	W 17	6
11/29 @ Detroit Lions	W 19	16
12/2 Detroit Lions	W 10	7
	286	86

#### PLAYOFFS

12/9 @ New York Giants	L 13	30
------------------------	------	----

### 1935 (6-4-2, .600)

George S. Halas - Coach	Bears	Opp
9/22 @ Green Bay Packers	L 0	7
9/29 @ Pittsburgh Pirates	W 23	7
10/13 @ Philadelphia Eagles	W 39	0
10/20 Brooklyn Dodgers	W 24	14
10/27 Green Bay Packers	L 14	17
11/3 @ New York Giants	W 20	3
11/10 @ Boston Redskins	W 30	14
11/17 New York Giants	L 0	3
11/24 Detroit Lions	T 20	20
11/28 @ Detroit Lions	L 2	14
12/1 Chicago Cardinals	T 7	7
12/8 @ Chicago Cardinals	W 13	0
	192	106

### 1936 (9-3, .750)

George S. Halas - Coach	Bears	Opp
9/20 @ Green Bay Packers	W 30	3
9/27 @ Philadelphia Eagles	W 17	0
10/4 @ Pittsburgh Pirates	W 27	9
10/11 Chicago Cardinals	W 7	3
10/18 Pittsburgh Pirates	W 26	7
10/25 Detroit Lions	W 12	10
11/1 Green Bay Packers	L 10	21
11/8 @ New York Giants	W 25	7
11/15 @ Boston Redskins	W 26	0
11/22 @ Philadelphia Eagles	W 28	7
11/26 @ Detroit Lions	L 7	13
11/29 @ Chicago Cardinals	L 7	14
	222	94

### 1937 (9-1-1, .900)

George S. Halas - Coach	Bears	Opp
9/19 @ Green Bay Packers	W 14	2
9/24 @ Pittsburgh Steelers	W 7	0
10/10 @ Cleveland Rams	W 20	2
10/17 Chicago Cardinals	W 16	7
10/24 Detroit Lions	W 28	20
10/31 @ New York Giants	T 3	3
11/7 Green Bay Packers	L 14	24
11/14 Brooklyn Dodgers	W 29	7
11/25 @ Detroit Lions	W 13	0
11/28 Cleveland Rams	W 15	7
12/5 @ Chicago Cardinals	W 42	28
	201	100

#### PLAYOFFS

12/12 Washington Redskins	L 21	28
---------------------------	------	----

### 1938 (6-5, .545)

George S. Halas - Coach	Bears	Opp
9/11 @ Chicago Cardinals	W 16	13
9/18 @ Green Bay Packers	W 2	0
10/2 @ Philadelphia Eagles	W 28	6
10/9 @ Cleveland Rams	L 7	14
10/16 Chicago Cardinals	W 34	28
10/23 Cleveland Rams	L 21	23
10/30 Detroit Lions	L 7	13
11/6 Green Bay Packers	L 17	24
11/13 Washington Redskins	W 31	7
11/20 @ Brooklyn Dodgers	W 24	6
11/24 @ Detroit Lions	L 7	14
	194	148

### 1939 (8-3, .727)

George S. Halas - Coach	Bears	Opp
9/15 Cleveland Rams	W 30	21
9/24 @ Green Bay Packers	L 16	21
10/2 @ Pittsburgh Steelers	W 32	0
10/9 @ Cleveland Rams	W 35	21
10/15 Chicago Cardinals	W 44	7
10/22 @ New York Giants	L 13	16
10/29 Detroit Lions	L 0	10
11/5 Green Bay Packers	W 30	27
11/12 @ Detroit Lions	W 23	13
11/19 Philadelphia Eagles	W 27	14
11/26 @ Chicago Cardinals	W 48	7
	298	157

### 1940 (8-3, .727)

George S. Halas - Coach	Bears	Opp
9/22 @ Green Bay Packers	W 41	0
9/25 @ Chicago Cardinals	L 7	21
10/6 @ Cleveland Rams	W 21	14
10/13 Detroit Lions	W 7	7
10/20 Brooklyn Dodgers	W 16	7
10/27 @ New York Giants	W 37	21
11/3 Green Bay Packers	W 14	7
11/10 @ Detroit Lions	L 14	17
11/17 @ Washington Redskins	L 3	7
11/24 Cleveland Rams	W 47	25
12/1 Chicago Cardinals	W 31	23
	238	142

#### PLAYOFFS

12/8 @ Washington Redskins	W 73	0
----------------------------	------	---

### 1941 (10-1, .909)

George S. Halas - Coach	Bears	Opp
9/28 @ Green Bay Packers	W 25	17
10/5 @ Cleveland Rams	W 48	21
10/12 Chicago Cardinals	W 53	7
10/19 Detroit Lions	W 49	0
10/26 Pittsburgh Steelers	W 34	7
11/2 Green Bay Packers	L 14	16
11/9 Cleveland Rams	W 31	13
11/16 Washington Redskins	W 35	21
11/23 @ Detroit Lions	W 24	7
11/30 @ Philadelphia Eagles	W 49	14
12/7 @ Chicago Cardinals	W 34	24
	396	147

#### PLAYOFFS

D 14 Green Bay Packers	W 33	14
D 21 New York Giants	W 37	9

### 1942 (11-0, 1.000)

George S. Halas - Coach	Bears	Opp
9/27 @ Green Bay Packers	W 44	28
10/4 @ Cleveland Rams	W 51	7
10/11 Chicago Cardinals	W 14	14
10/18 New York Giants	W 26	7
10/25 Philadelphia Eagles	W 45	14

#### Heartley "Hunk" Anderson, Luke Johnso - Coaches

11/1 Detroit Lions	W 16	0
11/8 @ Brooklyn Dodgers	W 35	0
11/15 Green Bay Packers	W 38	7
11/22 Detroit Lions	W 42	0
11/29 Cleveland Rams	W 47	0
12/6 @ Chicago Cardinals	W 21	7
	376	84

#### PLAYOFFS

12/13 @ Wash. Redskins	L 6	14
------------------------	-----	----

### 1943 (8-1-1, .889)

Heartley "Hunk" Anderson, Luke Johnso - Coaches	Bears	Opp
9/26 @ Green Bay Packers	T 21	21
10/3 @ Detroit Lions	W 27	0
10/10 Chicago Cardinals	W 20	21
10/17 Philadelphia "Steagles"	W 48	21
10/24 Brooklyn Dodgers	W 33	21
10/31 Detroit Lions	W 35	14
11/7 Green Bay Packers	W 21	7
11/14 @ New York Giants	W 56	7
11/21 @ Washington Redskins	L 7	21
11/28 @ Chicago Cardinals	W 35	24
	303	157

#### PLAYOFFS

12/26 Washington Redskins	W 41	
---------------------------	------	--

### 1944 (6-3-1, .667)

Heartley "Hunk" Anderson, Luke Johnso - Coaches	Bears	Opp
9/24 @ Green Bay Packers	L 28	42
10/8 @ Cleveland Rams	L 7	19
10/15 Card-Pitt	T 34	7
10/22 Detroit Lions	T 21	21
10/29 Cleveland Rams	W 28	21
11/5 Green Bay Packers	W 21	0
11/12 Boston Yanks	W 21	7
11/19 @ Detroit Lions	L 21	41
11/26 @ Philadelphia Eagles	W 28	7
12/3 @ Card-Pitt	W 49	7
	258	172

### 1945 (3-7, .300)

Heartley "Hunk" Anderson, Luke Johnso - Coaches	Bears	Opp
9/30 @ Green Bay Packers	L 21	31
10/7 @ Cleveland Rams	L 0	17
10/14 Chicago Cardinals	L 7	16
10/21 Cleveland Rams	L 21	41
10/28 @ Detroit Lions	L 10	16
11/4 Green Bay Packers	W 28	24
11/11 Detroit Lions	L 28	35
11/18 @ Washington Redskins	L 21	28
11/25 Pittsburgh Steelers	W 28	7
12/2 @ Chicago Cardinals	W 192	235

### 1946 (8-2-1, .800)

George S. Halas - Coach	Bears	Opp
9/28 @ Green Bay Packers	W 30	7
10/6 @ Chicago Cardinals	W 34	17
10/13 Los Angeles Rams	T 28	28
10/20 Philadelphia Eagles	W 21	14
10/27 @ New York Giants	L 0	14
11/3 Green Bay Packers	W 10	7
11/10 @ Los Angeles Rams	W 27	21
11/17 Washington Redskins	W 24	20
11/24 Detroit Lions	W 42	6
12/1 Chicago Cardinals	L 28	35
12/8 @ Detroit Lions	W 45	24
	289	193

#### PLAYOFFS

12/15 @ New York Giants	W 24	14
-------------------------	------	----

### 1947 (8-4, .667)

George S. Halas - Coach	Bears	Opp
9/28 @ Green Bay Packers	L 20	23
10/5 @ Chicago Cardinals	L 7	31
10/12 Philadelphia Eagles	W 40	40
10/19 Detroit Lions	W 33	24
10/26 @ Washington Redskins	W 56	20
11/2 Boston Yanks	W 28	24
11/9 Green Bay Packers	W 20	17
11/16 @ Los Angeles Rams	W 49	7
11/23 Pittsburgh Steelers	W 34	14
11/27 @ Detroit Lions	L 14	17
12/7 Los Angeles Rams	L 21	30
12/14 Chicago Cardinals	L 363	241

Blue box indicates World Championship.

### 1948 (10-2, .833)

George S. Halas - Coach		Bears	Opp
9/26 @ Green Bay Packers	W	45	7
10/4 @ Chicago Cardinals	W	28	17
10/10 Los Angeles Rams	W	42	21
10/17 Detroit Lions	L	7	0
10/24 @ Philadelphia Eagles	L	7	12
10/31 New York Giants	W	35	14
11/7 @ Los Angeles Rams	W	21	6
11/14 Green Bay Packers	W	7	6
11/21 @ Boston Yanks	W	51	17
11/28 Washington Redskins	W	48	13
12/5 @ Detroit Lions	W	42	14
12/12 Chicago Cardinals	L	21	24
		<b>375</b>	<b>151</b>

### 1949 (9-3, .750)

George S. Halas - Coach		Bears	Opp
9/25 @ Green Bay Packers	W	17	0
10/2 @ Chicago Cardinals	W	17	7
10/9 Los Angeles Rams	L	16	31
10/16 Philadelphia Eagles	W	38	21
10/23 @ New York Giants	L	28	35
10/30 @ Los Angeles Rams	L	24	27
11/6 Green Bay Packers	W	24	3
11/13 Detroit Lions	W	27	24
11/20 @ Washington Redskins	W	31	21
11/24 @ Detroit Lions	W	28	7
12/4 Pittsburgh Steelers	W	30	21
12/11 Chicago Cardinals	W	52	21
		<b>332</b>	<b>218</b>

### 1950 (9-3, .750)

George S. Halas - Coach		Bears	Opp
9/17 @ Los Angeles Rams	W	24	20
9/24 @ San Francisco 49ers	W	32	20
10/1 @ Green Bay Packers	L	21	31
10/8 Chicago Cardinals	W	27	6
10/15 Green Bay Packers	W	28	14
10/22 @ New York Yanks	L	27	38
11/5 @ Detroit Lions	W	35	21
11/12 New York Yanks	W	28	20
11/19 San Francisco 49ers	W	17	0
11/26 Los Angeles Rams	W	24	14
12/3 @ Chicago Cardinals	L	10	20
12/10 Detroit Lions	W	6	3
		<b>279</b>	<b>207</b>

#### PLAYOFFS

12/17 @ Los Angeles Rams	L	14	24
--------------------------	---	----	----

### 1951 (7-5, .583)

George S. Halas - Coach		Bears	Opp
9/30 @ Green Bay Packers	W	31	20
10/7 @ Chicago Cardinals	L	14	28
10/14 New York Yanks	W	24	21
10/21 San Francisco 49ers	W	13	7
10/28 @ Detroit Lions	W	28	23
11/4 @ Washington Redskins	W	27	0
11/11 Detroit Lions	L	28	41
11/18 Green Bay Packers	W	24	13
11/25 @ Cleveland Browns	L	21	42
12/2 Los Angeles Rams	L	17	42
12/9 @ New York Yanks	W	45	21
12/16 Chicago Cardinals	L	14	24
		<b>286</b>	<b>282</b>

### 1952 (5-7, .416)

George S. Halas - Coach		Bears	Opp
9/28 @ Green Bay Packers	W	24	14
10/5 @ Chicago Cardinals	L	10	21
10/12 Dallas Texans	W	38	20
10/19 San Francisco 49ers	L	16	40
10/26 @ Los Angeles Rams	L	7	31
11/2 @ San Francisco 49ers	W	20	17
11/9 Green Bay Packers	L	28	41
11/16 Los Angeles Rams	L	24	40
11/23 Detroit Lions	W	24	23
11/27 @ Dallas Texans	L	23	27
12/7 @ Detroit Lions	L	21	45
12/14 Chicago Cardinals	W	10	7
		<b>245</b>	<b>326</b>

### 1953 (3-8-1, .273)

George S. Halas - Coach		Bears	Opp
9/27 @ Baltimore Colts	L	9	13
10/4 @ Green Bay Packers	W	17	13
10/11 Baltimore Colts	L	14	16
10/18 San Francisco 49ers	L	28	35
10/25 @ Los Angeles Rams	L	24	28
11/1 @ San Francisco 49ers	L	14	24
11/8 Green Bay Packers	T	21	21
11/15 @ Washington Redskins	W	27	24
11/22 Detroit Lions	L	16	20
11/29 Los Angeles Rams	W	24	21
12/6 @ Detroit Lions	L	7	13
12/13 Chicago Cardinals	L	17	24
		<b>218</b>	<b>252</b>

### 1954 (8-4, .667)

George S. Halas - Coach		Bears	Opp
9/26 @ Detroit Lions	L	23	48
10/3 @ Green Bay Packers	W	10	3
10/10 Baltimore Colts	W	28	9
10/17 San Francisco 49ers	L	24	31
10/24 @ Los Angeles Rams	L	38	42
10/31 @ San Francisco 49ers	W	31	27
11/7 Green Bay Packers	W	28	23
11/14 Cleveland Browns	L	10	39
11/21 @ Baltimore Colts	W	28	13
11/28 Los Angeles Rams	W	24	13
12/5 @ Chicago Cardinals	W	29	7
12/12 Detroit Lions	W	28	24
		<b>301</b>	<b>279</b>

### 1955 (8-4, .667)

George S. Halas - Coach		Bears	Opp
9/25 @ Baltimore Colts	L	17	23
10/2 @ Green Bay Packers	L	3	24
10/9 San Francisco 49ers	L	19	20
10/16 Baltimore Colts	W	38	10
10/23 @ San Francisco 49ers	W	34	23
10/30 @ Los Angeles Rams	W	31	20
11/6 Green Bay Packers	W	52	21
11/13 Los Angeles Rams	W	24	3
11/20 @ Detroit Lions	W	24	14
11/27 @ Chicago Cardinals	L	14	53
12/4 Detroit Lions	W	21	20
12/11 Philadelphia Eagles	W	17	10
		<b>294</b>	<b>241</b>

### 1956 (9-2-1, .818)

John "Paddy" Driscoll - Coach		Bears	Opp
9/30 @ Baltimore Colts	L	21	28
10/7 @ Green Bay Packers	W	37	21
10/14 San Francisco 49ers	W	31	7
10/21 Baltimore Colts	W	58	27
10/28 @ San Francisco 49ers	W	38	21
11/4 @ Los Angeles Rams	W	35	24
11/11 Green Bay Packers	W	38	14
11/18 Los Angeles Rams	W	30	21
11/25 @ New York Giants	T	17	17
12/2 @ Detroit Lions	L	10	42
12/9 Chicago Cardinals	W	10	3
12/16 Detroit Lions	W	38	21
		<b>363</b>	<b>246</b>

#### PLAYOFFS

12/30 @ New York Giants	L	7	47
-------------------------	---	---	----

### 1957 (5-7, .417)

John "Paddy" Driscoll - Coach		Bears	Opp
9/29 @ Green Bay Packers	L	17	21
10/5 @ Baltimore Colts	L	10	21
10/13 San Francisco 49ers	L	17	21
10/20 Los Angeles Rams	W	34	26
10/27 @ San Francisco 49ers	L	17	21
11/3 @ Los Angeles Rams	W	16	10
11/10 Green Bay Packers	W	21	14
11/17 Baltimore Colts	L	14	29
11/24 @ Detroit Lions	W	27	7
12/1 Washington Redskins	L	3	14
12/8 @ Chicago Cardinals	W	14	6
12/15 Detroit Lions	L	13	21
		<b>203</b>	<b>211</b>

### 1958 (8-4, .667)

George S. Halas - Coach		Bears	Opp
9/27 @ Green Bay Packers	W	34	20
10/4 @ Baltimore Colts	L	38	51
10/12 San Francisco 49ers	W	28	6
10/19 Los Angeles Rams	W	31	10
10/26 @ San Francisco 49ers	W	27	14
11/2 @ Los Angeles Rams	L	35	41
11/9 Green Bay Packers	W	24	10
11/16 Baltimore Colts	L	0	17
11/23 @ Detroit Lions	W	20	7
11/30 @ Pittsburgh Steelers	L	10	24
12/7 Chicago Cardinals	W	30	14
12/14 Detroit Lions	W	21	16
		<b>298</b>	<b>230</b>

### 1959 (8-4, .667)

George S. Halas - Coach		Bears	Opp
9/27 @ Green Bay Packers	L	6	9
10/3 @ Baltimore Colts	W	26	21
10/11 Los Angeles Rams	L	21	28
10/18 Baltimore Colts	L	7	21
10/25 @ San Francisco 49ers	L	17	20
11/1 @ Los Angeles Rams	W	26	21
11/8 Green Bay Packers	W	28	17
11/15 San Francisco 49ers	W	14	3
11/22 @ Detroit Lions	W	24	14
11/29 @ Chicago Cardinals	W	31	7
12/6 Pittsburgh Steelers	W	27	21
12/13 Detroit Lions	W	25	14
		<b>252</b>	<b>196</b>

### 1960 (5-6-1, .455)

George S. Halas - Coach		Bears	Opp
9/25 @ Green Bay Packers	W	17	14
10/2 @ Baltimore Colts	L	7	42
10/9 Los Angeles Rams	W	34	27
10/16 San Francisco 49ers	W	27	10
10/23 @ Los Angeles Rams	T	24	24
10/30 @ San Francisco 49ers	L	7	25
11/3 Baltimore Colts	L	20	24
11/20 Detroit Lions	W	28	7
11/27 Dallas Cowboys	W	17	7
12/4 Green Bay Packers	L	13	41
12/11 @ Cleveland Browns	L	0	42
12/18 @ Detroit Lions	L	0	36
		<b>194</b>	<b>299</b>

### 1961 (8-6, .571)

George S. Halas - Coach		Bears	Opp
9/17 @ Minnesota Vikings	L	13	37
9/23 @ Los Angeles Rams	W	21	17
10/1 @ Green Bay Packers	L	0	24
10/8 @ Detroit Lions	W	31	17
10/15 Baltimore Colts	W	24	10
10/22 San Francisco 49ers	W	31	0
10/29 @ Baltimore Colts	W	21	20
11/5 @ Philadelphia Eagles	L	14	16
11/12 Green Bay Packers	L	28	31
11/19 @ San Francisco 49ers	L	31	41
11/26 Los Angeles Rams	W	28	24
12/3 Detroit Lions	L	15	16
12/10 Cleveland Browns	W	17	14
12/17 Minnesota Vikings	W	52	35
		<b>326</b>	<b>302</b>

### 1962 (9-5, .643)

George S. Halas - Coach		Bears	Opp
9/16 @ San Francisco 49ers	W	30	14
9/23 @ Los Angeles Rams	W	27	23
9/30 @ Green Bay Packers	L	0	49
10/7 @ Minnesota Vikings	W	13	0
10/14 San Francisco 49ers	L	27	34
10/21 Baltimore Colts	W	35	15
10/28 @ Detroit Lions	L	3	38
11/4 Green Bay Packers	L	7	31
11/11 Minnesota Vikings	W	31	30
11/18 @ Dallas Cowboys	W	34	33
11/25 @ Baltimore Colts	W	57	0
12/2 New York Giants	L	24	26
12/9 Los Angeles Rams	W	30	14
12/16 Detroit Lions	W	3	0
		<b>321</b>	<b>287</b>

### 1963 (11-1-2, .917)

George S. Halas - Coach	Bears	Opp
9/15 @ Green Bay Packers	W 10	3
9/22 @ Minnesota Vikings	W 28	7
9/29 @ Detroit Lions	W 37	21
10/6 Baltimore Colts	W 10	3
10/13 @ Los Angeles Rams	W 52	14
10/20 @ San Francisco 49ers	L 14	20
10/27 Philadelphia Eagles	W 16	7
11/3 @ Baltimore Colts	W 17	7
11/10 Los Angeles Rams	W 6	0
11/17 Green Bay Packers	W 26	7
11/24 @ Pittsburgh Steelers	T 17	17
12/1 Minnesota Vikings	T 17	17
12/8 San Francisco 49ers	W 27	17
12/15 Detroit Lions	W 24	14
<b>PLAYOFFS</b>	<b>301</b>	<b>154</b>
12/29 New York Giants	W 14	10

### 1964 (5-9, .357)

George S. Halas - Coach	Bears	Opp
9/13 @ Green Bay Packers	L 12	23
9/20 @ Minnesota Vikings	W 34	28
9/27 @ Baltimore Colts	L 0	52
10/4 @ San Francisco 49ers	L 21	31
10/11 Los Angeles Rams	W 38	17
10/18 Detroit Lions	L 0	10
10/25 @ Washington Redskins	L 20	27
11/1 Dallas Cowboys	L 10	24
11/8 Baltimore Colts	L 24	40
11/15 @ Los Angeles Rams	W 34	24
11/22 San Francisco 49ers	W 23	21
11/26 @ Detroit Lions	W 27	24
12/5 Green Bay Packers	L 3	17
12/13 Minnesota Vikings	L 14	41
<b>260</b>	<b>379</b>	

### 1965 (9-5, .643)

George S. Halas - Coach	Bears	Opp
9/19 @ San Francisco 49ers	L 24	52
9/25 @ Los Angeles Rams	L 28	30
10/3 @ Green Bay Packers	L 14	23
10/10 Los Angeles Rams	W 31	6
10/17 @ Minnesota Vikings	W 45	37
10/24 Detroit Lions	W 38	3
10/31 Green Bay Packers	W 31	10
11/7 Baltimore Colts	L 21	26
11/14 St. Louis Cardinals	W 34	13
11/21 @ Detroit Lions	W 17	10
11/28 @ New York Giants	W 35	14
12/5 @ Baltimore Colts	W 13	0
12/12 San Francisco 49ers	W 61	20
12/19 Minnesota Vikings	L 17	24
<b>409</b>	<b>275</b>	

### 1966 (5-7-2, .429)

George S. Halas - Coach	Bears	Opp
9/11 @ Detroit Lions	L 3	14
9/16 @ Los Angeles Rams	L 17	31
10/2 @ Minnesota Vikings	W 13	10
10/9 Baltimore Colts	W 27	17
10/16 Green Bay Packers	L 0	17
10/23 Los Angeles Rams	W 17	10
10/31 @ St. Louis Cardinals	L 17	24
11/2 Detroit Lions	T 10	10
11/13 San Francisco 49ers	T 30	30
11/20 @ Green Bay Packers	L 6	13
11/27 Atlanta Falcons	W 23	6
12/4 @ Baltimore Colts	L 16	21
12/11 @ San Francisco 49ers	L 14	41
12/18 Minnesota Vikings	W 41	28
<b>234</b>	<b>272</b>	

### 1967 (7-6-1, .538)

George S. Halas - Coach	Bears	Opp
9/17 @ Pittsburgh Steelers	L 13	41
9/24 @ Green Bay Packers	L 10	13
10/1 @ Minnesota Vikings	W 17	7
10/8 Baltimore Colts	L 3	24
10/15 Detroit Lions	W 14	13
10/22 @ Cleveland Browns	L 0	24
10/29 Los Angeles Rams	L 17	28
11/5 @ Detroit Lions	W 27	13
11/12 New York Giants	W 34	7
11/19 St. Louis Cardinals	W 30	3
11/26 Green Bay Packers	L 13	17
12/3 @ San Francisco 49ers	W 28	14
12/10 Minnesota Vikings	T 10	10
12/17 @ Atlanta Falcons	W 23	14
<b>239</b>	<b>228</b>	

### 1968 (7-7, .500)

Jim Dooley - Coach	Bears	Opp
9/15 Washington Redskins	L 28	38
9/22 @ Detroit Lions	L 0	42
9/29 @ Minnesota Vikings	W 27	17
10/6 @ Baltimore Ravens	L 7	28
10/13 Detroit Lions	L 10	28
10/20 @ Philadelphia Eagles	W 29	16
10/27 Minnesota Vikings	W 26	24
11/3 @ Green Bay Packers	W 13	10
11/10 San Francisco 49ers	W 27	19
11/17 Atlanta Falcons	L 13	16
11/24 Dallas Cowboys	L 3	34
12/1 @ New Orleans Saints	W 23	17
12/8 @ Los Angeles Rams	W 17	16
12/15 Green Bay Packers	L 27	28
<b>250</b>	<b>333</b>	

### 1969 (1-13, .071)

Jim Dooley - Coach	Bears	Opp
9/21 @ Green Bay Packers	L 0	17
9/28 @ St. Louis Rams	L 17	20
10/5 @ New York Giants	L 24	28
10/12 Minnesota Vikings	L 0	31
10/19 @ Detroit Lions	L 7	13
10/26 Los Angeles Rams	L 7	9
11/2 @ Minnesota Vikings	L 14	31
11/9 Pittsburgh Steelers	W 38	7
11/16 @ Atlanta Falcons	L 31	48
11/23 Baltimore Colts	L 21	24
11/30 Cleveland Browns	L 24	28
12/6 @ San Francisco 49ers	L 21	42
12/14 Green Bay Packers	L 3	21
12/21 Detroit Lions	L 3	20
<b>194</b>	<b>299</b>	

Blue box indicates World Championship.

1970 CHICAGO BEARS STATISTICS

Record: 6-8, .429  
3rd Place, NFC Central  
Head Coach: Jim Dooley

09/19	W	24-16	at N.Y. Giants	62,936
09/27	W	20-16	PHILADELPHIA	53,643
10/05	L	14-28	at Detroit	58,210
10/11	L	0-24	MINNESOTA	45,405
10/18	L	7-20	SAN DIEGO	45,278
10/25	L	10-16	DETROIT	45,632
11/01	W	23-14	at Atlanta	58,850
11/08	L	16-37	SAN FRANCISCO	45,607
11/15	L	19-20	at Green Bay	56,263
11/22	W	31-13	BUFFALO	41,015
11/29	L	20-21	at Baltimore	60,240
12/05	L	13-16	at Minnesota	47,900
12/13	W	35-17	GREEN BAY	44,957
12/20	W	24-3	at New Orleans	63,518

BEARS		OPP	
TOTAL FIRST DOWNS	179	234	
Rushing	83	83	
Passing	76	133	
Penalty	20	18	
3rd Down: Made/Att	NA	NA	
3rd Down Pct.	NA	NA	
4th Down: Made/Att	NA	NA	
4th Down Pct.	NA	NA	
TOTAL NET YARDS	3265	4067	
Avg. Per Game	233.2	290.5	
Total Plays	808	895	
Avg. Per Play	4.0	4.5	
NET YARDS RUSHING	1092	1471	
Avg. Per Game	78.0	105.1	
Total Rushes	353	459	
NET YARDS PASSING	2173	2596	
Avg. Per Game	135.9	171.7	
Sacked/Yards Lost	33/258	42/329	
Gross Yards	2431	2925	
Att./Comp.	422/210	394/233	
Completion Pct.	49.8	59.1	
Had Intercepted	23	17	
PUNTS/AVERAGE	84/40.8	87/37.6	
NET PUNTING AVG.	NA	NA	
PENALTIES/YARDS	NA	NA	
FUMBLES/BALL LOST	29/14	27/13	
TOUCHDOWNS	28	31	
Rushing	3	11	
Passing	21	18	
Returns	4	2	

PASSING	Att	Cmp	Yds	Cmp%	Yd/Att	TD	TD%	Int	Lg	Sack/Lost	Rating
Concannon	385	194	2130	50.4	5.55	16	4.2	18	4.7	69	24/206
Douglass	30	12	218	40.0	7.27	4	13.3	3	10.0	53	7/46
Green	2	2	37	100.0	18.50	0	0.0	0	0.0	34	0/0
Bull	4	2	46	50.0	11.50	1	25.0	1	25.0	34	0/0
Nix	1	0	0	0.0	0.00	0	0.0	1	100.0	0	1/2
Lyle	0	0	0	0.0	0.00	0	0.0	0	0.0	0	1/4
BEARS	422	210	2431	49.8	5.76	21	5.0	23	5.5	69t	33/258
OPPONENTS	394	233	2925	59.1	7.42	18	4.6	17	4.3	79t	42/329

Score by Period	1	2	3	4	Tot
BEARS	82	57	37	73	256
OPPONENTS	48	60	82	78	261

SCORING	TDs: Ru-Pa-R	K-PAT	FG	S	Pts
Percival	0	0	0	0	28/28 20/34 0 88
Gordon	13	0	13	0	0 78
Seymour	4	0	4	0	0 24
Turner	4	0	0	4	0 24
Concannon	2	2	0	0	0 12
Farmer	2	0	2	0	0 12
Coady	1	0	1	0	0 6
Ogden	1	0	1	0	0 6
Shy	1	1	0	0	0 6
BEARS	28	3	21	4	28/28 20/34 0 256
OPPONENTS	31	11	18	2	27/27 16/29 0 261

RUSHING	No	Yds	Avg	Lg	TD
Montgomery	62	229	3.7	38	0
Shy	79	227	2.9	45	1
Bull	68	214	3.2	28	0
Concannon	42	136	3.2	16	2
Hull	32	99	3.1	13	0
Baynham	26	68	2.6	9	0
Sayers	23	52	2.3	15	0
Kurek	6	24	4.0	11	0
Douglass	7	22	3.1	7	0
Gordon	4	17	4.3	7	0
Green	1	7	7.0	7	0
Turner	3	-3	-1.0	0	0
BEARS	353	1092	3.1	45	3
OPPONENTS	459	1471	3.2	23	11

RECEIVING	No	Yds	Avg	Lg	TD
Gordon	71	1026	14.5	69t	13
Farmer	31	496	16.0	60	2
Wallace	15	160	10.7	33	0
Montgomery	14	75	5.4	17	0
Bull	13	60	4.6	17	0
Hull	13	44	3.4	17	0
Baynham	12	43	3.6	13	0
Shy	10	149	14.9	64	0
Hester	7	54	7.7	16	0
Seymour	6	145	24.2	53	4
Coady	6	44	7.3	14	1
Cole	3	47	15.7	34	0
Kurek	3	11	3.7	5	0
Turner	2	43	21.5	34	0
Ogden	1	6	6.0	6	1
Percival	1	19	19.0	19	0
Lyle	1	5	5.0	5	0
Sayers	1	-6	-6.0	-6	0
BEARS	210	2431	10.3	69t	21
OPPONENTS	233	2925	11.1	79t	18

PASSING	Att	Cmp	Yds	Cmp%	Yd/Att	TD	TD%	Int	Lg	Sack/Lost	Rating
Concannon	385	194	2130	50.4	5.55	16	4.2	18	4.7	69	24/206
Douglass	30	12	218	40.0	7.27	4	13.3	3	10.0	53	7/46
Green	2	2	37	100.0	18.50	0	0.0	0	0.0	34	0/0
Bull	4	2	46	50.0	11.50	1	25.0	1	25.0	34	0/0
Nix	1	0	0	0.0	0.00	0	0.0	1	100.0	0	1/2
Lyle	0	0	0	0.0	0.00	0	0.0	0	0.0	0	1/4
BEARS	422	210	2431	49.8	5.76	21	5.0	23	5.5	69t	33/258
OPPONENTS	394	233	2925	59.1	7.42	18	4.6	17	4.3	79t	42/329

PUNTING	No	Yds	Avg	Net	TB	In	Lg	B
Green	83	3395	40.9	Incomplete	16	0	56	0
Lyle	1	29	29.0	Incomplete	29	0	29	0
BEARS	84	3424	40.8	Incomplete	56	0	56	0
OPPONENTS	87	3271	37.6	Incomplete	62	0	62	0

INTS	No	Yds	Avg	Lg	TD
Buffone	4	33	8.3	16	0
Butkus	3	0	0.0	0	0
Taylor	2	18	9.0	18	0
Brupbacher	2	17	8.5	7	0
Clark	1	32	32.0	32	0
Davis	1	0	0.0	0	0
McRae	1	0	0.0	0	0
Seals	1	0	0.0	0	0
BEARS	17	100	5.9	32	0
OPPONENTS	23	NA	NA	43	1

KO RETURNS	No	Yds	Avg	Lg	TD
Smith	28	651	23.2	46	0
Turner	23	752	32.7	96t	4
Montgomery	4	69	17.3	21	0
Butkus	1	0	0.0	0	0
BEARS	56	1472	26.3	96	4
OPPONENTS	47	935	19.9	32	0

PUNT RET.	Ret	FC	Yds	Avg	Lg	TD
Smith	33	1	128	3.9	15	0
Cole14	1	83	5.9	15	0	0
Lyle	9	3	37	4.1	10	0
Turner	1	0	0	0.0	0	0
BEARS	57	5	246	4.3	15	0
OPPONENTS	40	NA	268	6.7	76	0

FGs	1-19	20-29	30-39	40-49	50+
Percival	4/	5/	9/	1/	1/
BEARS	4/	5/	9/	1/	1/
OPPONENTS	2/	5/	2/	7/	0/
Percival:	28,17,36,11,30,47,31,36,37,19,23,38,13,31,37,28,27,33,24,50				
OPPONENTS:	25,20,45,42,22,43,49,31,40,17,49,21,23,10,32,47				

DEFENSE	(Top 10)	T	S	A	FF	FR	PD	Sa	Int
Butkus	132	48	84	NA	2	NA	0	0	3
Buffone	90	40	50	NA	0	NA	0	0	4
Caffey	82	41	41	NA	0	NA	0	0	4
Holman	79	31	48	NA	0	NA	12	0	1
Seals	54	22	32	NA	1	NA	5	0	1
Clark	44	18	26	NA	0	NA	0	0	1
Staley	42	6	36	NA	0	NA	7	0	0
McRae	37	10	27	NA	0	NA	0	0	1
Daniels	33	14	19	NA	0	NA	0	0	0
O'Bradovich	27	19	8	NA	0	NA	8	0	0
SACKS:	Holman 12.0, O'Bradovich 8.0, Staley 7.0, Seals 5.0								
TEAM	42.0, OPPONENTS	33.0							

USUAL STARTERS

Offense	Defense
WR.....Dick Gordon	RE.....Ed O'Bradovich
LT.....Randy Jackson	RT.....Bill Staley
LG.....Glen Holloway	LE.....George Seals
C.....Bob Hyland	LT.....Willie Holman
RG.....James Cadlie	WLB.....Lee Roy Caffey
RT.....Wayne Mass	MLB.....Dick Butkus
TE.....Rich Coady	SLB.....Doug Buffone
WR.....George Farmer	RCB.....Joe Taylor
QB.....Jack Concannon	LCB.....Bennie McRae
RB.....Ross Montgomery	SS.....Phil Clark
FB.....Ronnie Bull	FS.....Dick Daniels

RANKINGS

Team Stats	Bears	Avg
Total Yards	3265	233.2
Rushing Yards	1092	78.0
Passing Yards	2173	155.2
Points Scored	256	18.3
Opp		Avg
Total Yards	4067	290.5
Rushing Yards	1471	105.1
Passing Yards	2596	185.4
Points Scored	261	18.6

1971 CHICAGO BEARS STATISTICS

Record: 6-8, .429

3rd Place, NFC Central

Head Coach: Jim Dooley

09/19	W	17-15	PITTSBURGH	55,049
09/26	W	20-17	at Minnesota	47,900
10/03	L	3-17	at L.A. Rams	66,957
10/10	W	35-14	NEW ORLEANS	55,049
10/17	L	0-13	at San Francisco	44,133
10/24	W	28-23	at Detroit	54,418
10/31	W	23-19	DALLAS	55,049
11/07	L	14-17	GREEN BAY	55,049
11/14	W	16-15	WASHINGTON	55,049
11/21	L	3-28	DETROIT	55,049
11/29	L	3-34	at Miami	75,312
12/05	L	3-6	at Denver	51,200
12/12	L	10-31	at Green Bay	56,263
12/19	L	10-27	MINNESOTA	55,049

	Bears		Opp.			
TOTAL FIRST DOWNS	189		234			
Rushing	75		99			
Passing	99		117			
Penalty	15		18			
3rd Down: Made/Att	NA		NA			
3rd Down Pct.	NA		NA			
4th Down: Made/Att	NA		NA			
4th Down Pct.	NA		NA			
TOTAL NET YARDS	3336		4520			
Avg. Per Game	238.3		322.9			
Total Plays	857		899			
Avg. Per Play	3.9		5.0			
NET YARDS RUSHING	1434		2116			
Avg. Per Game	102.4		151.4			
Total Rushes	365		509			
NET YARDS PASSING	1902		2404			
Avg. Per Game	135.9		171.7			
Sacked/Yards Lost	49/392		28/203			
Gross Yards	2294		2607			
Att./Comp.	443/186		362/192			
Completion Pct.	41.9		53.0			
Had Intercepted	28		22			
PUNTS/AVERAGE	77/40.1		66/40.8			
NET PUNTING AVG.	NA		NA			
PENALTIES/YARDS	78/746		78/819			
FUMBLES/BALL LOST	28/18		36/23			
TOUCHDOWNS	20		29			
Rushing	6		14			
Passing	12		12			
Returns	2		3			
PASSING	Att	Cmp	Yds	Cmp%	Yd/Att	TD
Douglass	225	91	1164	40.4	5.17	5
Nix	137	51	760	37.2	5.55	6
Concannon	77	42	334	54.5	4.34	0
Shy	1	1	23	100.0	23.00	1
Green	2	1	13	50.0	6.50	0
Wallace	1	0	0	0.0	0.00	0
BEARS	443	186	2294	41.9	5.18	12
OPPONENTS	362	192	2607	53.0	7.20	12

Score by Period	1	2	3	4	Tot
BEARS	34	57	25	69	185
OPPONENTS	63	96	60	57	276

SCORING	TDs	Ru	Pa	R	K	PAT	FG	S	Pts
Percival	0	0	0	0	18/18	15/33	0	63	
Farmer	5	0	0	0			0	30	
Gordon	5	0	0	0			0	30	
Douglass*	3	3	0	0	1		0	19	
Shy	2	2	0	0			0	12	
Wallace	2	0	2	0			0	12	
Pinder	1	1	0	0			0	6	
Brupbacher	1	0	0	1			0	6	
Seals	1	0	0	1			0	6	
Butkus**	0	0	0	0	1		0	1	
BEARS	20	6	12	2	20/20	15/33	0	185	
OPPONENTS	29	14	12	3	28/29	24/39	1	276	

\*Douglass conversion on a run

\*\*Butkus conversion on pass from Douglass

RUSHING	No	Yds	Avg	Lg	TD
Shy	116	420	3.6	21t	2
Pinder	63	311	4.9	40t	1
Douglass	39	284	7.0	30	3
Grabowski	51	149	2.9	9	0
Jo. Moore	29	90	3.1	12	0
Tucker	32	82	2.6	21	0
Sayers	13	38	2.9	9	0
Buffone	1	19	19.0	19	0
Harrison	5	13	2.6	12	0
Nix	9	12	1.3	14	0
Farmer	1	11	11.0	11	0
Concannon	5	5	1.0	2	0
Wallace	1	0	0.0	0	0
BEARS	365	1434	3.9	40t	6
OPPONENTS	509	2116	4.1	52	14

RECEIVING	No	Yds	Avg	Lg	TD
Farmer	46	737	16.0	64	5
Gordon	43	610	14.2	45	5
Wallace	27	400	14.8	58	2
Shy	19	163	8.6	25	0
Grabowski	17	100	5.9	25	0
Tucker	11	65	5.9	21	0
Pinder	10	51	5.1	14	0
Seymour	5	75	15.0	21	0
Thomas	3	40	13.3	28	0
Jo. Moore	2	22	11.0	18	0
Harrison	2	18	9.0	12	0
Turner	1	13	13.0	13	0
BEARS	186	2294	12.3	64	12
OPPONENTS	192	2607	13.6	77t	12

	TD%	Int	Int%	Lg	Sack/Lost	Rating
Douglass	2.2	15	6.7	64	30/235	37.0
Nix	4.4	10	7.3	41	10/91	40.4
Concannon	0.0	3	3.9	28	8/61	49.4
Shy	0.0	0	0.0	23t	1/5	158.3
Green	0.0	0	0.0	13	0/0	70.8
Wallace	0.0	0	0.0	0	0/0	39.6
BEARS	2.7	28	6.3	64	49/392	41.3
OPPONENTS	3.3	22	6.1	77	28/203	62.0

PUNTING	No	Yds	Avg	Net	TB	In	Lg	B
Green	77	3095	40.2	Incomplete	60	0		
BEARS	77	3095	40.2	Incomplete	60	0		
OPPONENTS	66	2693	40.8	Incomplete	60	0		

INTS	No	Yds	Avg	Lg	TD
Ford	5	46	9.2	24	0
Butkus	4	9	2.3	9	0
Taylor	3	69	23.0	39	0
Smith	3	48	16.0	27	0
Buffone	2	27	13.5	18	0
Brupbacher	2	34	17.0	34	0
Lyle	1	29	29.0	29	0
Gunn	1	5	5.0	5	0
Jeter	1	0	0.0	0	0
BEARS	22	267	12.1	39	0
OPPONENTS	28	465	16.6	89	1

KO RETURNS	No	Yds	Avg	Lg	TD
Turner	31	639	20.6	40	0
Smith	26	671	25.8	41	0
Butkus	2	15	7.5	12	0
BEARS	59	1325	22.5	41	0
OPPONENTS	32	818	25.6	102t	1

PUNT RET.	Ret	FC	Yds	Avg	Lg	TD
Smith	26	4	194	7.5	43	0
Turner	9	5	63	7.0	21	0
Lyle	1	0	5	5.0	5	0
BEARS	36	9	262	7.4	43	0
OPPONENTS	31	22	172	5.5	38	0

FGs	1-19	20-29	30-39	40-49	50+
Percival	4/	1/	5/	5/	0/
BEARS	4/	1/	5/	5/	0/
OPPONENTS	6/	9/	6/	3/	0/
Percival:	33.45,45,36,44,38,35,15,42,9,41,153				

41,22,22  
OPPONENTS: 32.29,42.14,23.9,15,28,49,29,10,22,30,12,37,9,27,43,35,37,33,27,25,27

DEFENSE	(Top 10)	T	S	A	FF	FR	PD	Sa	Int
Butkus	117	68	49	3	3	NA	1.0	4	
Holman	79	38	41	5	2	NA	9.0	0	
Buffone	76	67	9	2	1	NA	1.0	2	
Seals	74	59	15	0	1	NA	8.0	0	
Brupbacher	61	50	11	3	3	NA	0.0	2	
Smith	51	26	25	2	1	NA	0.0	3	
O'Bradovich	49	30	19	2	1	NA	7.0	0	
Ford	47	26	21	2	1	NA	0.0	5	
Taylor	47	13	34	0	1	NA	0.0	3	
Staley	37	20	17	0	1	NA	0.0	0	
SACKS:	Holman 9.0, Seals 8.0, O'Bradovich 7.0, McGee 2.0, Buffone 1.0, Butkus 1.0								
TEAM	28.0, OPPONENTS 49.0								

USUAL STARTERS									
Offense					Defense				
WR.....	Dick Gordon	RE.....	Ed O'Bradovich		RT.....	Bill Staley			
LT.....	Randy Jackson	LT.....	George Seals		LE.....	Willie Holman			
LG.....	Glen Holloway	WLB.....	Ross Brupbacher		MLB.....	Dick Butkus			
C.....	Rich Coady	SLB.....	Doug Buffone		RCB.....	Joe Taylor			
RG.....	James Cadlie	LCB.....	Charlie Ford		SS.....	Ron Smith			
RT.....	Steve Wright	FS.....	Jerry Moore						
TE.....	Bob Wallace								
WR.....	George Farmer								
QB.....	Bobby Douglass								
RB.....	Don Shy								
FB.....	Jim Grabowski								

RANKINGS			
Team Stats	Bears	Avg	Rank
Total Yards.....	3336	238.3	24
Rushing Yards.....	1434	102.4	23
Passing Yards.....	1902	135.9	18
Points Scored.....	185	13.2	25
	Opp	Avg	Rank
Total Yards.....	4520	322.9	23
Rushing Yards.....	2116	151.6	19
Passing Yards.....	2404	171.7	20
Points Scored.....	276	19.7	12



## 1972 CHICAGO BEARS STATISTICS

**Record: 4-9-1, .321****4th Place, NFC Central****Head Coach: Abe Gibron**

09/17	L	21-37	ATLANTA	55,701
09/24	T	13-13	L.A. RAMS	55,701
10/01	L	24-38	DETROIT	55,701
10/08	L	17-20	at Green Bay	56,263
10/15	W	17-0	at Cleveland	72,339
10/23	W	13-10	MINNESOTA	55,701
10/29	W	27-10	at St. Louis	50,464
11/05	L	0-14	at Detroit	54,418
11/12	L	17-23	GREEN BAY	55,701
11/19	L	21-34	SAN FRANCISCO	55,701
11/26	L	3-13	CINCINNATI	55,701
12/03	L	10-23	at Minnesota	49,784
12/10	W	21-12	at Philadelphia	65,720
12/17	L	21-28	at Oakland	54,711

		<b>Bears</b>	<b>Opp.</b>
<b>TOTAL FIRST DOWNS</b>		<b>190</b>	<b>224</b>
Rushing		124	96
Passing		54	108
Penalty		12	20
3rd Down: Made/Att		62/181	76/192
3rd Down Pct.		34.3	39.6
4th Down: Made/Att		NA	NA
4th Down Pct.		NA	NA
<b>TOTAL NET YARDS</b>		<b>3468</b>	<b>3923</b>
Avg. Per Game		247.7	280.2
Total Plays		773	841
Avg. Per Play		4.5	4.7
<b>NET YARDS RUSHING</b>		<b>2360</b>	<b>1751</b>
Avg. Per Game		168.6	125.1
Total Rushes		536	476
<b>NET YARDS PASSING</b>		<b>1108</b>	<b>2172</b>
Avg. Per Game		79.1	155.1
Sacked/Yards Lost		32/175	23/173
Gross Yards		1283	2345
Att./Comp.		205/78	342/180
Completion Pct.		38.0	52.6
Had Intercepted		13	21
<b>PUNTS/AVERAGE</b>		<b>67/41.2</b>	<b>62/41.2</b>
<b>NET PUNTING AVG.</b>		<b>NA</b>	<b>NA</b>
<b>PENALTIES/YARDS</b>		<b>74/574</b>	<b>69/644</b>
<b>FUMBLES/BALL LOST</b>		<b>40/22</b>	<b>37/14</b>
<b>TOUCHDOWNS</b>		<b>27</b>	<b>31</b>
Rushing		15	11
Passing		9	16
Returns		3	4

PASSING	Att	Cmp	Yds	Cmp%	Yd/Att	TD	TD%	Int	Int%	Lg	Sack/Lost	Rating
Douglass	198	75	1246	37.9	6.29	9	4.5	12	6.1	85t	32/175	49.8
Green	2	1	23	50.0	11.50	0	0.0	1	50.0	23	0/0	52.1
Huarte	5	2	14	40.0	2.80	0	0.0	0	0.0	8	0/0	47.9
BEARS	205	78	1283	38.0	6.26	9	4.4	13	6.3	85t	32/175	48.1
OPPONENTS	342	180	2345	52.6	6.86	16	4.7	21	6.1	64t	23/173	64.5

<b>Score by Period</b>	<b>1</b>	<b>2</b>	<b>3</b>	<b>4</b>	<b>Tot</b>
BEARS	35	43	54	93	225
OPPONENTS	76	100	53	46	275

<b>SCORING</b>	<b>TDs</b>	<b>Ru</b>	<b>Pa</b>	<b>R</b>	<b>K</b>	<b>P</b>	<b>FG</b>	<b>S</b>	<b>Pts</b>
Percival	0	0	0	0	0	26/26	12/24	0	62
Douglass	8	8	0	0	0	0	0	0	48
Thomas	4	0	3	1	0	0	0	0	24
Harrison	3	2	1	0	0	0	0	0	18
Pinder	3	3	0	0	0	0	0	0	18
Farmer	2	0	2	0	0	0	0	0	12
Parsons	1	0	1	0	0	0	0	0	6
Seymour	1	0	1	0	0	0	0	0	6
Lawson	1	1	0	0	0	0	0	0	6
Kosins	1	0	1	0	0	0	0	0	6
Smith	1	0	0	1	0	0	0	0	6
Shy	1	1	0	0	0	0	0	0	6
Brupbacher	1	0	0	1	0	0	0	0	6
Butkus*	0	0	0	0	1	0	0	0	1

<b>BEARS</b>	<b>27</b>	<b>15</b>	<b>9</b>	<b>3</b>	<b>27/27</b>	<b>12/24</b>	<b>0</b>	<b>225</b>
<b>OPPONENTS</b>	<b>31</b>	<b>11</b>	<b>16</b>	<b>4</b>	<b>30/31</b>	<b>19/26</b>	<b>1</b>	<b>275</b>

\*Butkus conversion on pass from Douglass

<b>RUSHING</b>	<b>No</b>	<b>Yds</b>	<b>Avg</b>	<b>Lg</b>	<b>TD</b>
Douglass	141	968	6.9	75t	8
Harrison	167	622	3.7	19	2
Shy	91	342	3.8	22	1
Pinder	87	300	3.4	19	3
Lawson	33	106	3.2	14	1
Butkus	1	28	28.0	28	0
Thomas	5	13	2.6	8	0
Kosins	3	5	1.7	3	0
Turner	3	0	0.0	11	0
Parsons	1	0	0.0	0	0
Huarte	1	-2	-2.0	-2	0
Seymour	1	-9	-9.0	-9	0
Farmer	2	-13	-6.5	-2	0
<b>BEARS</b>	<b>536</b>	<b>2360</b>	<b>4.4</b>	<b>75t</b>	<b>15</b>
<b>OPPONENTS</b>	<b>476</b>	<b>1751</b>	<b>3.7</b>	<b>45t</b>	<b>11</b>

<b>RECEIVING</b>	<b>No</b>	<b>Yds</b>	<b>Avg</b>	<b>Lg</b>	<b>TD</b>
Thomas	20	365	18.3	44	3
Farmer	14	390	27.1	85t	2
Seymour	10	165	16.5	35t	1
Shy	10	109	10.9	28	0
Lawson	8	120	15.0	40	0
Harrison	8	30	3.8	20	1
Turner	3	71	23.7	36	0
Kosins	2	15	7.5	8	1
Pinder	1	13	13.0	13	0
Wallace	1	9	9.0	9	0
Parsons	1	6	6.0	6t	1
<b>BEARS</b>	<b>78</b>	<b>1283</b>	<b>16.5</b>	<b>85t</b>	<b>9</b>
<b>OPPONENTS</b>	<b>180</b>	<b>2345</b>	<b>13.0</b>	<b>64t</b>	<b>16</b>

<b>PUNTING</b>	<b>No</b>	<b>Yds</b>	<b>Avg</b>	<b>Net</b>	<b>TB</b>	<b>In</b>	<b>Lg</b>	<b>B</b>
Green	67	2758	41.2	Incomplete	58	0		
<b>BEARS</b>	<b>67</b>	<b>2758</b>	<b>41.2</b>	<b>Incomplete</b>	<b>58</b>	<b>0</b>		
<b>OPPONENTS</b>	<b>62</b>	<b>2668</b>	<b>43.0</b>	<b>Incomplete</b>	<b>64</b>	<b>1</b>		

<b>INTS</b>	<b>No</b>	<b>Yds</b>	<b>Avg</b>	<b>Lg</b>	<b>TD</b>
Ford	7	104	14.9	43	0
Taylor	4	0	0.0	0	0
Butkus	2	19	9.5	14	0
Jeter	2	0	0.0	0	0
Lyle	2	52	26.0	35	0
Buffone	1	0	0.0	0	0
Brupbacher	1	11	11.0	11	0
Je. Moore	1	5	5.0	5	0
Smith	1	2	2.0	2	0
<b>BEARS</b>	<b>21</b>	<b>193</b>	<b>9.2</b>	<b>43</b>	<b>0</b>
<b>OPPONENTS</b>	<b>13</b>	<b>104</b>	<b>8.0</b>	<b>NA</b>	<b>1</b>

<b>KO RETURNS</b>	<b>No</b>	<b>Yds</b>	<b>Avg</b>	<b>Lg</b>	<b>TD</b>
Smith	30	924	30.8	94t	1
Turner	16	409	25.6	57	0
Clemons	2	53	26.5	27	0
Holloway	1	28	28.0	28	0
Butkus	1	15	15.0	15	0
Pinder	1	14	14.0	14	0
Horton	1	3	3.0	3	0
Thomas*	0	82	0.0	82t	1
<b>BEARS</b>	<b>52</b>	<b>1528</b>	<b>29.4</b>	<b>94t</b>	<b>2</b>
<b>OPPONENTS</b>	<b>42</b>	<b>1025</b>	<b>24.4</b>	<b>89</b>	<b>0</b>

\*Thomas took handoff from Smith at STL (10/29)

<b>PUNT RET.</b>	<b>Ret</b>	<b>Fc</b>	<b>Yds</b>	<b>Avg</b>	<b>Lg</b>	<b>TD</b>
Smith	26	3	163	6.3	29	0
Clemons	2	3	15	7.5	10	0
<b>BEARS</b>	<b>28</b>	<b>6</b>	<b>178</b>	<b>6.4</b>	<b>29</b>	<b>0</b>
<b>OPPONENTS</b>	<b>24</b>	<b>26</b>	<b>126</b>	<b>5.3</b>	<b>32</b>	<b>0</b>

<b>FGs</b>	<b>1-19</b>	<b>20-29</b>	<b>30-39</b>	<b>40-49</b>	<b>50+</b>
Percival	6/6	3/4	2/4	1/9	0/1
<b>BEARS</b>	<b>6/6</b>	<b>3/4</b>	<b>2/4</b>	<b>1/9</b>	<b>0/1</b>
<b>OPPONENTS</b>	<b>4/4</b>	<b>7/8</b>	<b>6/8</b>	<b>1/3</b>	<b>1/2</b>
<b>Percival:()</b> (45N,19G,45G)(15G,41N)(12G,48N,51N)(8G)(21G,20G)(30N,12G,32G)(32N,49N)(45N,38G)(48N)(9G)(45N,27G)()(23N,46N)					
<b>OPPONENTS:</b> (22G,39G,36G)(20G,45G,47N)(35G)(26G,34N,37G)()(21G,27N)(15G)()(51G,21G,21G)()(14G,39N,39G)(9G,14G,14G,30N)(33G,43N,54N)()					

<b>DEFENSE</b>		<b>T</b>	<b>S</b>	<b>A</b>	<b>FF</b>	<b>FR</b>	<b>PD</b>	<b>Sa</b>	<b>Int</b>
<b>(Top 10)</b>									
Butkus	190	106	84	NA	4	NA	1.0	2	
Buffone	158	96	62	NA	0	NA	1.0	1	
Brupbacher	122	66	56	NA	1	NA	3.0	1	
Osborne	82	54	28	NA	2	NA	5.0	0	
Ford	64	50	14	NA	1	NA	1.0	7	
Smith	58	44	14	NA	0	NA	0.0	1	
McGee	72	39	33	NA	0	NA	2.0	0	
Taylor	45	38	7	NA	0	NA	0.0	4	
Rice	53	34	19	NA	1	NA	3.0	0	
DeLong	50	28	22	NA	0	NA	3.0	0	
<b>SACKS:</b> Osborne 5.0, Brupbacher 3.0, DeLong 3.0, Rice 3.0, Gunn 2.0, Horton 2.0, McGee 2.0, Buffone 1.0, Butkus 1.0, Line 1.0									
<b>TEAM 23.0, OPPONENTS 32.0</b>									

<b>USUAL STARTERS</b>									
<b>Offense</b>					<b>Defense</b>				
WR.....	Jim Seymour	RE.....	Steve DeLong		RT.....	Bill Line			
LT.....	Randy Jackson	LT.....	Jim Osborne		LE.....	Tony McGee			
LG.....	Glen Holloway	WLB.....	Ross Brupbacher		MLB.....	Dick Butkus			
C.....	Rich Coady	SLB.....	Doug Buffone		RCB.....	Joe Taylor			
RG.....	Bob Newton	LCB.....	Charlie Ford		SS.....	Ron Smith			
RT.....	Bob Asher	FS.....	Jerry Moore						
TE.....	Earl Thomas								
WR.....	George Farmer								
QB.....	Bobby Douglass								
RB.....	Cyril Pinder/Don Shy								
FB.....	Jim Harrison								

<b>RANKINGS</b>			
<b>Team Stats</b>	<b>Bears</b>	<b>Avg</b>	<b>Rank</b>
Total Yards.....	3468.....	247.7.....	23
Rushing Yards.....	2360.....	168.6.....	4
Passing Yards.....	1108.....	79.1.....	21
Points Scored.....	225.....	16.1.....	26
<b>Opp Avg Rank</b>			
Total Yards.....	3923.....	280.2.....	13
Rushing Yards.....	1751.....	125.1.....	8
Passing Yards.....	2172.....	155.1.....	11
Points Scored.....	275.....	19.6.....	15



1973 CHICAGO BEARS STATISTICS

Record: 3-11, .214  
4th Place, NFC Central  
Head Coach: Abe Gibron

09/16	L	17-20	DALLAS	50,955
09/23	L	13-22	MINNESOTA	52,035
09/30	W	33-14	at Denver	51,159
10/07	L	16-21	at New Orleans	56,561
10/14	L	6-46	at Atlanta	47,342
10/21	L	10-13	NEW ENGLAND	47,643
10/28	W	35-14	HOUSTON	43,755
11/04	W	31-17	at Green Bay	53,231
11/12	L	7-19	at Kansas City	70,664
11/18	L	7-30	DETROIT	48,625
11/25	L	13-31	at Minnesota	46,430
12/02	L	0-26	L.A. RAMS	47,620
12/09	L	7-40	at Detroit	41,729
12/16	L	0-21	GREEN BAY	29,157

	Bears	Opp
<b>TOTAL FIRST DOWNS</b>	<b>193</b>	<b>247</b>
Rushing	97	138
Passing	77	90
Penalty	19	19
3rd Down: Made/Att	68/209	64/196
3rd Down Pct.	32.5	32.7
4th Down: Made/Att	NA	NA
4th Down Pct.	NA	NA
<b>TOTAL NET YARDS</b>	<b>3129</b>	<b>4183</b>
Avg. Per Game	223.5	298.8
Total Plays	848	898
Avg. Per Play	3.7	4.7
<b>NET YARDS RUSHING</b>	<b>1907</b>	<b>2509</b>
Avg. Per Game	136.2	179.2
Total Rushes	496	563
<b>NET YARDS PASSING</b>	<b>1222</b>	<b>1674</b>
Avg. Per Game	87.3	119.6
Sacked/Yards Lost	49/395	32/304
Gross Yards	1617	1978
Att./Comp.	303/136	303/156
Completion Pct.	44.9	51.5
Had Intercepted	16	14
<b>PUNTS/AVERAGE</b>	<b>86/39.8</b>	<b>66/40.5</b>
<b>NET PUNTING AVG.</b>	<b>NA</b>	<b>NA</b>
<b>PENALTIES/YARDS</b>	<b>86/817</b>	<b>77/672</b>
<b>FUMBLES/BALL LOST</b>	<b>40/27</b>	<b>35/19</b>
<b>TOUCHDOWNS</b>	<b>22</b>	<b>37</b>
Rushing	11	19
Passing	8	17
Returns	3	1

PASSING	Att	Cmp	Yds	Cmp%	Yd/Att	TD	Int	Int%	Lg	Sack/Lost	Rating	
Douglass	174	81	1057	46.6	6.07	5	2.9	7	4.0	63	27/215	59.0
Hill	1	1	35	100.0	35.00	0	0.0	0	0.0	35	0/0	118.8
Huff	126	54	525	42.9	4.17	3	2.4	8	6.3	29t	22/180	36.6
Garrett	1	0	0	0.0	0.00	0	0.0	0	0.0	0	0/0	39.6
Thomas	1	0	0	0.0	0.00	0	0.0	1	100.0	0	0/0	0.0
BEARS	303	136	1617	44.9	5.34	8	2.6	16	5.3	63	49/395	48.5
OPPONENTS	303	156	1978	51.5	6.53	17	5.6	14	4.6	54t	32/304	71.6

Score by Period	1	2	3	4	Tot
BEARS	40	50	58	47	201
OPPONENTS	50	120	75	89	334

SCORING	TDs: Ru-Pa-R	K-PAT	FG	S	Pts			
Roder	0	0	0	11/11	8/16	0	35	
Douglass	5	5	0	0	0	30		
Garrett	5	5	0	0	0	30		
Percival	0	0	0	10/11	6/8	0	28	
Thomas	4	0	4	0	0	24		
Harrison	3	1	2	0	0	18		
Hill	2	0	0	2	0	12		
Butkus	1	0	0	1	0	6		
Farmer	1	0	1	0	0	6		
Parsons	1	0	1	0	0	6		
BEARS	22	11	8	3	21/22	14/24	0	195
OPPONENTS	37	19	17	1	35/37	25/38	1	334

RUSHING	No	Yds	Avg	Lg	TD
Garrett	175	655	3.8	35	5
Douglass	94	525	5.6	42	5
Harrison	100	370	3.7	17	1
Moore	58	191	3.3	25	0
Lawson	24	70	2.9	12	0
Kosins	24	65	2.7	7	0
Huff	11	22	2.0	8	0
Farmer	1	8	8.0	8	0
Sanderson	3	8	2.7	6	0
Thomas	1	5	5.0	5	0
Parsons	2	2	1.0	5	0
Hill	3	-14	-4.7	5	0
<b>BEARS</b>	<b>496</b>	<b>1907</b>	<b>3.8</b>	<b>42</b>	<b>11</b>
<b>OPPONENTS</b>	<b>563</b>	<b>2509</b>	<b>4.5</b>	<b>53</b>	<b>19</b>

RECEIVING	No	Yds	Avg	Lg	TD
Thomas	24	343	14.3	38	4
Garrett	23	292	12.7	39	0
Harrison	21	200	9.5	44t	2
Farmer	15	219	14.6	25	1
Cotton	13	186	14.3	63	0
Hill	10	119	11.9	18	0
Lawson	9	60	6.7	21	0
Reynolds	7	127	18.1	30	0
Sanderson	5	23	4.6	9	0
Kosins	4	8	2.0	10	0
Moore	3	17	5.7	6	0
Parsons	2	23	11.5	17	1
<b>BEARS</b>	<b>136</b>	<b>1617</b>	<b>11.9</b>	<b>63</b>	<b>8</b>
<b>OPPONENTS</b>	<b>156</b>	<b>1978</b>	<b>12.7</b>	<b>54t</b>	<b>17</b>

PUNTING	No	Yds	Avg	Net	TB	In	Lg	B
Green	82	3321	40.5	Incomplete	62	0		
Parsons	4	106	26.5	Incomplete	33	0		
<b>BEARS</b>	<b>86</b>	<b>3427</b>	<b>39.8</b>	<b>Incomplete</b>	<b>62</b>	<b>0</b>		
<b>OPPONENTS</b>	<b>66</b>	<b>2671</b>	<b>40.5</b>	<b>Incomplete</b>	<b>63</b>	<b>0</b>		

INTS	No	Yds	Avg	Lg	TD
Lyle	5	62	12.4	24	0
Buffone	3	22	7.3	22	0
Ford	2	50	25.0	41	0
Clemons	2	30	15.0	30	0
Butkus	1	0	0.0	0	0
Ellis1	12	12.0	12	0	0
<b>BEARS</b>	<b>14</b>	<b>176</b>	<b>12.6</b>	<b>41</b>	<b>0</b>
<b>OPPONENTS</b>	<b>16</b>	<b>335</b>	<b>20.9</b>	<b>95t</b>	<b>1</b>

KO RETURNS	No	Yds	Avg	Lg	TD
Hill	27	637	23.6	95t	1
Garrett	16	486	30.4	67	0
Turner	8	127	15.9	84	0
Sanderson	2	44	22.0	25	0
Cotton	2	15	7.5	13	0
Parsons	2	15	7.5	15	0
Thomas*	0	12	0.0	12	0
Holloway	1	8	8.0	8	0
Osborne	1	0	0.0	0	0
<b>BEARS</b>	<b>59</b>	<b>1344</b>	<b>22.8</b>	<b>95t</b>	<b>1</b>
<b>OPPONENTS</b>	<b>33</b>	<b>813</b>	<b>24.7</b>	<b>84</b>	<b>0</b>

\* Thomas took handoff from Hill at NO (10/7)

PUNT RET.	Ret	FC	Yds	Avg	Lg	TD
Hill	36	6	204	5.7	72	1
Moore	1	0	0	0.0	0	0
<b>BEARS</b>	<b>37</b>	<b>6</b>	<b>204</b>	<b>5.5</b>	<b>72</b>	<b>1</b>
<b>OPPONENTS</b>	<b>40</b>	<b>26</b>	<b>294</b>	<b>7.4</b>	<b>42</b>	<b>0</b>

FGs	1-19	20-29	30-39	40-49	50+
Percival	4/4	0/0	2/3	0/1	0/0
Roder	1/1	2/2	1/3	4/7	0/3
<b>BEARS</b>	<b>5/5</b>	<b>2/2</b>	<b>3/6</b>	<b>4/8</b>	<b>0/3</b>
<b>OPPONENTS</b>	<b>6/6</b>	<b>6/6</b>	<b>8/12</b>	<b>5/12</b>	<b>0/2</b>
Percival: (33G) (36N, 31G, 12G) (12G, 10G) (10G, 45N)					
Roder: (47N) (47G, 42G) (56N, 17G, 40G, 28G) (51N) (30G) (42N, 37N) (43G, 24G, 49B) (39N) (54N)					
<b>OPPONENTS:</b> (25G, 36B, 11G) (41G, 48N, 25G, 14G, 11G, 35G) (41N, 34N, 33N, 39N) (23G, 32G, 33G) (32G, 11G, 43N) (25G) (47G, 17G, 43G, 42G, 51N) (26G, 41N) (41G, 45N) (52N, 30G, 16G, 39G, 26G) (36G, 37G, 48N) (32N)					

DEFENSE	T	S	A	FF	FR	PD	Sa	Int
(Top 10)								
Chambers	132	101	31	NA	2	NA	9.0	0
Clemons	115	91	24	NA	1	NA	0.0	2
Buffone	102	83	19	NA	1	NA	1.0	3
Lyle	88	72	16	NA	1	NA	0.0	5
Butkus	90	64	26	NA	1	NA	0.0	1
Osborne	70	52	18	NA	1	NA	10.0	0
Rives	68	60	8	NA	1	NA	1.0	0
Taylor	67	54	13	NA	0	NA	0.0	0
McGee	61	48	13	NA	4	NA	1.0	0
Clark	54	43	11	NA	1	NA	0.0	0
<b>SACKS:</b> Osborne 10.0, Chambers 9.0, Tom 5.0, Hrivnak 2.0, Buffone 1.0, Gunn 1.0, Holman 1.0, McGee 1.0, Rice 1.0, Rives 1.0 <b>TEAM</b> 32.0,								
<b>OPPONENTS</b>	<b>49</b>	<b>0</b>	<b>0</b>	<b>0</b>	<b>0</b>	<b>0</b>	<b>0</b>	<b>0</b>

USUAL STARTERS											
Offense						Defense					
WR.....Earl Thomas						RE.....Mel Tom					
LT.....Randy Jackson						RT.....Wally Chambers					
LG.....Glen Holloway						LT.....Jim Osborne					
C.....Rich Coady						LE.....Tony McGee					
RG.....Bob Newton						WLB.....Bob Pfliferini					
RT.....Bob Asher						MLB.....Dick Butkus					
TE.....Craig Cotton						SLB.....Doug Buffone					
WR.....George Farmer						RCB.....Joe Taylor					
QB.....Bobby Douglass						LCB.....Charlie Ford					
RB.....Carl Garrett						SS.....Craig Clemons					
FB.....Jim Harrison						FS.....Garry Lyle					

RANKINGS			
Team Stats	Bears	Avg	Rank
Total Yards.....	3129	223.5	26
Rushing Yards.....	1907	136.2	15
Passing Yards.....	1222	87.3	24
Points Scored.....	195	13.9	24
	Opp	Avg	Rank
Total Yards.....	4183	298.8	17
Rushing Yards.....	2509	179.2	25
Passing Yards.....	1674	119.6	6
Points Scored.....	334	23.9	20

## 1974 CHICAGO BEARS STATISTICS

Record: 4-10, .286

4th Place, NFC Central

Head Coach: Abe Gbron

09/15 W	17-9	DETROIT	55,202
09/22 L	21-23	N.Y. JETS	55,753
09/29 L	7-11	at Minnesota	46,619
10/06 W	24-10	NEW ORLEANS	55,753
10/13 L	10-13	at Atlanta	58,850
10/21 W	10-9	GREEN BAY	55,753
10/27 L	6-16	at Buffalo	80,024
11/03 L	0-17	MINNESOTA	55,753
11/10 L	3-20	at Green Bay	48,273
11/17 L	0-34	SAN FRANCISCO	55,753
11/24 L	17-34	at Detroit	47,376
12/01 W	16-13	N.Y. GIANTS	55,753
12/08 L	21-28	at San Diego	36,997
12/15 L	0-42	at Washington	54,395

	Bears	Opp
<b>TOTAL FIRST DOWNS</b>	<b>203</b>	<b>231</b>
Rushing	92	104
Passing	96	102
Penalty	15	25
3rd Down Made/Att	66/218	68/203
3rd Down Pct.	30.3	33.5
4th Down Made/Att	NA	NA
4th Down Pct.	NA	NA
<b>TOTAL NET YARDS</b>	<b>3200</b>	<b>3818</b>
Avg. Per Game	228.6	272.7
Total Plays	866	873
Avg. Per Play	3.7	4.4
<b>NET YARDS RUSHING</b>	<b>1480</b>	<b>1739</b>
Avg. Per Game	105.7	123.6
Total Rushes	434	519
<b>NET YARDS PASSING</b>	<b>1720</b>	<b>2079</b>
Avg. Per Game	122.9	149.1
Sacked/Yards Lost	36/359	25/171
Gross Yards	2079	2250
Att./Comp.	396/185	329/174
Completion Pct.	46.7	52.9
Had Intercepted	22	18
<b>PUNTS/AVERAGE</b>	<b>91/37.9</b>	<b>77/38.5</b>
<b>NET PUNTING AVG.</b>	<b>88/37.0</b>	<b>77/32.2</b>
<b>PENALTIES/YARDS</b>	<b>88/679</b>	<b>74/601</b>
<b>FUMBLES/BALL LOST</b>	<b>35/15</b>	<b>28/14</b>
<b>TOUCHDOWNS</b>	<b>18</b>	<b>33</b>
Rushing	10	17
Passing	8	12
Returns	0	4

PASSING	Att	Cmp	Yds	Cmp%	Yd/Att	TD	TD%	Int%	Lg	Sack/Lost	Rating
Huff	283	142	1663	50.2	5.88	6	2.1	17	6.0	73t	24/260
Douglass	100	41	387	41.0	3.87	2	2.0	4	4.0	40	9/69
Barnes	9	2	29	22.2	3.22	0	0.0	1	11.1	24	3/30
Parsons	1	0	0	0.0	0.0	0	0.0	0	0.0	0	0/0
Hill	1	0	0	0.0	0.0	0	0.0	0	0.0	0	0/0
Hodgins	1	0	0	0.0	0.0	0	0.0	0	0.0	0	0/0
Rather	1	0	0	0.0	0.0	0	0.0	0	0.0	0	0/0
<b>BEARS</b>	<b>396</b>	<b>185</b>	<b>2079</b>	<b>46.7</b>	<b>5.25</b>	<b>8</b>	<b>2.0</b>	<b>22</b>	<b>5.6</b>	<b>73t</b>	<b>36/359</b>
<b>OPPONENTS</b>	<b>329</b>	<b>174</b>	<b>2250</b>	<b>52.9</b>	<b>6.84</b>	<b>12</b>	<b>3.6</b>	<b>18</b>	<b>5.5</b>	<b>69</b>	<b>25/171</b>

## USUAL STARTERS

Offense	Defense
WR.....Charles Wade	RE.....G. Hrivnak / M. Tom
LT.....Lionel Antoine	RT.....Wally Chambers
LG.....Ernie Janet	LE.....Jim Osborne
C.....Rich Coady	LT.....Dave Gallagher
RG.....Bob Newton	WLB.....Jimmy Gunn
RT.....Bob Asher	MLB.....D. Rives / W. Bryant
TE.....Fred Pagac	SLB.....Doug Buffone
WR.....Bo Rather	RCB.....Joe Taylor
QB.....Gary Huff	LCB.....Allan Ellis
RB.....Ken Grandberry	SS.....Craig Clemons
FB.....Perry Williams	FS.....Garry Lyle

Score by Period	1	2	3	4	OT	Tot
BEARS	40	27	34	51	0	152
OPPONENTS	44	102	49	84	0	279

## SCORING

TDs: Ru-Pa-R	K-PAT	FG	S	Pts
Roder	0	0	0	0
Rather	3	0	3	0
Grandberry	2	2	0	0
Huff	2	2	0	0
Garrett	2	1	1	0
Harrison	1	1	0	0
Douglass	1	1	0	0
Kosins	1	1	0	0
Williams	1	1	0	0
C. Taylor	1	1	0	0
Hill	1	0	1	0
Parsons	1	0	1	0
Wade	1	0	1	0
Wheeler	1	0	1	0
<b>BEARS</b>	<b>18</b>	<b>10</b>	<b>8</b>	<b>0</b>
<b>OPPONENTS</b>	<b>33</b>	<b>17</b>	<b>12</b>	<b>4</b>

17/18	9/13	0	44
29/33	16/23	2	279

## RUSHING

No	Yds	Avg	Lg	TD
Grandberry	144	475	3.3	31
Garrett	96	346	3.6	19
Douglass	36	229	6.4	17
Williams	74	218	2.9	12
Harrison	36	94	2.6	16
Huff	23	37	1.6	11
Kosins	8	30	3.8	12
Barnes	1	19	19.0	19
C. Taylor	9	18	2.0	9
Gagnon	1	15	15.0	15
Rather	2	10	5.0	14
Hodgins	1	3	3.0	3
Rives	1	2	2.0	2
Pagac	1	-1	-1.0	-1
Wade	1	-15	-15.0	-15
<b>BEARS</b>	<b>434</b>	<b>1480</b>	<b>3.4</b>	<b>31</b>
<b>OPPONENTS</b>	<b>519</b>	<b>1739</b>	<b>3.4</b>	<b>66</b>

## RECEIVING

No	Yds	Avg	Lg	TD
Wade	39	683	17.5	73t
Grandberry	30	212	7.1	40
Rather	29	400	13.8	59t
Williams	25	167	6.7	13
Garrett	16	132	8.3	20
Kelly	8	100	12.5	24
Hill	7	109	15.6	28
Pagac	6	79	13.2	24
Wheeler	5	59	11.8	19
Farmer	5	45	9.0	17
Harrison	5	38	7.6	14
Gagnon	4	20	5.0	16
C. Taylor	3	23	7.6	8
Parsons	2	9	4.5	5
Kosins	1	3	3.0	3
<b>BEARS</b>	<b>185</b>	<b>2079</b>	<b>11.2</b>	<b>73t</b>
<b>OPPONENTS</b>	<b>174</b>	<b>2250</b>	<b>12.9</b>	<b>69</b>

PUNTING	No	Yds	Avg	Net	TB	In	Lg	B
Parsons	90	3408	37.9	Incomplete	59	1		
Barnes	1	27	27.0	Incomplete	27	0		
<b>BEARS</b>	<b>91</b>	<b>3435</b>	<b>37.7</b>	<b>Incomplete</b>	<b>59</b>	<b>1</b>		
<b>OPPONENTS</b>	<b>77</b>	<b>2961</b>	<b>38.5</b>	<b>Incomplete</b>	<b>61</b>	<b>0</b>		

## INTS

No	Yds	Avg	Lg	TD
Clemons	4	84	21.0	37
Lyle	3	57	19.0	36
Ellis	3	32	10.7	19
Montgomery	2	56	28.0	33
Knox	2	26	13.0	21
Bryant	2	11	5.5	11
J. Taylor	1	27	27.0	27
Buffone	1	0	0.0	0
<b>BEARS</b>	<b>18</b>	<b>293</b>	<b>16.3</b>	<b>37</b>
<b>OPPONENTS</b>	<b>22</b>	<b>225</b>	<b>10.2</b>	<b>44</b>

## KO RETURNS

No	Yds	Avg	Lg	TD
C. Taylor	27	567	21.0	38
Grandberry	22	568	25.8	60
Pagac	3	53	17.6	21
Gagnon	2	32	16.0	16
Van Valkenburg	1	20	20.0	20
Gallagher	1	16	16.0	16
Kinney	1	0	0.0	0
<b>BEARS</b>	<b>57</b>	<b>1256</b>	<b>22.0</b>	<b>69</b>
<b>OPPONENTS</b>	<b>35</b>	<b>700</b>	<b>20.0</b>	<b>33</b>

## PUNT RET.

Ret	FC	Yds	Avg	Lg	TD
Hill	33	NA	183	5.5	15
Knox	5	NA	35	7.0	12
Van Valkenburg	4	NA	22	5.5	14
Hodgins	2	NA	9	4.0	8
<b>BEARS</b>	<b>44</b>	<b>NA</b>	<b>248</b>	<b>5.6</b>	<b>15</b>
<b>OPPONENTS</b>	<b>58</b>	<b>NA</b>	<b>633</b>	<b>10.9</b>	<b>95t</b>

## FGs

1-19	20-29	30-39	40-49	50+
Roder	0/0	4/5	3/5	2/3
<b>BEARS</b>	<b>0/0</b>	<b>4/5</b>	<b>3/5</b>	<b>2/3</b>
<b>OPPONENTS</b>	<b>0/1</b>	<b>5/6</b>	<b>9/11</b>	<b>2/3</b>
Roder:(29G)(46N)(30G)(37G)(23G)(42G.28G)(44G.20N.36N)(33N)(38G)(24G)00				
<b>OPPONENTS</b> :(53N)(198.39G)(32G.31N)(23N.21G)(35G.31G)(34G.33G.36G)(47G.55N.36N.25G.36G)(23G)(45G.24G)(42B)(22G.32G)000				

## DEFENSE

## (Top 10)

T	S	A	FF	FR	PD	SA	Int
Buffone	132	98	34	NA	NA	0.0	1
Clemons	120	88	32	NA	NA	0.0	4
Gunn	117	80	37	NA	NA	1.0	0
Chambers	113	79	34	NA	NA	6.0	0
Bryant	110	69	41	NA	NA	3.0	2
Lyle	107	79	28	NA	NA	0.0	3
Ellis	96	80	16	NA	NA	0.0	3
Osborne	91	67	24	NA	NA	3.0	0
J. Taylor	68	51	17	NA	NA	0.0	1
Rives	65	37	28	NA	NA	1.0	0
<b>SACKS:</b> Chambers 6.0, Tom 4.0, Osborne 3.0, Bryant 3.0, Harris 2.0, Hrivnak 2.0, Gunn 1.0, Hultz 1.0, Knox 1.0, Rives 1.0, Gallagher 1.0							
<b>TEAM 25.0, OPPONENTS 36.0</b>							

## RANKINGS

Team Stats	Bears	Avg	Rank
Total Yards	3200	228.6	25
Rushing Yards	1480	105.7	23
Passing Yards	1720	122.9	23
Points Scored	152	10.9	25
	Opp	Avg	Rank
Total Yards	3818	272.7	9
Rushing Yards	1739	123.6	18
Passing Yards	2079	149.1	19
Points Scored	279	19.9	17

1975 CHICAGO BEARS STATISTICS

Record: 4-10, .286  
T-3rd Place, NFC Central  
Head Coach: Jack Pardee

09/21	L	7-35	BALTIMORE	54,152
09/28	W	15-13	PHILADELPHIA	54,392
10/05	L	3-28	at Minnesota	48,446
10/12	L	7-27	at Detroit	74,032
10/19	L	3-34	at Pittsburgh	47,579
10/27	L	9-13	MINNESOTA	57,455
11/02	L	13-46	MIAMI	57,455
11/09	W	27-14	GREEN BAY	57,455
11/16	L	3-31	at San Francisco	47,484
11/23	L	10-38	at L.A. Rams	64,979
11/30	L	7-28	at Green Bay	56,267
12/07	W	25-21	DETROIT	53,234
12/14	L	20-34	ST. LOUIS	53,169
12/21	W	42-17	at New Orleans	51,142

		Bears	Opp
TOTAL FIRST DOWNS		190	282
Rushing		74	118
Passing		99	143
Penalty		17	21
3rd Down: Made/Att		53/198	87/222
3rd Down Pct.		26.8	39.2
4th Down: Made/Att		NA	NA
4th Down Pct.		NA	NA
TOTAL NET YARDS		3492	4576
Avg. Per Game		249.4	326.9
Total Plays		829	981
Avg. Per Play		4.2	4.7
NET YARDS RUSHING		1653	2070
Avg. Per Game		118.1	147.9
Total Rushes		441	547
NET YARDS PASSING		1839	2506
Avg. Per Game		131.4	179.0
Sacked/Yards Lost		32/330	35/319
Gross Yards		2169	2825
Att./Comp.		356/191	399/208
Completion Pct.		53.7	52.1
Had Intercepted		23	13
PUNTS/AVERAGE		94/39.0	86/41.4
NET PUNTING AVG.		94/38.8	86/35.4
PENALTIES/YARDS		100/881	78/723
FUMBLES/BALL LOST		35/17	29/14
TOUCHDOWNS		22	48
Rushing		11	25
Passing		9	22
Returns		2	1

PASSING	Att	Cmp	Yds	Cmp%	Yd/Att
Avellini	126	67	942	53.2	7.48
Huff	205	114	1083	55.6	5.28
Douglass	20	8	87	40.0	4.35
Adamle	2	2	57	100.0	28.50
Grim	1	0	0	0.0	0.00
Parsons	1	0	0	0.0	0.00
Payton	1	0	0	0.0	0.00
BEARS	356	191	2169	53.7	4.74
OPPONENTS	399	208	2825	52.1	5.92

Score by Period	1	2	3	4	OT	Tot
BEARS	37	45	49	60	0	191
OPPONENTS	65	137	72	105	0	379

SCORING	TDs:	RU-Pa:	R	K-PAT	FG	S	Pts	
Thomas	0	0	0	0	18/22	13/22	0	57
Payton	7	7	0	0	0	0	42	0
Latta	3	0	3	0	0	0	18	0
Grim	2	0	2	0	0	0	12	0
Rather	2	0	2	0	0	0	12	0
Edwards	1	0	1	0	0	0	6	0
Parsons	1	0	1	0	0	0	6	0
Douglass	1	1	0	0	0	0	6	0
Adamle	1	1	0	0	0	0	6	0
Harper	1	1	0	0	0	0	6	0
Avellini	1	1	0	0	0	0	6	0
Clemons	1	0	1	0	0	0	6	0
Livers	1	0	0	1	0	0	6	0
Hartenstine	0	0	0	0	0	1	2	0
BEARS	22	11	9	2	18/22	13/22	1	191
OPPONENTS	48	25	22	1	47/48	14/18	1	379

RUSHING	No	Yds	Avg	Lg	TD
Payton	196	679	3.5	54t	7
Harper	100	453	4.5	32	1
Adamle	94	353	3.8	21	1
Edwards	27	73	2.7	16	0
Douglass	5	34	6.8	18	1
Musso	6	33	5.5	16	0
Rather	4	24	6.0	18	0
Huff	5	7	1.4	10	0
Avellini	4	-3	-0.8	1	1
BEARS	441	1653	3.7	54t	11
OPPONENTS	547	2070	3.8	43	25

RECEIVING	No	Yds	Avg	Lg	TD
Rather	39	685	17.6	54	2
Payton	33	213	6.5	40	0
Grim	28	374	13.4	57	2
Harper	27	191	7.1	27	0
Latta	16	202	12.6	34	3
Adamle	15	111	7.4	25	0
Parsons	13	184	14.2	28	1
Edwards	11	86	7.8	14	1
Schubert	5	68	13.6	16	0
Farmer	2	32	16.0	17	0
Jackson	1	17	17.0	17	0
Sevy	1	6	6.0	6	0
BEARS	191	2169	11.4	57	9
OPPONENTS	208	2825	13.6	79t	22

PUNTING	No	Yds	Avg	Net	TB	In	Lg	B
Parsons	93	3625	39.0	Incomplete	60	0		
Payton	1	39.0	39.0	Incomplete	39	0		
BEARS	94	3664	39.0	Incomplete	60	0		
OPPONENTS	86	3560	41.4	Incomplete	62	0		

INTS	No	Yds	Avg	Lg	TD
Clemons	2	109	54.5	76t	1
Plank	2	50	25.0	29	0
Livers	2	40	20.0	20t	1
Ellis	2	4	2.0	4	0
Babinecz	1	15	15.0	15	0
Buffone	1	12	12.0	12	0
Gunn	1	5	5.0	5	0
Gersbach	1	4	4.0	4	0
Ely	1	2	2.0	2	0
BEARS	13	241	18.5	76t	2
OPPONENTS	23	235	10.2	38	0

KO RETURNS	No	Yds	Avg	Lg	TD
Livers	27	529	19.6	34	0
Payton	14	444	31.7	70	0
Douthitt	13	333	25.6	64	0
Schubert	9	146	16.2	25	0
Knox	5	67	13.4	21	0
Harper	4	67	16.8	18	0
Adamle	1	27	27.0	27	0
Vactor	1	25	25.0	25	0
Rather	1	6	6.0	6	0
BEARS	75	1644	21.9	70	0
OPPONENTS	43	893	20.8	88	0

PUNT RET.	Ret	FC	Yds	Avg	Lg	TD
Livers	42	0	456	10.9	39	0
Schubert	6	1	33	5.5	16	0
Plank	3	1	23	7.7	12	0
Knox	1	0	0	0.0	0	0
Vactor	0	1	0	0.0	-	0
BEARS	52	3	512	9.8	39	0
OPPONENTS	49	20	303	6.2	34	0

FGs	1-19	20-29	30-39	40-49	50+
Thomas	0/0	3/7	5/6	4/7	1/2
BEARS	0/0	3/7	5/6	4/7	1/2
OPPONENTS	2/2	3/3	4/6	4/4	1/3
Thomas: 0(44G,24G,26G)(46G)(32G,43N) (43B)					
(20B,27G,31G)(34G,25N,48G)(27B,33G)					
(55G)(36G,49N,41G,27B)(51N)(35N)					
OPPONENTS: 0(44G,43G)(35N)(37G,18G)(52G,46G)					
(39G,32G,35G)(23G,51N)(27G)(33N)(40G,29G)					
(50N,19G)					

DEFENSE	(Top 10)	T	S	A	FF	FR	PD	SA	Int
Plank	123	74	49	1	0	8	1.0	2	
Bryant	112	74	38	0	3	5	0.0	0	
Chambers	108	80	28	1	0	4	14.0	0	
Buffone	99	65	34	5	1	7	0.0	1	
Clemons	98	72	26	1	3	16	0.0	2	
Ellis	91	54	37	0	1	4	0.0	1	
Stillwell	67	42	25	0	0	6	0.0	0	
Hartenstine	61	36	25	1	2	3	5.0	0	
Ellis	51	36	15	0	0	15	0.0	2	
Osborne	48	34	14	3	0	0	7.0	0	
SACKS: Chambers 14.0, Osborne 7.0, Stillwell 6.0, Hartenstine 5.0, Harris 1.0, Plank 1.0, Team 1.0									
TEAM 35.0, OPPONENTS 32.0									

USUAL STARTERS									
Offense					Defense				
WR.....Bob Grim					RE.....Richard Harris				
LT.....Lionel Antoine					RT.....Wally Chambers				
LG.....Noah Jackson					LT.....Roger Stillwell				
C.....Dan Peiffer					LE.....Mike Hartenstine				
RG.....Mark Nordquist					WLB.....Waymond Bryant				
RT.....Jeff Sevy					MLB.....Larry Ely				
TE.....Bob Parsons					SLB.....Doug Buffone				
WR.....Bo Rather					RCB.....V. Livers/N. Wilson				
QB.....Gary Huff					LCB.....Allan Ellis				
RB.....W. Payton/M. Adamle					SS.....Doug Plank				
FB.....Roland Harper					FS.....Craig Clemons				

RANKINGS			
Team Stats	Bears	Avg	Rank
Total Yards.....	3492	249.4	24
Rushing Yards.....	1653	118.1	22
Passing Yards.....	1839	131.4	23
Points Scored.....	191	13.6	24
	Opp	Avg	Rank
Total Yards.....	4576	326.9	17
Rushing Yards.....	2070	147.9	17
Passing Yards.....	2506	179.0	22
Points Scored.....	379	27.1	25

## 1976 CHICAGO BEARS STATISTICS

**Record: 7-7, .500****2nd Place, NFC Central****Head Coach: Jack Pardee**

09/12 W	10-3	DETROIT	57,359
09/19 W	19-12	at San Francisco	46,699
09/26 L	0-10	ATLANTA	56,969
10/03 W	33-7	WASHINGTON	57,359
10/10 L	19-20	at Minnesota	48,446
10/17 L	12-20	at L.A. Rams	76,651
10/24 L	21-31	at Dallas	64,902
10/31 W	14-13	MINNESOTA	57,359
11/07 L	27-28	OAKLAND	57,359
11/14 W	24-13	GREEN BAY	57,359
11/21 L	10-14	at Detroit	80,638
11/28 W	16-10	at Green Bay	56,267
12/05 W	34-7	at Seattle	64,735
12/12 L	14-28	DENVER	57,359

	Bears	Opp
<b>TOTAL FIRST DOWNS</b>	<b>201</b>	<b>249</b>
Rushing	115	103
Passing	67	128
Penalty	19	18
3rd Down: Made/Att	70/212	80/222
3rd Down Pct.	33.0	36.0
4th Down: Made/Att	NA	NA
4th Down Pct.	NA	NA
<b>TOTAL NET YARDS</b>	<b>3843</b>	<b>4201</b>
Avg. Per Game	274.5	300.1
Total Plays	880	971
Avg. Per Play	4.4	4.3
<b>NET YARDS RUSHING</b>	<b>2363</b>	<b>1984</b>
Avg. Per Game	168.8	141.7
Total Rushes	578	522
<b>NET YARDS PASSING</b>	<b>1480</b>	<b>2217</b>
Avg. Per Game	105.7	158.4
Sacked/Yards Lost	24/225	49/395
Gross Yards	1705	2612
Att./Comp.	278/123	401/200
Completion Pct.	44.2	49.9
Had Intercepted	15	24
<b>PUNTS/AVERAGE</b>	<b>100/37.3</b>	<b>85/36.3</b>
<b>NET PUNTING AVG.</b>	<b>100/31.7</b>	<b>85/31.0</b>
<b>PENALTIES/YARDS</b>	<b>114/984</b>	<b>87/699</b>
<b>FUMBLES/BALL LOST</b>	<b>24/13</b>	<b>37/23</b>
<b>TOUCHDOWNS</b>	<b>31</b>	<b>25</b>
Rushing	20	10
Passing	9	15
Returns	2	0

PASSING	Att	Cmp	Yds	Cmp%	Yd/Att	TD	TD%	Int	Int%	Lg	Sack/Lost	Rating
Avellini	271	118	1580	43.5	5.83	8	3.0	15	5.5	63	24/225	49.7
Carter	5	3	77	60.0	15.40	1	20.0	0	0.0	55	0/0	145.0
Parsons	2	2	48	100.0	24.00	0	0.0	0	0.0	25	0/0	119.0
<b>BEARS</b>	<b>278</b>	<b>123</b>	<b>1705</b>	<b>44.2</b>	<b>6.13</b>	<b>9</b>	<b>3.2</b>	<b>15</b>	<b>5.4</b>	<b>63</b>	<b>24/225</b>	<b>52.6</b>
<b>OPPONENTS</b>	<b>401</b>	<b>200</b>	<b>2612</b>	<b>49.9</b>	<b>6.51</b>	<b>15</b>	<b>3.7</b>	<b>24</b>	<b>6.0</b>	<b>75</b>	<b>49/395</b>	<b>58.1</b>

Score by Period	1	2	3	4	OT	Tot
BEARS	69	47	99	38	0	253
OPPONENTS	23	80	34	79	0	216

SCORING	TDs: Ru-Pa-R	K-PAT	FG	S	Pts
Payton	13	13	0	0	78
Thomas	0	0	0	0	27/31 12/25
Scott	6	0	6	0	0 36
Musso	4	4	0	0	1 26
Harper	3	2	1	0	0 18
Adams	1	0	1	0	1 8
Avellini	1	1	0	0	0 6
Hartenstine	1	0	0	1	0 6
Burks	1	0	1	0	0 6
Ellis	0	0	1	0	0 6
<b>BEARS</b>	<b>31</b>	<b>20</b>	<b>9</b>	<b>2</b>	<b>27/31 12/25</b>
<b>OPPONENTS</b>	<b>25</b>	<b>10</b>	<b>15</b>	<b>0</b>	<b>13/25 25/25</b>

RUSHING	No	Yds	Avg	Lg	TD
Payton	311	1390	4.5	60	13
Harper	147	625	4.3	28	2
Musso	57	200	3.5	11	4
Adams	33	93	2.8	12	0
Avellini	18	58	3.2	15	1
Schreiber	4	15	3.8	11	0
Rather	1	4	4.0	4	0
Parsons	1	2	2.0	2	0
Carter	1	0	0.0	0	0
Scott	2	-4	-2.0	3	0
Latta	2	-8	-4.0	-3	0
Baschnagel	1	-12	-12.0	-12	0
<b>BEARS</b>	<b>578</b>	<b>2363</b>	<b>4.1</b>	<b>60</b>	<b>20</b>
<b>OPPONENTS</b>	<b>522</b>	<b>1984</b>	<b>3.8</b>	<b>31</b>	<b>10</b>

RECEIVING	No	Yds	Avg	Lg	TD
Harper	29	291	10.0	39	1
Scott	26	512	19.7	63	1
Payton	15	149	9.9	34	0
Baschnagel	13	226	17.4	58	0
Rather	5	33	6.6	7	0
Schubert	4	74	18.5	25	0
Adams	4	28	7.0	12	1
Musso	4	26	6.5	9	0
Shanklin	2	32	16.0	35	0
Burks	1	55	55.0	55	1
Schreiber	1	16	16.0	16	0
Parsons	1	9	9.0	9	0
<b>BEARS</b>	<b>123</b>	<b>1705</b>	<b>13.9</b>	<b>63</b>	<b>9</b>
<b>OPPONENTS</b>	<b>200</b>	<b>2612</b>	<b>13.1</b>	<b>75</b>	<b>15</b>

PUNTING	No	Yds	Avg	Net	TB	In	Lg	B
Parsons	99	3726	37.6	32.2	8	20	62	1
<b>BEARS</b>	<b>100</b>	<b>3726</b>	<b>37.3</b>	<b>32.2</b>	<b>8</b>	<b>20</b>	<b>62</b>	<b>1</b>
<b>OPPONENTS</b>	<b>85</b>	<b>3085</b>	<b>36.3</b>	<b>31.0</b>	<b>9</b>	<b>17</b>	<b>69</b>	<b>0</b>

INTS	No	Yds	Avg	Lg	TD
Brupbacher	7	49	7.0	25	0
Ellis	6	47	7.8	22	1
Plank	4	31	7.8	15	0
Livers	3	34	11.3	18	0
Bryant	2	6	3.0	3	0
Clemons	1	28	28.0	28	0
Chambers	1	8	8.0	8	0
Hartenstine	0	12	12.0	12	1
<b>BEARS</b>	<b>24</b>	<b>215</b>	<b>9.0</b>	<b>28</b>	<b>2</b>
<b>OPPONENTS</b>	<b>15</b>	<b>213</b>	<b>14.2</b>	<b>67</b>	<b>0</b>

KO RETURNS	No	Yds	Avg	Lg	TD
Baschnagel	29	754	26.0	48	0
Adams	11	179	16.3	30	0
Harper	6	119	19.8	30	0
Livers	1	14	14.0	14	0
Musso	2	18	9.0	17	0
Schubert	1	3	3.0	3	0
Payton	1	0	0.0	0	0
<b>BEARS</b>	<b>51</b>	<b>1087</b>	<b>21.3</b>	<b>48</b>	<b>0</b>
<b>OPPONENTS</b>	<b>54</b>	<b>969</b>	<b>17.9</b>	<b>38</b>	<b>0</b>

PUNT RET.	Ret	FC	Yds	Avg	Lg	TD
Livers	28	0	205	7.3	51	0
Schubert	11	5	60	5.5	14	0
Baschnagel	2	1	2	1.0	3	0
Adams	1	0	2	2.0	2	0
Knox	1	0	0	0.0	0	0
<b>BEARS</b>	<b>43</b>	<b>6</b>	<b>269</b>	<b>6.3</b>	<b>51</b>	<b>0</b>
<b>OPPONENTS</b>	<b>44</b>	<b>20</b>	<b>346</b>	<b>7.9</b>	<b>45</b>	<b>0</b>

FGs	1-19	20-29	30-39	40-49	50+
Thomas	0/0	3/3	4/6	5/11	0/5
<b>BEARS</b>	<b>0/0</b>	<b>3/3</b>	<b>4/6</b>	<b>5/11</b>	<b>0/5</b>
<b>OPPONENTS</b>	<b>1/1</b>	<b>7/8</b>	<b>2/8</b>	<b>3/7</b>	<b>0/1</b>
Thomas:(51N,27G)(45N,35G)(45N)(47G,34G,39G,35G)					
(52N)(50N,42G,48N,42N)(40N)(33N,31N)(46G)(52N,46G)(42G,25G,22G)(45N,51N)					
<b>OPPONENTS:</b> (27G,31N)(21G)(38N,38N,49N,38N,45G)					
(0)(29G,39G)(44G,52N,37G)(22G)(24G,24G)(43N)					
(37N,19G,27G)(48N)(45G,40N,31N)(0)(27N)					

DEFENSE	(Top 10)	T	S	A	FF	FR	PD	Sa	Int
Rives	165	112	53	3	2	5	3	0	0
Clemons	130	94	36	2	1	6	0	0	1
Plank	130	90	40	4	4	12	0	0	4
Bryant	115	80	35	2	2	7	3	0	2
Chambers	102	80	22	3	0	1	8	0	1
Hartenstine	86	56	30	1	3	5	3	0	0
Osborne	79	59	20	2	0	2	0	15	0
Rydach	70	53	17	1	1	0	7	0	0
Brupbacher	65	45	20	1	3	0	15	7	0
Ellis	64	58	6	1	0	11	0	0	6
<b>SACKS:</b> Osborne 15.0, Chambers 8.0, Rydach 7.0, Stillwell 5.5, Bryant 3.0, Hartenstine 3.0, Rives 3.0, Meyers 2.5, Brupbacher 1.5, Berry 0.5									
<b>TEAM</b> 49.0, <b>OPPONENTS</b> 24.0									

USUAL STARTERS				RANKINGS				
Offense		Defense		Team Stats		Bears	Avg	Rank
WR.....	Brian Baschnagel	RE.....	Roger Stillwell	Total Yards.....	3843.	274.5	20	
LT.....	Lionel Antoine	RT.....	Wally Chambers	Rushing Yards.....	2362	168.8	6	
LG.....	Noah Jackson	LT.....	Jim Osborne	Passing Yards.....	1480	105.7	28	
C.....	Dan Neal	LE.....	Mike Hartenstine	Points Scored.....	253	18.1	17	
RG.....	Revie Sorey/Jeff Sevy	MLB.....	Waymond Bryant					
RT.....	Jeff Sevy/Dennis Lick	MLB.....	Don Rives					
TE.....	Greg Latta	SLB.....	Ross Brupbacher	Total Yards.....	4201	300.1	17	
WR.....	James Scott	RCB.....	Virgil Livers	Rushing Yards.....	1984	141.7	13	
QB.....	Bob Avellini	LCB.....	Allan Ellis	Passing Yards.....	2217	158.4	22	
RB.....	Walter Payton	SS.....	Doug Plank	Points Scored.....	216	15.4	8	
FB.....	Roland Harper	FS.....	Craig Clemons					

RANKINGS			
Team Stats	Bears	Avg	Rank
Total Yards.....	3843.....	274.5.....	20
Rushing Yards.....	2362.....	168.8.....	6
Passing Yards.....	1480.....	105.7.....	28
Points Scored.....	253.....	18.1.....	17
	Opp	Avg	Rank
Total Yards.....	4201.....	300.1.....	17
Rushing Yards.....	1984.....	141.7.....	13
Passing Yards.....	2217.....	158.4.....	22
Points Scored.....	216.....	15.4.....	8

## 1977 CHICAGO BEARS STATISTICS

**Record: 9-5, .643****2nd Place, NFC Central****Head Coach: Jack Pardee**

09/18 W 30-20	DETROIT	57,359
09/25 L 13-16	at St. Louis	51,392
10/02 L 24-42	NEW ORLEANS	57,359
10/10 W 24-23	L.A. RAMS	57,359
10/16 L 16-22	at Minnesota	48,446
10/23 L 10-16	ATLANTA	57,359
10/30 W 26-0	at Green Bay	56,267
11/06 L 0-47	at Houston	51,177
11/13 W 28-27	KANSAS CITY	57,359
11/20 W 10-7	MINNESOTA	57,359
11/24 W 31-14	at Detroit	75,185
12/04 W 10-0	at Tampa Bay	50,284
12/11 W 21-10	GREEN BAY	57,539
12/18 W 12-9	at N.Y. Giants	76,626
<b>PLAYOFFS</b>		
12/26 L 7-37	at Dallas	64,758

	Bears	Opp
<b>TOTAL FIRST DOWNS</b>	<b>247</b>	<b>241</b>
Rushing	141	124
Passing	94	106
Penalty	12	11
3rd Down: Made/Att	NA	NA
3rd Down Pct.	NA	NA
4th Down: Made/Att	NA	NA
4th Down Pct.	NA	NA
<b>TOTAL NET YARDS</b>	<b>4655</b>	<b>4285</b>
Avg. Per Game	332.5	306.1
Total Plays	930	947
Avg. Per Play	5.0	4.5
<b>NET YARDS RUSHING</b>	<b>2811</b>	<b>2158</b>
Avg. Per Game	200.8	154.1
Total Rushes	599	544
<b>NET YARDS PASSING</b>	<b>1844</b>	<b>2127</b>
Avg. Per Game	131.7	151.9
Sacked/Yards Lost	26/226	27/207
Gross Yards	2070	2334
Att./Comp.	305/161	377/182
Completion Pct.	52.8	48.3
Had Intercepted	18	18
<b>PUNTS/AVERAGE</b>	<b>82/39.4</b>	<b>93/39.1</b>
<b>NET PUNTING AVG.</b>	<b>82/35.1</b>	<b>93/31.7</b>
<b>PENALTIES/YARDS</b>	<b>97/852</b>	<b>83/671</b>
<b>FUMBLES/BALL LOST</b>	<b>36/17</b>	<b>27/13</b>
<b>TOUCHDOWNS</b>	<b>31</b>	<b>27</b>
Rushing	18	14
Passing	11	7
Returns	2	6

PASSING	Att	Cmp	Yds	Cmp%	Yd/Att	TD	TD%	Int	Int%	Lg	Sack/Lost	Rating
Avellini	293	154	2004	52.6	6.84	11	3.8	18	6.1	75t	23/200	61.7
Parsons	4	4	61	100.0	15.25	0	0.0	0	0.0	32	0/0	119.0
Phipps	5	3	5	60.0	1.00	0	0.0	0	0.0	10	3/26	64.6
Harper	2	0	0	0.0	0.00	0	0.0	0	0.0	0	0/0	39.6
Baschnagel	1	0	0	0.0	0.00	0	0.0	0	0.0	0	0/0	39.6
<b>BEARS</b>	<b>305</b>	<b>161</b>	<b>2070</b>	<b>52.8</b>	<b>6.79</b>	<b>11</b>	<b>3.6</b>	<b>18</b>	<b>5.9</b>	<b>75t</b>	<b>26/226</b>	<b>61.8</b>
<b>OPPONENTS</b>	<b>377</b>	<b>182</b>	<b>2334</b>	<b>48.3</b>	<b>6.19</b>	<b>7</b>	<b>1.9</b>	<b>18</b>	<b>4.8</b>	<b>85t</b>	<b>27/207</b>	<b>54.5</b>

Score by Period	1	2	3	4	OT	Tot
BEARS	50	56	37	109	3	255
OPPONENTS	60	73	37	77	6	253

SCORING	TDs: Ru-Pa-R	K-PAT	FG	S	Pts		
Payton	16	14	2	0	96		
Thomas	0	0	0	0	27/30 14/27	0	69
Latta	4	0	4	0	0	24	
Scott	3	0	3	0	0	18	
Musso	2	2	0	0	0	12	
Rather	2	0	2	0	0	12	
Schubert	1	0	0	1	0	6	
Baschnagel	1	0	0	1	0	6	
Avellini	1	1	0	0	0	6	
Earl	1	1	0	0	0	6	

RUSHING	No	Yds	Avg	Lg	TD
Payton	339	1852	5.5	73	14
Harper	120	457	3.8	19	0
Earl	56	233	4.2	34	1
Musso	37	132	3.6	13	2
Avellini	37	109	2.9	21	1
Best	6	20	3.3	6	0
Scott	1	10	10.0	10	0
Baschnagel	1	0	0.0	0	0
Evans	1	0	0.0	0	0
Rather	1	-2	-2.0	-2	0
<b>BEARS</b>	<b>599</b>	<b>2811</b>	<b>4.7</b>	<b>73</b>	<b>18</b>
<b>OPPONENTS</b>	<b>544</b>	<b>2158</b>	<b>4.0</b>	<b>61</b>	<b>14</b>

RECEIVING	No	Yds	Avg	Lg	TD
Scott	50	809	16.2	72t	3
Payton	27	269	10.0	75t	2
Latta	26	335	12.9	37t	4
Harper	19	142	7.5	34	0
Rather	17	294	17.3	42	2
Schubert	8	119	14.9	32	0
Earl	6	32	5.3	10	0
Baschnagel	4	50	12.5	25	0
Musso	3	13	4.3	21	0
Rivera	1	7	7.0	7	0
<b>BEARS</b>	<b>161</b>	<b>2070</b>	<b>12.9</b>	<b>75t</b>	<b>11</b>
<b>OPPONENTS</b>	<b>182</b>	<b>2334</b>	<b>12.8</b>	<b>85t</b>	<b>7</b>

PUNTING	No	Yds	Avg	Net	TB	In	Lg	B
Parsons	80	3232	40.4	35.1	7	17	58	2
<b>BEARS</b>	<b>82</b>	<b>3232</b>	<b>39.4</b>	<b>35.1</b>	<b>7</b>	<b>17</b>	<b>58</b>	<b>2</b>
<b>OPPONENTS</b>	<b>93</b>	<b>3636</b>	<b>39.1</b>	<b>31.7</b>	<b>11</b>	<b>22</b>	<b>69</b>	<b>0</b>

INTS	No	Yds	Avg	Lg	TD
Ellis	6	23	3.8	11	0
Fencik	4	33	8.3	23	0
Plank	4	32	8.0	20	0
Livers	2	29	14.5	29	0
Buffone	1	12	12.0	12	0
Hicks	1	9	9.0	9	0
<b>BEARS</b>	<b>18</b>	<b>138</b>	<b>7.7</b>	<b>29</b>	<b>0</b>
<b>OPPONENTS</b>	<b>18</b>	<b>171</b>	<b>9.5</b>	<b>57</b>	<b>1</b>

KO RETURNS	No	Yds	Avg	Lg	TD
Baschnagel	23	557	24.2	84t	1
Evans	13	253	19.5	30	0
Best	127	212	29	0	0
Musso	5	100	20.0	33	0
Walterscheid	3	59	19.7	22	0
Harper	3	44	14.7	22	0
Payton	2	95	47.5	68	0
Earl	2	38	19.0	25	0
<b>BEARS</b>	<b>57</b>	<b>1275</b>	<b>22.3</b>	<b>84t</b>	<b>1</b>
<b>OPPONENTS</b>	<b>52</b>	<b>1010</b>	<b>19.4</b>	<b>85t</b>	<b>1</b>

PUNT RET.	Ret	FC	Yds	Avg	Lg	TD
Schubert	31	10	291	9.4	70t	1
Walterscheid	6	1	59	9.8	14	0
Livers	6	1	46	7.7	21	0
Baschnagel	3	2	54	18.0	42	0
Plank	1	0	21	21.0	21	0
<b>BEARS</b>	<b>47</b>	<b>14</b>	<b>471</b>	<b>10.0</b>	<b>70t</b>	<b>1</b>
<b>OPPONENTS</b>	<b>42</b>	<b>15</b>	<b>216</b>	<b>5.1</b>	<b>37</b>	<b>0</b>

FGs	1-19	20-29	30-39	40-49	50+
B. Thomas	0/0	6/9	6/10	2/6	0/2
<b>BEARS</b>	<b>0/0</b>	<b>6/9</b>	<b>6/10</b>	<b>2/6</b>	<b>0/2</b>
<b>OPPONENTS</b>	<b>2/2</b>	<b>8/9</b>	<b>8/10</b>	<b>3/7</b>	<b>0/1</b>
Thomas: 39N, 35G, 23G, 29G, 21G, 33G, 47N, 38G, 41N, 40G, 47G, 20G, 44N, 39N, 29N, 37G, 56N, 31N, 39G, 29N, 53N, 32G, 44N, 32G, 23N, 36N, 28G					

DEFENSE (Top 10)	T	S	A	FF	FR	PD	Sa	Int
Fencik	133	93	40	1	0	7	0.0	4
Rives	89	61	28	0	1	0	0.0	0
Bryant	85	63	22	1	2	2	1.5	0
Rydalch	77	54	23	1	1	1	9.5	0
Plank	71	43	28	0	4	0	1.0	4
Buffone	67	48	19	0	0	5	1.0	1
Livers	56	45	11	0	1	16	0.0	2
Hartenstine	55	34	21	1	3	4	1.0	0
Ellis	51	47	4	0	0	13	0.0	6
Osborne	49	32	17	0	0	0	4.0	0
<b>SACKS:</b> Rydalch 9.5, Newsome 5.0, Osborne 4.0, Sevy 2.0, Bryant 1.5, Buffone 1.0, Hartenstine 1.0, Meyers 1.0, Muckenturm 1.0, Plank 1.0								
<b>TEAM 27.0, OPPONENTS 26.0</b>								

## USUAL STARTERS

Offense	Defense
WR.....Bo Rather	RE.....Billy Newsome
LT.....Ted Albrecht	RT.....Ron Rydalch
LG.....Noah Jackson	LT.....Jim Osborne
C.....Dan Peiffer	LE.....Mike Hartenstine
RG.....Revie Sorey	WLB.....Waymond Bryant
RT.....Dennis Lick	MLB.....Tom Hicks
TE.....Greg Latta	SLB.....Doug Buffone
WR.....James Scott	RCB.....Virgil Livers
QB.....Bob Avellini	LCB.....Allan Ellis
RB.....Walter Payton	SS.....Gary Fencik
FB.....Roland Harper	FS.....Doug Plank

## RANKINGS

Team Stats	Bears	Avg
Total Yards.....	4655	332.5
Rushing Yards.....	2811	200.8
Passing Yards.....	1844	131.7
Points Scored.....	255	18.2

	Opp	Avg
Total Yards.....	4285	306.1
Rushing Yards.....	2158	154.1
Passing Yards.....	2127	151.9
Points Scored.....	253	18.1

1978 CHICAGO BEARS STATISTICS

Record: 7-9, .438  
T-3rd Place, NFC Central  
Head Coach: Neill Armstrong

09/03 W	17-10	ST. LOUIS	52,791
09/10 W	16-13	at San Francisco	49,502
09/17 W	19-0	at Detroit	65,982
09/25 L	20-24	MINNESOTA	53,561
10/01 L	19-25	ot OAKLAND	52,848
10/08 L	14-24	at Green Bay	55,352
10/16 L	7-16	at Denver	75,008
10/22 L	19-33	at Tampa Bay	68,146
10/29 L	17-21	DETROIT	53,378
11/05 L	29-31	SEATTLE	50,697
11/12 L	14-17	at Minnesota	43,286
11/19 W	13-7	ATLANTA	46,022
11/26 W	14-3	TAMPA BAY	42,373
12/04 L	7-40	at San Diego	48,492
12/10 W	14-0	GREEN BAY	34,306
12/16 W	14-10	at Washington	49,774

	Bears	Opp.
<b>TOTAL FIRST DOWNS</b>	<b>262</b>	<b>282</b>
Rushing	136	128
Passing	99	134
Penalty	27	20
3rd Down: Made/Att	89/248	75/240
3rd Down Pct.	35.9	31.3
4th Down: Made/Att	NA	NA
4th Down Pct.	NA	NA
<b>TOTAL NET YARDS</b>	<b>4459</b>	<b>4680</b>
Avg. Per Game	278.7	292.5
Total Plays	1020	1044
Avg. Per Play	4.4	4.5
<b>NET YARDS RUSHING</b>	<b>2526</b>	<b>2174</b>
Avg. Per Game	157.9	135.9
Total Rushes	634	568
<b>NET YARDS PASSING</b>	<b>1933</b>	<b>2506</b>
Avg. Per Game	120.8	156.6
Sacked/Yards Lost	34/288	40/351
Gross Yards	2221	2857
Att./Comp.	352/186	436/239
Completion Pct.	52.8	54.8
Had Intercepted	28	17
<b>PUNTS/AVERAGE</b>	<b>96/37.0</b>	<b>97/35.4</b>
<b>NET PUNTING AVG.</b>	<b>96/32.2</b>	<b>97/30.4</b>
<b>PENALTIES/YARDS</b>	<b>101/958</b>	<b>101/800</b>
<b>FUMBLES/BALL LOST</b>	<b>22/8</b>	<b>32/16</b>
<b>TOUCHDOWNS</b>	<b>29</b>	<b>33</b>
Rushing	19	15
Passing	7	16
Returns	3	2

PASSING	Att	Cmp	Yds	Cmp%	Yd/Att	TD	TD%	Int	Int%	Lg	Sack/Lost	Rating
Avellini	264	141	1718	53.4	6.51	5	1.9	16	6.1	61	26/208	54.6
Phipps	83	44	465	53.0	5.60	2	2.4	10	12.0	35	6/55	38.0
Evans	3	1	38	33.3	12.67	0	0.0	1	33.3	38	2/25	42.1
Parsons	1	0	0	0.0	0.00	0	0.0	0	0.0	0	0/0	39.6
Harper	1	0	0	0.0	0.00	0	0.0	0	0.0	0	0/0	39.6
<b>BEARS</b>	<b>352</b>	<b>186</b>	<b>2221</b>	<b>52.8</b>	<b>6.31</b>	<b>7</b>	<b>2.0</b>	<b>28</b>	<b>8.0</b>	<b>61</b>	<b>34/288</b>	<b>45.7</b>
<b>OPPONENTS</b>	<b>436</b>	<b>239</b>	<b>2857</b>	<b>54.8</b>	<b>6.55</b>	<b>16</b>	<b>3.7</b>	<b>17</b>	<b>3.9</b>	<b>58t</b>	<b>40/351</b>	<b>71.1</b>

Score by Period	1	2	3	4	OT	Tot
BEARS	30	55	93	75	0	253
OPPONENTS	71	69	47	81	6	274

SCORING	TDs:	Ru	Pa	R	K	PAT	FG	S	Pts
Thomas	0	0	0	0	0	26/29	17/22	0	77
Payton	11	11	0	0	0			0	66
Harper	8	6	2	0	0			0	48
Scott	5	0	5	0	0			0	30
Avellini	2	2	0	0	0			0	12
Spivey	1	0	0	1	0			0	6
Livers	1	0	0	1	0			0	6
Schubert	1	0	0	1	0			0	6
Hart	0	0	0	0	0			1	2
BEARS	29	19	7	3	26/29	17/22	1	253	
OPPONENTS	33	15	16	2	28/NA	16/NA	0	274	

RUSHING	No	Yds	Avg	Lg	TD
Payton	333	1395	4.2	76	11
Harper	240	992	4.1	31	6
Avellini	34	54	1.6	10	2
Phipps	13	34	2.6	10	0
Evans	6	23	3.8	13	0
Earl	3	17	5.7	9	0
Best	2	11	5.5	6	0
Morris	1	0	0.0	0	0
Parsons	1	0	0.0	0	0
Baschnagel	1	0	0.0	0	0
<b>BEARS</b>	<b>634</b>	<b>2526</b>	<b>4.0</b>	<b>76</b>	<b>19</b>
<b>OPPONENTS</b>	<b>564</b>	<b>2174</b>	<b>3.9</b>	<b>67</b>	<b>15</b>

RECEIVING	No	Yds	Avg	Lg	TD
Payton	50	480	9.6	61	0
Harper	43	340	7.9	33t	2
Scott	42	759	18.1	59	5
Richards	27	379	14.0	52	0
Latta	15	159	10.6	21	0
Schubert	4	51	12.8	19	0
Baschnagel	2	29	14.5	22	0
Rather	1	15	15.0	15	0
Cobb	1	7	7.0	7	0
Earl	1	1	1.0	1	0
<b>BEARS</b>	<b>186</b>	<b>2221</b>	<b>11.9</b>	<b>61</b>	<b>7</b>
<b>OPPONENTS</b>	<b>239</b>	<b>2857</b>	<b>12.0</b>	<b>58t</b>	<b>16</b>

PUNTING	No	Yds	Avg	Net	TB	In	Lg	B
Parsons	96	3549	37.0	32.2	8	18	54	0
<b>BEARS</b>	<b>96</b>	<b>3549</b>	<b>37.0</b>	<b>32.2</b>	<b>8</b>	<b>18</b>	<b>54</b>	<b>0</b>
<b>OPPONENTS</b>	<b>97</b>	<b>3437</b>	<b>35.4</b>	<b>30.4</b>	<b>10</b>	<b>25</b>	<b>61</b>	<b>2</b>

INTS	No	Yds	Avg	Lg	TD
Fencik	4	77	19.3	59	0
Livers	3	86	28.7	60	1
Buffone	3	22	7.3	16	0
Schmidt	2	23	11.5	23	0
Rives	2	8	4.0	8	0
Plank	1	0	0.0	0	0
Gaines	1	0	0.0	0	0
Walterscheid	1	0	0.0	0	0
<b>BEARS</b>	<b>17</b>	<b>216</b>	<b>12.7</b>	<b>60</b>	<b>1</b>
<b>OPPONENTS</b>	<b>28</b>	<b>312</b>	<b>11.1</b>	<b>63</b>	<b>1</b>

KO RETURNS	No	Yds	Avg	Lg	TD
Baschnagel	20	455	22.8	36	0
Walterscheid	11	335	30.5	81	0
Gaines	10	240	24.0	37	0
Morgan	5	110	22.0	24	0
Schubert	4	80	20.0	27	0
Earl	3	48	16.0	20	0
Skibinski	3	36	12.0	20	0
Spivey	2	34	17.0	23	0
Latta	2	14	7.0	8	0
Muckensturm	1	6	6.0	6	0
<b>BEARS</b>	<b>61</b>	<b>1358</b>	<b>22.3</b>	<b>81</b>	<b>0</b>
<b>OPPONENTS</b>	<b>52</b>	<b>1146</b>	<b>22.0</b>	<b>43</b>	<b>0</b>

PUNT RET.	Ret	FC	Yds	Avg	Lg	TD
Schubert	27	21	229	8.5	73t	1
Livers	10	0	31	3.1	13	0
Walterscheid	3	0	24	8.0	11	0
Baschnagel	1	1	2	2.0	2	0
<b>BEARS</b>	<b>41</b>	<b>22</b>	<b>286</b>	<b>7.0</b>	<b>73t</b>	<b>1</b>
<b>OPPONENTS</b>	<b>45</b>	<b>23</b>	<b>295</b>	<b>6.6</b>	<b>21</b>	<b>0</b>

Fgs	1-19	20-29	30-39	40-49	50+
Thomas	0/0	7/7	9/11	1/4	0/0
<b>BEARS</b>	<b>0/0</b>	<b>7/7</b>	<b>9/11</b>	<b>1/4</b>	<b>0/0</b>
<b>OPPONENTS</b>	<b>0/0</b>	<b>4/4</b>	<b>6/8</b>	<b>6/7</b>	<b>0/0</b>
Thomas:	39G,32G,44G,38G,28G,27G,32G,				
25G, 24G,44N,21G,27G,23G,33G,36G,39G,39B,					
45N,32G,37G,41N,39B					

DEFENSE	T	S	A	FF	FR	PD	Sa	Int
(Top 10)								
Fencik	130	95	35	2	2	10	0.0	4
Campbell	110	82	28	3	2	6	3.0	0
Plank	70	52	18	5	3	4	0.0	1
Hartenstine	70	44	26	2	3	2	6.0	0
Hicks	67	51	16	0	1	3	0.0	0
Rives	67	44	23	1	1	2	0.0	2
Buffone	65	45	20	0	0	2	2.0	3
Livers	61	55	6	1	1	9	0.0	3
Schmidt	51	44	7	1	1	9	0.0	2
Osborne	50	37	13	1	0	2	4.0	0
Page	50	35	15	2	0	3	11.5	0
<b>SACKS:</b>	Page 11.5, Hart 7.5, Hartenstein 6.0,							
Osborne 4.0, Campbell 3.0, Buffone 2.0, Meyers								
2.0, Rydaldh 2.0, Herron 1.0, Shearer 1.0,								
<b>TEAM 40.0, OPPONENTS 34.0</b>								

USUAL STARTERS					
Offense			Defense		
WR	James Scott		RE	Mike Hartenstein	
LT	Ted Albrecht		RT	Alan Page	
LG	Noah Jackson		LT	Jim Osborne	
C	Dan Neal		LE	Tommy Hart	
RG	Revie Sorey		WLB	Gary Campbell	
RT	Dennis Lick		MLB	T. Hicks/D. Rives	
TE	Greg Latta		SLB	Doug Buffone	
WR	Golden Richards		RCB	Virgil Livers	
QB	Bob Avellini		LCB	Terry Schmidt	
RB	Walter Payton		SS	Gary Fencik	
FB	Roland Harper		FS	Doug Plank	

RANKINGS			
Team Stats	Bears	Avg	
Total Yards	4459	278.7	
Rushing Yards	2526	157.9	
Passing Yards	1933	120.8	
Points Scored	253	15.8	
Opp Avg			
Total Yards	4680	292.5	
Rushing Yards	2174	135.9	
Passing Yards	2506	156.6	
Points Scored	274	17.1	

1979 CHICAGO BEARS STATISTICS

Record: 10-6, .625

2nd Place, NFC Central

Head Coach: Neill Armstrong

09/02	W	6-3	GREEN BAY	56,515
09/09	W	26-7	MINNESOTA	53,231
09/16	L	20-24	at Dallas	64,056
09/23	L	16-31	at Miami	66,011
09/30	L	13-17	TAMPA BAY	55,258
10/07	W	7-0	at Buffalo	73,383
10/14	L	7-27	NEW ENGLAND	54,128
10/21	L	27-30	at Minnesota	41,164
10/28	W	28-27	at San Francisco	42,773
11/04	W	35-7	DETROIT	50,108
11/11	W	27-23	L.A. RAMS	51,483
11/18	W	23-13	N.Y. JETS	52,635
11/22	L	0-20	at Detroit	66,219
12/02	W	14-0	at Tampa Bay	69,508
12/09	W	15-14	at Green Bay	54,207
12/16	W	42-6	ST. LOUIS	42,810
PLAYOFFS				
12/23	L	17-27	at Philadelphia	69,397

	Bears		Opp	
<b>TOTAL FIRST DOWNS</b>	<b>262</b>		<b>272</b>	
Rushing	140		100	
Passing	98		148	
Penalty	24		24	
3rd Down: Made/Att	93/253		87/242	
3rd Down Pct.	36.8		36.0	
4th Down: Made/Att	NA		NA	
4th Down Pct.	NA		NA	
<b>TOTAL NET YARDS</b>	<b>4637</b>		<b>4506</b>	
Avg. Per Game	289.8		281.6	
Total Plays	1028		1024	
Avg. Per Play	4.5		4.4	
<b>NET YARDS RUSHING</b>	<b>2486</b>		<b>1978</b>	
Avg. Per Game	155.4		123.6	
Total Rushes	627		519	
<b>NET YARDS PASSING</b>	<b>2151</b>		<b>2528</b>	
Avg. Per Game	134.4		158.0	
Sacked/Yards Lost	31/278		47/380	
Gross Yards	2429		2908	
Att./Comp.	373/195		458/222	
Completion Pct.	52.3		48.5	
Had Intercepted	16		29	
<b>PUNTS/AVERAGE</b>	<b>93/37.5</b>		<b>90/37.8</b>	
<b>NET PUNTING AVG.</b>	<b>93/31.8</b>		<b>90/31.6</b>	
<b>PENALTIES/YARDS</b>	<b>100/816</b>		<b>104/864</b>	
<b>FUMBLES/BALL LOST</b>	<b>21/13</b>		<b>25/14</b>	
<b>TOUCHDOWNS</b>	<b>37</b>		<b>31</b>	
Rushing	17		9	
Passing	16		21	
Returns	4		1	

PASSING	Att	Cmp	Yds	Cmp%	Yd/Att	TD	TD%	Int	Int%	Lg	Sack/Lost	Rating
Phipps	255	134	1535	52.5	6.02	9	3.5	8	3.1	68t	17/154	69.7
Evans	63	32	508	50.8	8.06	4	6.3	5	7.9	65t	8/75	66.1
Avellini	51	27	310	52.9	6.08	2	3.9	3	5.9	54	6/49	59.9
Payton	1	1	54	100.0	54.00	1	100.0	0	0.0	54t	0/0	158.3
Parsons	2	1	22	50.0	11.00	0	0.0	0	0.0	22	0/0	89.6
Baschnagel	1	0	0	0.0	0.00	0	0.0	0	0.0	0	0/0	39.6
<b>BEARS</b>	<b>373</b>	<b>195</b>	<b>2429</b>	<b>52.3</b>	<b>6.51</b>	<b>16</b>	<b>4.3</b>	<b>16</b>	<b>4.3</b>	<b>68t</b>	<b>31/278</b>	<b>69.2</b>
<b>OPPONENTS</b>	<b>458</b>	<b>222</b>	<b>2908</b>	<b>48.5</b>	<b>6.35</b>	<b>21</b>	<b>4.6</b>	<b>29</b>	<b>6.3</b>	<b>55t</b>	<b>47/380</b>	<b>58.1</b>

Score by Period	1	2	3	4	OT	Tot
BEARS	59	84	65	98	0	306
OPPONENTS	48	72	50	79	0	249

SCORING	TDs:	Ru-Pa-	R	K-PAT	FG	S	Pts	
Payton	16	14	2	0		0	96	
Thomas	0	0	0	0	34/37	16/27	0	82
Williams	6	1	5	0		0	36	
Watts	4	0	3	1		0	24	
Scott	3	0	3	0		0	18	
Baschnagel	2	0	2	0		0	12	
Richards	1	0	1	0		0	6	
Evans	1	1	0	0		0	6	
McClendon	1	1	0	0		0	6	
Schubert	1	0	0	1		0	6	
Schmidt	1	0	0	1		0	6	
Hicks	1	0	0	1		0	6	
Team	0	0	0	0		1	2	
BEARS	37	17	16	4	34/37	16/27	1	306
OPPONENTS	31	9	21	1	28/31	12/20	0	249

RUSHING	No	Yds	Avg	Lg	TD
Payton	369	1610	4.4	43	14
Williams	127	401	3.2	16	1
McClendon	37	160	4.3	33	1
Earl	35	132	3.8	12	0
Evans	12	72	6.0	17	1
Phipps	27	51	1.9	12	0
Deloplaire	7	18	2.6	6	0
Buffone	1	14	14.0	14	0
Perrin	5	14	2.8	5	0
Skibinski	3	10	3.3	4	0
Avellini	3	10	3.3	5	0
Watts	1	-6	-6.0	-6	0
<b>BEARS</b>	<b>627</b>	<b>2486</b>	<b>4.0</b>	<b>43t</b>	<b>17</b>
<b>OPPONENTS</b>	<b>519</b>	<b>1978</b>	<b>3.8</b>	<b>63t</b>	<b>9</b>

RECEIVING	No	Yds	Avg	Lg	TD
Williams	42	354	8.4	54	5
Payton	31	313	10.1	65t	2
Baschnagel	30	452	15.1	54	2
Watts	24	421	17.5	68t	3
Scott	21	382	18.2	64	3
Latta	15	131	8.7	25	0
Earl	8	56	7.0	19	0
Cobb	6	91	15.1	33	0
McClendon	6	27	4.5	13	0
Richards	5	107	21.4	52	1
Schubert	2	29	14.5	15	0
Deloplaire	2	13	6.5	15	0
Perrin	1	27	27.0	27	0
Buffone	1	22	22.0	22	0
Skibinski	1	4	4.0	4	0
<b>BEARS</b>	<b>195</b>	<b>2429</b>	<b>12.5</b>	<b>68t</b>	<b>16</b>
<b>OPPONENTS</b>	<b>222</b>	<b>2908</b>	<b>13.1</b>	<b>55t</b>	<b>21</b>

PUNTING	No	Yds	Avg	Net	TB	In	Lg	B
Parsons	92	3486	37.9	31.8	6	26	54	1
<b>BEARS</b>	<b>93</b>	<b>3486</b>	<b>37.5</b>	<b>31.8</b>	<b>6</b>	<b>26</b>	<b>54</b>	<b>1</b>
<b>OPPONENTS</b>	<b>90</b>	<b>3406</b>	<b>37.8</b>	<b>31.6</b>	<b>12</b>	<b>9</b>	<b>64</b>	<b>1</b>

INTS	No	Yds	Avg	Lg	TD
Schmidt	6	44	7.3	20t	1
Fencik	6	31	5.2	17	0
Hicks	3	85	28.3	66t	1
Ellis	3	67	22.3	22	0
Plank	3	33	11.0	22	0
Livers	2	41	20.5	30	0
Buffone	2	11	5.5	11	0
Gaines	1	38	38.0	38	0
Campbell	1	32	32.0	32	0
Walterscheid	1	15	15.0	15	0
Muckensturm	1	5	5.0	5	0
<b>BEARS</b>	<b>29</b>	<b>402</b>	<b>13.9</b>	<b>66t</b>	<b>2</b>
<b>OPPONENTS</b>	<b>16</b>	<b>240</b>	<b>15.0</b>	<b>78</b>	<b>0</b>

KO RETURNS	No	Yds	Avg	Lg	TD
Walterscheid	19	427	22.5	44	0
Watts	14	289	20.6	83t	1
Baschnagel	12	260	21.7	32	0
Schubert	2	45	22.5	27	0
Perrin	1	13	13.0	13	0
McClendon	1	12	12.0	12	0
Latta	1	8	8.0	8	0
Herron	1	0	0.0	0	0
<b>BEARS</b>	<b>51</b>	<b>1054</b>	<b>20.7</b>	<b>83t</b>	<b>1</b>
<b>OPPONENTS</b>	<b>59</b>	<b>1252</b>	<b>21.2</b>	<b>56</b>	<b>0</b>

PUNT RET.	Ret	FC	Yds	Avg	Lg	TD
Schubert	25	10	238	9.5	77t	1
Walterscheid	14	5	96	6.9	14	0
Baschnagel	0	3	0	0.0	-	0
<b>BEARS</b>	<b>39</b>	<b>18</b>	<b>334</b>	<b>8.6</b>	<b>77t</b>	<b>1</b>
<b>OPPONENTS</b>	<b>54</b>	<b>12</b>	<b>404</b>	<b>7.5</b>	<b>77</b>	<b>0</b>

FGs	1-19	20-29	30-39	40-49	50+
Thomas	1/1	4/7	9/11	2/7	0/1
<b>BEARS</b>	<b>1/1</b>	<b>4/7</b>	<b>9/11</b>	<b>2/7</b>	<b>0/1</b>
<b>OPPONENTS</b>	<b>1/1</b>	<b>7/7</b>	<b>2/5</b>	<b>2/6</b>	<b>0/1</b>
Thomas:(44N,25G,19G)(47N,34G)0(30G,32G,36G)(34G,42G)(29N,44N)0(23G,23G)0(51N,27N)(38G,35G)(24G)(31N)0(34G,33G,33N,28N,44G)(47N,46N)					

DEFENSE	(Top 10)									
	T	S	A	FF	FR	PD	Sa	Int		
Muckensturm	11t	69	42	1	2	1	3	0	1	
Plank	108	72	36	4	1	7	0	0	3	
Fencik	103	73	30	0	1	9	0	0	6	
Campbell	92	63	29	1	1	2	4	0	1	
Page	74	49	25	0	1	1	10	0	0	
Hicks	74	48	26	1	2	2	0	0	3	
Hampton	70	48	22	1	2	3	4	5	0	
Osborne	66	54	12	0	2	1	10	5	0	
Hartenstine	60	40	20	1	1	1	8	0	0	
Walterscheid	57	44	13	2	1	3	4	0	1	
<b>SACKS:</b> Osborne 10.5, Page 10.0, Hartenstine 8.0, Hampton 4.5, Campbell 4.0, Walterscheid 4.0, Muckensturm 3.0, Gaines 1.0, Herron 1.0										
<b>TEAM 47.0. OPPONENTS</b>	<b>31.0</b>									

USUAL STARTERS												
Offense						Defense						
WR.....J. Scott/R. Watts						RE.....Mike Hartenstine						
LT.....Ted Albrecht						RT.....Alan Page						
LG.....Noah Jackson						LT.....Jim Osborne						
C.....Dan Neal						LE.....Dan Hampton						
RG.....Revie Sorey						WLB.....Gary Campbell						
RT.....Dennis Nick						MLB.....Tom Hicks						
TE.....Mike Cobb						SLB.....Jerry Muckensturm						
WR.....Brian Baschnagel						RCB.....Virgil Livers						
QB.....Mike Phipps						LCB.....Terry Schmidt						
RB.....Walter Payton						SS.....Gary Fencik						
FB.....Dave Williams						FS.....Doug Plank						

Team Stats			RANKINGS	
	Bears	Avg		
Total Yards.....	4637	289.8		
Rushing Yards.....	2486	155.4		
Passing Yards.....	2151	134.4		
Points Scored.....	306	19.1		
			Opp	Avg
Total Yards.....		4506		281.6
Rushing Yards.....		1978		123.6
Passing Yards.....		2528		158.0
Points Scored.....		249		15.6

1980 CHICAGO BEARS STATISTICS

Record: 7-9, .438  
3rd Place, NFC Central  
Head Coach: Neill Armstrong

09/07	L	6-12	ot at Green Bay	54,381
09/14	W	22-3	NEW ORLEANS	63,523
09/21	L	14-34	MINNESOTA	59,983
09/28	L	3-38	at Pittsburgh	53,987
10/06	W	23-0	TAMPA BAY	61,350
10/12	L	7-13	at Minnesota	46,751
10/19	W	24-7	DETROIT	58,508
10/26	L	14-17	at Philadelphia	68,752
11/03	L	21-27	at Cleveland	83,224
11/09	W	35-21	WASHINGTON	57,159
11/16	L	6-10	HOUSTON	59,390
11/23	L	17-28	at Atlanta	49,164
11/27	W	23-17	ot at Detroit	75,397
12/07	W	61-7	GREEN BAY	57,176
12/14	L	14-17	ot CINCINNATI	48,808
12/20	W	14-13	at Tampa Bay	55,298

	Bears	Opp.
<b>TOTAL FIRST DOWNS</b>	<b>286</b>	<b>285</b>
Rushing	139	111
Passing	121	149
Penalty	26	25
3rd Down: Made/Att	105/248	98/236
3rd Down Pct.	42.3	41.5
4th Down: Made/Att	NA	NA
4th Down Pct.	NA	NA
<b>TOTAL NET YARDS</b>	<b>4835</b>	<b>4907</b>
Avg. Per Game	302.2	306.7
Total Plays	1016	1003
Avg. Per Play	4.8	4.9
<b>NET YARDS RUSHING</b>	<b>2440</b>	<b>2015</b>
Avg. Per Game	152.5	125.9
Total Rushes	579	506
<b>NET YARDS PASSING</b>	<b>2395</b>	<b>2892</b>
Avg. Per Game	149.7	180.8
Sacked/Yards Lost	33/274	46/379
Gross Yards	2669	3271
Att./Comp.	404/209	451/238
Completion Pct.	51.7	52.8
Had Intercepted	25	17
<b>PUNTS/AVERAGE</b>	<b>79/40.6</b>	<b>82/39.0</b>
<b>NET PUNTING AVG.</b>	<b>79/32.8</b>	<b>82/34.6</b>
<b>PENALTIES/YARDS</b>	<b>100/842</b>	<b>129/1109</b>
<b>FUMBLES/BALL LOST</b>	<b>23/14</b>	<b>32/14</b>
<b>TOUCHDOWNS</b>	<b>38</b>	<b>32</b>
Rushing	22	10
Passing	13	20
Returns	3	2

PASSING	Att	Cmp	Yds	Cmp%	Yd/Att	TD	TD%	Int	Int%	Lg	Sack/Lost	Rating
Evans	278	148	2039	53.2	7.33	11	4.0	16	5.8	89t	26/205	66.1
Phipps	122	61	630	50.0	5.16	2	1.6	9	7.4	56	7/69	39.8
Payton	3	0	0	0.0	0.00	0	0.0	0	0.0	0	0/0	39.6
Parsons	1	0	0	0.0	0.00	0	0.0	0	0.0	0	0/0	39.6
<b>BEARS</b>	<b>404</b>	<b>209</b>	<b>2669</b>	<b>51.7</b>	<b>6.61</b>	<b>13</b>	<b>3.2</b>	<b>25</b>	<b>6.2</b>	<b>89t</b>	<b>33/274</b>	<b>57.6</b>
<b>OPPONENTS</b>	<b>451</b>	<b>238</b>	<b>3271</b>	<b>52.8</b>	<b>7.25</b>	<b>20</b>	<b>4.4</b>	<b>17</b>	<b>3.8</b>	<b>76t</b>	<b>46/379</b>	<b>75.1</b>

Score by Period	1	2	3	4	OT	Tot
BEARS	51	77	77	93	6	304
OPPONENTS	57	79	51	68	9	264

SCORING	TDs: Ru-Pa- R	K-PAT	FG	S	Pts
Thomas	0	0	0	0	35/37 13/18 0 74
Evans	8	8	0	0	0 48
Payton	7	6	1	0	0 42
Harper	5	5	0	0	0 30
Scott	3	0	3	0	0 18
Earl	3	0	3	0	0 18
Phipps	2	2	0	0	0 12
Fisher	2	0	2	0	0 12
Watts	2	0	2	0	0 12
Baschnagel	2	0	2	0	0 12
Page	1	0	0	1	1 8
Williams	1	0	0	1	0 6
Walterscheid	1	0	0	1	0 6
McClendon	1	1	0	0	0 6
<b>BEARS</b>	<b>38</b>	<b>22</b>	<b>13</b>	<b>3</b>	<b>35/37 13/18 1 304</b>
<b>OPPONENTS</b>	<b>32</b>	<b>10</b>	<b>20</b>	<b>2</b>	<b>30/30 14/27 0 264</b>

RUSHING	No	Yds	Avg	Lg	TD
Payton	317	1460	4.6	69t	6
Harper	113	404	3.6	13	5
Evans	60	306	5.1	58	8
McClendon	10	88	8.8	48	1
Williams	26	57	2.2	14	0
Skibinski	13	54	4.2	8	0
Suhey	22	45	2.0	10	0
Phipps	15	38	2.5	9	2
Parsons	2	4	2.0	4	0
Watts	1	-16	-16.0	-16	0
<b>BEARS</b>	<b>579</b>	<b>2440</b>	<b>4.2</b>	<b>69t</b>	<b>22</b>
<b>OPPONENTS</b>	<b>506</b>	<b>2015</b>	<b>4.0</b>	<b>56t</b>	<b>10</b>

RECEIVING	No	Yds	Avg	Lg	TD
Payton	46	367	8.0	54	1
Scott	36	696	19.3	64	3
Baschnagel	28	396	14.1	37	2
Watts	22	444	20.2	89t	2
Williams	22	132	6.0	18	0
Earl	18	223	12.4	28	3
Fisher	12	203	16.9	56	2
Suhey	7	60	8.6	21	0
Harper	7	31	4.4	16	0
Skibinski	5	18	3.6	8	0
Haines	4	83	20.8	18	0
Cobb	2	16	8.0	9	0
<b>BEARS</b>	<b>209</b>	<b>2669</b>	<b>12.8</b>	<b>89t</b>	<b>13</b>
<b>OPPONENTS</b>	<b>238</b>	<b>3271</b>	<b>13.7</b>	<b>76t</b>	<b>20</b>

PUNTING	No	Yds	Avg	Net	TB	In	Lg	B
Parsons	79	3207	40.6	32.8	10	16	61	0
<b>BEARS</b>	<b>79</b>	<b>3207</b>	<b>40.6</b>	<b>32.8</b>	<b>10</b>	<b>16</b>	<b>61</b>	<b>0</b>
<b>OPPONENTS</b>	<b>82</b>	<b>3197</b>	<b>39.0</b>	<b>34.6</b>	<b>4</b>	<b>16</b>	<b>65</b>	<b>0</b>

INTS	No	Yds	Avg	Lg	TD
Walterscheid	4	84	21.0	36	1
Campbell	3	36	12.0	15	0
Wilson	2	4	2.0	4	0
Muckensturm	2	2	1.0	2	0
Plank	1	20	20.0	20	0
Hicks	1	8	8.0	8	0
Fencik	1	8	8.0	8	0
Schmidt	1	0	0.0	0	0
Page	1	0	0.0	0	0
Ellis	1	0	0.0	0	0
<b>BEARS</b>	<b>17</b>	<b>162</b>	<b>9.5</b>	<b>36</b>	<b>1</b>
<b>OPPONENTS</b>	<b>25</b>	<b>161</b>	<b>6.4</b>	<b>41</b>	<b>1</b>

KO RETURNS	No	Yds	Avg	Lg	TD
Williams	27	666	24.7	95t	1
Suhey	19	409	21.4	31	0
Fisher	3	32	10.7	15	0
Watts	1	12	12.0	12	0
Walterscheid	1	12	12.0	12	0
McClendon	1	11	11.0	11	0
Earl	1	11	11.0	11	0
Herron	1	5	5.0	5	0
Haines	1	0	0.0	0	0
Ulmer	1	-2	-2.0	-2	0
<b>BEARS</b>	<b>56</b>	<b>1153</b>	<b>20.6</b>	<b>95t</b>	<b>1</b>
<b>OPPONENTS</b>	<b>58</b>	<b>1251</b>	<b>21.6</b>	<b>54</b>	<b>0</b>

PUNT RET.	Ret	FC	Yds	Avg	Lg	TD
Walterscheid	33	11	239	7.2	25	0
Lusby	4	1	14	3.5	14	0
Watts	2	0	20	10.0	11	0
Suhey	1	0	4	4.0	4	0
Plank	1	0	0	0.0	0	0
<b>BEARS</b>	<b>41</b>	<b>12</b>	<b>277</b>	<b>6.8</b>	<b>25</b>	<b>0</b>
<b>OPPONENTS</b>	<b>46</b>	<b>7</b>	<b>415</b>	<b>9.0</b>	<b>56</b>	<b>0</b>

FGs	1-19	20-29	30-39	40-49	50+
Thomas	1/1	5/5	4/8	3/4	0/0
<b>BEARS</b>	<b>1/1</b>	<b>5/5</b>	<b>4/8</b>	<b>3/4</b>	<b>0/0</b>
<b>OPPONENTS</b>	<b>1/2</b>	<b>7/8</b>	<b>3/8</b>	<b>3/4</b>	<b>0/0</b>
O/T Thomas: (42G, 34G) (37G, 34G, 38N) (0) (28G) (30G, 32N, 44G, 29G) (0) (18G) (30N, 47N) (35N) (0) (27G, 22G) (41G) (24G) (0) (0)					

DEFENSE	T	S	A	FF	FR	PD	Sa	Int
Fencik	125	94	31	0	3	8	1.0	1
Campbell	121	88	33	1	2	3	3.0	3
Muckensturm	120	101	19	0	1	1	3.0	2
Hicks	107	83	24	0	0	1	1.0	1
Plank	81	53	28	2	3	0	0.0	1
Hampton	73	56	17	2	0	1	11.5	0
Walterscheid	71	53	18	2	1	1	1.0	4
Page	68	50	18	0	2	4	9.5	1
Hartenstein	66	54	12	1	0	4	6.0	0
Osborne	65	54	11	1	2	5	8.0	0
<b>SACKS:</b> Hampton 11.5, Page 9.5, Osborne 8.0, Hartenstein 6.0, Campbell 3.0, Muckensturm 3.0, Wilson 2.0, Fencik 1.0, Hicks 1.0, Walterscheid 1.0								
<b>TEAM 46.0, OPPONENTS 33.0</b>								

USUAL STARTERS											
Offense						Defense					
WR.....James Scott						RE.....Mike Hartenstein					
LT.....Ted Albrecht						RT.....Alan Page					
LG.....Noah Jackson						LE.....Jim Osborne					
C.....Dan Neal						LB.....Dan Hampton					
RC.....Revie Sorey						WLB.....Gary Campbell					
RT.....Dennis Lick						MLB.....Tom Hicks					
TE.....Robin Earl						SLB.....Jerry Muckensturm					
WR.....Brian Baschnagel						RCB.....Allan Ellis					
QB.....Vince Evans						LCB.....Terry Schmidt					
RB.....Walter Payton						SS.....Gary Fencik					
FB.....Roland Harper						FS.....Doug Plank					

RANKINGS			
Team Stats	Bears	Avg	
Total Yards	4835	302.2	
Rushing Yards	2440	152.5	
Passing Yards	2395	289.2	
Points Scored	304	17.6	
Opp Avg			
Total Yards	4907	306.7	
Rushing Yards	2015	125.9	
Passing Yards	2892	180.8	
Points Scored	264	16.5	



## 1981 CHICAGO BEARS STATISTICS

**Record: 6-10, .375****5th Place, NFC Central****Head Coach: Neill Armstrong**

09/06 L 9-16	GREEN BAY	62,411
09/13 L 17-28	at San Francisco	49,520
09/20 W 28-17	TAMPA BAY	60,130
09/28 L 7-24	L.A. RAMS	62,461
10/04 L 21-24	at Minnesota	43,827
10/11 L 7-24	WASHINGTON	57,683
10/19 L 17-48	at Detroit	71,273
10/25 W 20-17	ot SAN DIEGO	52,905
11/01 L 10-20	at Tampa Bay	63,688
11/08 W 16-13	ot at Kansas City	60,605
11/15 L 17-21	at Green Bay	55,338
11/22 L 7-23	DETROIT	53,082
11/26 L 9-10	at Dallas	68,499
12/06 W 10-9	MINNESOTA	50,766
12/13 W 23-6	at Oakland	40,384
12/20 W 35-24	DENVER	40,125

	Bears	Opp
<b>TOTAL FIRST DOWNS</b>	<b>278</b>	<b>290</b>
Rushing	126	120
Passing	126	144
Penalty	26	26
3rd Down: Made/Att	95/268	73/233
3rd Down Pct.	35.4	31.3
4th Down: Made/Att	NA	NA
4th Down Pct.	NA	NA
<b>TOTAL NET YARDS</b>	<b>4633</b>	<b>5394</b>
Avg. Per Game	289.6	337.1
Total Plays	1134	1076
Avg. Per Play	4.1	5.0
<b>NET YARDS RUSHING</b>	<b>2171</b>	<b>2146</b>
Avg. Per Game	135.7	134.1
Total Rushes	608	521
<b>NET YARDS PASSING</b>	<b>2462</b>	<b>3248</b>
Avg. Per Game	153.9	203.0
Sacked/Yards Lost	35/266	31/279
Gross Yards	2728	3527
Att./Comp.	489/222	525/233
Completion Pct.	45.4	44.4
Had Intercepted	23	18
<b>PUNTS/AVERAGE</b>	<b>114/39.7</b>	<b>98/40.7</b>
<b>NET PUNTING AVG.</b>	<b>33.3</b>	<b>33.3</b>
<b>PENALTIES/YARDS</b>	<b>121/996</b>	<b>119/947</b>
<b>FUMBLES/BALL LOST</b>	<b>37/17</b>	<b>33/22</b>
<b>TOUCHDOWNS</b>	<b>31</b>	<b>39</b>
Rushing	13	13
Passing	14	23
Returns	4	3

PASSING	Att	Cmp	Yds	Cmp%	Yd/Att	TD	TD%	Int	Int%	Lg	Sack/Lost	Rating
Evans	436	195	2354	44.7	5.40	11	2.5	20	4.6	85t	23/173	51.0
Phipps	17	11	171	64.7	10.06	2	11.8	0	0.0	43	5/41	138.7
Avellini	32	15	185	46.9	5.78	1	3.1	3	9.4	72	7/52	36.4
Baschnagel	1	1	18	100.0	18.00	0	0.0	0	0.0	0	0/0	118.8
Payton	2	0	0	0.0	0.00	0	0.0	0	0.0	0	0/0	39.6
Parsons	1	0	0	0.0	0.00	0	0.0	0	0.0	0	0/0	39.6
<b>Bears</b>	<b>489</b>	<b>222</b>	<b>2728</b>	<b>45.4</b>	<b>5.82</b>	<b>14</b>	<b>3.0</b>	<b>23</b>	<b>4.9</b>	<b>85t</b>	<b>35/266</b>	<b>53.6</b>
<b>OPPONENTS</b>	<b>525</b>	<b>233</b>	<b>3527</b>	<b>44.4</b>	<b>6.72</b>	<b>23</b>	<b>4.4</b>	<b>18</b>	<b>3.4</b>	<b>94t</b>	<b>31/279</b>	<b>67.6</b>

Score by Period	1	2	3	4	OT	Tot
BEARS	41	71	55	80	6	253
OPPONENTS	83	83	63	95	0	324

SCORING	TDs	Ru-Pa	R	K-PAT	FG	S	Pts	
Roveto	0	0	0	0	19/20	10/18	0	49
Payton	8	6	2	0			0	48
Suhey	3	3	0	0			0	18
Evans	3	3	0	0			0	18
Baschnagel	3	0	3	0			0	18
Watts	3	0	3	0			0	18
Anderson	2	0	2	0			0	12
D. Williams	2	0	2	0			0	12
Thomas	0	0	0	0	2/3	2/3	0	8
Nielsen	0	0	0	0	8/8	0/2	0	8
Earl	1	0	1	0			0	6
Bell	1	0	0	1			0	6
J. Fisher	1	0	0	1			0	6
Margerum	1	0	0	1			0	6
Harper	1	0	0	1			0	6
Fencik	1	0	0	1			0	6
Harris	1	0	0	1			0	6
Plank	0	0	0	0			1	2
BEARS	31	13	14	4	29/31	12/23	1	253
OPPONENTS	39	13	23	3	36/38	17/29	1	324

RUSHING	No	Yds	Avg	Lg	TD
Payton	339	1222	3.6	39	6
Suhey	150	521	3.5	26	3
Evans	43	218	5.1	25	3
Harper	34	106	3.1	11	1
McClendon	30	74	2.5	17	0
D. Williams	2	19	9.5	14	0
Margerum	1	11	11.0	11	0
Baschnagel	1	10	10.0	10	0
Phipps	1	0	0.0	0	0
Avellini	3	-1	-0.3	0	0
Neal	1	-6	-6.0	-6	0
Parsons	1	-6	-6.0	-6	0
<b>BEARS</b>	<b>608</b>	<b>2171</b>	<b>3.6</b>	<b>39</b>	<b>13</b>
<b>OPPONENTS</b>	<b>521</b>	<b>2146</b>	<b>4.1</b>	<b>59</b>	<b>13</b>

RECEIVING	No	Yds	Avg	Lg	TD
Payton	41	379	9.2	30	2
Margerum	39	584	15.0	41	1
Baschnagel	34	554	16.3	72	3
Suhey	33	168	5.1	15	0
Watts	27	465	17.2	42	3
D. Williams	18	126	7.0	14	2
Earl	10	118	11.8	24	1
Anderson	9	243	27.0	85t	2
B. Williams	3	32	10.7	16	0
Cobb	2	20	10.0	11	0
Harper	2	10	5.0	8	0
McClendon	2	4	2.0	4	0
Harris	1	18	18.0	18	0
Zanders	1	7	7.0	7	0
<b>BEARS</b>	<b>222</b>	<b>2728</b>	<b>12.3</b>	<b>85t</b>	<b>14</b>
<b>OPPONENTS</b>	<b>233</b>	<b>3527</b>	<b>15.1</b>	<b>94t</b>	<b>23</b>

PUNTING	No	Yds	Avg	Net	TB	In	Lg	B
Parsons	114	4531	39.7	33.3	7	31	55	0
<b>BEARS</b>	<b>114</b>	<b>4531</b>	<b>39.7</b>	<b>33.3</b>	<b>7</b>	<b>31</b>	<b>55</b>	<b>0</b>
<b>OPPONENTS</b>	<b>98</b>	<b>3985</b>	<b>40.7</b>	<b>33.3</b>	<b>10</b>	<b>15</b>	<b>67</b>	<b>0</b>

INTS	No	Yds	Avg	Lg	TD
Fencik	6	121	20.2	69	1
Henderson	4	84	21.0	39	0
Schmidt	2	4	2.0	4	0
J. Fisher	2	3	1.5	3	0
Bell	1	92	92.0	92	1
Harris	1	44	44.0	44	1
Walterscheid	1	0	0.0	0	0
Singletary	1	-3	-3.0	-3	0
<b>BEARS</b>	<b>18</b>	<b>345</b>	<b>19.2</b>	<b>92</b>	<b>3</b>
<b>OPPONENTS</b>	<b>23</b>	<b>385</b>	<b>16.7</b>	<b>50</b>	<b>2</b>

KO RETURNS	No	Yds	Avg	Lg	TD
D. Williams	23	486	21.1	42	0
Moorehead	23	476	20.7	56	0
Baschnagel	2	34	17.0	23	0
J. Fisher	6	96	16.0	23	0
Frazier	6	77	12.8	15	0
B. Williams	1	35	35.0	35	0
B. Fisher	2	15	7.5	9	0
Anderson	1	-5	-5.0	-5	0
<b>BEARS</b>	<b>64</b>	<b>1214</b>	<b>19.0</b>	<b>56</b>	<b>0</b>
<b>OPPONENTS</b>	<b>44</b>	<b>937</b>	<b>21.3</b>	<b>47</b>	<b>0</b>

PUNT RET.	Ret	FC	Yds	Avg	Lg	TD
J. Fisher	43	20	509	11.8	88	1
Walterscheid	1	0	6	6.0	6	0
Plank	1	1	3	3.0	3	0
Baschnagel	0	3	0	0.0	0	0
<b>BEARS</b>	<b>45</b>	<b>24</b>	<b>518</b>	<b>11.5</b>	<b>88</b>	<b>1</b>
<b>OPPONENTS</b>	<b>66</b>	<b>12</b>	<b>594</b>	<b>9.0</b>	<b>55</b>	<b>1</b>

FGs	1-19	20-29	30-39	40-49	50+
Roveto	0/1	6/7	2/3	2/7	0/0
Thomas	0/0	1/2	1/1	0/0	0/0
Nielsen	0/0	0/1	0/1	0/0	0/0
<b>BEARS</b>	<b>0/1</b>	<b>7/10</b>	<b>3/5</b>	<b>2/7</b>	<b>0/0</b>
<b>OPPONENTS</b>	<b>1/1</b>	<b>3/5</b>	<b>6/8</b>	<b>6/11</b>	<b>1/4</b>

DEFENSE (Top 10)	T	S	A	FF	FR	PD	SA	Int
Fencik	135	112	23	2	1	17	1.0	0
Wilson	81	65	16	2	3	3	0.0	0
Campbell	77	47	30	0	1	2	0.0	0
Singletary	72	60	12	0	4	11	0.0	1
Hampton	68	56	12	1	0	4	9.0	0
Plank	67	51	16	0	4	11	3.0	0
Harris	61	47	14	1	3	5	2.0	1
Page	61	49	12	0	1	4	9.0	0
Henderson	58	52	6	0	1	19	0.0	4
Kunz	57	42	15	0	0	2	0.0	0
<b>SACKS:</b> Page 9.0, Hampton 9.0, Osborne 4.0, Plank 3.0, Harris 2.0, Hartenstine 2.0, Fencik 1.0, Walterscheid 1.0								
<b>TEAM 31.0, OPPONENTS 35.0</b>								

## USUAL STARTERS

Offense	Defense
WR.....Baschnagel/Watts	RE.....Al Harris
LT.....Ted Albrecht	RT.....Alan Page
LG.....Noah Jackson	LE.....Jim Osborne
C.....Dan Neal	LE.....Dan Hampton
RG.....Emanuel Zanders	WLB.....Gary Campbell
RT.....Keith Van Horne	MLB.....Mike Singletary
TE.....Robin Earl	SLB.....Otis Wilson
WR.....Margerum/Baschnagel	RCB.....Reuben Henderson
QB.....Vince Evans	LCB.....Terry Schmidt
RB.....Walter Payton	SS.....Gary Fencik
FB.....Matt Suhey	FS.....Doug Plank

## RANKINGS

Team Stats	Bears	Avg	Rank
Total Yards.....	4633	289.6	26
Rushing Yards.....	2171	135.7	11
Passing Yards.....	2462	153.9	27
Points Scored.....	253	15.8	-
	Opp	Avg	Rank
Total Yards.....	5394	337.1	19
Rushing Yards.....	2146	134.1	20
Passing Yards.....	3248	203.0	14
Points Scored.....	324	20.3	-

1982 CHICAGO BEARS STATISTICS

Record: 3-6, .333  
5th Place, NFC Central  
Head Coach: Mike Ditka

09/12	L	10-17	at Detroit	71,337
09/19	L	0-10	NEW ORLEANS	56,600
11/21	W	20-17	DETROIT	46,783
11/28	L	7-35	at Minnesota	54,724
12/05	W	26-13	NEW ENGLAND	36,973
12/12	L	14-20	at Seattle	52,826
12/19	L	7-10	ST. LOUIS	43,270
12/26	W	34-26	at L.A. Rams	46,502
01/02	L	23-26	ot at Tampa Bay	68,112

	Bears	Opp
<b>TOTAL FIRST DOWNS</b>	<b>153</b>	<b>166</b>
Rushing	56	53
Passing	83	102
Penalty	14	11
3rd Down: Made/Att	47/128	36/119
3rd Down Pct.	36.7	30.3
4th Down: Made/Att	1/4	3/9
4th Down Pct.	25.0	33.3
<b>TOTAL NET YARDS</b>	<b>2493</b>	<b>2851</b>
Avg. Per Game	277.0	316.8
Total Plays	571	585
Avg. Per Play	4.4	4.9
<b>NET YARDS RUSHING</b>	<b>988</b>	<b>902</b>
Avg. Per Game	109.8	100.2
Total Rushes	276	261
<b>NET YARDS PASSING</b>	<b>1505</b>	<b>1949</b>
Avg. Per Game	167.2	216.6
Sacked/Yards Lost	33/244	30/240
Gross Yards	1749	2189
Att./Comp.	262/141	294/164
Completion Pct.	53.8	55.8
Had Intercepted	11	13
<b>PUNTS/AVERAGE</b>	<b>59/41.6</b>	<b>49/41.6</b>
<b>NET PUNTING AVG.</b>	<b>35.2</b>	<b>37.1</b>
<b>PENALTIES/YARDS</b>	<b>58/422</b>	<b>52/451</b>
<b>FUMBLES/BALL LOST</b>	<b>16/8</b>	<b>20/7</b>
<b>TOUCHDOWNS</b>	<b>16</b>	<b>20</b>
Rushing	5	4
Passing	10	14
Returns	1	2

PASSING	Att	Cmp	Yds	Cmp%	Yd/Att	TD	TD%	Int	Int%	Lg	Sack/Lost	Rating
McMahon	210	120	1501	57.1	7.15	9	4.3	7	3.3	50t	27/196	80.1
Avellini	20	8	84	40.0	4.20	0	0.0	0	0.0	21	4/31	52.9
Evans	28	12	125	42.9	4.46	0	0.0	4	14.3	19	2/17	16.8
Payton	3	1	39	33.3	13.00	1	33.3	0	0.0	39	0/0	122.0
Baschnagel	1	0	0	0.0	0.00	0	0.0	0	0.0	0	0/0	39.6
<b>BEARS</b>	<b>262</b>	<b>141</b>	<b>1749</b>	<b>53.8</b>	<b>6.68</b>	<b>10</b>	<b>3.8</b>	<b>11</b>	<b>4.2</b>	<b>50t</b>	<b>33/244</b>	<b>69.9</b>
<b>OPPONENTS</b>	<b>294</b>	<b>164</b>	<b>2189</b>	<b>55.8</b>	<b>7.45</b>	<b>14</b>	<b>4.8</b>	<b>13</b>	<b>4.4</b>	<b>65</b>	<b>30/240</b>	<b>77.3</b>

Score by Period	1	2	3	4	OT	Tot
BEARS	44	50	17	30	0	141
OPPONENTS	37	60	30	44	3	174

SCORING	TDs: Ru-Pa-R	K-PAT	FG	S	Pts		
Moorehead	5	0	5	0	30		
Roveto	0	0	0	10/10	4/13	0	22
B. Thomas	0	0	0	6/6	5/7	0	21
Margerum	3	0	3	0	0	18	
Suhey	3	3	0	0	0	18	
Baschnagel	2	0	2	0	0	12	
McMahon	1	1	0	0	0	6	
Payton	1	1	0	0	0	6	
Wilson	1	0	0	1	0	6	
Osborne	0	0	0	0	1	2	

RUSHING	No	Yds	Avg	Lg	TD
Payton	148	596	4.0	26	1
Suhey	70	206	2.9	13	3
McMahon	24	105	4.4	11	1
McClendon	17	47	2.8	13	0
Gentry	4	21	5.3	9	0
Harper	3	7	2.3	8	0
C. Thomas	5	4	0.8	3	0
Moorehead	2	3	1.5	6	0
Evans	2	0	0.0	6	0
Watts	1	-1	-1.0	-1	0
<b>BEARS</b>	<b>276</b>	<b>988</b>	<b>3.6</b>	<b>26</b>	<b>5</b>
<b>OPPONENTS</b>	<b>261</b>	<b>902</b>	<b>3.5</b>	<b>47</b>	<b>4</b>

RECEIVING	No	Yds	Avg	Lg	TD
Suhey	36	333	9.3	45	0
Payton	32	311	9.7	40	0
Moorehead	30	363	12.1	50t	5
Margerum	14	207	14.8	28	3
Baschnagel	12	194	16.2	39	2
Watts	8	217	27.1	40	0
Earl	4	56	14.0	18	0
Scott	2	44	22.0	27	0
Gentry	1	9	9.0	9	0
Harper	1	8	8.0	8	0
McClendon	1	7	7.0	7	0
<b>BEARS</b>	<b>141</b>	<b>1749</b>	<b>12.4</b>	<b>50</b>	<b>10</b>
<b>OPPONENTS</b>	<b>164</b>	<b>2189</b>	<b>13.3</b>	<b>65</b>	<b>14</b>

PUNTING	No	Yds	Avg	Net	TB	In	Lg	B
Parsons	58	2394	41.3		3	9	81	0
McMahon	1	59	59.0		0	0	59	0
<b>BEARS</b>	<b>59</b>	<b>2453</b>	<b>41.6</b>	<b>35.2</b>	<b>3</b>	<b>9</b>	<b>81</b>	<b>0</b>
<b>OPPONENTS</b>	<b>49</b>	<b>2038</b>	<b>41.6</b>	<b>37.1</b>	<b>4</b>	<b>7</b>	<b>60</b>	<b>0</b>

INTS	No	Yds	Avg	Lg	TD
Schmidt	4	39	9.8	29	0
Fisher	3	19	6.3	19	0
Wilson	2	39	19.5	39t	1
Fencik	2	2	1.0	2	0
Frazier	2	0	0.0	0	0
<b>BEARS</b>	<b>13</b>	<b>99</b>	<b>7.6</b>	<b>39t</b>	<b>1</b>
<b>OPPONENTS</b>	<b>11</b>	<b>195</b>	<b>17.7</b>	<b>99t</b>	<b>2</b>

KO RETURNS	No	Yds	Avg	Lg	TD
Watts	14	330	23.6	36	0
Gentry	9	161	17.9	23	0
Fisher	7	102	14.6	20	0
Bell	1	14	14.0	14	0
Harper	2	10	5.0	10	0
Muckensturm	1	5	5.0	5	0
<b>BEARS</b>	<b>34</b>	<b>622</b>	<b>18.3</b>	<b>36</b>	<b>0</b>
<b>OPPONENTS</b>	<b>30</b>	<b>537</b>	<b>17.9</b>	<b>32</b>	<b>0</b>

PUNT RET.	Ret	FC	Yds	Avg	Lg	TD
Gentry	15	5	77	5.1	16	0
Fisher	9	6	65	7.2	17	0
<b>BEARS</b>	<b>24</b>	<b>11</b>	<b>142</b>	<b>5.9</b>	<b>17</b>	<b>0</b>
<b>OPPONENTS</b>	<b>34</b>	<b>7</b>	<b>314</b>	<b>9.2</b>	<b>37</b>	<b>0</b>

Fgs	1-19	20-29	30-39	40-49	50+
Roveto	1/1	0/0	0/4	2/4	1/4
B. Thomas	1/1	0/0	1/2	3/3	0/1
<b>BEARS</b>	<b>2/2</b>	<b>0/0</b>	<b>1/6</b>	<b>5/7</b>	<b>1/5</b>
<b>OPPONENTS</b>	<b>0/0</b>	<b>2/3</b>	<b>7/10</b>	<b>3/4</b>	<b>0/0</b>

DEFENSE	(Top 10)	T	S	A	FF	FR	PD	Sa	Int
Fencik	82	52	30	0	0	5	0	0	2
Hampton	71	62	9	1	0	0	0	7	0
Singletary	71	61	10	1	1	2	1	0	0
Walterscheid	62	45	17	0	0	5	0	0	0
Wilson	40	31	9	0	0	1	2	0	2
Campbell	36	24	12	1	2	5	1	0	2
Frazier	31	28	3	1	1	12	1	0	2
Osborne	31	27	4	1	0	2	5	0	0
Schmidt	30	24	6	0	0	10	0	0	4
Fisher	29	23	6	0	0	2	0	0	3

**SACKS:** Hampton 9.0, Osborne 4.5, Hartenstine 2.5, McMichael 2.5, Harris 3.5, Wilson 2.5, Singletary 1.0, Campbell 1.0, Frazier 1.0, Bell 1.0, Herron 1.0  
**TEAM 30.0, OPPONENTS 33.0**

USUAL STARTERS										RANKINGS			
Offense					Defense					Team Stats		Bears	
WR.....	Ken Margerum	RE.....	Al Harris		RT.....	Dan Hampton				Total Yards.....	2493.....	277.0.....	26
LT.....	Phil McKinnely	LT.....	Jim Osborne		LB.....	Mike Hartenstine				Rushing Yards.....	988.....	109.8.....	18
LG.....	Noah Jackson	LCB.....	Terry Schmidt		WLB.....	Gary Campbell				Passing Yards.....	1505.....	167.2.....	23
C.....	Dan Neal	SS.....	Gary Fencik		MLB.....	Mike Singletary				Points Scored.....	141.....	15.7.....	-
RG.....	Jeff Williams	SLB.....	Otis Wilson		RT.....	Keith Van Horne				Opp		Avg	Rank
TE.....	Emery Moorehead	RCB.....	Leslie Frazier		TE.....	Brian Baschnagel				Total Yards.....	2851.....	316.8.....	16
WR.....	Brian Baschnagel	QB.....	Jim McMahon		RB.....	Walter Payton				Rushing Yards.....	902.....	100.2.....	5
QB.....	Jim McMahon	FB.....	Matt Suhey		FB.....	Matt Suhey				Passing Yards.....	1949.....	216.6.....	21
RB.....	Walter Payton									Points Scored.....	174.....	19.3.....	-
FB.....	Matt Suhey												

## 1983 CHICAGO BEARS STATISTICS

**Record: 8-8, .500****T-2nd Place, NFC Central****Head Coach: Mike Ditka**

09/04 L 17-20	ATLANTA	60,165
09/11 W 17-10	TAMPA BAY	58,186
09/18 L 31-34 ot	at New Orleans	64,692
09/25 L 19-22 ot	at Baltimore	34,350
10/02 W 31-14	DENVER	58,210
10/09 L 14-23	MINNESOTA	59,632
10/16 L 17-31	at Detroit	66,709
10/23 W 7-6	at Philadelphia	45,263
10/30 L 17-38	DETROIT	58,764
11/06 L 14-21	at L.A. Rams	53,010
11/13 W 17-14	PHILADELPHIA	47,524
11/20 W 27-0	at Tampa Bay	36,816
11/27 W 13-3	SAN FRANCISCO	40,483
12/04 L 28-31	at Green Bay	51,147
12/11 W 19-13	at Minnesota	57,880
12/18 W 23-21	GREEN BAY	35,807

	Bears	Opp
<b>TOTAL FIRST DOWNS</b>	<b>308</b>	<b>286</b>
Rushing	154	113
Passing	136	154
Penalty	18	19
3rd Down: Made/Att	79/231	72/216
3rd Down Pct.	34.2	33.3
4th Down: Made/Att	14/22	8/14
4th Down Pct.	63.6	57.1
<b>TOTAL NET YARDS</b>	<b>5830</b>	<b>5132</b>
Avg. Per Game	364.4	320.8
Total Plays	1083	1023
Avg. Per Play	5.4	5.0
<b>NET YARDS RUSHING</b>	<b>2727</b>	<b>2000</b>
Avg. Per Game	170.4	125.0
Total Rushes	583	482
<b>NET YARDS PASSING</b>	<b>3103</b>	<b>3132</b>
Avg. Per Game	193.9	195.8
Sacked/Yards Lost	53/358	51/384
Gross Yards	3461	3526
Att./Comp.	447/255	490/249
Completion Pct.	57.0	50.8
Had Intercepted	21	22
<b>PUNTS/AVERAGE</b>	<b>92/36.9</b>	<b>99/38.6</b>
<b>NET PUNTING AVG.</b>	<b>92/31.7</b>	<b>99/32.1</b>
<b>PENALTIES/YARDS</b>	<b>107/869</b>	<b>86/687</b>
<b>FUMBLES/BALL LOST</b>	<b>26/14</b>	<b>37/17</b>
<b>TOUCHDOWNS</b>	<b>39</b>	<b>36</b>
Rushing	14	20
Passing	21	15
Returns	4	1

PASSING	Att	Cmp	Yds	Cmp%	Yd/Att	TD	TD%	Int	Int%	Lg	Sack/Lost	Rating
McMahon	295	175	2184	59.3	7.40	12	4.1	13	4.4	87t	42/266	77.7
Evans	145	76	1108	52.4	7.64	5	3.4	7	4.8	72	11/92	68.9
Payton	6	3	95	50.0	15.83	3	50.0	2	33.3	56	0/0	95.8
Suhey	1	1	74	100.0	74.00	1	100.0	0	0.0	74t	0/0	158.3
<b>BEARS</b>	<b>447</b>	<b>255</b>	<b>3461</b>	<b>57.0</b>	<b>7.74</b>	<b>21</b>	<b>4.7</b>	<b>22</b>	<b>4.9</b>	<b>87t</b>	<b>53/358</b>	<b>77.1</b>
<b>OPPONENTS</b>	<b>490</b>	<b>249</b>	<b>3526</b>	<b>50.8</b>	<b>7.20</b>	<b>15</b>	<b>3.1</b>	<b>21</b>	<b>4.3</b>	<b>74</b>	<b>51/384</b>	<b>66.8</b>

Score by Period	1	2	3	4	OT	Tot
BEARS	55	104	40	112	0	311
OPPONENTS	78	63	83	71	6	301

SCORING	TDs: Ru-Pa-R	K-PAT	FG	S	Pts
B.Thomas	0	0	0	0	35/38 14/25 0 77
Payton	8	6	2	0	0 48
Gault	8	0	8	0	0 48
Suhey	5	4	1	0	0 30
McKinnon	5	0	4	1	0 30
McMahon	3	2	1	0	0 18
Moorehead	3	0	3	0	0 18
Margerum	2	0	2	0	0 12
Evans	1	1	0	0	0 6
Frazier	1	0	0	1	0 6
Hutchinson	1	1	0	0	0 6
Schmidt	1	0	0	1	0 6
Hartenstine	1	0	0	1	0 6

<b>BEARS</b>	<b>39</b>	<b>14</b>	<b>21</b>	<b>4</b>	<b>35/38</b>	<b>14/25</b>	<b>0</b>	<b>311</b>
<b>OPPONENTS</b>	<b>36</b>	<b>20</b>	<b>15</b>	<b>1</b>	<b>34/36</b>	<b>17/23</b>	<b>0</b>	<b>301</b>

RUSHING	No	Yds	Avg	Lg	TD
Payton	314	1421	4.5	49t	6
Suhey	149	681	4.6	39	4
McMahon	55	307	5.6	32	2
Evans	22	142	6.5	27	1
Gentry	16	65	4.1	17	0
Gault	4	31	7.8	22	0
Parsons	1	27	27.0	27	0
C. Thomas	8	25	3.1	9	0
Hutchinson	6	13	2.2	5	1
Margerum	1	7	7.0	7	0
Moorehead	5	6	1.2	5	0
Baschnagel	2	2	1.0	2	0
<b>BEARS</b>	<b>583</b>	<b>2727</b>	<b>4.7</b>	<b>49t</b>	<b>14</b>
<b>OPPONENTS</b>	<b>482</b>	<b>2000</b>	<b>4.1</b>	<b>71</b>	<b>20</b>

RECEIVING	No	Yds	Avg	Lg	TD
Payton	53	607	11.5	74t	2
Suhey	49	429	8.8	52	1
Moorehead	42	597	14.2	36	3
Gault	40	836	20.9	87t	8
Margerum	21	336	16.0	60	2
McKinnon	20	326	16.3	49	4
Saldi	12	119	9.9	16	0
Dunsmore	8	102	12.8	24	0
Baschnagel	5	70	14.0	24	0
C. Thomas	2	13	6.5	7	0
Gentry	2	8	4.0	6	0
McMahon	1	18	18.0	18t	1
<b>BEARS</b>	<b>255</b>	<b>3461</b>	<b>13.6</b>	<b>87t</b>	<b>21</b>
<b>OPPONENTS</b>	<b>249</b>	<b>3526</b>	<b>14.2</b>	<b>74</b>	<b>15</b>

PUNTING	No	Yds	Avg	Net	TB	In	Lg	B
Parsons	79	2916	36.9		5	22	54	0
Stachowicz	12	447	37.3		0	0	48	2
McMahon	1	36	36.0		0	0	36	0
<b>BEARS</b>	<b>94</b>	<b>3399</b>	<b>36.9</b>	<b>36.2</b>	<b>5</b>	<b>22</b>	<b>54</b>	<b>2</b>
<b>OPPONENTS</b>	<b>99</b>	<b>3821</b>	<b>38.6</b>	<b>38.6</b>	<b>10</b>	<b>25</b>	<b>61</b>	<b>1</b>

INTS	No	Yds	Avg	Lg	TD
Frazier	7	135	19.3	56	1
Schmidt	5	31	6.2	32	1
Richardson	5	9	1.8	6	0
Fencik	2	34	17.0	20	0
Wilson	1	6	6.0	6	0
Singletary	1	0	0.0	0	0
<b>BEARS</b>	<b>21</b>	<b>215</b>	<b>10.2</b>	<b>56</b>	<b>2</b>
<b>OPPONENTS</b>	<b>22</b>	<b>291</b>	<b>13.2</b>	<b>35</b>	<b>1</b>

KO RETURNS	No	Yds	Avg	Lg	TD
Hutchinson	17	259	15.2	28	0
Gault	13	276	21.2	38	0
Gentry	7	130	18.6	28	0
Watts	5	79	15.8	21	0
Duerson	3	66	22.0	24	0
Baschnagel	3	42	14.0	19	0
McKinnon	2	42	21.0	25	0
<b>BEARS</b>	<b>58</b>	<b>953</b>	<b>16.4</b>	<b>38</b>	<b>0</b>
<b>OPPONENTS</b>	<b>66</b>	<b>1229</b>	<b>18.6</b>	<b>61</b>	<b>0</b>

PUNT RET.	Ret	FC	Yds	Avg	Lg	TD
McKinnon	34	3	316	9.3	59	1
Fisher	13	3	71	5.5	11	0
Gault	9	1	61	6.8	12	0
<b>BEARS</b>	<b>56</b>	<b>7</b>	<b>448</b>	<b>8.0</b>	<b>59</b>	<b>1</b>
<b>OPPONENTS</b>	<b>44</b>	<b>13</b>	<b>322</b>	<b>7.3</b>	<b>34</b>	<b>0</b>

FGs	1-19	20-29	30-39	40-49	50+
B. Thomas	1/1	9/9	0/4	3/6	1/5
<b>BEARS</b>	<b>1/1</b>	<b>9/9</b>	<b>0/4</b>	<b>3/6</b>	<b>1/5</b>
<b>OPPONENTS</b>	<b>1/1</b>	<b>7/7</b>	<b>7/8</b>	<b>2/6</b>	<b>0/1</b>

DEFENSE	(Top 10)	T	S	A	FF	FR	PD	Sa	Int
Singletary	147	120	27	1	4	7	3.5	1	0
Bell	115	92	23	1	1	6	3.0	0	0
Wilson	103	87	16	2	0	7	1.0	1	0
Hartenstine	71	56	15	3	1	4	12.0	0	0
Richardson	69	58	11	0	1	20	0.0	5	0
Osborne	61	48	13	5	1	2	5.0	0	0
Frazier	60	52	8	0	1	21	0.0	7	0
Harris	57	48	9	0	2	0	7.0	0	0
Duerson	51	41	10	1	0	4	0.0	0	0
Hampton	47	40	7	0	0	4	5.0	0	0

**SACKS:** Hartenstine 12.0, McMichael 8.5, Harris 7.0, Hampton 5.0, Osborne 5.0, Singletary 3.5, Bell 3.0, Dent 3.0, Cabral 1.0, Campbell 1.0, Keys 1.0  
**TEAM 51.0, OPPONENTS 53.0**

## USUAL STARTERS

**Offense**  
 WR.....Willie Gault  
 LT.....Jim Covert  
 LG.....Noah Jackson  
 CG.....Jay Hilgenberg  
 RG.....Kurt Becker  
 RT.....Keith Van Horne  
 TE.....Emery Moorehead  
 WR.....Ken Margerum  
 QB.....Jim McMahon  
 RB.....Walter Payton  
 FB.....Matt Suhey

**Defense**  
 RE.....Dan Hampton  
 RT.....Steve McMichael  
 LT.....Jim Osborne  
 LE.....Mike Hartenstine  
 WLB.....Al Harris  
 MLB.....Mike Singletary  
 SLB.....Otis Wilson  
 RCB.....Leslie Frazier  
 LCB.....Mike Richardson  
 SS.....Todd Bell  
 FS.....Gary Fencik

## RANKINGS

Team Stats	Bears	Avg	Rank
Total Yards.....	5830	364.4	4
Rushing Yards.....	2727	170.4	1
Passing Yards.....	3103	193.9	17
Points Scored.....	311	19.4	-
	Opp	Avg	Rank
Total Yards.....	5132	320.8	8
Rushing Yards.....	2000	125.0	t11
Passing Yards.....	3132	195.8	12
Points Scored.....	301	18.8	-

## 1984 CHICAGO BEARS STATISTICS

**Record: 10-6, 625****1st Place, NFC Central****Head Coach: Mike Ditka**

09/02 W	34-14	TAMPA BAY	58,789
09/09 W	27-0	DENVER	54,335
09/16 W	9-7	at Green Bay	55,795
09/23 L	9-38	at Seattle	61,520
09/30 L	14-23	DALLAS	63,623
10/07 W	20-7	NEW ORLEANS	53,752
10/14 L	21-38	at St. Louis	49,554
10/21 W	44-9	at Tampa Bay	60,003
10/28 W	16-7	MINNESOTA	57,517
11/04 W	17-6	L.A. RAIDERS	59,858
11/11 L	13-29	at L.A. Rams	62,021
11/18 W	16-14	DETROIT	54,911
11/25 W	34-3	at Minnesota	56,881
12/03 L	7-20	at San Diego	45,470
12/09 L	14-20	GREEN BAY	59,374
12/16 W	30-13	at Detroit	53,252

**PLAYOFFS**

12/30 W	23-19	at Washington	55,431
01/06 L	0-23	at San Francisco	61,040

**Bears**

<b>TOTAL FIRST DOWNS</b>	<b>297</b>	<b>216</b>
Rushing	164	72
Passing	115	122
Penalty	18	22
3rd Down: Made/Att	105/256	55/209
3rd Down Pct.	41.0	26.3
4th Down: Made/Att	9/23	2/11
4th Down Pct.	39.1	18.2
<b>TOTAL NET YARDS</b>	<b>5437</b>	<b>3860</b>
Avg. Per Game	339.8	241.3
Total Plays	1100	885
Avg. Per Play	4.9	4.4
<b>NET YARDS RUSHING</b>	<b>2974</b>	<b>1377</b>
Avg. Per Game	185.9	86.1
Total Rushes	674	378
<b>NET YARDS PASSING</b>	<b>2463</b>	<b>2486</b>
Avg. Per Game	153.9	155.4
Sacked/Yards Lost	36/232	72/583
Gross Yards	2695	3069
Att./Comp.	390/226	435/197
Completion Pct.	57.9	45.3
Had Intercepted	15	21
<b>PUNTS/AVERAGE</b>	<b>85/39.2</b>	<b>100/41.3</b>
<b>NET PUNTING AVG.</b>	<b>85/35.3</b>	<b>100/34.3</b>
<b>PENALTIES/YARDS</b>	<b>114/851</b>	<b>86/698</b>
<b>FUMBLES/BALL LOST</b>	<b>31/16</b>	<b>33/13</b>
<b>TOUCHDOWNS</b>	<b>37</b>	<b>29</b>
Rushing	22	10
Passing	14	14
Returns	1	5

PASSING	Att	Cmp	Yds	Cmp%	Yd/Att	TD	TD%	Int	Int%	Lg	Sack/Lost	Rating
McMahon	143	85	1146	59.4	8.01	8	5.6	2	1.4	61t	10/48	97.8
Fuller	78	53	595	67.9	7.63	3	3.8	0	0.0	30	7/41	103.1
Lisch	85	43	413	50.6	4.86	0	0.0	6	7.1	23	13/91	34.9
Avellini	53	30	288	56.6	4.54	0	0.0	3	5.7	50	5/43	48.1
Landry	21	11	199	52.4	9.48	1	4.8	3	14.3	55	0/0	62.8
Payton	8	3	47	37.5	5.88	2	40.0	0	0.0	17	0/0	66.9
Baschnagel	2	1	7	50.0	3.5	0	0.0	1	15.0	7	0/0	43.9
<b>BEARS</b>	<b>390</b>	<b>226</b>	<b>2695</b>	<b>57.9</b>	<b>6.91</b>	<b>14</b>	<b>3.6</b>	<b>15</b>	<b>3.8</b>	<b>61t</b>	<b>36/232</b>	<b>75.3</b>
<b>OPPONENTS</b>	<b>435</b>	<b>197</b>	<b>3069</b>	<b>45.4</b>	<b>7.07</b>	<b>14</b>	<b>3.2</b>	<b>21</b>	<b>4.8</b>	<b>88t</b>	<b>72/583</b>	<b>60.0</b>

Score by Period	1	2	3	4	OT	Tot
BEARS	91	107	62	65	0	325
OPPONENTS	33	73	53	89	0	248

SCORING	TDs	Ru	Pa	R	K	PAT	FG	S	Pts
Thomas	0	0	0	0	35/37	22/28	0	101	
Payton	11	11	0	0	0	0	0	66	
Suhey	6	4	2	0	0	0	0	36	
Gault	6	0	6	0	0	0	0	36	
McKinnon	3	0	3	0	0	0	0	18	
McMahon	2	2	0	0	0	0	0	12	
Fuller	1	1	0	0	0	0	0	6	
Landry	1	1	0	0	0	0	0	6	
Bell	1	0	0	1	0	0	0	6	
Gentry	1	1	0	0	0	0	0	6	
Hutchinson	1	1	0	0	0	0	0	6	
C. Thomas	1	1	0	0	0	0	0	6	
Anderson	1	0	1	0	0	0	0	6	
Dunsmore	1	0	1	0	0	0	0	6	
Moorehead	1	0	1	0	0	0	0	6	
<b>BEARS</b>	<b>37</b>	<b>22</b>	<b>14</b>	<b>1</b>	<b>35/37</b>	<b>22/28</b>	<b>1</b>	<b>325</b>	
<b>OPPONENTS</b>	<b>29</b>	<b>10</b>	<b>14</b>	<b>5</b>	<b>26/29</b>	<b>16/21</b>	<b>0</b>	<b>248</b>	

RUSHING	No	Yds	Avg	Lg	TD
Payton	381	1684	4.4	72	11
Suhey	124	424	3.4	21	4
McMahon	39	276	7.1	30	2
C. Thomas	40	186	4.7	37	1
Lisch	18	121	6.7	31	0
Fuller	15	89	5.9	26	1
Gentry	21	79	3.8	22	1
Jordan	11	70	6.4	29	0
Hutchinson	14	39	2.8	6	1
McKinnon	2	12	6.0	21	0
Landry	2	1	0.5	1t	1
Avellini	3	-5	-1.7	0	0
Moorehead	1	-2	-2.0	-2	0
<b>BEARS</b>	<b>674</b>	<b>2974</b>	<b>4.4</b>	<b>72</b>	<b>22</b>
<b>OPPONENTS</b>	<b>378</b>	<b>1377</b>	<b>3.6</b>	<b>44</b>	<b>10</b>

RECEIVING	No	Yds	Avg	Lg	TD
Payton	45	368	8.2	31	0
Suhey	41	309	7.5	23	2
Gault	34	587	17.3	61t	6
McKinnon	30	434	14.5	32	3
Moorehead	29	497	17.1	50	1
Dunsmore	9	106	11.8	25	1
Saldi	9	90	10.0	20	0
C. Thomas	9	39	4.3	9	0
Baschnagel	6	53	8.8	17	0
Gentry	4	29	7.3	13	0
Anderson	3	77	25.7	49	1
Krenk	2	31	15.5	24	0
McMahon	1	42	42.0	42	0
Cameron	1	13	13.0	13	0
Cabral	1	7	7.0	7	0
<b>BEARS</b>	<b>226</b>	<b>2695</b>	<b>11.9</b>	<b>61t</b>	<b>14</b>
<b>OPPONENTS</b>	<b>197</b>	<b>3069</b>	<b>15.6</b>	<b>88t</b>	<b>14</b>

PUNTING	No	Yds	Avg	Net	TB	In	Lg	B
Finzer	83	3328	40.1	35.3	4	26	87	2
<b>BEARS</b>	<b>85</b>	<b>3328</b>	<b>39.2</b>	<b>35.3</b>	<b>4</b>	<b>26</b>	<b>87</b>	<b>2</b>
<b>OPPONENTS</b>	<b>100</b>	<b>4130</b>	<b>41.3</b>	<b>34.3</b>	<b>7</b>	<b>12</b>	<b>62</b>	<b>0</b>

INTS	No	Yds	Avg	Lg	TD
Fencik	5	102	20.4	61	0
Frazier	5	89	17.8	33	0
Bell	4	46	11.5	36	1
Richardson	2	7	3.5	7	0
Harris	1	34	34.0	34	0
Gayle	1	1	1.0	1	0
Duerson	1	9	9.0	9	0
Singletary	1	4	4.0	4	0
Schmidt	1	0	0.0	0	0
<b>BEARS</b>	<b>21</b>	<b>290</b>	<b>13.8</b>	<b>61</b>	<b>1</b>
<b>OPPONENTS</b>	<b>15</b>	<b>241</b>	<b>16.1</b>	<b>66</b>	<b>3</b>

KO RETURNS	No	Yds	Avg	Lg	TD
Cameron	26	485	18.7	40	0
Gentry	11	209	19.0	33	0
Duerson	5	95	19.0	26	0
Bell	1	35	35.0	35	0
Jordan	5	62	12.4	22	0
Gault	1	12	12.0	12	0
<b>BEARS</b>	<b>49</b>	<b>898</b>	<b>18.3</b>	<b>40</b>	<b>0</b>
<b>OPPONENTS</b>	<b>68</b>	<b>1443</b>	<b>21.2</b>	<b>97</b>	<b>1</b>

PUNT RET.	Ret	FC	Yds	Avg	Lg	TD
Fisher	58	11	492	8.5	28	0
Duerson	1	0	4	4.0	4	0
McKinnon	5	0	62	12.4	18	0
<b>BEARS</b>	<b>64</b>	<b>11</b>	<b>558</b>	<b>8.7</b>	<b>28</b>	<b>0</b>
<b>OPPONENTS</b>	<b>41</b>	<b>12</b>	<b>249</b>	<b>6.1</b>	<b>21</b>	<b>0</b>

FGs	1-19	20-29	30-39	40-49	50+
B. Thomas	3/3	6/7	5/6	6/9	2/3
<b>BEARS</b>	<b>3/3</b>	<b>6/7</b>	<b>5/6</b>	<b>6/9</b>	<b>2/3</b>
<b>OPPONENTS</b>	<b>0/0</b>	<b>6/6</b>	<b>1/2</b>	<b>8/11</b>	<b>1/2</b>

**DEFENSE**

(Top 10)	T	S	A	FF	FR	PD	Sa	Int
Singletary	116	81	35	3	1	4	3.5	1
Fencik	103	82	21	0	1	9	1.0	5
Bell	77	58	19	1	2	5	4.5	4
Harris	68	52	16	0	0	6	2.0	1
Wilson	61	47	14	1	0	3	7.5	0
Hampton	54	40	14	1	3	2	11.5	0
McMichael	42	30	12	0	0	2	10.0	0
Dent	39	31	8	4	1	1	17.5	0
Richardson	36	31	5	0	1	13	0.0	2
Hartenstine	36	24	12	2	2	0	6.0	0
<b>SACKS:</b>	<b>Dent 17.5, Hampton 11.5, McMichael 10.0, Wilson 7.5, Hartenstine 6.0, Bell 4.5, Singletary 3.5, Duerson 3.0, Keys 2.5, Harris 2.0, Waechter 2.0, Fencik 1.0, Osborne 1.0</b>							
<b>TEAM 72.0, OPPONENTS 36.0</b>								

**USUAL STARTERS**

Offense
WR.....Willie Gault
LT.....Jim Covert
LG.....Mark Bortz
CG.....Jay Hilgenberg
RG.....Kurt Becker
RT.....Keith Van Horne
TE.....Emery Moorehead
WR.....Dennis McKinnon
QB.....S. Fuller// McMahon
RB.....Walter Payton
FB.....Matt Suhey

Defense
RE.....Richard Dent
LT.....Dan Hampton
LT.....Steve McMichael
LE.....Mike Hartenstine
WLB.....Al Harris
MLB.....Mike Singletary
SLB.....Otis Wilson
RCB.....Leslie Frazier
LCB.....Mike Richardson
SS.....Todd Bell
FS.....Gary Fencik

**RANKINGS**

Team Stats	Bears	Avg	Rank
Total Yards	5437	339.8	7
Rushing Yards	2974	185.9	1
Passing Yards	2463	153.9	26
Points Scored	325	20.3	-
	Opp	Avg	Rank
Total Yards	3860	241.3	1
Rushing Yards	1377	86.1	1
Passing Yards	2486	155.4	2
Points Scored	248	15.5	-

## 1985 CHICAGO BEARS STATISTICS

**Record: 15-1, .938****1st Place, NFC Central****Head Coach: Mike Ditka**

09/08 W	38-28	TAMPA BAY	57,828
09/15 W	20-7	NEW ENGLAND	60,533
09/19 W	33-24	at Minnesota	61,242
09/29 W	45-10	WASHINGTON	63,708
10/06 W	27-19	at Tampa Bay	51,795
10/13 W	26-10	at San Francisco	60,523
10/21 W	23-7	GREEN BAY	65,095
10/27 W	27-9	MINNESOTA	63,815
11/03 W	16-10	at Green Bay	55,343
11/10 W	24-3	DETROIT	53,467
11/17 W	44-0	at Dallas	63,855
11/24 W	36-0	ATLANTA	61,769
12/02 L	24-38	at Miami	75,594
12/08 W	17-10	INDIANAPOLIS	59,997
12/14 W	19-6	at New York Jets	74,752
12/22 W	37-17	at Detroit	74,042

**PLAYOFFS**

01/05 W	21-0	N.Y. GIANTS	62,076
01/12 W	24-0	L.A. RAMS	63,522
01/26* W	46-10	New England	73,818

\*Super Bowl XX at Superdome in New Orleans

Score by Period	1	2	3	4	OT	Tot
BEARS	67	144	123	122	0	456
OPPONENTS	50	77	34	37	0	198

SCORING	TDs: Ru-Pa-	R K-PAT	FG	S	Pts
Butler	0	0	0	0	51/51 31/38
Payton	11	9	2	0	66
McKinnon	7	0	7	0	42
Fuller	5	5	0	0	30
McMahon	4	3	1	0	24
Thomas	4	4	0	0	24
Gentry	3	2	0	1	18
Perry	3	2	1	0	18
Suhey	2	1	1	0	12
Margerum	2	0	2	0	12
Gault	2	0	1	1	12
Wilson	1	0	0	1	8
Dent	1	0	0	1	6
Frazier	1	0	0	1	6
Wrightman	1	0	1	0	6
Rivera	1	0	0	1	6
Moorehead	1	0	1	0	6
Sanders	1	1	0	0	6
Richardson	1	0	1	0	6
McMichael	0	0	0	0	1 2
Waechter	0	0	0	0	1 2
BEARS	51	27	17	51/51 31/38	3 456
OPPONENTS	23	6	16	22/23 12/19	1 198

BEARS 51 27 17 7 51/51 31/38 3 456  
OPPONENTS 23 6 16 1 22/23 12/19 1 198

	Bears	Opp
<b>TOTAL FIRST DOWNS</b>	<b>343</b>	<b>236</b>
Rushing	176	74
Passing	145	141
Penalty	22	21
3rd Down: Made/Att	85/219	61/205
3rd Down Pct.	38.8	27.8
4th Down: Made/Att	5/13	6/16
4th Down Pct.	38.5	37.5
<b>TOTAL NET YARDS</b>	<b>5837</b>	<b>4135</b>
Avg. Per Game	364.8	258.4
Total Plays	1085	945
Avg. Per Play	5.4	4.4
<b>NET YARDS RUSHING</b>	<b>2761</b>	<b>1319</b>
Avg. Per Game	172.6	82.4
Total Rushes	610	359
<b>NET YARDS PASSING</b>	<b>3076</b>	<b>2816</b>
Avg. Per Game	192.3	176.0
Sacked/Yards Lost	43/227	64/483
Gross Yards	3303	3299
Att./Comp.	432/237	522/249
Completion Pct.	54.9	47.7
Had Intercepted	16	34
<b>PUNTS/AVERAGE</b>	<b>68/42.4</b>	<b>90/40.4</b>
<b>NET PUNTING AVG.</b>	<b>68/35.1</b>	<b>90/33.5</b>
<b>PENALTIES/YARDS</b>	<b>104/912</b>	<b>115/934</b>
<b>FUMBLES/BALL LOST</b>	<b>24/15</b>	<b>30/20</b>
<b>TOUCHDOWNS</b>	<b>51</b>	<b>23</b>
Rushing	27	6
Passing	17	16
Returns	7	1

PASSING	Att	Cmp	Yds	Cmp%	Yd/Att	TD	TD%	Int	Int%	Lg	Sack/Lost	Rating
McMahon	313	178	2392	56.9	7.64	15	4.8	11	3.5	70t	26/125	82.8
Fuller	107	53	777	49.5	7.26	1	0.9	5	4.7	69	17/102	57.0
Payton	5	3	96	60.0	19.2	1	20.0	0	0.0	50	0/0	143.8
Tomczak	6	2	33	33.3	5.5	0	0.0	0	0.0	24	0/0	52.8
Buford	1	1	5	100.0	5.0	0	0.0	0	0.0	5	0/0	96.1
<b>BEARS</b>	<b>432</b>	<b>237</b>	<b>3303</b>	<b>54.9</b>	<b>7.65</b>	<b>17</b>	<b>3.9</b>	<b>16</b>	<b>3.7</b>	<b>70t</b>	<b>43/227</b>	<b>75.6</b>
<b>OPPONENTS</b>	<b>522</b>	<b>249</b>	<b>3299</b>	<b>47.7</b>	<b>6.3</b>	<b>16</b>	<b>3.1</b>	<b>34</b>	<b>6.5</b>	<b>90t</b>	<b>64/483</b>	<b>52.4</b>

PUNTING	No	Yds	Avg	Net	TB	In	Lg	B
Buford	68	2870	42.2	35.1	14	18	69	1
<b>BEARS</b>	<b>69</b>	<b>2870</b>	<b>41.6</b>	<b>35.1</b>	<b>14</b>	<b>18</b>	<b>69</b>	<b>1</b>
<b>OPPONENTS</b>	<b>90</b>	<b>3639</b>	<b>40.4</b>	<b>33.5</b>	<b>6</b>	<b>11</b>	<b>75</b>	<b>1</b>

INTS	No	Yds	Avg	Lg	TD
Frazier	6	119	19.8	33	1
Duerson	5	58	11.6	25	0
Fencik	5	38	7.6	22	0
Marshall	4	27	5.4	14	0
Richardson	4	174	43.5	90	1
Wilson	3	35	11.7	23	1
Taylor	3	28	9.3	18	0
Dent	2	10	5	9	1
Singletary	1	23	23.0	23	0
Rivera	1	4	4.0	4	0
<b>BEARS</b>	<b>34</b>	<b>512</b>	<b>15.1</b>	<b>90</b>	<b>4</b>
<b>OPPONENTS</b>	<b>46</b>	<b>99</b>	<b>2.2</b>	<b>43</b>	<b>1</b>

KO RETURNS	No	Yds	Avg	Lg	TD
Gault	22	577	26.2	99t	1
Gentry	18	466	25.9	94t	1
Taylor	1	18	18.0	18	0
McKinnon	1	16	16.0	16	0
Sanders	1	10	10.0	10	0
Marshall	0	2	0.0	2	0
<b>BEARS</b>	<b>43</b>	<b>1089</b>	<b>25.3</b>	<b>99t</b>	<b>2</b>
<b>OPPONENTS</b>	<b>78</b>	<b>1827</b>	<b>23.4</b>	<b>98</b>	<b>0</b>

PUNT RET.	Ret	FC	Yds	Avg	Lg	TD
Taylor	25	8	198	7.9	21	0
Ortego	17	2	158	9.3	23	0
Duerson	6	0	47	7.8	11	0
Gentry	0	0	47	0.0	47	0
McKinnon	4	0	44	11.0	11	0
Maness	2	0	9	4.5	5	0
<b>BEARS</b>	<b>54</b>	<b>10</b>	<b>503</b>	<b>9.3</b>	<b>47</b>	<b>0</b>
<b>OPPONENTS</b>	<b>24</b>	<b>9</b>	<b>203</b>	<b>8.5</b>	<b>29</b>	<b>0</b>

FGs	1-19	20-29	30-39	40-49	50+
Butler	2/2	13/13	13/14	3/6	0/3
<b>BEARS</b>	<b>2/2</b>	<b>13/13</b>	<b>13/14</b>	<b>3/6</b>	<b>0/3</b>
<b>OPPONENTS</b>	<b>1/1</b>	<b>2/3</b>	<b>5/6</b>	<b>3/5</b>	<b>1/4</b>

**DEFENSE****(Top 10)**

	T	S	A	FF	FR	PD	SA	Int
Fencik	118	98	20	0	1	15	0.0	5
Singletary	113	89	24	0	3	5	3.0	1
Marshall	78	60	18	2	4	6	6.0	4
Wilson	69	54	15	0	2	5	11.5	3
Duerson	64	55	9	1	1	10	2.0	5
Frazier	52	45	7	0	0	22	0.0	6
McMichael	44	39	5	0	1	2	8.0	0
Richardson	41	37	4	0	1	25	0.0	4
Dent	38	33	5	7	2	7	17.0	2
Hampton	32	26	6	2	3	4	5.5	0

**SACKS:** Dent 17.0, Wilson 11.5, McMichael 8.0, Marshall 6.0, Hampton 5.5, Perry 5.0, Singletary 3.0, Waechter 2.5, Duerson 2.0, Keys 2.0, Hartenstein 1.0, Rivera 0.5

**TEAM 64.0, OPPONENTS 43.0**

**USUAL STARTERS**

Offense	Defense
WR.....Willie Gault	RE.....Richard Dent
LT.....Jim Covert	RT.....William Perry
LG.....Mark Bortz	LT.....Steve McMichael
C.....Jay Hilgenberg	LE.....Dan Hampton
RG.....Tom Thayer	WLB.....Wilbur Marshall
RT.....Keith Van Horne	MLB.....Mike Singletary
TE.....Emery Moorehead	SLB.....Otis Wilson
WR.....Dennis McKinnon	RCB.....Leslie Frazier
QB.....Jim McMahon	LCB.....Mike Richardson
RB.....Walter Payton	SS.....Dave Duerson
FB.....Matt Suhey	FS.....Gary Fencik

**RANKINGS**

Team Stats	Bears	Avg	Rank
Total Yards.....	5837	364.8	7
Rushing Yards.....	2761	172.6	1
Passing Yards.....	3076	192.3	20
Points Scored.....	456	28.5	-

	Opp	Avg	Rank
Total Yards.....	4135	258.4	1
Rushing Yards.....	1319	82.4	1
Passing Yards.....	2816	176.0	3
Points Scored.....	198	12.4	-

1986 CHICAGO BEARS STATISTICS

Record: 14-2, .875

1st Place, NFC Central

Head Coach: Mike Ditka

09/07 W	41-31	CLEVELAND	66,030
09/14 W	13-10 ot	PHILADELPHIA	65,130
09/22 W	25-12	at Green Bay	55,527
09/28 W	44-7	at Cincinnati	55,146
10/05 W	23-0	MINNESOTA	63,921
10/12 W	20-7	at Houston	46,026
10/19 L	7-23	at Minnesota	62,851
10/26 W	13-7	DETROIT	62,064
11/03 L	17-20	L.A. RAMS	64,877
11/09 W	23-3	at Tampa Bay	70,097
11/16 W	13-10	at Atlanta	55,520
11/23 W	12-10	GREEN BAY	59,291
11/30 W	13-10 ot	PITTSBURGH	61,425
12/07 W	48-14	TAMPA BAY	52,746
12/15 W	16-13	at Detroit	75,602
12/21 W	24-10	at Dallas	57,256
PLAYOFFS			
01/03 L	13-27	WASHINGTON	65,141

	Bears	Opp.
TOTAL FIRST DOWNS	305	241
Rushing	166	67
Passing	118	151
Penalty	21	23
3rd Down: Made/Att	77/207	74/228
3rd Down Pct.	37.0	32.0
4th Down: Made/Att	5/12	11/21
4th Down Pct.	42.0	52.0
TOTAL NET YARDS	5459	4130
Avg. Per Game	341.2	258.1
Total Plays	1045	1002
Avg. Per Play	5.2	4.1
NET YARDS RUSHING	2700	1463
Avg. Per Game	168.8	91.4
Total Rushes	606	427
NET YARDS PASSING	2759	2667
Avg. Per Game	172.4	166.7
Sacked/Yards Lost	24/153	62/503
Gross Yards	2912	3170
Att./Comp.	415/208	513/243
Completion Pct.	50.1	47.4
Had Intercepted	25	31
PUNTS/AVERAGE	70/40.7	100/40.9
NET PUNTING AVG.	70/36.9	100/33.5
PENALTIES/YARDS	98/765	110/861
FUMBLES/BALL LOSS	36/22	27/16
TOUCHDOWNS	38	20
Rushing	21	4
Passing	12	12
Returns	5	4

PASSING	Att	Cmp	Yds	Cmp%	Yd/Att	TD	TD%	Int	Int%	Lg	Sack/Lost	Rating
Tomczak	151	74	1105	49.0	7.32	2	1.3	10	6.6	85	4/30	50.2
McMahon	150	77	995	51.3	6.63	5	3.3	8	5.3	58t	6/40	61.4
Fuller	64	34	451	53.1	7.05	2	3.1	4	6.3	50t	8/53	60.1
Flutie	46	23	361	50.0	7.85	3	6.5	2	4.3	58t	6/30	80.1
Payton	4	0	0	0.0	0.00	0	0.0	1	25.0	0	0/0	0.0
BEARS	415	208	2912	50.1	7.02	12	2.9	25	6.0	85	24/153	57.6
OPPONENTS	513	243	3170	47.7	6.18	12	2.3	31	6.0	65t	62/503	49.9

Score by Period	1	2	3	4	OT	Tot
BEARS	88	84	82	92	6	352
OPPONENTS	35	36	65	51	0	187

SCORING	TDs	Ru-Pa	R	K-PAT	FG	S	Pts
Butler	0	0	0	0	36/38	28/41	0 120
Payton	11	8	3	0			0 66
Gault	5	0	5	0			0 30
Sanders	5	5	0	0			0 30
Gentry	3	1	0	2			0 18
Tomczak	3	3	0	0			0 18
Marshall	2	0	0	2			0 12
Ortego	2	0	2	0			0 12
Suhey	2	2	0	0			0 12
Anderson	1	0	1	0			0 6
Barnes	1	0	0	1			0 6
Flutie	1	1	0	0			0 6
McMahon	1	1	0	0			0 6
Moorehead	1	0	1	0			0 6
Hampton	0	0	0	0			1 2
McMichael	0	0	0	0			1 2
BEARS	38	21	12	5	36/38	28/41	2 352
OPPONENTS	20	4	12	4	19/20	16/22	0 187

RUSHING	No	Yds	Avg	Lg	TD
Payton	321	1333	4.2	41	8
Suhey	84	270	3.2	17	2
Sanders	27	224	8.3	75t	5
Thomas	56	224	4.0	23	0
McMahon	22	152	6.9	23	1
Anderson	35	146	4.2	23	0
Tomczak	23	117	5.1	16	3
Gentry	11	103	9.4	29	1
Gault	8	79	9.9	33	0
Flutie	9	36	4.0	19	1
Fuller	8	30	3.8	10	0
Perry	1	-1	-1.0	-1	0
Buford	1	-13	-13.0	-13	0
BEARS	606	2700	4.5	75t	21
OPPONENTS	427	1463	3.4	33	4

RECEIVING	No	Yds	Avg	Lg	TD
Gault	42	818	19.5	53t	5
Payton	37	382	10.3	57	3
Moorehead	26	390	15.0	85	1
Suhey	24	235	9.8	58	0
Ortego	23	430	18.7	58t	1
Wrightman	22	241	11.0	29	0
Gentry	19	238	12.5	41	0
Anderson	4	80	20.0	58t	1
Barnes	4	54	13.5	14	0
Thomas	4	18	4.5	18	0
Sanders	2	18	9.0	18	0
Bortz	1	8	8.0	8	0
BEARS	208	2912	14.0	85	12
OPPONENTS	243	3170	13.0	65t	12

PUNTING	No	Yds	Avg	Net	TB	In	Lg	B
Buford	69	2850	41.3	36.9	8	19	59	1
BEARS	70	2850	40.7	36.9	8	19	59	1
OPPONENTS	100	4090	40.9	33.5	13	17	59	1

INTS	No	Yds	Avg	Lg	TD
Richardson	7	69	9.9	32	0
Duerson	6	139	23.2	38	0
Marshall	5	68	13.6	58t	1
Fencik	3	37	12.3	24	0
Jackson	3	0	0.0	0	0
Wilson	2	31	15.5	21	0
McMichael	1	5	5.0	5	0
Gayle	1	13	13.0	13	0
Singletary	1	3	3.0	3	0
Phillips	1	6	6.0	6	0
Bell	1	-1	-1.0	-1	0
BEARS	31	370	11.9	58t	1
OPPONENTS	25	115	4.6	22	1

KO RETURNS	No	Yds	Avg	Lg	TD
Sanders	22	399	18.1	44	0
Gentry	20	576	28.8	91t	1
Anderson	4	26	6.5	13	0
Barnes	3	94	31.3	85t	1
Gault	1	20	20.0	20	0
BEARS	50	1115	22.3	91t	2
OPPONENTS	64	1376	21.5	55	0

PUNT RET.	Ret	FC	Yds	Avg	Lg	TD
Barnes	57	9	482	8.5	35	0
BEARS	57	9	482	8.5	35	0
OPPONENTS	23	14	110	4.8	15	0

FGs	1-19	20-29	30-39	40-49	50+
Butler	1/1	11/14	9/12	6/8	1/6
BEARS	1/1	11/14	9/12	6/8	1/6
OPPONENTS	0/0	5/6	3/4	4/6	4/6

DEFENSE	(Top 10)	T	S	A	FF	FR	PD	Sa	Int
Fencik	130	67	63	1	1	10	10	3	
Singletary	129	68	61	1	0	9	20	1	
Duerson	109	61	48	0	2	12	70	6	
Marshall	105	60	45	4	3	6	55	5	
Wilson	104	52	52	1	3	4	80	2	
McMichael	87	50	37	1	2	3	85	1	
Perry	84	51	33	2	0	1	5	0	
Dent	75	30	45	4	0	5	115	0	
Hampton	72	30	42	1	2	2	95	0	
Richardson	68	46	22	1	0	17	00	7	
SACKS:	Dent 11.5, Hampton 9.5, McMichael 8.5, Wilson 8.0, Duerson 7.0, Marshall 5.5, Perry 5.0, Singletary 2.0, Harris 2.0, Fencik 1.0, Hartenstein 1.0, Rivera 1.0								
TEAM	62.0	OPPONENTS	24.0						

USUAL STARTERS											
Offense						Defense					
WR	Willie Gault					RE	Richard Dent				
LT	Jim Covert					RT	William Perry				
LG	Mark Bortz					LT	Steve McMichael				
C	Jay Hilgenberg					LE	Dan Hampton				
RG	Tom Thayer					WLB	Wilbur Marshall				
RT	Keith Van Horne					MLB	Mike Singletary				
TE	Emery Moorehead					SLB	Otis Wilson				
WR	Keith Ortego					RCB	Jackson/Phillips				
QB	Mike Tomczak					LCB	Mike Richardson				
RB	Walter Payton					SS	Dave Duerson				
FB	Matt Suhey					FS	Gary Fencik				

RANKINGS			
Team Stats	Bears	Avg	Rank
Total Yards	5459	341.2	7
Rushing Yards	2700	168.8	1
Passing Yards	2759	172.4	20
Points Scored	352	22.0	-
	Opp	Avg	Rank
Total Yards	4130	258.1	1
Rushing Yards	1463	91.4	2
Passing Yards	2667	166.7	2
Points Scored	187	11.7	-

## 1987 CHICAGO BEARS STATISTICS

**Record: 11-4, .733****1st Place, NFC Central****Head Coach: Mike Ditka**

09/14 W 34-19	N.Y. GIANTS	65,704
09/20 W 20-3	TAMPA BAY	63,551
09/27 Cancelled	at Detroit	
10/04 W 35-3	at Philadelphia	4,074
10/11 W 27-7	MINNESOTA	32,113
10/18 L 17-19	NEW ORLEANS	46,813
10/25 W 27-26	at Tampa Bay	70,747
11/01 W 31-28	KANSAS CITY	63,498
11/08 W 26-24	at Green Bay	53,320
11/16 L 29-31	at Denver	75,783
11/22 W 30-10	DETROIT	63,357
11/29 W 23-10	GREEN BAY	61,638
12/06 W 30-24	at Minnesota	62,331
12/14 L 0-41	at San Francisco	63,509
12/20 L 21-34	SEATTLE	62,518
12/27 W 6-3	at L.A. Raiders	78,019
<b>PLAYOFFS</b>		
01/10 L 17-21	WASHINGTON	58,153

	Bears		Opp			
<b>TOTAL FIRST DOWNS</b>	<b>319</b>	<b>261</b>				
Rushing	121	77				
Passing	156	158				
Penalty	42	26				
3rd Down: Made/Att	73/204	80/226				
3rd Down Pct.	35.7	35.3				
4th Down: Made/Att	12/23	2/13				
4th Down Pct.	52.1	15.3				
<b>TOTAL NET YARDS</b>	<b>5044</b>	<b>4215</b>				
Avg. Per Game	336.3	281.0				
Total Plays	1026	989				
Avg. Per Play	4.9	4.3				
<b>NET YARDS RUSHING</b>	<b>1954</b>	<b>1413</b>				
Avg. Per Game	130.3	94.2				
Total Rushes	485	412				
<b>NET YARDS PASSING</b>	<b>3090</b>	<b>2802</b>				
Avg. Per Game	206.0	186.8				
Sacked/Yards Lost	48/330	70/484				
Gross Yards	3420	3286				
Att./Comp.	493/272	507/255				
Completion Pct.	55.2	50.3				
Had Intercepted	24	13				
<b>PUNTS/AVERAGE</b>	<b>62/39.9</b>	<b>86/39.6</b>				
<b>NET PUNTING AVG.</b>	<b>62/31.3</b>	<b>86/32.4</b>				
<b>PENALTIES/YARDS</b>	<b>103/821</b>	<b>120/1103</b>				
<b>FUMBLES/BALL LOST</b>	<b>33/20</b>	<b>37/11</b>				
<b>TOUCHDOWNS</b>	<b>42</b>	<b>33</b>				
Rushing	13	5				
Passing	23	24				
Returns	6	4				
<b>PASSING</b>	<b>Att</b>	<b>Cmp</b>	<b>Yds</b>	<b>Cmp%</b>	<b>Yd/Att</b>	<b>TD</b>
McMahon	210	125	1639	59.5	7.80	12
Tomczak	178	97	1220	54.4	6.85	5
Hohenese	52	28	343	53.8	6.60	4
S. Payton	23	8	79	34.8	3.43	0
Bradley	18	6	77	33.3	4.28	2
Harbaugh	11	8	62	72.7	5.64	0
W. Payton	1	0	0	0.0	0.00	0
<b>BEARS</b>	<b>493</b>	<b>272</b>	<b>3420</b>	<b>55.2</b>	<b>6.94</b>	<b>23</b>
<b>OPPONENTS</b>	<b>507</b>	<b>255</b>	<b>3286</b>	<b>50.3</b>	<b>6.48</b>	<b>24</b>

Score by Period	1	2	3	4	OT	Tot
BEARS	72	126	59	99	0	356
OPPONENTS	75	91	67	49	0	282

SCORING	TDs: Ru-Pa-R	K-PAT	FG	S	Pts			
Butler	0	0	0	28/30	19/28	0	85	
Gault	7	0	7	0		0	42	
Anderson	6	3	3	0		0	36	
W. Payton	5	4	1	0		0	30	
McKinnon	3	0	1	2		0	18	
Boso	2	0	2	0		0	12	
Gentry	2	0	1	1		0	12	
McMahon	2	2	0	0		0	12	
Gayle	1	0	0	1		0	6	
Moorehead	1	0	1	0		0	6	
Morris	1	0	1	0		0	6	
Sanders	1	1	0	0		0	6	
Tomczak	1	1	0	0		0	6	
Others	10	2	6	2	10/10	3/4	0	79
BEARS	42	13	23	6	38/40	22/32	0	356
OPPONENTS	33	5	24	4	30/33	18/31	0	282

RUSHING	No	Yds	Avg	Lg	TD
Anderson	129	586	4.5	38t	3
W. Payton	146	533	3.7	17	4
Sanders	23	122	5.3	17	1
McMahon	22	88	4.0	13	2
Thomas	25	88	3.5	18	0
Tomczak	18	54	3.0	10	1
Gentry	6	41	6.8	12	0
Suhey	7	24	3.4	6	0
Gault	2	16	8.0	9	0
Harbaugh	4	15	3.8	9	0
Marshall	1	1	1.0	1	0
Perry	1	0	0.0	0	0
Others	101	386	3.8	28	2
<b>BEARS</b>	<b>485</b>	<b>1954</b>	<b>4.0</b>	<b>38t</b>	<b>13</b>
<b>OPPONENTS</b>	<b>412</b>	<b>1413</b>	<b>3.4</b>	<b>25</b>	<b>5</b>

RECEIVING	No	Yds	Avg	Lg	TD
Anderson	47	467	9.9	59t	3
Gault	35	705	20.1	56t	7
W. Payton	33	217	6.6	16	1
McKinnon	27	406	15.0	33	1
Moorehead	24	269	11.2	27	1
Morris	20	379	19.0	42t	1
Boso	17	188	11.1	31	2
Gentry	17	183	10.8	38t	1
Suhey	7	54	7.7	12	0
Sanders	3	53	17.7	25	0
Others	42	499	11.9	28	6
<b>BEARS</b>	<b>272</b>	<b>3420</b>	<b>12.6</b>	<b>59t</b>	<b>23</b>
<b>OPPONENTS</b>	<b>255</b>	<b>3286</b>	<b>12.9</b>	<b>75t</b>	<b>24</b>

PUNTING	No	Yds	Avg	Net	TB	In	Lg	B
Barnhardt	6	236	39.3	39.3	0	2	50	0
Brown	18	742	41.2	29.2	4	4	58	1
Wagner	36	1461	40.6	32.1	4	9	71	1
<b>BEARS</b>	<b>62</b>	<b>2439</b>	<b>39.3</b>	<b>31.3</b>	<b>8</b>	<b>15</b>	<b>71</b>	<b>2</b>
<b>OPPONENTS</b>	<b>86</b>	<b>3408</b>	<b>39.6</b>	<b>32.4</b>	<b>7</b>	<b>16</b>	<b>60</b>	<b>1</b>

INTS	No	Yds	Avg	Lg	TD
Duerson	3	0	0.0	0	0
Rivera	2	19	9.5	15	0
Phillips	2	1	0.5	1	0
Douglass	2	0	0.0	0	0
Gayle	1	20	20.0	20t	1
V. Jackson	1	0	0.0	0	0
Others	2	29	14.5	23t	1
<b>BEARS</b>	<b>13</b>	<b>69</b>	<b>5.3</b>	<b>23t</b>	<b>2</b>
<b>OPPONENTS</b>	<b>24</b>	<b>334</b>	<b>13.9</b>	<b>70t</b>	<b>1</b>

KO RETURNS	No	Yds	Avg	Lg	TD
Gentry	25	621	24.8	88t	1
Sanders	20	349	17.5	42	0
T. Bell	1	18	18.0	18	0
Suhey	1	9	9.0	9	0
Others	10	196	19.6	37	0
<b>BEARS</b>	<b>57</b>	<b>1193</b>	<b>20.9</b>	<b>88t</b>	<b>1</b>
<b>OPPONENTS</b>	<b>58</b>	<b>1054</b>	<b>18.2</b>	<b>42</b>	<b>0</b>

PUNT RET.	Ret	FC	Yds	Avg	Lg	TD
McKinnon	4	4	405	10.1	94t	2
Duerson	1	1	10	10.0	10	0
Others	9	1	69	7.7	16	0
<b>BEARS</b>	<b>50</b>	<b>6</b>	<b>484</b>	<b>9.7</b>	<b>94t</b>	<b>2</b>
<b>OPPONENTS</b>	<b>26</b>	<b>7</b>	<b>339</b>	<b>13.0</b>	<b>83t</b>	<b>1</b>

FGs	1-19	20-29	30-39	40-49	50+
Butler	0/0	11/11	5/5	1/6	2/6
Lashar	0/0	3/3	0/0	0/1	0/0
<b>BEARS</b>	<b>0/0</b>	<b>14/14</b>	<b>5/5</b>	<b>1/7</b>	<b>2/6</b>
<b>OPPONENTS</b>	<b>0/0</b>	<b>6/8</b>	<b>4/9</b>	<b>8/13</b>	<b>0/1</b>
Butler:(24G, 25G)(50N, 55N)(0)(0)(47N)(27G, 52N) (47N, 48N, 27G, 29G, 24G, 52G)(42G)(31G, 37G, 52N) (21G, 27G, 52G)(23G, 26G, 30G)(40N)(53N, 48N) (38G, 30G) Lashar:0(0)(42N, 26G, 27G)(22G) <b>OPPONENTS</b> :0(43G, 46N)(42N, 27G)(31N) (33N, 48G, 31G, 42G, 21G)(46G, 37G)(35N) (39N, 26N, 47G)(27G)(36G)(42N, 32G, 50N, 37N) (26N, 27G)(20G, 45G)(45G, 29G)(48G, 44N, 46N)					

DEFENSE	T	S	A	FF	FR	PD	Sa	Int
Duerson	116	63	53	1	1	5	2.0	3
Singletary	108	55	53	3	1	4	2.0	0
Marshall	93	53	40	2	1	6	5.0	0
Bell	72	40	32	1	1	2	1.0	0
McMichael	57	29	38	1	0	2	7.5	0
Perry	55	25	30	0	0	2	3.0	0
Wilson	44	17	27	0	0	2	6.5	0
V. Jackson	39	19	20	2	0	12	0.0	1
Rivera	38	18	20	0	0	2	1.0	2
Dent	34	18	16	4	1	3	13.5	0
<b>SACKS:</b>	Dent 13.5, McMichael 7.5, Wilson 6.5, Marshall 5.0, Hampton 3.5, Perry 3.0, Duerson 2.0, Singletary 2.0, Bell 1.0, Rivera 1.0, Harris 1.0							
<b>TEAM</b>	<b>70.0</b>	<b>OPPONENTS 48.0</b>						

## USUAL STARTERS

Offense	Defense
WR.....Willie Gault	RE.....Richard Dent
LT.....Jim Covert	RT.....William Perry
LG.....Mark Bortz	LT.....Steve McMichael
C.....Jay Hilgenberg	LE.....Dan Hampton
RG.....Tom Thayer	WLB.....Wilbur Marshall
RT.....Keith Van Horne	MLB.....Mike Singletary
TE.....Emery Moorehead	SLB.....Otis Wilson
WR.....Ron Morris	RCB.....Vestee Jackson
QB.....J. McMahon/M. Tomczak	LCB.....Mike Richardson
RB.....Walter Payton	SS.....Todd Bell
FB.....Neal Anderson	FS.....Dave Duerson

## RANKINGS

Team Stats	Bears	Avg	Rank
Total Yards	5044	336.3	12
Rushing Yards	1954	130.3	13
Passing Yards	3090	206.0	12
Points Scored	356	23.7	-
	Opp	Avg	Rank
Total Yards	4215	281.0	2
Rushing Yards	1413	94.2	1
Passing Yards	2802	186.8	7
Points Scored	282	18.8	-



## 1988 CHICAGO BEARS STATISTICS

**Record: 12-4, .750****1st Place, NFC Central****Head Coach: Mike Ditka**

09/04	W	34-7	MIAMI	63,330
09/11	W	17-13	at Indianapolis	60,503
09/18	L	7-31	MINNESOTA	63,990
09/25	W	24-6	at Green Bay	56,492
10/02	W	24-3	BUFFALO	62,793
10/09	W	24-7	at Detroit	64,526
10/16	W	17-7	DALLAS	64,759
10/24	W	10-9	SAN FRANCISCO	65,293
10/30	L	7-30	at New England	60,821
11/06	W	28-10	TAMPA BAY	56,892
11/13	W	34-14	at Washington	52,418
11/20	W	27-15	at Tampa Bay	67,070
11/27	W	16-0	GREEN BAY	62,026
12/05	L	3-23	at L.A. RAMS	65,579
12/11	W	13-12	DETROIT	55,010
12/19	L	27-28	at Minnesota	62,067
<b>PLAYOFFS</b>				
12/31	W	20-12	PHILADELPHIA	65,534
01/08	L	3-28	SAN FRANCISCO	64,830

	Bears	Opp.
<b>TOTAL FIRST DOWNS</b>	<b>303</b>	<b>264</b>
Rushing	137	76
Passing	134	158
Penalty	32	30
3rd Down: Made/Att	91/217	68/216
3rd Down Pct.	41.9	31.4
4th Down: Made/Att	7/17	8/18
4th Down Pct.	41.1	44.4
<b>TOTAL NET YARDS</b>	<b>5317</b>	<b>4360</b>
Avg. Per Game	332.3	272.5
Total Plays	1040	977
Avg. Per Play	5.1	4.5
<b>NET YARDS RUSHING</b>	<b>2319</b>	<b>1326</b>
Avg. Per Game	144.9	82.9
Total Rushes	555	389
<b>NET YARDS PASSING</b>	<b>2998</b>	<b>3034</b>
Avg. Per Game	187.4	189.6
Sacked/Yards Lost	24/175	43/365
Gross Yards	3173	3399
Att./Comp.	461/248	545/245
Completion Pct.	53.8	45.0
Had Intercepted	15	26
<b>PUNTS/AVERAGE</b>	<b>79/41.5</b>	<b>90/40.2</b>
<b>NET PUNTING AVG.</b>	<b>79/33.4</b>	<b>90/34.8</b>
<b>PENALTIES/YARDS</b>	<b>88/644</b>	<b>102/804</b>
<b>FUMBLES/BALL LOST</b>	<b>37/19</b>	<b>17/9</b>
<b>TOUCHDOWNS</b>	<b>38</b>	<b>25</b>
Rushing	25	5
Passing	13	18
Returns	0	2

PASSING	Att	Cmp	Yds	Cmp%	Yd/Att	TD	TD%	Int	Int%	Lg	Lg	Sack/Lost	Rating
McMahon	192	114	1346	59.4	7.01	6	3.1	7	3.6	63t	13/79	76t	76.0
Tomczak	170	86	1310	50.6	7.71	7	4.1	6	3.5	76t	5/47	75.4	75.4
Harbaugh	97	47	514	48.5	5.30	0	0.0	2	2.1	56	6/49	55.9	55.9
Anderson	1	0	0	0.0	0.00	0	0.0	0	0.0	0	0/0	39.6	39.6
Wagner	1	1	3	100.0	3.00	0	0.0	0	0.0	3	0/0	79.2	79.2
<b>BEARS</b>	<b>461</b>	<b>248</b>	<b>3173</b>	<b>53.8</b>	<b>6.88</b>	<b>13</b>	<b>2.8</b>	<b>15</b>	<b>3.3</b>	<b>76t</b>	<b>24/175</b>	<b>71.4</b>	<b>71.4</b>
<b>OPPONENTS</b>	<b>545</b>	<b>245</b>	<b>3399</b>	<b>45.0</b>	<b>6.24</b>	<b>18</b>	<b>3.3</b>	<b>26</b>	<b>4.8</b>	<b>80t</b>	<b>43/365</b>	<b>56.7</b>	<b>56.7</b>

Score by Period	1	2	3	4	OT	Tot
BEARS	77	131	42	62	0	312
OPPONENTS	49	56	50	60	0	215

SCORING	TDs: Ru-Pa-R	K-PAT	FG	S	Pts		
Butler	0	0	0	37/38	15/19	0	82
Anderson	12	12	0	0	0	72	
Gentry	4	1	3	0	0	24	
McKinnon	4	1	3	0	0	24	
McMahon	4	4	0	0	0	24	
Morris	4	0	4	0	0	24	
Sanders	3	3	0	0	0	18	
Moorehead	2	0	2	0	0	12	
Suhey	2	2	0	0	0	12	
Harbaugh	1	1	0	0	0	6	
Muster	1	0	1	0	0	6	
Tomczak	1	1	0	0	0	6	
McMichael	0	0	0	0	1	2	
BEARS	38	25	13	0	37/38	15/19	1
OPPONENTS	25	5	18	2	22/25	13/22	2

RUSHING	No	Yds	Avg	Lg	TD
Anderson	249	1106	4.4	80t	12
Sanders	95	332	3.5	20t	3
Suhey	87	253	2.9	19	2
Muster	44	197	4.5	15	0
Harbaugh	19	110	5.8	19	1
McMahon	26	104	4.0	16	4
Gentry	7	86	12.3	58t	1
Morris	3	40	13.3	21	0
Tomczak	13	40	3.1	17	1
McKinnon	3	25	8.3	12	1
Thomas	5	20	4.0	8	0
Davis	1	3	3.0	3	0
Kozlowski	1	3	3.0	3	0
Wagner	2	0	0.0	0	0
<b>BEARS</b>	<b>555</b>	<b>2319</b>	<b>4.3</b>	<b>80t</b>	<b>25</b>
<b>OPPONENTS</b>	<b>389</b>	<b>1326</b>	<b>3.4</b>	<b>32</b>	<b>5</b>

RECEIVING	No	Yds	Avg	Lg	TD
McKinnon	45	704	15.6	76t	3
Anderson	39	371	9.5	36	0
Gentry	33	486	14.7	45	3
Morris	28	498	17.8	63t	4
Muster	21	236	11.2	40t	1
Suhey	20	154	7.7	29	0
Davis	15	220	14.7	36	0
Thornton	15	135	9.0	19	0
Moorehead	14	133	9.5	28	2
Sanders	9	94	10.4	39	0
Boso	6	50	8.3	15	0
Kozlowski	3	92	30.7	50	0
<b>BEARS</b>	<b>248</b>	<b>3173</b>	<b>12.8</b>	<b>76t</b>	<b>13</b>
<b>OPPONENTS</b>	<b>245</b>	<b>3399</b>	<b>13.9</b>	<b>80t</b>	<b>18</b>

PUNTING	No	Yds	Avg	Net	TB	In	Lg	B
Wagner	79	3282	41.5	33.4	10	18	70	0
<b>BEARS</b>	<b>79</b>	<b>3282</b>	<b>41.5</b>	<b>33.4</b>	<b>10</b>	<b>18</b>	<b>70</b>	<b>0</b>
<b>OPPONENTS</b>	<b>90</b>	<b>3622</b>	<b>40.2</b>	<b>34.8</b>	<b>10</b>	<b>29</b>	<b>62</b>	<b>0</b>

INTS	No	Yds	Avg	Lg	TD
Jackson	8	94	11.8	46	0
Tate	4	35	8.8	17	0
Morrissey	3	13	4.3	13	0
Duerson	2	18	9.0	18	0
Richardson	2	15	7.5	15	0
Krumm	2	14	7.0	14	0
Rivera	2	0	0.0	0	0
Douglass	1	35	35.0	35	0
Singletary	1	13	13.0	13	0
Gayle	1	0	0.0	0	0
<b>BEARS</b>	<b>26</b>	<b>237</b>	<b>9.1</b>	<b>46</b>	<b>0</b>
<b>OPPONENTS</b>	<b>15</b>	<b>175</b>	<b>11.7</b>	<b>94t</b>	<b>1</b>

KO RETURNS	No	Yds	Avg	Lg	TD
Gentry	27	578	21.4	51	0
Sanders	13	248	19.1	38	0
Muster	3	33	11.0	15	0
Kozlowski	2	37	18.5	24	0
<b>BEARS</b>	<b>45</b>	<b>896</b>	<b>19.9</b>	<b>51</b>	<b>0</b>
<b>OPPONENTS</b>	<b>56</b>	<b>1130</b>	<b>20.2</b>	<b>51</b>	<b>0</b>

PUNT RET.	Ret	FC	Yds	Avg	Lg	TD
McKinnon	34	8	277	8.1	23	0
Davis	3	1	17	5.7	13	0
Kozlowski	1	0	0	0.0	0	0
<b>BEARS</b>	<b>38</b>	<b>9</b>	<b>294</b>	<b>7.7</b>	<b>23</b>	<b>0</b>
<b>OPPONENTS</b>	<b>40</b>	<b>9</b>	<b>447</b>	<b>11.2</b>	<b>64</b>	<b>0</b>

FGs	1-19	20-29	30-39	40-49	50+
Butler	1/1	4/4	7/8	3/6	0/0
<b>BEARS</b>	<b>1/1</b>	<b>4/4</b>	<b>7/8</b>	<b>3/6</b>	<b>0/0</b>
<b>OPPONENTS</b>	<b>0/0</b>	<b>7/7</b>	<b>3/5</b>	<b>2/8</b>	<b>1/2</b>
Butler:(40N,44N)(40G,37N)(35G)(22G)(37G) (21G,42N)(18G)(0)(32G,24G)(36G,43G)(0)(39G) (35G,32G)(20G,45G)					
<b>OPPONENTS:</b> (0)(38G,53G)(37G)(0)(28G,46N)(0) (42N,35N)(51N)(35G)(44N,45G,40N)(0)(27G,37N,23G) (48N,43N)(25G,27G,22G)(25G,44G)					

DEFENSE	T	S	A	FF	FR	PD	Sa	Int
(Top 10)								
Singletary	170	89	81	0	1	3	1.0	1
Duerson	105	57	48	2	0	6	1.0	2
McMichael	88	54	34	1	2	1	11.5	0
Hampton	88	50	38	0	0	3	9.5	0
Rivera	88	45	43	1	0	3	2.0	2
Douglass	76	43	33	0	2	11	0.1	0
Morrissey	68	26	42	0	1	5	0.0	3
Jackson	62	40	22	0	0	22	0.0	8
Dent	61	31	30	3	1	2	10.5	0
Richardson	60	40	20	0	0	30	0.0	2
Sacks: McMichael 11.5, Dent 10.5, Hampton 9.5, Harris 3.5, Chapura 2.0, Rivera 2.0, Duerson 1.0, Johnson 1.0, Singletary 1.0, Smith 1.0								
<b>TEAM</b>	<b>43.0</b>	<b>OPPONENTS</b>	<b>24.0</b>					

## USUAL STARTERS

Offense	Defense
WR.....Dennis Gentry	RE.....Richard Dent
LT.....J. Covert/J. Wojciechowski	RT.....Dan Hampton
LG.....Mark Bortz	LT.....Steve McMichael
C.....Jay Hilgenberg	LE.....Al Harris
RG.....Tom Thayer	WLB.....Jim Morrissey
RT.....Keith Van Horne	MLB.....Mike Singletary
TE.....Jim Thornton	SLB.....Ron Rivera
WR.....Dennis McKinnon	RCB.....Vestee Jackson
QB.....Jim McMahon	LCB.....Mike Richardson
RB.....Neal Anderson	SS.....Dave Duerson
FB.....Matt Suhey	FS.....Shaun Gayle

## RANKINGS

Team Stats	Bears	Avg	Rank
Total Yards	5317	332.3	11
Rushing Yards	2319	144.9	3
Passing Yards	2998	187.4	20
Points Scored	312	19.5	-

	Opp	Avg	Rank
Total Yards	4360	272.5	2
Rushing Yards	1326	82.9	1
Passing Yards	3034	189.6	9
Points Scored	215	13.4	-



## 1989 CHICAGO BEARS STATISTICS

**Record: 6-10, .375****4th Place, NFC Central****Head Coach: Mike Ditka**

09/10	W	17-10	CINCINNATI	64,730
09/17	W	38-7	MINNESOTA	66,475
09/24	W	47-27	at Detroit	71,418
10/02	W	27-13	PHILADELPHIA	66,625
10/08	L	35-42	at Tampa Bay	72,077
10/15	L	28-33	HOUSTON	64,383
10/23	L	7-27	at Cleveland	78,722
10/29	W	20-10	L.A. RAMS	65,506
11/05	L	13-14	at Green Bay	56,556
11/12	W	20-0	at Pittsburgh	56,505
11/19	L	31-32	TAMPA BAY	63,826
11/26	L	14-38	at Washington	50,044
12/03	L	16-27	at Minnesota	60,664
12/10	L	17-27	DETROIT	52,650
12/17	L	28-40	GREEN BAY	44,781
12/24	L	0-26	at San Francisco	60,207

	Bears	Opp
<b>TOTAL FIRST DOWNS</b>	<b>302</b>	<b>332</b>
Rushing	136	118
Passing	147	191
Penalty	19	23
3rd Down: Made/Att	92/214	84/206
3rd Down Pct.	43.9	40.8
4th Down: Made/Att	10/18	7/15
4th Down Pct.	55.6	46.7
<b>POSSESSION AVG.</b>	<b>31:10</b>	<b>28:50</b>
<b>TOTAL NET YARDS</b>	<b>5375</b>	<b>5729</b>
Avg. Per Game	335.9	358.1
Total Plays	1028	1039
Avg. Per Play	5.2	5.5
<b>NET YARDS RUSHING</b>	<b>2287</b>	<b>1897</b>
Avg. Per Game	142.9	118.6
Total Rushes	516	446
<b>NET YARDS PASSING</b>	<b>3088</b>	<b>3832</b>
Avg. Per Game	193.0	239.5
Sacked/Yards Lost	28/174	39/247
Gross Yards	3262	4079
Att./Comp.	484/267	554/307
Completion Pct.	55.2	55.4
Had Intercepted	25	26
<b>PUNTS/AVERAGE</b>	<b>72/39.5</b>	<b>67/39.6</b>
<b>NET PUNTING AVG.</b>	<b>72/33.4</b>	<b>67/34.6</b>
<b>PENALTIES/YARDS</b>	<b>95/846</b>	<b>94/802</b>
<b>FUMBLES/BALL LOST</b>	<b>23/17</b>	<b>24/12</b>
<b>TOUCHDOWNS</b>	<b>45</b>	<b>43</b>
Rushing	22	21
Passing	21	21
Returns	2	1

PASSING	Att	Cmp	Yds	Cmp%	Yd/Att	TD	TD%	Int%	Lg	Sack/Lost	Rating
Tomczak	306	156	2058	51.0	6.73	16	5.2	16	5.2	79t	68.2
Harbaugh	178	111	1204	62.4	6.76	5	2.8	9	5.1	49t	70.5
<b>BEARS</b>	<b>484</b>	<b>267</b>	<b>3262</b>	<b>55.2</b>	<b>6.74</b>	<b>21</b>	<b>4.3</b>	<b>25</b>	<b>5.2</b>	<b>79t</b>	<b>69.1</b>
<b>OPPONENTS</b>	<b>554</b>	<b>307</b>	<b>4079</b>	<b>55.4</b>	<b>7.36</b>	<b>21</b>	<b>3.8</b>	<b>26</b>	<b>4.7</b>	<b>97t</b>	<b>72.0</b>

Score by Period	1	2	3	4	OT	Tot
BEARS	40	108	82	128	0	358
OPPONENTS	69	111	72	125	0	377

SCORING	TDs: Ru-Pa-R	K-PAT	FG	S	Pts
Anderson	15	11	4	0	90
Butler	0	0	0	0	43/45
Muster	8	5	3	0	0
Davis	3	0	3	0	0
Harbaugh	3	3	0	0	0
McKinnon	3	0	3	0	0
Thornton	3	0	3	0	0
Sanders	2	0	1	1	0
Suhey	2	1	1	0	0
Boso	1	0	1	0	0
Gentry	1	0	1	0	0
Green	1	1	0	0	0
Morris	1	0	1	0	0
Stinson	1	0	1	0	0
Tomczak	1	1	0	0	0

RUSHING	No	Yds	Avg	Lg	TD
Anderson	274	1275	4.7	73	11
Muster	82	327	4.0	20	5
Harbaugh	45	276	6.1	26t	3
Sanders	41	127	3.1	19	0
Gentry	17	106	6.2	29	0
Tomczak	24	71	3.0	18	1
Suhey	20	51	2.6	8	1
Green	5	46	9.2	37t	1
Morris	1	14	14.0	14	0
Taylor	2	7	3.5	7	0
Buford	1	6	6.0	6	0
McKinnon	3	5	1.7	3	0
Thornton	1	4	4.0	4	0
<b>BEARS</b>	<b>516</b>	<b>2287</b>	<b>4.4</b>	<b>73</b>	<b>22</b>
<b>OPPONENTS</b>	<b>446</b>	<b>1897</b>	<b>4.3</b>	<b>68t</b>	<b>21</b>

RECEIVING	No	Yds	Avg	Lg	TD
Anderson	50	434	8.7	49t	4
Gentry	39	463	11.9	79t	1
Muster	32	259	8.1	25	3
Morris	30	486	16.2	58t	1
McKinnon	28	418	14.9	41	3
Davis	26	397	15.3	52t	3
Thornton	24	392	16.3	36t	3
Boso	17	182	10.7	43	1
Suhey	9	73	8.1	22	1
Green	5	48	9.6	21	0
Kozlowski	3	74	24.7	55	0
Sanders	3	28	9.3	16t	1
Waddle	1	8	8.0	8	0
<b>BEARS</b>	<b>267</b>	<b>3262</b>	<b>12.2</b>	<b>79t</b>	<b>21</b>
<b>OPPONENTS</b>	<b>367</b>	<b>4079</b>	<b>13.3</b>	<b>97t</b>	<b>21</b>

PUNTING	No	Yds	Avg	Net	TB	In	Lg	B
Buford	72	2884	39.5	33.4	9	21	60	0
<b>BEARS</b>	<b>72</b>	<b>2884</b>	<b>39.5</b>	<b>33.4</b>	<b>9</b>	<b>21</b>	<b>60</b>	<b>0</b>
<b>OPPONENTS</b>	<b>67</b>	<b>2655</b>	<b>39.6</b>	<b>34.6</b>	<b>6</b>	<b>15</b>	<b>63</b>	<b>0</b>

INTS	No	Yds	Avg	Lg	TD
Stinson	4	59	14.8	29t	1
Lynch	3	55	18.3	41	0
Gayle	3	39	13.0	20	0
Woolford	3	0	0.0	0	0
Roper	2	46	23.0	43	0
Jackson	2	16	8.0	16	0
Rivera	2	1	0.5	1	0
Morrissey	2	0	0.0	0	0
Dent	1	30	30.0	30	0
Paul	1	20	20.0	20	0
Duerson	1	2	2.0	2	0
Douglass	1	0	0.0	0	0
Tate	1	0	0.0	0	0
<b>BEARS</b>	<b>26</b>	<b>268</b>	<b>10.3</b>	<b>43</b>	<b>1</b>
<b>OPPONENTS</b>	<b>25</b>	<b>182</b>	<b>7.3</b>	<b>53</b>	<b>1</b>

KO RETURNS	No	Yds	Avg	Lg	TD
Gentry	28	667	23.8	63	0
Sanders	23	491	21.3	96t	1
Green	11	239	21.7	37	0
Suhey	6	93	15.5	21	0
Pruitt	2	17	8.5	11	0
Chapura	1	8	8.0	8	0
Kozlowski	1	12	12.0	12	0
Tate	1	12	12.0	12	0
<b>BEARS</b>	<b>73</b>	<b>1539</b>	<b>21.1</b>	<b>96t</b>	<b>1</b>
<b>OPPONENTS</b>	<b>68</b>	<b>1375</b>	<b>20.2</b>	<b>62</b>	<b>0</b>

PUNT RET.	Ret	FC	Yds	Avg	Lg	TD
Green	16	5	141	8.8	24	0
McKinnon	10	3	67	6.7	17	0
Kozlowski	4	0	2	0.5	4	0
Waddle	1	0	2	2.0	2	0
Woolford	1	0	12	12.0	12	0
<b>BEARS</b>	<b>32</b>	<b>8</b>	<b>220</b>	<b>6.9</b>	<b>24</b>	<b>0</b>
<b>OPPONENTS</b>	<b>30</b>	<b>5</b>	<b>262</b>	<b>8.7</b>	<b>34</b>	<b>0</b>

FGs	1-19	20-29	30-39	40-49	50+
Butler	0/0	6/6	6/7	3/5	0/1
<b>BEARS</b>	<b>0/0</b>	<b>6/6</b>	<b>6/7</b>	<b>3/5</b>	<b>0/1</b>
<b>OPPONENTS</b>	<b>3/3</b>	<b>11/11</b>	<b>3/6</b>	<b>8/13</b>	<b>1/3</b>
Butler: (29G)(40G)(21G,22G,25G,32G)0000(35G,46G)(25G,37G)(39G,35G)(40G)0(33G,44G)(22G,43N,37N)0(50N)					

DEFENSE	T	S	A	FF	FR	PD	SA	Int
Singletary	151	79	72	2	0	5	1.0	0
Gayle	108	60	48	1	2	8	0.0	3
McMichael	108	59	49	1	1	2	7.5	0
Rivera	96	38	58	1	1	4	2.0	2
Duerson	91	52	39	1	0	7	0.0	1
Armstrong	80	37	43	1	1	1	5.0	0
Jackson	74	44	30	0	1	12	0.0	2
Dent	70	37	33	2	2	5	9.0	1
Roper	68	41	27	2	0	6	4.5	2
Perry	61	30	31	0	2	2	4.0	0
<b>SACKS:</b> Dent 9.0, McMichael 7.5, Armstrong 5.0, Roper 4.5, Perry 4.0, Chapura 3.0, Hampton 2.0, Rivera 2.0, Singletary 1.0, Woods 1.0								
<b>TEAM</b> 39.0, <b>OPPONENTS</b> 28.0								

USUAL STARTERS											
Offense						Defense					
WR.....Ron Morris	RE.....Richard Dent					RT.....William Perry					
LT.....Jim Covert	LT.....Steve McMichael					LE.....Trace Armstrong					
LG.....Mark Bortz	WLB.....John Roper					MLB.....Mike Singletary					
C.....Jay Hilgenberg	SLB.....Ron Rivera					RCB.....Vestee Jackson					
RG.....Tom Thayer	LCB.....Donnell Woolford					SS.....Dave Duerson					
RT.....Keith Van Horne	FS.....Shaun Gayle										
TE.....Jim Thornton											
WR.....Dennis McKinnon											
QB.....Mike Tomczak											
RB.....Neal Anderson											
FB.....Brad Muster											

RANKINGS		
Team Stats	Bears	Avg Rank
Total Yards.....	5375	335.9.....10
Rushing Yards.....	2287	142.0.....2
Passing Yards.....	3088	193.0.....19
Points Scored.....	358	22.4.....-
Opp		
Team Stats	Bears	Avg Rank
Total Yards.....	5729	358.1.....25
Rushing Yards.....	1897	118.6.....15
Passing Yards.....	3832	239.5.....24
Points Scored.....	377	23.6.....-

1990 CHICAGO BEARS STATISTICS

Record: 11-5, .688

1st Place, NFC Central

Head Coach: Mike Ditka

09/09 W	17-0	SEATTLE	64,400
09/16 W	31-13	at Green Bay	58,938
09/23 W	19-16	MINNESOTA	65,420
09/30 L	10-24	at L.A. Raiders	80,156
10/07 W	27-13	GREEN BAY	59,929
10/14 W	38-9	L.A. RAMS	59,383
10/28 W	31-21	at Phoenix	71,233
11/04 W	26-6	at Tampa Bay	68,555
11/11 W	30-24	ATLANTA	62,855
11/18 W	16-13	ot at Denver	75,013
11/25 L	13-41	at Minnesota	58,866
12/02 W	23-17	ot DETROIT	62,313
12/09 L	9-10	at Washington	53,920
12/16 L	21-38	at Detroit	67,759
12/23 W	27-14	TAMPA BAY	46,456
12/29 L	10-21	KANSAS CITY	60,262

PLAYOFFS			
01/06 W	16-6	NEW ORLEANS	60,767
01/13 L	3-31	at N.Y. Giants	77,025

		Bears	Opp
<b>TOTAL FIRST DOWNS</b>		<b>295</b>	<b>256</b>
Rushing		142	102
Passing		134	136
Penalty		19	18
3rd Down: Made/Att	81/221	65/188	
3rd Down Pct.	36.7	34.6	
4th Down: Made/Att	5/13	6/11	
4th Down Pct.	38.5	54.5	
<b>POSSESSION AVG.</b>		<b>33:06</b>	<b>26:54</b>
<b>TOTAL NET YARDS</b>		<b>4980</b>	<b>4492</b>
Avg. Per Game		311.3	280.8
Total Plays		1024	927
Avg. Per Play		4.9	4.8
<b>NET YARDS RUSHING</b>		<b>2436</b>	<b>1572</b>
Avg. Per Game		152.3	98.3
Total Rushes		551	391
<b>NET YARDS PASSING</b>		<b>2544</b>	<b>2920</b>
Avg. Per Game		159.0	182.5
Sacked/Yards Lost	43/283	41/300	
Gross Yards		2827	3220
Att./Comp.	430/229	495/258	
Completion Pct.		53.3	52.1
Had Intercepted		12	31
<b>PUNTS/AVERAGE</b>		<b>78/39.4</b>	<b>74/37.9</b>
<b>NET PUNTING AVG.</b>		<b>78/33.5</b>	<b>74/31.7</b>
<b>PENALTIES/YARDS</b>		<b>75/615</b>	<b>84/676</b>
<b>FUMBLES/BALL LOST</b>		<b>29/14</b>	<b>38/14</b>
<b>TOUCHDOWNS</b>		<b>39</b>	<b>31</b>
Rushing		22	10
Passing		14	19
Returns		3	2

PASSING	Att	Cmp	Yds	Cmp%	Yd/Att	TD	TD%	Int	Int%	Lg	Sack/Lost	Rating
Harbaugh	312	180	2178	57.7	6.96	10	3.2	6	1.9	80t	31/206	81.9
Tomczak	104	39	521	37.5	5.01	3	2.9	5	4.6	48	11/70	43.8
Willis	13	9	106	69.2	8.15	1	7.7	1	7.7	18	1/7	87.3
Bailey	1	1	22	100.0	22.00	0	0.0	0	0.0	22	0/0	118.8
<b>BEARS</b>	<b>430</b>	<b>229</b>	<b>2827</b>	<b>53.3</b>	<b>6.57</b>	<b>14</b>	<b>3.3</b>	<b>12</b>	<b>2.8</b>	<b>80t</b>	<b>43/283</b>	<b>73.1</b>
<b>OPPONENTS</b>	<b>495</b>	<b>258</b>	<b>3220</b>	<b>52.1</b>	<b>6.51</b>	<b>19</b>	<b>3.8</b>	<b>31</b>	<b>6.3</b>	<b>76t</b>	<b>41/300</b>	<b>59.3</b>

Score by Period	1	2	3	4	OT	Tot
BEARS	54	156	70	59	9	348
OPPONENTS	59	80	53	88	0	280

SCORING	TDs:	Ru-P	A-R	K-PAT	FG	S	Pts
Butler	0	0	0	0	36/37	26/37	0 114
Anderson	13	10	3	0			0 78
Muster	6	6	0	0			0 36
Harbaugh	4	4	0	0			0 24
Davis	3	0	3	0			0 18
Morris	3	0	3	0			0 18
Tomczak	2	2	0	0			0 12
Gentry	2	0	2	0			0 12
Boso	1	0	1	0			0 6
Green	1	0	1	0			0 6
Thornton	1	0	1	0			0 6
Jackson	1	0	0	1			0 6
Dent	1	0	0	1			0 6
Bailey	1	0	0	1			0 6

<b>BEARS</b>	<b>39</b>	<b>22</b>	<b>14</b>	<b>3</b>	<b>36/37</b>	<b>26/37</b>	<b>0 348</b>
<b>OPPONENTS</b>	<b>31</b>	<b>10</b>	<b>19</b>	<b>2</b>	<b>28/31</b>	<b>22/28</b>	<b>0 280</b>

RUSHING	No	Yds	Avg	Lg	TD
Anderson	260	1078	4.1	52	10
Muster	141	664	4.7	28	6
Harbaugh	51	321	6.3	17	4
Green	27	126	4.7	14	0
Bailey	26	86	3.3	9	0
Rouse	16	56	3.5	10	0
Gentry	11	43	3.9	11	0
Tomczak	12	41	3.4	14	2
Morris	2	26	13.0	16	0
L. Tate	3	5	1.7	4	0
Perry	1	-1	-1.0	-1	0
Burford	1	-9	-9.0	-9	0
<b>BEARS</b>	<b>551</b>	<b>2436</b>	<b>4.4</b>	<b>52</b>	<b>22</b>
<b>OPPONENTS</b>	<b>391</b>	<b>1572</b>	<b>4.0</b>	<b>25</b>	<b>10</b>

RECEIVING	No	Yds	Avg	Lg	TD
Muster	47	452	9.6	48	0
Anderson	42	484	11.5	50t	3
Davis	39	572	14.7	51	3
Morris	31	437	14.1	67t	3
Gentry	23	320	13.9	80t	2
Thornton	19	254	13.4	32	1
Boso	11	135	12.3	25	1
Kozlowski	7	83	11.9	32	0
Green	4	26	6.5	10t	1
Waddle	2	32	16.0	23	0
Smith	2	20	10.0	12	0
Coley	1	7	7.0	7	0
Tomczak	1	5	5.0	5	0
<b>BEARS</b>	<b>229</b>	<b>2827</b>	<b>12.3</b>	<b>80t</b>	<b>14</b>
<b>OPPONENTS</b>	<b>258</b>	<b>3220</b>	<b>12.5</b>	<b>76t</b>	<b>19</b>

PUNTING	No	Yds	Avg	Net	TB	In	Lg	B
Burford	76	3073	40.4	33.5	7	22	59	2
<b>BEARS</b>	<b>78</b>	<b>3073</b>	<b>39.4</b>	<b>33.5</b>	<b>7</b>	<b>22</b>	<b>59</b>	<b>2</b>
<b>OPPONENTS</b>	<b>74</b>	<b>2804</b>	<b>37.9</b>	<b>31.7</b>	<b>3</b>	<b>13</b>	<b>56</b>	<b>0</b>

INTS	No	Yds	Avg	Lg	TD
Carrier	10	39	3.9	14	0
Stinson	6	66	11.0	30	0
Dent	3	21	7.0	15	0
Woolford	3	18	6.0	9	0
Paul	2	49	24.5	26	0
Rivera	2	13	6.5	13	0
Morrissey	2	12	6.0	12	0
Gayle	2	5	2.5	5	0
Jackson	1	45	45.0	45t	1
<b>BEARS</b>	<b>31</b>	<b>268</b>	<b>8.6</b>	<b>45t</b>	<b>1</b>
<b>OPPONENTS</b>	<b>12</b>	<b>164</b>	<b>13.7</b>	<b>46</b>	<b>0</b>

KO RETURNS	No	Yds	Avg	Lg	TD
Bailey	23	363	15.8	30	0
Gentry	18	388	21.6	59	0
Green	7	112	16.0	20	0
Rouse	3	17	5.7	10	0
Ryan	1	-1	-1.0	-1	0
L. Tate	1	0	0.0	0	0
<b>BEARS</b>	<b>54</b>	<b>879</b>	<b>16.3</b>	<b>59</b>	<b>0</b>
<b>OPPONENTS</b>	<b>73</b>	<b>1494</b>	<b>20.5</b>	<b>64</b>	<b>0</b>

PUNT RET.	Ret	FC	Yds	Avg	Lg	TD
Bailey	36	13	399	11.1	95t	1
<b>BEARS</b>	<b>36</b>	<b>13</b>	<b>399</b>	<b>11.1</b>	<b>95t</b>	<b>1</b>
<b>OPPONENTS</b>	<b>39</b>	<b>6</b>	<b>322</b>	<b>8.3</b>	<b>30</b>	<b>0</b>

FGs	1-19	20-29	30-39	40-49	50+
Butler	1/1	8/8	5/8	8/13	4/7
<b>BEARS</b>	<b>1/1</b>	<b>8/8</b>	<b>5/8</b>	<b>8/13</b>	<b>4/7</b>
<b>OPPONENTS</b>	<b>1/1</b>	<b>8/8</b>	<b>10/14</b>	<b>3/4</b>	<b>0/1</b>
Butler:(47G,57N)(41G)(23G,51N,32G,36N,52G)(22G)(50G,32N,51G)(27G)(33G)(51N,30G,22G,40N)(21G)(37G,32G,41N,44G)(40G,43G,41N)(35N,19G)(29G,23G,46G,46N)(50N)(42N,46G,43G)(24G)					
<b>OPPONENTS</b> :0(37G,37G)(26G,24G,22G)(27G,36N)(38G,27G)(35G)(36N)(42N,36G)(27G,24G)(41G,45G)(34G,35N)(54N,35G)(26G)(39N)(19G,30G,43G,32G,38G)					

DEFENSE	(Top 10)	T	S	A	FF	FR	PD	Sa	Int
Singletary	151	67	84	0	2	4	1.0	0	0
Gayle	125	73	52	4	1	13	1.0	2	2
Carrier	122	55	67	5	2	20	0.0	10	0
Morrissey	109	54	55	1	2	9	0.0	2	0
Armstrong	82	33	49	2	2	4	10.0	0	0
Dent	81	43	38	2	3	13	12.0	3	0
McMichael	71	39	32	0	0	4	4.0	0	0
Perry	70	40	30	2	0	0	4.0	0	0
Woolford	70	38	32	0	0	13	2.0	3	0
Rivera	64	24	24	0	1	4	0.0	2	0

**SACKS:** Dent 12.0, Armstrong 10.0, McMichael 4.0, Perry 4.0, Cox 3.0, Jones 2.0, Woolford 2.0, Pruitt 1.0, Singletary 1.0, Gayle 1.0, Roper 1.0

**TEAM** 41.0, **OPPONENTS** 43.0

USUAL STARTERS

Offense	Defense
WR.....Wendell Davis	RE.....Richard Dent
LT.....Jim Covert	RT.....Dan Hampton
LG.....Mark Bortz	LT.....William Perry
C.....Jay Hilgenberg	LE.....Trace Armstrong
RG.....Tom Thayer	WLB.....Ron Rivera
RT.....Keith Van Horne	MLB.....Mike Singletary
TE.....Jim Thornton	SLB.....Jim Morrissey
WR.....Ron Morris	RCB.....Lemuel Stinson
QB.....Jim Harbaugh	LCB.....Donnell Woolford
RB.....Neal Anderson	SS.....Shaun Gayle
FB.....Brad Muster	FS.....Mark Carrier

RANKINGS

Team Stats	Bears	Avg	Rank
Total Yards.....	4980	311.3	13
Rushing Yards.....	2436	152.3	2
Passing Yards.....	2544	159.0	28
Points Scored.....	348	21.8	-
	Opp	Avg	Rank
Total Yards.....	4492	280.8	6
Rushing Yards.....	1572	98.3	7
Passing Yards.....	2920	182.5	10
Points Scored.....	280	17.5	-

## 1991 CHICAGO BEARS STATISTICS

Record: 11-5, .688

2nd Place, NFC Central

Head Coach: Mike Ditka

09/01	W	10-6	MINNESOTA	64,112
09/08	W	21-20	at Tampa Bay	65,625
09/15	W	20-17	N.Y. GIANTS	64,829
09/23	W	19-13	ot N.Y. JETS	65,255
09/29	L	20-35	at Buffalo	80,366
10/06	L	7-35	WASHINGTON	64,941
10/17	W	10-0	at Green Bay	58,435
10/27	W	20-17	at New Orleans	68,591
11/03	W	20-10	DETROIT	57,281
11/11	W	34-17	at Minnesota	59,001
11/17	W	31-17	at Indianapolis	60,519
11/24	L	13-16	ot MIAMI	58,288
11/28	L	6-16	at Detroit	78,879
12/08	W	27-13	GREEN BAY	62,353
12/14	W	27-0	TAMPA BAY	54,719
12/23	L	14-52	at San Francisco	60,419
<b>PLAYOFFS</b>				
12/29	L	13-17	DALLAS	62,594

	Bears	Opp
<b>TOTAL FIRST DOWNS</b>	<b>317</b>	<b>254</b>
Rushing	120	77
Passing	168	164
Penalty	29	13
3rd Down: Made/Att	95/221	69/208
3rd Down Pct.	43.0	33.2
4th Down: Made/Att	7/18	10/21
4th Down Pct.	38.9	47.6
<b>POSSESSION AVG.</b>	<b>33:01</b>	<b>26:59</b>
<b>TOTAL NET YARDS</b>	<b>5069</b>	<b>4507</b>
Avg. Per Game	316.8	281.7
Total Plays	1025	942
Avg. Per Play	4.9	4.8
<b>NET YARDS RUSHING</b>	<b>1949</b>	<b>1580</b>
Avg. Per Game	121.8	98.8
Total Rushes	502	389
<b>NET YARDS PASSING</b>	<b>3120</b>	<b>2927</b>
Avg. Per Game	195.0	182.9
Sacked/Yards Lost	26/172	40/257
Gross Yards	3292	3184
Att./Comp.	497/286	513/286
Completion Pct.	57.5	55.8
Had Intercepted	17	17
<b>PUNTS/AVERAGE</b>	<b>70/40.2</b>	<b>81/41.3</b>
<b>NET PUNTING AVG.</b>	<b>70/35.0</b>	<b>81/35.8</b>
<b>PENALTIES/YARDS</b>	<b>79/657</b>	<b>94/891</b>
<b>FUMBLES/BALL LOST</b>	<b>25/16</b>	<b>25/13</b>
<b>TOUCHDOWNS</b>	<b>35</b>	<b>29</b>
Rushing	18	9
Passing	16	19
Returns	1	1

PASSING	Att	Cmp	Yds	Cmp%	Yd/Att	TD	TD%	Int	Int%	Lg	Sack/Lost	Rating
Harbaugh	478	275	3121	57.5	6.53	15	3.1	16	3.3	84t	24/163	73.7
Willis	18	11	171	61.1	9.50	1	5.6	1	5.6	42	2/9	88.0
Anderson	1	0	0	0.0	0.00	0	0.0	0	0.0	0	0/0	39.6
<b>BEARS</b>	<b>497</b>	<b>286</b>	<b>3292</b>	<b>57.5</b>	<b>6.62</b>	<b>16</b>	<b>3.2</b>	<b>17</b>	<b>3.4</b>	<b>84t</b>	<b>26/172</b>	<b>74.1</b>
<b>OPPONENTS</b>	<b>513</b>	<b>286</b>	<b>3184</b>	<b>55.8</b>	<b>6.21</b>	<b>19</b>	<b>3.7</b>	<b>17</b>	<b>3.3</b>	<b>77t</b>	<b>40/257</b>	<b>72.9</b>

Score by Period	1	2	3	4	OT	Tot
BEARS	40	96	71	86	6	299
OPPONENTS	57	72	51	86	3	269

SCORING	TDs: Ru-Pa-R	K-PAT	FG	S	Pts		
Butler	0	0	0	32/34 19/29	0	89	
Anderson	9	6	3	0	0	54	
Muster	7	6	1	0	0	42	
Davis	6	0	6	0	0	36	
Green	3	3	0	0	0	18	
Waddle	3	0	3	0	0	18	
Harbaugh	2	2	0	0	0	12	
Morgan	2	0	2	0	0	12	
Bailey	1	1	0	0	0	6	
Stinson	1	0	0	1	0	6	
Thornton	1	0	1	0	0	6	
BEARS	35	18	16	1	32/34 19/29	0	299
OPPONENTS	29	9	19	1	29/29 22/30	0	269

RUSHING	No	Yds	Avg	Lg	TD
Anderson	210	747	3.6	42t	6
Muster	90	412	4.6	24	6
Harbaugh	70	338	4.8	20	2
Green	61	217	3.6	18	3
Rouse	27	74	2.7	10	0
Gentry	9	58	6.4	17	0
Bailey	15	43	2.9	11	1
Lewis	15	36	2.4	9	0
Morgan	3	18	6.0	13	0
Willis	2	5	3.0	8	0
<b>BEARS</b>	<b>502</b>	<b>1949</b>	<b>3.9</b>	<b>42t</b>	<b>18</b>
<b>OPPONENTS</b>	<b>389</b>	<b>1580</b>	<b>4.1</b>	<b>64t</b>	<b>9</b>

RECEIVING	No	Yds	Avg	Lg	TD
Davis	61	945	15.5	75t	6
Waddle	55	599	10.9	37t	3
Anderson	47	368	7.8	26t	3
Muster	35	287	8.2	21	1
Thornton	17	278	16.4	33	1
Gentry	16	149	9.3	18	0
Rouse	15	93	6.2	14	0
Morgan	13	211	16.2	84t	2
Morris	8	147	18.4	33	0
Jennings	8	109	13.6	19	0
Green	6	54	9.0	15	0
Boso	3	36	12.0	22	0
Kozlowski	2	16	8.0	11	0
<b>BEARS</b>	<b>286</b>	<b>3292</b>	<b>11.5</b>	<b>84t</b>	<b>16</b>
<b>OPPONENTS</b>	<b>286</b>	<b>3184</b>	<b>11.1</b>	<b>77t</b>	<b>19</b>

PUNTING	No	Yds	Avg	Net	TB	In	Lg	B
Buford	69	2814	40.8	35.0	8	13	64	1
<b>BEARS</b>	<b>70</b>	<b>2814</b>	<b>40.2</b>	<b>35.0</b>	<b>8</b>	<b>13</b>	<b>64</b>	<b>1</b>
<b>OPPONENTS</b>	<b>81</b>	<b>3343</b>	<b>41.3</b>	<b>35.8</b>	<b>5</b>	<b>26</b>	<b>61</b>	<b>0</b>

INTS	No	Yds	Avg	Lg	TD
Stinson	4	69	17.3	34t	1
Paul	3	21	7.0	10	0
Carrier	2	54	27.0	39	0
Tate	2	35	17.5	28	0
Woolford	2	21	10.5	16	0
Gayle	1	11	11.0	11	0
Mangum	1	5	5.0	5	0
Morrissey	1	5	5.0	5	0
Dent	1	4	4.0	4	0
<b>BEARS</b>	<b>17</b>	<b>225</b>	<b>13.2</b>	<b>39</b>	<b>1</b>
<b>OPPONENTS</b>	<b>17</b>	<b>145</b>	<b>8.5</b>	<b>23</b>	<b>0</b>

KO RETURNS	No	Yds	Avg	Lg	TD
Bailey	16	311	19.4	31	0
Gentry	13	227	17.5	27	0
Morgan	4	69	17.3	29	0
Green	4	69	17.3	29	0
Lewis	2	13	6.5	13	0
Rouse	2	10	5.0	10	0
<b>BEARS</b>	<b>45</b>	<b>763</b>	<b>17.0</b>	<b>31</b>	<b>0</b>
<b>OPPONENTS</b>	<b>58</b>	<b>1134</b>	<b>19.6</b>	<b>47</b>	<b>0</b>

PUNT RET.	Ret	FC	Yds	Avg	Lg	TD
Bailey	36	11	281	7.8	37	0
Waddle	5	3	31	6.2	11	0
Green	3	1	9	3.0	8	0
Morgan	3	0	19	6.3	11	0
<b>BEARS</b>	<b>47</b>	<b>15</b>	<b>340</b>	<b>7.2</b>	<b>37</b>	<b>0</b>
<b>OPPONENTS</b>	<b>28</b>	<b>12</b>	<b>205</b>	<b>7.3</b>	<b>18</b>	<b>0</b>

FGs	1-19	20-29	30-39	40-49	50+
Butler	1/1	9/11	3/5	5/9	1/3
<b>BEARS</b>	<b>1/1</b>	<b>9/11</b>	<b>3/5</b>	<b>5/9</b>	<b>1/3</b>
<b>OPPONENTS</b>	<b>1/1</b>	<b>9/10</b>	<b>7/9</b>	<b>3/7</b>	<b>2/3</b>
Butler: (27N, 22G) (0/46G, 20G) (33G, 45N, 44G)					
(28G, 42G) (0/22G, 46N) (34G, 48G, 51N) (21G, 25G, 43N)					
(50G, 41G, 35N) (21G) (32G, 19G, 24N, 50N) (27G, 22G, 37N)					
0 (41N) 0					
<b>OPPONENTS:</b> (26G, 24G) (31G, 49N, 36G) (43N, 35G, 35N)					
(19G, 37N, 34G, 28N) (49N) (47G, 54N, 23G) (0/66G)					
(31G) (20G) (47G) (35G, 22G, 27G) (21G, 50G, 37G)					
(25G, 25G, 49N) (0/41G)					

DEFENSE	T	S	A	FF	FR	PD	Sa	Int
Singletary	124	53	71	0	0	0	0	0
Morrissey	96	45	51	0	0	4	0	0
McMichael	94	48	46	2	2	4	9	0
Carrier	93	41	52	1	1	12	0	2
Roper	90	47	43	0	0	8	8	0
Dent	84	50	34	0	1	7	10	5
Perry	80	49	31	3	0	1	5	5
Woolford	77	52	25	0	1	19	10	2
Paul	75	32	43	0	0	6	0	3
Mangum	68	49	19	1	1	7	10	1
<b>SACKS:</b> Dent 10.5, McMichael 9.0, Roper 8.0, Perry 5.5, Armstrong 1.5, Ryan 1.5, Cox 1.0, Woolford 1.0, Mangum 1.0, Williams 1.0								
<b>TEAM</b> 40.0, <b>OPPONENTS</b> 26.0								

## USUAL STARTERS

Offense	
WR.....	Wendell Davis
LT.....	John Wojciechowski
LG.....	Mark Bortz
C.....	Jay Hilgenberg
RG.....	Tom Thayer
RT.....	Keith Van Horne
TE.....	Jim Thornton
WR.....	Tom Waddle
QB.....	Jim Harbaugh
RB.....	Neal Anderson
FB.....	Brad Muster

Defense	
RE.....	Richard Dent
RT.....	William Perry
LT.....	Steve McMichael
LE.....	Trace Armstrong
WLB.....	John Roper
MLB.....	Mike Singletary
SLB.....	Jim Morrissey
RCB.....	Lemuel Stinson
LCB.....	Donnell Woolford
SS.....	Shaun Gayle
FS.....	Mark Carrier

## RANKINGS

Team Stats	Bears	Avg	Rank
Total Yards	5069	316.8	11
Rushing Yards	1949	121.8	9
Passing Yards	3120	195.0	13
Points Scored	299	18.7	..
Opp			
Avg			
Rank			
Total Yards	4507	281.7	..4
Rushing Yards	1580	98.8	..10
Passing Yards	2927	182.9	..81
Points Scored	269	16.8	..

## 1992 CHICAGO BEARS STATISTICS

**Record: 5-11, .313****T-3rd Place, NFC Central****Head Coach: Mike Ditka**

09/06 W	27-24	DETROIT	63,672
09/13 L	6-28	at New Orleans	68,591
09/21 L	14-27	N.Y. GIANTS	63,444
09/27 W	41-31	ATLANTA	63,528
10/04 L	20-21	at Minnesota	60,992
10/18 W	31-14	TAMPA BAY	61,412
10/25 W	30-10	at Green Bay	59,435
11/02 L	10-38	MINNESOTA	61,257
11/08 L	28-31	at CINCINNATI	56,120
11/15 L	17-20	at Tampa Bay	69,102
11/22 L	3-17	GREEN BAY	56,170
11/29 L	14-27	at Cleveland	73,578
12/07 L	7-24	at Houston	62,193
12/13 W	30-6	PITTSBURGH	52,904
12/20 L	3-16	at Detroit	72,777
12/27 L	14-27	at Dallas	63,101

	Bears	Opp
<b>TOTAL FIRST DOWNS</b>	<b>282</b>	<b>274</b>
Rushing	101	109
Passing	157	144
Penalty	24	21
3rd Down: Made/Att	72/198	69/194
3rd Down Pct.	36.4	35.6
4th Down: Made/Att	5/16	9/20
4th Down Pct.	31.3	45.0
<b>POSSESSION AVG.</b>	<b>29:15</b>	<b>30:45</b>
<b>TOTAL NET YARDS</b>	<b>4941</b>	<b>4952</b>
Avg. Per Game	308.8	309.5
Total Plays	951	953
Avg. Per Play	5.2	5.2
<b>NET YARDS RUSHING</b>	<b>1871</b>	<b>1948</b>
Avg. Per Game	116.9	121.8
Total Rushes	427	468
<b>NET YARDS PASSING</b>	<b>3070</b>	<b>3004</b>
Avg. Per Game	191.9	187.8
Sacked/Yards Lost	45/264	43/286
Gross Yards	3334	3290
Att./Comp.	479/266	442/261
Completion Pct.	55.5	59.0
Had Intercepted	24	14
<b>PUNTS/AVERAGE</b>	<b>79/42.9</b>	<b>70/40.4</b>
<b>NET PUNTING AVG.</b>	<b>79/36.2</b>	<b>70/35.2</b>
<b>PENALTIES/YARDS</b>	<b>93/776</b>	<b>90/780</b>
<b>FUMBLES/BALL LOST</b>	<b>23/10</b>	<b>34/16</b>
<b>TOUCHDOWNS</b>	<b>34</b>	<b>43</b>
Rushing	15	14
Passing	17	20
Returns	2	9

PASSING	Att	Cmp	Yds	Cmp%	Yd/Att	TD	TD%	Int	Int%	Lg	Sack/Lost	Rating
Harbaugh	358	202	2468	56.4	6.94	13	3.6	12	3.4	83t	31/167	76.2
Willis	92	54	716	58.7	7.78	4	4.3	8	8.7	68t	10/58	61.7
Furrer	25	9	89	36.0	3.56	0	0.0	3	12.0	16	4/39	7.3
Gardocki	3	1	43	33.3	14.33	0	0.0	0	0.0	43	0/0	81.9
Muster	1	0	0	0.0	0.00	0	0.0	1	100.0	0	0/0	0.0
<b>BEARS</b>	<b>479</b>	<b>266</b>	<b>3334</b>	<b>55.5</b>	<b>6.96</b>	<b>17</b>	<b>3.5</b>	<b>24</b>	<b>5.0</b>	<b>83t</b>	<b>45/264</b>	<b>68.3</b>
<b>OPPONENTS</b>	<b>442</b>	<b>261</b>	<b>3290</b>	<b>59.0</b>	<b>7.44</b>	<b>20</b>	<b>4.5</b>	<b>14</b>	<b>3.2</b>	<b>72t</b>	<b>43/286</b>	<b>84.2</b>

Score by Period	1	2	3	4	OT	Tot
BEARS	57	98	51	89	0	295
OPPONENTS	58	83	93	124	3	361

SCORING	TDs: Ru-Pa-R	K-PAT	FG	S	Pts
Butler	0	0	0	0	34/34 19/26 0 91
Anderson	11	5	6	0	0 66
Lewis	5	4	0	1	0 30
Muster	5	3	2	0	0 30
Waddle	4	0	4	0	0 24
Davis	2	0	2	0	0 12
Green	2	2	0	0	0 12
Morgan	2	0	2	0	0 12
Harbaugh	1	1	0	0	0 6
Jennings	1	0	1	0	0 6
Zorich	1	0	0	1	0 6
<b>BEARS</b>	<b>34</b>	<b>15</b>	<b>2</b>	<b>34/34</b>	<b>19/26 0 295</b>
<b>OPPONENTS</b>	<b>43</b>	<b>14</b>	<b>20</b>	<b>9/43</b>	<b>43/20/25 0 361</b>

RUSHING	No	Yds	Avg	Lg	TD
Anderson	156	582	3.7	49t	5
Muster	98	414	4.2	35	3
Lewis	90	382	4.2	33	4
Harbaugh	47	272	5.8	17	1
Green	23	107	4.7	18	2
Morgan	3	68	22.7	35	0
Davis	4	42	10.5	21	0
Gentry	5	2	0.4	3	0
Willis	1	2	2.0	2	0
<b>BEARS</b>	<b>427</b>	<b>1871</b>	<b>4.4</b>	<b>49t</b>	<b>15</b>
<b>OPPONENTS</b>	<b>468</b>	<b>1948</b>	<b>4.2</b>	<b>44</b>	<b>14</b>

RECEIVING	No	Yds	Avg	Lg	TD
Davis	54	734	13.6	40	2
Waddle	46	674	14.7	68t	4
Anderson	42	399	9.5	30t	6
Muster	34	389	11.4	44t	2
Jennings	23	264	11.5	23	1
Lewis	18	175	9.7	30	0
Morgan	14	323	23.1	83t	2
Gentry	12	114	9.5	18	0
Green	7	85	12.1	43	0
Wright	5	56	11.2	24	0
Blackwell	5	54	10.8	18	0
Morris	4	44	11.0	26	0
Wagner	1	16	16.0	16	0
Kozlowski	1	7	7.0	7	0
<b>BEARS</b>	<b>266</b>	<b>3334</b>	<b>12.5</b>	<b>83t</b>	<b>17</b>
<b>OPPONENTS</b>	<b>261</b>	<b>3290</b>	<b>12.6</b>	<b>72t</b>	<b>20</b>

PUNTING	No	Yds	Avg	Net	TB	In	Lg	B
Gardocki	79	3393	42.9	36.2	9	19	61	0
<b>BEARS</b>	<b>79</b>	<b>3393</b>	<b>42.9</b>	<b>36.2</b>	<b>9</b>	<b>19</b>	<b>61</b>	<b>0</b>
<b>OPPONENTS</b>	<b>70</b>	<b>2840</b>	<b>40.6</b>	<b>35.2</b>	<b>10</b>	<b>18</b>	<b>61</b>	<b>1</b>

INTS	No	Yds	Avg	Lg	TD
Woolford	7	67	9.6	32	0
Stinson	2	43	23.0	46	0
Gayle	2	39	19.5	30	0
Morrissey	1	22	22.0	22	0
Paul	1	10	10.0	10	0
Singletary	1	4	4.0	4	0
<b>BEARS</b>	<b>14</b>	<b>188</b>	<b>13.4</b>	<b>46</b>	<b>0</b>
<b>OPPONENTS</b>	<b>24</b>	<b>612</b>	<b>25.5</b>	<b>92t</b>	<b>6</b>

KO RETURNS	No	Yds	Avg	Lg	TD
Lewis	23	511	22.2	97t	1
Gentry	16	330	20.6	66	0
Green	11	224	20.4	29	0
Morgan	4	71	17.8	30	0
Leeuwenburg	1	7	7.0	7	0
Rivera	1	0	0.0	0	0
<b>BEARS</b>	<b>56</b>	<b>1143</b>	<b>20.4</b>	<b>97t</b>	<b>1</b>
<b>OPPONENTS</b>	<b>50</b>	<b>1027</b>	<b>20.5</b>	<b>55t</b>	<b>0</b>

PUNT RET.	Ret	FC	Yds	Avg	Lg	TD
Woolford	12	3	127	10.6	36	0
Waddle	8	10	28	3.5	13	0
Morgan	3	1	21	7.0	13	0
<b>BEARS</b>	<b>23</b>	<b>14</b>	<b>176</b>	<b>7.7</b>	<b>36</b>	<b>0</b>
<b>OPPONENTS</b>	<b>38</b>	<b>15</b>	<b>351</b>	<b>9.2</b>	<b>175</b>	<b>1</b>

FGs	1-19	20-29	30-39	40-49	50+
Butler	1/1	8/8	9/10	0/4	1/3
<b>BEARS</b>	<b>1/1</b>	<b>8/8</b>	<b>9/10</b>	<b>0/4</b>	<b>1/3</b>
<b>OPPONENTS</b>	<b>1/1</b>	<b>4/6</b>	<b>11/11</b>	<b>3/5</b>	<b>1/2</b>
<b>Butler:</b> (34G,41N,38G)(39G,30G,37N)(20G,21G)					
(50G,37G)(55N,26G)(18G,30G,21G)(28G)(47N,52N)					
(45N,27G,44N)(36G)(0)(37G,26G,38G)(24G)(0)					
<b>OPPONENTS:</b> (38G)(42N)(50N,31G,32G)(46G)(0)					
(51G,28N)(28G)(36G)(31G,40G)(39G)(27G,43G,42N)					
(19G)(38G,38G)(22G,38G,30G)(28N,21G,34G)					

DEFENSE	(Top 10)	T	S	A	FF	FR	PD	Sa	Int
Singletary	135	65	70	2	0	4	1.0	1	1
Morrissey	115	56	59	0	0	4	1.0	1	1
Gayle	100	48	52	0	3	6	0.0	2	2
Woolford	94	69	25	2	0	27	0.0	7	7
Roper	94	54	40	0	0	2	2.5	0	0
McMichael	89	49	40	4	2	2	10.5	0	0
Carrier	89	43	46	1	2	10	0.0	0	0
Dent	82	46	36	6	1	3	8.5	0	0
Armstrong	75	40	35	1	1	0	6.5	0	0
Cox	56	23	33	1	1	0	1.0	0	0

**SACKS:** McMichael 10.5, Dent 8.5, Armstrong 6.5, Spellman 4.0, Ryan 3.0, Roper 2.5, Perry 2.0, Zorich 2.0, Cox 1.0, Morrissey 1.0, Rivera 1.0, Singletary 1.0 **TEAM** 43.0, **OPPONENTS** 45.0

## USUAL STARTERS

Offense	Defense
WR.....Wendell Davis	RE.....Richard Dent
LT.....Troy Auzenne	RT.....William Perry
LG.....Mark Bortz	LT.....Steve McMichael
C.....Jerry Fontenot	LE.....Trace Armstrong
RG.....Tom Thayer	WLB.....John Roper
RT.....Keith Van Horne	MLB.....Mike Singletary
TE.....Keith Jennings	SLB.....Jim Morrissey
WR.....Tom Waddle	RCB.....Lemuel Stinson
QB.....Jim Harbaugh	LCB.....Donnell Woolford
RB.....Neal Anderson	SS.....Shaun Gayle
FB.....Brad Muster	FS.....Mark Carrier

## RANKINGS

Team Stats	Bears	Avg	Rank
Total Yards	4941	308.8	8
Rushing Yards	1871	116.9	10
Passing Yards	3070	191.9	14
Points Scored	295	18.4	-
	Opp	Avg	Rank
Total Yards	4952	309.5	17
Rushing Yards	1948	121.8	21
Passing Yards	3004	187.8	15
Points Scored	361	22.6	-

## 1993 CHICAGO BEARS STATISTICS

**Record: 7-9, .438****4th Place, NFC Central****Head Coach: Dave Wannstedt**

09/05	L	20-26	N.Y. GIANTS	66,990
09/12	L	7-10	at Minnesota	56,285
09/26	W	47-17	TAMPA BAY	58,329
10/03	W	6-0	ATLANTA	57,441
10/10	W	17-6	at Philadelphia	63,601
10/25	L	12-19	MINNESOTA	64,677
10/31	L	3-17	at Green Bay	58,945
11/07	L	14-16	L.A. RAIDERS	59,750
11/14	W	16-13	at San Diego	58,459
11/21	W	19-17	at Kansas City	76,872
11/25	W	10-6	at Detroit	76,699
12/05	W	30-17	GREEN BAY	62,236
12/12	L	10-13	at Tampa Bay	56,667
12/18	L	3-13	DENVER	53,056
12/26	L	14-20	DETROIT	43,443
01/02	L	6-20	at L.A. Rams	39,147

	Bears	Opp
<b>TOTAL FIRST DOWNS</b>	<b>226</b>	<b>290</b>
Rushing	98	112
Passing	113	163
Penalty	15	15
3rd Down: Made/Att	73/211	80/214
3rd Down Pct.	34.6	37.4
4th Down: Made/Att	4/14	6/15
4th Down Pct.	28.6	40.0
<b>POSSESSION AVG.</b>	<b>28:36</b>	<b>31:24</b>
<b>TOTAL NET YARDS</b>	<b>3717</b>	<b>4653</b>
Avg. Per Game	232.3	290.8
Total Plays	913	1026
Avg. Per Play	4.1	4.5
<b>NET YARDS RUSHING</b>	<b>1677</b>	<b>1835</b>
Avg. Per Game	104.8	114.7
Total Rushes	477	476
<b>NET YARDS PASSING</b>	<b>2040</b>	<b>2818</b>
Avg. Per Game	127.5	176.1
Sacked/Yards Lost	48/230	46/287
Gross Yards	2270	3105
Att./Comp.	388/230	504/306
Completion Pct.	59.3	60.7
Had Intercepted	16	18
<b>PUNTS/AVERAGE</b>	<b>80/38.5</b>	<b>78/41.4</b>
<b>NET PUNTING AVG.</b>	<b>80/38.6</b>	<b>78/36.2</b>
<b>PENALTIES/YARDS</b>	<b>68/587</b>	<b>91/783</b>
<b>FUMBLES/BALL LOST</b>	<b>29/14</b>	<b>24/12</b>
<b>TOUCHDOWNS</b>	<b>22</b>	<b>22</b>
Rushing	10	9
Passing	7	12
Returns	5	1

PASSING	Att	Cmp	Yds	Cmp%	Yd/Att
Harbaugh	325	200	2002	61.5	6.16
Willis	60	30	268	50.0	4.47
Gardocki	2	0	0	0.0	0.00
Anderson	1	0	0	0.0	0.00
<b>BEARS</b>	<b>388</b>	<b>230</b>	<b>2270</b>	<b>59.3</b>	<b>5.85</b>
<b>OPPONENTS</b>	<b>504</b>	<b>306</b>	<b>3105</b>	<b>60.7</b>	<b>6.16</b>

Score by Period	1	2	3	4	OT	Tot
BEARS	37	85	56	56	0	234
OPPONENTS	45	83	38	64	0	230

SCORING	TDs: Ru-Pa-R	K-PAT	FG	S	Pts
Butler	0	0	0	0	21/22 27/36 0 102
Anderson	4	4	0	0	0 66
Harbaugh	4	4	0	0	0 24
Obee	3	0	3	0	0 18
Baker	2	0	0	2	0 12
Conway	2	0	2	0	0 12
Worley	2	2	0	0	0 12
Carrier	1	0	0	1	0 6
Jones	1	0	0	1	0 6
Lincoln	1	0	0	1	0 6
Waddle	1	0	1	0	0 6
Wetnight	1	0	1	0	0 6
BEARS	22	10	7	5	21/22 27/36 0 234
OPPONENTS	22	9	12	1	20/22 26/34 0 230

RUSHING	No	Yds	Avg	Lg	TD
Anderson	202	646	3.2	45	4
Worley	110	437	4.0	28	2
Harbaugh	60	277	4.6	25	4
Heyward	68	206	3.0	11	0
Conway	5	44	8.8	18	0
Green	15	29	1.9	10	0
Christian	8	19	2.4	12	0
Lewis	7	13	1.9	3	0
Willis	2	6	3.0	6	0
<b>BEARS</b>	<b>477</b>	<b>1677</b>	<b>3.5</b>	<b>45</b>	<b>10</b>
<b>OPPONENTS</b>	<b>476</b>	<b>1835</b>	<b>3.9</b>	<b>26</b>	<b>9</b>

RECEIVING	No	Yds	Avg	Lg	TD
Waddle	44	552	12.5	38	1
Anderson	31	160	5.2	35	0
Obee	26	351	13.5	48	3
Conway	19	231	12.2	38	2
Christian	16	160	10.0	36	0
Heyward	16	132	8.3	20	0
Jennings	14	150	10.7	29	0
Green	13	63	4.8	9	0
Davis	12	132	11.0	17	0
Worley	8	49	6.1	15	0
Gedney	10	98	9.8	24	0
Wetnight	9	93	10.3	25	1
Whitaker	6	53	8.8	18	0
Lewis	4	26	6.5	18	0
Banks	1	19	19.0	19	0
Harbaugh	1	1	1.0	1	0
<b>BEARS</b>	<b>230</b>	<b>2270</b>	<b>9.9</b>	<b>48</b>	<b>7</b>
<b>OPPONENTS</b>	<b>306</b>	<b>3105</b>	<b>10.1</b>	<b>67</b>	<b>12</b>

PUNTING	No	Yds	Avg	Net	TB	In	Lg	B
Gardocki	80	3080	38.5	36.6	2	28	58	0
<b>BEARS</b>	<b>80</b>	<b>3080</b>	<b>38.5</b>	<b>36.6</b>	<b>2</b>	<b>28</b>	<b>58</b>	<b>0</b>
<b>OPPONENTS</b>	<b>78</b>	<b>3231</b>	<b>41.4</b>	<b>36.2</b>	<b>6</b>	<b>22</b>	<b>75</b>	<b>1</b>

INTS	No	Yds	Avg	Lg	TD
Carrier	4	94	23.5	34	1
Jones	4	52	13.0	22	0
Lincoln	3	109	36.3	80*	1
Woolford	2	18	9.0	18	0
Blaylock	2	3	1.5	3	0
Dent	1	24	24.0	24	0
Mangum	1	0	0.0	0	0
McMichael	1	0	0.0	0	0
<b>BEARS</b>	<b>18</b>	<b>300</b>	<b>16.7</b>	<b>86</b>	<b>2</b>
<b>OPPONENTS</b>	<b>16</b>	<b>105</b>	<b>6.6</b>	<b>25</b>	<b>1</b>

\*lateral from Jones

KO RETURNS	No	Yds	Avg	Lg	TD
Conway	21	450	21.4	55	0
Obee	9	159	17.7	34	0
Green	9	141	15.7	30	0
Worley	2	36	18.0	24	0
A. Fontenot	1	8	8.0	8	0
Heyward	1	12	12.0	12	0
Mangum	1	0	0.0	0	0
Ryan	1	5	5.0	5	0
<b>BEARS</b>	<b>45</b>	<b>811</b>	<b>18.0</b>	<b>55</b>	<b>0</b>
<b>OPPONENTS</b>	<b>53</b>	<b>918</b>	<b>17.3</b>	<b>35</b>	<b>0</b>

PUNT RET.	Ret	FC	Yds	Avg	Lg	TD
Obee	35	20	289	8.3	28	0
<b>BEARS</b>	<b>35</b>	<b>20</b>	<b>289</b>	<b>8.3</b>	<b>28</b>	<b>0</b>
<b>OPPONENTS</b>	<b>22</b>	<b>38</b>	<b>115</b>	<b>5.2</b>	<b>34</b>	<b>0</b>

FGs	1-9	20-29	30-39	40-49	50+
Butler	0/0	7/8	12/13	3/7	5/8
<b>BEARS</b>	<b>0/0</b>	<b>7/8</b>	<b>12/13</b>	<b>3/7</b>	<b>5/8</b>
<b>OPPONENTS</b>	<b>1/1</b>	<b>15/15</b>	<b>7/9</b>	<b>3/8</b>	<b>0/1</b>
Butler: (20G, 34G) (53N) (33G, 40G, 32G, 31G) (48G, 44N, 52G) (37G) (37G, 39G, 55G, 35G) (33G) (21N, 30N) (33G, 54G, 20G) (55G) (31G) (45N) (27G, 50N, 53G)					
<b>OPPONENTS:</b> (19G, 35G, 23G, 26G) (47N, 22G) (20G) (0) (39G, 25G, 50N) (40G) (31G, 21G, 20G) (28G, 30B, 26G, 40N) (20G) (39G, 27G) (36N, 26G) (38G, 42G, 29N) (29G, 24G, 41N) (40G, 47N, 37G) (29G, 29G)					

DEFENSE	T	S	A	FF	FR	PD	SA	Int
(Top 10)								
Jones	189	117	72	1	2	11	1	0
Gayle	124	79	45	2	0	2	1	0
Zorich	121	63	58	1	2	1	7	0
Cain	108	63	45	1	0	5	0	0
Woolford	101	86	15	0	0	22	0	2
Carrier	91	47	44	1	0	7	0	4
V. Smith	83	49	34	0	0	0	3	0
McMichael	78	50	28	0	2	5	6	0
Dent	64	43	21	1	0	3	12	1
Douglass	52	39	23	0	0	4	0	0
<b>SACKS:</b> Dent 12.5, Armstrong 11.5, Zorich 7.0, McMichael 6.0, Spellman 2.5, Cox 2.0, A. Fontenot 1.0, Gayle 1.0, Jones 1.0								
<b>TEAM 46.0, OPPONENTS 48.0</b>								

## USUAL STARTERS

## Offense

WR.....Tom Waddle  
 LT.....Troy Auzenne  
 LG.....Mark Bortz  
 C.....Jerry Fontenot  
 RG.....John Wojciechowski  
 RT.....Jay Leeuwenburg  
 TE.....Keith Jennings  
 WR.....Curtis Conway  
 QB.....Jim Harbaugh  
 RB.....Neal Anderson  
 FB.....Craig Heyward

## Defense

RE.....Richard Dent  
 RT.....Chris Zorich  
 LT.....Steve McMichael  
 LE.....Trace Armstrong  
 WLB.....Vinson Smith  
 MLB.....Dante Jones  
 SLB.....Joe Cain  
 RCB.....Anthony Blaylock  
 LCB.....Donnell Woolford  
 SS.....Shaun Gayle  
 FS.....Mark Carrier

## RANKINGS

## Team Stats

	Bears	Avg	Rank
Total Yards	3717	232.3	28
Rushing Yards	1677	104.8	19
Passing Yards	2040	127.5	28
Points Scored	234	14.6	-
	Opp	Avg	Rank
Total Yards	4653	290.8	4
Rushing Yards	1835	114.7	17
Passing Yards	2818	176.1	4
Points Scored	230	14.4	-

1994 CHICAGO BEARS STATISTICS

Record: 9-7, .563  
T-2nd Place, NFC Central  
Head Coach: Dave Wannstedt

09/04 W	21-9	TAMPA BAY	61,844
09/12 L	22-30	at Philadelphia	64,890
09/18 L	14-42	MINNESOTA	61,073
09/25 W	19-7	at N.Y. Jets	70,806
10/02 W	20-13	BUFFALO	62,406
10/09 W	17-7	NEW ORLEANS	63,822
10/23 L	16-21	at Detroit	73,574
10/31 L	6-33	GREEN BAY	47,381
11/06 W	20-6	at Tampa Bay	60,821
11/13 W	17-14	at Miami	64,871
11/20 W	20-10	DETROIT	55,035
11/27 W	19-16	ot at Arizona	65,922
12/01 L	27-33	ot at Minnesota	61,483
12/11 L	3-40	at Green Bay	57,927
12/18 W	27-13	L.A. RAMS	56,276
12/24 L	3-13	NEW ENGLAND	60,178
PLAYOFFS			
01/01 W	35-18	at Minnesota	60,347
01/07 L	15-44	at San Francisco	64,644

	Bears	Opp.										
TOTAL FIRST DOWNS	274	275										
Rushing	88	100										
Passing	165	163										
Penalty	21	12										
3rd Down: Made/Att	97/232	81/218										
3rd Down Pct.	41.8	37.2										
4th Down: Made/Att	9/16	8/17										
4th Down Pct.	56.3	47.1										
POSSESSION AVG.	31:37	28:23										
TOTAL NET YARDS	4679	5009										
Avg. Per Game	292.4	313.1										
Total Plays	1014	982										
Avg. Per Play	4.6	5.1										
NET YARDS RUSHING	1588	1922										
Avg. Per Game	99.3	120.1										
Total Rushes	487	432										
NET YARDS PASSING	3091	3087										
Avg. Per Game	193.2	192.9										
Sacked/Yards Lost	25/139	28/175										
Gross Yards	3230	3262										
Att./Comp.	502/308	522/295										
Completion Pct.	61.4	56.5										
Had Intercepted	16	12										
PUNTS/AVERAGE	76/37.8	72/39.0										
NET PUNTING AVG.	76/32.4	72/34.9										
PENALTIES/YARDS	66/503	80/645										
FUMBLES/BALL LOST	21/10	29/10										
TOUCHDOWNS	30	31										
Rushing	10	10										
Passing	19	16										
Returns	1	5										
PASSING	Att	Cmp	Yds	Cmp%	Yds/Att	TD	TD%	Int	Int%	Lg	Sack/Lost	Rating
Walsh	343	208	2078	60.6	6.06	10	2.9	8	2.3	50	11/52	77.9
Kramer	158	99	1129	62.7	7.15	8	5.1	8	5.1	85t	14/87	79.9
Conway	1	1	23	100.0	23.00	1	100.0	0	0.0	23t	0/0	158.3
BEARS	502	308	3230	61.4	6.43	19	3.8	16	3.2	85t	25/139	79.4
OPPONENTS	522	295	3262	56.5	6.25	16	3.1	12	2.3	65t	28/175	75.9

Score by Period	1	2	3	4	OT	Tot
BEARS	40	61	61	106	3	271
OPPONENTS	44	116	67	74	6	307

SCORING	TDs: Ru-Pa-R	K-PAT	FG	S	Pts
Butler	0	0	0	24/24 21/29	0 87
Tillman	7	7	0	0	0 42
Graham	5	0	4	1	0 32
Gedney	3	0	3	0	0 18
Jennings	3	0	3	0	0 18
Conway	2	0	2	0	0 14
Green	2	0	2	0	0 12
Cook	1	0	1	0	0 6
Harris	1	1	0	0	0 6
Lewis	1	0	1	0	0 6
McMurtry	1	0	1	0	0 6
Waddle	1	0	1	0	0 6
Walsh	1	1	0	0	0 6
Wetnight	1	0	1	0	0 6
Worley	1	1	0	0	0 6

BEARS	30	10	19	1	24/24 21/29	0	271
OPPONENTS	31	10	16	5	25/26 30/41	0	307

2-Pt. Conversions: Conway, Graham  
Bears: 2-6, Opponents: 3-4.

RUSHING	No	Yds	Avg	Lg	TD
Tillman	275	899	3.3	25t	7
Harris	123	464	3.8	13	1
Green	25	122	4.9	14	0
Conway	6	31	5.2	12	0
Christian	7	29	4.1	8	0
Hoge	6	24	4.0	8	0
Worley	9	17	1.9	4	1
Walsh	30	4	-0.1	12	1
Kramer	6	-2	-0.3	2	0
BEARS	487	1588	3.3	25t	10
OPPONENTS	432	1922	4.4	90	10

RECEIVING	No	Yds	Avg	Lg	TD
Graham	68	944	13.9	76t	4
Conway	39	546	14.0	85t	2
Harris	39	236	6.1	18	0
Tillman	27	222	8.2	39	0
Waddle	25	244	9.8	22	1
Green	24	199	8.3	39t	2
Cook	21	212	10.1	34	1
Gedney	13	157	12.1	37t	3
Hoge	13	79	6.1	11	0
Wetnight	11	104	9.5	19	1
Jennings	11	75	6.8	23t	3
McMurtry	8	112	14.0	30	1
Primus	3	25	8.3	12	0
Christian	2	30	15.0	21	0
Lewis	2	13	6.5	8	1
Carter	1	24	24.0	24	0
Worley	1	8	8.0	8	0
BEARS	308	3230	10.5	85t	19
OPPONENTS	295	3262	11.1	65t	16

PUNTING	No	Yds	Avg	Net	TB	In	Lg	B
Gardocki	76	2871	37.8	32.4	9	23	57	0
BEARS	76	2871	37.8	32.4	9	23	57	0
OPPONENTS	72	2808	39.0	34.9	4	27	61	0

INTS	No	Yds	Avg	Lg	TD
Woolford	5	30	6.0	25	0
Gayle	2	33	16.5	33	0
Carrier	2	10	5.0	7	0
Spellman	1	31	31.0	31	0
Douglass	1	18	18.0	18	0
Lincoln	1	5	5.0	5	0
BEARS	12	127	10.6	33	0
OPPONENTS	16	335	20.9	81t	3

KO RETURNS	No	Yds	Avg	Lg	TD
Lewis	35	874	25.0	55	0
Conway	10	228	22.8	34	0
Carter	6	99	16.5	26	0
Green	6	77	12.8	16	0
Worley	4	52	13.0	25	0
Flanigan	2	26	13.0	14	0
Harris	1	18	18.0	18	0
Thierry	1	0	0.0	0	0
Woolford	1	28	28.0	28	0
BEARS	66	1402	21.2	55	0
OPPONENTS	65	1271	19.6	102t	1

PUNT RET.	Ret	FC	Yds	Avg	Lg	TD
Graham	15	5	140	9.3	61t	1
Conway	8	9	63	7.9	24	0
Waddle	3	3	8	2.7	6	0
Lewis	1	3	7	7.0	7	0
BEARS	27	20	218	8.1	61t	1
OPPONENTS	26	18	225	8.7	57	0

FGs	1-19	20-29	30-39	40-49	50+
Butler	1/1	7/7	6/9	5/8	2/4
BEARS	1/1	7/7	6/9	5/8	2/4
OPPONENTS	1/1	13/13	9/11	7/14	0/2
BUTLER:0(154N)(44G,42N,30G)(50G,20G)(46G,36N) (46N,22G)(18G,37G)(51N,40G)(28G,23G) (35G,52G,31G,27G)(29G,33G,40N)(25G)(41G,30G) (44G,28B,36N) OPPONENTS:(31G,49G,30G,54N)(41G,29G,33G) (43G,24G)(47G,41N)(28G,30G)(50B,36N)(0) (30B)(33G,47N,38G)(29G,33G,45N)(29G,43G) (49G,22G,47G)(45G,41G,29G,38G)(39G,24G,20G,29G) (18G,42B,21G)(29G,22G,46N)					

DEFENSE	(Top 10)	T	S	A	FF	FR	PD	Sa	Int
Cain	129	83	46	1	1	2	0	0	0
Jones	108	69	39	0	2	5	0	0	0
Carrier	107	59	48	1	0	7	0	0	2
Zorich	104	49	55	1	0	0	5	5	0
Gayle	97	67	30	3	1	8	0	0	2
Douglass	77	46	31	0	0	3	1	5	1
Woolford	65	54	11	1	0	21	0	0	5
A. Fontenot	62	37	25	1	0	2	4	0	0
Spellman	60	35	25	1	0	8	7	0	1
Armstrong	60	34	26	1	0	1	7	5	0
SACKS: Armstrong 7.5, Spellman 7.0, Zorich 5.5, A. Fontenot 4.0, Douglass 1.5, Epps 1.0, Smith 1.0, Mangum 0.5									
TEAM 28.0, OPPONENTS 25.0									

USUAL STARTERS				RANKINGS				
Offense		Defense		Team Stats		Bears	Avg	Rank
WR.....	Jeff Graham	RE.....	Alonzo Spellman	Total Yards.....		4679	292.4	23
LT.....	Andy Heck	RT.....	Chris Zorich	Rushing Yards.....		1588	99.3	15
LG.....	Mark Bortz	LT.....	A. Fontenot/C. Simpson	Passing Yards.....		3091	193.2	21
C.....	Jerry Fontenot	LE.....	Trace Armstrong	Points Scored.....		271	16.9	-
RG.....	Jay Leeuwenburg	WLB.....	Vinson Smith					
RT.....	James Williams	MLB.....	Dante Jones					
TE.....	Marv Cook	SLB.....	Joe Cain	Total Yards.....		5009	313.1	13
WR.....	Curtis Conway	RCB.....	Jeremy Lincoln	Rushing Yards.....		1922	120.1	13
QB.....	Steve Walsh	LCB.....	Donnell Woolford	Passing Yards.....		3087	192.9	5
RB.....	Lewis Tillman	SS.....	Shaun Gayle	Points Scored.....		307	19.2	-
FB.....	Raymont Harris	FS.....	Mark Carrier					

## 1995 CHICAGO BEARS STATISTICS

**Record: 9-7, .563****3rd Place, NFC Central****Head Coach: Dave Wannstedt**

09/03	W	31-14	MINNESOTA	63,036
09/11	L	24-27	GREEN BAY	64,855
09/17	W	25-6	at Tampa Bay	71,507
09/24	L	28-34	at St. Louis	59,679
10/08	W	31-27	CAROLINA	58,668
10/15	W	30-27	at Jacksonville	72,020
10/22	W	35-32	HOUSTON	63,545
10/30	W	14-6	at Minnesota	61,238
11/05	L	34-37	at PITTSBURGH	61,838
11/12	L	28-35	at Green Bay	59,996
11/19	L	17-24	DETROIT	61,779
11/26	W	27-24	at N.Y. Giants	70,015
12/04	L	7-27	at Detroit	77,230
12/10	L	10-16	at Cincinnati	38,642
12/17	W	31-10	TAMPA BAY	49,475
12/24	W	20-14	PHILADELPHIA	52,391

	Bears	Opp
<b>TOTAL FIRST DOWNS</b>	<b>340</b>	<b>316</b>
Rushing	116	81
Passing	201	212
Penalty	23	23
3rd Down: Made/Att	88/207	101/217
3rd Down Pct.	42.5	46.5
4th Down: Made/Att	13/19	10/17
4th Down Pct.	68.4	58.8
<b>POSSESSION AVG.</b>	<b>29:55</b>	<b>30:05</b>
<b>TOTAL NET YARDS</b>	<b>5673</b>	<b>5442</b>
Avg. Per Game	354.6	340.1
Total Plays	1030	1035
Avg. Per Play	5.5	5.3
<b>NET YARDS RUSHING</b>	<b>1930</b>	<b>1441</b>
Avg. Per Game	120.6	90.1
Total Rushes	492	405
<b>NET YARDS PASSING</b>	<b>3743</b>	<b>4001</b>
Avg. Per Game	233.9	250.1
Sacked/Yards Lost	15/95	35/239
Gross Yards	3838	4240
Att./Comp.	523/315	595/374
Completion Pct.	60.2	62.9
Had Intercepted	10	16
<b>PUNTS/AVERAGE</b>	<b>58/37.4</b>	<b>62/37.3</b>
<b>NET PUNTING AVG.</b>	<b>58/30.9</b>	<b>62/31.8</b>
<b>PENALTIES/YARDS</b>	<b>71/601</b>	<b>104/821</b>
<b>FUMBLES/BALL LOST</b>	<b>26/16</b>	<b>25/13</b>
<b>TOUCHDOWNS</b>	<b>46</b>	<b>41</b>
Rushing	15	9
Passing	29	27
Returns	2	5

PASSING	Att	Cmp	Yds	Cmp%	Yd/Att	TD	TD%	Int	Int%	Lg	Sack/Lost	Rating
Kramer	522	315	3838	60.3	7.35	29	5.6	10	1.9	76	15/95	93.5
Conway	1	0	0	0.0	0.00	0	0.0	0	0.0	0	0/0	39.6
<b>BEARS</b>	<b>523</b>	<b>315</b>	<b>3838</b>	<b>60.2</b>	<b>7.34</b>	<b>29</b>	<b>5.5</b>	<b>10</b>	<b>1.9</b>	<b>76</b>	<b>15/95</b>	<b>93.4</b>
<b>OPPONENTS</b>	<b>595</b>	<b>374</b>	<b>4240</b>	<b>62.9</b>	<b>7.13</b>	<b>27</b>	<b>4.5</b>	<b>16</b>	<b>2.7</b>	<b>99t</b>	<b>35/239</b>	<b>88.1</b>

Score by Period	1	2	3	4	OT	Tot
BEARS	73	130	91	98	0	392
OPPONENTS	93	112	66	86	3	360

SCORING	TDs:	Ru-Pa-R	K-PAT	FG	S	Pts
Butler	0	0	0	45/45	23/31	0 114
Conway	12	0	12	0	0	0 72
Salaam	10	10	0	0	0	0 60
Jennings	6	0	6	0	0	0 36
Graham	4	0	4	0	0	0 24
Green	3	3	0	0	0	0 18
Timpson	3	1	2	0	0	0 18
Flanigan	2	0	2	0	0	0 12
Wetnight	2	0	2	0	0	0 12
T. Carter	1	0	1	0	0	0 6
Kramer	1	1	0	0	0	0 6
Marshall	1	0	0	1	0	0 6
Minter	1	0	0	1	0	0 6
A. Fontenot	0	0	0	0	1	2

<b>BEARS</b>	<b>46</b>	<b>15</b>	<b>29</b>	<b>2</b>	<b>45/45</b>	<b>23/31</b>	<b>1</b>	<b>392</b>
<b>OPPONENTS</b>	<b>41</b>	<b>9</b>	<b>27</b>	<b>5</b>	<b>40/40</b>	<b>24/29</b>	<b>0</b>	<b>360</b>

2-Pt. Conversions: Bears 0-1, Opponents: 1-1.

RUSHING	No	Yds	Avg	Lg	TD
Salaam	296	1074	3.6	42	10
Green	107	570	5.3	38	3
Tillman	29	78	2.7	9	0
Conway	5	77	15.4	20	0
A. Johnson	6	30	5.0	11	0
Kramer	35	39	1.1	11	1
T. Carter	10	34	3.4	7	0
Timpson	3	28	9.3	16	1
Flanigan	1	0	0.0	0	0
<b>BEARS</b>	<b>492</b>	<b>1930</b>	<b>3.9</b>	<b>42</b>	<b>15</b>
<b>OPPONENTS</b>	<b>405</b>	<b>1441</b>	<b>3.6</b>	<b>29t</b>	<b>9</b>

RECEIVING	No	Yds	Avg	Lg	TD
Graham	82	1301	15.9	51	4
Conway	62	1037	16.7	76	12
T. Carter	40	329	8.2	27	1
Green	28	246	8.8	28	0
Jennings	25	217	8.7	20	6
Timpson	24	289	12.0	36	2
Wetnight	24	193	8.0	22	2
A. Johnson	13	86	6.6	18	0
Salaam	7	56	8.0	18	0
Gedney	5	52	10.4	15	0
Faulkerson	2	22	11.0	12	0
Flanigan	2	6	3.0	4	2
R. Harris	1	4	4.0	4	0
<b>BEARS</b>	<b>315</b>	<b>3838</b>	<b>12.2</b>	<b>76</b>	<b>29</b>
<b>OPPONENTS</b>	<b>374</b>	<b>4240</b>	<b>11.3</b>	<b>99t</b>	<b>27</b>

PUNTING	No	Yds	Avg	Net	TB	In	Lg	B
Sauerbrun	55	2080	37.8	31.1	6	16	61	0
O'Neill	3	89	29.7	26.7	0	0	39	0
<b>BEARS</b>	<b>58</b>	<b>2169</b>	<b>37.4</b>	<b>30.9</b>	<b>6</b>	<b>16</b>	<b>61</b>	<b>0</b>
<b>OPPONENTS</b>	<b>62</b>	<b>2311</b>	<b>37.3</b>	<b>31.8</b>	<b>8</b>	<b>21</b>	<b>57</b>	<b>2</b>

INTS	No	Yds	Avg	Lg	TD
Woolford	4	21	5.3	16	0
Miniefield	3	37	12.3	37	0
Joseph	2	31	15.5	31	0
Lincoln	1	32	32.0	32	0
M. Carter	2	20	10.0	15	0
Mangum	1	2	2.0	2	0
Minter	1	2	2.0	2	1
Cox	1	1	1.0	1	0
Marshall	1	0	0.0	0	0
<b>BEARS</b>	<b>16</b>	<b>146</b>	<b>9.1</b>	<b>37</b>	<b>1</b>
<b>OPPONENTS</b>	<b>10</b>	<b>203</b>	<b>20.3</b>	<b>98t</b>	<b>1</b>

KO RETURNS	No	Yds	Avg	Lg	TD
N. Lewis	42	904	21.5	52	0
Timpson	18	420	23.3	51	0
T. Carter	3	24	8.0	9	0
Green	3	29	9.7	19	0
Lundy	1	11	11.0	11	0
Primus	2	39	19.5	22	0
Tillman	1	20	20.0	20	0
Graham	1	12	12.0	12	0
<b>BEARS</b>	<b>71</b>	<b>1459</b>	<b>20.5</b>	<b>52</b>	<b>0</b>
<b>OPPONENTS</b>	<b>72</b>	<b>1507</b>	<b>21.8</b>	<b>54</b>	<b>0</b>

PUNT RET.	Ret	FC	Yds	Avg	Lg	TD
Graham	23	14	183	8.0	39	0
Lundy	1	0	-4	-4.0	-4	0
<b>BEARS</b>	<b>24</b>	<b>14</b>	<b>179</b>	<b>7.5</b>	<b>39</b>	<b>0</b>
<b>OPPONENTS</b>	<b>28</b>	<b>13</b>	<b>257</b>	<b>9.2</b>	<b>62</b>	<b>1</b>

FGs	1-19	20-29	30-39	40-49	50+
Butler	0/0	16/19	5/6	2/4	0/2
<b>BEARS</b>	<b>0/0</b>	<b>16/19</b>	<b>5/6</b>	<b>2/4</b>	<b>0/2</b>
<b>OPPONENTS</b>	<b>0/0</b>	<b>7/7</b>	<b>6/6</b>	<b>10/14</b>	<b>1/2</b>
Butler: (21G)(20G)(24G,37G,22G,27G)(0)(23G)					
(25G,21G,20G)(28G,22G,47G,35G)(0)(40G,27G,44N)					
(0)(39G,25G,52N)(27N,34G,37G)(53N)(27G)(26N,23G)					
(40N,27G,28G,37N)					
OPPONENTS: (0)(32G,38G)(43G,40G)(45G,25G)					
(21G,49G)(47N,49G,40G,54N)(46N,39G)(22G,43G)					
(40G,46G,24G)(0)(43B,25G)(22G)(42G,36G)					
(28G,37G,39G,42N)(50G)(0)					

DEFENSE	T	S	A	FF	FR	PD	SA	Int
M. Carter	158	97	61	2	1	10	0	2
Cain	119	73	46	0	0	5	0	0
Smith	111	72	39	1	1	3	4	0
Carrier	103	63	40	0	1	15	0	0
Minter	99	55	44	1	0	4	0	1
Cox	84	46	38	0	0	5	0	1
Zorich	79	38	41	1	1	0	0	1
Flanigan	77	46	31	0	0	1	11	0
Lincoln	73	61	12	0	0	12	1	0
Miniefield	72	49	23	0	0	10	0	0

**SACKS:** Flanigan 11.0, Spellman 8.5, Smith 4.0, Thierry 4.0, A. Fontenot 2.5, Lincoln 1.0, Mangum 1.0, Simpson 1.0, Zorich 1.0  
**TEAM** 35.0, **OPPONENTS** 15.0

USUAL STARTERS											
Offense						Defense					
WR.....Jeff Graham						RE.....John Thierry					
LT.....Andy Heck						RT.....Chris Zorich					
LG.....Todd Perry						LT.....Jim Flanigan					
C.....Jerry Fontenot						LE.....Alonzo Spellman					
RG.....Jay Leeuwenburg						WLB.....Ron Cox					
RT.....James Williams						MLB.....Joe Cain					
TE.....Keith Jennings						SLB.....Vinson Smith					
WR.....Curtis Conway						RCB.....Jeremy Lincoln					
QB.....Erik Kramer						LCB.....Donnell Woolford					
RB.....Rashaan Salaam						SS.....Marty Carter					
FB.....Tony Carter						FS.....Mark Carrier					

## RANKINGS

Team Stats	Bears	Avg	Rank
Total Yards .....	5673	354.6	9
Rushing Yards .....	1930	120.6	9
Passing Yards .....	3743	233.9	12
Points Scored .....	392	24.5	-
Opp			
Avg			
Rank			
Total Yards .....	5442	340.1	19
Rushing Yards .....	1441	90.1	5
Passing Yards .....	4001	250.1	21
Points Scored .....	360	22.5	-



## 1996 CHICAGO BEARS STATISTICS

**Record: 7-9, .438****3rd Place, NFC Central****Head Coach: Dave Wannstedt**

09/02	W	22-6	DALLAS	63,076
09/08	L	3-10	at Washington	52,711
09/15	L	14-20	MINNESOTA	61,301
09/22	L	16-35	at Detroit	70,022
09/29	W	19-17	OAKLAND	57,062
10/06	L	6-37	GREEN BAY	65,480
10/13	L	24-27	at New Orleans	43,512
10/28	W	15-13	at Minnesota	58,143
11/03	W	13-10	TAMPA BAY	58,727
11/10	L	12-17	at Denver	75,555
11/17	L	10-14	at Kansas City	76,762
11/24	W	31-14	DETROIT	55,864
12/01	L	17-28	at Green Bay	59,682
12/08	W	35-9	ST. LOUIS	45,075
12/14	W	27-14	SAN DIEGO	49,763
12/22	L	19-34	at Tampa Bay	51,572

Score by Period	1	2	3	4	OT	Tot
BEARS	70	89	57	67	0	283
OPPONENTS	48	140	62	55	0	305

SCORING	TDs: Ru-Pa-R	K-PAT	FG	S	Pts
Jaeger	0	0	0	23/23 19/23	0
Conway	7	0	7	0	42
Engram	6	0	6	0	36
R. Harris	5	4	1	0	30
Salaam	4	3	1	0	24
Huerta TM	0	0	0	3/3 4/7	15
Cox	1	0	0	1	6
Faulkerson	1	0	1	0	6
Flanigan	1	0	1	0	6
Krieg	1	1	0	0	6
Lowery	1	0	0	1	6
Matthews	1	1	0	0	6
Spears	1	0	1	0	6
Wetnight	1	0	1	0	6
Woodford	1	0	0	1	6

BEARS	31	9	19	3	26/26 23/30	1	283
OPPONENTS	37	13	21	3	35/36 16/23	0	305

2-Pt. Conversions: Bears 0-5, Opponents: 0-1.

RUSHING	No	Yds	Avg	Lg	TD
R. Harris	194	748	3.9	23	4
Salaam	143	496	3.5	32	3
Green	60	249	4.2	19	0
Hicks	27	92	3.4	23	0
Conway	8	50	6.3	19	0
T. Carter	11	43	3.9	23	0
Timpon	3	21	7.0	13	0
Krieg	16	12	0.8	2	1
Kramer	8	4	0.5	3	0
Sauerbrun	1	3	3.0	3	0
Matthews	1	2	2.0	2t	1
BEARS	472	1720	3.6	32	9
OPPONENTS	427	1617	3.8	63	13

RECEIVING	No	Yds	Avg	Lg	TD
Conway	81	1049	13.0	58t	7
Timpon	62	802	12.9	49	0
T. Carter	41	233	5.7	29	0
Engram	33	389	11.8	24	6
R. Harris	32	296	9.3	47	1
Wetnight	21	223	10.6	38	1
Green	13	78	6.0	18	0
Neely	9	92	10.2	21	0
Salaam	7	44	6.3	11t	1
Jennings	6	56	9.3	20	0
Cash	4	42	10.5	14	0
Ja. Jackson	4	39	9.8	14	0
Krieg	1	5	5.0	5	0
Faulkerson	1	1	1.0	1t	1
Flanigan	1	1	1.0	1t	1
Spears	1	1	1.0	1t	1
Hicks	1	-1	-1.0	-1	0
BEARS	318	3350	10.5	58t	19
OPPONENTS	314	3476	11.1	62t	21

OPPONENTS			314	3476	11.1	62t	21
TD%	Int	Int%	Lg	Sack/Lost	Rating		
3.7	12	3.2	53t	14/104	76.3		
2.0	6	4.0	58t	7/53	54.3		
5.9	0	0.0	26	1/3	124.1		
0.0	0	0.0	28	1/5	103.1		
0.0	0	0.0	47	0/0	118.8		
100.0	0	0.0	33t	0/0	158.3		
3.4	18	3.3	58t	23/165	73.4		
4.0	17	3.2	62t	30/209	79.5		

PUNTING	No	Yds	Avg	Net	TB	In	Lg	B
Sauerbrun	78	3491	44.8	34.9	12	15	72	0
BEARS	78	3491	44.8	34.9	12	15	72	0
OPPONENTS	73	3047	40.1	34.0	9	25	60	1

INTS	No	Yds	Avg	Lg	TD
Woodford	6	37	6.2	28t	1
M. Carter	3	34	11.3	29	0
Marshall	2	20	10.0	20	0
Carrier	2	0	0.0	0	0
W. Harris	2	0	0.0	0	0
Burton	1	11	11.0	11	0
Minter	1	5	5.0	5	0
BEARS	17	107	6.3	29	1
OPPONENTS	18	94	5.2	27	0

KO RETURNS	No	Yds	Avg	Lg	TD
Ja. Jackson	27	619	22.9	60	0
Engram	25	580	23.2	45	0
Faulkerson	4	63	15.8	20	0
Marshall	0	75	--	75	0
BEARS	56	1337	23.9	88	0
OPPONENTS	52	1115	21.4	90t	1

PUNT RET.	Ret	FC	Yds	Avg	Lg	TD
Engram	31	19	282	9.1	34	0
BEARS	31	19	282	9.1	34	0
OPPONENTS	42	12	527	12.5	88t	2

FGs	1-19	20-29	30-39	40-49	50+
Jaeger	0/0	4/4	3/4	12/15	0/0
Huerta	0/0	0/0	3/5	1/2	0/0
BEARS	0/0	4/4	6/9	13/17	0/0
OPPONENTS	0/0	6/7	4/4	3/9	3/3
Huerta:	(31G, 35N, 42G, 34G)(37G, 39N)(44N)				
Jaeger:	(0)(0)(46G)(44G, 24G, 40G, 30G)(40G, 41G)				
	(28G, 32N)(44N, 46N, 41G, 44G)(27G, 47N, 23G)				
	(35G, 48G)(49G)(42G)(34G)(0)(45G, 40G)(0)				
OPPONENTS:	(28G, 43N, 28G)(50G, 44N)(33G, 34G)(0)				
	(28G)(32G)(34G, 54G)(41G, 43G, 48B) (45G)(24G)(0)				
	(46N)(45N, 25G)(48N, 26N) (50G, 22G)				

DEFENSE	(Top 10)	T	S	A	FF	FR	PD	Sa	Int
M. Carter	180	102	78	1	0	14	0	0	3
Cain	124	68	56	3	0	1	1	0	0
W. Harris	113	93	20	2	2	18	0	0	2
Minter	106	56	50	1	0	4	1	5	1
Cox	99	56	43	1	3	2	3	0	0
Smith	89	48	41	0	2	1	1	0	0
Woodford	78	63	15	0	0	20	0	0	6
Spellman	78	46	32	3	0	2	8	0	0
Flanigan	78	43	35	0	0	1	5	0	0
Carrier	76	40	36	1	1	7	0	0	2
SACKS:	Spellman 8.0, Flanigan 5.0, A. Fontenot 4.5, Cox 3.0, Thierry 2.0, Miniefield 1.5, Minter 1.5, Simpson 1.5, Cain 1.0, Mangum 1.0, Smith 1.0								
TEAM	30.0, OPPONENTS 23.0								

## USUAL STARTERS

Offense	Defense
WR.....Curtis Conway	RE.....Alonzo Spellman
LT.....Andy Heck	RT.....Carl Simpson
LG.....Todd Perry	LT.....Jim Flanigan
C.....Jerry Fontenot	LE.....Albert Fontenot
RG.....Todd Burger	WLB.....Vinson Smith
RT.....James Williams	MLB.....Bryan Cox
TE.....Keith Jennings	SLB.....Joe Cain
WR.....Michael Timpon	RCB.....Walt Harris
QB.....Dave Krieg	LCB.....Donnell Woodford
RB.....Raymont Harris	SS.....Marty Carter
FB.....Tony Carter	FS.....Mark Carrier

## RANKINGS

Team Stats	Bears	Avg	Rank
Total Yards	4905	306.6	21
Rushing Yards	1720	107.5	16
Passing Yards	3185	199.1	19
Points Scored	283	17.7	-

	Opp	Avg	Rank
Total Yards	4884	305.3	12
Rushing Yards	1617	101.1	11
Passing Yards	3267	204.2	14
Points Scored	305	19.1	-



1997 CHICAGO BEARS STATISTICS

Record: 4-12, .250  
5th Place, NFC Central  
Head Coach: Dave Wannstedt

09/01	L	24-38	at Green Bay	60,766
09/07	L	24-27	MINNESOTA	59,263
09/14	L	7-32	DETROIT	59,147
09/21	L	3-31	at New England	59,873
09/28	L	3-27	at Dallas	64,082
10/05	L	17-20	NEW ORLEANS	58,865
10/12	L	23-24	GREEN BAY	62,212
10/27	W	36-33	ot at Miami	73,156
11/02	L	8-31	WASHINGTON	53,032
11/09	L	22-29	at Minnesota	63,443
11/16	L	15-23	N.Y. JETS	45,642
11/23	W	13-7	TAMPA BAY	43,955
11/27	L	20-55	at Detroit	77,904
12/07	W	20-3	BUFFALO	39,784
12/14	W	13-10	at St. Louis	66,030
12/21	L	15-31	at Tampa Bay	70,930

	Bears	Opp.
<b>TOTAL FIRST DOWNS</b>	<b>305</b>	<b>281</b>
Rushing	94	97
Passing	188	156
Penalty	23	28
3rd Down: Made/Att	91/253	60/189
3rd Down Pct.	36.0	31.7
4th Down: Made/Att	14/27	3/9
4th Down Pct.	51.9	33.3
<b>POSSESSION AVG.</b>	<b>33.08</b>	<b>26.52</b>
<b>TOTAL NET YARDS</b>	<b>4987</b>	<b>4888</b>
Avg. Per Game	311.7	305.5
Total Plays	1128	935
Avg. Per Play	4.4	5.2
<b>NET YARDS RUSHING</b>	<b>1746</b>	<b>1858</b>
Avg. Per Game	109.1	116.1
Total Rushes	490	421
<b>NET YARDS PASSING</b>	<b>3241</b>	<b>3030</b>
Avg. Per Game	202.6	189.4
Sacked/Yards Lost	43/260	38/259
Gross Yards	3501	3289
Att./Comp.	595/336	476/273
Completion Pct.	56.5	57.4
Had Intercepted	22	13
<b>PUNTS/AVERAGE</b>	<b>96/42.5</b>	<b>81/43.5</b>
<b>NET PUNTING AVG.</b>	<b>96/32.6</b>	<b>81/36.6</b>
<b>PENALTIES/YARDS</b>	<b>107/867</b>	<b>93/763</b>
<b>FUMBLES/BALL LOST</b>	<b>33/19</b>	<b>25/17</b>
<b>TOUCHDOWNS</b>	<b>28</b>	<b>50</b>
Rushing	14	18
Passing	14	25
Returns	0	7

PASSING	Att	Cmp	Yds	Cmp%	Yd/Att	TD	TD%	Int	Int%	Lg	Sack/Lost	Rating
Kramer	477	275	3011	57.7	6.31	14	2.9	14	2.9	78t	25/149	74.0
Mirer	103	53	420	51.5	4.08	0	0.0	6	5.8	34	16/92	37.7
Stenstrom	14	8	70	57.1	5.00	0	0.0	2	14.3	18	2/19	31.0
Conway	1	0	0	0.0	0.00	0	0.0	0	0.0	0	0/0	39.6
<b>BEARS</b>	<b>595</b>	<b>336</b>	<b>3501</b>	<b>56.5</b>	<b>5.88</b>	<b>14</b>	<b>2.4</b>	<b>22</b>	<b>3.7</b>	<b>78t</b>	<b>43/260</b>	<b>66.1</b>
<b>OPPONENTS</b>	<b>476</b>	<b>273</b>	<b>3289</b>	<b>57.4</b>	<b>6.91</b>	<b>25</b>	<b>5.3</b>	<b>13</b>	<b>2.7</b>	<b>89t</b>	<b>38/259</b>	<b>84.8</b>

Score by Period	1	2	3	4	OT	Tot
BEARS	61	72	36	91	3	263
OPPONENTS	78	123	107	113	0	421

SCORING	TDs: Ru-Pa-R	K-PAT	FG	S	Pts
Jaeger	0	0	0	0	20/20 21/26 0 83
R. Harris	10	10	0	0	0 60
Proehl	7	0	7	0	0 44
Penn	3	0	3	0	0 18
Engram	2	0	2	0	0 14
Kramer	2	2	0	0	0 12
Autry	1	1	0	0	0 8
Mirer	1	1	0	0	0 8
Conway	1	0	1	0	0 6
Wetnight	1	0	1	0	0 6
Flanigan	0	0	0	0	0 2

**BEARS 28 14 14 0 20/20 21/26 1 263**  
**OPPONENTS 50 18 25 7 45/45 24/32 0 421**  
**2-Pt. Conversions:** Autry, Engram, Flanigan, Mirer, Proehl, Bears 5-8, Opponents: 2-5.

RUSHING	No	Yds	Avg	Lg	TD
R. Harris	275	1033	3.8	68t	10
Autry	112	319	2.8	17	1
Salaam	31	112	3.6	17	0
Kramer	27	83	3.1	31	2
Mirer	20	78	3.9	20	1
T. Carter	9	56	6.2	16	0
Conway	3	17	5.7	10	0
Hicks	4	14	3.5	8	0
Smith	1	12	12.0	12	0
Sauerbrun	2	8	4.0	8	0
Harmon	2	6	3.0	4	0
Hughes	1	3	3.0	3	0
Le Bel	1	0	0.0	0	0
Penn	1	-1	-1.0	-1	0
<b>BEARS</b>	<b>490</b>	<b>1746</b>	<b>3.6</b>	<b>68t</b>	<b>14</b>
<b>OPPONENTS</b>	<b>421</b>	<b>1858</b>	<b>4.4</b>	<b>76</b>	<b>18</b>

RECEIVING	No	Yds	Avg	Lg	TD
Proehl	58	753	13.0	78t	7
Penn	47	576	12.3	33	3
Wetnight	46	464	10.1	34	1
Engram	45	399	8.9	23	2
Conway	30	476	15.9	55t	1
R. Harris	28	115	4.1	16	0
Ton. Carter	24	152	6.3	19	0
Jennings	14	164	11.7	23	0
Bownes	12	146	12.2	21	0
Autry	9	59	6.6	14	0
Allred	8	70	8.8	18	0
Hughes	8	68	8.5	16	0
Smith	2	22	11.0	12	0
Salaam	2	20	10.0	18	0
Harmon	2	8	4.0	6	0
T. Allen	1	9	9.0	9	0
<b>BEARS</b>	<b>336</b>	<b>3501</b>	<b>10.4</b>	<b>78t</b>	<b>14</b>
<b>OPPONENTS</b>	<b>273</b>	<b>3289</b>	<b>12.0</b>	<b>89t</b>	<b>25</b>

PUNTING	No	Yds	Avg	Net	TB	In	Lg	B
Sauerbrun	95	4059	42.7	32.8	11	26	67	0
Jaeger	1	18	18.0	18.0	0	0	18	0
<b>BEARS</b>	<b>96</b>	<b>4077</b>	<b>42.5</b>	<b>32.6</b>	<b>11</b>	<b>26</b>	<b>67</b>	<b>0</b>
<b>OPPONENTS</b>	<b>81</b>	<b>3526</b>	<b>43.5</b>	<b>36.6</b>	<b>12</b>	<b>28</b>	<b>72</b>	<b>0</b>

INTS	No	Yds	Avg	Lg	TD
W. Harris	5	30	6.0	12	0
Tom Carter	3	12	4.0	12	0
Mangum	2	4	2.0	4	0
Marshall	2	0	0	0	0
Marty Carter	1	14	14.0	14	0
<b>BEARS</b>	<b>13</b>	<b>60</b>	<b>4.6</b>	<b>14</b>	<b>0</b>
<b>OPPONENTS</b>	<b>22</b>	<b>328</b>	<b>14.9</b>	<b>38t</b>	<b>1</b>

KO RETURNS	No	Yds	Avg	Lg	TD
Hughes	43	1008	23.4	58	0
Bownes	19	396	20.8	36	0
Smith	10	196	19.6	28	0
Allred	2	21	10.5	11	0
Ton. Carter	2	34	17.0	19	0
Engram	2	27	13.5	20	0
Wetnight	1	9	9.0	9	0
Marshall	0	3	---	3	0
<b>BEARS</b>	<b>79</b>	<b>1694</b>	<b>21.4</b>	<b>58</b>	<b>0</b>
<b>OPPONENTS</b>	<b>52</b>	<b>1237</b>	<b>23.8</b>	<b>69</b>	<b>0</b>

PUNT RET.	Ret	FC	Yds	Avg	Lg	TD
Hughes	36	7	258	7.2	19	0
Proehl	8	1	59	7.4	14	0
Dulaney	1	0	0	0.0	0	0
Engram	1	0	4	4.0	4	0
<b>BEARS</b>	<b>46</b>	<b>8</b>	<b>321</b>	<b>7.0</b>	<b>19</b>	<b>0</b>
<b>OPPONENTS</b>	<b>52</b>	<b>16</b>	<b>727</b>	<b>14.0</b>	<b>83t</b>	<b>2</b>

FGs	1-19	20-29	30-39	40-49	50+
Jaeger	0/0	8/9	8/10	4/6	1/1
<b>BEARS</b>	<b>0/0</b>	<b>8/9</b>	<b>8/10</b>	<b>4/6</b>	<b>1/1</b>
<b>OPPONENTS</b>	<b>0/0</b>	<b>9/9</b>	<b>12/12</b>	<b>3/6</b>	<b>0/2</b>
Jaeger:(42G) (39G) ( ) (38G) (21G) (23G) (41G) (39G, 32G, 47G, 35G) ( ) (29G, 22G, 36G) (34N, 32N) (32G, 25G, 41N) (52G, 32G, 45N) (41G, 38G) (22B, 27G, 20G) ( )					
<b>OPPONENTS:(38G, 36G, 29G) (33G, 40N, 28G, 42N) (23G, 33G, 29G, 32G) (27G) (33G, 23G) (38G, 48G) (37G) ( ) (38G) (53N) (48N, 34G, 36G, 34G) (50N, 40N) (40G, 29G) (41N, 43G) (40N, 28G) (20G)</b>					

DEFENSE	T	S	A	FF	FR	PD	Sa	Int
(Top 10)								
Mangum	149	79	69	0	2	9	1.0	2
M. Carter	142	81	59	1	0	6	1.0	1
Minter	134	69	58	1	3	3	6.0	0
B. Cox	133	77	50	1	1	5	5.0	0
W. Harris	94	75	15	4	1	19	0.0	5
R. Cox	83	44	37	1	0	2	1.0	0
Flanigan	81	45	28	2	3	0	6.0	0
Simpson	61	26	30	0	0	5	4.5	0
T. Carter	56	49	7	0	0	19	0.0	3
Reeves	52	24	27	0	1	0	0.5	0
<b>SACKS:</b> Flanigan 6.0, Minter 6.0, B. Cox 5.0, Simpson 4.5, Thomas 4.5, Marshall 3.0, Thierry 3.0, Spellman 2.0, M. Carter 1.0, R. Cox 1.0, Mangum 1.0, Grasmanis 0.5, Reeves 0.5								
<b>TEAM</b> 38.0, <b>OPPONENTS</b> 43.0								

USUAL STARTERS				RANKINGS				
Offense		Defense		Team Stats		Bears	Avg	Rank
WR.....Bobby Engram	RE.....Carl Reeves			Total Yards.....	4987.....	311.7.....	17	
LT.....Andy Heck	RT.....Carl Simpson			Rushing Yards.....	1746.....	109.1.....	16	
LG.....Todd Perry	LT.....Jim Flanigan			Passing Yards.....	3241.....	202.6.....	16	
C.....Chris Villarrial	LE.....John Thierry			Points Scored.....	263.....	16.4.....	-	
RG.....Todd Burger	VLB.....Barry Minter							
RT.....James Williams	MLB.....Ryan Cox							
TE.....Keith Jennings	SLB.....Ron Cox			Total Yards.....	4888.....	305.5.....	12	
WR.....Ricky Proehl	RCB.....Walt Harris			Rushing Yards.....	1858.....	116.1.....	19	
QB.....Erik Kramer	LCB.....Tom Carter			Passing Yards.....	3030.....	189.4.....	11	
RB.....Raymont Harris	SS.....Marty Carter			Points Scored.....	421.....	26.3.....	-	
FB.....Tony Carter	FS.....John Mangum							

1998 CHICAGO BEARS BEARS STATISTICS

Record: 4-12, .250

5th Place, NFC Central

Head Coach: Dave Wannstedt

09/06 L 23-24	JACKSONVILLE	55,614
09/13 L 12-17	at Pittsburgh	59,084
09/20 L 15-27	at Tampa Bay	64,328
09/27 L 28-31	MINNESOTA	57,783
10/04 W 31-27	DETROIT	55,562
10/11 L 7-20	at Arizona	47,860
10/18 W 13-12	DALLAS	59,201
10/25 W 23-20	at Tennessee	40,089
11/08 L 12-20	ST. LOUIS	50,263
11/15 L 3-26	at Detroit	63,152
11/22 L 13-20	at Atlanta	60,804
11/29 L 17-31	TAMPA BAY	51,938
12/06 L 22-48	at Minnesota	64,247
12/13 L 20-26	at Green Bay	59,813
12/20 W 24-3	BALTIMORE	40,853
12/27 L 13-16	GREEN BAY	58,393

	Bears	Opp.										
TOTAL FIRST DOWNS	264	300										
Rushing	89	121										
Passing	154	155										
Penalty	21	24										
3rd Down: Made/Att	75/215	80/196										
3rd Down Pct.	34.9	40.8										
4th Down: Made/Att	11/25	3/6										
4th Down Pct.	44.0	50.0										
POSSESSION AVG.	29:26	30:34										
TOTAL NET YARDS	4766	5103										
Avg. Per Game	297.9	318.9										
Total Plays	979	963										
Avg. Per Play	4.9	5.3										
NET YARDS RUSHING	1713	1875										
Avg. Per Game	107.1	117.2										
Total Rushes	454	479										
NET YARDS PASSING	3053	3228										
Avg. Per Game	190.8	201.8										
Sacked/Yards Lost	31/224	28/173										
Gross Yards	3277	3401										
Att./Comp.	494/284	456/292										
Completion Pct.	57.5	64.0										
Had Intercepted	13	14										
PUNTS/AVERAGE	80/42.6	72/42.8										
NET PUNTING AVG.	80/36.5	72/35.7										
PENALTIES/YARDS	86/714	102/852										
FUMBLES/BALL LOST	29/21	33/14										
TOUCHDOWNS	30	42										
Rushing	9	12										
Passing	16	27										
Returns	5	3										
PASSING	Att	Cmp	Yds	Cmp%	Yds/Att	TD	TD%	Int	Int%	Lg	Sack/Lost	Rating
Kramer	250	151	1823	60.4	7.29	9	3.6	7	2.8	79t	10/71	83.1
Stenstrom	196	112	1252	57.1	6.39	4	2.0	6	3.1	48	19/137	70.4
Moreno	43	19	166	44.2	3.86	1	2.3	0	0.0	21t	2/16	62.7
Bennett	2	1	18	50.0	9.00	1	50.0	0	0.0	18t	0/0	120.8
Horan	2	1	18	50.0	9.00	1	50.0	0	0.0	18t	0/0	120.8
Conway	1	0	0	0.0	0.00	0	0.0	0	0.0	0	0/0	39.6
BEARS	494	284	3277	57.5	6.63	16	3.2	13	2.6	79t	31/224	77.5
OPPONENTS	456	292	3401	64.0	7.46	27	5.9	14	3.1	98t	28/173	93.5

Score by Period	1	2	3	4	OT	Tot
BEARS	51	95	53	77	0	276
OPPONENTS	61	104	116	87	0	368

SCORING	TDs	Ru-Pa-R	K-PAT	FG	S	Pts		
Jaeger	0	0	0	0	27/28	21/26	0	90
Engram	5	0	5	0	0	0	30	30
Penn	3	0	3	0	0	0	20	20
Conway	3	0	3	0	0	0	20	20
Milburn	3	0	0	3	0	0	18	18
J. Allen	2	1	1	0	0	0	12	12
Bennett	2	2	0	0	0	0	12	12
Chancey	2	2	0	0	0	0	12	12
Stenstrom	2	2	0	0	0	0	12	12
Wetnight	2	0	2	0	0	0	12	12
Bownes	1	0	1	0	0	0	6	6
Hallock	1	1	0	0	0	0	6	6
W. Harris	1	0	0	1	0	0	6	6
Kramer	1	1	0	0	0	0	6	6
Lee	1	0	0	1	0	0	6	6
M. Robinson	1	0	1	0	0	0	6	6
Thierry	0	0	0	0	0	1	2	2
BEARS	30	9	16	5	27/28	21/26	2	276
OPPONENTS	42	12	27	3	36/38	26/31	0	368

2-Pt. Conversions: Penn

Bears: 1-2, Opponents: 1-4.

RUSHING	No	Yds	Avg	Lg	TD
Bennett	173	611	3.5	43	2
Enis133	497	3.7	29	0	0
J. Allen	58	270	4.7	57	1
Chancey	29	122	4.2	14	2
Stenstrom	18	79	4.4	14	2
Conway	5	48	9.6	29	0
Hallock	13	41	3.2	14	1
Kramer	13	17	1.3	8	1
Moreno	4	9	2.3	9	0
Milburn	4	8	2.0	3	0
Morris	3	8	2.7	6	0
Engram	1	3	3.0	3	0
<b>BEARS</b>	<b>454</b>	<b>1713</b>	<b>3.8</b>	<b>57</b>	<b>9</b>
<b>OPPONENTS</b>	<b>479</b>	<b>1875</b>	<b>3.9</b>	<b>50</b>	<b>12</b>

RECEIVING	No	Yds	Avg	Lg	TD
Engram	64	987	15.4	79t	5
Conway	54	733	13.6	47	3
Penn	31	448	14.5	37	3
Bennett	28	209	7.5	31	0
Hallock	25	166	6.6	16	0
Wetnight	23	168	7.3	30	2
Mayes	21	217	10.3	22	0
Chancey	11	102	9.3	15	0
J. Allen	8	77	9.6	33	1
Enis6	20	3.3	7	0	0
Bownes	5	69	13.8	44	1
M. Robinson	4	44	11.0	20t	1
Milburn	4	37	9.3	13	0
<b>BEARS</b>	<b>284</b>	<b>3277</b>	<b>11.5</b>	<b>79t</b>	<b>16</b>
<b>OPPONENTS</b>	<b>292</b>	<b>3401</b>	<b>11.6</b>	<b>98t</b>	<b>27</b>

PUNTING	No	Yds	Avg	Net	TB	In	Lg	B
Horan	64	2643	41.3	35.4	4	12	57	0
Sauerbrun	15	741	49.4	42.1	3	6	71	0
Jaeger	1	27	27.0	27.0	0	0	27	0
<b>BEARS</b>	<b>80</b>	<b>3411</b>	<b>42.6</b>	<b>36.5</b>	<b>7</b>	<b>18</b>	<b>71</b>	<b>0</b>
<b>OPPONENTS</b>	<b>72</b>	<b>3084</b>	<b>42.8</b>	<b>35.7</b>	<b>11</b>	<b>20</b>	<b>68</b>	<b>1</b>

INTS	No	Yds	Avg	Lg	TD
W. Harris	4	41	10.3	26	1
Collins	3	29	9.7	28	0
T. Carter	2	20	10.0	19	0
Minter	1	17	17.0	17	0
Thierry	1	14	14.0	14	0
Parrish	1	8	8.0	8	0
Cousin	1	0	0.0	0	0
S. Harris	1	0	0.0	0	0
<b>BEARS</b>	<b>14</b>	<b>129</b>	<b>9.2</b>	<b>28</b>	<b>1</b>
<b>OPPONENTS</b>	<b>13</b>	<b>146</b>	<b>11.2</b>	<b>33t</b>	<b>1</b>

KO RETURNS	No	Yds	Avg	Lg	TD
Milburn	62	1550	25.0	94t	2
Chancey	2	18	9.0	18	0
Bownes	1	19	19.0	19	0
Wiegmann	1	8	8.0	8	0
<b>BEARS</b>	<b>66</b>	<b>1595</b>	<b>24.2</b>	<b>94t</b>	<b>2</b>
<b>OPPONENTS</b>	<b>55</b>	<b>1097</b>	<b>19.9</b>	<b>40</b>	<b>0</b>

PUNT RET.	Ret	FC	Yds	Avg	Lg	TD
Milburn	25	15	291	11.6	93t	1
<b>BEARS</b>	<b>25</b>	<b>15</b>	<b>291</b>	<b>11.6</b>	<b>93t</b>	<b>1</b>
<b>OPPONENTS</b>	<b>38</b>	<b>19</b>	<b>349</b>	<b>9.2</b>	<b>53</b>	<b>1</b>

FGs	1-19	20-29	30-39	40-49	50+
Jaeger	2/2	8/9	9/10	1/4	1/1
<b>BEARS</b>	<b>2/2</b>	<b>8/9</b>	<b>9/10</b>	<b>1/4</b>	<b>1/1</b>
<b>OPPONENTS</b>	<b>2/2</b>	<b>12/12</b>	<b>3/4</b>	<b>7/10</b>	<b>2/3</b>
Jaeger:(45G,35G,42N,19G)(19G,36G)(26G,29G, 52G)(0					
(23G)(0(22G,29G)(39G,26G,34N,33G)(31G,43N)					
(35G,32G)(33G)(0(0(20G)(29G, 48N,21G)					
<b>OPPONENTS:</b> (23G)(49G)(0(50G)(28G,53N,43G)					
(49G,46N,40G)(23G,23G)(29G,19G,49B)					
(24G,33G)(24G,25G)(50G,44G)(28G)(30G,20G)					
(35G,43G,40G,24G)(45B,27G)(39N,18G)					

DEFENSE	(Top 10)	T	S	A	FF	FR	PD	Sa	Int
M. Carter	159	101	58	0	2	5	0.0	0	0
Minter	140	93	44	2	1	2	0.0	1	0
Parrish	111	70	35	5	2	7	1.0	1	0
S. Harris	107	70	35	1	0	2	1.0	1	0
Wells	98	51	44	0	0	3	3.0	0	0
Flanigan	86	34	42	1	1	0	8.5	0	0
W. Harris	85	65	19	1	1	21	0.0	4	0
Cousin	73	55	17	1	2	18	0.0	1	0
McDonald	57	36	18	2	0	4	1.0	0	0
Lee	57	30	24	1	1	0	2.0	0	0
<b>SACKS:</b> Flanigan 8.5, Thomas TM 4.5,									
Thierry 3.5, Wells 3.0, S. Lee 2.0, Grasmanis									
1.0, S. Harris 1.0, McDonald 1.0, Minter 1.0,									
Parrish 1.0, Reeves 1.0, B. Robinson 0.5									
<b>TEAM 28.0, OPPONENTS 31.0</b>									

USUAL STARTERS											
Offense						Defense					
WR.....Bobby Engram						RE.....Shawn Lee					
LT.....Andy Heck						RT.....Mike Wells					
LG.....Todd Perry						LE.....Jim Flanigan					
C.....Casey Wiegmann						LT.....John Thierry					
CR.....Chris Villarrial						WLB.....Sean Harris					
RT.....James Williams						MLB.....Barry Minter					
TE.....Alonzo Mayes						SLB.....Rico McDonald					
WR.....Curtis Conway						RCB.....Walt Harris					
QB.....Erik Kramer						LCB.....Terry Cousin					
RB.....Edgar Bennett						SS.....Marty Carter					
FB.....Ty Hallock						FS.....Tony Parrish					

RANKINGS			
Team Stats	Bears	Avg	Rank
Total Yards.....	4766.....	297.9.....	21
Rushing Yards.....	1713.....	107.1.....	17
Passing Yards.....	3053.....	190.8.....	23
Points Scored.....	276.....	17.3.....	25
Opp			
Total Yards.....	Opp	Avg	Rank
.....	5103.....	318.9.....	14
Rushing Yards.....	1875.....	117.2.....	19
Passing Yards.....	3228.....	201.8.....	15
Points Scored.....	368.....	23.....	23

## 1999 CHICAGO BEARS STATISTICS

Record: 6-10, .375

## 5th Place, NFC Central

**Head Coach: Dick Jauron**

09/12	W	20-17	KANSAS CITY	66,944
09/19	L	13-14	SEATTLE	66,944
09/26	L	17-24	at Oakland	50,458
10/03	W	14-10	NEW ORLEANS	66,944
10/10	W	24-22	at Minnesota	64,107
10/17	L	16-20	PHILADELPHIA	66,944
10/24	L	3-6	at Tampa Bay	65,283
10/31	L	22-48	at Washington	77,621
11/07	W	14-13	at Green Bay	59,867
11/14	L	24-27	at MINNESOTA	66,944
11/21	W	23-20	at San Diego	56,055
11/25	L	17-21	at Detroit	77,905
12/05	L	19-35	GREEN BAY	66,944
12/19	W	28-10	DETROIT	66,944
12/26	L	12-34	at St. Louis	65,341
01/02	L	6-20	TAMPA BAY	66,944

	<b>Bears</b>	<b>Opp.</b>
<b>TOTAL FIRST DOWNS</b>	<b>302</b>	<b>310</b>
Rushing	82	89
Passing	203	196
Penalty	17	25
3rd Down: Made/Att	91/247	93/229
3rd Down Pct.	36.8	40.6
4th Down: Made/Att	11/27	2/11
4th Down Pct.	40.7	18.2
<b>POSSESSION AVG.</b>	<b>29:24</b>	<b>30:36</b>
<b>TOTAL NET YARDS</b>	<b>5523</b>	<b>5704</b>
Avg. Per Game	345.2	356.5
Total Plays	1118	1058
Avg. Per Play	4.9	5.4
<b>NET YARDS RUSHING</b>	<b>1387</b>	<b>1882</b>
Avg. Per Game	86.7	117.6
Total Rushes	396	438
<b>NET YARDS PASSING</b>	<b>4136</b>	<b>3822</b>
Avg. Per Game	258.5	238.9
Sacked/Yards Lost	38/216	37/257
Gross Yards	4352	4079
Att./Comp.	684/404	583/354
Completion Pct.	59.1	60.7
Had Intercepted	22	14
<b>PUNTS/AVERAGE</b>	<b>85/40.9</b>	<b>80/38.9</b>
<b>NET PUNTING AVG.</b>	<b>85/35.4</b>	<b>80/32.1</b>
<b>PENALTIES/YARDS</b>	<b>117/915</b>	<b>89/720</b>
<b>FUMBLES/BALL LOSS</b>	<b>32/15</b>	<b>29/19</b>
<b>TOUCHDOWNS</b>	<b>31</b>	<b>38</b>
Rushing	4	11
Passing	25	23
Returns	2	

PASSING	Att	Cmp	Yds	Cmp%	Yd/Att	TD	TD%	Int	Int%	Lg	Sack/Lost	Rating
Matthews	275	167	1645	60.7	5.98	10	3.6	6	2.2	56	13/79	80.6
McNown	235	127	1465	54.0	6.23	8	3.4	10	4.3	80t	18/94	66.7
Miller	174	110	1242	63.2	7.14	7	4.0	6	3.4	77t	7/43	83.5
BEARS	684	404	4352	59.1	6.36	25	3.7	22	3.2	80t	38/216	76.6
OPPONENTS	583	354	4079	60.7	7.00	23	3.9	14	2.4	86t	37/257	85.0

Score by Period	1	2	3	4	OT	Total
BEARS	52	69	84	64	3	272
OPPONENTS	64	135	47	92	3	341

SCORING	TDs: Ru-Pa	R-K	PAT	FG	5	Pts
M. Robinson	9	0	9	0		54
Bonioli	0	0	0	0		0
Enis	5	3	2	0	17/18	30
Conway	4	0	4	0		24
Engram	4	0	4	0		24
Booker	3	0	3	0		18
Gowins	0	0	0	0	3/3	0
Jaeger	0	0	0	0	4/6	0
Allred	1	0	1	0	7/7	6
S. Harris	1	0	1	0	2/8	6
Holmes	0	0	0	0		0
Mayes	1	0	1	0	0/0	6
Milburn	1	1	0	0	2/2	6
Minter	1	0	1	0		6
Wetnight	1	0	1	0		6
McNown	0	0	0	0		0

MENOWH	0	0	0	0		0	2
BEARS	31	4	25	2	27/28	19/34	0 272

**OPPONENTS** 38 11 23 4 38/38 25/36 0 341

**2-Pt. Conversions:** McNown,

Bears: 1-3, Opponents: 0-0.

<b>RUSHING</b>	<b>No</b>	<b>Yds</b>	<b>Avg</b>	<b>Lg</b>	<b>TD</b>
Enis	287	916	3.2	19	3
McNown	32	160	5.0	18	0
Allen	32	119	3.7	13	0
Milburn	16	102	6.4	49†	1
Matthews	14	31	2.2	14	0
Bennett	6	28	4.7	15	0
Engram	2	11	5.5	9	0
Miller	3	9	3.0	9	0
Booker	1	8	8.0	8	0
Brooks	1	7	7.0	7	0
Conway	1	-2	-2.0	-2	0
Sauerbrun	1	-2	-2.0	-2	0
<b>BEARS</b>	<b>396</b>	<b>1387</b>	<b>3.5</b>	<b>49†</b>	<b>4</b>
<b>OPPONENTS</b>	<b>438</b>	<b>1882</b>	<b>4.3</b>	<b>76†</b>	<b>11</b>

RECEIVING	No	Yds	Avg	Lg	TD
Engram	88	947	10.8	56	4
M. Robinson	84	1400	16.7	80t	9
Enis	45	340	7.6	28	2
Conway	44	426	9.7	30t	4
Wetnight	38	277	7.3	22	1
Milburn	20	151	7.6	22	0
Booker	19	219	11.5	57t	3
Brooks	14	160	11.4	30	0
Bennett	14	116	8.3	34	0
Allred	13	102	7.8	26	1
Allen	9	91	10.1	17	0
Mayes	8	82	10.3	24	1
Hallock	6	22	3.7	7	0
Bates	2	19	9.5	11	0
<b>BEARS</b>	<b>404</b>	<b>4352</b>	<b>10.8</b>	<b>80t</b>	<b>25</b>
<b>OPPONENTS</b>	<b>354</b>	<b>4079</b>	<b>11.5</b>	<b>86t</b>	<b>23</b>

PUNTING	No	Yds	Avg	Net	TB	In	Lg	B
Sauerbrun	85	3478	40.9	35.4	10	20	65	0
BEARS	85	3478	40.9	35.4	10	20	65	0
OPPONENTS	80	3115	38.9	32.1	10	20	66	0

INTS	No	Yds	Avg	Lg	TD
Hudson	3	28	9.3	28	0
Minter	2	66	33.0	34t	1
Cousin	2	1	0.5	1	0
Parrish	1	41	41.0	41	0
Burton	1	37	37.0	37	0
Carter	1	36	36.0	36	0
Burns	1	15	15.0	15	0
Flanigan	1	6	6.0	6	0
S. Harris	1	0	0.0	0	0
W. Harris	1	-1	-1.0	-1	0
<b>BEARS</b>	<b>14</b>	<b>229</b>	<b>16.4</b>	<b>41</b>	<b>1</b>
<b>OPPONENTS</b>	<b>23</b>	<b>359</b>	<b>15.6</b>	<b>39t</b>	<b>2</b>

KO RETURNS	No	Yds	Avg	Lg	TD
Milburn	61	1426	23.4	93	0
Bennett	3	53	17.7	20	0
Hallock	2	10	5.0	7	0
Tuinei	1	0	0.0	0	0
Wiegmann	1	2	2.0	2	0
<b>BEARS</b>	<b>68</b>	<b>1491</b>	<b>21.9</b>	<b>93</b>	<b>0</b>
<b>OPPONENTS</b>	<b>57</b>	<b>948</b>	<b>16.6</b>	<b>56</b>	<b>0</b>

PUNT RET.	Ret	FC	Yds	Avg	Lg	TD
Milburn	30	19	346	11.5	54	0
BEARS	30	19	346	11.5	54	0
OPPONENTS	36	15	266	7.4	35	0

[illegible]

DEFENSE								
(Top 10)	T	S	A	FF	FR	PD	SA	Int
Minter	149	93	51	2	0	3	2.0	2
Parrish	124	75	49	0	0	3	0.0	1
S. Harris	90	60	30	0	2	2	0.0	1
Wells	84	41	39	3	1	0	1.0	0
Holdman	75	49	22	2	1	0	2.0	0
McDonald	74	40	31	2	0	1	0.5	0
W. Harris	71	48	22	0	1	1	1.0	1
Hudson	65	39	24	1	0	4	1.0	3
Flanigan	63	34	20	3	1	1	6.0	1
B. Robinson	59	36	17	1	0	0	5.0	0

**SACKS:** Simmons 7.0, Flanigan 6.0, B. Robinson 5.0, Minter 3.0, Burton 3.0, Tuiinei 2.5, Holdman 2.0, Davis 2.0, Colvin 2.0, Wells 1.0, W. Harris 1.0, Hudson 1.0, Smith 1.0, McDonald 0.5

**TEAM 37.0 OPPONENTS 38.0**

USUAL STARTERS			RANKINGS			
Offense		Defense	Team Stats	Bears	Avg	Rank
WR	Bobby Engram	RE.....Van Tuinei	Total Yards	5523	345.2	8
LT	Blake Brockmeyer	RT.....Mike Wells	Rushing Yards	1387	86.7	26
LG	Todd Perry	LT.....Jim Flanigan	Passing Yards	4136	258.5	3
C	Olin Kreutz	LE.....Bryan Robinson	Points Scored	272	17.0	25
RG	Chris Villarrial	WLB.....Barry Minter				
TE	James Williams	MLB.....Sean Harris				
RT	Alonzo Mayes	SLB.....Rico McDonald	Total Yards	5704	356.5	29
WR	Marcus Robinson	RCB.....Terry Cousin	Rushing Yards	1882	117.6	23
QB	Shane Matthews	LCB.....Walt Harris	Passing Yards	3822	238.9	29
RB	Curtis Enis	SS.....Tony Parrish	Points Scored	341	21.3	20
FB	Ty Hallock	FS.....Chris Hudson				

### 2000 CHICAGO BEARS STATISTICS

**Record: 5-11, .313**

**5th Place, NFC Central**

**Head Coach: Dick Jauron**

09/03 L 27-30	at Minnesota	64,104
09/10 L 0-41	at Tampa Bay	65,569
09/17 L 7-14	N.Y. GIANTS	66,944
09/24 L 14-21	DETROIT	66,944
10/01 W 27-24	at Green Bay	59,869
10/08 L 10-31	NEW ORLEANS	66,944
10/15 L 16-28	MINNESOTA	66,944
10/22 L 9-13	at Philadelphia	65,553
11/05 W 27-24	INDIANAPOLIS	66,944
11/12 L 3-20	at Buffalo	72,420
11/19 W 13-10	TAMPA BAY	66,944
11/26 L 10-17	at N.Y. Jets	77,354
12/03 L 6-28	GREEN BAY	66,944
12/10 W 24-17	NEW ENGLAND	66,944
12/17 L 0-17	at San Francisco	68,306
12/24 W 23-20	at Detroit	71,957

	Bears	Opp
<b>TOTAL FIRST DOWNS</b>	<b>239</b>	<b>297</b>
Rushing	89	106
Passing	143	172
Penalty	7	19
3rd Down: Made/Att	67/222	82/223
3rd Down Pct.	30.2	36.8
4th Down: Made/Att	11/25	12/17
4th Down Pct.	44.0	70.6
<b>POSSESSION AVG.</b>	<b>28.30</b>	<b>31.30</b>
<b>TOTAL NET YARDS</b>	<b>4541</b>	<b>5234</b>
Avg. Per Game	283.8	327.1
Total Plays	993	1035
Avg. Per Play	4.6	5.1
<b>NET YARDS RUSHING</b>	<b>1736</b>	<b>1827</b>
Avg. Per Game	108.5	114.2
Total Rushes	417	469
<b>NET YARDS PASSING</b>	<b>2805</b>	<b>3407</b>
Avg. Per Game	175.3	212.9
Sacked/Yards Lost	34/200	36/230
Gross Yards	3005	3637
Att./Comp.	542/304	530/332
Completion Pct.	56.1	62.6
Had Intercepted	16	11
<b>PUNTS/AVERAGE</b>	<b>96/37.8</b>	<b>91/39.9</b>
<b>NET PUNTING AVG.</b>	<b>96/33.7</b>	<b>91/34.7</b>
<b>PENALTIES/YARDS</b>	<b>90/696</b>	<b>78/727</b>
<b>FUMBLES/BALL LOST</b>	<b>27/13</b>	<b>20/9</b>
<b>TOUCHDOWNS</b>	<b>22</b>	<b>43</b>
Rushing	6	15
Passing	12	25
Returns	4	3

PASSING	Att	Cmp	Yds	Cmp%	Yd/Att	TD	TD%	Int%	Lg	Sack/Lost	Rating
McNown	280	154	1646	55.0	5.88	8	2.9	9	3.2	68T	27/169
Matthews	178	102	964	57.3	5.42	3	1.7	6	3.4	41	5/24
Miller	82	47	382	57.3	4.66	1	1.2	1	1.2	34T	2/7
Aguiar	1	1	13	100.0	13.00	0	0.0	0	0.0	13	0/0
Hartsell	1	0	0	0.0	0.00	0	0.0	0	0.0	0	0/0
<b>BEARS</b>	<b>542</b>	<b>304</b>	<b>3005</b>	<b>56.1</b>	<b>5.54</b>	<b>12</b>	<b>2.2</b>	<b>16</b>	<b>3.0</b>	<b>68T</b>	<b>34/200</b>
<b>OPPONENTS</b>	<b>530</b>	<b>332</b>	<b>3637</b>	<b>62.6</b>	<b>6.86</b>	<b>25</b>	<b>4.7</b>	<b>11</b>	<b>2.1</b>	<b>66</b>	<b>36/230</b>

Score by Period	1	2	3	4	OT	Tot
BEARS	46	59	52	59	0	216
OPPONENTS	47	117	88	103	0	355

SCORING	TDs: Ru-Pa-R	K-PAT	FG	S	Pts
---------	--------------	-------	----	---	-----

Edinger	0	0	0	0	21/21	21/27	0	84
M. Robinson	5	0	5	0	0	0	0	30
Allen	3	2	1	0	0	0	0	18
McNown	3	3	0	0	0	0	0	18
Booker	2	0	2	0	0	0	0	12
Kennison	2	0	2	0	0	0	0	12
Allred	1	0	1	0	0	0	0	6
Brown	1	0	0	1	0	0	0	6
Enis	1	1	0	0	0	0	0	6
W. Harris	1	0	0	1	0	0	0	6
McQuarters	1	0	0	1	0	0	0	6
Parrish	1	0	0	1	0	0	0	6
White	1	0	1	0	0	0	0	6

**BEARS 22 6 12 4 21/21 21/27 0 216**

**OPPONENTS 43 15 25 3 41/41 18/26 0 355**

**2-Pt. Conversions:** Bears: 0-1, Opponents: 1-2.

RUSHING	No	Yds	Avg	Lg	TD
---------	----	-----	-----	----	----

Allen	290	1120	3.9	29	2
McNown	50	326	6.5	30	3
Enis	36	84	2.3	11t	1
Barnes	15	81	5.4	20	0
Kennison	3	72	24.0	52	0
Matthews	10	35	3.5	14	0
M. Robinson	1	9	9.0	9	0
Milburn	1	6	6.0	6	0
Miller	7	5	0.7	3	0
Engram	1	1	1.0	1	0
Booker	2	-1	-0.5	5	0
Bates	1	-2	-2.0	-2	0
<b>BEARS</b>	<b>417</b>	<b>1736</b>	<b>4.2</b>	<b>52</b>	<b>6</b>
<b>OPPONENTS</b>	<b>469</b>	<b>1827</b>	<b>3.9</b>	<b>72t</b>	<b>15</b>

RECEIVING	No	Yds	Avg	Lg	TD
-----------	----	-----	-----	----	----

M. Robinson	55	738	13.4	68T	5
Kennison	55	549	10.0	26	2
Booker	47	490	10.4	41	2
Allen	39	291	7.5	26	1
Brooks	26	216	8.3	27	0
Sinceno	23	206	9.0	28	0
Engram	16	109	6.8	25	0
White	10	87	8.7	25t	1
Allred	9	109	12.1	25	1
Enis	8	68	8.5	18	0
Bates	4	42	10.5	18	0
Mayes	4	40	10.0	19	0
Dragos	4	28	7.0	10	0
Wells	1	13	13.0	13	0
Milburn	1	8	8.0	8	0
Barnes	1	7	7.0	7	0
Lyman	1	4	4.0	4	0
<b>BEARS</b>	<b>304</b>	<b>3005</b>	<b>9.9</b>	<b>68T</b>	<b>12</b>
<b>OPPONENTS</b>	<b>332</b>	<b>3637</b>	<b>11.0</b>	<b>66T</b>	<b>25</b>

PUNTING	No	Yds	Avg	Net	TB	In	Lg	B
Aguiar	52	2017	38.8	34.9	4	8	56	0
Bartholomew	44	1607	36.5	32.2	3	12	52	0
<b>BEARS</b>	<b>96</b>	<b>3624</b>	<b>37.8</b>	<b>33.7</b>	<b>7</b>	<b>20</b>	<b>56</b>	<b>0</b>
<b>OPPONENTS</b>	<b>91</b>	<b>3629</b>	<b>39.9</b>	<b>34.7</b>	<b>8</b>	<b>29</b>	<b>59</b>	<b>0</b>

INTS	No	Yds	Avg	Lg	TD
------	----	-----	-----	----	----

Parrish	3	81	27.0	38T	1
W. Harris	2	35	17.5	35t	1
Urlacher	2	19	9.5	19	0
McQuarters	1	61	61.0	61t	1
Brown	1	35	35.0	35t	1
Wells	1	21	21.0	21	0
Azumah	1	2	2.0	2	0
<b>BEARS</b>	<b>11</b>	<b>254</b>	<b>23.1</b>	<b>61t</b>	<b>4</b>
<b>OPPONENTS</b>	<b>16</b>	<b>150</b>	<b>9.4</b>	<b>38t</b>	<b>1</b>

KO RETURNS	No	Yds	Avg	Lg	TD
------------	----	-----	-----	----	----

Milburn	63	1468	23.3	38	0
Enis	2	30	15.0	19	0
Sinceno	1	12	12.0	12	0
Tucker	1	0	0.0	0	0
Tuinei	1	2	2.0	2	0
<b>BEARS</b>	<b>68</b>	<b>1512</b>	<b>22.2</b>	<b>38</b>	<b>0</b>
<b>OPPONENTS</b>	<b>51</b>	<b>1105</b>	<b>21.7</b>	<b>48</b>	<b>0</b>

PUNT RET.	Ret	FC	Yds	Avg	Lg	TD
-----------	-----	----	-----	-----	----	----

Milburn	35	26	300	8.6	25	0
W. Harris	1	1	14	14.0	14	0
<b>BEARS</b>	<b>36</b>	<b>27</b>	<b>314</b>	<b>8.7</b>	<b>25</b>	<b>0</b>
<b>OPPONENTS</b>	<b>36</b>	<b>33</b>	<b>251</b>	<b>7.0</b>	<b>25</b>	<b>0</b>

FGs	1-19	20-29	30-39	40-49	50+
-----	------	-------	-------	-------	-----

Edinger	1/1	5/5	7/9	6/10	2/2
<b>BEARS</b>	<b>1/1</b>	<b>5/5</b>	<b>7/9</b>	<b>6/10</b>	<b>2/2</b>
<b>OPPONENTS</b>	<b>1/1</b>	<b>6/6</b>	<b>3/8</b>	<b>7/9</b>	<b>1/2</b>
Edinger:(29G, 49G) (42N) (49N) ( ) (19G, 42N, 47G) (30N, 38G) (22G) (25G, 33G, 40G) (41G, 37G) (24G) (34G, 38N, 48G) (39G) (32G, 46G) (24G, 47N) ( ) (37G, 50G, 54G)					
<b>OPPONENTS:(35G, 38G, 45G) (50N, 23G, 47G) (34N, 41B, 31B) (32B) (42G) (44G) ( ) (51G, 29G) (19G) (27G, 42G, 39N) (33G) (20G, 46N) ( ) (40G) (33N, 28G) (41G, 26G)</b>					

DEFENSE	T	S	A	FF	FR	PD	Sa	Int
---------	---	---	---	----	----	----	----	-----

Urlacher	165	103	54	0	1	3	8.0	2
Brown	118	77	41	0	1	6	6.0	1
S. Harris	102	71	29	1	0	0	1.0	0
Parrish	101	64	33	2	0	8	2.0	3
Holdman	87	63	23	1	0	0	0.0	0
T. Smith	82	56	25	1	1	8	0.0	0
B. Robinson	77	52	20	0	0	9	4.5	0
Flanigan	64	30	30	0	1	0	4.0	0
Wells	64	29	34	0	0	1	1.0	1
Daniels	55	29	20	0	1	3	6.0	0
<b>SACKS:</b> Urlacher 8.0, Daniels 6.0, B. Robinson 4.5, Flanigan 4.0, Colvin 3.0, Parrish 2.0, F. Smith 2.0, S. Harris 1.0, Wells 1.0, McQuarters 1.0, Tuinei 1.0, Culpepper 1.0, Wilson 1.0, Simmons 0.5								
<b>TEAM 36.0, OPPONENTS 34.0</b>								

#### USUAL STARTERS

Offense	Defense
WR.....Eddie Kennison	RE.....Phillip Daniels
LT.....Blake Brockmeyer	RT.....Mike Wells
LG.....Todd Perry	LE.....Jim Flanigan
C.....Olin Kreutz	LT.....Bryan Robinson
RG.....Chris Villarrial	WLB.....Warrick Holdman
RT.....James Williams	MLB.....Brian Urlacher
TE.....Kaseem Sinceno	SLB.....R. Colvin/S. Harris
WR.....Marcus Robinson	RCB.....Thomas Smith
QB.....Cade McNown	LCB.....Walt Harris
RB.....James Allen	SS.....Tony Parrish
FB.....Curtis Enis	FS.....Mike Brown

#### RANKINGS

Team Stats	Bears	Avg	Rank
Total Yards.....	4541	283.8	23
Rushing Yards.....	1736	108.5	21
Passing Yards.....	2805	175.3	23
Points Scored.....	216	13.5	28
	Opp	Avg	Rank
Total Yards.....	5234	327.1	16
Rushing Yards.....	1827	114.2	19
Passing Yards.....	3407	212.9	17
Points Scored.....	355	22.2	20

## 2001 CHICAGO BEARS STATISTICS

**Record: 13-3, .813****1st Place, NFC Central****Head Coach: Dick Jauron**

09/09	L	6-17	at Baltimore	66,945
09/23	W	17-10	MINNESOTA	66,944
10/07	W	31-3	at Atlanta	47,640
10/14	W	20-13	ARIZONA	66,944
10/21	W	24-0	at Cincinnati	63,408
10/28	W	37-31	ot SAN FRANCISCO	66,944
11/04	W	27-21	ot CLEVELAND	66,944
11/11	L	12-20	GREEN BAY	66,944
11/18	W	27-24	at Tampa Bay	65,612
11/25	W	13-6	at Minnesota	64,214
12/02	W	13-10	DETROIT	66,944
12/09	L	7-17	at Green Bay	59,869
12/16	W	27-3	TAMPA BAY	66,944
12/23	W	20-15	at Washington	78,884
12/30	W	24-0	at Detroit	76,062
01/06	W	33-13	JACKSONVILLE	66,944
<b>PLAYOFFS</b>				
01/19	L	19-33	PHILADELPHIA	66,944

	<b>Bears</b>	<b>Opp</b>
<b>TOTAL FIRST DOWNS</b>	<b>277</b>	<b>277</b>
Rushing	100	71
Passing	153	191
Penalty	24	15
3rd Down: Made/Att	74/225	80/223
3rd Down Pct.	32.9	35.9
4th Down: Made/Att	10/21	4/17
4th Down Pct.	47.6	23.5
<b>POSSESSION AVG.</b>	<b>30:35</b>	<b>29:25</b>
<b>TOTAL NET YARDS</b>	<b>4694</b>	<b>4978</b>
Avg. Per Game	293.4	311.1
Total Plays	1020	1023
Avg. Per Play	4.6	4.9
<b>NET YARDS RUSHING</b>	<b>1742</b>	<b>1313</b>
Avg. Per Game	108.9	82.1
Total Rushes	475	373
<b>NET YARDS PASSING</b>	<b>2952</b>	<b>3665</b>
Avg. Per Game	184.5	229.1
Sacked/Yards Lost	17/120	48/294
Gross Yards	3072	3959
Att./Comp.	528/315	602/355
Completion Pct.	59.7	59.0
Had Intercepted	16	20
<b>PUNTS/AVERAGE</b>	<b>88/42.5</b>	<b>90/40.7</b>
<b>NET PUNTING AVG.</b>	<b>88/37.0</b>	<b>90/32.2</b>
<b>PENALTIES/YARDS</b>	<b>63/622</b>	<b>97/808</b>
<b>FUMBLES/BALL LOST</b>	<b>21/8</b>	<b>34/17</b>
<b>TOUCHDOWNS</b>	<b>37</b>	<b>21</b>
Rushing	12	6
Passing	20	12
Returns	5	3

<b>PASSING</b>	<b>Att</b>	<b>Cmp</b>	<b>Yds</b>	<b>Cmp%</b>	<b>Yd/Att</b>	<b>TD</b>	<b>TD%</b>	<b>Int</b>	<b>Int%</b>	<b>Lg</b>	<b>Sack/Lost</b>	<b>Rating</b>
Miller	395	228	2299	57.7	5.82	13	3.3	10	2.5	66t	11/72	74.9
Matthews	129	84	694	65.1	5.38	5	3.9	6	4.7	34t	6/48	72.3
Booker	2	1	34	50.0	17.00	1	50.0	0	0.0	34t	0/0	135.4
Johnson	1	1	18	100.0	18.00	0	0.0	0	0.0	18	0/0	118.8
Maynard	1	1	27	100.0	27.00	1	100.0	0	0.0	27t	0/0	158.3
<b>BEARS</b>	<b>528</b>	<b>315</b>	<b>3072</b>	<b>59.7</b>	<b>5.82</b>	<b>20</b>	<b>3.8</b>	<b>16</b>	<b>3.0</b>	<b>66t</b>	<b>17/120</b>	<b>76.0</b>
<b>OPPONENTS</b>	<b>602</b>	<b>355</b>	<b>3959</b>	<b>59.0</b>	<b>6.58</b>	<b>12</b>	<b>2.0</b>	<b>20</b>	<b>3.3</b>	<b>60t</b>	<b>48/294</b>	<b>71.4</b>

<b>Score by Period</b>	<b>1</b>	<b>2</b>	<b>3</b>	<b>4</b>	<b>OT</b>	<b>Tot</b>
BEARS	38	96	71	121	12	338
OPPONENTS	48	31	71	53	0	203

SCORING	TDs: Ru-Pa-R	K-PAT	FG	S	Pts		
Edinger	0	0	0	34/ 34	26/31	0	112
Booker	8	0	0	0	0	0	48
Thomas	7	7	0	0	0	0	44
Johnson	4	4	0	0	0	0	24
Terrell	4	0	4	0	0	0	24
Allen	2	1	1	0	0	0	12
Baxter	2	0	2	0	0	0	12
Brown	2	0	2	0	0	0	12
Robinson	2	0	2	0	0	0	12
Urlacher	2	0	1	1	0	0	12
Bates	1	0	1	0	0	0	6
Harris	1	0	1	0	0	0	6
McQuarters	1	0	1	0	0	0	6
Shelton	1	0	1	0	0	0	6

**BEARS 37 12 20 5 34/ 34 26/31 1 338****OPPONENTS 21 6 12 3 19/ 20 18/28 1 203****2-Pt. Conversions:** Thomas,**Bears: 1-1, Opponents: 1-1.**

<b>RUSHING</b>	<b>No</b>	<b>Yds</b>	<b>Avg</b>	<b>Lg</b>	<b>TD</b>
Thomas	278	1183	4.3	46	7
Allen	135	469	3.5	19	1
Johnson	20	99	5.0	34	4
Booker	4	8	2.0	13	0
Matthews	4	5	1.3	3	0
Denson	1	4	4.0	4	0
Milburn	3	3	1.0	4	0
Maynard	1	-10	-10.0	-10	0
Miller	29	-19	-7.3	3	0
<b>BEARS</b>	<b>475</b>	<b>1742</b>	<b>3.7</b>	<b>46</b>	<b>12</b>
<b>OPPONENTS</b>	<b>373</b>	<b>1313</b>	<b>3.5</b>	<b>29</b>	<b>6</b>

<b>RECEIVING</b>	<b>No</b>	<b>Yds</b>	<b>Avg</b>	<b>Lg</b>	<b>TD</b>
Booker	100	1071	10.7	66t	8
White	45	428	9.5	32	0
Terrell	34	415	12.2	62	4
Allen	30	203	6.8	34t	1
M. Robinson	23	269	11.7	34t	2
Thomas	22	178	8.1	23	0
Baxter	22	148	6.7	19	2
Shelton	12	76	6.3	16	1
Davis	11	68	6.2	14	0
Bates	9	160	17.8	40	1
Milburn	3	9	3.0	7	0
Merritt	2	20	10.0	13	0
Urlacher	1	27	27.0	27t	1
Johnson	1	0	0.0	0	0
<b>BEARS</b>	<b>315</b>	<b>3072</b>	<b>9.8</b>	<b>66t</b>	<b>20</b>
<b>OPPONENTS</b>	<b>355</b>	<b>3959</b>	<b>11.2</b>	<b>60t</b>	<b>12</b>

<b>PUNTING</b>	<b>No</b>	<b>Yds</b>	<b>Avg</b>	<b>Net</b>	<b>TB</b>	<b>In</b>	<b>Lg</b>	<b>B</b>
Maynard	87	3709	42.6	37.0	8	36	60	0
Edinger	1	34	34.0	34.0	0	1	34	0
<b>BEARS</b>	<b>88</b>	<b>3743</b>	<b>42.5</b>	<b>37.0</b>	<b>8</b>	<b>37</b>	<b>60</b>	<b>0</b>
<b>OPPONENTS</b>	<b>90</b>	<b>3662</b>	<b>40.7</b>	<b>32.2</b>	<b>18</b>	<b>21</b>	<b>56</b>	<b>0</b>

<b>INTS</b>	<b>No</b>	<b>Yds</b>	<b>Avg</b>	<b>Lg</b>	<b>TD</b>
Brown	5	81	16.2	33t	2
Urlacher	3	60	20.0	41	0
McQuarters	3	47	15.7	43	0
Parrish	3	36	12.0	26	0
Colvin	2	22	11.0	14	0
Traylor	1	67	67.0	67	0
Harris	1	45	45.0	39t	1
Azumah	1	14	14.0	14	0
Holdman	1	0	0.0	0	0
<b>BEARS</b>	<b>20</b>	<b>372</b>	<b>18.6</b>	<b>67</b>	<b>3</b>
<b>OPPONENTS</b>	<b>16</b>	<b>187</b>	<b>11.7</b>	<b>97t</b>	<b>1</b>

<b>KO RETURNS</b>	<b>No</b>	<b>Yds</b>	<b>Avg</b>	<b>Lg</b>	<b>TD</b>
Denson	23	534	23.2	37	0
Johnson	14	286	20.4	33	0
Milburn	6	152	25.3	37	0
Azumah	4	65	16.3	23	0
Dogins	1	6	6.0	6	0
Newkirk	1	8	8.0	8	0
Powell	1	1	1.0	1	0
Terrell	1	8	8.0	0	0
<b>BEARS</b>	<b>52</b>	<b>1060</b>	<b>20.4</b>	<b>37</b>	<b>0</b>
<b>OPPONENTS</b>	<b>66</b>	<b>1353</b>	<b>20.5</b>	<b>39</b>	<b>0</b>

<b>PUNT RET.</b>	<b>Ret</b>	<b>FC</b>	<b>Yds</b>	<b>Avg</b>	<b>Lg</b>	<b>TD</b>
Johnson	28	10	255	9.1	35	0
McQuarters	12	1	96	8.0	16	0
Milburn	4	3	33	8.3	20	0
Denson	1	0	5	5.0	5	0
Azumah	0	0	16	---	16	0
<b>BEARS</b>	<b>45</b>	<b>14</b>	<b>405</b>	<b>9.0</b>	<b>35</b>	<b>0</b>
<b>OPPONENTS</b>	<b>45</b>	<b>14</b>	<b>327</b>	<b>7.3</b>	<b>32</b>	<b>0</b>

<b>FGs</b>	<b>1-19</b>	<b>20-29</b>	<b>30-39</b>	<b>40-49</b>	<b>50+</b>
Edinger	0/0	6/7	7/8	13/16	0/0
<b>BEARS</b>	<b>0/0</b>	<b>6/7</b>	<b>7/8</b>	<b>13/16</b>	<b>0/0</b>
<b>OPPONENTS</b>	<b>0/0</b>	<b>7/7</b>	<b>7/7</b>	<b>6/14</b>	<b>0/0</b>
<b>Edinger:</b> (20G,43N,46G)(45G)(48N,42G)(46G,43G)(48G,43N)(1)(37G,47G,38G,41G)(26G,40G)(30G,43G)(46G,26G,39N)(23N)(30G,46G)(39G,37G)(38G)(47G,23G,25G,22G)					
<b>OPPONENTS:</b> (46N,37G)(20G)(44N,44G)(40G,47G)(39N)(44G,40G)(40G,31G)(25G,38G,26G,48N)(44G,21G)(45N,48N,36G,40N)(41N,27G)(25G)(34G,26G)(36B)					

<b>DEFENSE</b>	<b>T</b>	<b>S</b>	<b>A</b>	<b>FF</b>	<b>FR</b>	<b>PD</b>	<b>Sa</b>	<b>Int</b>
Urlacher	148	92	46	1	2	4	6.0	3
Holdman	145	101	39	3	0	6	1.5	1
McQuarters	89	57	25	1	1	21	1.0	3
Brown	86	48	34	2	1	13	3.0	5
Parrish	80	47	28	0	2	7	1.0	3
Colvin	79	42	20	2	1	5	10.5	2
Robinson	72	39	25	2	1	12	4.5	0
Daniels	72	32	23	3	2	10	9.0	0
Harris	70	47	22	2	2	10	0.0	1
Green	68	46	19	2	0	4	3.0	0

**SACKS:** Colvin 10.5, Daniels 9.0, Urlacher 6.0, B.

Robinson 4.5, Brown 3.0, Green 3.0, Azumah 2.0,

Boone 2.0, Traylor 2.0, Holdman 1.5, Washington 1.5,

McQuarters 1.0, Newkirk 1.0, Parrish 1.0

**TEAM 48.0, OPPONENTS 17.0**

USUAL STARTERS				RANKINGS				
Offense		Defense		Team Stats		Bears	avg	rank
WR.....	Dez White	RE.....	Phillip Daniels	Total Yards.....	4694	293.4	26	1
LT.....	Blake Brockmeyer	RT.....	Keith Traylor	Rushing Yards.....	1742	108.9	17	
LG.....	Rex Tucker	LT.....	Ted Washington	Passing Yards.....	2952	184.5	24	
C.....	Olin Kreutz	LE.....	Bryan Robinson	Points Scored.....	338	21.1	11	
RG.....	Chris Villarrial	WLB.....	Warrick Holdman					
RT.....	James Williams	MLB.....	Brian Urlacher					
TE.....	Fred Baxter	SLB.....	Rosevelt Colvin	Total Yards.....	4978	311.1	15	
WR.....	Marty Booker	RCB.....	R.W. McQuarters	Rushing Yards.....	1313	82.1	2	
QB.....	Jim Miller	LCB.....	Walt Harris	Passing Yards.....	3665	229.1	29	
RB.....	Anthony Thomas	SS.....	Tony Parrish	Points Scored.....	203	12.7	1	
FB.....	Daimon Shelton	FS.....	Mike Brown					

RANKINGS			
Team Stats	Bears	avg	rank
Total Yards.....	4694	293.4	26t
Rushing Yards.....	1742	108.9	17
Passing Yards.....	2952	184.5	24
Points Scored.....	338	21.1	11
	Opp	avg	rank
Total Yards.....	4978	311.1	15
Rushing Yards.....	1313	82.1	2
Passing Yards.....	3665	229.1	29
Points Scored.....	203	12.7	1

### 2002 CHICAGO BEARS STATISTICS

**Record: 4-12, .250**

**3rd Place, NFC North**

**Head Coach: Dick Jauron**

09/08	W	27-23	MINNESOTA	63,226
09/15	W	14-13	at Atlanta	68,081
09/22	L	23-29	NEW ORLEANS	63,216
09/29	L	27-33	ot at Buffalo	72,780
10/07	L	21-34	GREEN BAY	63,226
10/20	L	20-23	ot at Detroit	60,421
10/27	L	7-25	at Minnesota	64,122
11/03	L	13-19	PHILADELPHIA	54,049
11/10	L	30-33	NEW ENGLAND	63,105
11/18	L	16-21	at St. Louis	66,250
11/24	W	20-17	ot DETROIT	62,375
12/01	L	20-30	at Green Bay	64,196
12/09	L	9-27	at Miami	73,609
12/15	W	20-13	NY JETS	62,226
12/22	L	14-24	at Carolina	72,602
12/29	L	0-15	TAMPA BAY	55,832

	Bears	Opp
<b>TOTAL FIRST DOWNS</b>	<b>260</b>	<b>328</b>
Rushing	79	110
Passing	156	185
Penalty	25	33
3rd Down: Made/Att	71/210	85/230
3rd Down Pct.	33.8	37.0
4th Down: Made/Att	10/21	9/15
4th Down Pct.	47.6	60.0
<b>POSSESSION AVG.</b>	<b>27.42</b>	<b>32.18</b>
<b>TOTAL NET YARDS</b>	<b>4395</b>	<b>5606</b>
Avg. Per Game	274.7	350.4
Total Plays	969	1086
Avg. Per Play	4.5	5.2
<b>NET YARDS RUSHING</b>	<b>1344</b>	<b>2076</b>
Avg. Per Game	84.0	129.8
Total Rushes	382	504
<b>NET YARDS PASSING</b>	<b>3051</b>	<b>3530</b>
Avg. Per Game	190.7	220.6
Sacked/Yards Lost	44/265	35/252
Gross Yards	3316	3782
Att./Comp.	543/310	547/335
Completion Pct.	57.1	61.2
Had Intercepted	18	9
<b>PUNTS/AVERAGE</b>	<b>87/42.3</b>	<b>78/41.8</b>
<b>NET PUNTING AVG.</b>	<b>87/37.4</b>	<b>78/34.1</b>
<b>PENALTIES/YARDS</b>	<b>95/864</b>	<b>115/935</b>
<b>FUMBLES/BALL LOST</b>	<b>29/17</b>	<b>35/19</b>
<b>TOUCHDOWNS</b>	<b>31</b>	<b>38</b>
Rushing	8	13
Passing	22	24
Returns	1	1

PASSING	Att	Cmp	Yds	Cmp%	Yds/Att	TD	TD%	Int	Int%	Lg	Sack/Lost	Rating
Miller	314	180	1944	57.3	6.19	13	4.1	9	2.9	54	16/101	77.5
Chandler	161	103	1023	64.0	6.35	4	2.5	4	2.5	76t	23/144	79.8
Burris	51	18	207	35.3	4.06	3	5.9	5	9.8	45t	4/20	28.4
Sauter	9	6	59	66.7	6.56	0	0.0	0	0.0	31	0/0	85.0
Booker	5	1	44	20.0	8.80	1	20.0	0	0.0	44t	0/0	103.3
Johnson	1	1	27	100.0	27.0	0	0.0	0	0.0	27	1/0	118.8
Maynard	1	1	12	100.0	12.00	1	100.0	0	0.0	12t	0/0	156.3
Urlacher	1	0	0	0.0	0.00	0	0.0	0	0.0	0	0/0	39.6
<b>BEARS</b>	<b>543</b>	<b>310</b>	<b>3316</b>	<b>57.1</b>	<b>6.11</b>	<b>22</b>	<b>4.1</b>	<b>18</b>	<b>3.3</b>	<b>76t</b>	<b>44/265</b>	<b>74.8</b>
<b>OPPONENTS</b>	<b>547</b>	<b>335</b>	<b>3782</b>	<b>61.2</b>	<b>6.91</b>	<b>24</b>	<b>4.4</b>	<b>9</b>	<b>1.6</b>	<b>85t</b>	<b>35/252</b>	<b>89.7</b>

Score by Period	1	2	3	4	OT	Tot
BEARS	45	93	61	79	3	281
OPPONENTS	41	148	92	89	9	379

SCORING	TDs: Ru-Pa-R	K-PAT	FG	S	Pts
Edinger	0	0	0	29/29 22/28	0 95
Booker	6	0	6	0	0 36
Thomas	6	6	0	0	0 36
White	4	0	4	0	0 24
Davis	3	0	3	0	0 18
M. Robinson	3	0	3	0	0 18
Terrell	3	0	3	0	0 18
Lyman	2	0	2	0	0 12
M. Brown	1	0	1	0	0 6
Johnson	1	1	0	0	0 6
Peterson	1	1	0	0	0 6
Pritchett	1	0	1	0	0 6

**2-Pt. Conversions:** Bears: 0-2, Opponents: 2-3.

RUSHING	No	Yds	Avg	Lg	TD
Thomas	214	721	3.4	34	6
L. Johnson	103	329	3.2	23	1
Burris	15	104	6.9	17	0
Peterson	19	101	5.3	14	1
Chandler	10	32	3.2	14	0
Maynard	1	20	20.0	20	0
Miller	13	11	0.8	5	0
White	3	11	3.7	21	0
Sauter	2	8	4.0	7	0
Merritt	1	5	5.0	5	0
Pritchett	1	2	2.0	2	0
<b>BEARS</b>	<b>382</b>	<b>1344</b>	<b>3.5</b>	<b>34</b>	<b>8</b>
<b>OPPONENTS</b>	<b>504</b>	<b>2076</b>	<b>4.1</b>	<b>63t</b>	<b>13</b>

RECEIVING	No	Yds	Avg	Lg	TD
Booker	97	1189	12.3	54	6
White	51	656	12.9	76t	4
Thomas	24	163	6.8	19	0
M. Robinson	21	244	11.6	45t	3
Davis	20	193	9.7	37	3
Pritchett	19	165	8.7	24	1
L. Johnson	16	125	7.8	31	0
Lyman	14	121	8.6	21	2
Merritt	14	100	7.1	25	0
Gilmore	10	130	13.0	30	0
Terrell	9	127	14.1	52	3
Shelton	7	34	4.9	8	0
Baxter	5	51	10.2	22	0
Peterson	3	18	6.0	16	0
<b>BEARS</b>	<b>310</b>	<b>3316</b>	<b>10.7</b>	<b>76t</b>	<b>22</b>
<b>OPPONENTS</b>	<b>335</b>	<b>3782</b>	<b>11.3</b>	<b>85t</b>	<b>24</b>

PUNTING	No	Yds	Avg	Net	TB	In	Lg	B
Maynard	87	3679	42.3	37.4	2	26	75	0
<b>BEARS</b>	<b>87</b>	<b>3679</b>	<b>42.3</b>	<b>37.4</b>	<b>2</b>	<b>26</b>	<b>75</b>	<b>0</b>
<b>OPPONENTS</b>	<b>78</b>	<b>3260</b>	<b>41.8</b>	<b>34.1</b>	<b>12</b>	<b>24</b>	<b>67</b>	<b>1</b>

INTS	No	Yds	Avg	Lg	TD
M. Brown	3	16	5.3	16	0
Austin	2	0	0.0	0	0
Moore	1	35	35.0	35	0
McQuarters	1	33	33.0	33	0
Howard	1	9	9.0	9	0
Urlacher	1	0	0.0	0	0
Azumah	0	18	---	18	0
<b>BEARS</b>	<b>9</b>	<b>111</b>	<b>12.3</b>	<b>35</b>	<b>0</b>
<b>OPPONENTS</b>	<b>18</b>	<b>258</b>	<b>14.3</b>	<b>72t</b>	<b>1</b>

KO RETURNS	No	Yds	Avg	Lg	TD
Merritt	45	1029	22.9	63	0
L. Johnson	21	418	19.9	35	0
Abdullah	9	182	20.2	35	0
Sutherland	3	49	16.3	18	0
Peterson	2	37	18.5	21	0
White	2	47	23.5	27	0
Shelton	1	0	0.0	0	0
<b>BEARS</b>	<b>83</b>	<b>1762</b>	<b>21.2</b>	<b>63</b>	<b>0</b>
<b>OPPONENTS</b>	<b>61</b>	<b>1361</b>	<b>22.3</b>	<b>67</b>	<b>0</b>

PUNT RET.	Ret	FC	Yds	Avg	Lg	TD
L. Johnson	28	10	288	10.3	30	0
Merritt	10	2	71	7.1	18	0
<b>BEARS</b>	<b>38</b>	<b>12</b>	<b>359</b>	<b>9.4</b>	<b>30</b>	<b>0</b>
<b>OPPONENTS</b>	<b>46</b>	<b>19</b>	<b>386</b>	<b>8.4</b>	<b>57</b>	<b>0</b>

FGs	1-19	20-29	30-39	40-49	50+
Edinger	0/0	4/4	5/6	8/10	5/8
<b>BEARS</b>	<b>0/0</b>	<b>4/4</b>	<b>5/6</b>	<b>8/10</b>	<b>5/8</b>
<b>OPPONENTS</b>	<b>0/0</b>	<b>17/18</b>	<b>11/13</b>	<b>8/9</b>	<b>1/4</b>
<b>Edinger:</b> (49G,49G,43N)(50N)(31G,25G,58N,25G) (46G,24G)( ) (53G,42G)( ) (30G,53G)(39G,40G,32G) (37G,48G,50G)(35N,22G,40G)(52N)(52G)(53G,48G) (48B)( )					
<b>OPPONENTS:</b> (30G,22G,42G)(50N,37G,27G,45N) ( ) (48G,49G,39B)(49G,28B,36N,35G,50N)(55N,30G, 24G,48G)(44G,24G,24G)(23G,36G,27G,22G)(57G, 31G,42G,25G)( ) (22G)(21G,31G,27G)(23G,29G) (42G, 28G)(25G)(30G,32G,33G,26G,33G)					

DEFENSE	T	S	A	FF	FR	PD	SA	Int
Urlacher	214	159	55	19	2	2	4.5	1
Green	138	89	49	5	0	2	1.0	0
M. Brown	111	71	40	2	1	2	0.0	3
Azumah	92	73	19	2	2	0	1.0	0
Colvin	72	58	14	8	3	1	10.5	0
Caldwell	69	49	20	1	0	1	3.0	0
Daniels	64	40	24	3	0	1	5.5	0
Howard	57	43	14	2	0	0	0.5	1
McQuarters	51	38	13	1	0	1	0.0	1
A. Brown	49	32	17	3	3	3	2.5	0
<b>SACKS:</b> Colvin 10.5, Daniels 5.5, Urlacher 4.5, Caldwell 3.0, A. Brown 2.5, Boone 1.5, Knight 1.5, Azumah 1.0, Green 1.0, B. Robinson 1.0, Traylor 1.0, Howard 0.5, Tafoya 0.5								
<b>TEAM 35.0, OPPONENTS 44.0</b>								

USUAL STARTERS				RANKINGS				
Offense		Defense		Team Stats		Bears	Avg	Rank
WR	Dez White	RE	Alex Brown	Total Yards	4395	274.7		29
LT	Mike Gandy	RT	Keith Traylor	Rushing Yards	1344	84.0		32
LG	Kevin Dogins	LT	Bryan Robinson	Passing Yards	3051	190.7		24
C	Olin Kreutz	LE	Phillip Daniels	Points Scored	281	17.6		27
RG	Chris Villarrial	WLB	Bobbie Howard					
RT	James Williams	MLB	Brian Urlacher					
TE	John Davis	SLB	Rosevelt Colvin	Total Yards	5606	350.4		25
WR	Marty Booker	RCB	Jerry Azumah	Rushing Yards	2076	129.8		26
QB	Jim Miller	LCB	R.W. McQuarters	Passing Yards	3530	220.6		24
RB	Anthony Thomas	SS	Mike Green	Points Scored	379	23.7		25
FB	Daimon Shelton	FS	Mike Brown					

RANKINGS			
Team Stats	Bears	Avg	Rank
Total Yards.....	4395	274.7	29
Rushing Yards.....	1344	84.0	32
Passing Yards.....	3051	190.7	24
Points Scored.....	281	17.6	27
	Opp	Avg	Rank
Total Yards.....	5606	350.4	25
Rushing Yards.....	2076	129.8	26
Passing Yards.....	3530	220.6	24
Points Scored.....	379	23.7	25

### 2003 CHICAGO BEARS STATISTICS

**Record: 7-9, .438**

**3rd Place, NFC North**

**Head Coach: Dick Jauron**

09/07	L	7-49	at San Francisco	67,554
09/14	L	13-24	at Minnesota	64,144
09/29	L	23-38	GREEN BAY	61,500
10/05	W	24-21	OAKLAND	61,099
10/12	L	13-20	at New Orleans	68,390
10/19	L	17-24	at Seattle	65,671
10/26	W	24-16	DETROIT	61,428
11/02	W	20-7	SAN DIEGO	61,500
11/09	L	10-12	at Detroit	61,492
11/16	L	21-23	ST. LOUIS	61,820
11/23	W	19-10	at Denver	75,540
11/30	W	28-3	ARIZONA	61,550
12/07	L	21-34	at Green Bay	70,458
12/14	W	13-10	MINNESOTA	61,804
12/21	W	27-24	WASHINGTON	61,719
12/28	L	3-31	at Kansas City	78,413

	Bears	Opp
<b>TOTAL FIRST DOWNS</b>	<b>264</b>	<b>289</b>
Rushing	104	104
Passing	143	156
Penalty	17	29
3rd Down: Made/Att	77/228	84/213
3rd Down Pct.	33.8	39.4
4th Down: Made/Att	15/23	6/15
4th Down Pct.	65.2	40.0
<b>POSSESSION AVG.</b>	<b>29:39</b>	<b>30:21</b>
<b>TOTAL NET YARDS</b>	<b>4380</b>	<b>4947</b>
Avg. Per Game	273.8	309.2
Total Plays	1001	992
Avg. Per Play	4.4	5.0
<b>NET YARDS RUSHING</b>	<b>1763</b>	<b>1865</b>
Avg. Per Game	110.2	116.6
Total Rushes	443	449
<b>NET YARDS PASSING</b>	<b>2617</b>	<b>3082</b>
Avg. Per Game	163.6	192.6
Sacked/Yards Lost	43/288	18/105
Gross Yards	2905	3187
Att./Comp.	515/271	525/326
Completion Pct.	52.6	62.1
Had Intercepted	20	15
<b>PUNTS/AVERAGE</b>	<b>81/40.4</b>	<b>76/40.4</b>
<b>NET PUNTING AVG.</b>	<b>81/34.6</b>	<b>76/33.3</b>
<b>PENALTIES/YARDS</b>	<b>92/806</b>	<b>93/746</b>
<b>FUMBLES/BALL LOST</b>	<b>25/9</b>	<b>19/5</b>
<b>TOUCHDOWNS</b>	<b>29</b>	<b>36</b>
Rushing	13	13
Passing	12	20
Returns	4	3

PASSING	Att	Cmp	Yds	Cmp%	Yd/Att	TD	TD%	Int	Int%	Lg	Sack/Lost	Rating
Stewart	251	126	1418	50.2	5.65	7	2.8	12	4.8	61t	25/146	56.8
Chandler	192	107	1050	55.7	5.47	3	1.6	7	3.6	37	14/101	61.3
Grossman	72	38	437	52.8	6.07	2	2.8	1	1.4	59t	4/41	74.8
<b>BEARS</b>	<b>515</b>	<b>271</b>	<b>2905</b>	<b>52.6</b>	<b>5.64</b>	<b>12</b>	<b>2.3</b>	<b>20</b>	<b>3.9</b>	<b>61t</b>	<b>43/288</b>	<b>61.0</b>
<b>OPPONENTS</b>	<b>525</b>	<b>326</b>	<b>3187</b>	<b>62.1</b>	<b>6.07</b>	<b>20</b>	<b>3.8</b>	<b>15</b>	<b>2.9</b>	<b>51</b>	<b>18/105</b>	<b>79.9</b>

Score by Period	1	2	3	4	OT	Tot
BEARS	46	76	53	108	0	283
OPPONENTS	69	109	50	118	0	346

SCORING	TDs	Ru-Pa	R	K-PAT	FG	S	Pts
Edinger	0	0	0	0	27/27	26/36	0 105
Thomas	6	6	0	0			0 36
Booker	4	0	4	0			0 24
Stewart	3	3	0	0	1		0 20
White	3	0	3	0			0 18
Azumah	2	0	0	2			0 12
Clark	2	0	2	0			0 12
Forsey	2	2	0	0			0 12
Gage	2	0	2	0			0 12
Pritchett	2	2	0	0			0 12
Briggs	1	0	0	1			0 6
McQuarters	1	0	0	1			0 6
Terrell	1	0	1	0			0 6
Chandler	0	0	0	0	1		0 2
<b>BEARS</b>	<b>29</b>	<b>13</b>	<b>12</b>	<b>4</b>	<b>27/27</b>	<b>26/36</b>	<b>0 283</b>
<b>OPPONENTS</b>	<b>36</b>	<b>13</b>	<b>20</b>	<b>3</b>	<b>31/33</b>	<b>31/38</b>	<b>3 346</b>

2-Pt. Conv: Chandler, Stewart

Bears: 2-2, Opponents: 3-3.

RUSHING	No	Yds	Avg	Lg	TD
Thomas	244	1024	4.2	67t	6
Stewart	59	290	4.9	25	3
Forsey	50	191	3.8	17	2
Pritchett	22	70	3.2	10	0
Pritchett	21	93	4.4	18	2
Abdullah	18	37	2.1	10	0
Chandler	14	35	2.5	11	0
Wade	5	14	2.8	6	0
White	2	13	6.5	12	0
Terrell	1	4	4.0	4	0
Maynard	1	0	0.0	0	0
Grossman	3	-1	-0.3	0	0
Booker	3	-7	-2.3	1	0
<b>BEARS</b>	<b>443</b>	<b>1763</b>	<b>4.0</b>	<b>67t</b>	<b>13</b>
<b>OPPONENTS</b>	<b>449</b>	<b>1865</b>	<b>4.2</b>	<b>60t</b>	<b>13</b>

RECEIVING	No	Yds	Avg	Lg	TD
Booker	52	715	13.8	61t	4
White	49	583	11.9	49	3
Clark	44	433	9.8	31	2
Terrell	43	361	8.4	35	1
Pritchett	18	83	4.6	20	0
Gage	17	338	19.9	57	2
Wade	12	137	11.4	24	0
Lyman	11	80	7.3	12	0
Thomas	9	36	4.0	9	0
Abdullah	8	55	6.9	17	0
Merritt	3	50	16.7	25	0
Forsey	3	37	12.3	22	0
Peterson	1	5	5.0	5	0
Kreutz	1	-8	-8.0	-8	0
<b>BEARS</b>	<b>271</b>	<b>2905</b>	<b>10.7</b>	<b>61t</b>	<b>12</b>
<b>OPPONENTS</b>	<b>326</b>	<b>3187</b>	<b>9.8</b>	<b>51</b>	<b>20</b>

PUNTING	No	Yds	Avg	Net	TB	In	Lg	B
Maynard	79	3258	41.2	34.6	9	23	53	2
<b>BEARS</b>	<b>81</b>	<b>3258</b>	<b>40.2</b>	<b>34.6</b>	<b>9</b>	<b>23</b>	<b>53</b>	<b>2</b>
<b>OPPONENTS</b>	<b>76</b>	<b>3073</b>	<b>40.4</b>	<b>33.3</b>	<b>4</b>	<b>21</b>	<b>62</b>	<b>0</b>

INTS	No	Yds	Avg	Lg	TD
Azumah	4	44	11.0	25	0
Tillman	4	27	6.8	32	0
McQuarters	2	72	36.0	43	0
M. Brown	2	0	0.0	0	0
Briggs	1	45	45.0	45t	1
Green	1	3	3.0	3	0
A. Brown	1	0	0.0	0	0
<b>BEARS</b>	<b>15</b>	<b>191</b>	<b>12.7</b>	<b>45t</b>	<b>1</b>
<b>OPPONENTS</b>	<b>20</b>	<b>390</b>	<b>19.5</b>	<b>90t</b>	<b>2</b>

KO RETURNS	No	Yds	Avg	Lg	TD
Azumah	41	1191	29.0	89t	2
Merritt	20	405	20.3	35	0
Abdullah	5	62	12.4	17	0
Tafoya	4	55	13.8	19	0
Gilmore	3	25	8.3	11	0
<b>BEARS</b>	<b>73</b>	<b>1738</b>	<b>23.8</b>	<b>89t</b>	<b>2</b>
<b>OPPONENTS</b>	<b>64</b>	<b>1367</b>	<b>21.4</b>	<b>96t</b>	<b>1</b>

PUNT RET.	Ret	Fc	Yds	Avg	Lg	TD
McQuarters	37	12	452	12.2	60t	1
Wade	2	1	9	4.5	10	0
<b>BEARS</b>	<b>39</b>	<b>13</b>	<b>461</b>	<b>11.8</b>	<b>60t</b>	<b>1</b>
<b>OPPONENTS</b>	<b>36</b>	<b>13</b>	<b>277</b>	<b>7.7</b>	<b>35</b>	<b>0</b>

FGs	1-19	20-29	30-39	40-49	50+
Edinger	1/1	4/4	9/13	9/14	3/4
<b>BEARS</b>	<b>1/1</b>	<b>4/4</b>	<b>9/13</b>	<b>9/14</b>	<b>3/4</b>
<b>OPPONENTS</b>	<b>0/0</b>	<b>12/12</b>	<b>12/14</b>	<b>6/9</b>	<b>1/3</b>
Edinger: ( ) (42G, 43G) (31G, 38G, 41G) (35G, 50G, 48G) (28G, 31G) (50G, 35G, 40G) (37G, 32B) (38G, 22G) (43G, 48B, 41N) (34N) (33G, 23G, 54G, 47G) (44N, 43N) ( ) (38G, 22G, 46N) (19G, 30N, 33N, 45G) (52N, 48G)					
<b>OPPONENTS:</b> (22G, 29G, 28G, 24G, 26G) (23G, 53N) (34G) (36G, 39G, 32G, 33G, 47B, 49G) (38N, 50G, 30G) (50N, 45G) ( ) (46N) (24G, 25G, 30G, 48G) (41G, 44G, 31G) (40N) (32G) (24G, 38G, 35G, 45G) (22G) (27G, 31N) (38G)					

DEFENSE	(Top 10)	T	S	A	FF	FR	PD	SA	Int
Urlacher	153	112	41	0	0	3	2	5	0
Azumah	90	65	25	0	0	10	1	0	4
Tillman	89	64	25	1	0	14	1	0	4
Briggs	81	62	19	0	0	5	0	0	1
M. Brown	81	57	24	0	0	6	0	0	2
A. Brown	79	61	18	2	1	4	5	5	1
Holdman	79	56	23	1	0	0	0	0	0
Daniels	64	46	18	1	0	4	2	5	0
Gray	62	42	20	0	1	6	1	0	0
Green	48	31	17	0	0	3	0	5	1
<b>SACKS:</b> A. Brown 5.5, Daniels 2.5, Urlacher 2.5, Haynes 2.0, Azumah 1.0, Boone 1.0, Gray 1.0, Robinson 1.0, Tillman 1.0, Green 0.5									
<b>TEAM:</b> 18.0, <b>OPPONENTS:</b> 43.0									

#### USUAL STARTERS

Offense	Defense
WR.....Dez White	RE.....Alex Brown
LT.....Mike Gandy	RT.....Bryan Robinson
LG.....Steve Edwards	LT.....Keith Traylor
C.....Olin Kreutz	LE.....Phillip Daniels
RG.....Chris Villarrial	WLB.....Warrick Holdman
RT.....Aaron Gibson	MLB.....Brian Urlacher
TE.....Desmond Clark	SLB.....Lance Briggs
WR.....Marty Booker	RCB.....Jerry Azumah
QB.....Kordell Stewart	LCB.....Charles Tillman
RB.....Anthony Thomas	SS.....Bobby Gray
FB.....Stanley Pritchett	FS.....Mike Brown

#### RANKINGS

Team Stats	Bears	Avg	Rank
Total Yards	4380	273.8	28
Rushing Yards	1763	110.2	18
Passing Yards	2617	163.6	30
Points Scored	283	17.7	123
	Opp	Avg	Rank
Total Yards	4947	309.2	14
Rushing Yards	1865	116.6	16
Passing Yards	3082	192.6	13
Points Scored	346	18.1	15



## 2004 CHICAGO BEARS STATISTICS

**Record: 5-11, .312****4th Place, NFC North****Head Coach: Lovie Smith**

09/12	L	16-20	DETROIT	61,535
09/19	W	21-10	at Green Bay	70,688
09/26	L	22-27	at Minnesota	64,163
10/03	L	9-19	PHILADELPHIA	61,894
10/17	L	10-13	WASHINGTON	61,945
10/24	L	7-19	at Tampa Bay	65,550
10/31	W	23-13	SAN FRANCISCO	62,054
11/07	W	28-21	at NY Giants	78,786
11/14	W	19-17	ot at Tennessee	68,932
11/21	L	10-41	INDIANAPOLIS	61,908
11/25	L	7-21	at Dallas	64,026
12/05	W	24-14	MINNESOTA	62,051
12/12	L	3-22	at Jacksonville	67,572
12/19	L	5-24	HOUSTON	62,122
12/26	L	13-19	at Detroit	61,924
01/02	L	14-31	GREEN BAY	62,197

		Bears		Opp
<b>TOTAL FIRST DOWNS</b>		<b>230</b>		<b>302</b>
Rushing		84		109
Passing		121		165
Penalty		25		28
3rd Down: Made/Att		56/223	67/220	
3rd Down Pct.		25.1	30.5	
4th Down: Made/Att		6/19	4/15	
4th Down Pct.		31.6	26.7	
<b>POSSESSION AVG.</b>		<b>28.20</b>	<b>31.40</b>	
<b>TOTAL NET YARDS</b>		<b>3816</b>	<b>5390</b>	
Avg. Per Game		238.5	336.9	
Total Plays		967	1046	
Avg. Per Play		3.9	5.2	
<b>NET YARDS RUSHING</b>		<b>1624</b>	<b>2050</b>	
Avg. Per Game		101.5	128.1	
Total Rushes		430	496	
<b>NET YARDS PASSING</b>		<b>2192</b>	<b>3340</b>	
Avg. Per Game		137.0	208.8	
Sacked/Yards Lost		66/449	35/173	
Gross Yards		2641	3513	
Att./Comp.		471/249	515/287	
Completion Pct.		52.9	55.7	
Had Intercepted		16	17	
<b>PUNTS/AVERAGE</b>		<b>110/42.6</b>	<b>92/40.4</b>	
<b>NET PUNTING AVG.</b>		<b>110/38.3</b>	<b>92/32.0</b>	
<b>PENALTIES/YARDS</b>		<b>124/956</b>	<b>120/914</b>	
<b>FUMBLES/BALL LOST</b>		<b>35/21</b>	<b>21/12</b>	
<b>TOUCHDOWNS</b>		<b>26</b>	<b>36</b>	
Rushing		10	9	
Passing		9	23	
Returns		7	4	

PASSING	Att	Cmp	Yds	Cmp%	Yd/Att	TD	TD%	Int	Int%	Lg	Sack/Lost	Rating
Hutchinson	161	92	903	57.1	5.61	4	2.5	3	1.9	63	23/160	73.6
Krenzel	127	59	718	46.5	5.65	3	2.4	6	4.7	49t	23/158	52.5
Quinn	98	51	413	52.0	4.21	1	1.0	3	3.1	32	15/109	53.7
Grossman	84	47	607	56.0	7.23	1	1.2	3	3.6	40	5/22	67.9
Edinger	1	0	0	0.0	0.00	0	0.0	0	0.0	0	0/0	39.6
<b>BEARS</b>	<b>471</b>	<b>249</b>	<b>2641</b>	<b>52.9</b>	<b>5.61</b>	<b>9</b>	<b>1.9</b>	<b>16</b>	<b>3.4</b>	<b>63</b>	<b>66/449</b>	<b>61.7</b>
<b>OPPONENTS</b>	<b>515</b>	<b>287</b>	<b>3513</b>	<b>55.7</b>	<b>6.82</b>	<b>23</b>	<b>4.5</b>	<b>17</b>	<b>3.3</b>	<b>69</b>	<b>35/173</b>	<b>78.1</b>

Score by Period	1	2	3	4	OT	Tot
BEARS	34	80	36	79	2	231
OPPONENTS	78	117	50	86	0	331

SCORING	TDs	Ru-Pa	R-K	PAT	FG	S	Pts	
Edinger	0	0	0	0	22/22	15/24	0	67
T. Jones	7	7	0	0			0	42
Berrian	2	0	2	0			0	12
B. Johnson	2	0	2	0			0	12
McKie	2	0	2	0			0	12
McQuarters	2	0	0	2			0	12
Thomas	2	2	0	0			0	12
Azumah	1	0	0	1			0	6
Briggs	1	0	0	1			0	6
M. Brown	1	0	0	1			0	6
Clark	1	0	1	0			0	6
Grossman	1	1	0	0			0	6
Haynes	1	0	0	1			0	6
Lyman	1	0	1	0			0	6
Terrrell	1	0	1	0			0	6
Vasher	1	0	0	1			0	6
Krenzel	0	0	0	0			0	2
Ogunleye	0	0	0	0			1	2

**2-Pt. Conversions:** Krenzel  
 Bears: 1-4, Opponents: 0-1.

RUSHING	No	Yds	Avg	Lg	TD
T. Jones	240	948	4.0	54	7
Thomas	122	404	3.3	41t	2
Wade	12	76	6.3	14	0
Grossman	11	48	4.4	8	1
Krenzel	18	41	2.3	12	0
Quinn	3	35	11.7	23	0
Berrian	8	28	3.5	25	0
Peterson	6	19	3.2	13	0
Hutchinson	6	14	2.3	11	0
Terrrell	3	10	3.3	20	0
McKie	1	1	1.0	1	0
<b>BEARS</b>	<b>430</b>	<b>1624</b>	<b>3.8</b>	<b>54</b>	<b>10</b>
<b>OPPONENTS</b>	<b>496</b>	<b>2050</b>	<b>4.1</b>	<b>40</b>	<b>9</b>

RECEIVING	No	Yds	Avg	Lg	TD
T. Jones	56	427	7.6	45	0
Terrrell	42	699	16.6	63	1
Wade	42	481	11.5	40	0
Clark	24	282	11.8	31	1
Thomas	17	132	7.8	30	0
Berrian	15	225	15.0	49t	2
B. Johnson	14	55	3.9	14	2
McKie	13	70	5.4	15t	2
Gage	12	156	13.0	32	0
Lyman	11	73	6.6	13	1
Peterson	2	30	15.0	30	0
Gilmore	1	11	11.0	11	0
<b>BEARS</b>	<b>249</b>	<b>2641</b>	<b>10.6</b>	<b>63</b>	<b>9</b>
<b>OPPONENTS</b>	<b>287</b>	<b>3513</b>	<b>12.2</b>	<b>69</b>	<b>23</b>

PUNTING	No	Yds	Avg	Net	TB	In	Lg	B
Maynard	108	4638	42.9	38.7	5	34	58	0
Edinger	2	53	26.5	18.0	0	1	30	0
<b>BEARS</b>	<b>110</b>	<b>4691</b>	<b>42.6</b>	<b>38.3</b>	<b>5</b>	<b>35</b>	<b>58</b>	<b>0</b>
<b>OPPONENTS</b>	<b>92</b>	<b>3713</b>	<b>40.4</b>	<b>32.0</b>	<b>13</b>	<b>18</b>	<b>57</b>	<b>0</b>

INTS	No	Yds	Avg	Lg	TD
Vasher	5	177	35.4	71t	1
Azumah	4	128	32.0	70t	1
McQuarters	2	85	42.5	45t	1
Green	2	0	0.0	0	0
Haynes	1	45	45.0	45t	1
Urlacher	1	42	42.0	42	0
Briggs	1	38	38.0	38t	1
Gray	1	31	31.0	31	0
<b>BEARS</b>	<b>17</b>	<b>546</b>	<b>32.1</b>	<b>71t</b>	<b>5</b>
<b>OPPONENTS</b>	<b>16</b>	<b>222</b>	<b>13.9</b>	<b>45</b>	<b>1</b>

KO RETURNS	No	Yds	Avg	Lg	TD
Azumah	42	924	22.0	73	0
Berrian	17	385	22.6	41	0
D. Jones	6	112	18.7	23	0
McKie	3	65	21.7	25	0
Peterson	3	57	19.0	22	0
McQuarters	2	46	23.0	37	0
B. Johnson	1	18	18.0	18	0
<b>BEARS</b>	<b>74</b>	<b>1607</b>	<b>21.7</b>	<b>73</b>	<b>0</b>
<b>OPPONENTS</b>	<b>54</b>	<b>1160</b>	<b>21.5</b>	<b>43</b>	<b>0</b>

PUNT RET.	Ret	FC	Yds	Avg	Lg	TD
McQuarters	44	13	435	9.9	75t	1
Berrian	2	2	10	5.0	12	0
Gage	0	0	56	--	56	0
Gray	0	0	9	--	9	0
<b>BEARS</b>	<b>46</b>	<b>15</b>	<b>510</b>	<b>11.1</b>	<b>75t</b>	<b>1</b>
<b>OPPONENTS</b>	<b>57</b>	<b>21</b>	<b>380</b>	<b>6.7</b>	<b>29</b>	<b>0</b>

FGs	1-19	20-29	30-39	40-49	50+
Edinger	0/0	6/7	2/5	4/7	3/5
<b>BEARS</b>	<b>0/0</b>	<b>6/7</b>	<b>2/5</b>	<b>4/7</b>	<b>3/5</b>
<b>OPPONENTS</b>	<b>0/0</b>	<b>11/11</b>	<b>6/8</b>	<b>7/11</b>	<b>2/6</b>
Edinger: (27B) (45N) (34G, 23G, 39N, 32G) (25G) (46G) (52G, 45G, 53N, 27G) (22G, 21G) (39N, 29G) (51G) (48N) (53G, 52N) (47N, 42G) (39N, 43G) (0)					
<b>OPPONENTS:</b> (27G, 21G) (25G, 45N) (46N, 42G, 24G) (51G, 42G, 42G, 40G, 39N, 45N) (41G, 26G) (22G, 22G) (48G, 51G, 50N) (0) (58N, 33G, 52B) (34G, 20G) (52N) (38N) (30G, 25G) (42N, 20G) (31G, 39G, 34G, 40G) (20G)					

DEFENSE	(Top 10)	T	S	A	FF	FR	PD	Sa	Int
Briggs	168	112	56	0	0	5	0	5	1
Green	132	84	48	1	4	1	1	1	5
Urlacher	105	57	48	2	1	0	3	5	1
Hillienmeyer	90	50	40	1	1	1	1	2	0
McQuarters	80	59	21	0	1	1	8	2	0
Scott	77	41	36	1	1	1	2	2	0
A. Brown	73	43	30	2	1	4	6	0	0
To. Johnson	72	53	19	0	1	4	4	0	0
Harris	58	33	25	1	0	0	3	5	0
Azumah	56	45	11	3	0	7	1	5	4
<b>SACKS:</b> A. Brown 6.0, Urlacher 5.5, Ogunleye 5.0, Harris 3.5, Boone, 2.5, Hillienmeyer 2.5, Haynes 2.0, Scott 2.0, Azumah 1.5, Green 1.5, Idonije 1.0, Worrell 1.0, Briggs 0.5, Ta. Johnson 0.5									
<b>TEAM:</b> 35.0, <b>OPPONENTS:</b> 66.0									

USUAL STARTERS				RANKINGS				
Offense		Defense		Team Stats		Bears	Avg	Rank
WR.....	David Terrell	RE.....	Alex Brown	Total Yards.....	3816	238.5	32	
LT.....	Qasim Mitchell	RT.....	Ian Scott	Rushing Yards.....	1624	101.5	125	
LG.....	Ruben Brown	LT.....	Tommie Harris	Passing Yards.....	2192	137.0	32	
C.....	Olin Kreutz	LE.....	Adewale Ogunleye	Points Scored.....	231	14.4	32	
RG.....	Steve Edwards	WLB.....	Lance Briggs					
RT.....	John Tait	MLB.....	Brian Urlacher					
TE.....	Desmond Clark	SLB.....	Hunter Hillenmeyer	Total Yards.....	5390	336.9	21	
WR.....	Bobby Wade	RCB.....	Jerry Azumah	Rushing Yards.....	2050	128.1	25	
QB.....	Chad Hutchinson	LCB.....	Charles Tillman	Passing Yards.....	3340	208.8	15	
RB.....	Thomas Jones	SS.....	Mike Green	Points Scored.....	331	20.7	13	
FB.....	Bryan Johnson	FS.....	Todd Johnson					



## 2005 CHICAGO BEARS STATISTICS

**Record: 11-5, .688****1st Place, NFC North****Head Coach: Lovie Smith**

09/11	L	7-9	at Washington	67,554
09/18	W	38-6	DETROIT	64,144
09/25	L	7-24	CINCINNATI	61,500
10/09	L	10-20	at Cleveland	61,099
10/16	W	28-3	MINNESOTA	68,390
10/23	W	10-6	BALTIMORE	65,671
10/30	W	19-13	at Detroit	61,428
11/06	W	20-17	at New Orleans	61,500
11/13	W	17-9	SAN FRANCISCO	61,492
11/20	W	13-3	CAROLINA	61,820
11/27	W	13-10	at Tampa Bay	75,540
12/04	W	19-7	GREEN BAY	61,550
12/11	L	9-21	at Pittsburgh	70,458
12/18	W	16-3	ATLANTA	61,804
12/25	W	24-17	at Green Bay	61,719
01/01	L	10-34	at Minnesota	78,413
<b>PLAYOFFS</b>				
01/15	L	21-29	CAROLINA	62,209

	Bears	Opp
<b>TOTAL FIRST DOWNS</b>	<b>233</b>	<b>259</b>
Rushing	99	83
Passing	111	153
Penalty	23	23
3rd Down: Made/Att	62/215	76/238
3rd Down Pct.	28.8	31.9
4th Down: Made/Att	7/16	6/20
4th Down Pct.	43.8	30.0
<b>POSSESSION AVG.</b>	<b>28:41</b>	<b>31:19</b>
<b>TOTAL NET YARDS</b>	<b>4101</b>	<b>4509</b>
Avg. Per Game	256.3	281.8
Total Plays	937	1034
Avg. Per Play	4.4	4.4
<b>NET YARDS RUSHING</b>	<b>2099</b>	<b>1637</b>
Avg. Per Game	131.2	102.3
Total Rushes	488	443
<b>NET YARDS PASSING</b>	<b>2002</b>	<b>2872</b>
Avg. Per Game	125.1	179.5
Sacked/Yards Lost	31/199	41/275
Gross Yards	2201	3147
Att./Comp.	418/219	550/313
Completion Pct.	52.4	56.9
Had Intercepted	15	24
<b>PUNTS/AVERAGE</b>	<b>98/40.5</b>	<b>97/41.1</b>
<b>NET PUNTING AVG.</b>	<b>98/35.0</b>	<b>97/35.1</b>
<b>PENALTIES/YARDS</b>	<b>105/850</b>	<b>118/1016</b>
<b>FUMBLES/BALL LOST</b>	<b>32/13</b>	<b>26/10</b>
<b>TOUCHDOWNS</b>	<b>28</b>	<b>20</b>
Rushing	11	9
Passing	11	10
Returns	6	1

PASSING	Att	Cmp	Yds	Cmp%	Yd/Att	TD	TD%	Int	Int%	Lg	Sack/Lost	Rating
Orton	368	190	1869	51.6	5.08	9	2.4	13	3.5	54	30/190	59.7
Grossman	39	20	259	51.3	6.64	1	2.6	2	5.1	54	1/9	59.7
Blake	9	8	55	88.9	6.11	1	11.1	0	0.0	17	0/0	129.2
Maynard	2	1	18	50.0	9.00	0	0.0	0	0.0	18	0/0	81.3
BEARS	418	219	2201	52.4	5.27	11	2.6	15	3.6	54	31/199	61.5
OPPONENTS	550	313	3147	56.9	5.72	10	1.8	24	4.4	56	41/275	61.2

Score by Period	1	2	3	4	OT	Tot
BEARS	54	82	54	64	6	260
OPPONENTS	35	69	34	64	0	202

SCORING	TDs	Ru-Pa	R-K	PAT	FG	S	Pts
Gould	0	0	0	0	19/20	21/27	0
Jones	9	9	0	0	0	0	54
Muhammad	4	0	4	0	0	0	24
Clark	2	0	2	0	0	0	12
M. Edwards	2	0	2	0	0	0	12
Gage	2	0	2	0	0	0	12
Peterson	2	2	0	0	0	0	12
Vasher	2	0	0	2	0	0	12
Brien	0	0	0	0	7/7	1/4	0
Briggs	1	0	0	1	0	0	6
M. Brown	1	0	0	1	0	0	6
Gilmore	1	0	1	0	0	0	6
Tillman	1	0	0	1	0	0	6
Wade	1	0	0	1	0	0	6

<b>BEARS</b>	<b>28</b>	<b>11</b>	<b>11</b>	<b>6</b>	<b>26/27</b>	<b>22/31</b>	<b>0</b>	<b>260</b>
<b>OPPONENTS</b>	<b>20</b>	<b>9</b>	<b>10</b>	<b>1</b>	<b>19/20</b>	<b>21/29</b>	<b>0</b>	<b>202</b>

2-Pt. Conversions: Bears: 0-0, Opponents: 0-0.

RUSHING	No	Yds	Avg	Lg	TD
Jones	314	1335	4.3	42	9
Peterson	76	391	5.1	36	2
Benson	67	272	4.1	36	0
Orton	24	44	1.8	15	0
Berrian	2	31	15.5	37	0
McKie	3	22	7.3	13	0
B. Johnson	1	5	5.0	5	0
Blake	1	-1	-1.0	-1	0
<b>BEARS</b>	<b>488</b>	<b>2099</b>	<b>4.3</b>	<b>42</b>	<b>11</b>
<b>OPPONENTS</b>	<b>443</b>	<b>1637</b>	<b>3.7</b>	<b>61t</b>	<b>9</b>

RECEIVING	No	Yds	Avg	Lg	TD
Muhammad	64	750	11.7	33	4
Gage	31	346	11.2	25	2
Jones	26	143	5.5	41	0
Clark	24	229	9.5	31	2
Bradley	18	230	12.8	54	0
Berrian	13	246	18.9	54	0
Wade	10	80	8.0	17	0
M. Edwards	10	66	6.6	13	2
Peterson	7	48	6.9	18	0
B. Johnson	5	15	3.0	7	0
McKie	4	15	3.8	11	0
Reid	3	20	6.7	10	0
Berlin	2	9	4.5	9	0
Benson	1	3	3.0	3	0
Gilmore	1	1	1.0	1t	1
<b>BEARS</b>	<b>219</b>	<b>2201</b>	<b>10.1</b>	<b>54</b>	<b>11</b>
<b>OPPONENTS</b>	<b>313</b>	<b>3147</b>	<b>10.1</b>	<b>56</b>	<b>10</b>

PUNTING	No	Yds	Avg	Net	TB	In	Lg	B
Maynard	96	3937	41.0	35.3	11	24	63	1
Gould	1	28	28.0	9.0	0	0	28	0
<b>BEARS</b>	<b>98</b>	<b>3965</b>	<b>40.5</b>	<b>35.0</b>	<b>11</b>	<b>24</b>	<b>63</b>	<b>1</b>
<b>OPPONENTS</b>	<b>97</b>	<b>3982</b>	<b>41.1</b>	<b>35.1</b>	<b>8</b>	<b>27</b>	<b>59</b>	<b>0</b>

INTS	No	Yds	Avg	Lg	TD
Vasher	8	145	18.1	46	1
Tillman	5	172	34.4	95	1
M. Brown	3	116	38.7	72	1
C. Harris	3	44	14.7	44	0
Briggs	2	30	15.0	20	1
Green	1	14	14.0	14	0
Scott	1	3	3.0	3	0
Hillennmeyer	1	0	0.0	0	0
<b>BEARS</b>	<b>24</b>	<b>524</b>	<b>21.8</b>	<b>95</b>	<b>4</b>
<b>OPPONENTS</b>	<b>15</b>	<b>66</b>	<b>4.4</b>	<b>25</b>	<b>0</b>

KO RETURNS	No	Yds	Avg	Lg	TD
Azumah	32	705	22.0	40	0
Davis	11	251	22.8	34	0
Bradley	4	70	17.5	23	0
McKie	3	29	9.7	17	0
Peterson	2	32	16.0	19	0
Gilmore	1	5	5.0	5	0
Idonije	1	0	0.0	0	0
Vasher	1	0	0.0	0	0
<b>BEARS</b>	<b>55</b>	<b>1092</b>	<b>19.9</b>	<b>40</b>	<b>0</b>
<b>OPPONENTS</b>	<b>63</b>	<b>1255</b>	<b>19.9</b>	<b>45</b>	<b>0</b>

PUNT RET.	Ret	FC	Yds	Avg	Lg	TD
Wade	33	9	317	9.6	73t	1
Berrian	8	3	69	8.6	24	0
Davis	5	1	31	6.2	21	0
<b>BEARS</b>	<b>46</b>	<b>13</b>	<b>417</b>	<b>9.1</b>	<b>73t</b>	<b>1</b>
<b>OPPONENTS</b>	<b>39</b>	<b>13</b>	<b>412</b>	<b>8.0</b>	<b>85t</b>	<b>1</b>

FGs	1-19	20-29	30-39	40-49	50+
Gould	0/0	9/9	9/10	3/8	0/0
Brien	0/0	0/0	0/2	1/2	0/0
<b>BEARS</b>	<b>0/0</b>	<b>9/9</b>	<b>9/12</b>	<b>4/10</b>	<b>0/0</b>
<b>OPPONENTS</b>	<b>2/2</b>	<b>7/8</b>	<b>7/10</b>	<b>4/6</b>	<b>1/3</b>
Gould:0(0)446.48N(0)(23G.47N)(38G.20G)					
(35G.47N.28G)(39N.37G)(33G.39G)(25G.36G)					
(21G.40G.25G.35G.43N)(29G)(35G.29G.39G.44N)					
(45G)(22G)					
Brien:0(48G.48N.36N)(39N)0000000000000000					
OPPONENTS:(40G.43G.19G)(0)(33G)(19G.44G)					
(52N.23G.32B)(40G.49G)(46N.32G.30G)(22G)					
(30G.52N.34G.29G)(46N.38G)(27G.29N)(0)(30G)					
(38N.39N.26G)(54G.27G)					

DEFENSE	T	S	A	FF	PR	FD	Sa	Int
(Top 10)								
Urlacher	171	101	70	1	0	7	6.0	0
Briggs	170	86	84	3	2	13	2.0	2
Tillman	104	84	20	4	0	18	1.0	5
M. Brown	89	67	22	1	0	6	1.0	3
Ogunleye	77	48	29	3	1	4	10.0	0
A. Brown	75	48	27	3	0	8	6.0	0
Hillennmeyer	71	38	33	0	0	2	1.0	1
C. Harris	70	43	27	0	1	8	1.0	3
T. Harris	59	38	21	2	2	0	3.0	0
Vasher	57	43	14	0	1	0	18.0	8
<b>SACKS:</b> Ogunleye 10.0, A. Brown 6.0, Urlacher 6.0, Ta. Johnson 5.0, T. Harris 3.0, Briggs 2.0, Boone 1.5, Haynes 1.5, Azumah 1.0, M. Brown 1.0, C. Harris 1.0, Hillennmeyer 1.0, Idonije 1.0, Tillman 1.0								
<b>TEAM:</b> 41.0, <b>OPPONENTS:</b> 31.0								

USUAL STARTERS										
Offense					Defense					
WR.....Muhsin Muhammad					RE.....Alex Brown					
LT.....John Tait					RT.....Ian Scott					
LG.....Ruben Brown					LT.....Tommie Harris					
C.....Olin Kreutz					LE.....Adewale Ogundimu					
RG.....Terrence Metcalfe					WLB.....Lance Briggs					
RT.....Fred Miller					MLB.....Brian Urlacher					
TE.....Desmond Clark					SLB.....Hunter Hillennmeyer					
WR.....Justin Gage					RCB.....Nathan Vasher					
QB.....Kyle Orton					LCB.....Charles Tillman					
RB.....Thomas Jones					SS.....Mike Brown					
FB.....Bryan Johnson					FS.....Chris Harris					

RANKINGS			
Team Stats	Bears	Avg	Rank
Total Yards.....	4101	256.3	29
Rushing Yards.....	2099	131.2	8
Passing Yards.....	2002	125.1	31
Points Scored.....	260	16.3	26t
	Opp	Avg	Rank
Total Yards.....	4509	281.8	2
Rushing Yards.....	1637	102.3	11
Passing Yards.....	2872	179.5	5
Points Scored.....	202	12.6	1

### 2006 CHICAGO BEARS STATISTICS

**Record: 13-3, .812**

**1st Place, NFC North**

**Head Coach: Lovie Smith**

09/10	W	26-0	at Green Bay	70,918
09/17	W	34-7	DETROIT	62,181
09/24	W	19-16	at Minnesota	63,754
10/01	W	37-6	SEATTLE	62,225
10/08	W	40-7	BUFFALO	62,206
10/16	W	24-23	at Arizona	63,977
10/29	W	41-10	SAN FRANCISCO	62,200
11/05	L	13-31	MIAMI	62,206
11/12	W	38-20	at NY Giants	78,641
11/19	W	10-0	at NY Jets	77,632
11/26	L	13-17	at New England	68,756
12/03	W	23-13	MINNESOTA	62,221
12/11	W	42-27	at St. Louis	66,234
12/17	W	34-31	at TAMPA BAY	62,260
12/24	W	26-21	at Detroit	60,665
12/31	L	7-26	GREEN BAY	62,287

01/14	W	27-24	at SEATTLE	62,184
01/21	W	39-14	NEW ORLEANS	61,817
02/04	L	17-29	Indianapolis	74,512

\*Super Bowl XLII at Dolphin Stadium in Miami

	Bears		Opp			
<b>TOTAL FIRST DOWNS</b>	<b>300</b>		<b>258</b>			
Rushing	103		77			
Passing	161		159			
Penalty	36		22			
3rd Down: Made/Att	85/231		74/239			
3rd Down Pct.	36.8		31.0			
4th Down: Made/Att	9/13		10/16			
4th Down Pct.	69.2		62.5			
<b>POSSESSION AVG.</b>	<b>30:34</b>		<b>29:26</b>			
<b>TOTAL NET YARDS</b>	<b>5199</b>		<b>4706</b>			
Avg. Per Game	324.9		294.1			
Total Plays	1042		1023			
Avg. Per Play	5.0		4.6			
<b>NET YARDS RUSHING</b>	<b>1918</b>		<b>1590</b>			
Avg. Per Game	119.9		99.4			
Total Rushes	503		402			
<b>NET YARDS PASSING</b>	<b>3281</b>		<b>3116</b>			
Avg. Per Game	205.1		194.8			
Sacked/Yards Lost	25/165		40/272			
Gross Yards	3446		3388			
Att./Comp.	514/282		581/328			
Completion Pct.	54.9		56.5			
Had Intercepted	22		24			
<b>PUNTS/AVERAGE</b>	<b>77/44.2</b>		<b>100/43.7</b>			
<b>NET PUNTING AVG.</b>	<b>77/37.6</b>		<b>100/35.2</b>			
<b>PENALTIES/YARDS</b>	<b>112/923</b>		<b>132/1084</b>			
<b>FUMBLES/BALL LOST</b>	<b>26/14</b>		<b>32/20</b>			
<b>TOUCHDOWNS</b>	<b>47</b>		<b>29</b>			
Rushing	14		7			
Passing	24		18			
Returns	9		4			
<b>PASSING</b>	<b>Att</b>	<b>Cmp</b>	<b>Yds</b>	<b>Cmp%</b>	<b>Yd/Att</b>	<b>TD</b>
Grossman	480	262	3193	54.6	6.65	23
Griesse	32	18	220	56.3	6.88	1
Jones	1	1	-4	100.0	-4.00	0
Maynard	1	1	37	100.0	37.00	0
<b>BEARS</b>	<b>514</b>	<b>282</b>	<b>3446</b>	<b>54.9</b>	<b>6.70</b>	<b>24</b>
<b>OPPONENTS</b>	<b>581</b>	<b>328</b>	<b>3388</b>	<b>56.5</b>	<b>5.83</b>	<b>18</b>

Score by Period	1	2	3	4	OT	Tot
BEARS	73	140	101	110	3	427
OPPONENTS	47	71	48	89	0	255

SCORING	TDs	Ru-Pa	R	K-PAT	FG	S	Pts	
Gould	0	0	0	0	47/47	32/36	0	143
Benson	6	6	0	0	0	0	36	
Berrian	6	0	6	0	0	0	36	
Clark	6	0	6	0	0	0	36	
Hester	6	0	0	6	0	0	36	
Jones	6	6	0	0	0	0	36	
Muhammad	5	0	5	0	0	0	30	
Bradley	3	0	3	0	0	0	18	
Davis	2	0	2	0	0	0	12	
Gilmore	2	0	2	0	0	0	12	
Peterson	2	2	0	0	0	0	12	
M. Brown	1	0	0	1	0	0	6	
R. Manning	1	0	0	1	0	0	6	
Tillman	1	0	0	1	0	0	6	
Ta. Johnson	0	0	0	0	0	1	2	

<b>BEARS</b>	<b>47</b>	<b>14</b>	<b>24</b>	<b>9</b>	<b>47/47</b>	<b>32/36</b>	<b>1</b>	<b>427</b>
<b>OPPONENTS</b>	<b>29</b>	<b>7</b>	<b>18</b>	<b>4</b>	<b>27/28</b>	<b>18/27</b>	<b>0</b>	<b>255</b>

2-Pt. Conversions: Bears: 0-0, Opponents: 0-1.

RUSHING	No	Yds	Avg	Lg	TD
Jones	296	1210	4.1	30t	6
Benson	157	647	4.1	30	6
Peterson	10	41	4.1	11	2
McKie	8	18	2.3	7	0
Berrian	2	5	2.5	5	0
Grossman	24	2	0.1	22	0
Griesse	6	-5	-0.8	0	0
<b>BEARS</b>	<b>503</b>	<b>1918</b>	<b>3.8</b>	<b>30t</b>	<b>14</b>
<b>OPPONENTS</b>	<b>402</b>	<b>1590</b>	<b>4.0</b>	<b>53</b>	<b>7</b>

RECEIVING	No	Yds	Avg	Lg	TD
Muhammad	60	863	14.4	40	5
Berrian	51	775	15.2	62	6
Clark	45	626	13.9	33	6
Jones	36	154	4.3	21	0
McKie	25	162	6.5	26	0
Davis	22	303	13.8	31	2
Bradley	14	282	20.1	75t	3
Benson	8	54	6.8	22	0
Peterson	6	88	14.7	37	0
Gilmore	6	38	6.3	18	2
Gage	4	68	17.0	34	0
Reid	4	37	9.3	19	0
Grossman	1	-4	-4.0	-4	0
<b>BEARS</b>	<b>282</b>	<b>3446</b>	<b>12.2</b>	<b>75t</b>	<b>24</b>
<b>OPPONENTS</b>	<b>328</b>	<b>3388</b>	<b>10.3</b>	<b>64t</b>	<b>18</b>

PUNTING	No	Yds	Avg	Net	TB	In	Lg	B
Maynard	77	3404	44.2	37.6	7	24	65	0
<b>BEARS</b>	<b>77</b>	<b>3404</b>	<b>44.2</b>	<b>37.6</b>	<b>7</b>	<b>24</b>	<b>65</b>	<b>0</b>
<b>OPPONENTS</b>	<b>100</b>	<b>4368</b>	<b>43.7</b>	<b>35.2</b>	<b>12</b>	<b>23</b>	<b>67</b>	<b>0</b>

INTS	No	Yds	Avg	Lg	TD
R. Manning	5	113	22.6	54t	1
Tillman	5	32	6.4	13	0
Urlacher	3	38	12.7	36	0
Vasher	3	11	3.7	7	0
D. Manning	2	26	13.0	15	0
A. Brown	2	22	11.0	18	0
C. Harris	2	19	9.5	16	0
Briggs	2	18	9.0	18	0
<b>BEARS</b>	<b>24</b>	<b>524</b>	<b>21.8</b>	<b>54t</b>	<b>1</b>
<b>OPPONENTS</b>	<b>22</b>	<b>321</b>	<b>14.6</b>	<b>55t</b>	<b>4</b>

KO RETURNS	No	Yds	Avg	Lg	TD
Davis	32	753	23.5	42	0
Hester	20	528	26.4	96t	2
Peterson	3	49	16.3	25	0
D. Manning	1	20	20.0	20	0
McClover	1	9	9.0	9	0
McKie	1	11	11.0	11	0
Muhammad	1	3	3.0	3	0
<b>BEARS</b>	<b>59</b>	<b>1373</b>	<b>23.3</b>	<b>96t</b>	<b>2</b>
<b>OPPONENTS</b>	<b>83</b>	<b>1730</b>	<b>20.8</b>	<b>35</b>	<b>0</b>

PUNT RET.	Ret	FC	Yds	Avg	Lg	TD
Hester	47	12	600	12.8	84t	3
Berrian	2	0	7	3.5	7	0
Wesley	1	0	0	0.0	0	0
<b>BEARS</b>	<b>50</b>	<b>12</b>	<b>607</b>	<b>12.1</b>	<b>84t</b>	<b>3</b>
<b>OPPONENTS</b>	<b>38</b>	<b>14</b>	<b>367</b>	<b>9.7</b>	<b>48</b>	<b>0</b>

FGs	1-19	20-29	30-39	40-49	50+
Gould	0/0	6/6	14/16	12/14	0/0
<b>BEARS</b>	<b>0/0</b>	<b>6/6</b>	<b>14/16</b>	<b>12/14</b>	<b>0/0</b>
<b>OPPONENTS</b>	<b>0/0</b>	<b>9/9</b>	<b>2/5</b>	<b>6/9</b>	<b>1/4</b>
Gould: (40G, 39G, 28G, 30G) (32G, 45G)					
(41G, 24G, 31G, 49G) (36G, 20G, 41G) (42G, 43G, 32G, 41G)					
(23G) (43G, 36G) (38G, 38G) (49G) (20G) (45B, 46G, 32G)					
0 (37N, 49N) (38G, 37N, 25G) (36G, 36G, 39G, 44G) 0					
<b>OPPONENTS:</b> (53N) (40N) (31G, 26G, 41G) (23G, 24G)					
0 (52N, 41G, 28G, 29G, 40N) (23G) (37B, 20G)					
(33N, 46G, 40G, 52N) 0 (52G) (23G, 30G) (48N) (45G) 0					
(32N, 25G, 46G)					

DEFENSE	(Top 10)	T	S	A	FF	PR	FD	Sa	Int
Urlacher	185	93	92	1	1	8	0	0	3
Briggs	176	117	59	4	1	9	1	0	2
Tillman	88	67	21	1	1	11	0	0	5
D. Manning	80	46	34	4	1	5	0	0	2
A. Brown	71	44	27	3	2	7	0	2	0
Hillenmeyer	68	32	36	0	1	3	0	0	0
Ogunleye	58	34	24	1	3	1	6	5	0
R. Manning	55	41	14	1	0	5	2	0	5
C. Harris	54	42	12	0	0	2	0	2	0
Anderson	48	35	13	4	1	2	12	0	0

**SACKS:** Anderson 12.0, A. Brown 7.0, Ogunleye 6.5, T. Harris 5.0, Ta. Johnson 3.5, Boone 2.0, R. Manning 2.0, Briggs 1.0, Worrell 1.0  
**TEAM:** 40.0, **OPPONENTS:** 25.0

USUAL STARTERS				RANKINGS				
Offense		Defense		Team Stats		Bears	Avg	Rank
WR.....	Muhsin Muhammad	RE.....	Alex Brown	Total Yards.....	5199	324.9	.....	15
LT.....	John Tait	RT.....	Tank Johnson	Rushing Yards.....	1918	119.9	.....	15
LG.....	Ruben Brown	LT.....	Tommie Harris	Passing Yards.....	3281	205.1	.....	14
C.....	Olin Kreutz	LE.....	Adewale Ogunleye	Points Scored.....	427	26.7	.....	2t
RG.....	Roberto Garza	WLB.....	Lance Briggs					
RT.....	Fred Miller	MLB.....	Brian Urlacher					
TE.....	Desmond Clark	SLB.....	Hunter Hillenmeyer	Total Yards.....	Opp	Avg	Rank	
WR.....	Bernard Berrian	RCB.....	Nathan Vasher		4706	294.1	.....	5
QB.....	Rex Grossman	LCB.....	Charles Tillman	Rushing Yards.....	1590	99.4	.....	6
RB.....	Thomas Jones	SS.....	Mike Brown	Passing Yards.....	3116	194.8	.....	11
FB.....	Jason McKie	FS.....	Danieal Manning	Points Scored.....	255	15.9	.....	3

RANKINGS			
Team Stats	Bears	Avg	Rank
Total Yards.....	5199	324.9	15
Rushing Yards.....	1918	119.9	15
Passing Yards.....	3281	205.1	14
Points Scored.....	427	26.7	2t
	Opp	Avg	Rank
Total Yards.....	4706	294.1	5
Rushing Yards.....	1590	99.4	6
Passing Yards.....	3116	194.8	11
Points Scored.....	255	15.9	3

## 2007 CHICAGO BEARS STATISTICS

**Record: 7-9, .438****4th Place, NFC North****Head Coach: Lovie Smith**

09/09	L	3-14	at San Diego	67,837
09/16	W	20-10	KANSAS CITY	62,095
09/23	L	10-34	DALLAS	62,099
09/30	L	27-37	at Detroit	60,811
10/07	W	27-20	at Green Bay	70,904
10/14	L	31-34	MINNESOTA	62,174
10/21	W	19-16	at Philadelphia	67,806
10/28	L	7-16	DETROIT	62,171
11/11	W	17-6	at Oakland	62,715
11/18	L	23-30	at Seattle	68,249
11/25	W	37-34	ot DENVER	62,148
12/02	L	16-21	NY GIANTS	62,244
12/06	L	16-24	at Washington	82,213
12/17	L	13-20	at Minnesota	63,800
12/23	W	35-7	GREEN BAY	62,272
12/30	W	33-25	NEW ORLEANS	62,064

	Bears	Opp
<b>TOTAL FIRST DOWNS</b>	<b>266</b>	<b>305</b>
Rushing	74	100
Passing	168	185
Penalty	24	20
3rd Down: Made/Att	81/238	73/223
3rd Down Pct.	34.0	32.7
4th Down: Made/Att	7/16	8/13
4th Down Pct.	43.8	61.5
<b>POSSESSION AVG.</b>	<b>28:22</b>	<b>31:38</b>
<b>TOTAL NET YARDS</b>	<b>4692</b>	<b>5675</b>
Avg. Per Game	293.3	354.7
Total Plays	1035	1036
Avg. Per Play	4.5	5.5
<b>NET YARDS RUSHING</b>	<b>1330</b>	<b>1967</b>
Avg. Per Game	83.1	122.9
Total Rushes	423	454
<b>NET YARDS PASSING</b>	<b>3362</b>	<b>3708</b>
Avg. Per Game	210.1	231.8
Sacked/Yards Lost	43/339	41/245
Gross Yards	3701	3953
Att./Comp.	569/327	541/343
Completion Pct.	57.5	63.4
Had Intercepted	21	16
<b>PUNTS/AVERAGE</b>	<b>94/41.9</b>	<b>94/40.5</b>
<b>NET PUNTING AVG.</b>	<b>37.2</b>	<b>32.3</b>
<b>PENALTIES/YARDS</b>	<b>111/839</b>	<b>92/670</b>
<b>FUMBLES/BALL LOST</b>	<b>34/13</b>	<b>34/17</b>
<b>TOUCHDOWNS</b>	<b>34</b>	<b>39</b>
Rushing	8	17
Passing	18	19
Returns	8	3

PASSING	Att	Cmp	Yds	Cmp%	Yd/Att	TD	TD%	Int	Int%	Lg	Sack/Lost	Rating
Griese	262	161	1803	61.5	6.88	10	3.8	12	4.6	81t	15/114	75.6
Grossman	225	122	1411	54.2	6.27	4	1.8	7	3.1	59t	25/198	66.4
Orton	80	43	478	53.8	5.98	3	3.8	2	2.5	55t	2/12	73.9
Gould	1	0	0	0.0	0.0	0	0.0	0	0.0	0	0/0	39.6
Peterson	1	1	9	100.0	9.00	1	100.0	0	0.0	9t	0/0	143.8
Hester	0	0	0	0.0	0.0	0	0.0	0	0.0	0	1/15	0.0
<b>BEARS</b>	<b>569</b>	<b>327</b>	<b>3701</b>	<b>57.5</b>	<b>6.50</b>	<b>18</b>	<b>3.2</b>	<b>21</b>	<b>3.7</b>	<b>81t</b>	<b>43/339</b>	<b>72.2</b>
<b>OPPONENTS</b>	<b>541</b>	<b>343</b>	<b>3953</b>	<b>63.4</b>	<b>7.31</b>	<b>19</b>	<b>3.5</b>	<b>16</b>	<b>3.0</b>	<b>71</b>	<b>41/245</b>	<b>84.7</b>

Score by Period	1	2	3	4	OT	Tot
BEARS	46	97	85	103	3	334
OPPONENTS	33	110	68	137	0	348

SCORING	TDs	Ru-P	R-K	P-AT	FG	S	Pts
Gould	0	0	0	0	33/33	31/36	0 126
Hester	8	0	2	6			0 48
Berrian	5	0	5	0			0 30
Benson	4	4	0	0			0 24
Clark	4	0	4	0			0 24
Muhammad	3	0	3	0			0 18
Peterson	3	0	3	0			0 18
Olsen	2	0	2	0			0 14
Bradley	1	0	1	0			0 6
Graham	1	0	0	1			0 6
McKie	1	1	0	0			0 6
St. Clair	1	0	1	0			0 6
Uriacher	1	0	0	1			0 6
<b>BEARS</b>	<b>34</b>	<b>8</b>	<b>18</b>	<b>8</b>	<b>33/33</b>	<b>31/36</b>	<b>1 334</b>
<b>OPPONENTS</b>	<b>39</b>	<b>17</b>	<b>19</b>	<b>3</b>	<b>35/37</b>	<b>25/33</b>	<b>0 348</b>

**2-Pt. Conversions:** Olsen,

Bears: 1-1, Opponents: 2-2.

RUSHING	No	Yds	Avg	Lg	TD
Benson	196	674	3.4	43t	4
Peterson	151	510	3.4	21	3
Wolfe	31	85	2.7	25	0
Griese	13	28	2.2	9	0
Grossman	14	27	1.9	12	0
McKie	6	17	2.8	6	1
Orton	5	-1	-2	1	0
Hester	7	-10	-1.4	5	0
<b>BEARS</b>	<b>423</b>	<b>1330</b>	<b>3.1</b>	<b>43t</b>	<b>8</b>
<b>OPPONENTS</b>	<b>454</b>	<b>1967</b>	<b>4.3</b>	<b>73t</b>	<b>17</b>

RECEIVING	No	Yds	Avg	Lg	TD
Berrian	71	951	13.4	59t	5
Peterson	51	420	8.2	30	0
Clark	44	545	12.4	52	4
Muhammad	40	570	14.3	44	3
Olsen	39	391	10.0	31	2
Hester	20	299	15.0	81t	2
Davis	17	165	9.7	36	0
Benson	17	123	7.2	19	0
Wolfe	9	117	13.0	33	0
McKie	9	33	3.7	10	0
Bradley	6	71	11.8	19t	1
Gilmore	3	14	4.7	7	0
St. Clair	1	2	2.0	2t	1
<b>BEARS</b>	<b>327</b>	<b>3701</b>	<b>11.3</b>	<b>81t</b>	<b>18</b>
<b>OPPONENTS</b>	<b>343</b>	<b>3953</b>	<b>11.5</b>	<b>71</b>	<b>19</b>

PUNTING	No	Yds	Avg	Net	TB	In	Lg	B
Maynard	88	3682	41.8	37.4	9	27	56	0
Johnson	4	199	49.8	39.3	1	1	60	0
Gould	2	53	26.5	26.5	0	1	28	0
<b>BEARS</b>	<b>94</b>	<b>3934</b>	<b>41.9</b>	<b>37.2</b>	<b>10</b>	<b>29</b>	<b>60</b>	<b>0</b>
<b>OPPONENTS</b>	<b>94</b>	<b>3808</b>	<b>40.5</b>	<b>32.3</b>	<b>6</b>	<b>23</b>	<b>64</b>	<b>3</b>

INTS	No	Yds	Avg	Lg	TD
Uriacher	5	101	20.2	85t	1
Tillman	3	24	8.0	20	0
D. Manning	2	33	16.5	33	0
McGowan	2	5	2.5	5	0
Vasher	1	34	34.0	34	0
M. Brown	1	27	27.0	27	0
A. Brown	1	7	7.0	7	0
Archuleta	1	4	4.0	4	0
<b>BEARS</b>	<b>16</b>	<b>235</b>	<b>14.7</b>	<b>85t</b>	<b>1</b>
<b>OPPONENTS</b>	<b>21</b>	<b>285</b>	<b>13.6</b>	<b>64t</b>	<b>2</b>

KO RETURNS	No	Yds	Avg	Lg	TD
Hester	43	934	21.7	97t	2
Davis	12	168	14.0	34	0
Gilmore	3	25	8.3	15	0
D. Manning	3	61	20.3	21	0
Peterson	3	17	5.7	14	0
Idonije	2	2	1.0	2	0
Wolfe	1	27	27.0	27	0
<b>BEARS</b>	<b>67</b>	<b>1234</b>	<b>18.4</b>	<b>97t</b>	<b>2</b>
<b>OPPONENTS</b>	<b>71</b>	<b>1370</b>	<b>19.3</b>	<b>65</b>	<b>1</b>

PUNT RET.	Ret	FC	Yds	Avg	Lg	TD
Hester	42	6	651	15.5	89t	4
Idonije	1	0	0	0.0	0	0
McGowan	1	0	0	0.0	0	0
<b>BEARS</b>	<b>44</b>	<b>6</b>	<b>651</b>	<b>14.8</b>	<b>89t</b>	<b>4</b>
<b>OPPONENTS</b>	<b>40</b>	<b>19</b>	<b>238</b>	<b>5.9</b>	<b>25</b>	<b>0</b>

FGs	1-19	20-29	30-39	40-49	50+
Gould	0/0	7/7	12/13	12/14	0/2
<b>BEARS</b>	<b>0/0</b>	<b>7/7</b>	<b>12/13</b>	<b>12/14</b>	<b>0/2</b>
<b>OPPONENTS</b>	<b>0/0</b>	<b>7/9</b>	<b>6/9</b>	<b>9/12</b>	<b>3/3</b>
Gould:(27G)(47G,38G)(20G)(52B,49G,41G)(44G,36G)					
(31G)(39N,31G,22G,41G,45G)(40N)(32G,53N)					
(31G,47G,48G)(24G,44G,39G)(35G,46G,41G)					
(48B,30G,22G,21G)(29G,47G)(31G,35G)(39G)					
<b>OPPONENTS:</b> (33B)(45G,48B)(30G,23B,44G)					
(49G,39B)(37G,37G)(48G,55G)(24G,33G,37G)					
(26G,52G,29N,20G)(37G,52G)(44N,40G,23G,46G)					
(23G,22G)(47N,37N,23G)(42G,48G)(0)(48G)					

DEFENSE (Top 10)	T	S	A	FF	FR	PD	SA	Int
Uriacher	158	98	60	0	2	5	5.0	5
Briggs	140	80	60	2	1	1	0.0	0
Hillennmeyer	101	60	41	1	1	2	0.0	0
D. Manning	98	70	28	0	0	2	2.0	2
Tillman	83	64	19	4	0	5	3.0	3
McGowan	80	52	28	1	1	1	2.0	2
Ogunleye	70	38	32	6	3	3	0.0	0
Archuleta	64	45	19	0	1	1	1.0	1
A. Brown	58	38	2	2	5	1	0.1	1
R. Manning,Jr	51	30	15	0	1	1	0.0	0
<b>SACKS:</b> Ogunleye 9.0, Harris 8.0, Anderson 5.0,								
Uriacher 5.0, A. Brown 4.5, Archuleta 2.0, Briggs								
2.0, R. Manning 1.0, Vasher 1.0, Walker 1.0,								
Williams 1.0, Team 1.0, Adams 0.5								
<b>TEAM: 41.0, OPPONENTS: 43.0</b>								

## USUAL STARTERS

Offense	Defense
WR.....Muhsin Muhammad	RE.....Mark Anderson
LT.....John Tait	RT.....Anthony Adams
LG.....Ruben Brown	LT.....Tommie Harris
C.....Olin Kreutz	LE.....Adewale Ogunleye
RG.....Roberto Garza	WLB.....Lance Briggs
RT.....Fred Miller	MLB.....Brian Uriacher
TE.....Desmond Clark	SLB.....Hunter Hillennmeyer
WR.....Bernard Berrian	RCB.....Trumaine McBride
QB.....Rex Grossman	LCB.....Charles Tillman
RB.....Cedric Benson	SS.....Adam Archuleta
FB.....Jason McKie	FS.....Daniel Manning

## RANKINGS

Team Stats	Bears	Avg	Rank
Total Yards.....	4692	293.3	27
Rushing Yards.....	1330	83.1	30
Passing Yards.....	3362	210.1	15
Points Scored.....	334	20.9	18t
	Opp	Avg	Rank
Total Yards.....	5675	354.7	28
Rushing Yards.....	1967	122.9	24
Passing Yards.....	3708	231.8	27
Points Scored.....	348	21.7	16

## 2008 CHICAGO BEARS STATISTICS

**Record: 9-7, .563****2nd Place, NFC North****Head Coach: Lovie Smith**

09/07	W	29-13	at Indianapolis	66,822
09/14	L	17-20	at Carolina	73,828
09/21	L	24-27	ot TAMPA BAY	62,051
09/28	W	24-20	PHILADELPHIA	62,099
10/05	W	34-7	at Detroit	59,790
10/12	L	20-22	at Atlanta	64,096
10/19	W	48-41	MINNESOTA	62,235
11/02	W	27-23	DETROIT	62,188
11/09	L	14-21	TENNESSEE	62,124
11/16	L	3-37	at Green Bay	71,040
11/23	W	27-3	at St. Louis	61,994
11/30	L	14-34	at Minnesota	63,722
12/07	W	23-10	JACKSONVILLE	61,736
12/11	W	27-24	ot NEW ORLEANS	61,692
12/22	W	20-17	ot GREEN BAY	62,151
12/28	L	24-31	at Houston	70,838

	Bears	Opp
<b>TOTAL FIRST DOWNS</b>	<b>264</b>	<b>314</b>
Rushing	98	93
Passing	153	208
Penalty	13	13
3rd Down: Made/Att	78/219	81/232
3rd Down Pct.	35.6	34.9
4th Down: Made/Att	6/14	10/21
4th Down Pct.	42.9	47.6
<b>POSSESSION AVG.</b>	<b>28.07</b>	<b>31.53</b>
<b>TOTAL NET YARDS</b>	<b>4734</b>	<b>5355</b>
Avg. Per Game	295.9	334.7
Total Plays	991	1087
Avg. Per Play	4.8	4.9
<b>NET YARDS RUSHING</b>	<b>1673</b>	<b>1496</b>
Avg. Per Game	104.6	93.5
Total Rushes	434	437
<b>NET YARDS PASSING</b>	<b>3061</b>	<b>3859</b>
Avg. Per Game	191.3	241.2
Sacked/Yards Lost	29/168	28/217
Gross Yards	3229	4076
Att./Comp.	528/304	622/383
Completion Pct.	57.6	61.6
Had Intercepted	14	22
<b>PUNTS/AVERAGE</b>	<b>96/41.2</b>	<b>83/42.5</b>
<b>NET PUNTING AVG.</b>	<b>96/38.1</b>	<b>83/37.4</b>
<b>PENALTIES/YARDS</b>	<b>78/610</b>	<b>100/827</b>
<b>FUMBLES/BALL LOST</b>	<b>19/13</b>	<b>17/10</b>
<b>TOUCHDOWNS</b>	<b>42</b>	<b>39</b>
Rushing	15	16
Passing	20	21
Returns	7	2

PASSING	Att	Cmp	Yds	Cmp%	Yd/Att	TD	TD%	Int	Int%	Lg	Sack/Lost	Rating
Orton	465	272	2972	58.5	6.39	18	3.9	12	2.6	65t	27/160	79.6
Grossman	62	32	257	51.6	4.15	2	3.2	2	3.2	29	2/8	59.7
Maynard	1	0	0	0.0	0.00	0	0.0	0	0.0	0	0/0	39.6
<b>BEARS</b>	<b>528</b>	<b>304</b>	<b>3229</b>	<b>57.6</b>	<b>6.12</b>	<b>20</b>	<b>3.8</b>	<b>14</b>	<b>2.7</b>	<b>65t</b>	<b>29/168</b>	<b>77.1</b>
<b>OPPONENTS</b>	<b>622</b>	<b>383</b>	<b>4076</b>	<b>61.6</b>	<b>6.55</b>	<b>21</b>	<b>3.4</b>	<b>22</b>	<b>3.5</b>	<b>99t</b>	<b>28/217</b>	<b>77.2</b>

Score by Period	1	2	3	4	OT	Tot
BEARS	109	101	88	71	6	375
OPPONENTS	47	128	72	100	3	350

SCORING	TDs	Ru-Pa	R-K	P-AT	FG	S	Pts
Gould	0	0	0	0	41/41	26/29	0 119
Forté	12	8	4	0	0	0	72
Olsen	5	0	5	0	0	0	30
Lloyd	3	0	2	1	0	0	20
R. Davis	3	0	2	1	0	0	18
Hester	3	0	3	0	0	0	18
McKie	3	2	1	0	0	0	18
Orton	3	3	0	0	0	0	18
Booker	2	0	2	0	0	0	12
Grossman	2	2	0	0	0	0	12
Bowman	1	0	0	1	0	0	6
Briggs	1	0	0	1	0	0	6
Clark	1	0	1	0	0	0	6
Manning	1	0	0	1	0	0	6
Tillman	1	0	0	1	0	0	6
Wolfe	1	0	0	1	0	0	6
Ogunleye	0	0	0	0	1	2	2
<b>BEARS</b>	<b>42</b>	<b>15</b>	<b>20</b>	<b>7</b>	<b>41/41</b>	<b>26/29</b>	<b>1 375</b>
<b>OPPONENTS</b>	<b>39</b>	<b>16</b>	<b>21</b>	<b>2</b>	<b>38/39</b>	<b>26/33</b>	<b>0 350</b>

2-Pt. Conversions: Lloyd  
 Bears: 1-1, Opponents: 0-0.

RUSHING	No	Yds	Avg	Lg	TD
Forté	316	1238	3.9	50t	8
Jones	34	109	3.2	16	0
Peterson	20	100	5.0	16	0
Wolfe	15	69	4.6	38	0
Hester	6	61	10.2	20	0
Orton	24	49	2.0	12	3
McKie	11	26	2.4	6	2
Grossman	3	14	4.7	17	0
Davis	1	3	3.0	3	0
Booker	1	3	0.0	0	0
Davis	1	0	0.0	0	0
<b>BEARS</b>	<b>434</b>	<b>1673</b>	<b>3.9</b>	<b>50t</b>	<b>15</b>
<b>OPPONENTS</b>	<b>437</b>	<b>1496</b>	<b>3.4</b>	<b>59</b>	<b>16</b>

RECEIVING	No	Yds	Avg	Lg	TD
Forté	63	477	7.6	19	4
Olsen	54	574	10.6	52	5
Hester	51	665	13.0	65t	3
Clark	41	367	9.0	35	1
Davis	35	445	12.7	36	2
Lloyd	26	364	14.0	32	2
Booker	14	211	15.1	51t	2
McKie	11	64	5.8	12	1
Peterson	6	45	7.5	19	0
Jones	2	5	2.5	3	0
Davis	1	12	12.0	12	0
<b>BEARS</b>	<b>304</b>	<b>3229</b>	<b>10.6</b>	<b>65t</b>	<b>20</b>
<b>OPPONENTS</b>	<b>383</b>	<b>4076</b>	<b>10.6</b>	<b>99t</b>	<b>21</b>

PUNTING	No	Yds	Avg	Net	TB	In	Lg	B
Maynard	96	3957	41.2	38.1	5	40	67	0
<b>BEARS</b>	<b>96</b>	<b>3957</b>	<b>41.2</b>	<b>38.1</b>	<b>5</b>	<b>40</b>	<b>67</b>	<b>0</b>
<b>OPPONENTS</b>	<b>83</b>	<b>3525</b>	<b>42.5</b>	<b>37.4</b>	<b>8</b>	<b>22</b>	<b>65</b>	<b>2</b>

INTS	No	Yds	Avg	Lg	TD
Payne	4	147	36.8	50	0
Tillman	3	52	17.3	26t	1
Briggs	3	12	4.0	9	0
Urlacher	2	11	5.5	11	0
M. Brown	2	0	0.0	0	0
Steltz	1	44	44.0	44	0
Manning	1	42	42.0	42	0
Graham	1	6	6.0	6	0
Bowman	1	0	0.0	0	0
McBride	1	0	0.0	0	0
Ogunleye	1	0	0.0	0	0
Vasher	1	0	0.0	0	0
A. Brown	1	-2	-2.0	-2	0
<b>BEARS</b>	<b>22</b>	<b>312</b>	<b>14.2</b>	<b>50</b>	<b>1</b>
<b>OPPONENTS</b>	<b>14</b>	<b>219</b>	<b>15.6</b>	<b>45t</b>	<b>1</b>

KO RETURNS	No	Yds	Avg	Lg	TD
Manning	36	1070	29.7	83t	1
Hester	31	679	21.9	51	0
Wolfe	5	98	19.6	33	0
McKie	2	38	19.0	20	0
K. Davis	1	13	13.0	13	0
R. Davis	1	10	10.0	10	0
Peterson	1	11	11.0	11	0
<b>BEARS</b>	<b>77</b>	<b>1919</b>	<b>24.9</b>	<b>83t</b>	<b>1</b>
<b>OPPONENTS</b>	<b>68</b>	<b>1656</b>	<b>24.4</b>	<b>85t</b>	<b>0</b>

PUNT RET.	Ret	FC	Yds	Avg	Lg	TD
Hester	32	14	198	6.2	25	0
Vasher	6	1	46	7.7	18	0
Bennett	1	0	17	17.0	17	0
<b>BEARS</b>	<b>39</b>	<b>15</b>	<b>261</b>	<b>6.7</b>	<b>25</b>	<b>0</b>
<b>OPPONENTS</b>	<b>36</b>	<b>27</b>	<b>203</b>	<b>5.6</b>	<b>31</b>	<b>0</b>

FGs	1-19	20-29	30-39	40-49	50+
Gould	0/0	6/6	12/12	8/11	0/0
<b>BEARS</b>	<b>0/0</b>	<b>6/6</b>	<b>12/12</b>	<b>8/11</b>	<b>0/0</b>
<b>OPPONENTS</b>	<b>0/0</b>	<b>8/8</b>	<b>8/10</b>	<b>8/12</b>	<b>2/3</b>
Gould:(41G,25G)(26G)(40G,43G,28G,49N)(41G)(37G,45G)(36G,32G)(26G,42G,48G)(36G,41G)(48B)(35G)(43G,38G)(0/22G,36G,35G)(28G,35G)(31G,38G)(37G)					
<b>OPPONENTS:(39G,34G)(37G,45G)(35G,21G)(50N,47N,24G,31G)(0/29G,48G,32G,41G,33N,48G)(42G,23G)(52G)(49N)(53G,33G,45G)(40N,43G)(23G,27G)(42G)(30G)(46N,28G,38B)(22G)</b>					

DEFENSE	T	S	A	FF	FR	PD	Sa	Int
(Top 10)								
Briggs	136	83	53	1	2	7	0.5	3
Payne	129	73	56	0	0	5	1.0	4
Urlacher	107	69	38	0	1	6	0.0	2
M. Brown	101	63	38	0	0	4	1.0	2
Graham	93	73	20	1	1	6	0.0	1
Tillman	91	79	12	4	0	16	0.0	3
Ogunleye	58	34	24	0	4	5	0.0	1
Roach	40	25	15	0	0	1	0.0	0
Dvoracek	40	16	24	0	0	1	0.0	0
A. Brown	39	19	20	1	1	1	6.0	1

**SACKS:** A. Brown 6.0, Harris 5.0, Ogunleye 5.0, Idonlie 3.5, Harrison 2.0, Anderson 1.0, M. Brown 1.0, Hillenmeyer 1.0, Manning 1.0, Payne 1.0, Team 1.0, Briggs 0.5

**TEAM:** 28.0, **OPPONENTS:** 29.0

## USUAL STARTERS

Offense	Defense
WR.....Rashied Davis	RE.....Alex Brown
LT.....John St. Clair	NT.....Dusty Dvoracek
LG.....Josh Beekman	DT.....Tommie Harris
C.....Olin Kreutz	LE.....Adewale Ogunleye
RG.....Roberto Garza	WLB.....Lance Briggs
RT.....John Tait	MLB.....Brian Urlacher
TE.....Desmond Clark	SLB.....Nick Roach
WR.....Brandon Lloyd	RCB.....Corey Graham
QB.....Kyle Orton	LCB.....Charles Tillman
RB.....Matt Forte	SS.....Kevin Payne
FB.....Jason McKie	FS.....Mike Brown

## RANKINGS

Team Stats	Bears	Avg	Rank
Total Yards	4734	295.9	26
Rushing Yards	1673	104.6	24
Passing Yards	3061	191.3	21
Points Scored	375	23.4	14t

	Opp	Avg	Rank
Total Yards	5355	334.7	21
Rushing Yards	1496	93.5	5
Passing Yards	3859	241.2	30
Points Scored	350	21.9	16t

## 2009 CHICAGO BEARS STATISTICS

**Record: 7-9, .438****3rd Place, NFC North****Head Coach: Lovie Smith**

09/13	L	15-21	at Green Bay	70,920
09/20	W	17-14	PITTSBURGH	62,231
09/27	W	25-19	at Seattle	67,938
10/04	W	48-24	DETROIT	62,192
10/18	L	14-21	at Atlanta	68,082
10/25	L	10-45	at Cincinnati	64,900
11/01	W	30-6	CLEVELAND	62,262
11/08	L	21-41	ARIZONA	62,309
11/12	L	6-10	at San Francisco	69,732
11/22	L	20-24	PHILADELPHIA	62,421
11/29	L	10-36	at Minnesota	63,954
12/06	W	17-9	ST. LOUIS	61,892
12/13	L	14-21	GREEN BAY	62,214
12/20	L	7-31	at Baltimore	71,011
12/28	W	36-30	at MINNESOTA	62,479
01/03	W	37-23	at Detroit	56,677

	Bears	Opp
<b>TOTAL FIRST DOWNS</b>	<b>262</b>	<b>312</b>
Rushing	71	105
Passing	170	186
Penalty	21	21
3rd Down: Made/Att	81/217	93/226
3rd Down Pct.	37.3	41.2
4th Down: Made/Att	7/18	6/13
4th Down Pct.	38.9	46.2
<b>POSSESSION AVG.</b>	<b>28:27</b>	<b>31:33</b>
<b>TOTAL NET YARDS</b>	<b>4965</b>	<b>5404</b>
Avg. Per Game	310.3	337.8
Total Plays	971	1033
Avg. Per Play	5.1	5.2
<b>NET YARDS RUSHING</b>	<b>1492</b>	<b>2022</b>
Avg. Per Game	93.3	126.4
Total Rushes	373	467
<b>NET YARDS PASSING</b>	<b>3473</b>	<b>3382</b>
Avg. Per Game	217.1	211.4
Sacked/Yards Lost	35/204	35/272
Gross Yards	3677	3654
Att./Comp.	563/340	531/341
Completion Pct.	60.4	64.2
Had Intercepted	27	13
<b>PUNTS/AVERAGE</b>	<b>77/41.4</b>	<b>71/42.6</b>
<b>NET PUNTING AVG.</b>	<b>77/37.4</b>	<b>71/36.3</b>
<b>PENALTIES/YARDS</b>	<b>100/836</b>	<b>88/744</b>
<b>FUMBLES/BALL LOST</b>	<b>26/7</b>	<b>27/15</b>
<b>TOUCHDOWNS</b>	<b>36</b>	<b>43</b>
Rushing	6	14
Passing	27	29
Returns	3	0

PASSING	Att	Cmp	Yds	Cmp%	Yds/Att	TD	TD%	Int	Int%	Lg	Sack/Lost	Rating
WR.....Earl Bennett	555	336	3666	60.5	6.61	27	4.9	26	4.7	71	35/204	76.8
LT.....Orlando Pace												
LG.....Frank Omiyale												
C.....Olin Kreutz	7	3	11	42.9	1.57	0	0.0	1	14.3	5	0/0	10.7
RG.....Roberto Garza	1	1	0	100.0	0.00	0	0.0	0	0.0	0	0/0	79.2
RT.....Chris Williams												
TE.....Greg Olsen												
WR.....Devin Hester												
QB.....Jay Cutler												
RB.....Matt Forte												
FB.....Jason McKie												
<b>BEARS</b>	<b>563</b>	<b>340</b>	<b>3677</b>	<b>60.4</b>	<b>6.53</b>	<b>27</b>	<b>4.8</b>	<b>27</b>	<b>4.8</b>	<b>71</b>	<b>35/204</b>	<b>75.6</b>
<b>OPPONENTS</b>	<b>531</b>	<b>341</b>	<b>3654</b>	<b>64.2</b>	<b>6.88</b>	<b>29</b>	<b>5.5</b>	<b>13</b>	<b>2.4</b>	<b>50t</b>	<b>35/272</b>	<b>92.3</b>

Score by Period	1	2	3	4	OT	Tot
BEARS	36	106	85	94	6	327
OPPONENTS	96	112	69	98	0	375

SCORING	TDs	Ru	Pa	R	K	PAT	FG	S	Pts
Gould	0	0	0	0	0	33/33	24/28	0	105
Olsen	8	0	8	0				0	48
Knox	6	0	5	1				0	36
Forté	4	4	0	0				0	26
Aromashodu	4	0	4	0				0	24
Bennett	3	0	2	1				0	20
K. Davis	3	0	3	0				0	18
Hester	3	0	3	0				0	18
Clark	2	0	2	0				0	12
Cutler	1	1	0	0				0	6
Tillman	1	0	0	1				0	6
Wolfe	1	1	0	0				0	6
Manning	0	0	0	0				1	2
<b>BEARS</b>	<b>36</b>	<b>6</b>	<b>27</b>	<b>3</b>	<b>33/33</b>	<b>24/28</b>	<b>1</b>	<b>2</b>	<b>327</b>
<b>OPPONENTS</b>	<b>43</b>	<b>14</b>	<b>29</b>	<b>0</b>	<b>38/40</b>	<b>25/33</b>	<b>0</b>	<b>375</b>	<b>375</b>

2-Pt. Conversions: Bennett, Forté

Bears: 2-2, Opponents: 2-3.

RUSHING	No	Yds	Avg	Lg	TD
Forté	258	929	3.6	61	4
Bell	40	220	5.5	72	0
Cutler	40	173	4.3	30	1
Wolfe	22	120	5.5	36	1
Peterson	7	51	7.3	15	0
Hester	6	-1	-0.3	7	0
<b>BEARS</b>	<b>373</b>	<b>1492</b>	<b>4.0</b>	<b>72</b>	<b>6</b>
<b>OPPONENTS</b>	<b>467</b>	<b>2022</b>	<b>4.3</b>	<b>62t</b>	<b>14</b>

RECEIVING	No	Yds	Avg	Lg	TD
Olsen	60	612	10.2	41	8
Hester	57	757	13.3	48	3
Forté	57	471	8.3	37	0
Bennett	54	717	13.3	71	2
Knox	45	527	11.7	68	5
Aromashodu	24	298	12.4	39t	4
Clark	19	145	7.6	26	2
K. Davis	9	75	8.3	18	3
R. Davis	5	35	7.0	10	0
McKie	5	13	2.6	8	0
Wolfe	2	12	6.0	12	0
Peterson	2	11	5.5	7	0
Bell	1	4	4.0	4	0
<b>BEARS</b>	<b>340</b>	<b>3677</b>	<b>10.8</b>	<b>71</b>	<b>27</b>
<b>OPPONENTS</b>	<b>341</b>	<b>3654</b>	<b>10.7</b>	<b>50t</b>	<b>29</b>

PUNTING	No	Yds	Avg	Net	TB	In	Lg	B
Maynard	77	3191	41.4	37.4	2	26	66	0
<b>BEARS</b>	<b>77</b>	<b>3191</b>	<b>41.4</b>	<b>37.4</b>	<b>2</b>	<b>26</b>	<b>66</b>	<b>0</b>
<b>OPPONENTS</b>	<b>71</b>	<b>3026</b>	<b>42.6</b>	<b>36.3</b>	<b>6</b>	<b>21</b>	<b>61</b>	<b>0</b>

INTS	No	Yds	Avg	Lg	TD
Bowman	6	67	11.2	39	0
Tillman	2	35	17.5	21t	1
Manning	1	35	35.0	35	0
Harris	1	6	6.0	6	0
Vasher	1	1	1.0	1	0
Briggs	1	0	0.0	0	0
Hillennmeyer	1	0	0.0	0	0
<b>BEARS</b>	<b>13</b>	<b>144</b>	<b>11.1</b>	<b>39</b>	<b>1</b>
<b>OPPONENTS</b>	<b>27</b>	<b>365</b>	<b>13.5</b>	<b>67</b>	<b>0</b>

KO RETURNS	No	Yds	Avg	Lg	TD
Knox	32	927	29.0	102t	1
Manning	28	744	26.6	59	0
R. Davis	9	114	12.7	22	0
Hester	7	156	22.3	44	0
Bennett	2	40	20.0	22	0
Aromashodu	1	18	18.0	18	0
Idonjide	1	0	0.0	0	0
<b>BEARS</b>	<b>80</b>	<b>1999</b>	<b>25.0</b>	<b>102t</b>	<b>1</b>
<b>OPPONENTS</b>	<b>64</b>	<b>1552</b>	<b>24.3</b>	<b>62</b>	<b>0</b>

PUNT RET.	Ret	FC	Yds	Avg	Lg	TD
Hester	24	5	187	7.8	33	0
Bennett	14	2	143	10.2	49t	1
Knox	1	0	0	0.0	0	0
<b>BEARS</b>	<b>39</b>	<b>7</b>	<b>330</b>	<b>8.5</b>	<b>49t</b>	<b>1</b>
<b>OPPONENTS</b>	<b>34</b>	<b>14</b>	<b>272</b>	<b>8.0</b>	<b>53</b>	<b>0</b>

FGs	1-19	20-29	30-39	40-49	50+
Gould	0/0	9/9	6/6	7/10	2/3
<b>BEARS</b>	<b>0/0</b>	<b>9/9</b>	<b>6/6</b>	<b>7/10</b>	<b>2/3</b>
<b>OPPONENTS</b>	<b>0/0</b>	<b>6/6</b>	<b>8/12</b>	<b>8/12</b>	<b>3/3</b>
Gould:(47G, 21G)(44G)(53N, 37G)(52G, 22G)					
() (22G)(37G, 29G, 32G)(48B)(50G, 38G)					
(45G, 28G, 28G, 49G, 48B)(38G)(27G)(11)					
(22G, 42G, 41G, 45N)(44G, 28G, 34G)					
<b>OPPONENTS:</b> (49N, 52G, 39G)(38N, 43N)					
(46G, 37G, 43N, 34N, 39G, 46G)(35G)(1)(29G)					
() (43G, 30G)(39N, 21G)(25G)(52G, 37G, 20G)					
(20G, 48G, 50G)(33G, 26G, 42N)(30N, 40G)(41G)					
(42G, 48G, 32G)					

DEFENSE	T	S	A	FF	FR	PD	Sa	Int
Briggs	147	97	50	0	0	2	2.5	1
Hillennmeyer	105	62	43	0	1	6	2.5	1
Tillman	86	64	22	6	1	7	0.0	2
Roach	82	47	35	3	1	4	2.0	0
Manning	77	54	23	2	2	3	1.0	1
Bowman	75	56	19	1	0	6	0.0	6
Afalava	70	45	25	1	1	6	2.0	0
Payne	60	41	19	0	5	0	0.0	0
Williams	49	31	18	0	2	0	0.0	0
A. Adams	42	18	24	0	2	1	2.0	0
<b>SACKS:</b> Ogunleye 6.5, A. Brown 6.0, Anderson 3.5, Briggs 2.5, Idonjide 2.5, Harris 2.5, Hillennmeyer 2.5, A. Adams 2.0, Afalava 2.0, Roach 2.0, Harrison 1.0, Manning 1.0, Team 1.0								
<b>TEAM:</b> 35.0, <b>OPPONENTS:</b> 35.0								

## USUAL STARTERS

Offense	Defense
WR.....Earl Bennett	RE.....Alex Brown
LT.....Orlando Pace	NT.....Anthony Adams
LG.....Frank Omiyale	DT.....Tommie Harris
C.....Olin Kreutz	LE.....Adewale Ogunleye
RG.....Roberto Garza	WLB.....Lance Briggs
RT.....Chris Williams	MLB.....Hunter Hillennmeyer
TE.....Greg Olsen	SLB.....Nick Roach
WR.....Devin Hester	RCB.....Zackary Bowman
QB.....Jay Cutler	LCB.....Charles Tillman
RB.....Matt Forte	SS.....Al Afalava
FB.....Jason McKie	FS.....Daniele Manning

## RANKINGS

Team Stats	BEARS	Avg	Rank
Total Yards	4734	295.9	26
Rushing Yards	1673	104.6	24
Passing Yards	3061	191.3	21
Points Scored	375	23.4	14t

	Opp	Avg	Rank
Total Yards	5355	334.7	21
Rushing Yards	1496	93.5	5
Passing Yards	3859	241.2	30
Points Scored	350	21.9	16t

2010 CHICAGO BEARS STATISTICS

Record: 11-5, .688  
1st Place, NFC North  
Head Coach: Lovie Smith

09/12	W	19-14	DETROIT	62,080
09/19	W	27-20	at Dallas	85,168
09/27	W	20-17	GREEN BAY	62,179
10/03	L	3-17	at NY Giants	77,716
10/10	W	23-6	at Carolina	73,464
10/17	L	20-23	SEATTLE	62,137
10/24	L	14-17	WASHINGTON	62,155
11/07	W	22-19	at Buffalo*	50,746
11/14	W	27-13	MINNESOTA	62,206
11/18	W	16-0	at Miami	68,752
11/28	W	31-26	PHILADELPHIA	62,147
12/05	W	24-20	at Detroit	58,119
12/12	L	7-36	NEW ENGLAND	62,347
12/20	W	40-14	at Minnesota	40,504
12/26	W	38-34	NY JETS	62,310
01/02	L	3-10	at Green Bay	70,833
PLAYOFFS				
01/16	W	35-24	SEATTLE	62,265
01/23	L	14-21	GREEN BAY	62,377
* at Toronto				

	Bears		Opp			
TOTAL FIRST DOWNS	263		282			
Rushing	76		88			
Passing	163		183			
Penalty	24		11			
3rd Down: Made/Att	64/195		75/216			
3rd Down Pct.	32.8		34.7			
4th Down: Made/Att	2/7		6/13			
4th Down Pct.	28.6		46.2			
POSSESSION AVG.	29.31		30.29			
TOTAL NET YARDS	4631		5029			
Avg. Per Game	289.4		314.3			
Total Plays	936		1002			
Avg. Per Play	4.9		5.0			
NET YARDS RUSHING	1616		1441			
Avg. Per Game	101.0		90.1			
Total Rushes	414		386			
NET YARDS PASSING	3015		3588			
Avg. Per Game	188.4		224.3			
Sacked/Yards Lost	56/382		34/232			
Gross Yards	3397		3820			
Att /Comp.	466/276		582/363			
Completion Pct.	59.2		62.4			
Had Intercepted	21		21			
PUNTS/AVERAGE	83/40.1		88/40.6			
NET PUNTING AVG.	83/35.2		88/32.6			
PENALTIES/YARDS	91/768		93/790			
FUMBLES/BALL LOST	19/10		37/14			
TOUCHDOWNS	37		32			
Rushing	10		14			
Passing	23		14			
Returns	4		4			
PASSING	Att	Cmp	Yds	Cmp%	Yd/Att	TD
Cutler	432	261	3274	60.4	7.6	23
Collins	27	10	68	37.0	2.5	0
Hanie	7	5	55	71.4	7.9	0
BEARS	466	276	3397	59.2	7.3	23
OPPONENTS	582	363	3820	62.4	6.6	14

Score by Period	1	2	3	4	OT	Tot
BEARS	88	95	84	67	0	334
OPPONENTS	68	111	54	53	0	286

SCORING	TDs: Ru-Pa-R	K-PAT	FG	S	Pts	
Gould	0	0	0	0	35/35 25/30	0 110
Forté	9	6	3	0		0 56
Hester	7	0	4	3		0 42
Olsen	5	0	5	0		0 30
Knox	5	0	5	0		0 30
Bennett	3	0	3	0		0 18
Taylor	3	3	0	0		0 18
Manumaleuna	1	0	1	0		0 6
R. Davis	1	0	1	0		0 6
Cutler	1	1	0	0		0 6
K. Davis	1	0	1	0		0 6
Moore	1	0	0	1		0 6
BEARS	37	10	23	4	35/35 25/30	0 334

2-Pt. Conversions: Forté,  
Bears: 1-2, Opponents: 0-1.

RUSHING	No	Yds	Avg	Lg	TD
Forté	237	1069	4.5	68t	6
Taylor	112	267	2.4	24	3
Cutler	50	232	4.6	25	1
Hester	7	30	4.3	11	0
Bennett	2	9	4.5	5	0
Wolfe	4	8	2.0	7	0
Knox	1	2	2.0	2	0
Hanie	1	-1	-1.0	-1	0
BEARS	414	1616	3.9	68t	10
OPPONENTS	386	1441	3.7	45	14

RECEIVING	No	Yds	Avg	Lg	TD
Knox	51	960	18.8	67t	5
Forté	51	547	10.7	89t	3
Bennett	46	561	12.2	48	3
Olsen	41	404	9.9	39t	5
Hester	40	475	11.9	39	4
Taylor	20	139	7.0	18	0
Aromashodu	10	149	14.9	34	0
R. Davis	9	84	9.3	21	1
Manumaleuna	5	43	8.6	16	1
K. Davis	1	19	19.0	19t	1
Clark	1	12	12.0	12	0
Williams	1	4	4.0	4	0
BEARS	276	3397	12.3	89t	23
OPPONENTS	363	3820	10.5	59t	14

PUNTING	No	Yds	Avg	Net	TB	In	Lg	B
Maynard	83	3326	40.1	35.2	5	24	56	0
BEARS	83	3326	40.1	35.2	5	24	56	0
OPPONENTS	88	3569	40.6	32.6	7	30	58	0

INTS	No	Yds	Avg	Lg	TD
Tillman	5	127	25.4	56	0
C. Harris	5	69	13.8	39	0
D. Moore	4	95	23.8	54t	1
Briggs	2	1	0.5	1	0
Peppers	2	1	0.5	1	0
Jennings	1	39	39.0	39	0
Manning	1	0	0.0	0	0
Urlacher	1	0	0.0	0	0
BEARS	21	332	15.8	56	1
OPPONENTS	21	247	11.8	92t	2

KO RETURNS	No	Yds	Avg	Lg	TD
Manning	33	816	24.7	62	0
Hester	12	427	35.6	79	0
Knox	8	182	22.8	42	0
R. Davis	5	70	14.0	32	0
K. Davis	1	2	2.0	2	0
BEARS	59	1497	25.4	79	0
OPPONENTS	59	1448	23.8	60	0

PUNT RET.	Ret	FC	Yds	Avg	Lg	TD
Hester	33	10	564	17.1	89t	3
BEARS	33	10	564	17.1	89t	3
OPPONENTS	39	10	303	7.8	62t	1

FGs	1-19	20-29	30-39	40-49	50+
Gould	1/1	9/9	8/9	4/7	3/4
BEARS	1/1	9/9	8/9	4/7	3/4
OPPONENTS	0/0	9/9	7/11	3/4	2/3
Gould:(20G,31G)(38G,40G)(49N,25G,19G)(40G)(28G,53G,43G)(34G,24G,54B)(1)(42N)(43N,34G,37G)(47G,24G,50G)(23G)(54G)(1)(29G,23G,34G,20G)(37G,35N)(30G)					
OPPONENTS:(1)(28G,44N,48G)(38G,37B)(22G,38N)(24G,51N,53G)(1)(46G,37N)(1)(36G,39N,33G)(1)(45G,36G,22G,36G)(50G,25G)(30G,25G,29G)(1)(26G,34G)(23G)					

DEFENSE	T	S	A	FF	FR	PD	Sa	Int
Urlacher	146	90	56	2	3	13	4.0	1
Briggs	121	75	46	2	1	7	2.0	2
Tillman	101	66	35	3	2	11	0.0	5
C. Harris	96	57	39	0	2	2	0.0	1
Manning	85	55	30	0	0	5	0.0	1
Jennings	66	41	25	1	1	9	0.0	1
Tinoisamoa	51	22	29	1	0	1	1.0	0
Peppers	50	33	17	3	0	7	8.0	2
Idonije	46	25	21	3	0	5	8.0	0
D. Moore	44	29	15	0	3	1	1.0	4
Sacks: Idonije 8.0, Peppers 8.0, Urlacher 4.0, Melton 2.5, Adams 2.0, Toaina 2.0, Briggs 2.0, T. Harris 1.5, Wootton 1.0, D. Moore 1.0, Tinoisamoa 1.0, Iwuh 1.0								
TEAM: 34.0, OPPONENTS: 56.0								

USUAL STARTERS

Offense	Defense
WR.....Johnny Knox	RE.....Julius Peppers
LT.....Frank Omyale	NT.....Anthony Adams
LG.....Chris Williams	DE.....Matt Toaina
C.....Olin Kreutz	LE.....Israel Idonije
RG.....Roberto Garza	WLB.....Lance Briggs
RT.....JMarcus Webb	MLB.....Brian Urlacher
TE.....Greg Olsen	SLB.....Pisa Tinoisamoa
WR.....Devin Hester	RCB.....Charles Tillman
QB.....Jay Cutler	LCB.....Tim Jennings
RB.....Matt Forté	SS.....Daniele Manning
FB.....Brandon Manumaleuna	FS.....Chris Harris

RANKINGS

Team Stats	Bears	Avg	Rank
Total Yards .....	4631	289.4	30
Rushing Yards .....	1616	101.0	22
Passing Yards .....	3015	188.4	28
Points Scored .....	334	20.9	21

	Opp	Avg	Rank
Total Yards .....	5029	314.3	9
Rushing Yards .....	1441	90.1	2
Passing Yards .....	3588	224.3	20
Points Scored .....	286	17.9	4

## 2011 CHICAGO BEARS STATISTICS

**Record: 8-8, .500****3rd Place, NFC North****Head Coach: Lovie Smith**

09/11	W	30-12	ATLANTA	62,115
09/18	L	13-30	at New Orleans	73,019
09/25	L	17-27	GREEN BAY	62,339
10/02	W	34-29	CAROLINA	62,135
10/10	L	13-24	at Detroit	67,861
10/16	W	39-10	MINNESOTA	62,322
10/23	W	24-18	vs. Tampa Bay*	76,981
11/07	W	30-24	at Philadelphia	69,144
11/13	W	37-13	DETROIT	62,396
11/20	W	31-20	SAN DIEGO	62,344
11/27	L	20-25	at Oakland	59,244
12/04	L	3-10	KANSAS CITY	61,973
12/11	L	10-13	ot at Denver	76,487
12/18	L	14-38	SEATTLE	61,542
12/25	L	21-35	at Green Bay	70,574
01/01	W	17-13	at Minnesota	62,867

\* In London, England (Wembley Stadium)

	Bears	Opp.				
TOTAL FIRST DOWNS	271	291				
Rushing	97	75				
Passing	153	199				
Penalty	21	17				
3rd Down: Made/Att	66/203	80/229				
3rd Down Pct.	32.5	34.9				
4th Down: Made/Att	2/8	7/17				
4th Down Pct.	25.0	41.2				
POSSESSION AVG.	30.13	29.47				
TOTAL NET YARDS	5026	5607				
Avg. Per Game	314.1	350.4				
Total Plays	978	1048				
Avg. Per Play	5.1	5.4				
NET YARDS RUSHING	2015	1542				
Avg. Per Game	125.9	96.4				
Total Rushes	456	384				
NET YARDS PASSING	3011	4065				
Avg. Per Game	188.2	254.1				
Sacked/Yards Lost	49/335	33/208				
Good Yards	3346	4273				
Att./Comp.	473/268	631/383				
Completion Pct.	56.7	60.7				
Had Intercepted	20	20				
PUNTS/AVERAGE	89/43.9	85/42.7				
NET PUNTING AVG.	40.4	36.7				
PENALTIES/YARDS	104/800	98/719				
FUMBLES/BALL LOST	26/9	23/11				
TOUCHDOWNS	38	36				
Rushing	10	10				
Passing	18	22				
Returns	10	4				
PASSING	Att	Cmp	Yds	Cmp%	Yd/Att	TD
Cutler	314	182	2319	58.0	7.39	13
Hanie	102	51	613	50.0	6.01	6.01
McCown	55	35	414	63.6	7.53	7.53
Forté	1	0	0	0.0	0.00	0.00
Podlesh	1	0	0	0.0	0.00	0.00
BEARS	473	268	3346	56.7	7.07	7.07
OPPONENTS	631	383	4273	60.7	6.77	6.77

Score by Period	1	2	3	4	OT	Tot
BEARS	71	128	82	66	0	353
OPPONENTS	51	99	95	93	3	341

SCORING	TDs	Ru-Pa	R	K-PAT	FG	S	Pts	
Gould	0	0	0	0	37/37	28/32	0	121
Barber	6	6	0	0	0	0	36	
K. Davis	5	5	0	0	0	0	30	
Forté	4	3	1	0	0	0	24	
Hester	4	0	1	3	0	0	24	
Sanzenbacher	3	0	3	0	0	0	18	
Knox	2	0	2	0	0	0	12	
Spaeth	2	0	2	0	0	0	12	
Tillman	2	0	2	0	0	0	12	
R. Williams	2	0	2	0	0	0	12	
Bell	1	0	1	0	0	0	6	
Bennett	1	0	1	0	0	0	6	
Cutler	1	1	0	0	0	0	6	
Idonije	1	0	1	0	0	0	6	
D. Moore	1	0	1	0	0	0	6	
Urlacher	1	0	1	0	0	0	6	
E. Williams	1	0	1	0	0	0	6	
Wright	1	0	1	0	0	0	6	
McCown	0	0	0	0	0	0	2	
Paea	0	0	0	0	0	0	1	2

2-Pt. Conversions: McCowen,

Bears: 1-1, Opponents: 0-3.

RUSHING	No	Yds	Avg	Lg	TD
Forté	203	997	4.9	46	3
Barber	114	422	3.7	29	6
Bell	79	337	4.3	26	0
Hanie	13	98	7.5	24	0
McCowen	12	68	5.7	28	0
Cutler	18	55	3.1	12	1
Allen	15	48	3.2	13	0
Sanzenbacher	1	-4	-4.0	-4	0
Hester	1	-6	-6.0	-6	0
<b>BEARS</b>	<b>456</b>	<b>2015</b>	<b>4.4</b>	<b>46</b>	<b>10</b>
<b>OPPONENTS</b>	<b>384</b>	<b>1542</b>	<b>4.0</b>	<b>88t</b>	<b>10</b>

RECEIVING	No	Yds	Avg	Lg	TD
Forté	52	490	9.4	56t	1
Knox	37	727	19.6	81	2
R. Williams	37	507	13.7	25t	2
Sanzenbacher	27	276	10.2	22	3
Hester	26	369	14.2	53	1
Bennett	24	381	15.9	49	1
Bell	19	133	7.0	25t	1
Davis	18	206	11.4	32t	5
Hurd	8	109	13.6	28	0
Clutts	8	48	6.0	10	0
Spaeth	7	50	7.1	13	2
Barber	5	50	10.0	16	0
<b>BEARS</b>	<b>268</b>	<b>3346</b>	<b>12.5</b>	<b>81</b>	<b>18</b>
<b>OPPONENTS</b>	<b>383</b>	<b>4273</b>	<b>11.2</b>	<b>79t</b>	<b>22</b>

PUNTING	No	Yds	Avg	Net	TB	In	Lg	B
Podlesh	89	3903	43.9	40.4	4	21	70	0
<b>BEARS</b>	<b>89</b>	<b>3903</b>	<b>43.9</b>	<b>40.4</b>	<b>4</b>	<b>21</b>	<b>70</b>	<b>0</b>
<b>OPPONENTS</b>	<b>85</b>	<b>3628</b>	<b>42.7</b>	<b>36.7</b>	<b>2</b>	<b>27</b>	<b>80</b>	<b>0</b>

INTS	No	Yds	Avg	Lg	TD
Tillman	5	127	25.4	56	0
Moore	4	31	7.8	20t	1
Tillman	3	66	22.0	44t	2
Wright	3	60	20.0	36	1
Graham	3	11	3.7	10	0
Urlacher	3	7	2.3	8	0
Jennings	2	2	1.0	1	0
Briggs	1	0	0.0	0	0
Conte	1	0	0.0	0	0
<b>BEARS</b>	<b>20</b>	<b>177</b>	<b>8.9</b>	<b>44t</b>	<b>4</b>
<b>OPPONENTS</b>	<b>20</b>	<b>380</b>	<b>19.0</b>	<b>73</b>	<b>3</b>

KO RETURNS	No	Yds	Avg	Lg	TD
Hester	33	723	21.9	98t	1
Knox	15	397	26.5	56	0
Bell	2	45	22.5	25	0
Spaeth	2	14	7.0	7	0
Adams	1	0	0.0	0	0
Allen	1	17	17.0	17	0
Bennett	1	9	9.0	9	0
Clutts	1	9	9.0	9	0
Hurd	1	24	24.0	24	0
<b>BEARS</b>	<b>57</b>	<b>1238</b>	<b>21.7</b>	<b>98t</b>	<b>1</b>
<b>OPPONENTS</b>	<b>35</b>	<b>855</b>	<b>24.4</b>	<b>44</b>	<b>0</b>

PUNT RET.	Ret	FC	Yds	Avg	Lg	TD
Hester	28	15	454	16.2	82t	2
Bennett	1	1	7	7.0	7	0
Knox	1	0	9	9.0	9	0
<b>BEARS</b>	<b>30</b>	<b>16</b>	<b>470</b>	<b>15.7</b>	<b>82t</b>	<b>2</b>
<b>OPPONENTS</b>	<b>41</b>	<b>27</b>	<b>223</b>	<b>5.4</b>	<b>36</b>	<b>0</b>

FGs	1-19	20-29	30-39	40-49	50+
Gould	0/0	10/10	6/6	6/10	6/6
<b>BEARS</b>	<b>0/0</b>	<b>10/10</b>	<b>6/6</b>	<b>6/10</b>	<b>6/6</b>
<b>OPPONENTS</b>	<b>1/1</b>	<b>9/10</b>	<b>10/12</b>	<b>7/8</b>	<b>3/5</b>
Gould:(41G,23G,26G)(42G,38G)(25G)(20G,24G)					
(44G,49G)(51G,26G,22G)(41N,25G)(51G,38G,22G)					
(43G,35G,43N,50G)(42G)(50G,53G)(32G,41N)(57G)					
() (49N,35G,30G)(27G)					
<b>OPPONENTS:</b> (48G,25G)(31G,29G,53G)(37G,28G)					
(29G,39G,34B,38G,52N)(31G)(37G,38N)(33G)(47G)					
(29G,35G)(28G,55N,48G)(40G,47G,19G,37G,44G)(21G)					
(28B,59G,51G)(33G)() (26G,48B,26G)					

DEFENSE	T	S	A	FF	FR	PD	Sa	Int
Briggs	147	86	61	2	0	3	0	0
Urlacher	135	77	58	0	2	7	0	0
Tillman	113	83	30	4	2	13	1	0
Jennings	87	62	25	1	1	8	0	2
Wright	78	52	26	0	0	4	0	0
Roach	61	26	35	0	0	3	0	0
Moore	60	43	17	0	0	8	1	0
Idonije	57	28	29	1	2	0	5	0
Steltz	48	28	20	2	0	1	1	0
Conte	47	23	24	0	0	1	0	0
<b>Sacks:</b> Peppers 11.0, Melton 7.0, Idonije 5.0, Okoye 4.0, Paea 2.0, C. Davis 1.0, Steltz 1.0, Tillman 1.0, Team 1.0								
<b>TEAM: 33.0, OPPONENTS: 49.0</b>								

## USUAL STARTERS

Offense	Defense
WR.....Roy Williams	RE.....Julius Peppers
LT.....JMarcus Webb	NT.....Henry Melton
LG.....Chris Williams	DT.....Matt Toesina
C.....Roberto Garza	LE.....Israel Idonije
RG.....Chris Spencer	WLB.....Lance Briggs
RT.....Lance Louis	MLB.....Brian Urlacher
TE.....Kellen Davis	SLB.....Nick Roach
WR.....Devin Hester	RCB.....Charles Tillman
QB.....Jay Cutler	LCB.....Tim Jennings
RB.....Matt Forté	SS.....Major Wright
FB.....Tyler Clutts	FS.....Chris Conte

## RANKINGS

Team Stats	Bears	Avg	Rank
Total Yards	5026	314.1	24
Rushing Yards	2015	125.9	9
Passing Yards	3011	188.2	26
Points Scored	353	22.1	17
	Opp	Avg	Rank
Total Yards	5607	350.4	17
Rushing Yards	1542	96.4	5
Passing Yards	4065	254.1	28
Points Scored	341	21.3	14



## MEDIA GUIDE



2013 CHICAGO BEARS STATISTICS

Record: 8-8, .500  
2nd Place, NFC North  
Head Coach: Marc Trestman

09/08	W	24-21	CINCINNATI	62,213
09/15	W	31-30	MINNESOTA	62,181
09/22	W	40-23	at Pittsburgh	61,575
09/29	L	32-40	at Detroit	64,552
10/06	L	18-26	NEW ORLEANS	62,361
10/10	W	27-21	N.Y. GIANTS	62,374
10/20	L	41-45	at Washington	83,147
11/04	W	27-20	at Green Bay	78,122
11/10	L	19-21	DETROIT	62,431
11/17	W	23-20	ot BALTIMORE	62,367
11/24	L	21-42	at St. Louis	66,024
12/01	L	20-23	ot at Minnesota	64,134
12/09	W	45-28	DALLAS	62,229
12/15	W	38-31	at Cleveland	71,513
12/22	L	11-54	at Philadelphia	69,144
12/29	L	28-33	GREEN BAY	62,708

	Bears	Opp				
<b>TOTAL FIRST DOWNS</b>	<b>344</b>	<b>353</b>				
Rushing	102	147				
Passing	215	184				
Penalty	27	22				
3rd Down: Made/Att	83/197	83/200				
3rd Down Pct.	42.1%	41.5%				
4th Down: Made/Att	8/13	12/16				
4th Down Pct.	61.5%	75.0%				
<b>POSSESSION AVG.</b>	<b>30:25</b>	<b>29:35</b>				
<b>TOTAL NET YARDS</b>	<b>6109</b>	<b>6313</b>				
Avg. Per Game	381.8	394.6				
Total Plays	1013	1021				
Avg. Per Play	6.0	6.2				
<b>NET YARDS RUSHING</b>	<b>1828</b>	<b>2583</b>				
Avg. Per Game	114.3	161.4				
Total Rushes	404	483				
<b>NET YARDS PASSING</b>	<b>4281</b>	<b>3730</b>				
Avg. Per Game	267.6	233.1				
Sacked/Yards Lost	30/169	31/189				
Gross Yards	4450	3919				
Att./Comp.	579/373	507/315				
Completion Pct.	64.4%	62.1%				
Had Intercepted	13	19				
<b>PUNTS/AVERAGE</b>	<b>69/40.0</b>	<b>58/44.5</b>				
<b>NET PUNTING AVG.</b>	<b>37.3</b>	<b>38.4</b>				
<b>PENALTIES/YARDS</b>	<b>85/708</b>	<b>69/647</b>				
<b>FUMBLES/BALL LOST</b>	<b>21/10</b>	<b>25/9</b>				
<b>TOUCHDOWNS</b>	<b>52</b>	<b>56</b>				
Rushing	13	22				
Passing	32	25				
Returns	7	9				
<b>PASSING</b>	<b>Att</b>	<b>Cmp</b>	<b>Yds</b>	<b>Cmp %</b>	<b>Yd/Att</b>	<b>TD</b>
Cutler	355	224	2621	63.1%	7.4	19
McCown	224	149	1829	66.5%	8.2	13
<b>BEARS</b>	<b>579</b>	<b>373</b>	<b>4450</b>	<b>64.4%</b>	<b>7.7</b>	<b>32</b>
<b>OPPONENTS</b>	<b>507</b>	<b>315</b>	<b>3919</b>	<b>62.1%</b>	<b>7.7</b>	<b>25</b>

Score by Period	1	2	3	4	OT	Tot
BEARS	96	124	90	132	3	445
OPPONENTS	112	147	97	119	3	478

SCORING	TDs	Ru	Pa	R	K	PAT	FG	S	Pts
Gould	0	0	0	0	0	45/46	26/29	0	123
Marshall	12	0	12	0	0	0	0	76	
Forté	12	9	3	0	0	0	0	74	
Jeffery	7	0	7	0	0	0	0	44	
M. Bennett	5	0	5	0	0	0	0	30	
E. Bennett	4	0	4	0	0	0	0	26	
Bush	4	3	1	0	0	0	0	24	
Jennings	2	0	0	2	0	0	0	12	
Bass	1	0	0	1	0	0	0	6	
Bowman	1	0	0	1	0	0	0	6	
Wright	1	0	0	1	0	0	0	6	
Hester	1	0	0	1	0	0	0	6	
Peppers	1	0	0	1	0	0	0	6	
McCown	1	1	0	0	0	0	0	6	

BEARS 52 13 32 7 45/46 26/29 0 445  
OPPONENTS 56 22 25 9 54/54 28/30 1 478  
2-Pt. Conversions: B. Marshall 2, Forte, Jeffery, E. Bennett Bears: 5-6, Opponents: 1-2

RUSHING	No	Yds	Avg	Lg	TD
Forté	289	1339	4.6	55	9
Bush	63	197	3.1	40t	3
Cutler	23	118	5.1	18	0
Jeffery	16	105	6.6	38	0
McCown	13	69	5.3	20	1
<b>BEARS</b>	<b>404</b>	<b>1828</b>	<b>4.5</b>	<b>55</b>	<b>13</b>
<b>OPPONENTS</b>	<b>483</b>	<b>2583</b>	<b>5.3</b>	<b>65t</b>	<b>22</b>

RECEIVING	No	Yds	Avg	Lg	TD
Marshall	100	1295	13.0	44	12
Jeffery	89	1421	16.0	80t	7
Forté	74	594	8.0	34	3
M.Bennett	65	759	11.7	43	5
E.Bennett	32	243	7.6	17t	4
Fiammetta	4	57	14.3	30	0
Bush	4	48	12.0	17t	1
Wilson	2	13	6.5	10	0
Rosario	1	13	13.0	13	0
Weems	1	8	8.0	8	0
Long	1	-1	-1.0	-1	0
<b>BEARS</b>	<b>373</b>	<b>4450</b>	<b>11.9</b>	<b>80t</b>	<b>32</b>
<b>OPPONENTS</b>	<b>315</b>	<b>3919</b>	<b>12.4</b>	<b>48t</b>	<b>25</b>

PUNTING	No	Yds	Avg	Net	TB	In	Lg	B
Podlesh	68	2763	40.6	37.9	2	27	65	1
<b>BEARS</b>	<b>68</b>	<b>2763</b>	<b>40.6</b>	<b>37.9</b>	<b>2</b>	<b>27</b>	<b>65</b>	<b>1</b>
<b>OPPONENTS</b>	<b>58</b>	<b>2581</b>	<b>44.5</b>	<b>38.4</b>	<b>5</b>	<b>16</b>	<b>65</b>	<b>0</b>

INTS	No	Yds	Avg	Lg	TD
Jennings	4	111	27.8	48t	2
Tillman	3	69	23.0	41	0
Bowman	3	67	22.3	43t	1
Conte	3	48	16.0	35	0
Wright	2	46	23.0	38t	1
Greene	1	49	49.0	49	0
Bass	1	24	24.0	24t	1
Peppers	1	14	14.0	14	0
Bostic	1	0	0.0	0	0
<b>BEARS</b>	<b>19</b>	<b>428</b>	<b>22.5</b>	<b>49</b>	<b>5</b>
<b>OPPONENTS</b>	<b>13</b>	<b>225</b>	<b>17.3</b>	<b>54t</b>	<b>3</b>

KO RETURNS	No	Yds	Avg	Lg	TD
Hester	52	1436	27.6	80	0
Anderson	5	82	16.4	21	0
Weems	5	57	11.4	19	0
Ford	5	37	7.4	11	0
Rosario	2	10	5.0	6	0
Marshall	1	-8	-8.0	0	0
<b>BEARS</b>	<b>70</b>	<b>1614</b>	<b>23.1</b>	<b>80</b>	<b>0</b>
<b>OPPONENTS</b>	<b>47</b>	<b>883</b>	<b>18.8</b>	<b>105t</b>	<b>1</b>

PUNT RET.	Ret	FC	Yds	Avg	Lg	TD
Hester	18	11	256	14.2	81t	1
Weems	0	1	0	0.0	0	0
<b>BEARS</b>	<b>18</b>	<b>12</b>	<b>256</b>	<b>14.2</b>	<b>81t</b>	<b>1</b>
<b>OPPONENTS</b>	<b>15</b>	<b>25</b>	<b>111</b>	<b>7.4</b>	<b>57</b>	<b>0</b>

FGs	1-19	20-29	30-39	40-49	50+
Gould	0/0	11/11	6/7	6/7	3/4
<b>BEARS</b>	<b>0/0</b>	<b>11/11</b>	<b>6/7</b>	<b>6/7</b>	<b>3/4</b>
<b>OPPONENTS</b>	<b>1/1</b>	<b>9/9</b>	<b>10/10</b>	<b>7/8</b>	<b>1/2</b>
Gould:(58G)(20G)(47G,32G)(34G,28G,25G)(27G)					
(40G,52G)(47G,34N,49G)(24G,27G)(25G,32G)					
(20G,46G,38G)(30G,40G, 66N,47N)(27G,34G,23G)					
(23G)(50G)0					
<b>OPPONENTS:</b> 0(28G,28G,22G)(27G,36G,44G)					
(23G,31G,41G, 43G)(47G,19G,36G,48G)0(39G)(30G,23G)					
(45N)(52G,21G)(29G,40G)(32G,30G,57N,34G)0(35G)					
(49G)(33G,27G)					

DEFENSE	T	S	A	FF	FR	PD	Sa	Int
(Top 10)								
Anderson	129.5	76	42	0	1	3	4	0
Wright	117	97	20	2	0	1	0	0
Conte	95	70	24	1	0	7	0	0
Briggs	87	51	23	2	0	5	3	0
Bostic	75.5	46	24	0	1	0	1	0
Jennings	66	54	12	3	1	12	0	4
Frey	62	38	24	0	0	2	0	0
Tillman	52.5	30	20	3	0	4	0	0
Bowman	49	39	8	0	0	10	0	3
Peppers	48.5	26	11	2	1	4	7	0
<b>Sacks:</b> Peppers 7.0, Anderson 4.0, McClellin 4.0, Wootton 3.0, Briggs 3.0, Bostic 2.0, Williams 2.0, Paea 1.5, Ratliff 1.5, Bass 1.0, Ozuogwu 1.0, Collins 1.0. <b>TEAM:</b> 31.0, <b>OPPONENTS:</b> 30.0								

USUAL STARTERS				RANKINGS			
Offense		Defense		Team Stats	Bears	Avg	Rank
WR.....	Brandon Marshall	RE.....	Julius Peppers	Total Yards.....	6109	381.8	8
LT.....	Jermion Bushrod	NT.....	Stephen Paea	Rushing Yards.....	1828	114.3	16
LG.....	Matt Slauson	DT.....	Corey Wootton	Passing Yards.....	4281	267.6	5
C.....	Roberto Garza	LE.....	Shea McClellin	Points Scored.....	445	27.8	2
RG.....	Kyle Long	WLB.....	Lance Briggs				
RT.....	Jordan Mills	MLB.....	Jonathan Bostic				
TE.....	Martellus Bennett	SLB.....	James Anderson	Total Yards.....	6313	394.6	30
WR.....	Alshon Jeffery	RCB.....	Charles Tillman	Rushing Yards.....	2583	161.4	32
QB.....	Jay Cutler	LCB.....	Tim Jennings	Passing Yards.....	3730	233.1	15
RB.....	Matt Forte	SS.....	Major Wright	Points Scored.....	478	29.9	30th
FB.....	Tony Fiammetta	FS.....	Chris Conte				

RANKINGS			
Team Stats	Bears	Avg	Rank
Total Yards.....	6109.....	381.8.....	8
Rushing Yards.....	1828.....	114.3.....	16
Passing Yards.....	4281.....	267.6.....	5
Points Scored.....	445.....	27.8.....	2
	Opp	Avg	Rank
Total Yards.....	6313.....	394.6.....	30
Rushing Yards.....	2583.....	161.4.....	32
Passing Yards.....	3730.....	233.1.....	15
Points Scored.....	478.....	29.9.....	30t



### 2015 CHICAGO BEARS STATISTICS

**Record: 6-10, .375**

**4th Place, NFC North**

**Head Coach: John Fox**

09/13	L	23-31	GREEN BAY	62,442
09/20	L	23-48	ARIZONA	62,351
09/27	L	0-26	at Seattle	69,002
10/04	W	22-20	OAKLAND	62,409
10/11	W	18-17	at Kansas City	75,799
10/18	L	34-37	at Detroit	57,648
11/01	L	20-23	MINNESOTA	62,311
11/09	W	22-19	at San Diego	68,033
11/15	W	37-13	at St. Louis	58,653
11/22	L	15-17	DENVER	62,483
11/26	W	17-13	at Green Bay	78,488
12/06	L	20-26	SAN FRANCISCO	62,088
12/13	L	21-24	WASHINGTON	61,026
12/20	L	17-38	at Minnesota	52,421
12/27	W	26-21	at Tampa Bay	63,734
01/03	L	20-24	DETROIT	61,177

	Bears	Opp
<b>TOTAL FIRST DOWNS</b>	<b>312</b>	<b>307</b>
Rushing	108	103
Passing	177	182
Penalty	27	22
3rd Down: Made/Att	93/219	89/201
3rd Down Pct.	42.5%	44.3%
4th Down: Made/Att	6/10	5/12
4th Down Pct.	60.0%	41.7%
<b>POSSESSION AVG.</b>	<b>31:01</b>	<b>28:59</b>
<b>TOTAL NET YARDS</b>	<b>5514</b>	<b>5527</b>
Avg. Per Game	344.6	345.4
Total Plays	1025	980
Avg. Per Play	5.4	5.6
<b>NET YARDS RUSHING</b>	<b>1854</b>	<b>1934</b>
Avg. Per Game	115.9	120.9
Total Rushes	468	433
<b>NET YARDS PASSING</b>	<b>3660</b>	<b>3593</b>
Avg. Per Game	228.8	224.6
Sacked/Yards Lost	34/183	35/237
Gross Yards	3843	3830
Attempts/Completions	523/334	512/322
Completion Pct.	63.9%	62.9%
Had Intercepted	12	8
<b>PUNTS/AVERAGE</b>	<b>74/43.7</b>	<b>74/44.2</b>
<b>NET PUNTING AVG.</b>	<b>74/39.6</b>	<b>74/39.3</b>
<b>PENALTIES/YARDS</b>	<b>99/909</b>	<b>98/895</b>
<b>FUMBLES/BALL LOST</b>	<b>20/9</b>	<b>18/9</b>
<b>TOUCHDOWNS</b>	<b>34</b>	<b>47</b>
Rushing	13	9
Passing	21	31
Returns	0	7

PASSING	Att	Cmp	Yds	Cmp%	Yd/Att	TD	TD%	Int	Int%	Lg	Sack/Lost	Rating
Cutler	483	311	3659	64.4%	7.57	21	4.3%	11	2.3%	87t	29/150	92.3
Clausen	40	23	184	57.5%	4.60	0	0.0%	1	2.5%	22	4/30	58.8
Mariani	0	0	0	0.0%	0.0	0	0.0%	0	0.0%	0	1/3	0.0
<b>BEARS</b>	<b>523</b>	<b>334</b>	<b>3843</b>	<b>63.9%</b>	<b>7.35</b>	<b>21</b>	<b>4.0%</b>	<b>12</b>	<b>2.3%</b>	<b>87t</b>	<b>34/183</b>	<b>89.7</b>
Opponents	512	322	3830	62.9%	7.48	31	6.1%	8	1.6%	71t	35/237	99.3

Score by Period	1	2	3	4	OT	Tot
BEARS	41	125	45	124	0	335
OPPONENTS	110	108	72	100	9	397

SCORING	TDs: Ru-Pa-R	K-PAT	FG	S	Pts
Gould	0	0	0	0	28/29 33/39 0 127
Forté	7	4	3	0	0 44
Langford	7	6	1	0	0 44
Miller	5	0	5	0	0 30
Jeffery	4	0	4	0	0 24
Bennett	3	0	3	0	0 18
Carey	3	2	1	0	0 18
Bellamy	2	0	2	0	0 12
Wilson	1	0	1	0	0 6
Cutler	1	1	0	0	0 6
Royal	1	0	1	0	0 6

<b>BEARS</b>	<b>34</b>	<b>13</b>	<b>21</b>	<b>0</b>	<b>28/29 33/39</b>	<b>2</b>	<b>335</b>
<b>OPPONENTS</b>	<b>47</b>	<b>9</b>	<b>31</b>	<b>7</b>	<b>43/46 24/48</b>	<b>0</b>	<b>397</b>
<b>2-Pt. Conversions:</b> Forte, Langford,							
Bears: 2/5, Opponents: 0/0							

RUSHING	No	Yds	Avg	Lg	TD
Forté	218	898	4.1	27	4
Langford	148	537	3.6	23	6
Cutler	38	201	5.3	26	1
Carey	43	159	3.7	11	2
Rodgers	14	41	2.9	5	0
Smith	1	11	11.0	11	0
Clausen	5	8	1.6	11	0
Royal	1	-1	-1.0	-1	0
<b>BEARS</b>	<b>468</b>	<b>1854</b>	<b>4.0</b>	<b>27</b>	<b>13</b>
<b>OPPONENTS</b>	<b>433</b>	<b>1934</b>	<b>4.5</b>	<b>44t</b>	<b>9</b>

RECEIVING	No	Yds	Avg	Lg	TD
Jeffery	54	807	14.9	50	4
Bennett	53	439	8.3	24t	3
Forté	44	389	8.8	38	3
Royal	37	238	6.4	30	1
Miller	34	439	12.9	87t	5
Wilson	28	464	16.6	50	1
Mariani	22	300	13.6	26	0
Langford	22	279	12.7	83t	1
Bellamy	19	224	11.8	48t	2
Meredith	11	120	10.9	22	0
Housler	3	27	9.0	12	0
Carey	3	19	6.3	11	1
Thompson	2	81	40.5	45	0
Rodgers	1	10	10.0	10	0
Lee	1	7	7.0	7	0
<b>BEARS</b>	<b>334</b>	<b>3843</b>	<b>11.5</b>	<b>87t</b>	<b>21</b>
<b>OPPONENTS</b>	<b>322</b>	<b>3830</b>	<b>11.9</b>	<b>71t</b>	<b>31</b>

PUNTING	No	Yds	Avg	Net	TB	In	Lg	B
O'Donnell	70	3097	44.2	39.7	4	28	72	1
Lanning	3	136	45.3	35.7	0	1	51	0
<b>BEARS</b>	<b>74</b>	<b>3233</b>	<b>43.7</b>	<b>39.6</b>	<b>4</b>	<b>29</b>	<b>72</b>	<b>1</b>
Opponents	74	3272	44.2	39.3	6	26	64	0

INTS	No	Yds	Avg	Lg	TD
Fuller	2	24	12.0	15	0
Young	1	39	39.0	39	0
Jones-Quartey	1	23	23.0	23	0
McPhee	1	13	13.0	13	0
Allen	1	2	2.0	2	0
Porter	1	2	2.0	2	0
Anderson	1	0	0.0	0	0
<b>BEARS</b>	<b>8</b>	<b>103</b>	<b>12.9</b>	<b>39</b>	<b>0</b>
<b>OPPONENTS</b>	<b>12</b>	<b>241</b>	<b>20.1</b>	<b>68t</b>	<b>3</b>

KO RETURNS	No	Yds	Avg	Lg	TD
Mariani	16	418	26.1	47	0
Thompson	14	409	29.2	74	0
Carey	2	38	19.0	22	0
Rodgers	1	15	15.0	15	0
Bellamy	0	12	0.0	12	0
<b>BEARS</b>	<b>33</b>	<b>892</b>	<b>27.0</b>	<b>74</b>	<b>0</b>
<b>OPPONENTS</b>	<b>39</b>	<b>983</b>	<b>25.2</b>	<b>108t</b>	<b>2</b>

PUNT RET.	Ret	FC	Yds	Avg	Lg	TD
Mariani	29	22	192	6.6	20	0
Callahan	1	0	34	34.0	34	0
Royal	1	0	16	16.0	16	0
<b>BEARS</b>	<b>31</b>	<b>22</b>	<b>242</b>	<b>7.8</b>	<b>34</b>	<b>0</b>
<b>OPPONENTS</b>	<b>30</b>	<b>22</b>	<b>226</b>	<b>7.5</b>	<b>65t</b>	<b>1</b>

FGs	1-19	20-29	30-39	40-49	50+
Gould	1/1	8/8	10/12	7/9	7/9
<b>BEARS</b>	<b>1/1</b>	<b>8/8</b>	<b>10/12</b>	<b>7/9</b>	<b>7/9</b>
<b>OPPONENTS</b>	<b>0/0</b>	<b>7/8</b>	<b>8/8</b>	<b>6/6</b>	<b>3/6</b>
<b>Gould:</b> (28G,50G,44G) (40G,23G,51G) ( ) (19G,54G,49G) (44G,30G) (27G,23G,38G,29G) (55G,33G,51N) (47N,34N) (35G,37G,36G) (46G,37G,37G) (21G) (40G,51G,40N,36N) (50N) (51G) (26G,27G,50G,39G) (49G,34G)					
<b>OPPONENTS:</b> (37G) ( ) (31G,21G,45G,48G) (29G,41G) (35G,27B,66SH) (39G,32G,27G) (43G,48G,36G) (31G,22G) (26G,38G) (24G) (22G,50G) ( ) (47G) (53G) (52N) (54N,59G)					

DEFENSE	T	S	A	FF	FR	PD	SA	Int
Amos	108	78	30	0	0	4	1.0	0
Jones	98	70	28	0	1	4	0.0	0
McClellin	96	65	31	1	1	2	0.0	0
McPhee	64	43	21	1	0	3	6.0	1
Acho	60	31	29	1	1	1	0.0	0
Fuller	56	45	11	0	1	0	15.0	2
Houston	51	34	17	0	1	0	8.0	0
Young	47	31	16	0	0	3	6.5	1
Rolle	45	32	13	0	0	1	0.0	0
Anderson	40	31	9	0	0	5	0.0	1
<b>Sacks:</b> Houston 8.0, Young 6.5, McPhee 6.0, Goldman 4.5, Jenkins 4.0, Gaston 1.0, Amos 1.0, Unrein 1.0, Scruggs 1.0, Prosniski 1.0, Callahan 1.0.								
<b>TEAM:</b> 35.0, <b>OPPONENTS:</b> 34.0								

#### USUAL STARTERS

Offense	Defense
WR.....Eddie Royal	DE.....Mitch Unrein
LT.....Charles Leno	NT.....Eddie Goldman
LG.....Matt Slauson	DE.....Jarvis Jenkins
C.....Hroniss Grasu	OLB.....Sam Acho
RG.....Vladimir Ducasse	ILB.....Shea McClellin
RT.....Kyle Long	ILB.....Christian Jones
TE.....Martellus Bennett	OLB.....Pernell McPhee
WR.....Alshon Jeffery	CB.....Tracy Porter
QB.....Jay Cutler	CB.....Kyle Fuller
RB.....Matt Forté	S.....Adrian Amos
FB/TE.....Zach Miller	S.....Antrel Rolle

#### RANKINGS

Team Stats	Bears	Avg	Rank
Total Yards	5514	344.6	21
Rushing Yards	1854	115.9	11
Passing Yards	3660	228.8	23
Points Scored	335	20.9	23
	Opp	Avg	Rank
Total Yards	5527	345.4	14
Rushing Yards	1934	120.9	22t
Passing Yards	3593	224.6	4
Points Scored	397	24.8	20

## 2016 CHICAGO BEARS STATISTICS

**Record: 3-13, .188****4th Place, NFC North****Head Coach: John Fox**

09/11	L	14-23	at Houston	71,933
09/19	L	14-29	PHILADELPHIA	62,268
09/25	L	17-31	at Dallas	90,554
10/02	W	17-14	DETROIT	60,841
10/9	L	23-29	at Indianapolis	66,622
10/16	L	16-17	JACKSONVILLE	61,054
10/20	L	10-26	at Green Bay	78,217
10/31	W	20-10	MINNESOTA	60,422
11/13	L	10-36	at Tampa Bay	62,898
11/20	L	16-22	at New York Giants	78,898
11/27	L	21-27	TENNESSEE	59,494
12/04	W	26-6	SAN FRANCISCO	59,782
12/11	L	17-20	at Detroit	61,726
12/18	L	27-30	GREEN BAY	61,137
12/24	L	21-41	WASHINGTON	57,953
01/01	L	10-38	at Minnesota	66,808

	Bears	Opp.				
TOTAL FIRST DOWNS	324	322				
Rushing	93	99				
Passing	212	188				
Penalty	19	35				
3rd Down: Made/Att	70/185	85/210				
3rd Down Pct.	37.8%	40.5%				
4th Down: Made/Att	4/14	10/14				
4th Down Pct.	28.6%	71.4%				
POSSESSION AVG.	28:07	31:53				
TOTAL NET YARDS	5704	5548				
Avg. Per Game	356.5	346.8				
Total Plays	967	1012				
Avg. Per Play	5.9	5.5				
NET YARDS RUSHING	1735	1950				
Avg. Per Game	108.4	121.9				
Total Rushes	380	445				
NET YARDS PASSING	3969	3598				
Avg. Per Game	248.1	224.9				
Sacked/Yards Lost	28/170	37/230				
Gross Yards	4139	3828				
Attempts/Completions	559/347	530/342				
Completion Pct.	62.1%	64.5%				
Had Intercepted	19	8				
PUNTS/AVERAGE	68/44.0	67/45.5				
NET PUNTING AVG.	38.4	41.4				
PENALTIES/YARDS	110/967	103/959				
FUMBLES/BALL LOST	26/12	13/3				
TOUCHDOWNS	32	43				
Rushing	10	18				
Passing	19	22				
Returns	3	3				
PASSING	Att	Cmp	Yds	Cmp%	Yd/Att	TD
Barkley	216	129	1611	59.7%	7.5	8
Hoyer	200	134	1445	67.0%	7.2	7
Cutler	137	81	1059	59.0%	7.7	4
Fales	5	2	22	40.0%	4.4	0
Meredith	1	1	2	100.0%	2.0	1
BEARS	559	347	4139	62.1%	7.4	19
Opponents	530	342	3828	64.5%	7.2	22

Score by Period	1	2	3	4	OT	Tot
BEARS	42	105	52	80	0	279
OPPONENTS	67	125	84	123	0	399

SCORING	TDs	Ru-Pa-	R	K-PAT	FG	S	Pts
Barth	0	0	0	0	31/32	18/23	0 85
Howard	7	6	1	0	0	0	42
Miller	4	0	4	0	0	0	24
Langford	4	4	0	0	0	0	24
Meredith	4	0	4	0	0	0	24
Royal	3	0	2	1	0	0	18
Jeffery	2	0	2	0	0	0	12
Thompson	2	0	2	0	0	0	12
Floyd	1	0	0	1	0	1	8
Wilson	1	0	1	0	0	0	6
Barkley	1	0	1	0	0	0	6
Bellamy	1	0	1	0	0	0	6
Brown	1	0	1	0	0	0	6
LeBlanc	1	0	0	1	0	0	6

**BEARS 32 10 19 3 31/32 18/23 1 279****OPPONENTS 43 18 22 3 38/42 33/35 1 399****2-Pt. Conversions:** Bears: 0/0, Opponents: 1/1

RUSHING	No	Yds	Avg	Lg	TD
Howard	252	1,313	5.2	69	6
Langford	62	200	3.2	23	4
Barley	32	126	3.9	24	0
Bellamy	4	37	9.3	22	0
Cutler	5	24	4.8	12	0
White	1	9	9.0	9	0
Lasike	3	8	2.7	5	0
Bell	3	6	2.0	6	0
Meredith	1	6	6.0	6	0
Addison	1	4	4.0	4	0
Barkley	7	2	0.3	5	0
Pronski	1	2	2.0	2	0
Fales	1	0	0.0	0	0
Hoyer	7	-2	-0.3	3	0
<b>BEARS</b>	<b>380</b>	<b>1735</b>	<b>4.6</b>	<b>69</b>	<b>10</b>
<b>OPPONENTS</b>	<b>445</b>	<b>1950</b>	<b>4.4</b>	<b>61</b>	<b>18</b>

RECEIVING	No	Yds	Avg	Lg	TD
Meredith	66	888	13.5	50†	4
Jeffery	52	821	15.8	54	2
Miller	47	486	10.3	34	4
Royal	33	369	11.2	64	2
Howard	29	298	10.3	34	1
Thompson	22	249	11.3	24	2
Bellamy	19	282	14.8	31	1
White	19	187	9.8	32	0
Langford	19	142	7.5	19	0
Brown	16	124	7.8	12	1
Wilson	9	160	17.8	35	1
Carey	5	55	11.0	16	0
Braunacker	4	41	10.3	14	0
Paulsen	3	15	5.0	7	0
Addison	1	11	11.0	11	0
Pruitt	1	6	6.0	6	0
Lasike	1	3	3.0	3	0
Barkley	1	2	2.0	2†	1
<b>BEARS</b>	<b>347</b>	<b>4139</b>	<b>11.9</b>	<b>64</b>	<b>19</b>
<b>OPPONENTS</b>	<b>342</b>	<b>3828</b>	<b>11.2</b>	<b>60</b>	<b>22</b>

	TD	Int	Int%	Lg	Sack/Lost	Rating
Barkley	216	129	1611	59.7%	7.5	8
Hoyer	200	134	1445	67.0%	7.2	6
Cutler	137	81	1059	59.0%	7.7	4
Fales	5	2	22	40.0%	4.4	0
Meredith	1	1	2	100.0%	2.0	1
<b>BEARS</b>	<b>559</b>	<b>347</b>	<b>4139</b>	<b>62.1%</b>	<b>7.4</b>	<b>19</b>
<b>Opponents</b>	<b>530</b>	<b>342</b>	<b>3828</b>	<b>64.5%</b>	<b>7.2</b>	<b>22</b>

PUNTING	No	Yds	Avg	Net	TB	In	Lg	B
O'Donnell	68	2994	44.0	38.4	5	24	67	0
<b>BEARS</b>	<b>68</b>	<b>2994</b>	<b>44.0</b>	<b>38.4</b>	<b>5</b>	<b>24</b>	<b>67</b>	<b>0</b>
<b>Opponents</b>	<b>67</b>	<b>3049</b>	<b>45.5</b>	<b>41.4</b>	<b>3</b>	<b>24</b>	<b>74</b>	<b>0</b>

INTS	No	Yds	Avg	Lg	TD
Porter	2	28	14.0	25	0
LeBlanc	2	24	12.0	24†	1
Glenn	1	21	21.0	21	0
Jones-Quartey	1	0	0.0	0	0
Hurst	1	0	0.0	0	0
Hall	1	0	0.0	0	0
<b>BEARS</b>	<b>8</b>	<b>73</b>	<b>9.1</b>	<b>25</b>	<b>1</b>
<b>OPPONENTS</b>	<b>19</b>	<b>258</b>	<b>13.6</b>	<b>79</b>	<b>1</b>

KO RETURNS	No	Yds	Avg	Lg	TD
Thompson	35	804	23.0	64	0
Carey	2	38	19.0	22	0
Callahan	2	17	8.5	17	0
Addison	1	18	18.0	18	0
Bellamy	1	15	15.0	15	0
Lasike	1	5	5.0	5	0
<b>BEARS</b>	<b>42</b>	<b>897</b>	<b>21.4</b>	<b>64</b>	<b>0</b>
<b>OPPONENTS</b>	<b>36</b>	<b>777</b>	<b>21.6</b>	<b>66</b>	<b>0</b>

PUNT RET.	Ret	FC	Yds	Avg	Lg	TD
Royal	19	15	166	8.7	65†	1
LeBlanc	5	3	43	8.6	13	0
Addison	2	1	3	1.5	3	0
Callahan	1	8	3	3.0	3	0
<b>BEARS</b>	<b>27</b>	<b>27</b>	<b>215</b>	<b>8.0</b>	<b>65†</b>	<b>1</b>
<b>OPPONENTS</b>	<b>22</b>	<b>31</b>	<b>282</b>	<b>12.8</b>	<b>85†</b>	<b>1</b>

FGs	1-19	20-29	30-39	40-49	50+
Barth	0/0	7/8	7/8	3/4	1/3
<b>BEARS</b>	<b>1/1</b>	<b>7/8</b>	<b>7/8</b>	<b>3/4</b>	<b>1/3</b>
<b>OPPONENTS</b>	<b>2/2</b>	<b>12/12</b>	<b>9/10</b>	<b>5/6</b>	<b>5/5</b>
<b>Barth:</b> 0 (31N) (34G) (50N,25G) (35G,49G, 24G, 49N) (36G,24G,32G) (39G) (30G,28G) (54G) (40G,51N) 0 (45G) (38G) (22G, 26G) (22B) (29G)					
<b>OPPONENTS:</b> (28G, 28G, 38G) (25G, 29G, 53G) (49G,47N) (50G,21G) (54G,53G,26G,41G,46G) (30G) (32G,40G,31B) (30G) (30G,27G) (46G) (19G,31G) (31G,28G) (29G,54G) (34G,18G,32G) (29G,20G) (21G)					

DEFENSE	T	S	A	FF	FR	PD	SA	Int
<b>(Top 10)</b>								
Freeman	127	96	31	0	0	5	0.0	0
Jones-Quartey	82	67	15	0	0	4	0.0	1
Trevathan	73	49	24	0	0	3	1.0	0
Hicks	71	50	21	2	1	3	7.0	0
Amos	60	50	10	2	1	4	0.0	0
Young	59	36	23	1	0	2	7.5	0
Kwiatkoski	52	39	13	1	0	1	1.0	0
Floyd	51	33	18	1	1	1	7.0	0
Porter	48	43	5	1	0	13	0.0	2
LeBlanc	46	36	10	0	0	13	0.0	2

**Sacks:** Young 7.5, Floyd 7.0, Hicks 7.0, McPhee 4.0, Goldman 2.5, Washington 2.0, Bullard 1.0, Unrein 1.0, Acho 1.0, Trevathan 1.0, Kwiatkoski 1.0, Wilson 1.0, Hurst 1.0.

**TEAM: 37.0, OPPONENTS: 28.0**

## USUAL STARTERS

Offense	Defense
WR.....Alshon Jeffery	DE.....Akiem Hicks
LT.....Charles Leno, Jr.	NT.....Eddie Goldman
LG.....Josh Sitton	DE.....Mitch Unrein
C.....Cody Whitehair	OLB.....Willie Young
RG.....Kyle Long	ILB.....Jerrold Freeman
RT.....BobbyMassie	ILB.....Danny Trevathan
TE.....Zach Miller	OLB.....Leonard Floyd
WR.....Cameron Meredith	CB.....Tracy Porter
QB.....Jay Cutler	CB.....CreVon LeBlanc
RB.....Jordan Howard	S.....Adrian Amos
FB/TE.....Paul Lasike	S.....Harold Jones-Quartey

## RANKINGS

Team Stats	Bears	Avg	Rank
Total Yards.....	5704	356.5	15
Rushing Yards.....	1735	108.4	17
Passing Yards.....	3969	248.1	14
Points Scored.....	279	17.4	28†
	Opp	Avg	Rank
Total Yards.....	5548	346.8	15
Rushing Yards.....	1950	121.9	27
Passing Yards.....	3598	224.9	7
Points Scored.....	399	24.9	28

2017 CHICAGO BEARS STATISTICS

Record: 5-11, .313  
4th Place, NFC North  
Head Coach: John Fox

09/10	L	17-23	ATLANTA	61,857
09/17	L	7-29	at Tampa Bay	56,640
09/24	W	23-17	ot PITTSBURGH	62,172
09/28	L	14-35	at Green Bay	78,362
10/09	L	17-20	MINNESOTA	61,834
10/15	W	27-24	ot at Baltimore	70,616
10/22	W	17-3	CAROLINA	61,256
10/29	L	12-20	at New Orleans	73,192
11/12	L	16-23	GREEN BAY	61,285
11/19	L	24-27	DETROIT	60,635
11/26	L	3-31	at Philadelphia	69,596
12/03	L	14-15	SAN FRANCISCO	61,302
12/10	W	33-7	at Cincinnati	52,002
12/16	L	10-20	at Detroit	65,872
12/24	W	20-3	CLEVELAND	58,796
12/31	L	10-23	at Minnesota	66,802

	Bears	Opp
<b>TOTAL FIRST DOWNS</b>	<b>267</b>	<b>298</b>
Rushing	93	85
Passing	144	180
Penalty	30	33
3rd Down: Made/Att	71/205	86/219
3rd Down Pct.	34.6%	39.3%
4th Down: Made/Att	7/18	6/11
4th Down Pct.	38.9%	54.5%
<b>POSSESSION AVG.</b>	<b>28:41</b>	<b>31:19</b>
<b>TOTAL NET YARDS</b>	<b>4599</b>	<b>5106</b>
Avg. Per Game	287.4	319.1
Total Plays	934	1003
Avg. Per Play	4.9	5.1
<b>NET YARDS RUSHING</b>	<b>1788</b>	<b>1730</b>
Avg. Per Game	111.8	108.1
Total Rushes	422	432
<b>NET YARDS PASSING</b>	<b>2811</b>	<b>3376</b>
Avg. Per Game	175.7	211.0
Sacked/Yards Lost	39/274	42/277
Gross Yards	3085	3653
Att./Comp.	473/291	529/343
Completion Pct.	61.5%	64.8%
Had Intercepted	12	8
<b>PUNTS/AVERAGE</b>	<b>87/47.0</b>	<b>74/47.2</b>
<b>NET PUNTING AVG.</b>	<b>39.7</b>	<b>41.3</b>
<b>PENALTIES/YARDS</b>	<b>115/943</b>	<b>118/910</b>
<b>FUMBLES/BALL LOST</b>	<b>24/10</b>	<b>19/14</b>
<b>TOUCHDOWNS</b>	<b>31</b>	<b>33</b>
Rushing	13	10
Passing	13	18
Returns	5	5

PASSING	Att	Cmp	Yds	Cmp%	Yd/Att	
Trubisky	330	196	2193	59.4%	6.6	
Glennon	140	93	833	66.4%	6.0	
Cohen	2	1	21	50.0%	10.5	
O'Donnell	1	1	38	100.0%	38.0	
Team	473	291	3085	61.5%	6.5	
Opponents	529	343	3653	64.8%	6.9	

Score by Period	1	2	3	4	OT	Tot
BEARS	48	83	41	83	9	264
OPPONENTS	64	126	58	72	0	320

Scoring	TD	Ru	Pa	Rt	PAT	FG	S	Pts
Howard	9	9	0	0			0	54
Barth	0	0	0	0	17/17	11/16	0	50
Cohen	4	2	1	1			0	24
Nugent	0	0	0	0	7/9	4/4	0	19
Shaheen	3	0	3	0			0	18
Trubisky	2	2	0	0			0	14
Jackson	2	0	0	2			0	12
Miller	2	0	2	0			0	12
Cunningham	2	0	2	0			0	12
Sims	1	0	1	0			0	6
Amos	1	0	0	1			0	6
Callahan	1	0	0	1			0	6
Inman	1	0	1	0			0	6
Bellamy	1	0	1	0			0	6
Thompson	1	0	1	0			0	6
Wright	1	0	1	0			0	6
Santos	0	0	0	0	2/2	1/2	0	5
Floyd	0	0	0	0			1	2
BEARS	31	13	13	5	26/28	16/22	1	264
OPPONENTS	33	10	18	5	31/32	29/32	1	320

2-Pt. Conversions: Trubisky  
Bears: 1/2, Opponents: 1/1

RUSHING	No	Yds	Avg	Lg	TD
Howard	276	1122	4.1	53	9
Cohen	87	370	4.3	46	2
Trubisky	41	248	6.0	46	2
Cunningham	9	29	3.2	12	0
M. Burton	4	9	2.3	7	0
Bellamy	1	6	6.0	6	0
Glennon	4	4	1.0	2	0
<b>BEARS</b>	<b>422</b>	<b>1788</b>	<b>4.2</b>	<b>53</b>	<b>13</b>
<b>OPPONENTS</b>	<b>432</b>	<b>1730</b>	<b>4.0</b>	<b>58t</b>	<b>10</b>

RECEIVING	No	Yds	Avg	Lg	TD
Wright	59	614	10.4	22	1
Cohen	53	353	6.7	70	1
Bellamy	24	376	15.7	46t	1
Inman	23	334	14.5	26	1
Howard	23	125	5.4	12	0
Cunningham	20	240	12.0	40	2
Miller	20	236	11.8	29	2
Sims	15	180	12.0	27t	1
Brown	13	129	9.9	17	0
Shaheen	12	127	10.6	31	3
Thompson	11	125	11.4	20	1
McBride	8	144	18.0	45	0
Wheaton	3	51	17.0	22	0
Gentry	3	35	11.7	15	0
M. Burton	2	8	4.0	8	0
White	2	6	3.0	6	0
Grasu	0	2	0	2	0
<b>BEARS</b>	<b>291</b>	<b>3085</b>	<b>10.6</b>	<b>70</b>	<b>13</b>
<b>OPPONENTS</b>	<b>343</b>	<b>3653</b>	<b>10.7</b>	<b>88t</b>	<b>18</b>

PUNTING	No	Yds	Avg	Net	TB	In	Lg	B
O'Donnell	87	4087	47.0	39.7	6	27	69	0
<b>BEARS</b>	<b>87</b>	<b>4087</b>	<b>47.0</b>	<b>39.7</b>	<b>6</b>	<b>27</b>	<b>69</b>	<b>0</b>
<b>OPPONENTS</b>	<b>74</b>	<b>3491</b>	<b>47.2</b>	<b>41.3</b>	<b>5</b>	<b>30</b>	<b>67</b>	<b>0</b>

INTS	No	Yds	Avg	Lg	TD
Jackson	2	82	41.0	76t	1
Callahan	2	73	36.5	52	0
Fuller	2	0	0.0	0	0
Amos	1	90	90.0	90t	1
Trevathan	1	8	8.0	8	0
<b>BEARS</b>	<b>8</b>	<b>253</b>	<b>31.6</b>	<b>90t</b>	<b>2</b>
<b>OPPONENTS</b>	<b>12</b>	<b>180</b>	<b>15.0</b>	<b>59t</b>	<b>1</b>

KO RETURNS	No	Yds	Avg	Lg	TD
Cohen	26	583	22.4	46	0
Thompson	11	229	20.8	29	0
Cunningham	7	147	21.0	28	0
Robertson-Harris	1	7	7.0	7	0
Acho	1	3	3.0	3	0
<b>BEARS</b>	<b>46</b>	<b>969</b>	<b>21.1</b>	<b>46</b>	<b>0</b>
<b>Opponents</b>	<b>32</b>	<b>699</b>	<b>21.8</b>	<b>96t</b>	<b>1</b>

PUNT RET.	Ret	FC	Yds	Avg	Lg	TD
Cohen	29	15	272	9.4	61t	1
Jackson	2	1	6	3.0	7	0
Callahan	1	0	59	59.0	59t	1
<b>BEARS</b>	<b>32</b>	<b>16</b>	<b>337</b>	<b>10.5</b>	<b>61t</b>	<b>2</b>
<b>OPPONENTS</b>	<b>49</b>	<b>15</b>	<b>512</b>	<b>10.4</b>	<b>77t</b>	<b>1</b>

FGs	1-19	20-29	30-39	40-49	50+
Barth	1/1	4/4	0/0	5/9	1/2
Nugent	0/0	1/1	1/1	1/1	1/1
Santos	0/0	0/0	1/1	0/0	0/1
Team	1/1	5/5	2/2	6/10	2/4
OPPONENTS	0/0	9/9	8/10	8/8	4/5
Barth: (54G) 0 (47N, 24G) (47N) 0 (24G, 40G) (52B, 19G) (27G, 48N, 44G) (45G, 44G, 49G) (23G, 46N)					
Santos: (54N, 38G) 0					
Nugent: (34G 27G) (41G) ( ) (55G)					
OPPONENTS: (48G, 28G, 37G) (42G, 50G, 23G) (35B, 32G) 0 (26G, 26G) (27G, 31G, 50G) (36G) (45G 49G) (40G, 24G, 50G, 35N) (27G, 52G) (45G) (33G, 28G, 35G, 34G, 24G) 0 (48G, 31G) (48G) (55N)					

DEFENSE	(Top 10)	T	S	A	FF	FR	PD	Sa	Int
Trevathan	89	60	29	1	5	0	0	0	1
C. Jones	84	57	27	1	2	0	0	0	0
Jackson	70	53	17	1	6	0	0	0	2
Fuller	68	60	8	0	22	0	0	0	2
Amos	67	60	7	2	3	0	0	1	0
Hicks	54	39	15	0	0	0	0	0	0
Amukamara	48	45	3	0	7	0	0	0	0
Kwiatkoski	45	34	11	1	2	0	0	0	0
Goldman	44	27	17	0	0	0	0	0	0
Acho	40	27	13	1	1	0	0	0	0

Sacks: Hicks 8.5, Floyd 4.5, Houston 4.0,  
McPhee 4.0, Acho 3.0, Unrein 2.5, Kwiatkoski 2.0, Trevathan 2.0, Young 2.0, C. Jones 2.0, Robertson-Harris 2.0, Goldman 1.5, Callahan 1.0, LeBlanc 1.0, H. Jones 1.0, Bullard 1.0  
**TEAM: 42.0. OPPONENTS: 39.0**

USUAL STARTERS									
Offense					Defense				
WR.....	Kendall Wright	DE.....	Akiem Hicks						
LT.....	Charles Leno, Jr.	NT.....	Eddie Goldman						
LG.....	Josh Sitton	DE.....	Mitch Unrein						
CG.....	Cody Whitehair	OLB.....	Leonard Floyd						
RG.....	Kyle Long	ILB.....	Christian Jones						
RT.....	BobbyMassie	ILB.....	Danny Trevathan						
TE.....	Dion Sims	OLB.....	Sam Acho						
WR.....	Josh Bellamy	CB.....	Kyle Fuller						
QB.....	Mitchell Trubisky	CB.....	Prince Amukamara						
RB.....	Jordan Howard	S.....	Eddie Jackson						
TE.....	Adam Shaheen	S.....	Adrian Amos						

RANKINGS			
Team Stats	Bears	Avg	Rank
Total Yards.....	4599	287.4	30
Rushing Yards.....	1788	111.8	16
Passing Yards.....	2811	175.7	32
Points Scored.....	264	16.5	29
	Opp	Avg	Rank
Total Yards.....	5106	319.1	10
Rushing Yards.....	1730	108.1	11
Passing Yards.....	3376	211.0	7
Points Scored.....	320	20.0	9

## 2018 CHICAGO BEARS STATISTICS

**Record: 12-4, .750****1st Place, NFC North****Head Coach: Matt Nagy**

09/9	L	23-24	at Green Bay	78,282
09/17	W	24-17	SEATTLE	57,960
09/23	W	16-14	at Arizona	62,163
09/30	W	48-10	TAMPA BAY	61,893
10/14	L	28-31	at Miami	65,791
10/21	L	31-38	NEW ENGLAND	62,389
10/28	W	24-10	NEW YORK	61,397
11/04	W	41-9	at Buffalo	68,749
11/11	W	34-22	DETROIT	61,393
11/18	W	25-20	MINNESOTA	61,651
11/22	W	23-16	at Detroit	65,684
12/02	L	27-30	at New York	76,465
12/09	W	15-6	LOS ANGELES RAMS	61,695
12/16	W	24-17	GREEN BAY	62,372
12/23	W	14-9	at San Francisco	70,806
12/30	W	24-10	at Minnesota	66,878
<b>PLAYOFFS</b>				
1/6	L	15-16	Philadelphia	62,462

	<b>Bears</b>	<b>Opp</b>
<b>TOTAL FIRST DOWNS</b>	<b>331</b>	<b>278</b>
Rushing	108	67
Passing	177	186
Penalty	46	25
3rd Down: Made/Att	82/200	75/219
3rd Down Pct.	41.0%	34.2%
4th Down: Made/Att	9/15	16/28
4th Down Pct.	60.0%	57.1%
<b>POSSESSION AVG.</b>	<b>31.48</b>	<b>28.12</b>
<b>TOTAL NET YARDS</b>	<b>5,502</b>	<b>4,795</b>
Avg. Per Game	343.9	299.7
Total Plays	1,013	1,004
Avg. Per Play	5.4	4.8
<b>NET YARDS RUSHING</b>	<b>1,938</b>	<b>1,280</b>
Avg. Per Game	121.1	80.0
Total Rushes	468	339
<b>NET YARDS PASSING</b>	<b>3,564</b>	<b>3,515</b>
Avg. Per Game	222.8	219.7
Sacked/Yards Lost	33/183	50/339
Gross Yards	3,747	3,854
Att./Comp.	512/344	615/377
Completion Pct.	67.2%	61.3%
Had Intercepted	14	27
<b>PUNTS/AVERAGE</b>	<b>63/44.3</b>	<b>78/44.2</b>
<b>NET PUNTING AVG.</b>	<b>39.7</b>	<b>38.2</b>
<b>PENALTIES/YARDS</b>	<b>97/796</b>	<b>114/1022</b>
<b>FUMBLES/BALL LOST</b>	<b>23/10</b>	<b>21/9</b>
<b>TOUCHDOWNS</b>	<b>50</b>	<b>30</b>
Rushing	16	5
Passing	28	22
Returns	6	3

	<b>Att</b>	<b>Cmp</b>	<b>Yds</b>	<b>Cmp%</b>	<b>Yd/Att</b>	<b>TD</b>
Trubisky	434	289	3223	66.6%	7.4	24
Daniel	76	53	515	69.7%	6.8	3
Miller	1	1	8	100.0%	8.0	0
Cohen	1	1	1	100.0%	1.0	1
<b>BEARS</b>	<b>512</b>	<b>344</b>	<b>3747</b>	<b>67.2%</b>	<b>7.3</b>	<b>28</b>
<b>Opponents</b>	<b>615</b>	<b>377</b>	<b>3854</b>	<b>61.3%</b>	<b>6.3</b>	<b>22</b>

<b>Score by Period</b>	<b>1</b>	<b>2</b>	<b>3</b>	<b>4</b>	<b>OT</b>	<b>Tot</b>
BEARS	85	138	82	116	0	421
OPPONENTS	38	58	66	115	6	283

<b>Scoring</b>	<b>TD</b>	<b>Ru</b>	<b>Pa</b>	<b>Rt</b>	<b>PAT</b>	<b>FG</b>	<b>S</b>	<b>Pts</b>
Parkey	0	0	0	0	42/45	23/30	0	111
Howard	9	9	0	0	0	0	0	54
Cohen	8	3	5	0	0	0	0	48
Miller	7	0	7	0	0	0	0	49
T.Burton	6	0	6	0	0	0	0	38
Robinson	4	0	4	0	0	0	0	24
Jackson	3	0	0	3	0	0	0	18
Trubisky	3	3	0	0	0	0	0	18
Gabriel	2	0	2	0	0	0	0	12
Bellamy	1	0	1	0	0	0	0	8
Shaheen	1	0	1	0	0	0	0	8
Floyd	1	0	0	1	0	0	0	6
Mizzell	1	0	1	0	0	0	0	6
Hicks	1	1	0	0	0	0	0	6
Amukamara	1	0	1	0	0	0	0	6
Sowell	1	0	0	1	0	0	0	6
Mack	1	0	1	0	0	0	0	6
Goldman	0	0	0	0	0	1	2	2
Kwiatkowski	0	0	0	0	0	0	2	2
<b>BEARS</b>	<b>50</b>	<b>16</b>	<b>28</b>	<b>6</b>	<b>42/45</b>	<b>23/30</b>	<b>1</b>	<b>421</b>
<b>OPPONENTS</b>	<b>30</b>	<b>5</b>	<b>22</b>	<b>3</b>	<b>22/22</b>	<b>25/26</b>	<b>0</b>	<b>283</b>

**2-Pt. Conversions:** Bellamy, Burton, Kwiatkowski, Shaheen, Bears: 4/5, Opponents: 3/8

<b>RUSHING</b>	<b>No</b>	<b>Yds</b>	<b>Avg</b>	<b>Lg</b>	<b>TD</b>
Howard	250	935	3.7	42	9
Cohen	99	444	4.5	32	3
Trubisky	68	421	6.2	39	3
Gabriel	9	61	6.8	20	0
Miller	6	26	4.3	9	0
Cunningham	11	20	1.8	6	0
Mizzell	9	16	1.8	7	0
Robinson	1	9	9.0	9	0
Daniel	13	3	0.2	4	0
Burton	1	2	2.0	2	0
Hicks	1	1	1.0	1t	1
<b>BEARS</b>	<b>468</b>	<b>1938</b>	<b>4.1</b>	<b>42</b>	<b>16</b>
<b>OPPONENTS</b>	<b>339</b>	<b>1280</b>	<b>3.8</b>	<b>32</b>	<b>5</b>

<b>RECEIVING</b>	<b>No</b>	<b>Yds</b>	<b>Avg</b>	<b>Lg</b>	<b>TD</b>
Cohen	71	725	10.2	70t	5
Gabriel	67	688	10.3	54	2
Robinson	55	754	13.7	43	4
T.Burton	54	569	10.5	47	6
Miller	33	423	12.8	55	7
Howard	20	145	7.3	18	0
Bellamy	14	117	8.4	20t	1
Mizzell	8	78	9.8	26	1
Shaheen	5	48	9.6	23	1
White	4	92	23.0	54	0
Wims	4	32	8.0	16	0
Brannecker	3	42	14.0	20	0
Sims	2	9	4.5	9	0
Cunningham	1	9	9.0	9	0
Daniel	1	8	8.0	8	0
M.Burton	1	6	6.0	6	0
Sowell	1	2	2.0	2t	1
<b>BEARS</b>	<b>344</b>	<b>3747</b>	<b>10.9</b>	<b>70t</b>	<b>28</b>
<b>OPPONENTS</b>	<b>377</b>	<b>3854</b>	<b>10.2</b>	<b>75t</b>	<b>22</b>

	<b>TD</b>	<b>Int</b>	<b>Int%</b>	<b>Lg</b>	<b>Sack/Lost</b>	<b>Rating</b>
Trubisky	24	143	95.4	24/143	95.4	95.4
Daniel	3	940	90.6	9/40	90.6	90.6
Miller	0	0	100.0	0/0	100.0	100.0
Cohen	1	0	100.0	1t	0/0	100.0
<b>BEARS</b>	<b>33</b>	<b>183</b>	<b>95.4</b>	<b>33/183</b>	<b>95.4</b>	<b>95.4</b>
<b>Opponents</b>	<b>615</b>	<b>377</b>	<b>3854</b>	<b>75t</b>	<b>50/339</b>	<b>72.9</b>

<b>PUNTING</b>	<b>No</b>	<b>Yds</b>	<b>Avg</b>	<b>Net</b>	<b>TB</b>	<b>In</b>	<b>Lg</b>	<b>B</b>
O'Donnell	62	2791	45.0	39.7	7	28	65	1
<b>BEARS</b>	<b>63</b>	<b>2,791</b>	<b>44.3</b>	<b>39.7</b>	<b>7</b>	<b>28</b>	<b>65</b>	<b>1</b>
<b>OPPONENTS</b>	<b>78</b>	<b>3,447</b>	<b>44.2</b>	<b>38.2</b>	<b>3</b>	<b>18</b>	<b>65</b>	<b>0</b>

<b>INTS</b>	<b>No</b>	<b>Yds</b>	<b>Avg</b>	<b>Lg</b>	<b>TD</b>
Fuller	7	52	7.4	35	0
Jackson	6	81	13.5	41t	2
Amukamara	3	58	19.3	49t	1
Amos	2	27	13.5	26	0
Callahan	2	12	6.0	12	0
Trevathan	2	12	6.0	12	0
Mack	1	27	27.0	27t	1
Smith	1	22	22.0	22	0
Lynch	1	20	20.0	20	0
Floyd	1	19	19.0	19t	1
McManis	1	0	0.0	0	0
<b>BEARS</b>	<b>27</b>	<b>330</b>	<b>12.2</b>	<b>49t</b>	<b>5</b>
<b>OPPONENTS</b>	<b>14</b>	<b>189</b>	<b>13.5</b>	<b>48</b>	<b>1</b>

<b>KO RETURNS</b>	<b>No</b>	<b>Yds</b>	<b>Avg</b>	<b>Lg</b>	<b>TD</b>
Cunningham	8	173	21.6	31	0
Mizzell	7	106	15.1	22	0
Miller	6	139	23.2	31	0
Cohen	2	22	11.0	22	0
<b>BEARS</b>	<b>23</b>	<b>440</b>	<b>19.1</b>	<b>31</b>	<b>0</b>
<b>OPPONENTS</b>	<b>22</b>	<b>548</b>	<b>24.9</b>	<b>95t</b>	<b>1</b>

<b>PUNT RET.</b>	<b>Ret</b>	<b>FC</b>	<b>Yds</b>	<b>Avg</b>	<b>Lg</b>	<b>TD</b>
Cohen	33	21	411	12.5	44	0
<b>BEARS</b>	<b>33</b>	<b>21</b>	<b>411</b>	<b>12.5</b>	<b>44</b>	<b>0</b>
<b>OPPONENTS</b>	<b>20</b>	<b>20</b>	<b>150</b>	<b>7.5</b>	<b>17</b>	<b>0</b>

<b>FGs</b>	<b>1-19</b>	<b>20-29</b>	<b>30-39</b>	<b>40-49</b>	<b>50+</b>
Parkey	0/0	6/6	7/10	9/12	1/2
<b>BEARS</b>	<b>0/0</b>	<b>6/6</b>	<b>7/10</b>	<b>9/12</b>	<b>1/2</b>
<b>OPPONENTS</b>	<b>0/0</b>	<b>5/5</b>	<b>6/6</b>	<b>9/10</b>	<b>5/5</b>
<b>Parkey:</b> (26G, 33G, 32G) (25G) (46N, 20G, 41G, 43G)					
<b>(50G, 46G) (53N) (46G) (40N, 32G) (23G, 45) (41N, 34N) (33G, 41G, 48G) (40G) (36G, 21G) (39G, 31G, 38N) (24G) (37N) (42G)</b>					
<b>OPPONENTS:</b> (42G) (56G) 0 (30G) (50G, 25G, 47G) (29G) (42G) (41G) (52G) (36G, 36G) (20G) (57G, 37G, 44G) (27G, 50G, 40N) (41G, 43G, 45G) (33G, 30G, 23G) (45G)					

<b>DEFENSE</b>	<b>Top 10</b>	<b>T</b>	<b>S</b>	<b>A</b>	<b>FF</b>	<b>FR</b>	<b>PD</b>	<b>SA</b>	<b>Int</b>
Smith	121	89	32	0	0	5	5	1	1
Trevathan	102	76	26	1	1	6	2	2	2
Amos	72	58	14	0	1	9	1	2	3
Amukamara	66	57	9	2	2	12	0	3	0
Fuller	55	45	10	0	0	21	0	7	0
Hicks	55	41	14	3	0	5	7.5	0	0
Jackson	51	41	10	2	1	15	1	6	0
Mack	47	37	10	6	2	4	12.5	1	1
Floyd	47	34	13	0	1	4	4	1	4
Callahan	45	39	6	0	0	6	2	2	2

**Sacks:** Mack 12.5, Hicks 7.5, Smith 5.0, Floyd 4.0, Nichols 3.0, Robertson-Harris 3.0, Goldman 3.0, Lynch 3.0, Callahan 2.0, Trevathan 2.0, Irving 1.0, McManis 1.0, Bush 1.0, Amos 1.0, Jackson 1.0.  
**BEARS:** 50.0, **OPPONENTS:** 32.0

<b>USUAL STARTERS</b>						<b>RANKINGS</b>					
<b>Offense</b>			<b>Defense</b>			<b>Team Stats</b>			<b>Opp</b>		
WR.....Allen Robinson II	DT.....Akiem Hicks		NT.....Eddie Goldman			Total Yards.....	5,502	343.9	21		
LT.....Charles Leno, Jr.	CB.....Bryce Callahan		OLB.....Leonard Floyd			Rushing Yards.....	1,938	121.1	11		
LG.....James Daniels	ILB.....Roquan Smith		ILB.....Danny Trevathan			Passing Yards.....	3,564	222.8	21		
C.....Cody Whitehair	ILB.....Khalil Mack		CB.....Khalil Mack			Points Scored.....	421	26.3	9		
RG.....Kyle Long	CB.....Kyle Fuller		CB.....Prince Amukamara								
RT.....BobbyMassie	S.....Eddie Jackson		S.....Adrian Amos								
TE.....Trey Burton											
WR.....Taylor Gabriel											
QB.....Mitchell Trubisky											
RB.....Jordan Howard											
Fix.....Tarik Cohen											

2019 CHICAGO BEARS STATISTICS

Record: 8-8, 500  
3rd Place, NFC North  
Head Coach: Matt Nagy

09/05	L	3	-10	GREEN BAY	62,435
09/15	W	16	-14	@ Denver	76,885
09/23	W	31	-15	@ Washington	67,327
09/29	W	16	-6	MINNESOTA	62,131
10/06	L	21	-24	@ Oakland*	60,463
10/20	L	25	-36	NEW ORLEANS	62,306
10/27	L	16	-17	LA CHARGERS	61,632
11/03	L	14	-22	@ Philadelphia	69,796
11/10	W	20	-13	DETROIT	61,758
11/17	L	7	-17	@ LA Rams	70,758
11/24	W	19	-14	NY GIANTS	61,581
11/28	W	24	-20	@ Detroit	65,412
12/05	W	31	-24	DALLAS	61,276
12/15	L	13	-21	@ Green Bay	78,266
12/22	L	3	-26	KANSAS CITY	62,213
12/29	W	21	-19	@ Minnesota	66,913

\*in London, England (Tottenham Hotspur Stadium)

	Bears	Opp
<b>TOTAL FIRST DOWNS</b>	<b>297</b>	<b>306</b>
Rushing	85	86
Passing	178	190
Penalty	34	30
3rd Down: Made/Att	77/216	76/209
3rd Down Pct.	35.6%	36.4%
4th Down: Made/Att	7/21	13/23
4th Down Pct.	33.3%	56.5%
<b>POSSESSION AVG.</b>	<b>30:16</b>	<b>29:44</b>
<b>TOTAL NET YARDS</b>	<b>4749</b>	<b>5186</b>
Avg. Per Game	296.8	324.1
Total Plays	1020	1017
Avg. Per Play	4.7	5.1
<b>NET YARDS RUSHING</b>	<b>1458</b>	<b>1632</b>
Avg. Per Game	91.1	102.0
Total Rushes	395	414
<b>NET YARDS PASSING</b>	<b>3291</b>	<b>3554</b>
Avg. Per Game	205.7	222.1
Sacked/Yards Lost	45/282	32/242
Gross Yards	3573	3796
Att./Comp.	580/371	571/362
Completion Pct.	64.0%	63.4%
Had Intercepted	12	10
<b>PUNTS/AVERAGE</b>	<b>81/44.3</b>	<b>75/45.9</b>
<b>NET PUNTING AVG.</b>	<b>40.7</b>	<b>40.3</b>
<b>PENALTIES/YARDS</b>	<b>103/838</b>	<b>113/923</b>
<b>FUMBLES/BALL LOST</b>	<b>13/7</b>	<b>15/9</b>
<b>TOUCHDOWNS</b>	<b>30</b>	<b>33</b>
Rushing	8	16
Passing	20	17
Returns	2	0

PASSING	Att	Cmp	Yds	Cmp%	Yd/Att	TD	TD%	Int	Int%	Lg	Sack/Lost	Rating
M.Trubisky	516	326	3138	63.2%	6.1	17	3.3%	10	1.9%	53	38/234	83.0
C.Daniel	64	45	435	70.3%	6.8	3	4.7%	2	3.1%	37	7/48	91.6
<b>Bears</b>	<b>580</b>	<b>371</b>	<b>3573</b>	<b>64.0%</b>	<b>6.2</b>	<b>20</b>	<b>3.4%</b>	<b>12</b>	<b>2.1%</b>	<b>53</b>	<b>45/282</b>	<b>83.9</b>
<b>Opponents</b>	<b>571</b>	<b>362</b>	<b>3796</b>	<b>63.4%</b>	<b>6.6</b>	<b>17</b>	<b>3.0%</b>	<b>10</b>	<b>1.8%</b>	<b>75t</b>	<b>32/242</b>	<b>85.2</b>

Score by Period	1	2	3	4	OT	Tot
BEARS	37	80	108	55	0	280
OPPONENTS	53	85	44	116	0	298

Scoring	TD	Ru	Pa	Rt	PAT	FG	S	Pts
Pineiro	0	0	0	0	27/29	23/28	0	96
Robinson	7	0	7	0	0/0	0/0	0	42
Montgomery	7	6	1	0	0/0	0/0	0	42
Gabriel	4	0	4	0	0/0	0/0	0	24
Cohen	3	0	3	0	0/0	0/0	0	18
Trubisky	2	2	0	0	0/0	0/0	0	12
Miller	2	0	2	0	0/0	0/0	0	12
Wims	1	0	1	0	0/0	0/0	0	6
Horsted	1	0	1	0	0/0	0/0	0	6
Clinton-Dix	1	0	0	1	0/0	0/0	0	6
Braunecker	1	0	1	0	0/0	0/0	0	6
Patterson	1	0	0	1	0/0	0/0	0	6
Shaheen	0	0	0	0	0/0	0/0	0	2
Kwiatkoski	0	0	0	0	0/0	0/0	1	2
<b>Bears</b>	<b>30</b>	<b>8</b>	<b>20</b>	<b>2</b>	<b>27/29</b>	<b>23/28</b>	<b>1</b>	<b>280</b>
<b>Opponents</b>	<b>33</b>	<b>16</b>	<b>17</b>	<b>0</b>	<b>27/29</b>	<b>23/30</b>	<b>1</b>	<b>298</b>

2-Pt. Conversions: Shaheen  
Bears: 1/1, Opponents: 1/4

RUSHING	No	Yds	Avg	Lg	TD
Montgomery	242	889	3.7	55	6
Cohen	64	213	3.3	19	0
Trubisky	48	193	4.0	23t	2
Robinson	17	103	6.1	46	0
Davis	11	25	2.3	8	0
Gabriel	3	20	6.7	14	0
Nail	2	8	4.0	7	0
Daniel	6	6	1.0	4	0
Robinson	1	2	2.0	2	0
Miller	1	-1	-1.0	-1	0
<b>Bears</b>	<b>395</b>	<b>1458</b>	<b>3.7</b>	<b>55</b>	<b>8</b>
<b>Opponents</b>	<b>414</b>	<b>1632</b>	<b>3.9</b>	<b>59</b>	<b>16</b>

RECEIVING	No	Yds	Avg	Lg	TD
Robinson	98	1147	11.7	49	7
Cohen	79	456	5.8	31	3
Miller	52	656	12.6	35	2
Gabriel	29	353	12.2	53	4
Montgomery	25	185	7.4	30	1
Wims	18	186	10.3	37	1
Burton	14	84	6.0	16	0
Patterson	11	83	7.5	33	0
Shaheen	9	74	8.2	18	0
Horsted	8	87	10.9	20	1
Holtz	7	91	13.0	30	0
Davis	7	22	3.1	7	0
Ridley	6	69	11.5	32	0
Braunecker	6	59	9.8	18t	1
Saubert	2	21	10.5	11	0
<b>Bears</b>	<b>371</b>	<b>3573</b>	<b>9.6</b>	<b>53</b>	<b>20</b>
<b>Opponents</b>	<b>362</b>	<b>3796</b>	<b>10.5</b>	<b>75t</b>	<b>17</b>

PUNTING	No	Yds	Avg	Net	TB	In	Lg	B
O'Donnell	80	3586	44.8	40.7	2	26	75	1
<b>Bears</b>	<b>81</b>	<b>3586</b>	<b>44.3</b>	<b>40.7</b>	<b>2</b>	<b>26</b>	<b>75</b>	<b>1</b>
<b>Opponents</b>	<b>75</b>	<b>3443</b>	<b>45.9</b>	<b>40.3</b>	<b>6</b>	<b>31</b>	<b>67</b>	<b>0</b>

INTS	No	Yds	Avg	Lg	TD
Fuller	3	37	12.3	29	0
Clinton-Dix	2	96	48.0	59	1
Jackson	2	18	9.0	14	0
Kwiatkoski	1	4	4.0	4	0
Pierre-Louis	1	2	2.0	2	0
Smith	1	0	0.0	0	0
<b>Bears</b>	<b>10</b>	<b>157</b>	<b>15.7</b>	<b>59</b>	<b>1</b>
<b>Opponents</b>	<b>12</b>	<b>122</b>	<b>10.2</b>	<b>37</b>	<b>0</b>

KO RETURNS	No	Yds	Avg	Lg	TD
Patterson	28	825	29.5	102	1
Holtz	2	27	13.5	16	0
Cohen	2	23	11.5	16	0
Miller	1	28	28.0	28	0
Shaheen	1	0	0.0	0	0
<b>Bears</b>	<b>34</b>	<b>903</b>	<b>26.6</b>	<b>102t</b>	<b>1</b>
<b>Opponents</b>	<b>27</b>	<b>675</b>	<b>25.0</b>	<b>52</b>	<b>0</b>

PUNT RET.	Ret	FC	Yds	Avg	Lg	TD
Cohen	33	19	302	9.2	71	0
<b>Bears</b>	<b>33</b>	<b>19</b>	<b>302</b>	<b>9.2</b>	<b>71</b>	<b>0</b>
<b>Opponents</b>	<b>35</b>	<b>26</b>	<b>247</b>	<b>7.1</b>	<b>40</b>	<b>0</b>

FGs	1-19	20-29	30-39	40-49	50+
Pineiro	1/1	8/8	9/10	3/7	2/2
<b>Team</b>	<b>1/1</b>	<b>8/8</b>	<b>9/10</b>	<b>3/7</b>	<b>2/2</b>
<b>Opponents</b>	<b>0/0</b>	<b>6/6</b>	<b>13/13</b>	<b>2/8</b>	<b>2/3</b>

DEFENSE	T	S	A	FF	FR	PD	SA	Int
Smith	100	65	35	0	0	2	2	0
Fuller	82	72	10	0	0	12	0	0
Clinton-Dix	78	62	16	0	0	2	5	0
Trevathan	70	50	20	1	0	1	1	0
Kwiatkoski	68	50	18	1	0	4	3	1
Jackson	60	51	9	1	1	5	1	2
Amukamara	53	44	9	1	1	10	0	0
Mack	47	40	7	5	1	4	8.5	0
Skrine	47	39	8	2	0	5	0	0
Williams	42	24	18	0	2	2	6	0
Floyd	40	27	13	0	0	1	3	0
Pierre-Louis	32	22	10	0	0	3	0	1
Robertson-Harris	30	22	8	0	0	3	2.5	0
Goldman	29	20	9	0	0	0	1	0
Nichols	27	15	12	0	1	1	0	0

Sacks: Mack 8.5, Williams 6.0, Kwiatkoski 3.0,  
Floyd 3.0, Robertson-Harris 2.5, Smith 2.0, Lynch 2.0,  
Trevathan 1.0, Hicks 1.0, Anderson 1.0, Goldman 1.0,  
Jackson 1.0  
BEARS: 32.0, OPPONENTS: 45.0

USUAL STARTERS										RANKINGS			
Offense					Defense					Team Stats		Bears	
WR.....	Allen Robinson	DT.....	Akiem Hicks		Total Yards	4749				Avg	296.8	Rank	29
LT.....	Charles Leno, Jr.	NT.....	Eddie Goldman		Rushing Yards	1458				91.1			27
LG.....	Cody Whitehair	DT.....	Nick Williams		Passing Yards	3291				205.7			25
CG.....	James Daniels	OLB.....	Leonard Floyd		Points Scored	280				17.5			29
RC.....	Rashaad Coward	ILB.....	Roquan Smith										
RT.....	Bobby Massie	OLB.....	Danny Trevathan										
TE.....	J.P. Holtz	OLB.....	Khalil Mack										
WR.....	Anthony Miller	CB.....	Kyle Fuller		Total Yards	5186				Avg	324.1	Rank	8
QB.....	Mitchell Trubisky	CB.....	Prince Amukamara		Rushing Yards	1632				102.0			9
RB.....	Tarik Cohen	S.....	Eddie Jackson		Passing Yards	3554				222.1			9
RB.....	David Montgomery	S.....	Ha Ha Clinton-Dix		Points Scored	298				18.6			4



2020 CHICAGO BEARS STATISTICS

Record: 8-8, .500

2nd Place, NFC North

Head Coach: Matt Nagy

9/13	W	27 - 23	at Detroit
9/20	W	17 - 13	NY GIANTS
9/27	W	30 - 26	at Atlanta
10/4	L	11 - 19	INDIANAPOLIS
10/8	W	20 - 19	TAMPA BAY
10/18	W	23 - 16	at Carolina
10/26	L	10 - 24	at LA Rams
11/01	L	23 - 26 OT	NEW ORLEANS
11/08	L	17 - 24	at Tennessee
11/16	L	13 - 19	MINNESOTA
11/29	L	25 - 41	at Green Bay
12/06	L	30 - 34	DETROIT
12/13	W	36 - 7	HOUSTON
12/20	W	33 - 27	at Minnesota
12/27	W	41 - 17	at Jacksonville
01/03	L	16 - 35	GREEN BAY
PLAYOFFS			
1/10/2021	L	9 - 21	at New Orleans

		Bears	Opp
TOTAL FIRST DOWNS		335	331
Rushing		93	104
Passing		218	190
Penalty		24	37
3rd Down: Made/Att	71/205	80/210	
3rd Down Pct.	34.6%	38.1%	
4th Down: Made/Att	17/28	13/22	
4th Down Pct.	60.7%	59.1%	
POSSESSION AVG.	30:12	29:48	
TOTAL NET YARDS	5302	5519	
Avg. Per Game	331.4	344.9	
Total Plays	1043	1020	
Avg. Per Play	5.1	5.4	
NET YARDS RUSHING	1647	1814	
Avg. Per Game	102.9	113.4	
Total Rushes	393	438	
NET YARDS PASSING	3655	3705	
Avg. Per Game	228.4	231.6	
Sacked/Yards Lost	36/270	35/234	
Gross Yards	3925	3939	
Att./Comp.	614/402	547/350	
Completion Pct.	65.5%	64.0%	
Had Intercepted	16	10	
PUNTS/AVERAGE	64/45.7	63/45.5	
NET PUNTING AVG.	39.5	40.6	
PENALTIES/YARDS	88/777	95/861	
FUMBLES/BALL LOST	20/6	16/8	
TOUCHDOWNS	40	41	
Rushing	12	11	
Passing	26	28	
Returns	2	2	

PASSING	Att	Cmp	Yds	Cmp%	Yd/Att	TD
M.Trubisky	297	199	2055	67.0%	6.9	16
N.Foles	312	202	1852	64.7%	5.9	10
T.Brady	5	1	18	20.0%	3.6	0
Team	614	402	3925	65.5%	6.4	26
Opponents	547	350	3939	64.0%	7.2	28

Score by Period	1	2	3	4	OT	Tot
BEARS	72	122	48	130	0	372
OPPONENTS	71	115	93	88	3	370

Scoring	TD	Ru	Pa	Rt	PAT	FG	S	Pts
Santos	0	0	0	0	36/37	30/32	0	126
Montgomery	10	8	2	0	0/0	0/0	0	62
Graham	8	0	8	0	0/0	0/0	0	48
Robinson	6	0	6	0	0/0	0/0	0	36
Mooney	4	0	4	0	0/0	0/0	0	26
Kmet	2	0	2	0	0/0	0/0	0	12
A. Miller	2	0	2	0	0/0	0/0	0	12
Patterson	2	1	0	1	0/0	0/0	0	12
Foles	1	1	0	0	0/0	0/0	0	6
Jackson	1	0	0	1	0/0	0/0	0	6
Trubisky	1	1	0	0	0/0	0/0	0	6
Wims	1	0	1	0	0/0	0/0	0	6
Nall	1	0	1	0	0/0	0/0	0	6
Pierce	1	1	0	0	0/0	0/0	0	6
Mack	0	0	0	0	0/0	0/0	1	2
Team	40	126	2	36/37	30/32	1	372	
Opponents	41	118	2	37/40	29/35	0	370	

2-PT Conversions: Montgomery, Mooney  
Bears: 2/3, Opponents: 0/1

RUSHING	No	Yds	Avg	Lg	TD
Montgomery	247	1070	4.3	80T	8
Patterson	64	232	3.6	13	1
Trubisky	33	195	5.9	45	1
Cohen	14	74	5.3	17	0
Pierce	6	34	5.7	23	1
Mooney	4	20	5.0	16	0
A. Miller	2	12	6.0	9	0
Mingo	1	11	11.0	11	0
Wims	1	2	2.0	2	0
Foles	16	1	0.1	7	1
Nall	3	0	0.0	0	0
Robinson	1	-1	-1.0	-1	0
Kmet	1	-3	-3.0	-3	0
Bears	393	1647	4.2	80T	12
Opponents	438	1814	4.1	37	11

RECEIVING	No	Yds	Avg	Lg	TD
Montgomery	102	1250	12.3	42	6
Mooney	61	631	10.3	53	4
Montgomery	54	438	8.1	28T	2
Graham	50	456	9.1	30	8
A. Miller	49	485	9.9	34	2
Kmet	28	243	8.7	38	2
Patterson	21	132	6.3	25	0
Nall	8	67	8.4	18	1
D. Harris	7	45	6.4	9	0
Wims	6	48	8.0	13	1
Cohen	6	41	6.8	20	0
Ridley	4	39	9.8	18	0
Ginn	3	40	13.3	29	0
L. Miller	2	6	3.0	7	0
Messie	1	4	4.0	4	0
Holtz	0	0	0.0	0	0
Team	402	3925	9.8	53	26
Opponents	350	3939	11.3	72T	28

TD%	Int	Int%	Lg	Sack/Lost	Rating
10.2%	8	2.7%	53	18/125	93.5
9.2%	8	2.6%	50	16/145	80.8
0.0%	0	0.0%	18	0/0	42.1
12.5%	16	2.6%	53	36/270	86.5
10.8%	10	1.8%	72T	35/234	94.8

PUNTING	No	Yds	Avg	Net	TB	In	Lg	B
O'Donnell	64	2924	45.7	39.5	5	28	64	0
Team	64	2924	45.7	39.5	5	28	64	0
Opponents	63	2866	45.5	40.6	6	20	65	0

INTS	No	Yds	Avg	Lg	TD
Smith	2	16	8.0	11	0
T. Gipson	2	10	5.0	9	0
Mack	1	33	33.0	33	0
Bush	1	10	10.0	10	0
Nichols	1	7	7.0	7	0
Fuller	1	5	5.0	5	0
Houston-Carson	1	0	0.0	0	0
McManis	1	0	0.0	0	0
Team	10	81	8.1	33	0
Opponents	16	119	7.4	34	0

KO RETURNS	No	Yds	Avg	Lg	TD
Patterson	35	1017	29.1	104	1
Holtz	5	49	9.8	17	0
Nall	3	35	11.7	17	0
D. Harris	2	23	11.5	16	0
A. Miller	1	16	16.0	16	0
Mooney	1	5	5.0	5	0
Team	47	1145	24.4	104T	1
Opponents	41	836	20.4	35	0

PUNT RET.	Ret	FC	Yds	Avg	Lg	TD
D. Harris	10	0	81	8.1	19	0
A. Miller	5	3	55	11.0	32	0
Ginn	5	1	24	4.8	10	0
Carter	4	7	30	7.5	13	0
Cohen	1	3	0	0.0	0	0
Team	25	14	190	7.6	32	0
Opponents	25	22	294	11.8	42	0

FGs	1-19	20-29	30-39	40-49	50+
Santos	0/0	9/9	10/10	9/10	2/3
Team	0/0	9/9	10/10	9/10	2/3
Opponents	0/0	11/12	12/12	6/8	0/3

DEFENSE	(Top 15)	T	S	A	FF	FR	PD	SA	Int
Smith	139	98	41	1	0	7	4	2	
Trevathan	113	67	46	1	0	5	1	0	
Jackson	82	63	19	3	1	5	0	0	
T. Gipson Sr.	66	48	18	0	1	7	0	2	
Skrine	66	52	14	1	0	3	0	0	
Fuller	65	52	13	1	0	8	0	1	
Mack	50	29	21	3	1	2	3	9	1
Hicks	49	30	19	0	1	1	3	5	0
Johnson	44	34	10	0	0	15	0	0	
Nichols	40	16	24	0	0	3	5	1	
Urban	36	17	19	0	0	1	2	5	0
Mingo	29	18	11	0	0	2	2	5	0
Jenkins	21	7	14	0	0	1	1	0	0
Quinn	20	14	6	3	1	0	0	2	0
Vaughters	19	12	7	0	0	0	1	5	0

Sacks: Mack 9.0, Nichols 5.0, Edwards 4.0, Smith 4.0, Hicks 3.5, Urban 2.5, Mingo 2.5, Quinn 2.0, Vaughters 1.5, Trevathan 1.0  
Team: 35.0, Opponents: 36.0

USUAL STARTERS									
Offense					Defense				
WR.....Allen Robinson					DT.....Akiem Hicks				
LT.....Charles Leno, Jr.					NT.....Bilal Nichols				
LG.....Cody Whitehair					DT.....Brent Urban				
C.....Sam Mustipher					OLB.....Robert Quinn				
RG.....Germain Ifedi					ILB.....Roquan Smith				
RT.....Bobby Massie					ILB.....Danny Trevathan				
TE.....Cole Kmet					OLB.....Khalil Mack				
WR.....Anthony Miller					CB.....Kyle Fuller				
WR.....Darnell Mooney					CB.....Jaylon Johnson				
QB.....Mitchell Trubisky					S.....Eddie Jackson				
RB.....David Montgomery					S.....Tashaun Gipson				

RANKINGS			
Team Stats	Bears	Avg	Rank
Total Yards.....	5302	331.4	26
Rushing Yards.....	1647	102.9	25
Passing Yards.....	3655	228.4	22
Points Scored.....	373	23.3	22
	Opp	Avg	Rank
Total Yards.....	5519	344.9	11
Rushing Yards.....	1814	113.4	15
Passing Yards.....	3705	231.6	12
Points Scored.....	370	23.1	14



### 2021 CHICAGO BEARS STATISTICS

**Record: 6-11, .353**

**3rd Place, NFC North**

**Head Coach: Matt Nagy**

09/12	L	14-34	at LA Rams	70,445
09/19	W	20-17	CINCINNATI	60,840
09/26	L	6-26	at Cleveland	67,431
10/03	W	24-14	DETROIT	61,468
10/10	W	20-9	at Las Vegas	59,122
10/17	L	14-24	GREEN BAY	62,332
10/24	L	3-38	at Tampa Bay	65,635
10/31	L	22-33	SAN FRANCISCO	60,877
11/08	L	27-29	at Pittsburgh	60,788
11/21	L	13-16	BALTIMORE	60,679
11/25	W	16-14	at Detroit	56,355
12/05	L	22-33	ARIZONA	60,803
12/12	L	30-45	at Green Bay	78,273
12/20	L	9-17	MINNESOTA	60,082
12/26	W	25-24	at Seattle	68,492
01/02	W	29-3	at NY Giants	59,594
01/09	L	17-31	at Minnesota	66,625

	Bears		Opp			
Total First Downs	333	321				
Rushing	119	116				
Passing	180	170				
Penalty	34	35				
3rd Down: Made/Att	75/216	81/211				
3rd Down Pct.	34.7%	38.4%				
4th Down: Made/Att	15/36	12/24				
4th Down Pct.	41.7%	50.0%				
POSSESSION AVG.	30:20	29:40				
TOTAL NET YARDS	5225	5384				
Avg. Per Game	307.4	316.7				
Total Plays	1075	1009				
Avg. Per Play	4.9	5.3				
NET YARDS RUSHING	2018	2127				
Avg. Per Game	118.7	125.1				
Total Rushes	475	483				
NET YARDS PASSING	3207	3257				
Avg. Per Game	188.6	191.6				
Sacked/Yards Lost	58/428	49/366				
Gross Yards	3635	3635				
Attempts/Completions	542/332	477/314				
Completion Pct.	61.3%	65.8%				
Had Intercepted	20	8				
PUNTS/AVERAGE	62/46.2	63/44.8				
NET PUNTING AVG.	38.5	37.2				
PENALTIES/YARDS	106/914	93/856				
FUMBLES/BALL LOST	25/9	20/8				
TOUCHDOWNS	33	47				
Rushing	14	14				
Passing	16	31				
Returns	3	2				
PASSING	Att	Cmp	Yds	Cmp%	Yd/Att	TD
J.Fields	270	159	1870	58.9%	6.9	7
A.Dalton	236	149	1515	63.1%	6.4	8
N.Foles	35	24	250	68.6%	7.1	1
Bears	542	332	3635	61.3%	6.7	16
Opponents	477	314	3623	65.8%	7.6	31

Score by Period	1	2	3	4	OT	Tot
BEARS	47	117	57	90	0	311
OPPONENTS	79	103	94	131	0	407

Scoring	TD	Ru	Pa	Rt	PAT	FG	S	Pts
Santos	0	0	0	0	27/28	26/30	0	105
Montgomery	7	7	0	0	0/0	0/0	0	42
Mooney	5	1	4	0	0/0	0/0	0	30
J. Graham	3	0	3	0	0/0	0/0	0	20
Grant	3	0	2	1	0/0	0/0	0	18
Williams	3	2	1	0	0/0	0/0	0	18
Horsted	2	0	2	0	0/0	0/0	0	12
Herbert	2	2	0	0	0/0	0/0	0	12
Fields	2	2	0	0	0/0	0/0	0	12
Robinson	1	0	1	0	0/0	0/0	0	8
Byrd	1	0	1	0	0/0	0/0	0	8
Goodwin	1	0	1	0	0/0	0/0	0	6
James	1	0	1	0	0/0	0/0	0	6
Houston-Carson I	0	0	1	0	0/0	0/0	0	6
Smith	1	0	0	1	0/0	0/0	0	6
Blackson	0	0	0	0	0/0	0/0	1	2
Team	33	14	16	3	27/28	26/30	1	311
Opponents	47	14	31	2	42/44	27/30	0	407

2-Pt. Conversions: Graham, Byrd, Robinson II.

Bears: 3/4, Opponents: 1/3

RUSHING	No	Yds	Avg	Lg	TD
Montgomery	225	849	3.8	41	7
Herbert	103	433	4.2	29	2
Fields	72	420	5.8	23	2
Williams	40	164	4.1	23	2
Dalton	16	76	4.8	14	0
Grant	5	33	6.6	13	0
Mooney	6	32	5.3	15t	1
Foles	4	8	2.0	8	0
Nail	1	4	4.0	4	0
Kmet	1	0	0.0	0	0
Goodwin	2	-1	-0.5	1	0
<b>Bears</b>	<b>475</b>	<b>2018</b>	<b>4.2</b>	<b>41</b>	<b>14</b>
<b>Opponents</b>	<b>483</b>	<b>2127</b>	<b>4.4</b>	<b>39</b>	<b>14</b>

RECEIVING	No	Yds	Avg	Lg	TD
Mooney	81	1055	13.0	64	4
Kmet	60	612	10.2	25	0
Montgomery	42	301	7.2	16	0
Robinson	38	410	10.8	39	1
Byrd	26	329	12.7	54t	1
Goodwin	20	313	15.7	50	1
Williams	16	103	6.4	23t	1
Graham	14	167	11.9	28	3
Herbert	14	96	6.9	20	0
Grant	9	139	15.4	46t	2
James	7	62	8.9	19	1
Newsome	2	23	11.5	13	0
Horsted	2	21	10.5	19t	2
Nail	1	4	4.0	4	0
Adams	0	0	0.0	0	0
Coulter	0	0	0.0	0	0
<b>Bears</b>	<b>332</b>	<b>3635</b>	<b>10.9</b>	<b>64</b>	<b>16</b>
<b>Opponents</b>	<b>314</b>	<b>3623</b>	<b>11.5</b>	<b>83</b>	<b>31</b>

PUNTING	No	Yds	Avg	Net	TB	In	Lg	B
P. O'Donnell	62	2865	46.2	38.5	5	19	72	0
<b>Bears</b>	<b>62</b>	<b>2865</b>	<b>46.2</b>	<b>38.5</b>	<b>5</b>	<b>19</b>	<b>72</b>	<b>0</b>
<b>Opponents</b>	<b>63</b>	<b>2823</b>	<b>44.8</b>	<b>37.2</b>	<b>7</b>	<b>20</b>	<b>82</b>	<b>0</b>

INTS	No	Yds	Avg	Lg	TD
Bush	2	42	21.0	27	0
T. Gipson	2	31	15.5	31	0
Smith	1	53	53.0	53t	1
Blackson	1	6	6.0	6	0
J. Johnson	1	3	3.0	3	0
Houston-Carson I	0	0	0.0	0	0
<b>Bears</b>	<b>8</b>	<b>135</b>	<b>16.9</b>	<b>53t</b>	<b>1</b>
<b>Opponents</b>	<b>20</b>	<b>363</b>	<b>18.2</b>	<b>77</b>	<b>2</b>

KO RETURNS	No	Yds	Avg	Lg	TD
Herbert	27	650	24.1	50	0
Grant	21	493	23.5	34	0
Pierce	1	27	27.0	27	0
Mooney	1	10	10.0	10	0
Kmet	1	0	0.0	0	0
<b>Bears</b>	<b>51</b>	<b>1180</b>	<b>23.1</b>	<b>50</b>	<b>0</b>
<b>Opponents</b>	<b>35</b>	<b>750</b>	<b>21.4</b>	<b>40</b>	<b>0</b>

PUNT RET.	Ret	FC	Yds	Avg	Lg	TD
Grant	18	2	250	13.9	97t	1
Newsome	6	2	75	12.5	28	0
Webster	4	1	13	3.3	6	0
Byrd	1	0	0	0.0	0	0
<b>Bears</b>	<b>29</b>	<b>5</b>	<b>338</b>	<b>11.7</b>	<b>97t</b>	<b>1</b>
<b>Opponents</b>	<b>34</b>	<b>13</b>	<b>375</b>	<b>11.0</b>	<b>43</b>	<b>0</b>

FGs	1-19	20-29	30-39	40-49	50+
Santos	0/0	10/10	5/5	11/13	0/2
<b>Bears</b>	<b>0/0</b>	<b>10/10</b>	<b>5/5</b>	<b>11/13</b>	<b>0/2</b>
<b>Opponents</b>	<b>0/0</b>	<b>7/7</b>	<b>9/10</b>	<b>4/6</b>	<b>7/7</b>

DEFENSE (Top 15)	T	S	A	FF	FR	PD	SA	Int
Smith	163	95	68	0	0	3	3	1
Ogletree	86	54	32	1	0	4	0	0
Jackson	76	54	22	1	0	2	0	0
Nichols	51	26	25	0	2	1	3	0
Quinn	49	38	11	4	0	0	18.5	0
T. Gipson Sr.	47	33	14	0	1	3	1	2
Houston-Carson Jr.	29	18	0	2	4	0	1	1
J. Johnson	46	37	9	1	0	9	0	1
Vildor	45	32	13	0	0	4	1	0
Blackson	43	24	19	0	0	2	2.5	0
T. Gipson	37	23	14	5	1	2	7	0
Shelley	35	28	7	0	0	3	0	0
Bush	31	23	8	0	0	5	0	2
Hicks	25	19	6	0	0	0	3.5	0
Tonga	24	10	14	0	1	0	0	0

**Sacks:** Quinn 18.5, T. Gipson 7.0, Mack 6.0, Hicks 3.5, Smith 3.0, Nichols 3.0, Blackson 2.5, Edwards 2.0, Marsh 1.0, Vildor 1.0, Ta. Gipson 1.0, Goldman 0.5

**Bears:** 49.0, **Opponents:** 58.0

#### USUAL STARTERS

Offense	Defense
WR.....Allen Robinson	DT.....Akiem Hicks
LT.....Jason Peters	NT.....Bilal Nichols
LG.....Cody Whitehair	DT.....Eddie Goldman
C.....Sam Mustipher	OLB.....Robert Quinn
RG.....James Daniels	ILB.....Roquan Smith
RT.....Larry Borom	ILB.....Alec Ogletree
TE.....Cole Kmet	OLB.....Trevis Gipson
TE.....Jimmy Graham	CB.....Kindle Vildor
WR.....Darnell Mooney	CB.....Jaylon Johnson
QB.....Justin Fields	S.....Eddie Jackson
RB.....David Montgomery	S.....Tashaun Gipson

#### RANKINGS

Team Stats	Bears	Avg	Rank
Total Yards	5225	307.4	24
Rushing Yards	2018	118.7	14
Passing Yards	3635	188.6	30
Points Scored	311	18.3	27

	Opp	Avg	Rank
Total Yards	5384	316.7	6
Rushing Yards	2127	125.1	23t
Passing Yards	3623	191.6	32
Points Scored	407	23.9	23

2022 CHICAGO BEARS STATISTICS

Record: 3-14, .176  
4th Place, NFC North  
Head Coach: Matt Eberflus

09/11	W	19-10	SAN FRANCISCO	62,159
09/18	L	10-27	at Green Bay	78,350
09/25	W	23-20	HOUSTON	60,592
10/02	L	12-20	at NY Giants	74,044
10/09	L	12-29	at Minnesota	66,929
10/13	L	7-12	WASHINGTON	61,873
10/24	W	33-14	at New England	65,878
10/30	L	29-49	at Dallas	93,767
11/06	L	32-35	MIAMI	62,377
11/13	L	30-31	DETROIT	61,817
11/20	L	24-27	at Atlanta	69,757
11/27	L	10-31	at NY Jets	77,963
12/04	L	19-28	GREEN BAY	61,233
12/18	L	20-25	PHILADELPHIA	48,423
12/24	L	13-35	BUFFALO	59,929
01/01	L	10-41	at Detroit	66,169
01/08	L	13-29	MINNESOTA	60,007

	Bears	Opp					
Total First Downs	278	361					
Rushing	148	151					
Passing	109	184					
Penalty	21	26					
3rd Down: Made/Att	90/220	100/204					
3rd Down Pct.	40.9%	49.0%					
4th Down: Made/Att	8/25	6/15					
4th Down Pct.	32.0%	40.0%					
POSSESSION AVG.	29.31	30.29					
TOTAL NET YARDS	5233	6390					
Avg. Per Game	307.8	375.9					
Total Plays	993	1043					
Avg. Per Play	5.3	6.1					
NET YARDS RUSHING	3014	2674					
Avg. Per Game	177.3	157.3					
Total Rushes	558	542					
NET YARDS PASSING	2219	3716					
Avg. Per Game	130.5	218.6					
Sacked/Yards Lost	58/379	20/124					
Gross Yards	2598	3840					
Attempts/Completions	377/223	481/323					
Completion Pct.	59.2%	67.2%					
Had Intercepted	15	14					
PUNTS/AVERAGE	67/45.3	51/48.7					
NET PUNTING AVG.	40.3	42.9					
PENALTIES/YARDS	80/754	84/647					
FUMBLES/BALL LOST	33/10	25/9					
TOUCHDOWNS	37	57					
Rushing	18	31					
Passing	19	22					
Returns	0	4					
PASSING	Att	Cmp	Yds	Cmp%	Yd/Att	TD	INT
J.Fields	318	192	2242	60.4%	7.0	17	5
T.Siemian	26	15	184	57.7%	7.1	1	3
N.Peterman	25	14	139	56.0%	5.6	1	4
T.Boyle	8	2	33	25.0%	4.1	0	0
Bears	377	223	2598	59.2%	6.9	19	5
Opponents	481	323	3840	67.2%	8.0	22	4

Score by Period	1	2	3	4	OT	TOT		
BEARS	79	99	87	61	0	326		
OPPONENTS	81	175	104	103	0	463		
Scoring	TD	Ru	Re	Rt	PAT	FG	S	Pts
Santos	0	0	0	0	27/32	21/23	0	90
Fields	8	8	0	0	0/0	0/0	0	48
Kmet	7	0	7	0	0/0	0/0	0	42
Montgomery	6	5	1	0	0/0	0/0	0	36
Herbert	5	4	1	0	0/0	0/0	0	30
Pettis	3	0	3	0	0/0	0/0	0	18
Badgley	0	0	0	0	0/0	4/4	0	12
Pringle	2	0	2	0	0/0	0/0	0	12
V. Jones	2	1	1	0	0/0	0/0	0	12
Mooney	2	0	2	0	0/0	0/0	0	12
Harry	1	0	1	0	0/0	0/0	0	6
St. Brown	1	0	1	0	0/0	0/0	0	6
Wesco	0	0	0	0	0/0	0/0	0	2
Bears	37	18	19	0	27/32	25/27	0	326
Opponents	57	31	22	4	50/52	21/29	0	463
2-Pt. Conversions: Wesco								
Bears: 1/5, Opponents: 4/5								
RUSHING	No	Yds	Avg	Lg	TD			
Fields	160	1143	7.1	67t	8			
Montgomery	201	801	4.0	28	5			
Herbert	129	731	5.7	63	4			
Jones	9	103	11.4	42t	1			
Evans	14	64	4.6	21	0			
Ebner	24	54	2.3	11	0			
St. Brown	6	54	9.0	41	0			
Pettis	2	37	18.5	29	0			
Kmet	2	9	4.5	8	0			
Siemian	4	8	2.0	6	0			
Peterman	2	7	3.5	6	0			
Claypool	1	4	4.0	4	0			
Mooney	1	2	2.0	2	0			
Smith-Marsette	1	-1	-1.0	-1	0			
Boyle	2	-2	-1.0	-1	0			
Bears	558	3014	5.4	67t	18			
Opponents	542	2674	4.9	58	31			
RECEIVING	No	Yds	Avg	Lg	TD			
Kmet	50	544	10.9	50t	7			
Mooney	40	493	12.3	56	2			
Montgomery	34	316	9.3	32	1			
St. Brown	21	323	15.4	56	1			
Pettis	19	245	12.9	51t	3			
Claypool	14	140	10.0	31	0			
Pringle	10	135	13.5	35t	2			
Herbert	9	57	6.3	25t	1			
Harry	7	116	16.6	49	1			
V. Jones	7	107	15.3	44	1			
Griffin	4	26	6.5	18	0			
Wesco	2	26	13.0	23	0			
Webster	2	14	7.0	8	0			
Ebner	2	8	4.0	6	0			
Evans	1	33	33.0	33	0			
Smith-Marsette	1	15	15.0	15	0			
Tonges	0	0	0.0	0	0			
Blasingame	0	0	0.0	0	0			
Bears	223	2598	11.7	56	19			
Opponents	323	3840	11.9	68	22			
TD%	Int%	Lg	Sack/Loss	Rating				
11.7%	3.5%	56	55/359	85.2				
11.7%	3.8%	33	2/14	76.4				
14.0%	4.0%	28	1/6	68.6				
15.0%	2.50%	17	0/0	4.7				
15.0%	4.0%	56	58/379	80.3				
2.9%		68	20/124	94.4				

PUNTING	No	Yds	Avg	Net	TB	In	Lg	B
Gill	66	3038	46.0	40.3	3	20	63	1
Bears	67	3038	45.3	40.3	3	20	63	1
Opponents	51	2485	48.7	42.9	5	15	83	0
INTS	No	Yds	Avg	Lg	TD			
Jackson	4	44	11.0	26	0			
Gordon	3	78	26.0	42	0			
Smith	2	22	11.0	18	0			
Vildor	1	18	18.0	18	0			
Houston-Carson	1	18	18.0	18	0			
Stroman	1	10	10.0	10	0			
Brisker	1	6	6.0	6	0			
Morrow	1	5	5.0	5	0			
Bears	14	201	14.4	42	0			
Opponents	15	93	6.2	28	1			
KO RETURNS	No	Yds	Avg	Lg	TD			
V. Jones	22	607	27.6	63	0			
Ebner	10	226	22.6	30	0			
Herbert	5	146	29.2	50	0			
Smith-Marsette	1	17	17.0	17	0			
Bears	38	996	26.2	63	0			
Opponents	32	823	25.7	103t	1			
PUNT RET.	Ret	FC	Yds	Avg	Lg	TD		
Pettis	18	8	163	9.1	27	0		
V. Jones	5	1	35	7.0	19	0		
Ebner	0	1	0	0.0	0	0		
Bears	23	10	198	8.6	27	0		
Opponents	31	20	281	9.1	31	0		
FGs	1-19	20-29	30-39	40-49	50+			
Santos	0/0	4/4	7/7	7/7	4/5			
Badgley	0/0	2/2	1/1	1/1	0/0			
Bears	0/0	6/6	8/8	7/8	4/5			
Opponents	0/0	8/9	4/7	6/7	3/6			
DEFENSE	T	S	A	FF	FR	PD	SA	Int
(Top 15)								
Morrow	116	83	33	0	2	0	1	
Brisker	104	73	31	1	0	2	4	1
Jackson	80	59	21	2	0	6	4	0
Gordon	71	55	16	1	0	6	0	3
Smith	83	52	31	0	0	3	2.5	2
Sanborn	59	47	12	0	1	0	2	0
J. Thomas	57	33	24	0	0	2	1	0
Ja. Jones	40	29	11	0	0	2	0	0
Ju. Jones	52	28	24	0	0	4	3	0
Johnson	35	28	7	1	0	7	0	0
Houston-Carson	36	22	14	0	0	1	0	1
Vildor	34	21	13	0	0	5	0	1
Robinson	30	19	11	0	0	2	1.5	0
Watts	35	18	17	0	0	0	1	0
Gipson	31	17	14	0	0	3	3	0
Sacks: Brisker 4.0, J. Jones 3.0, Gipson 3.0,								
Smith 2.5, Sanborn 2.0, Robinson 1.5, Quinn 1.0,								
Watts 1.0, J. Thomas 1.0, Muhammad 1.0								
Bears: 20.0. Opponents: 58.0								

USUAL STARTERS									
Offense					Defense				
WR.....	Equanimeous St. Brown	DT.....	Justin Jones		NT.....	Armon Watts			
LT.....	Braxton Jones	OLB.....	Trevis Gipson		OLB.....	Al-Quadin Muhammad			
LG.....	Cody Whitehair	ILB.....	Roquan Smith		ILB.....	Nicholas Morrow			
C.....	Sam Mustipher	CB.....	Kindle Vildor		CB.....	Jaylon Johnson			
RG.....	Teven Jenkins	CB.....	Kyler Gordon		S.....	Eddie Jackson			
RT.....	Larry Borom	S.....	Jaquan Brisker						
TE.....	Cole Kmet								
WR.....	Darnell Mooney								
WR.....	Dante Pettis								
QB.....	Justin Fields								
RB.....	David Montgomery								

RANKINGS			
Bears			
Total Yards.....	5233	307.8	28th
Rushing Yards.....	3014	177.3	1st
Passing Yards.....	2219	130.5	32nd
Points Scored.....	326	19.2	23rd
Opp			
Total Yards.....	6390	375.9	29th
Rushing Yards.....	2674	157.3	31st
Passing Yards.....	3840	225.9	17th
Points Scored.....	463	27.2	32nd

2023 CHICAGO BEARS STATISTICS

Record: 7-10, .412  
4th Place, NFC North  
Head Coach: Matt Eberflus

09/10	L	38-20	GREEN BAY	62,456
09/17	L	17-27	@ Tampa Bay	62,976
09/24	L	10-41	@ Kansas City	73,562
10/01	L	28-31	DENVER	62,220
10/5	W	40-20	@ Washington	63,727
10/15	L	13-19	MINNESOTA	62,167
10/22	W	30-12	LAS VEGAS	62,199
10/29	L	13-30	@ LA Chargers	70,240
11/05	L	17-24	@ New Orleans	70,006
11/09	W	16-13	CAROLINA	61,200
11/19	L	26-31	@ Detroit	63,873
11/27	W	12-10	@ Minnesota	66,843
12/10	W	28-13	DETROIT	62,185
12/17	L	17-20	@ Cleveland	67,919
12/24	W	27-16	ARIZONA	59,978
12/31	W	37-17	ATLANTA	61,752
01/07	L	9-17	@ Green Bay	78,188

	Bears	Opp				
Total First Downs	322	307				
Rushing	137	88				
Passing	169	196				
Penalty	16	23				
3rd Down: Made/Att	98/238	98/222				
3rd Down Pct.	41.2%	44.1%				
4th Down: Made/Att	13/26	10/23				
4th Down Pct.	50.0%	43.5%				
POSSESSION AVG.	31:58	28:02				
TOTAL NET YARDS	5492	5511				
Avg. Per Game	323.2	324.2				
Total Plays	1097	1035				
Avg. Per Play	5.0	5.3				
NET YARDS RUSHING	2399	1468				
Avg. Per Game	141.1	86.4				
Total Rushes	534	388				
NET YARDS PASSING	3096	4043				
Avg. Per Game	182.1	237.8				
Sacked/Yards Lost	50/325	30/202				
Gross Yards	3421	4245				
Attempts/Completions	513/321	617/410				
Completion Pct.	62.6%	66.5%				
Had Intercepted	15	22				
PUNTS/AVERAGE	67/46.1	63/46.6				
NET PUNTING AVG.	38.0	41.9				
PENALTIES/YARDS	99/853	72/530				
FUMBLES/BALL LOST	24/10	19/6				
TOUCHDOWNS	37	44				
Rushing	16	8				
Passing	19	31				
Returns	2	5				
PASSING	Att	Cmp	Yds	Cmp%	Yd/Att	TD
J.Fields	370	227	2562	61.4%	6.9	16
T.Bagent	143	94	859	65.7%	6.0	3
N.Peterman	0	0	0	0.0%	0.0	0
Bears	513	321	3421	62.6%	6.7	19
Opponents	617	410	4245	66.5%	6.9	31

Score by Period	1	2	3	4	OT	Tot
BEARS	71	121	73	95	0	360
OPPONENTS	55	133	75	116	0	379

Scoring	TD	Ru	Pa	Rt	PAT	FG	S	Pts
Santos	0	0	0	0	31/33	35/38	0	136
Moore	9	1	8	0	0/0	0/0	0	54
Kmet	6	0	6	0	0/0	0/0	0	36
Foreman	5	4	1	0	0/0	0/0	0	34
Fields	4	4	0	0	0/0	0/0	0	20
Herbert	3	2	1	0	0/0	0/0	0	20
Bagent	2	2	0	0	0/0	0/0	0	12
R. Johnson	2	2	0	0	0/0	0/0	0	12
Claypool	1	0	1	0	0/0	0/0	0	6
Edmunds	1	0	0	1	0/0	0/0	0	6
Evans	1	1	0	0	0/0	0/0	0	6
J. Johnson	1	0	0	1	0/0	0/0	0	6
Lewis	1	0	1	0	0/0	0/0	0	6
Mooney	1	0	1	0	0/0	0/0	0	6
Bears	37	16	19	2	31/33	35/38	0	360
Opponents	44	8	31	5	37/39	24/33	1	379

2-Pt. Conversions: Herbert  
Bears: 1/4, Opponents: 2/5

RUSHING	No	Yds	Avg	Lg	TD
Fields	124	657	5.3	39	4
Herbert	132	611	4.6	38	2
Foreman	109	425	3.9	22	4
R. Johnson	81	352	4.3	29	2
Bagent	23	109	4.7	20	2
Evans	30	105	3.5	12	1
V. Jones	8	51	6.4	17	0
Scott	7	41	5.9	16	0
Blasingame	8	26	3.3	6	0
Moore	4	21	5.3	16t	1
Mooney	2	5	2.5	3	0
Kmet	3	2	0.7	1	0
Taylor	1	-2	-2.0	-2	0
Peterman	2	-4	-2.0	-2	0
Bears	534	2399	4.5	39	16
Opponents	388	1468	3.8	36	8

RECEIVING	No	Yds	Avg	Lg	TD
Moore	96	1364	14.2	58	8
Kmet	73	719	9.8	53	6
R. Johnson	34	209	6.1	24	0
Mooney	31	414	13.4	41	1
Herbert	20	134	6.7	23	1
Scott	17	168	9.9	30	0
Tonyan	11	112	10.2	24	0
Foreman	11	77	7.0	17	1
Evans	7	49	7.0	17	0
St. Brown	5	62	12.4	21	0
Claypool	4	51	12.8	20t	1
Lewis	4	29	7.3	16	1
V. Jones	4	20	5.0	11	0
Blasingame	3	2	0.7	4	0
C. Johnson	1	11	11.0	11	0
Homer	0	0	0.0	0	0
Taylor	0	0	0.0	0	0
Bears	321	3421	10.7	58	19
Opponents	410	4245	10.4	75t	31

PUNTING	No	Yds	Avg	Net	TB	In	Lg	B
Gill	67	3088	46.1	38.0	8	18	76	0
Bears	67	3088	46.1	38.0	8	18	76	0
Opponents	62	2887	46.6	41.9	5	26	77	0

INTS	No	Yds	Avg	Lg	TD
J. Johnson	4	65	16.3	39t	1
Edmunds	4	61	15.3	45t	1
Stevenson	4	46	11.5	34	0
Edwards	3	4	1.3	2	0
Gordon	2	0	0.0	0	0
Sanborn	1	42	42.0	42	0
Jackson	1	27	27.0	27	0
Brisker	1	0	0.0	0	0
Q. Johnson	1	0	0.0	0	0
Stroman	1	0	0.0	0	0
Bears	22	245	11.1	45t	2
Opponents	15	137	9.1	37t	2

KO RETURNS	No	Yds	Avg	Lg	TD
V. Jones	16	435	27.2	37	0
Scott	5	108	21.6	33	0
R. Johnson	1	0	0.0	0	0
Kmet	1	0	0.0	0	0
Bears	23	543	23.6	37	0
Opponents	15	371	24.7	40	0

PUNT RET.	Ret	FC	Yds	Avg	Lg	TD
Taylor	23	21	188	8.2	31	0
Bears	23	21	188	8.2	31	0
Opponents	30	13	381	12.7	79t	1

FGs	1-19	20-29	30-39	40-49	50+
Santos	0/0	9/9	11/11	8/10	7/8
Bears	0/0	9/9	11/11	8/10	7/8
Opponents	0/0	4/4	8/8	4/4	8/11

DEFENSE	T	S	A	FF	FR	PD	SA	Int
Edwards	153	90	63	1	2	7	2.5	3
Edmunds	112	69	43	1	1	7	0.0	4
Brisker	105	66	39	2	1	9	0.0	1
Stevenson	84	63	21	1	0	16	0.0	4
Gordon	61	44	17	0	0	6	0.0	2
Sanborn	59	41	18	0	0	2	1.0	1
Smith	49	38	11	1	1	6	0.0	0
J. Jones	49	29	20	0	0	4	4.5	0
Jackson	37	32	5	0	0	5	0.0	1
J. Johnson	36	31	5	1	0	10	0.0	4
Hicks	30	18	12	0	0	1	0.0	0
Walker	30	17	13	0	0	0	0.0	3
Billings	27	12	15	0	0	0	0.0	0
Sweat	25	17	8	1	0	3	6.0	0
Ngakoue	22	13	9	0	0	0	4.0	0

Sacks: Sweat 6.0, J. Jones 4.5, Ngakoue 4.0,  
Walker 3.5, Edwards 2.5, Dexter 2.5, Green 2.0,  
Brisker 1.0, Gordon 1.0, Sanborn 1.0, Stroman 1.0,  
Pickens 0.5, Robinson 0.5  
Bears: 30.0, Opponents: 50.0

USUAL STARTERS				RANKINGS				
Offense		Defense		Team Stats		Bears	Avg	Rank
WR.....	DJ Moore	DT.....	Justin Jones	Total Yards.....	5495	323.2	20th	
LT.....	Braxton Jones	DT.....	Andrew Billings	Rushing Yards.....	2399	141.1	2nd	
LG.....	Cody Whitehair	DL.....	Montez Sweat	Passing Yards.....	3096	182.1	27th	
C.....	Lucas Patrick	DL.....	Yannick Ngakoue	Points Scored.....	360	21.2	18th	
RG.....	Teven Jenkins	LB.....	T.J. Edwards					
RT.....	Darnell Wright	LB.....	Tremaine Edmunds					
TE.....	Cole Kmet	DB.....	Tyrique Stevenson	Total Yards.....	5511	324.2	12th	
TE.....	Robert Tonyan	DB.....	Jaylon Johnson	Rushing Yards.....	1468	86.4	1st	
WR.....	Darnell Mooney	DB.....	Kyler Gordon	Passing Yards.....	4043	237.8	25th	
QB.....	Justin Fields	DB.....	Eddie Jackson	Points Scored.....	379	22.3	20th	
RB.....	Khalil Herbert	DB.....	Jaquan Brisker					

2024 CHICAGO BEARS STATISTICS

Record: 5-12, .294

4th Place, NFC North

Head Coach: Matt Eberflus (4-8)

Thomas Brown (int.) (1-4)

09/08	W	24-17	TENNESSEE	59,403
09/15	L	13-19	@Houston	71,412
09/22	L	16-21	@Indianapolis	66,624
09/29	W	24-18	LA RAMS	59,074
10/06	W	36-10	CAROLINA	59,307
10/13	W	35-16	JACKSONVILLE*	61,182
10/27	L	15-18	@Washington	64,704
11/03	L	29-9	@Arizona	64,609
11/10	L	3-19	NEW ENGLAND	58,912
11/17	L	19-20	GREEN BAY	59,419
11/24	L	27-30	MINNESOTA OT	57,659
11/28	L	20-23	@Detroit	64,275
12/08	L	13-38	@San Francisco	71,662
12/16	L	12-30	@Minnesota	67,017
12/22	L	17-34	DETROIT	56,539
12/26	L	3-6	SEATTLE	56,345
01/05	W	24-22	@Green Bay	77,862

\*In London, England (Tottenham Hotspur Stadium)

	Bears		Opp			
Total First Downs	296		326			
Rushing	97		129			
Passing	172		129			
Penalty	27		20			
3rd Down: Made/Att	76/231		80/213			
3rd Down Pct.	32.9%		37.6%			
4th Down: Made/Att	23/38		9/19			
4th Down Pct.	60.5%		47.4%			
POSSESSION AVG.	29:56		30:04			
TOTAL NET YARDS	4820		6022			
Avg. Per Game	283.5		354.2			
Total Plays	1065		1028			
Avg. Per Play	4.5		5.9			
NET YARDS RUSHING	1734		2317			
Avg. Per Game	102.0		136.6			
Total Rushes	431		485			
NET YARDS PASSING	3086		3705			
Avg. Per Game	181.5		217.9			
Sacked/Yards Lost	68/466		40/254			
Gross Yards	3552		3959			
Attempts/Completions	566/353		503/325			
Completion Pct.	62.4%		64.6%			
Had Intercepted	7		11			
PUNTS/AVERAGE	82/47.7		62/46.9			
NET PUNTING AVG.	41.6		39.2			
PENALTIES/YARDS	110/867		107/794			
FUMBLES/BALL LOST	19/9		24/13			
TOUCHDOWNS	36		37			
Rushing	13		20			
Passing	20		17			
Returns	3		0			
PASSING	Att	Cmp	Yds	Cmp%	Yd/Att	TD
C.Williams	562	351	3541	62.5%	6.3	20
T.Bagent	2	2	11	100.0%	5.5	0
D.Moore	1	0	0	0.0%	0.0	0
K.Allen	1	0	0	0.0%	0.0	0
Bears	566	353	3552	62.4%	6.3	20
Opponents	503	325	3959	64.6%	7.9	17

Score by Period	1	2	3	4	OT	Tot
BEARS	27	100	62	121	0	310
OPPONENTS	92	127	64	84	3	370

Scoring	TD	Ru	Pa	Rt	PAT	FG	2S	Pts
Santos	0	0	0	0	25/26	21/25	0	88
Allen	7	0	7	0	0/0	0/0	0	42
Moore	6	0	6	0	0/0	0/0	0	38
Swift	6	6	0	0	0/0	0/0	0	38
R. Johnson	6	6	0	0	0/0	0/0	0	36
Kmet	4	0	4	0	0/0	0/0	0	26
Odunze	3	0	3	0	0/0	0/0	0	18
Blackwell	1	0	0	1	0/0	0/0	0	6
Herbert	1	1	0	0	0/0	0/0	0	6
Owens	1	0	0	1	0/0	0/0	0	6
Stevenson	1	0	0	1	0/0	0/0	0	6
Bears	36	13	20	3	25/26	21/25	0	310
Opponents	37	20	17	0	32/32	38/43	1	370

2-Pt. Conversions: Kmet, Moore, Swift  
Bears: 3/10, Opponents: 0/4

RUSHING	No	Yds	Avg	Lg	TD
Swift	253	959	3.8	57t	6
Williams	81	489	6.0	24	0
R. Johnson	55	150	2.7	9	6
Moore	14	75	5.4	14	0
Homer	6	23	3.8	6	0
Herbert	8	16	2.0	6	1
Odunze	3	15	5.0	8	0
V. Jones	2	11	5.5	6	0
Evans	3	3	1.0	4	0
Gabent	6	-7	-1.2	-1	0
Bears	431	1734	4.0	56t	13
Opponents	485	2317	4.8	53t	20

RECEIVING	No	Yds	Avg	Lg	TD
Moore	98	966	9.9	44	6
Allen	70	744	10.6	45t	7
Odunze	54	734	13.6	47	3
Kmet	47	474	10.1	31t	4
Swift	42	386	9.2	42	0
R. Johnson	16	104	6.5	17	0
Carter	9	72	8.0	14	0
Everett	8	36	4.5	17	0
Homer	3	11	3.7	6	0
Herbert	2	4	2.0	2	0
V. Jones	1	8	8.0	8	0
C. Johnson	1	6	6.0	6	0
Scott	1	5	5.0	5	0
Lewis	1	2	2.0	2	0
Bears	353	3552	10.1	47	20
Opponents	325	3959	12.2	82t	17

PUNTING	No	Yds	Avg	Net	TB	In	Lg	B
T. Taylor	82	3911	47.7	41.6	4	34	68	0
Bears	82	3911	47.7	41.6	4	34	68	0
Opponents	62	2910	46.9	40.4	5	24	75	2

INTS	No	Yds	Avg	Lg	TD
Stevenson	2	43	21.5	43t	1
J. Johnson	2	11	5.5	9	0
Smith	1	23	23.0	23	0
Blackwell	1	10	10.0	10	0
Brisker	1	0	0.0	0	0
Byard III	1	0	0.0	0	0
Edmunds	1	0	0.0	0	0
Edwards	1	0	0.0	0	0
Owens	1	0	0.0	0	0
Bears	11	87	7.9	43t	1
Opponents	7	60	8.6	22	0

KO RETURNS	No	Yds	Avg	Lg	TD
Carter	15	479	31.9	67	0
Scott	8	207	25.9	36	0
Homer	1	28	28.0	28	0
Blackwell	1	25	25.0	25	0
V. Jones	1	0	0.0	0	0
Bears	27	768	28.4	67	0
Opponents	31	853	27.5	43	0

PUNT RET.	Ret	FC	Yds	Avg	Lg	TD
Carter	17	9	158	9.3	38	0
Blackwell	7	3	146	20.9	94t	1
Bears	24	12	304	12.7	94t	1
Opponents	41	23	422	10.3	27	0

FGs	1-19	20-29	30-39	40-49	50+
C.Santos	0/0	4/4	4/4	5/8	8/9
Bears	0/0	4/4	4/4	5/8	8/9
Opponents	0/0	4/4	10/10	7/10	8/10

DEFENSE	(Top 15)	T	S	A	FF	FR	PD	Sa	Int
Byard III	130	80	50	1	0	7	2.0	1	0
Edwards	129	79	50	1	0	3	4.0	1	0
Edmunds	110	60	50	1	0	8	1.0	1	0
Gordon	75	48	27	1	0	5	0.5	0	0
Stevenson	75	50	25	1	0	12	0.0	2	0
J. Johnson	53	42	11	1	0	8	1.0	2	0
Dexter Sr.	51	23	28	0	0	1	5.0	0	0
Walker	47	25	22	0	0	0	3.5	0	0
Owens	46	28	18	1	0	2	0.0	1	0
Brisker	40	23	17	1	0	2	1.0	1	0
E.Hicks	33	20	13	0	0	2	0.0	0	0
Sweat	32	18	14	2	0	2	5.5	0	0
D. Taylor	32	20	12	2	0	2	3.0	0	0
Sanborn	31	14	17	0	0	3	1.5	0	0
Cowart	26	26	14	0	0	0	2.5	0	0
Sacks: Sweat 5.5, Dexter 5.0, Edwards 4.0, Walker 3.5, Martin 3.0, D. Taylor 3.0, Ch. Williams 3.0, Cowart 2.5, Byard III 2.0, Booker 1.5, Sanborn 1.5, Billings 1.0, Brisker 1.0, Edmunds 1.0, Ogbongbemiga 1.0, Pickens 1.0, Gordon 0.5									
Bears: 40.0, Opponents: 68.0									

USUAL STARTERS												RANKINGS			
Offense						Defense						Team Stats		Bears	
WR.....DJ Moore						DL.....Montez Sweat						Total Yards	4820	283.5	32nd
LT.....Braxton Jones						DL.....Gervon Dexter Sr.						Rushing Yards	1734	102.0	25th
LG.....Teven Jenkins						DL.....Andrew Billings						Passing Yards	3086	181.5	31st
C.....Coleman Shelton						DL.....DeMarcus Walker						Points Scored	310	18.2	28th
RG.....Teven Jenkins						LB.....T.J. Edwards									
RT.....Darnell Wright						LB.....Tremaine Edmunds									
TE.....Cole Kmet						DB.....Tyrique Stevenson						Total Yards	6022	354.2	27th
WR.....Keenan Allen						DB.....Jaylon Johnson						Rushing Yards	2317	136.3	28th
WR.....Rome Odunze						DB.....Kyler Gordon						Passing Yards	3705	217.9	16th
QB.....Caleb Williams						DB.....Kevin Byard III						Points Scored	370	21.8	13th
RB.....D'Andre Swift						DB.....Jaquan Brisker									

Below is a list of every postseason result for the Bears since 1933. The Bears are 12th in the NFL in all-time playoff appearances with 27 and an overall playoff record of 17-20, including a 12-9 (.571) record at home, a 4-10 (.286) mark on the road and 1-1 in two Super Bowl appearances.

DATE	GAME	WINNER	LOSER	CHI-OPP	SITE
12-17-33	NFL Championship	BEARS	NY Giants	23-21	Wrigley Field
12-9-34	NFL Championship	NY Giants	BEARS	13-30	Polo Grounds
12-12-37	NFL Championship	Washington	BEARS	21-28	Wrigley Field
12-8-40	NFL Championship	BEARS	Washington	73-0	Griffith Stadium
12-14-41	Conference Championship	BEARS	Green Bay	33-14	Wrigley Field
12-21-41	NFL Championship	BEARS	NY Giants	37- 9	Wrigley Field
12-13-42	NFL Championship	Washington	BEARS	6-14	Griffith Stadium
12-26-43	NFL Championship	BEARS	Washington	41-21	Wrigley Field
12-15-46	NFL Championship	BEARS	NY Giants	24-14	Polo Grounds
12-17-50	Conference Championship	LA Rams	BEARS	14-24	LA Coliseum
12-30-56	NFL Championship	NY Giants	BEARS	7-47	Yankee Stadium
12-29-63	NFL Championship	BEARS	NY Giants	14-10	Wrigley Field
12-26-77	NFC Divisional	Dallas	BEARS	7-37	Texas Stadium
12-23-79	NFC Wild Card	Philadelphia	BEARS	17-27	Veterans Stadium
12-30-84	NFC Divisional	BEARS	Washington	23-19	RFK Memorial
1-6-85	Conference Championship	San Francisco	BEARS	0-23	Candlestick Park
1-5-86	NFC Divisional	BEARS	NY Giants	21- 0	Soldier Field
1-12-86	Conference Championship	BEARS	LA Rams	24- 0	Soldier Field
1-26-86	Super Bowl XX	BEARS	New England	46-10	Louisiana Superdome
1-3-87	NFC Divisional	Washington	BEARS	13-27	Soldier Field
1-10-88	NFC Divisional	Washington	BEARS	17-21	Soldier Field
12-31-88	NFC Divisional	BEARS	Philadelphia	20-12	Soldier Field
1-8-89	Conference Championship	San Francisco	BEARS	3-28	Soldier Field
1-6-91	NFC Wild Card	BEARS	New Orleans	16- 6	Soldier Field
1-13-91	NFC Divisional	NY Giants	BEARS	3-31	Giants Stadium
12-29-91	NFC Wild Card	Dallas	BEARS	13-17	Soldier Field
1-1-95	NFC Wild Card	BEARS	Minnesota	35-18	HHH Metrodome
1-7-95	NFC Divisional	San Francisco	BEARS	15-44	Candlestick Park
1-19-02	NFC Divisional	Philadelphia	BEARS	19-33	Soldier Field
1-15-06	NFC Divisional	Carolina	BEARS	21-29	Soldier Field
1-14-07	NFC Divisional	BEARS	Seattle	27-24 (OT)	Soldier Field
1-21-07	Conference Championship	BEARS	New Orleans	39-14	Soldier Field
2-4-07	Super Bowl XLI	Indianapolis	BEARS	17-29	Dolphin Stadium
1-16-11	NFC Divisional	BEARS	Seattle	35-24	Soldier Field
1-23-11	Conference Championship	Green Bay	BEARS	14-21	Soldier Field
1-6-19	NFC Wild Card	Philadelphia	BEARS	15-16	Soldier Field
1-10-21	NFC Wild Card	New Orleans	BEARS	21-9	Mercedes-Benz Superdome

The Chicago Bears have a championship history that is nearly as old as the NFL itself. The Bears have captured the NFL's (then called the American Professional Football Association) second-ever championship in 1921. Since the formation of the NFL, the Bears have nine total NFL titles.

### MOST NFL CHAMPIONSHIPS WON



13



9



8



6



5



4



### DETROIT LIONS

W-105

L-80

T-5

1930 - at Spartans, L 6-7  
vs. Spartans, W 14-6  
1931 - vs. Spartans, W 9-6  
at Spartans, L 0-3  
1932 - vs. Spartans, 13-13  
at Spartans, T 7-7  
vs. Spartans, W 9-0  
1933 - vs. Spartans, W 17-14  
at Spartans, W 17-7  
1934 - at Lions, W 19-16  
vs. Lions, W 10-7 Thanksgiving  
1935 - vs. Lions, T 20-20  
at Lions, L 2-14 Thanksgiving  
1936 - vs. Lions, W 12-10  
at Lions, L 7-13 Thanksgiving  
1937 - vs. Lions, W 28-20  
at Lions, W 13-0 Thanksgiving  
1938 - vs. Lions, L 7-13  
at Lions, L 7-14 Thanksgiving  
1939 - vs. Lions, L 0-10  
at Lions, W 23-13  
1940 - vs. Lions, W 7-0  
at Lions, L 14-17  
1941 - vs. Lions, W 49-0  
at Lions, W 24-7  
1942 - vs. Lions, W 16-0  
at Lions, W 42-0  
1943 - vs. Lions, W 27-21  
vs. Lions, W 35-14  
1944 - vs. Lions, T 21-21  
at Lions, L 21-41  
1945 - at Lions, L 10-16  
vs. Lions, L 28-35  
1946 - vs. Lions, W 42-6  
at Lions, W 45-24  
1947 - vs. Lions, W 33-24  
at Lions, W 34-14 Thanksgiving  
1948 - vs. Lions, W 28-0  
at Lions, W 42-14  
1949 - vs. Lions, W 27-24  
at Lions, W 28-7 Thanksgiving  
1950 - at Lions, W 35-21  
vs. Lions, W 6-3  
1951 - at Lions, W 28-23  
vs. Lions, L 28-41  
1952 - vs. Lions, W 24-23  
at Lions, L 21-45  
1953 - vs. Lions, L 16-20  
at Lions, L 13-7  
1954 - at Lions, L 23-48  
vs. Lions, W 28-24  
1955 - at Lions, W 24-14  
vs. Lions, W 21-20  
1956 - vs. Lions, L 10-42  
vs. Lions, W 38-21  
1957 - at Lions, W 27-7  
vs. Lions, L 13-21  
1958 - at Lions, W 20-7  
vs. Lions, W 21-16  
1959 - at Lions, W 24-14  
vs. Lions, W 25-14  
1960 - vs. Lions, W 28-7  
at Lions, L 0-36  
1961 - at Lions, W 31-17  
vs. Lions, L 15-16  
1962 - at Lions, L 3-11  
vs. Lions, W 3-0  
1963 - at Lions, W 37-21  
vs. Lions, W 24-14

1964 - vs. Lions, L 0-10  
at Lions, W 27-24 Thanksgiving  
1965 - vs. Lions, W 38-10  
at Lions, W 17-10  
1966 - at Lions, L 3-14  
vs. Lions, T 10-10  
1967 - vs. Lions, W 14-3  
at Lions, W 27-13  
1968 - at Lions, L 0-42  
vs. Lions, L 10-28  
1969 - at Lions, L 7-13  
vs. Lions, L 3-20  
1970 - at Lions, L 14-28 MNF  
vs. Lions, L 10-16  
1971 - at Lions, W 28-23  
vs. Lions, L 3-28  
1972 - at Lions, L 0-14  
vs. Lions, L 24-38  
1973 - vs. Lions, L 7-30  
at Lions, L 7-40  
1974 - vs. Lions, W 17-9  
at Lions, L 17-34  
1975 - at Lions, L 7-27  
vs. Lions, W 25-21  
1976 - vs. Lions, W 10-3  
at Lions, L 10-14  
1977 - vs. Lions, W 30-20  
at Lions, W 31-14 Thanksgiving  
1978 - at Lions, W 19-0  
vs. Lions, L 17-21  
1979 - vs. Lions, W 35-7  
at Lions, L 0-20 Thanksgiving  
1980 - vs. Lions, W 24-7  
at Lions, W 23-17 OT Thanksgiving  
1981 - at Lions, L 17-48 MNF  
vs. Lions, L 7-23  
1982 - at Lions, L 10-17  
vs. Lions, W 20-17  
1983 - at Lions, L 17-31  
vs. Lions, L 17-38  
1984 - vs. Lions, W 16-14  
at Lions, W 30-13  
1985 - vs. Lions, W 24-3  
at Lions, W 37-17  
1986 - vs. Lions, W 13-7  
at Lions, W 16-13 MNF  
1987 - vs. Lions, W 30-10  
(Second game cancelled)  
1988 - at Lions, W 24-7  
vs. Lions, W 13-12  
1989 - at Lions, W 47-27  
vs. Lions, L 17-27  
1990 - vs. Lions, W 23-17 OT  
at Lions, L 21-38 SNF  
1991 - vs. Lions, W 20-10  
at Lions, L 6-16 Thanksgiving  
1992 - vs. Lions, W 27-24  
at Lions, L 3-16  
1993 - at Lions, W 10-6 Thanksgiving  
vs. Lions, L 14-20  
1994 - at Lions, L 16-21  
vs. Lions, W 20-10  
1995 - vs. Lions, L 17-24  
at Lions, L 7-27 MNF  
1996 - at Lions, L 16-35  
vs. Lions, W 31-14  
1997 - vs. Lions, L 7-32  
at Lions, L 20-55 Thanksgiving  
1998 - vs. Lions, W 31-27

at Lions, L 3-26 SNF  
at Lions, L 17-21 Thanksgiving  
1999 - vs. Lions, W 28-10  
2000 - vs. Lions, L 14-21  
at Lions, W 23-20  
2001 - vs. Lions, W 13-10  
at Lions, W 24-0  
2002 - at Lions, L 20-23 OT  
vs. Lions, W 20-17 OT  
2003 - vs. Lions, W 24-16  
at Lions, L 10-12  
2004 - vs. Lions, L 16-20  
at Lions, L 13-19  
2005 - vs. Lions, W 38-6  
at Lions, W 19-13 OT  
2006 - vs. Lions, W 34-7  
at Lions, W 26-21  
2007 - at Lions, L 27-37  
vs. Lions, L 7-16  
2008 - at Lions, W 34-7  
vs. Lions, W 27-23  
2009 - vs. Lions, W 48-24  
at Lions, W 37-23  
2010 - vs. Lions, W 19-14  
at Lions, W 24-20  
2011 - at Lions, L 13-24 MNF  
vs. Lions, W 37-13  
2012 - vs. Lions, W 13-7 MNF  
at Lions, W 26-24  
2013 - at Lions, L 32-40  
vs. Lions, L 19-21  
2014 - at Lions, L 17-34 Thanksgiving  
vs. Lions, L 14-20  
2015 - at Lions, L 34-37 OT  
vs. Lions, L 20-24  
2016 - vs. Lions, W 17-14  
at Lions, L 17-20  
2017 - vs. Lions, L 24-27  
at Lions, L 10-20  
2018 - vs. Lions, W 34-22  
at Lions, W 23-16 Thanksgiving  
2019 - vs. Lions, W 20-13  
at Lions, L 20-24 Thanksgiving  
2020 - at Lions, W 27-23  
vs. Lions, L 30-34  
2021 - vs. Lions, W 24-14  
at Lions, W 16-14  
2022 - vs. Lions, L 30-31  
at Lions, L 10-41  
2023 - at Lions, L 26-31  
vs. Lions, W 28-13  
2024 - at Lions, L 20-23 Thanksgiving  
vs. Lions, L 17-34

	GREEN BAY PACKERS	W-96	L-108	T-6
1921 -	vs. Packers, W 20-0	1955 -	vs. Packers, W 27-13	
1923 -	at Packers, W 3-0	vs. Packers, W 52-31	1991 -	at Packers, W 10-0 TNF
1924 -	vs. Packers, W 3-0	1956 -	vs. Packers, W 27-13	
1925 -	at Packers, L 10-14	vs. Packers, W 38-14	1992 -	at Packers, W 30-10
1926 -	vs. Packers, W 21-0	1957 -	vs. Packers, L 3-17	
	at Packers, T 6-6	vs. Packers, W 21-14	1993 -	at Packers, L 3-17
	vs. Packers, W 19-13	1958 -	vs. Packers, W 30-17	
	vs. Packers, T 3-3	at Packers, W 34-20	1994 -	vs. Packers, L 6-33 MNF
1927 -	at Packers, W 7-6	vs. Packers, W 24-10	at Packers, L 3-40	
	vs. Packers, W 14-6	1959 -	vs. Packers, L 24-27 MNF	
1928 -	at Packers, T 12-12	vs. Packers, W 28-17	1995 -	at Packers, L 28-35
	vs. Packers, L 6-16	1960 -	vs. Packers, L 6-37	
	vs. Packers, L 0-6	at Packers, L 13-41	1996 -	at Packers, L 17-28
1929 -	at Packers, L 0-23	1961 -	at Packers, L 24-38 MNF	
	vs. Packers, L 0-14	vs. Packers, L 28-31	vs. Packers, L 23-24	
	vs. Packers, L 0-25	1962 -	at Packers, L 20-26	
1930 -	at Packers, L 0-7	vs. Packers, L 7-38	vs. Packers, L 13-16	
	vs. Packers, L 12-13	1963 -	at Packers, W 14-13	
	vs. Packers, W 21-0	vs. Packers, W 10-3	vs. Packers, L 19-35	
1931 -	at Packers, L 0-7	1964 -	at Packers, W 27-24	
	vs. Packers, L 2-6	at Packers, L 12-23	vs. Packers, L 6-28	
	vs. Packers, W 7-6	vs. Packers, L 3-17	2001 -	vs. Packers, L 12-20
1932 -	at Packers, T 0-0	1965 -	at Packers, L 7-17	
	vs. Packers, L 0-2	vs. Packers, L 14-23	2002 -	vs. Packers, L 21-34 MNF
	vs. Packers, W 9-0	vs. Packers, W 31-10	at Packers, L 20-30	
1933 -	at Packers, W 14-7	1966 -	vs. Packers, L 23-38 MNF	
	vs. Packers, W 10-7	at Packers, L 0-17	at Packers, L 21-34	
	vs. Packers, W 7-6	at Packers, L 6-13	2004 -	at Packers, W 21-10
1934 -	at Packers, W 24-10	1967 -	vs. Packers, L 14-31	
	vs. Packers, W 27-14	vs. Packers, L 10-13	2005 -	vs. Packers, W 19-7
1935 -	at Packers, L 0-7	vs. Packers, L 13-17	at Packers, W 24-17	
	vs. Packers, L 14-17	1968 -	at Packers, W 26-0	
1936 -	at Packers, W 30-3	at Packers, W 13-10	vs. Packers, L 7-26 SNF	
	vs. Packers, L 10-21	vs. Packers, L 27-28	at Packers, W 27-20 SNF	
1937 -	at Packers, W 14-2	1969 -	vs. Packers, W 35-7	
	vs. Packers, L 14-24	at Packers, L 0-17	2008 -	at Packers, L 3-37
1938 -	at Packers, W 2-0	vs. Packers, L 3-21	vs. Packers, W 20-17 OT MNF	
	vs. Packers, L 17-24	1970 -	at Packers, L 15-21 SNF	
1939 -	at Packers, L 16-21	vs. Bears, W 35-17	vs. Packers, L 14-21	
	vs. Packers, W 30-27	1971 -	vs. Packers, W 20-17 MNF	
1940 -	at Packers, W 41-10	at Packers, L 10-31	at Packers, L 3-10	
	vs. Packers, W 14-7	1972 -	<b>*vs. Packers, L 14-21</b>	
1941 -	at Packers, W 25-17	vs. Packers, L 17-20	2011 -	vs. Packers, L 17-27
	vs. Packers, L 14-16	1973 -	at Packers, L 21-35 SNF	
<b>*vs. Packers, W 33-14</b>		at Packers, W 31-17	at Packers, L 10-23 TNF	
1942 -	at Packers, W 44-28	vs. Packers, L 0-21	vs. Packers, L 13-21	
	vs. Packers, W 38-7	1974 -	at Packers, W 27-20 MNF	
1943 -	at Packers, T 21-21	at Packers, L 3-20	vs. Packers, L 28-33	
	vs. Packers, W 21-7	vs. Packers, W 27-14	vs. Packers, L 17-38	
1944 -	at Packers, L 28-42	at Packers, L 7-8	at Packers, L 14-55 SNF	
	vs. Packers, W 21-0	1976 -	vs. Packers, L 23-31	
1945 -	at Packers, L 21-31	at Packers, W 16-10	at Packers, 13-17 Thanksgiving	
	vs. Packers, W 28-24	at Packers, W 26-0	at Packers, L 10-26	
1946 -	at Bears, W 30-7	1977 -	vs. Packers, L 27-30	
	vs. Packers, W 10-7	vs. Packers, W 24-13	2017 -	at Packers, L 14-35
1947 -	at Packers, L 20-29	at Packers, W 16-10	vs. Packers, L 16-23	
	vs. Packers, W 20-17	1978 -	at Packers, L 23-24 SNF	
1948 -	at Packers, W 45-7	at Packers, W 21-10	vs. Packers, W 24-17	
	vs. Packers, W 7-6	1979 -	vs. Packers, L 3-10	
1949 -	at Packers, W 17-0	at Packers, L 14-24	at Packers, L 13-21	
	vs. Packers, W 24-3	vs. Packers, W 6-3	2020 -	at Packers, L 16-41
1950 -	at Packers, L 21-31	at Packers, W 15-14	vs. Packers, L 16-35	
	vs. Packers, W 28-14	at Packers, L 6-12 OT	vs. Packers, L 14-24	
1951 -	at Packers, W 31-20	1980 -	at Packers, L 30-45	
	vs. Packers, W 24-13	vs. Packers, W 61-7	2022 -	at Packers, L 10-27
1952 -	at Packers, W 24-14	1981 -	vs. Packers, L 19-28	
	vs. Packers, L 28-41	vs. Packers, L 9-16	2023 -	vs. Packers, L 20-38
1953 -	at Packers, W 17-13	at Packers, L 17-21	at Packers, L 9-17	
	vs. Packers, T 21-21	1982 -	vs. Packers, L 19-20	
1954 -	at Packers, W 10-3	(both games cancelled due to players' strike)	at Packers, W 24-22	
	vs. Packers, W 28-23	1983 -		
		at Packers, L 28-31		
		vs. Packers, W 23-21		
		1984 -		
		at Packers, W 9-7		
		vs. Packers, L 14-20		
		1985 -		
		vs. Packers, W 23-7		
		at Packers, W 16-10		
		1986 -		
		at Packers, W 25-12		
		vs. Packers, W 12-10		
		1987 -		
		at Packers, W 26-24		
		vs. Packers, W 23-10		
		1988 -		
		at Packers, W 24-6		
		vs. Packers, W 16-0		
		1989 -		
		at Packers, 14-13		
		vs. Packers, L 28-40		
		1990 -		
		at Packers, W 31-13		

**Bold** denotes playoff game ^Denotes Conference Championship Game

Series records includes playoff games



MINNESOTA VIKINGS

W-58

L-68

T-2

1961 – at Vikings, L 13-37  
vs. Vikings, W 52-35  
1962 – at Vikings, W 13-0  
vs. Vikings, W 31-30  
1963 – at Vikings, W 28-7  
vs. Vikings, L 17-17  
1964 – at Vikings, W 34-28  
vs. Vikings, L 14-41  
1965 – at Vikings, W 45-37  
vs. Vikings, L 17-24  
1966 – at Vikings, W 13-10  
vs. Vikings, W 41-28  
1967 – at Vikings, W 17-7  
vs. Vikings, T 10-10  
1968 – at Vikings, W 27-17  
vs. Vikings, W 26-24  
1969 – vs. Vikings, L 0-31  
at Vikings, L 14-31  
1970 – vs. Vikings, L 0-24  
at Vikings, L 13-16  
1971 – at Vikings, W 20-17  
vs. Vikings, L 10-27  
1972 – vs. Vikings, W 13-10 MNF  
at Vikings, L 10-23  
1973 – vs. Vikings, L 13-22  
at Vikings, L 13-31  
1974 – at Vikings, L 7-11  
vs. Vikings, L 0-17  
1975 – at Vikings, L 3-28  
vs. Vikings, L 9-13 MNF  
1976 – at Vikings, L 19-20  
vs. Vikings, W 14-13  
1977 – at Vikings, L 16-22 OT  
vs. Vikings, W 10-7  
1978 – vs. Vikings, L 20-24 MNF  
at Vikings, L 14-17  
1979 – vs. Vikings, W 26-7  
at Vikings, L 27-30  
1980 – vs. Vikings, L 14-34  
at Vikings, L 7-13  
1981 – at Vikings, L 21-24  
vs. Vikings, W 10-9  
1982 – at Vikings, L 7-35

1983 – vs. Vikings, L 14-23  
at Vikings, W 19-13  
1984 – vs. Vikings, W 16-7  
at Vikings, W 34-3  
1985 – at Vikings, W 33-24 TNF  
vs. Vikings, W 27-9  
1986 – vs. Vikings, W 23-0  
at Vikings, L 7-23  
1987 – vs. Vikings, W 27-7  
at Vikings, W 30-24 SNF  
1988 – vs. Vikings, L 7-31  
at Vikings, L 27-28 MNF  
1989 – vs. Vikings, W 38-7  
at Vikings, L 16-27 SNF  
1990 – vs. Vikings, W 19-16  
at Vikings, L 13-41  
1991 – vs. Vikings, W 10-6  
at Vikings, W 34-17 MNF  
1992 – at Vikings, L 20-21  
vs. Vikings, L 10-38 MNF  
1993 – at Vikings, L 7-10  
vs. Vikings, L 12-19 MNF  
1994 – vs. Vikings, L 14-42  
at Vikings, L 27-33 OT TNF  
**at Vikings, W 35-18**  
1995 – vs. Vikings, W 31-14  
at Vikings, W 14-6 MNF  
1996 – vs. Vikings, L 14-20  
at Vikings, W 15-13 MNF  
1997 – vs. Vikings, L 24-27  
at Vikings, L 22-29  
1998 – vs. Vikings, L 28-31  
at Vikings, L 22-48 SNF  
1999 – at Vikings, W 24-22  
vs. Vikings, L 24-27 OT  
2000 – at Vikings, L 27-30  
vs. Vikings, L 16-28  
2001 – vs. Vikings, W 17-10  
at Vikings, W 13-6  
2002 – vs. Vikings, W 27-23  
at Vikings, L 7-25  
2003 – at Vikings, L 13-24  
vs. Vikings, W 13-10

2004 – at Vikings, L 22-27  
vs. Vikings, W 24-14  
2005 – vs. Vikings, W 28-3  
at Vikings, L 10-34  
2006 – at Vikings, W 19-16  
vs. Vikings, W 23-13  
2007 – vs. Vikings, L 31-34  
at Vikings, L 13-20 MNF  
2008 – vs. Vikings, W 48-41  
at Vikings, L 14-34 SNF  
2009 – at Vikings, L 10-36  
vs. Vikings, W 36-30 OT MNF  
2010 – vs. Vikings, W 27-13  
at Vikings, W 40-14 MNF  
2011 – vs. Vikings, W 39-10  
at Vikings, W 17-13  
2012 – vs. Vikings, W 28-10  
at Vikings, L 14-21  
2013 – vs. Vikings, W 31-30  
at Vikings, L 20-23 OT  
2014 – vs. Vikings, W 21-13  
at Vikings, L 9-13  
2015 – vs. Vikings, L 20-23  
at Vikings, L 17-38  
2016 – vs. Vikings, W 20-10  
at Vikings, L 10-38  
2017 – vs. Vikings, L 17-20  
at Vikings, L 10-23  
2018 – vs. Vikings, W 25-20 SNF  
at Vikings, W 24-10  
2019 – vs. Vikings, W 16-6  
at Vikings, W 21-19  
2020 – vs. Vikings, L 13-19  
at Vikings, W 33-27  
2021 – vs. Vikings, L 9-17  
at Vikings, L 17-31  
2022 – at Vikings, L 22-29  
vs. Vikings, L 13-29  
2023 – vs. Vikings, L 13-19  
at Vikings, W 12-10  
2024 – vs. Vikings, L 27-30  
at Vikings, L 12-30 MNF

**Bold** denotes playoff game

Series records includes playoff games

ALL-TIME NFC NORTH STANDINGS

TEAM	WINS	LOSSES	TIES	WIN %	NFC NORTH TITLES
Green Bay Packers.....	810	604	38	.571	12 <sup>^</sup>
<b>Chicago Bears.....</b>	<b>798</b>	<b>646</b>	<b>42</b>	<b>.551</b>	<b>4*</b>
Minnesota Vikings.....	537	438	11	.550	5+
Detroit Lions.....	606	709	34	.462	2#

<sup>^</sup>-Packers have 26 division titles (8 NFL Western- 1936, 1938, 1939, 1944, 1960, 1961, 1962, 1965; 2 NFL Central-1966, 1967; 4 NFC Central- 1972, 1995, 1996, 1997; 12 NFC North- 2002, 2003, 2004, 2007, 2011, 2012, 2013, 2014, 2016, 2019, 2020, 2021)

\*-Bears have 19 division titles (8 NFL Western- 1933, 1934, 1937, 1940, 1941, 1942, 1943, 1946; 7 NFC Central- 1984, 1985, 1986, 1987, 1988, 1990, 2001; 4 NFC North- 2005, 2006, 2010, 2018)

+ -Vikings have 21 division titles (2 NFL Central- 1968, 1969; 14 NFC Central- 1970, 1971, 1973, 1974, 1975, 1976, 1977, 1978, 1980, 1989, 1992, 1994, 1998, 2000; 5 NFC North- 2008, 2009, 2015, 2017, 2022)

# -Lions have 5 division titles (1 NFL Western-1935, 3 NFC Central- 1983, 1991, 1993; 2 NFC North- 2023, 2024)





### ARIZONA CARDINALS

W-58

L-30

T-6

1920	–	at Cardinals, L 6-7
		at Cardinals, W 10-0
1921	–	vs. Cardinals, T 0-0
1922	–	at Cardinals, L 0-6 Thanksgiving
		at Cardinals, L 0-9
1923	–	vs. Cardinals, W 3-0 Thanksgiving
1924	–	vs. Cardinals, W 6-0
		at Cardinals, W 21-0 Thanksgiving
1925	–	at Cardinals, L 0-9
		vs. Cardinals, T 0-0 Thanksgiving
1926	–	vs. Cardinals, W 16-0
		at Cardinals, W 10-0
		vs. Cardinals, T 0-0 Thanksgiving
1927	–	at Cardinals, W 9-0
		vs. Cardinals, L 0-3 Thanksgiving
1928	–	at Cardinals, W 15-0
		vs. Cardinals, W 34-0 Thanksgiving
1929	–	vs. Cardinals, T 0-0
		at Cardinals, L 6-40 Thanksgiving
1930	–	at Cardinals, W 32-6
		vs. Cardinals, W 6-0 Thanksgiving
1931	–	vs. Cardinals, W 26-13
		at Cardinals, W 18-7 Thanksgiving
1932	–	vs. Cardinals, T 0-0
		at Cardinals, W 34-0 Thanksgiving
1933	–	at Cardinals, W 12-9
		vs. Cardinals, W 22-6 Thanksgiving
1934	–	vs. Cardinals, W 20-0
		vs. Cardinals, W 17-6
1935	–	vs. Cardinals, T 7-7
		at Cardinals, W 13-0
1936	–	vs. Cardinals, W 7-3
		at Cardinals, L 7-14

1937	–	vs. Cardinals, W 16-7
		at Cardinals, W 42-28
1938	–	at Cardinals, W 16-13
		vs. Cardinals, W 34-28
1939	–	vs. Cardinals, W 44-7
		at Cardinals, W 48-7
1940	–	at Cardinals, L 7-21
		vs. Cardinals, W 31-23
1941	–	vs. Cardinals, W 53-7
		at Cardinals, W 34-24
1942	–	vs. Cardinals, W 41-14
		at Cardinals, W 21-7
1943	–	vs. Cardinals, W 20-0
		at Cardinals, W 35-24
1944	–	vs. Cardinals, W 34-7
		at Cardinals, W 49-7
1945	–	vs. Cardinals, L 7-16
		at Cardinals, W 28-20
1946	–	at Cardinals, W 34-17
		vs. Cardinals, L 28-35
1947	–	at Cardinals, L 7-31
		vs. Cardinals, L 21-30
1948	–	at Cardinals, W 28-17
		vs. Cardinals, L 21-24
1949	–	at Cardinals, W 17-7
		vs. Cardinals, W 52-21
1950	–	vs. Cardinals, W 27-6
		at Cardinals, L 10-20
1951	–	at Cardinals, L 14-28
		vs. Cardinals, L 14-24
1952	–	at Cardinals, L 10-21
		vs. Cardinals, W 10-7
1953	–	vs. Cardinals, L 17-24

1954	–	at Cardinals, W 29-7
1955	–	at Cardinals, L 14-53
1956	–	vs. Cardinals, W 10-3
1957	–	at Cardinals, W 14-6
1958	–	vs. Cardinals, W 30-14
1959	–	at Cardinals, W 31-7
1965	–	vs. Cardinals, W 34-13
1966	–	at Cardinals, L 17-24
1967	–	vs. Cardinals, W 30-3
1969	–	at Cardinals, L 17-20
1972	–	at Cardinals, W 27-10
1975	–	vs. Cardinals, L 20-34
1977	–	at Cardinals, L 13-16
1978	–	vs. Cardinals, W 17-10
1979	–	vs. Cardinals, W 42-6
1982	–	vs. Cardinals, L 7-10
1984	–	at Cardinals, L 21-38
1990	–	at Cardinals, W 31-21
1994	–	at Cardinals, W 19-16 OT
1998	–	at Cardinals, L 7-20
2001	–	vs. Cardinals, W 20-13
2003	–	vs. Cardinals, W 28-3
2006	–	at Cardinals, W 24-23 MNF
2009	–	vs. Cardinals, L 21-41
2012	–	at Cardinals, W 28-13
2015	–	vs. Cardinals, L 24-48
2018	–	at Cardinals, W 16-14
2021	–	vs. Cardinals, L 22-33
2023	–	vs. Cardinals, W 27-16
2024	–	at Cardinals, L 9-29



### ATLANTA FALCONS

W-16

L-14

T-0

1966	–	vs. Falcons, W 23-6
1967	–	at Falcons, W 23-14
1968	–	vs. Falcons, L 13-16
1969	–	at Falcons, L 31-48
1970	–	at Falcons, W 23-14
1972	–	vs. Falcons, L 21-37
1973	–	at Falcons, L 6-46
1974	–	at Falcons, L 10-13
1976	–	vs. Falcons, L 0-10
1977	–	vs. Falcons, L 10-16

1978	–	vs. Falcons, W 13-7
1980	–	at Falcons, L 17-28
1983	–	vs. Falcons, L 17-20
1985	–	vs. Falcons, W 36-0
1986	–	at Falcons, W 13-10
1990	–	vs. Falcons, W 30-24
1992	–	vs. Falcons, W 41-31
1993	–	vs. Falcons, W 6-0
1998	–	at Falcons, L 13-20
2001	–	at Falcons, W 31-3

2002	–	at Falcons, W 14-13
2005	–	vs. Falcons, W 16-3 SNF
2008	–	at Falcons, L 20-22
2009	–	at Falcons, L 14-21 SNF
2011	–	vs. Falcons, W 30-12
2014	–	at Falcons, W 27-13
2017	–	vs. Falcons, L 17-23
2020	–	at Falcons, W 30-26
2022	–	at Falcons, L 24-27
2023	–	vs. Falcons, W 37-17



### BALTIMORE RAVENS

W-4

L-3

T-0

1998	–	vs. Ravens, W 24-3
2001	–	at Ravens, L 6-17
2005	–	vs. Ravens, W 10-6

2009	–	at Ravens, L 7-31
2013	–	vs. Ravens, W 23-20 OT
2017	–	at Ravens, W 27-24 OT

2021	–	vs. Ravens, L 13-16
------	---	---------------------



### BUFFALO BILLS

W-8

L-6

T-0

1970	–	vs. Bills, W 31-13
1974	–	at Bills, L 6-16
1979	–	at Bills, W 7-0
1988	–	vs. Bills, W 24-3
1991	–	at Bills, L 20-35

1994	–	vs. Bills, W 20-13
1997	–	vs. Bills, W 20-3
2000	–	at Bills, L 3-20
2002	–	at Bills, L 27-33 OT
2006	–	vs. Bills, W 40-7

2010	–	at Bills, W 22-19 Toronto, Canada
2014	–	vs. Bills, L 20-23 OT
2018	–	at Bills, W 41-9
2022	–	vs. Bills, L 13-35



### CAROLINA PANTHERS

W-9

L-4

T-0

1995	–	vs. Panthers, W 31-27
2002	–	at Panthers, L 14-24
2005	–	vs. Panthers, W 13-3
2005	–	<b>vs. Panthers, L 21-29</b>
2008	–	at Panthers, L 17-20

2010	–	at Panthers, W 23-6
2011	–	vs. Panthers, W 34-29
2012	–	vs. Panthers, W 23-22
2014	–	at Panthers, L 24-31
2017	–	vs. Panthers, W 17-3

2020	–	at Panthers, W 23-16
2023	–	vs. Panthers, W 16-13
2024	–	vs. Panthers, W 36-10

**Bold** denotes playoff game

Series records includes playoff games



### CINCINNATI BENGALS

W-6

L-6

T-0

1972 - vs. Bengals, L 3-13  
1980 - vs. Bengals, L 14-17 OT  
1986 - at Bengals, W 44-7  
1989 - vs. Bengals, W 17-14  
1992 - vs. Bengals, L 28-31 OT SNF

1995 - at Bengals, L 16-10  
2001 - at Bengals, W 24-0  
2005 - vs. Bengals, L 7-24  
2009 - at Bengals, L 10-45  
2013 - vs. Bengals, W 24-21

2017 - at Bengals, W 33-7  
2021 - vs. Bengals, W 20-17



### CLEVELAND BROWNS

W-7

L-11

T-0

1951 - at Browns, L 21-42  
1954 - vs. Browns, L 10-39  
1960 - at Browns, L 0-42  
1961 - vs. Browns, W 17-14  
1967 - at Browns, L 0-24  
1969 - vs. Browns, L 24-28

1972 - at Browns, W 17-0  
1980 - at Browns, L 21-27 MNF  
1986 - vs. Browns, W 41-31  
1989 - at Browns, L 7-27 MNF  
1992 - at Browns, L 14-27  
2001 - vs. Browns, W 27-21 OT

2005 - at Browns, L 10-20  
2009 - vs. Browns, W 30-6  
2013 - at Browns, W 38-31  
2017 - vs. Browns, W 20-3  
2021 - vs. Browns, L 6-26  
2023 - at Browns, L 17-20



### DALLAS COWBOYS

W-12

L-16

T-0

1960 - vs. Cowboys, W 17-7  
1962 - at Cowboys, W 34-33  
1964 - vs. Cowboys, L 10-24  
1968 - vs. Cowboys, L 3-34  
1971 - vs. Cowboys, W 23-19  
1973 - vs. Cowboys, L 17-20  
1976 - at Cowboys, L 21-31  
1977 - **at Cowboys, L 7-37**  
1979 - at Cowboys, L 20-24  
1981 - at Cowboys, L 9-10 Thanksgiving

**Bold** denotes playoff game

1984 - vs. Cowboys, L 14-23  
1985 - at Cowboys, W 44-0  
1986 - at Cowboys, W 24-10  
1988 - vs. Cowboys, W 17-7  
1991 - **vs. Cowboys, L 13-17**  
1992 - at Cowboys, L 14-27  
1996 - vs. Cowboys, W 22-6 MNF  
1997 - at Cowboys, L 3-27  
1998 - vs. Cowboys, W 13-12  
2004 - at Cowboys, L 7-21 Thanksgiving

2007 - vs. Cowboys, L 10-34 SNF  
2010 - at Cowboys, W 27-20  
2012 - at Cowboys, W 34-18 MNF  
2013 - vs. Cowboys, W 45-28 MNF  
2014 - vs. Cowboys, L 28-41 TNF  
2016 - at Cowboys, L 17-31 SNF  
2019 - vs. Cowboys, W 31-24 TNF  
2022 - at Cowboys, L 29-49



### DENVER BRONCOS

W-8

L-9

T-0

1971 - at Broncos, L 3-6  
1973 - at Broncos, W 33-14  
1976 - vs. Broncos, L 14-28  
1978 - at Broncos, L 7-16 MNF  
1981 - vs. Broncos, W 35-24  
1983 - vs. Broncos, W 31-14

1984 - vs. Broncos, W 27-0  
1987 - at Broncos, L 29-31 MNF  
1990 - at Broncos, W 16-13 OT  
1993 - vs. Broncos, L 3-13 SAT  
1996 - at Broncos, L 12-17  
2003 - at Broncos, W 19-10

2007 - vs. Broncos, W 37-34 OT  
2011 - at Broncos, L 10-13 OT  
2015 - vs. Broncos, L 15-17  
2019 - at Broncos, W 16-14  
2023 - vs. Broncos, L 28-31



### HOUSTON TEXANS

W-2

L-5

T-0

2004 - vs. Texans, L 5-24  
2008 - at Texans, L 24-31  
2012 - vs. Texans, L 6-13 SNF

2016 - at Texans, L 14-23  
2020 - vs. Texans, W 36-7  
2022 - vs. Texans, W 23-20

2024 - at Texans, L 14-23 SNF



### INDIANAPOLIS COLTS

W-19

L-26

T-0

1953 - at Colts, L 9-13  
vs. Colts, L 14-16  
1954 - vs. Colts, W 28-9  
at Colts, W 28-13  
1955 - at Colts, L 17-23  
vs. Colts, W 38-10  
1956 - at Colts, L 21-28  
vs. Colts, W 58-27  
1957 - at Colts, L 10-21  
vs. Colts, L 14-29  
1958 - at Colts, L 38-51  
vs. Colts, L 0-17  
1959 - at Colts, W 26-21  
vs. Colts, L 7-21  
1960 - at Colts, L 7-42  
vs. Colts, L 20-24

1961 - vs. Colts, W 24-10  
at Colts, W 21-20  
1962 - vs. Colts, W 35-15  
at Colts, W 57-0  
1963 - vs. Colts, W 10-3  
at Colts, W 17-7  
1964 - at Colts, L 0-52  
vs. Colts, L 24-40  
1965 - vs. Colts, L 21-26  
at Colts, W 13-0  
1966 - vs. Colts, W 27-17  
at Colts, L 16-21  
1967 - vs. Colts, L 3-24  
1968 - at Colts, L 7-28  
1969 - vs. Colts, L 21-24  
1970 - at Colts, L 20-21

1975 - vs. Colts, L 7-35  
1983 - at Colts, L 19-22 OT  
1985 - vs. Colts, W 17-10  
1988 - at Colts, W 17-13  
1991 - at Colts, W 31-17  
2000 - vs. Colts, W 28-24  
2004 - vs. Colts, L 10-41  
2006 - **\*vs. Colts, L 17-29**  
2008 - at Colts, W 29-13 SNF  
2012 - vs. Colts, W 41-21  
2016 - at Colts, L 23-29  
2020 - vs. Colts, L 11-19  
2024 - at Colts, L 16-21

**Bold** denotes playoff game \*Denotes Super Bowl

Series records includes playoff games



### JACKSONVILLE JAGUARS W-6 L-3 T-0

1995 - at Jaguars, W 30-27  
1998 - vs. Jaguars, L 12-24  
2001 - vs. Jaguars, W 33-13

2004 - at Jaguars, L 3-22  
2008 - vs. Jaguars, W 23-10  
2012 - at Jaguars, W 41-3

2016 - vs. Jaguars, L 16-17  
2020 - at Jaguars, W 41-17  
2024 - vs. Jaguars, W 35-16 London



### KANSAS CITY CHIEFS W-7 L-7 T-0

1973 - at Chiefs, L 7-19 MNF  
1977 - vs. Chiefs, W 28-27  
1981 - at Chiefs, W 16-13 OT  
1987 - vs. Chiefs, W 31-28  
1990 - vs. Chiefs, L 10-21 SAT

1993 - at Chiefs, L 17-19  
1996 - at Chiefs, L 10-14  
1999 - vs. Chiefs, W 20-17  
2003 - at Chiefs, L 3-31  
2007 - vs. Chiefs, W 20-10

2011 - vs. Chiefs, L 3-10  
2015 - at Chiefs, W 18-17  
2019 - at Chiefs, L 3-26  
2023 - at Chiefs, L 10-41



### LAS VEGAS RAIDERS W-9 L-8 T-0

1972 - at Raiders, L 21-28  
1976 - vs. Raiders, L 27-28  
1978 - vs. Raiders, L 19-25 OT  
1981 - at Raiders, W 23-6  
1984 - vs. Raiders, W 17-6  
1987 - at Raiders, W 6-3

1990 - at Raiders, L 10-24  
1993 - vs. Raiders, L 14-16  
1996 - vs. Raiders, W 19-17  
1999 - at Raiders, L 17-24  
2003 - vs. Raiders, W 24-21  
2007 - at Raiders, W 17-6

2011 - at Raiders, L 20-25  
2015 - vs. Raiders, W 22-20  
2019 - at Raiders, L 21-24 London  
2021 - at Raiders, W 20-9  
2023 - vs. Raiders, W 30-12



### LOS ANGELES CHARGERS W-7 L-7 T-0

1970 - vs. Chargers, L 7-20  
1974 - at Chargers, L 21-28  
1978 - at Chargers, L 7-40 MNF  
1981 - vs. Chargers, W 20-17 OT  
1984 - at Chargers, L 7-20 MNF

1993 - at Chargers, W 16-13 SNF  
1996 - vs. Chargers, W 27-14 SAT  
1999 - at Chargers, W 23-20 OT  
2003 - vs. Chargers, W 20-7  
2007 - at Chargers, L 3-14 (SD)

2011 - vs. Chargers, W 31-20  
2015 - at Chargers, W 22-19 MNF  
2019 - vs. Chargers, L 16-17  
2023 - at Chargers, L 13-30 MNF



### LOS ANGELES RAMS W-54 L-39 T-3

1937 - at Rams, W 20-2  
1938 - vs. Rams, W 15-7  
1938 - vs. Rams, L 7-14  
1938 - at Rams, L 21-23  
1939 - vs. Rams, W 30-21  
1939 - at Rams, W 35-21  
1940 - at Rams, W 21-14  
1940 - vs. Rams, W 47-25  
1941 - at Rams, W 48-21  
1941 - vs. Rams, W 31-13  
1942 - at Rams, W 21-7  
1942 - vs. Rams, W 47-0  
1944 - at Rams, L 7-19  
1944 - vs. Rams, W 28-21  
1945 - at Rams, L 0-17  
1945 - vs. Rams, L 21-41  
1946 - vs. Rams, T 28-28  
1946 - at Rams, W 27-21  
1947 - at Rams, W 41-21  
1947 - vs. Rams, L 14-17  
1948 - vs. Rams, W 42-21  
1948 - at Rams, W 21-6  
1949 - vs. Rams, L 16-31  
1949 - at Rams, L 24-27  
1950 - at Rams, W 24-20  
1950 - vs. Rams, W 24-14  
1950 - **\*at Rams, L 14-24**  
1951 - vs. Rams, L 17-42  
1952 - at Rams, L 7-31  
1952 - vs. Rams, L 24-40  
1953 - at Rams, L 24-38  
1953 - vs. Rams, W 24-21  
1954 - at Rams, L 38-42

1955 - vs. Rams, W 24-13  
1955 - at Rams, W 31-20  
1955 - vs. Rams, W 24-3  
1956 - at Rams, W 35-24  
1956 - vs. Rams, W 30-21  
1957 - vs. Rams, W 34-26  
1957 - at Rams, W 16-10  
1958 - vs. Rams, W 31-10  
1958 - at Rams, L 35-41  
1959 - vs. Rams, L 21-28  
1959 - at Rams, W 26-21  
1960 - vs. Rams, W 34-27  
1960 - at Tie, 24-24  
1961 - at Rams, W 21-17  
1961 - vs. Rams, W 28-24  
1962 - at Rams, W 27-23  
1962 - vs. Rams, W 30-14  
1963 - at Rams, W 52-14  
1963 - vs. Rams, W 6-0  
1964 - vs. Rams, W 38-17  
1964 - at Rams, W 34-24  
1965 - at Rams, L 28-30  
1965 - vs. Rams, W 31-6  
1966 - at Rams, L 17-31  
1966 - vs. Rams, W 17-10  
1967 - vs. Rams, L 17-28  
1968 - at Rams, W 17-16  
1969 - vs. Rams, L 7-9  
1971 - at Rams, L 3-17  
1972 - vs. Rams, T 13-13  
1973 - vs. Rams, L 0-26  
1975 - at Rams, L 10-38  
1976 - at Rams, L 12-20

1977 - vs. Rams, W 24-23 MNF  
1979 - vs. Rams, W 27-23  
1981 - vs. Rams, L 7-24 MNF  
1982 - at Rams, W 34-26  
1983 - at Rams, L 14-21  
1984 - at Rams, L 13-29  
1985 - vs. Rams, W 24-0 CC  
1986 - vs. Rams, L 17-20 MNF  
1988 - at Rams, L 3-23 MNF  
1989 - vs. Rams, W 20-10  
1990 - vs. Rams, W 38-9 NF  
1993 - at Rams, L 6-20  
1994 - vs. Rams, W 27-13  
1995 - at Rams, L 28-34  
1996 - vs. Rams, W 35-9  
1997 - at Rams, W 13-10 SNF  
1998 - vs. Rams, L 12-20  
1999 - at Rams, L 12-34  
2002 - at Rams, L 16-21 MNF  
2003 - vs. Rams, L 21-23  
2006 - at Rams, W 42-27 MNF  
2008 - at Rams, W 27-3  
2009 - vs. Rams, W 17-9  
2012 - vs. Rams, W 23-6  
2013 - at Rams, L 21-42  
2015 - at Rams, W 37-13  
2018 - vs. Rams, W 15-6  
2019 - at Rams, L 7-17  
2020 - at Rams, L 10-24  
2021 - at Rams, L 14-34  
2024 - vs. Rams, W 24-18

**Bold** denotes playoff game \*Denotes Conference Championship Game

Series records includes playoff games



### MIAMI DOLPHINS

W-4

L-10

T-0

1971 – at Dolphins, L 3-34 MNF  
1975 – vs. Dolphins, L 13-46  
1979 – at Dolphins, L 16-31  
1985 – at Dolphins, L 24-38 MNF  
1988 – vs. Dolphins, W 7-34

1991 – vs. Dolphins, L 13-16 OT  
1994 – at Dolphins, W 17-14  
1997 – at Dolphins, W 36-33 OT MNF  
2002 – at Dolphins, L 9-27 MNF  
2006 – vs. Dolphins, L 13-31

2010 – at Dolphins, W 16-0 TNF  
2014 – vs. Dolphins, L 14-27  
2018 – at Dolphins, L 28-31 OT  
2022 – vs. Dolphins, L 32-35



### NEW ENGLAND PATRIOTS W-5

L-11

T-0

1973 – vs. Patriots, L 10-13  
1979 – vs. Patriots, L 7-27  
1982 – vs. Patriots, W 26-13  
1985 – vs. Patriots, W 20-7  
**\*AT PATRIOTS, W 46-10**  
1988 – at Patriots, L 7-30

1994 – vs. Patriots, L 3-13 SAT  
1997 – at Patriots, L 3-31  
2000 – vs. Patriots, W 24-17  
2002 – vs. Patriots, L 30-33  
2006 – at Patriots, L 13-17  
2010 – vs. Patriots, L 7-36

2014 – at Patriots, L 23-51  
2018 – vs. Patriots, L 31-38  
2022 – vs. Patriots, W 33-14  
2024 – vs. Patriots, L 3-19

**Bold** denotes playoff game \*Denotes Super Bowl



### NEW ORLEANS SAINTS

W-15

L-19

T-0

1968 – at Saints, W 23-17  
1970 – at Saints, W 24-3  
1971 – vs. Saints, W 35-14  
1973 – at Saints, L 16-21  
1974 – vs. Saints, W 24-10  
1975 – at Saints, W 42-17  
1977 – vs. Saints, L 24-42  
1980 – vs. Saints, W 22-3  
1982 – vs. Saints, L 0-10  
1983 – at Saints, L 31-34 OT  
1984 – vs. Saints, W 20-7  
1987 – vs. Saints, L 17-19

**1990 – vs. Saints, W 16-6**  
1991 – at Saints, W 20-17  
1992 – at Saints, L 6-28  
1994 – vs. Bears, W 17-7  
1996 – at Saints, L 24-27  
1997 – vs. Saints, L 17-20 SNF  
1999 – vs. Bears, W 14-10  
2000 – vs. Saints, L 10-31  
2002 – vs. Saints, L 23-29  
2003 – at Saints, L 13-20  
2005 – at Bears, W 20-17  
2006 – **\*vs. Bears, W 39-14**

2007 – vs. Bears, W 33-25  
2008 – vs. Bears, W 27-24 OT TNF  
2011 – at Saints, L 13-30  
2013 – vs. Saints, L 18-26  
2014 – vs. Saints, L 15-31 MNF  
2017 – at Saints, L 12-20  
2019 – vs. Saints, L 25-36  
2020 – vs. Saints, L 23-26  
**at Saints, L 9-21**  
2023 – at Saints, L 17-24

**Bold** denotes playoff game ^Denotes Conference Championship Game



### NEW YORK GIANTS

W-36

L-25

T-2

1925 – at Giants, W 19-7  
vs. Giants, L 0-9  
1926 – vs. Giants, W 7-0  
1927 – at Giants, L 7-13  
1928 – vs. Bears, W 13-0  
1929 – vs. Giants, L 14-26  
at Giants, L 0-34  
vs. Giants, L 9-14  
1930 – vs. Giants, L 0-12  
at at Giants, W 12-0  
1931 – vs. Giants, W 6-0  
at Giants, W 12-6  
vs. Giants, L 6-25  
1932 – at Giants, W 28-8  
vs. Giants, W 6-0  
1933 – vs. Giants, W 14-10  
at Giants, L 0-3  
**\*vs. Giants, W 23-21**  
1934 – vs. Giants, W 27-7  
at Giants, W 10-9  
**\*at Giants, L 13-30**  
1935 – at Giants, W 20-3  
vs. Giants, L 0-3

1936 – at Giants, W 25-7  
1937 – at Giants, T 3-3  
1939 – at Giants, L 13-16  
1940 – at Giants, W 37-21  
**1941 – \*vs. Giants, W 37-9**  
1942 – at Giants, W 26-7  
1943 – at Giants, W 56-7  
1946 – at Giants, L 0-14  
**\*at Giants, W 24-14**  
1948 – vs. Giants, W 35-14  
1949 – at Giants, L 28-35  
1956 – at Giants, T 17-17  
**\*at Giants, L 7-47**  
1962 – vs. Giants, L 24-26  
1963 – **\*vs. Giants, W 14-10**  
1965 – at Giants, W 35-14  
1967 – vs. Giants, W 34-7  
1969 – at Giants, L 24-28  
1970 – at Giants, W 24-16  
1974 – vs. Giants, W 16-13  
1977 – at Giants, W 12-9 OT  
1985 – **vs. Giants, W 21-0**  
1987 – vs. Giants, W 34-19 MNF

**1990 – at Giants, L 3-31**  
1991 – vs. Giants, W 20-17  
1992 – vs. Giants, L 14-27 MNF  
1993 – vs. Giants, L 20-26  
1995 – at Giants, W 27-24  
2000 – vs. Giants, L 7-14  
2004 – at Giants, W 28-21  
2006 – at Giants, W 38-20 SNF  
2007 – vs. Giants, L 16-21  
2010 – at Giants, L 3-17 SNF  
2013 – vs. Giants, W 27-21 TNF  
2016 – at Giants, L 16-22  
2018 – at Giants, L 27-30 OT  
2019 – vs. Giants, W 19-14  
2020 – vs. Giants, W 17-13  
2021 – vs. Giants, W 26-3  
2022 – at Giants, L 12-20

**Bold** denotes playoff game \*Denotes NFL Championship Game



### NEW YORK JETS

W-9

L-4

T-0

1974 – vs. Jets, L 21-23  
1979 – vs. Jets, W 23-13  
1985 – at Jets, W 19-6 SAT  
1991 – vs. Jets, W 19-13 OT MNF  
1994 – at Jets, W 19-7 SNF

1997 – vs. Jets, L 15-23  
2000 – at Jets, L 10-17  
2002 – vs. Jets, W 20-13  
2006 – at Jets, W 10-0  
2010 – vs. Jets, W 38-34

2014 – at Jets, W 27-19 MNF  
2018 – vs. Jets, W 24-10  
2022 – at Jets, L 10-31

Series records includes playoff games



### PHILADELPHIA EAGLES W-29 L-17 T-1

1933 - at Eagles, T 3-3 (BK)  
 1935 - at Eagles, W 39-0 (BK)  
 1936 - at Eagles, W 17-0 (PH)  
 at Eagles, W 28-7 (PH)  
 1938 - at Eagles, W 28-6 (PH)  
 1939 - vs. Eagles, W 27-14 (W)  
 1941 - at Eagles, W 49-14 (SH)  
 1942 - vs. Eagles, W 45-14 (W)  
 1943 - vs. Eagles, W 48-21 (W)  
 1944 - at Eagles, W 28-7 (SH)  
 1946 - vs. Eagles, W 21-14 (W)  
 1947 - vs. Eagles, W 40-7 (W)  
 1948 - at Eagles, L 7-12  
 1949 - vs. Eagles, W 38-21 (W)  
 1955 - vs. Eagles, W 17-10 (W)  
 1961 - at Eagles, L 14-16  
 1963 - vs. Eagles, W 16-7 (W)

1968 - at Eagles, W 29-16 (FR)  
 1970 - vs. Eagles, W 20-16 (DS)  
 1972 - at Eagles, W 21-12 (V)  
 1975 - vs. Eagles, W 15-13 (S)  
 1979 - **at Eagles, L 17-27**  
 1980 - at Eagles, L 14-17  
 1983 - at Eagles, W 7-6 (V)  
 vs. Eagles, W 17-14 (S)  
 1986 - vs. Eagles, W 13-10 (S) OT  
 1987 - at Eagles, W 35-3, (V)  
 1988 - vs. Eagles, W 20-12 (S) DP  
 1989 - vs. Eagles, W 27-13 (S) MNF  
 1993 - at Eagles, W 17-6 (V)  
 1994 - at Eagles, L 22-30 MNF  
 1995 - vs. Eagles, W 20-14 (S)  
 1999 - vs. Eagles, L 16-20  
 2000 - at Eagles, L 9-13

2001 - **at Eagles, L 19-33**  
 2002 - vs. Eagles, L 13-19  
 2004 - at Eagles, L 9-19  
 2007 - at Eagles, W 19-16 (LI)  
 2008 - vs. Eagles, W 24-20 (S) SNF  
 2009 - vs. Eagles, L 20-24 SNF  
 2010 - vs. Eagles, W 31-26 (S)  
 2011 - at Eagles, W 30-24 (LI) MNF  
 2013 - at Eagles, L 11-54 SNF  
 2015 - vs. Eagles, L 14-29 MNF  
 2016 - vs. Eagles, L 14-29  
 2017 - at Eagles, L 3-31  
 2018 - **vs. Eagles, L 15-16**  
 2019 - at Eagles, L 14-22  
 2022 - vs. Eagles, L 20-25

**Bold** denotes playoff game



### PITTSBURGH STEELERS W-22 L-8 T-1

1934 - at Steelers, W 28-0  
 1935 - at Steelers, W 23-7  
 1936 - at Steelers, W 27-9  
 vs. Steelers, W 26-7  
 1937 - at Steelers, W 7-0  
 1939 - at Steelers, W 32-0  
 1941 - vs. Steelers, W 34-7  
 1943 - vs. Steelers, W 48-21  
 1944 - vs. Steelers, W 34-8  
 at Steelers, W 49-7  
 1945 - at Steelers, W 28-7  
 1947 - vs. Steelers, W 49-7

1949 - vs. Steelers, W 30-21  
 1958 - at Steelers, L 10-24  
 1959 - vs. Steelers, W 27-21  
 1963 - at Steelers, T 17-17  
 1967 - at Steelers, L 13-41  
 1969 - vs. Steelers, W 38-7  
 1971 - vs. Steelers, W 17-15  
 1975 - at Steelers, L 3-34  
 1980 - at Steelers, L 3-38  
 1986 - vs. Steelers, W 13-10 OT  
 1989 - at Steelers, W 20-0  
 1992 - vs. Steelers, W 30-6

1995 - vs. Steelers, L 34-37 OT  
 1998 - at Steelers, L 12-17  
 2005 - at Steelers, L 9-21  
 2009 - vs. Steelers, W 17-14  
 2013 - at Steelers, W 40-23 SNF  
 2017 - vs. Steelers, W 23-17 OT  
 2021 - at Steelers, L 27-29



### SAN FRANCISCO 49ERS W-33 L-36 T-1

1950 - at 49ers, W 32-20  
 vs. 49ers, W 17-0  
 1951 - vs. 49ers, W 13-7  
 1952 - vs. 49ers, L 16-40  
 at 49ers, W 20-17  
 1953 - vs. 49ers, L 28-35  
 at 49ers, L 14-24  
 1954 - vs. 49ers, L 24-31  
 at 49ers, W 31-27  
 1955 - vs. 49ers, L 19-20  
 at 49ers, W 34-23  
 1956 - vs. 49ers, W 31-7  
 at 49ers, W 38-21  
 1957 - vs. 49ers, L 17-21  
 at 49ers, L 17-21  
 1958 - vs. 49ers, W 28-6  
 at 49ers, W 27-14  
 1959 - at 49ers, L 17-20  
 vs. 49ers, W 14-3  
 1960 - vs. 49ers, W 27-10  
 at 49ers, L 7-25  
 1961 - vs. 49ers, W 31-0  
 at 49ers, L 31-41  
 1962 - at 49ers, W 30-14

vs. 49ers, L 27-34  
 1963 - at 49ers, L 14-20  
 vs. 49ers, W 27-7  
 1964 - at 49ers, L 21-31  
 vs. 49ers, W 23-21  
 1965 - at 49ers, L 24-52  
 vs. 49ers, W 61-20  
 1966 - vs. 49ers, T 30-30  
 at 49ers, L 14-41  
 1967 - at 49ers, W 28-14  
 1968 - vs. 49ers, W 27-19  
 1969 - at 49ers, L 21-42  
 1970 - vs. 49ers, L 16-37  
 1971 - at 49ers, L 0-13  
 1972 - vs. 49ers, L 21-34  
 1974 - vs. 49ers, L 0-34  
 1975 - at 49ers, L 3-31  
 1976 - at 49ers, W 19-12  
 1978 - at 49ers, W 16-13  
 1979 - at 49ers, W 28-27  
 1981 - at 49ers, L 17-28  
 1983 - vs. 49ers, W 13-3  
 1984 - **\*at 49ers, L 0-23**  
 1985 - at 49ers, W 26-10

1987 - at 49ers, L 0-41 MNF  
 1988 - vs. 49ers, W 10-9 MNF  
**\*vs. 49ers, L 3-28**  
 1989 - at 49ers, L 0-26  
 1991 - at 49ers, L 14-52 MNF  
 1994 - **at 49ers, L 15-44**  
 2000 - at 49ers, L 0-17  
 2001 - vs. 49ers, W 37-31 OT  
 2003 - at 49ers, L 7-49  
 2004 - vs. 49ers, W 23-13 SNF  
 2005 - vs. 49ers, W 17-9  
 2006 - vs. 49ers, W 41-10  
 2009 - at 49ers, L 6-10 TNF  
 2012 - 49ers, L 7-32 MNF  
 2014 - at 49ers, W 28-20 SNF  
 2015 - vs. 49ers, L 20-26 OT  
 2016 - vs. 49ers, W 26-6  
 2017 - vs. 49ers, L 14-15  
 2018 - at 49ers, W 14-9  
 2021 - vs. 49ers, L 22-33  
 2022 - vs. 49ers, W 19-10  
 2024 - at 49ers, L 13-38

**Bold** denotes playoff game \*Denotes Conference Championship Game

Series records includes playoff games



### SEATTLE SEAHAWKS

W-8

L-11

T-0

1976 – at Seahawks, W 34-7  
1978 – vs. Seahawks, L 29-31  
1982 – at Seahawks, L 14-20  
1984 – at Seahawks, L 9-38  
1987 – vs. Seahawks, L 21-34  
1990 – vs. Seahawks, W 17-0  
1999 – vs. Seahawks, L 13-14

2003 – at Seahawks, L 17-24  
2006 – vs. Seahawks, W 37-6 SNF  
**vs. Seahawks, W 27-24 OT**  
2007 – at Seahawks, L 23-30  
2009 – at Seahawks, W 25-19  
2010 – vs. Seahawks, L 20-23  
**vs. Seahawks, W 35-24**

2011 – vs. Seahawks, L 14-38  
2012 – vs. Seahawks, L 17-23 OT  
2015 – at Seahawks, L 0-26  
2018 – vs. Seahawks, W 24-17  
2021 – at Seahawks, W 25-24  
2024 – vs. Seahawks L 3-6 TNF

**Bold** denotes playoff game ^Denotes Conference Championship Game



### TAMPA BAY BUCCANEERS

W-40

L-22

T-0

1977 – at Buccaneers, W 10-0  
1978 – at Buccaneers, L 19-33  
vs. Buccaneers, W 14-3  
1979 – vs. Buccaneers, L 13-17  
at Buccaneers, W 14-0  
1980 – vs. Buccaneers, W 23-0 MNF  
at Buccaneers, W 14-13 SAT  
1981 – vs. Buccaneers, W 28-17  
at Buccaneers, L 10-20  
1982 – at Buccaneers, L 23-26 OT  
1983 – vs. Buccaneers, W 17-10  
at Buccaneers, W 27-0  
1984 – vs. Buccaneers, W 34-14  
at Buccaneers, W 44-9  
1985 – vs. Buccaneers, W 38-28  
at Buccaneers, W 27-19  
1986 – at Buccaneers, W 23-3  
vs. Buccaneers, W 48-14  
1987 – vs. Buccaneers, W 20-3  
at Buccaneers, W 27-26  
1988 – vs. Buccaneers, W 28-10  
at Buccaneers, W 27-15

1989 – at Buccaneers, L 35-42  
vs. Buccaneers, L 31-32  
1990 – at Buccaneers, W 26-6  
vs. Buccaneers, W 27-14  
1991 – at Buccaneers, W 21-20  
vs. Buccaneers, W 27-0 SAT  
1992 – vs. Buccaneers, W 31-14  
at Buccaneers, L 17-20  
1993 – vs. Buccaneers, W 47-17  
at Buccaneers, L 10-13  
1994 – vs. Buccaneers, W 21-9  
at Buccaneers, W 20-6  
1995 – at Buccaneers, W 25-6  
vs. Buccaneers, W 31-10  
1996 – vs. Buccaneers, W 13-10  
at Buccaneers, L 19-34  
1997 – vs. Buccaneers, W 13-7  
at Buccaneers, L 15-31  
1998 – at Buccaneers, L 15-27  
vs. Buccaneers, L 17-31  
1999 – at Buccaneers, L 3-6  
vs. Buccaneers, L 6-20

2000 – at Buccaneers, L 0-41  
vs. Buccaneers, W 13-10  
2001 – at Buccaneers, W 27-24  
vs. Buccaneers, W 27-3  
2002 – vs. Buccaneers, L 0-15 SNF  
2004 – at Buccaneers, L 7-19  
2005 – at Buccaneers, W 13-10  
2006 – vs. Buccaneers, W 34-31 OT  
2008 – vs. Buccaneers, L 24-27 OT  
2011 – at Buccaneers, W 24-18 London, UK  
2014 – vs. Buccaneers, W 21-13  
2015 – at Buccaneers, W 26-21  
2016 – at Buccaneers, L 10-36  
2017 – at Buccaneers, L 7-29  
2018 – vs. Buccaneers, W 48-10  
2020 – vs. Buccaneers, W 20-19  
2021 – at Buccaneers, L 3-38  
2023 – at Buccaneers, L 17-27



### TENNESSEE TITANS

W-7

L-7

T-0

1973 – vs. Oilers, W 35-14  
1977 – at Oilers, L 0-47  
1980 – vs. Oilers, L 6-10  
1986 – at Oilers, W 20-7  
1989 – vs. Oilers, L 28-33

1992 – at Oilers, L 7-24 MNF  
1995 – vs. Oilers, W 35-32  
1998 – at Oilers, W 23-20  
2004 – at Titans, W 19-17 OT  
2008 – vs. Titans, L 14-21

2012 – at Titans, W 51-20  
2016 – vs. Titans, L 21-27  
2020 – at Titans, L 17-24  
2024 – vs. Titans, W 24-17



### WASHINGTON COMMANDERS

W-25

L-28

T-1

1932 – at Boston, T 7-7  
1933 – vs. Boston, W 7-0  
at Boston, L 0-10  
1934 – at Boston, W 21-0  
1935 – at Boston, W 30-14  
1936 – at Boston, W 26-0  
1937 – vs. Washington, L 21-28 NFL  
1938 – vs. Washington, W 31-7  
1940 – at Washington, L 3-7  
**\*AT WASHINGTON, W 73-0**  
1941 – vs. Washington, W 35-21  
1942 – **at Washington, L 6-14**  
1943 – at Washington, L 7-21  
**\*VS. WASHINGTON, W 41-21**  
1945 – at Washington, L 21-28  
1946 – vs. Washington, W 24-20  
1947 – at Washington, W 56-20  
1948 – vs. Washington, W 48-13  
1949 – at Washington, W 31-21

1951 – at Washington, W 27-0  
1953 – at Washington, W 27-24  
1957 – vs. Washington, L 3-14  
1964 – at Washington, L 20-27  
1968 – vs. Washington, L 28-38  
1971 – vs. Washington, W 16-15  
1974 – at Washington, L 0-42  
1976 – vs. Washington, W 33-7  
1978 – at Washington, W 14-10 SAT  
1980 – vs. Washington, W 35-21  
1981 – vs. Washington, L 7-24  
1984 – **at Washington, W 23-19**  
1985 – vs. Washington, W 45-10  
1986 – **vs. Washington, L 13-27**  
1987 – **vs. Washington, L 17-21**  
1988 – at Washington, W 34-14  
1989 – at Washington, L 14-38  
1990 – at Washington, L 9-10  
1991 – vs. Washington, L 7-20

1996 – at Washington, L 3-10  
1997 – vs. Washington, L 8-31  
1999 – at Washington, L 22-48  
2001 – at Washington, W 20-15  
2003 – vs. Washington, W 27-24  
2004 – vs. Washington, L 10-13  
2005 – at Washington, L 7-9  
2007 – at Washington, L 16-24 THU  
2010 – vs. Washington, L 14-17  
2013 – at Washington, L 41-45  
2015 – vs. Washington, L 21-24  
2016 – vs. Washington, L 21-41  
2019 – at Washington, W 31-15  
2022 – vs. Commanders, L 7-12 THU  
2023 – at Commanders, W 40-20 THU  
2024 – at Commanders, L 15-18

**Bold** denotes playoff game \*Denotes NFL Championship Game

Series records includes playoff games

## BEARS IN THE PLAYOFFS

### Bears versus:

Team	Record	Last Playoff Meeting
Carolina	0-1 (.000)	1/15/2006, L 21-29, Div.
Dallas	0-2 (.000)	12/29/1991, L 13-17, WC
Green Bay	1-1 (.500)	1/23/2011, L 14-21, Conf.
Indianapolis	0-1 (.000)	2/4/2007, L 17-29, SB
LA Rams	1-1 (.500)	1/12/1986, W 24-0, Conf.
Minnesota	1-0 (1.000)	1/1/1995, W 35-18, WC
New England	1-0 (1.000)	1/26/1986, W 46-10, SB
New Orleans	2-1 (.667)	1/10/2021, L 9-21, WC
New York Giants	5-3 (.625)	1/13/1991, L 3-31, Div.
Philadelphia	1-3 (.250)	1/6/2019, L 15-16, WC
San Francisco	0-3 (.000)	1/7/1995, L 15-44, Div.
Seattle	2-0 (1.000)	1/16/2011, W 35-24, Div.
Washington	3-4 (.429)	1/10/1988, L 17-21, Div.

**Playoff Record:** 17-20 (.460)

**Home Record:** 12-9 (.571)

**Road Record:** 4-10 (.286)

**Neutral Site Record:** 1-1 (.500)

**Wild Card Round:** 3-6 (.333)

**Divisional Round:** 4-5 (.444)

**Conference Championship:** 3-4 (.429)

**NFL Championship/Super Bowl:** 7-5 (.583)

**NFC West Division Championships:** (8)

1933, 34, 37, 40, 41, 42, 43, 46

**NFC Central Division Championships:** (7)

1984, 85, 86, 87, 88, 90, 2001

**NFC North Division Championships:** (4)

2005, 06, 10, 18

## BEARS VS. EXTINCT FRANCHISES

	HOME	ROAD	TOTAL
Akron Pros/Indians	3-0-1	0-0	3-0-1
Boston Yanks	1-0	2-0	3-0
Brooklyn Dodgers	5-0-1	5-0	10-0-1
Buffalo All-Americans/Bisons	3-2	1-0	4-2
Canton Bulldogs	2-2	0-0	2-2
Champaign American Legion	0-0	1-0	1-0
Chicago Tigers	0-0	2-0	2-0
Cincinnati Reds	1-0	1-0	2-0
Cleveland Bulldogs	2-0	0-1	2-1
Cleveland Indians	2-0	0-0	2-0
Columbus Tigers	2-0	0-0	2-0
Dallas Texans	1-0	0-1	1-1
Dayton Triangles	4-0	0-0	4-0
Detroit Panthers	1-0	1-1-1	2-1-1
Detroit Heralds	1-0	0-0	1-0
Detroit Wolverines	0-1	0-1	0-2
Duluth Eskimos	2-0	0-0	2-0
Frankford Yellow Jackets	5-1-1	2-3-1	7-4-2

	HOME	ROAD	TOTAL
Hammond Pros	3-0	0-0	3-0
Kewanee Walworths	1-0	0-0	1-0
Louisville Colonels	1-0	0-0	1-0
Milwaukee Badgers	2-0-1	1-0	3-0-1
Minneapolis Marines	1-0	0-0	1-0
Minneapolis Redjackets	2-0	3-0	5-0
Moline Indians	1-0	0-0	1-0
New York Yankees	2-0	0-1	2-1
New York Yanks	2-0	1-1	3-1
Oorang Indians	2-0	0-0	2-0
Pottsville Maroons	3-0	0-0	3-0
Providence Steam Roller	0-0-1	0-1	0-1-1
Racine Legion	0-0-2	2-0	2-0-2
Rochester Jeffersons	2-0	0-0	2-0
Rock Island Independents	6-0-2	2-1-2	8-1-4
Rochester Scalpers	0-0	1-0	1-0
Staten Island Stapletons	1-0	0-0-1	1-0-1
Toledo Maroons	1-0	0-0	1-0
<b>TOTAL</b>	<b>65-6-9</b>	<b>25-11-5</b>	<b>90-17-14</b>

## BEARS ON MONDAY NIGHT FOOTBALL

Date	Opponent	Site	Score
10/5/1970	@ Detroit Lions	Tiger Stadium .....	L, 14-28
11/29/1971	@ Miami Dolphins	Orange Bowl .....	L, 3-24
10/23/1972	Minnesota Vikings	SOLDIER FIELD .....	W, 13-10
11/12/1973	@ Kansas City Chiefs	Arrowhead .....	L, 7-19
10/21/1974	Green Bay Packers	SOLDIER FIELD .....	W, 10-9
10/27/1975	Minnesota Vikings	SOLDIER FIELD .....	L, 9-13
10/10/1977	Los Angeles Rams	SOLDIER FIELD .....	W, 24-23
9/25/1978	Minnesota Vikings	SOLDIER FIELD .....	L, 20-24
10/16/1978	@ Denver Broncos	Mile High .....	L, 7-16
12/4/1978	@ San Diego Chargers	Jack Murphy .....	L, 7-40
10/6/1980	Tampa Bay Buccaneers	SOLDIER FIELD .....	W, 23-0
11/3/1980	@ Cleveland Browns	Cleveland .....	L, 21-27
9/28/1981	Los Angeles Rams	SOLDIER FIELD .....	L, 7-24
10/19/1981	@ Detroit Lions	Silverdome .....	L, 17-48
12/3/1984	@ San Diego Chargers	Jack Murphy .....	L, 7-20
10/21/1985	Green Bay Packers	SOLDIER FIELD .....	W, 23-7
12/2/1985	@ Miami Dolphins	Orange Bowl .....	L, 24-38
9/22/1986	@ Green Bay Packers	Lambeau Field .....	W, 25-12
11/3/1986	Los Angeles Rams	SOLDIER FIELD .....	L, 17-20
12/15/1986	@ Detroit Lions	Silverdome .....	W, 16-13
9/14/1987	New York Giants	SOLDIER FIELD .....	W, 34-19
11/16/1987	@ Denver Broncos	Mile High .....	L, 29-31
12/14/1987	@ San Francisco 49ers	Candlestick .....	L, 0-41
10/24/1988	San Francisco 49ers	SOLDIER FIELD .....	W, 10-9
12/5/1988	@ Los Angeles Rams	Anaheim .....	L, 3-20
12/19/1988	@ Minnesota Vikings	Metrodome .....	L, 27-28
10/2/1989	Philadelphia Eagles	SOLDIER FIELD .....	W, 27-13
10/23/1989	@ Cleveland Browns	Cleveland .....	L, 7-27
9/23/1991	New York Jets	SOLDIER FIELD .....	W, 19-13 (OT)
11/11/1991	@ Minnesota Vikings	Metrodome .....	W, 34-17
12/23/1991	@ San Francisco 49ers	Candlestick .....	L, 14-52
9/21/1992	New York Giants	SOLDIER FIELD .....	L, 14-27
11/2/1992	Minnesota Vikings	SOLDIER FIELD .....	L, 10-38
12/7/1992	@ Houston Oilers	Astrodome .....	L, 7-24
10/25/1993	Minnesota Vikings	SOLDIER FIELD .....	L, 12-19
9/12/1994	@ Philadelphia Eagles	Veterans Stadium .....	L, 22-30
10/31/1994	Green Bay Packers	SOLDIER FIELD .....	L, 6-33
9/11/1995	Green Bay Packers	SOLDIER FIELD .....	L, 24-27
10/30/1995	@ Minnesota Vikings	Metrodome .....	W, 14-6
12/4/1995	@ Detroit Lions	Silverdome .....	L, 7-27
9/2/1996	Dallas Cowboys	SOLDIER FIELD .....	W, 22-6
10/28/1996	@ Minnesota Vikings	Metrodome .....	W, 15-13
9/1/1997	@ Green Bay Packers	Lambeau Field .....	L, 24-38
10/27/1997	@ Miami Dolphins	Pro Player Stadium .....	W, 36-33 (OT)
10/7/2002	Green Bay Packers	MEMORIAL STADIUM (Champaign, Ill.) .....	L, 21-34
11/18/2002	@ St. Louis Rams	Edward Jones Dome .....	L, 16-21
12/9/2002	@ Miami Dolphins	Pro Player Stadium .....	L, 9-27
9/29/2003	Green Bay Packers	SOLDIER FIELD .....	L, 23-38
10/16/2006	@ Arizona Cardinals	University of Phoenix Stadium .....	W, 24-23
12/11/2006	@ St. Louis Rams	Edward Jones Dome .....	W, 42-27
12/17/2007	@ Minnesota Vikings	Metrodome .....	L, 13-20
12/22/2008	Green Bay Packers	SOLDIER FIELD .....	W, 20-17 (OT)
12/28/2009	Minnesota Vikings	SOLDIER FIELD .....	W, 36-30 (OT)



BEARS ON MONDAY NIGHT FOOTBALL (CONT)

Date	Opponent	Site	Score
9/27/2010	Green Bay Packers	SOLDIER FIELD.....	W, 20-17
12/20/2010	Minnesota Vikings	@ TCF Bank Stadium.....	W, 40-14
10/10/2011	Detroit Lions	@ Ford Field .....	L, 13-24
11/7/2011	Philadelphia Eagles	@ Lincoln Financial Field.....	W, 30-24
10/11/2012	Dallas Cowboys	@ Cowboys Stadium .....	W, 34-18
10/22/2012	Detroit Lions	SOLDIER FIELD.....	W, 13-7
11/19/2012	San Francisco 49ers	@ Candlestick Park.....	L, 7-32
11/4/2013	Green Bay Packers	@ Lambeau Field .....	W, 27-20
12/9/2013	Dallas Cowboys	SOLDIER FIELD.....	W, 45-28
9/22/2014	New York Jets	@ MetLife Stadium.....	W, 27-19
12/15/2014	New Orleans Saints	SOLDIER FIELD.....	L, 15-31
11/9/2015	San Diego Chargers	@ Qualcomm Stadium .....	W, 22-19
9/19/2016	Philadelphia Eagles	SOLDIER FIELD.....	L, 14-29
10/31/2016	Minnesota Vikings	SOLDIER FIELD .....	W, 20-10
10/9/2017	Minnesota Vikings	SOLDIER FIELD .....	L, 7-20
9/17/2018	Seattle Seahawks	SOLDIER FIELD .....	W, 24-17
9/23/2019	Washington	@ FedEx Field.....	W, 31-15
10/26/2020	Los Angeles Rams	@ SoFi Stadium.....	L, 10-24
11/16/2020	Minnesota Vikings	SOLDIER FIELD.....	L, 13-19
11/8/2021	Pittsburgh Steelers	@ Heinz Field.....	L, 27-29
12/20/2021	Minnesota Vikings	SOLDIER FIELD .....	L, 9-17
10/24/2022	New England Patriots	@ Gillette Stadium .....	W, 33-14
11/27/2023	Minnesota Vikings	@ U.S. Bank Field.....	W, 12-10
12/16/2024	Minnesota Vikings	@ U.S. Bank Field.....	L, 12-30

Bears Record on Monday Night Football: 34-44 (.436)

Home Record: 17-16 (.515)

Road Record: 17-28 (.378)

BEARS ON SUNDAY NIGHT FOOTBALL

Date	Opponent	Site	Score
12/6/1987	@ Minnesota Vikings	Metrodome.....	W, 30-24
12/3/1989	@ Minnesota Vikings	Metrodome.....	L, 16-27
12/16/1990	@ Detroit Lions	Silverdome.....	L, 21-38
11/8/1992	Cincinnati Bengals	SOLDIER FIELD.....	L, 28-31 (OT)
11/14/1993	@ San Diego Chargers	Qualcomm Stadium.....	W, 16-13
9/25/1994	@ New York Jets (TNT)	Meadowlands.....	W, 19-7
10/5/1997	New Orleans (TNT)	SOLDIER FIELD.....	L, 17-20
12/14/1997	@ St. Louis Rams	Trans World Dome.....	W, 13-10
11/15/1998	@ Detroit Lions	Silverdome.....	L, 3-26
12/6/1998	@ Minnesota Vikings	Metrodome.....	L, 22-48
10/15/2000	Minnesota Vikings	SOLDIER FIELD.....	L, 16-28
12/3/2000	Green Bay Packers	SOLDIER FIELD.....	L, 6-28
11/25/2001	@ Minnesota Vikings	Metrodome.....	W, 13-6
12/29/2002	Tampa Bay Buccaneers	MEMORIAL STADIUM (Champaign, Ill.).....	L, 0-15
9/14/2003	@ Minnesota Vikings	Metrodome.....	L, 13-24
10/31/2004	San Francisco 49ers	SOLDIER FIELD.....	W, 23-1
12/18/2005	Atlanta Falcons	SOLDIER FIELD.....	W, 16-3
10/1/2006	Seattle Seahawks	SOLDIER FIELD.....	W, 37-6
11/12/2006	@ New York Giants	Giants Stadium.....	W, 38-20
12/31/2006	Green Bay Packers	SOLDIER FIELD.....	L, 7-26
9/23/2007	Dallas Cowboys	SOLDIER FIELD.....	L, 34-10
10/7/2007	@ Green Bay Packers	Lambeau Field.....	W, 27-20
9/7/2008	@ Indianapolis Colts	Lucas Oil Field.....	W, 29-13
9/28/2008	Philadelphia Eagles	SOLDIER FIELD.....	W, 24-20
11/30/2008	@ Minnesota Vikings	Metrodome.....	L, 14-34
9/13/2009	@ Green Bay Packers	Lambeau Field.....	L, 15-21
10/18/2009	@ Atlanta Falcons	Georgia Dome.....	L, 14-21
11/22/2009	Philadelphia Eagles	SOLDIER FIELD.....	L, 20-24
10/3/2010	@ New York Giants	New Meadowlands.....	L, 3-17
10/16/2011	Minnesota Vikings	SOLDIER FIELD.....	W, 39-10
12/25/2011	@ Green Bay Packers	Lambeau Field.....	L, 21-35
11/11/2012	Houston Texans	SOLDIER FIELD.....	L, 6-13
9/22/2013	@ Pittsburgh Steelers	Heinz Field.....	W, 40-23
12/22/2013	@ Philadelphia Eagles	Lincoln Financial Field.....	L, 11-54
9/14/2014	@ San Francisco 49ers	Levi's Stadium.....	W, 28-20
11/9/2014	@ Green Bay Packers	Lambeau Field.....	L, 14-55
11/26/2015	@ Green Bay Packers	Lambeau Field.....	W, 17-13
9/25/2016	@ Dallas Cowboys	AT&T Stadium.....	L, 17-31
9/9/2018	@ Green Bay Packers	Lambeau Field.....	L, 23-24
11/18/2018	Minnesota Vikings	SOLDIER FIELD.....	W, 25-20
12/9/2018	Los Angeles Rams	SOLDIER FIELD.....	W, 15-6
11/17/2019	@ Los Angeles Rams	LA Coliseum.....	L, 7-17
12/22/2019	Kansas City Chiefs	SOLDIER FIELD.....	L, 3-26
11/29/2020	@ Green Bay Packers	Lambeau Field.....	L, 25-41
9/12/2021	@ Los Angeles Rams	SoFi Stadium.....	L, 14-34
12/12/2021	@ Green Bay Packers	Lambeau Field.....	L, 30-45
9/18/2022	@ Green Bay Packers	Lambeau Field.....	L, 10-27
10/29/2023	@ Los Angeles Chargers	SoFi Stadium.....	L, 13-30
9/15/2024	@ Houston Texans	NRG Stadium.....	L, 13-19

Bears Record on Sunday Night Football: 18-31 (.367)

Home Record: 7-10 (.412)

Road Record: 11-21 (.344)

BEARS ON THURSDAY NIGHT FOOTBALL

Date	Opponent	Site	Score
9/19/1985	@ Minnesota Vikings	Metrodome.....	W, 33-24
10/17/1991	@ Green Bay Packers	Lambeau Field.....	W, 10-0
12/1/1994	@ Minnesota Vikings	Metrodome.....	L, 23-33
12/6/2007	@ Washington Redskins	FedEx Field.....	L, 16-24
12/11/2008	New Orleans Saints	SOLDIER FIELD.....	W, 27-24 (OT)
11/12/2009	@ San Francisco 49ers	3COM Park.....	L, 6-10
11/18/2010	@ Miami Dolphins	Sun Life Stadium.....	W, 16-0
9/13/2012	@ Green Bay Packers	Lambeau Field.....	L, 10-23
10/10/2013	New York Giants	SOLDIER FIELD.....	W, 27-21
12/4/2014	Dallas Cowboys	SOLDIER FIELD.....	L, 28-41
10/20/2016	@ Green Bay Packers	Lambeau Field.....	L, 10-26
9/28/2017	@ Green Bay Packers	Lambeau Field.....	L, 14-35
9/5/2019	Green Bay Packers	SOLDIER FIELD.....	L, 3-10
12/5/2019	Dallas Cowboys	SOLDIER FIELD.....	W, 31-24
10/8/2020	Tampa Bay Buccaneers	SOLDIER FIELD.....	W, 20-19
10/13/2022	Washington Commanders	SOLDIER FIELD.....	L, 7-12
10/5/2023	@ Washington Commanders	FedEx Field.....	W, 40-20
11/9/2023	Carolina Panthers	SOLDIER FIELD.....	W, 16-13
12/26/2024	Seattle Seahawks	SOLDIER FIELD.....	L, 3-6

Bears Record on Thursday Night Football: 8-10 (.444)

Home Record: 4-4 (.500)

Road Record: 4-6 (.400)

BEARS ON SATURDAY

Date	Opponent	Site	Score
12/5/1925	@ Frankford Yellow Jackets	Frankford Stadium.....	W, 14-7
12/12/1925	Detroit Panthers	Navin Field.....	L, 21-0
12/4/1926	@ Frankford Yellow Jackets	Frankford Stadium.....	L, 7-6
12/3/1927	@ Frankford Yellow Jackets	Frankford Stadium.....	T, 0-0
12/15/1928	@ Frankford Yellow Jackets	Frankford Stadium.....	L, 19-0
11/16/1929	@ Frankford Yellow Jackets	Frankford Stadium.....	L, 20-14
11/22/1930	@ Frankford Yellow Jackets	Frankford Stadium.....	W, 13-6
10/5/1957	@ Baltimore Colts	Memorial Stadium.....	L, 21-10
10/4/1958	@ Baltimore Colts	Memorial Stadium.....	L, 51-38
10/3/1959	@ Baltimore Colts	Memorial Stadium.....	W, 26-21
9/23/1961	@ Los Angeles Rams	Los Angeles Coliseum.....	W, 21-17
12/5/1964	Green Bay Packers	WRIGLEY FIELD.....	L, 17-3
9/25/1965	@ Los Angeles Rams	Los Angeles Coliseum.....	L, 30-28
12/6/1969	@ San Francisco 49ers	Kezar Stadium.....	L, 42-21
9/19/1970	@ New York Giants	Yankee Stadium.....	W, 24-16
12/5/1970	@ Minnesota Vikings	Metropolitan Stadium.....	L, 16-13
12/16/1978	@ Washington	RFK Memorial.....	W, 14-10
12/20/1980	@ Tampa Bay Buccaneers	Tampa Stadium.....	W, 14-13
12/14/1985	@ New York Jets	Giants Stadium.....	W, 19-6
12/29/1990	Kansas City Chiefs	SOLDIER FIELD.....	L, 21-10
12/14/1991	Tampa Bay Buccaneers	SOLDIER FIELD.....	W, 27-0
12/18/1993	Denver Broncos	SOLDIER FIELD.....	L, 13-3
12/24/1994	New England Patriots	SOLDIER FIELD.....	L, 13-3
12/14/1996	San Diego Chargers	SOLDIER FIELD.....	W, 27-14
12/24/2016	Washington Redskins	SOLDIER FIELD.....	L, 41-21
12/16/2017	@ Detroit Lions	Ford Field.....	L, 20-10
12/24/2022	Buffalo Bills	SOLDIER FIELD.....	L, 13-25

Bears Record on Saturday: 10-16-1 (.389)

Home Record: 2-6 (.250)

Road Record: 8-10-1 (.447)

HISTORY

BEARS ON CHRISTMAS DAY

Date	Opponent	Score	Date	Opponent	Score
12/25/2005	@ Green Bay .....	24-17	12/25/2011	@ Green Bay .....	21-35

**Bears Record on Christmas:** 1-1 (.500)

**Home Record:** 0-0 (N/A)

**Road Record:** 1-1 (.500)

BEARS ON NEW YEAR'S DAY

Date	Opponent	Score	Date	Opponent	Score
1/1/1995	@ Minnesota* .....	W, 35-18	1/1/2017	@ Minnesota .....	L, 10-38
1/1/2006	@ Minnesota .....	L, 10-34	1/1/23	@ Detroit .....	L, 10-41
1/1/2012	@ Minnesota .....	W, 17-13	*Playoff game		

**Bears Record on New Year's Day:** 2-3 (.400)

**Home Record:** 0-0 (N/A)

**Road Record:** 2-3 (.400)

BEARS ON THANKSGIVING DAY

Date	Opponent	Score	Date	Opponent	Score
11/25/1920	@ Chicago Tigers .....	W, 6-0	11/27/1947	@ Detroit Lions .....	W, 34-14
11/24/1921	Buffalo All-Americans.....	L, 6-7	11/24/1949	@ Detroit Lions .....	W, 28-7
11/30/1922	@ Chicago Cardinals .....	L, 0-6	11/27/1952	@ Dallas Texans.....	L, 23-27
11/29/1923	Chicago Cardinals .....	W, 3-0	11/26/1964	@ Detroit Lions .....	W, 27-24
11/27/1924	@ Chicago Cardinals .....	W, 21-0	11/24/1977	@ Detroit Lions .....	W, 31-14
11/26/1925	Chicago Cardinals .....	T, 0-0	11/22/1979	@ Detroit Lions .....	L, 9-20
11/25/1926	Chicago Cardinals .....	T, 0-0	11/27/1980	@ Detroit Lions .....	W, 23-17 (OT)
11/24/1927	Chicago Cardinals .....	L, 0-3	11/26/1981	@ Dallas Cowboys.....	L, 9-10
11/29/1928	Chicago Cardinals .....	W, 34-0	11/28/1991	@ Detroit Lions .....	L, 6-16
11/28/1929	@ Chicago Cardinals .....	L, 6-40	11/25/1993	@ Detroit Lions .....	W, 10-6
11/27/1930	Chicago Cardinals .....	W, 6-0	11/27/1997	@ Detroit Lions .....	20-55
11/26/1931	Chicago Cardinals .....	W, 18-7	11/25/1999	@ Detroit Lions .....	L, 17-21
11/24/1932	Chicago Cardinals .....	W, 34-0	11/25/2004	@ Dallas Cowboys.....	L, 7-21
11/30/1933	Chicago Cardinals .....	W, 22-6	11/27/2014	@ Detroit Lions .....	L, 17-34
11/29/1934	@ Detroit Lions .....	W, 19-16	11/26/2015	@ Green Bay Packers .....	L, 17-13
11/28/1935	@ Detroit Lions .....	L, 2-14	11/22/2018	@ Detroit Lions .....	W, 23-16
11/26/1936	@ Detroit Lions .....	L, 7-13	11/28/2019	@ Detroit Lions .....	W, 24-20
11/25/1937	@ Detroit Lions .....	W, 13-0	11/25/2021	@ Detroit Lions .....	W, 16-14
11/24/1938	@ Detroit Lions .....	L, 7-14	11/28/2024	@ Detroit Lions .....	L, 20-23

**Bears Record on Thanksgiving:** 20-16-2 (.553)

**Home Record:** 6-2-2 (.700)

**Road Record:** 14-13 (.519)

BEARS IN OVERTIME

DATE	OPPONENT	COIN FLIP WINNER	FINAL SCORE
10/16/1977	@ Minnesota Vikings	Bears .....	L, 16-22
12/18/1977	@ New York Giants	Giants .....	W, 12- 9
10/1/1978	vs. Oakland Raiders	Bears .....	L, 19-25
9/7/1980	@ Green Bay Packers	Bears .....	L, 6-12
11/27/1980	@ Detroit Lions	Bears .....	W, 23-17
12/14/1980	vs. Cincinnati Bengals	Bengals .....	L, 14-17
10/25/1981	vs. San Diego Chargers	Bears .....	W, 20-17
11/8/1981	@ Kansas City Chiefs	Bears .....	W, 16-13
1/2/1983	@ Tampa Bay Buccaneers	Bears .....	L, 23-26
9/18/1983	@ New Orleans Saints	Bears .....	L, 31-34
9/25/1983	@ Baltimore Colts	Colts .....	L, 19-22
9/14/1986	vs. Philadelphia Eagles	Eagles .....	W, 13-10
11/30/1986	vs. Pittsburgh Steelers	Bears .....	W, 13-10
11/18/1990	@ Denver Broncos	Broncos .....	W, 16-13
12/2/1990	vs. Detroit Lions	Bears .....	W, 23-17
9/23/1991	vs. New York Jets	Jets .....	W, 19-13
11/24/1991	vs. Miami Dolphins	Dolphins .....	L, 13-16
11/8/1992	vs. Cincinnati Bengals	Bears .....	L, 28-31
11/27/1994	@ Arizona Cardinals	Cardinals .....	W, 9-16
12/1/1994	@ Minnesota Vikings	Bears .....	L, 27-33
11/5/1995	vs. Pittsburgh Steelers	Bears .....	L, 34-37
10/27/1997	@ Miami Dolphins	Dolphins .....	W, 36-33
11/14/1999	vs. Minnesota Vikings	Vikings .....	L, 24-27
11/21/1999	@ San Diego Chargers	Bears .....	W, 23-20
10/28/2001	vs. San Francisco 49ers	49ers .....	W, 37-31
11/4/2001	vs. Cleveland Browns	Bears .....	W, 27-21
9/29/2002	@ Buffalo Bills	Bears .....	L, 27-33
10/20/2002	@ Detroit Lions	Lions .....	L, 20-23
11/24/2002	vs. Detroit Lions	Lions .....	W, 20-17
11/14/2004	@ Tennessee Titans	Bears .....	W, 19-17
10/30/2005	@ Detroit Lions	Lions .....	W, 19-13
12/17/2006	vs. Tampa Bay Buccaneers	Buccaneers .....	W, 34-31
*1/14/2007	vs. Seattle Seahawks	Seahawks .....	W, 27-24
11/25/2007	vs. Denver Broncos	Bears .....	W, 37-34
9/21/2008	vs. Tampa Bay Buccaneers	Buccaneers .....	L, 24-27
12/11/2008	vs. New Orleans Saints	Bears .....	W, 27-24
12/22/2008	vs. Green Bay Packers	Bears .....	W, 20-17
12/28/2009	vs. Minnesota Vikings	Bears .....	W, 36-30
12/11/2011	@ Denver Broncos	Bears .....	L, 10-13
12/2/2012	vs. Seattle Seahawks	Seahawks .....	L, 17-23
11/17/2013	vs. Baltimore Ravens	Ravens .....	W, 23-20
12/1/2013	@ Minnesota Vikings	Bears .....	L, 20-23
9/7/2014	vs. Buffalo Bills	Bears .....	L, 20-23
10/18/2015	@ Detroit Lions	Lions .....	L, 34-37
12/6/2015	vs. San Francisco 49ers	49ers .....	L, 20-26
9/24/2017	vs. Pittsburgh Steelers	Steelers .....	W, 23-17
10/15/2017	@ Baltimore Ravens	Ravens .....	W, 27-24
10/14/2018	@ Miami Dolphins	Dolphins .....	L, 28-31
12/2/2018	@ New York Giants	Giants .....	L, 27-30
11/1/2020	vs. New Orleans Saints	Saints .....	L, 23-26
11/24/2024	vs. Minnesota Vikings	Bears .....	L, 27-30

Bears Overtime Record: 26-25 (.510)

Home Record: 16-12 (.571)

Road Record: 10-13 (.435)

\*Playoff Game

HISTORY

**BEARS FIRST TEAM ALL-PROS**

1931 - Harold "Red" Grange (B)	1955 - Bill George (G)	1986 - Jimbo Covert (T)
1932 - Jules "Zuck" Carlson (G)	Harlon Hill (E)	Wilber Marshall (OLB)
Luke Johnsos (E)	Stan Jones (G)	Mike Singletary (ILB)
Bronko Nagurski (B)	Bill Wightkin (T)	1987 - Steve McMichael (DT)
1933 - Bill Hewitt (E)	1956 - Rick Casares (FB)	Mike Singletary (ILB)
Joe Kopcha (G)	Bill George (NG)	1988 - Jay Hilgenberg (C)
Bronko Nagurski (B)	Harlon Hill (LE)	Mike Singletary (ILB)
1934 - Beattie Feathers (B)	Stan Jones (LG)	1989 - Jay Hilgenberg (C)
Bill Hewitt (E)	Larry Strickland (C)	Mike Singletary (ILB)
Joe Kopcha (G)	1957 - Bill George (NG)	1991 - Mike Singletary (ILB)
Bronko Nagurski (B)	1958 - Bill George (NG)	1999 - Glyn Milburn (KR)
1935 - William Karr (E)	1959 - Stan Jones (RG)	2001 - Mike Brown (S)
Joe Kopcha (G)	Bill George (NG)	Brian Urlacher (ILB)
George Musso (T)	1960 - Bill George (LB)	Ted Washington (DT)
1937 - George Musso (T)	1961 - Bill George (LB)	2002 - Brian Urlacher (ILB)
Joe Stydahar (T)	1963 - Doug Atkins (DE)	2005 - Lance Briggs (OLB)
1938 - Dan Fortman (G)	Mike Ditka (E)	Brian Urlacher (ILB)
Joe Stydahar (T)	Joe Fortunato (LB)	2006 - Robbie Gould (K)
1939 - Dan Fortman (G)	Bill George (LB)	Devin Hester (KR)
Bill Osmanski (B)	Richie Petitbon (S)	Olin Kreutz (C)
Joe Stydahar (T)	Roosevelt Taylor (S)	Brian Urlacher (ILB)
1940 - Dan Fortman (G)	1964 - Mike Ditka (E)	2007 - Devin Hester (KR)
Joe Stydahar (T)	Joe Fortunato (LB)	2010 - Devin Hester (PR)
1941 - Dan Fortman (G)	Johnny Morris (FL)	Julius Peppers (DE)
Sid Luckman (B)	1965 - Dick Butkus (LB)	2012 - Brandon Marshall (WR)
George McAfee (B)	Joe Fortunato (LB)	Charles Tillman (CB)
Bulldog Turner (C)	Gale Sayers (RB)	2018 - Tarik Cohen (PR)
1942 - Lee Artoe (T)	1966 - Gale Sayers (RB)	Kyle Fuller (CB)
Gary Famiglietti (B)	1967 - Gale Sayers (RB)	Eddie Jackson (S)
Dan Fortman (G)	1968 - Dick Butkus (LB)	Khalil Mack (LB)
Sid Luckman (B)	Gale Sayers (RB)	2019 - Cordarrelle Patterson (KR)
Bulldog Turner (C)	1969 - Dick Butkus (LB)	2020 - Cordarrelle Patterson (KR)
1943 - Harry Clark (B)	Gale Sayers (RB)	
Dan Fortman (G)	1970 - Dick Butkus (LB)	
Sid Luckman (B)	Dick Gordon (WR)	
Bulldog Turner (C)	1972 - Dick Butkus (LB)	
1944 - Sid Luckman (B)	1976 - Wally Chambers (DT)	
Bulldog Turner (C)	Walter Payton (RB)	
1946 - Bulldog Turner (C)	1977 - Walter Payton (RB)	
1947 - Sid Luckman (B)	1980 - Walter Payton (RB)	
Bulldog Turner (C)	1981 - Gary Fencik (S)	
1948 - Bulldog Turner (C)	1984 - Dan Hampton (DT)	
1950 - Dick Barwegan (G)	Walter Payton (RB)	
George Connor (T)	Mike Singletary (LB)	
Johnny Lujack (B)	1985 - Jimbo Covert (T)	
1951 - Dick Barwegan (G)	Richard Dent (DE)	
George Connor (T)	Steve McMichael (DT)	
1952 - George Connor (T)	Walter Payton (RB)	
1953 - George Connor (T)	Mike Singletary (LB)	

**BEARS IN THE PRO BOWL**

1938	Del Bjork, T (1) Joe Stydahar, T (1)		Bill George, LB (2) Harlon Hill, WR (2) Jack Hoffman, E (2) Stan Jones, G (1) Bill Wightkin, T (1)		Joe Fortunato, LB (4) Johnny Morris,* FL (2)
1939	Joe Stydahar, T (2) George Musso, G (1)			1965	Doug Atkins, DE (8) Dick Butkus, LB (1) Mike Ditka, TE (5) Joe Fortunato, LB (5) Gale Sayers, RB (1)
1940	As Champions of the 1940 season the Bears faced the NFL All-Stars	1957	Ed Brown, QB (2) JC Caroline, HB (1) Rick Casares, RB (2) Bill George, LB (3) Harlon Hill, WR (3) Stan Jones, G (2) McNeil Moore, HB (1) Larry Strickland, C (1)	1966	Dick Butkus, LB (2) Richie Petitbon, DB (3) Gale Sayers,† RB (2)
1941	As Champions of the 1941 season the Bears faced the NFL All-Stars			1967	Dick Butkus, LB (3) Gale Sayers,† RB (3) Richie Petitbon, DB (4) Dick Butkus, LB (4) Gale Sayers,* RB (4) Roosevelt Taylor, DB (2)
1942	Lee Artoe, T (1) Young Bussey, QB (1) Chuck Drulis, G (1) Gary Famiglietti, HB (1) Dan Fortmann, G (1) Ed Kolman, T (1) Sid Luckman, QB (1) Frank Maznicki, HB (1) John Petty, FB (1) John Siegal, E (1) George Wilson, E (1)	1957	Doug Atkins, DE (1) Rick Casares, RB (3) Bill George, LB (4) Kline Gilbert, T (1) Stan Jones, G (3)	1968	
		1958	Doug Atkins, DE (2) Rick Casares, RB (4) Joe Fortunato, LB (1) Willie Galimore, RB (1) Bill George, LB (5) Stan Jones, G (4) Fred Williams, DT (3)	1969	Dick Butkus, LB (5) Gale Sayers,† RB (5)
1950	Dick Barwegan, G (1) Ray Bray, G (1) George Connor, T/LB (1) Fred Davis, T (1) Johnny Lujack, QB (1) Ed Sprinkle, DE (1) Bulldog Turner, C/LB (1)			1970	Dick Butkus, LB (6) Dick Gordon,* WR (1) Bobby Joe Green, P (1) Cecil Turner, KR (1)
		1959	Doug Atkins, DE (3) Erich Barnes, DB (1) Rick Casares, RB (5) Bill George, LB (6) Stan Jones, G (5) Fred Williams, DT (4)	1971	Dick Butkus, LB (7) Dick Gordon, WR (2)
1951	Dick Barwegan, G (2) Ray Bray, G (2) George Connor, T/LB (2) John Dottley, RB (1) Johnny Lujack, QB (2) Ed Sprinkle, DE (2) Bulldog Turner, C/LB (2)			1972	Dick Butkus, LB (8) Ron Smith, KR (1)
		1960	Doug Atkins, DE (4) Bill George, LB (7) Stan Jones, G (6) Johnny Morris, FL (1)	1973	Wally Chambers, DT (1)
				1975	Wally Chambers, DT (2)
1952	Dick Barwegan, G (3) George Connor, T/LB (3) Gene Schroeder, E (1) Ed Sprinkle, DE (3) Fred Williams, DT (1)	1961	Doug Atkins, DE (5) Mike Ditka, TE (1) Bill George, LB (8) Stan Jones, G (7)	1976	Wally Chambers, DT (3) Walter Payton, RB (1)
		1962	Doug Atkins, DE (6) Mike Ditka, TE (2) Joe Fortunato, LB (2) Richie Petitbon, DB (1)	1977	Allan Ellis, CB (1) Walter Payton,† RB (2)
1953	George Connor, T/LB (4) Jack Hoffman, E (1) Don Kindt, HB (1) Fred Williams, DT (2)			1978	Walter Payton, RB (3)
		1963	Doug Atkins, DE (7) Mike Ditka, TE (3) Joe Fortunato, LB (3) Joe Marconi, RB (1) Richie Petitbon, DB (2) Mike Pyle, C (1) Roosevelt Taylor, DB (1) Bill Wade, QB (1)	1979	Walter Payton, RB (4)
1954	Bill Bishop, T (1) Bill George, LB (1) Harlon Hill, WR (1) Harry "Chick" Jagade,* (1) Ed Sprinkle, DE (4)			1980	Gary Fencik, S (1) Dan Hampton, DE (1) Walter Payton, RB (5) Gary Fencik, S (2)
		1964	Mike Ditka, TE (4)	1981	
1955	Ed Brown, QB (1) Rick Casares, RB (1)			1982	Dan Hampton, DT (2)
				1983	Walter Payton, RB (6) Mike Singletary, LB (1)
				1984	Todd Bell, S (1) Richard Dent, DE (1) Dan Hampton, DT (3)

**BEARS IN THE PRO BOWL**

	Walter Payton, RB (7) Mike Singletary, LB (2)	1999	Glyn Milburn, KR (1, 2)		Brian Urlacher,* LB (8) Tim Jennings, CB (1)
1985	Jim Covert, T (1) Richard Dent, DE (2) Dave Duerson, S (1) Dan Hampton, DE (4) Jay Hilgenberg, C (1) Jim McMahon, QB (1) Walter Payton, RB (8) Mike Singletary, LB (3) Otis Wilson, LB (1)	2000	Brian Urlacher, LB (1)	2012	Brandon Marshall,* WR (1, 4) Henry Melton, DT (1) Julius Peppers, DE (3, 8) Charles Tillman, CB (2)
1986	Jim Covert, T (2) Dave Duerson, S (2) Wilber Marshall, LB (1) Steve McMichael, DT (1) Jay Hilgenberg, C (2) Walter Payton, RB (9) Mike Singletary, LB (4)	2001	Olin Kreutz, C (1) Brian Urlacher, LB (2) Ted Washington, DT (1, 4) Larry Whigham, S (1, 2) James Williams, OT (1)	2013	Matt Forté, RB (2) Alshon Jeffery, WR (1) Tim Jennings, CB (2) Kyle Long, G (1) Brandon Marshall, WR (2,5)
1987	Dave Duerson, S (3) Jay Hilgenberg, C (3) Wilber Marshall, LB (2) Steve McMichael, DT (2) Mike Singletary, LB (5)	2002	Marty Booker, WR (1) Olin Kreutz, C (2) Brian Urlacher, LB (3)	2014	Martellus Bennett, TE (1) Kyle Long, G (2)
1988	Neal Anderson, RB (1) Mark Bortz, G (1) Dave Duerson, S (4) Jay Hilgenberg, C (4) Mike Singletary, LB (6)	2003	Jerry Azumah, KR (1) Olin Kreutz,* C (3) Brian Urlacher, LB (4)	2015	Kyle Long, T (3)
1989	Neal Anderson,* RB (2) Jay Hilgenberg, C (5) Mike Singletary, LB (7)	2004	Olin Kreutz,* C (4)	2016	Jordan Howard, RB (1) Josh Sitton, G (1, 4)
1990	Neal Anderson,* RB (3) Mark Bortz,* G (2) Mark Carrier, S (1) Richard Dent, DE (3) Jay Hilgenberg, C (6) Mike Singletary, LB (8)	2005	Lance Briggs, LB (1) Mike Brown,* S (1) Tommie Harris, DT (1) Olin Kreutz,* C (5) Brian Urlacher,* LB (5) Nathan Vasher, CB (1)	2018	Tarik Cohen, RB (1) Kyle Fuller, CB (1) Akiem Hicks, DL (1) Eddie Jackson, S (1) Charles Leno Jr., OL (1) Khalil Mack,* LB (1,4) Mitchell Trubisky, QB (1) Cody Whitehair, OL (1)
1991	Neal Anderson,* RB (4) Mark Carrier, S (2) Shaun Gayle, S (1) Jay Hilgenberg, C (7) Mike Singletary, LB (9)	2006	Brendon Ayanbadejo, ST (1) Lance Briggs,* LB (2) Robbie Gould, PK (1) Tommie Harris,* DT (2) Devin Hester, KR (1) Olin Kreutz,* C (6) Brian Urlacher,* LB (6) Ruben Brown, G (1, 9)	2019	Kyle Fuller, CB (2) Eddie Jackson, S (2) Khalil Mack,* LB (2,5) Cordarrelle Patterson (1,3)
1992	Mike Singletary, LB (10)	2007	Brendon Ayanbadejo, ST (2) Lance Briggs,* LB (3) Tommie Harris,* DT (3) Devin Hester, KR (2)	2020	Cordarrelle Patterson (2,4) Khalil Mack, OLB (3,6)
1993	Mark Carrier, S (3) Richard Dent, DE (4) Donnell Woolford, CB (1)	2008	Lance Briggs, LB (4)	2021	Robert Quinn, OLB (1,3) Jakeem Grant Sr., PR (1)
		2009	Lance Briggs,* LB (5) Johnny Knox, KR (1)	2023	Jaylon Johnson, DB (1) Montez Sweat, DL (1)
		2010	Lance Briggs,* LB (6) Devin Hester, KR (3) Julius Peppers, DE (1, 6) Brian Urlacher,* LB (7)	2024	Jaylon Johnson, DB (2)
		2011	Lance Briggs,* LB (7) Matt Forté, RB (1) Corey Graham, ST (1) Julius Peppers, DE (2, 7) Charles Tillman, CB (1)		

\* Did not play due to injury; † Denotes game's outstanding player; ( ) Number in parentheses indicates Pro Bowl appearances. If multiple numbers are listed, Bears total listed first followed by total appearances



## WALTER PAYTON MAN OF THE YEAR



Charles Tillman receives the Gladiator statue from NFL Commissioner Roger Goodell upon being named the 2013 Walter Payton Man of the Year.

The Walter Payton NFL Man of the Year Award is the only NFL award that recognizes a player for his community service activities as well as his excellence on the field. Renamed in 1999 for the legendary Chicago Bears Pro Football Hall of Fame running back, the Walter Payton NFL Man of the Year Award has been given annually since 1970.

Chicago Bears cornerback Charles Tillman was named the 2013 Walter Payton Man of the Year, marking the fifth Chicago Bears player to be honored with the award -- tied with the Kansas City Chiefs for the most among NFL franchises -- joining Payton (1977), Dave Duerson (1987), Mike Singletary (1990) and Jim Flanigan (2000).

Tillman joins an esteemed list of winners of the annual award, including 17 Pro Football Hall of Famers. Recent winners of the Walter Payton NFL Man of the Year Award include Cam Heyward, Pittsburgh Steelers (2023); Dak Prescott, Dallas Cowboys (2022); Andrew Whitworth, Los Angeles Rams (2021); Russell Wilson, Seattle Seahawks (2020) & Calais Campbell, Jacksonville Jaguars (2019).

All 32 nominees will receive up to a \$55,000 donation and the winner will receive a \$250,000 donation to the charity of his choice. Fans can vote directly at [NFL.com/ManOfTheYear](https://NFL.com/ManOfTheYear) or post #WPMOYChallenge on X. The nominee who receives the most collective hashtag mentions and votes will win an additional \$35,000 donation from Nationwide to the charity of their choice, with the runner-up receiving \$10,000 and the third-place winner receiving \$5,000.

The winner of the Walter Payton NFL Man of the Year Award receives the Gladiator statue, an original art creation by the noted sculptor, Daniel Schwartz, at the NFL Honors.

## MAN OF THE YEAR NOMINEES/WINNERS

## Bears Nominees (since 1997)

1997: Barry Minter (LB)  
 1998: Jim Flanigan (DT)  
 1999: Jim Flanigan (DT)  
 2000: Jim Flanigan (DT)  
 2001: Marcus Robinson (WR)  
 2002: Philip Daniels (DE)  
 2003: Philip Daniels (DE)  
 2004: John Tait (T)  
 2005: Bobby Wade (WR)  
 2006: Roberto Garza (C)  
 2007: Charles Tillman (CB)  
 2008: Charles Tillman (CB)  
 2009: Israel Idonije (DE)  
 2010: Israel Idonije (DE)

2011: Charles Tillman (CB)  
 2012: Charles Tillman (CB)  
 2013: Charles Tillman (CB)  
 2014: Jay Cutler (QB)  
 2015: Matt Forté (RB)  
 2016: Sam Acho (LB)  
 2017: Sam Acho (LB)  
 2018: Trey Burton (TE)  
 2019: Allen Robinson II (WR)  
 2020: Jimmy Graham (TE)  
 2021: Jimmy Graham (TE)  
 2022: Jaylon Johnson (CB)  
 2023: Justin Jones (DT)  
 2024: Andrew Billings (DL)

## Bears Winners:

2013 Charles Tillman (CB)  
 2000\* Jim Flanigan (DT)  
 1990 Mike Singletary (LB)  
 1987 Dave Duerson (S)  
 1977 Walter Payton (RB)

\*The award was shared in 2000 with Derrick Brooks.

## ED BLOCK COURAGE AWARD



The Ed Block Courage Award Foundation is dedicated to improving the lives of abused, neglected and at-risk children and ending the cycle of abuse. The purpose is to raise Awareness and Prevention of child abuse. That objective is coupled with the Foundation's commitment to celebrating players of inspiration in the NFL.

The award recipient symbolizes professionalism, great strength and dedication. He is also a community role model. With this honor he enters into association which contrasts his fierce profession by becoming a major component of the Courage House national support network. He becomes a crusader for victims of abuse, violence and neglect.

Each year, the Ed Block Courage Awards honor those National Football League players who exemplify commitments to the principles of sportsmanship and courage. This award is unique in that the recipients are selected solely by a vote of their teammates. Every fall, each of the

thirty-two teams conduct a vote which results in each team selecting their Ed Block Courage Award recipient for the year.

The Ed Block Courage Award began in Baltimore in honor of Eddie Block, former head athletic trainer of the Baltimore Colts. Eddie Block and his wife dedicated their lives to helping children in distress as foster parents and advisers. There are 16 Courage Houses presently connected with NFL teams, locally the Maryville Academy in Des Plaines.

Ed McCaskey was the 1992 Honorary National Chairman of the 14th Annual Ed Block Courage Awards. Each offseason Maryville Academy hosts a luncheon to promote awareness for the award and its causes. The proceeds go to the Ed McCaskey scholarship winners at Maryville which has been the Chicago Courage House since 1992.

Since its inception, the Foundation, through its charter with the Courage House National Support Network for Kids, and an affiliation with the National Football League and Professional Football Athletics Trainers Society, has helped to provide hope to countless children and raised millions of dollars.



Kyle Gordon, Chicago's 2024 recipient of the Ed Block Courage Award

## CHICAGO BEARS ED BLOCK COURAGE AWARD HONOREES

1984 Danny Rains (LB)	1998 John Thierry (DE)	2012 Nick Roach (LB)
1985 Mark Bortz (G)	1999 Ryan Wetnight (TE)	2013 Patrick Mannelly (LS)
1986 Mike Tomczak (QB)	2000 Clyde Simmons (DE)	2014 Matt Slauson (G)
1987 Ron Morris (WR)	2001 Jim Miller (QB)	2015 Robbie Gould (K)
1988 Glen Kozlowski (WR)	2002 Ted Washington (DT)	2016 Pernelle McPhee (LB)
1989 Ron Rivera (LB)	2003 Dustin Lyman (TE)	2017 Kyle Long (OL)
1990 Lemuel Stinson (CB)	2004 Marc Colombo (T)	2018 Zach Miller (TE)
1991 John Wojciechowski (T)	2005 Ruben Brown (G)	2019 Allen Robinson II (WR)
1992 Shaun Gayle (S)	2006 Rex Grossman (QB)	2020 Roquan Smith (LB)
1993 Keith Van Horne (T)	2007 Tommie Harris (DT)	2021 Tarik Cohen (RB)
1994 Kevin Butler (K)	2008 Charles Tillman (CB)	2022 Eddie Jackson (S)
1995 Vinson Smith (LB)	2009 Israel Idonije (DE)	2023 Jack Sanborn (LB)
1996 John Mangum (S)	2010 Anthony Adams (DT)	2024 Kyle Gordon (DB)
1997 James Williams (T)	2011 Brian Urlacher (LB)	

## BRIAN PICCOLO AWARD

In memory of Brian Piccolo, each season since 1970 a Bears rookie has been honored with the Brian Piccolo Award. In 1992, the award was expanded to include a veteran as well. The Piccolo Award is a special honor voted on by Bears players only, who select a teammate they feel best exemplifies the courage, loyalty, teamwork, dedication and sense of humor of the late Brian Piccolo.

Brian Piccolo signed with the Bears as a free agent out of Wake Forest in 1965 - the same year Hall of Famer Gale Sayers was drafted. The two became roommates, and Piccolo's support of Sayers through a devastating knee injury, as well as Sayers' devotion when Piccolo was stricken with cancer in 1969, became the stuff of legend. Piccolo was in his fourth season when a chest x-ray revealed a malignancy. Several months later on June 16, 1970, he died at age 26 from embryonal cell carcinoma.

Following his death, the Brian Piccolo Cancer Research Fund was established and proceeds were sent to the Sloan-Kettering Cancer Center in New York for research on embryonal cell carcinoma. At the time Piccolo died, the disease was 100% fatal, but today the cure rate is more than 95%.

With that victory, proceeds from the Brian Piccolo Cancer Research Fund now benefits breast cancer research at Rush Medical Center and provides support to the Clearbrook Center for the developmentally disabled in Arlington Heights.

Since turning its attention to the fight against breast cancer, the Brian Piccolo Cancer Research Fund, as well as all those who have generously joined in its efforts, has raised over \$10 million for research since 1991. The fund remains active and welcomes the interest of contributions of others who share its commitment to breast cancer research and to the memory of Brian Piccolo.



## ALL-TIME PICCOLO AWARD WINNERS

1970	Glen Holloway (G)	1996	Rashaan Salaam (RB)	2011	J'Marcus Webb (T)
1971	Jerry Moore (S)		Chris Zorich (DT)		Nick Roach (LB)
1972	Jim Osborne (DT)		Bobby Engram (WR)		Stephen Paea (DT)
1973	Wally Chambers (DT)	1997	Ryan Wetnight (TE)	2012	Charles Tillman (CB)^
1974	Fred Pagac (TE)		John Allred (TE)*		Julius Peppers (DE)^
1975	Roland Harper (RB)		Van Hiles (S)*		Shea McClellin (DE)
1976	Brian Baschnagel (WR)	1998	Bobby Engram (WR)	2013	Josh McCown (QB)
1977	Ted Albrecht (T)		Tony Parrish (S)		Jordan Mills (T)
1978	John Skibinski (RB)	1999	Marcus Robinson (WR)	2014	Matt Forte (RB)
1979	Dan Hampton (DE)		Jerry Azumah (DB)		Kyle Fuller (CB)
1980	Bob Fisher (TE)	2000	Clyde Simmons (DE)	2015	Zach Miller (TE)
1981	Mike Singletary (LB)		Brian Urlacher (LB)		Adrian Amos (S)
1982	Jim McMahon (QB)	2001	James Williams (T)	2016	Jordan Howard (RB)
1983	Jim Covert (T)		Anthony Thomas (RB)		Joshua Bellamy (WR)
1984	Shaun Gayle (DB)	2002	Phillip Daniels (DE)	2017	Benny Cunningham (RB)
1985	Kevin Butler (K)		Alex Brown (DE)		Tarik Cohen (RB)
1986	Neal Anderson (RB)	2003	Olin Kreutz (C)	2018	Akiem Hicks (DT)
1987	Ron Morris (WR)		Charles Tillman (CB)		Roquan Smith (LB)
1988	James Thornton (TE)*	2004	Olin Kreutz (C)	2019	Nick Williams (DT)
	Mickey Pruitt (LB)*		Tommie Harris (DT)		David Montgomery (RB)
1989	Trace Armstrong (DE)	2005	John Tait (T)	2020	Allen Robinson II (WR)
1990	Mark Carrier (S)		Chris Harris (S)		Darnell Mooney (WR)
1991	Chris Zorich (DT)	2006	Olin Kreutz (C)	2021	Robert Quinn (OLB)
1992	Mike Singletary (LB)		Devin Hester (PR/KR)		Khalil Herbert (RB)
	Troy Auzenne (T)	2007	Brian Urlacher (LB)	2022	David Montgomery (RB)
1993	Tom Waddle (WR)		Greg Olsen (TE)		Jack Sanborn (LB)
	Myron Baker (LB)*	2008	Charles Tillman (CB)	2023	T.J. Edwards (LB)
	Todd Perry (T)*		Matt Forte (RB)		Darnell Wright (OL)
1994	Shaun Gayle (S)	2009	Olin Kreutz (C)	2024	T.J. Edwards (LB)
	Raymont Harris (RB)		Johnny Knox (WR/KR)		Rome Odunze (WR)
1995	Erik Kramer (QB)	2010	Anthony Adams (DT)		

Beginning in 1992, veteran recipients are listed first, followed by rookies.

\*Co-rookie recipients    ^Co-veteran recipients

JEFF DICKERSON GOOD GUY AWARD



Each year, the Chicago Chapter of the Professional Football Writers of America presents an award to a Bears player, coach or administrator who has been exemplary in the way he has interacted with the media. The "Good Guy" is chosen by the writers based on his professionalism, courtesy and respect in dealings with the press in the past year. The Bears and the Chicago media have enjoyed a mutually beneficial relationship since team founder George S. Halas personally delivered press releases to Chicago newspaper offices in the 1930s.

The PFWA Chicago Chapter's Good Guy Award is named for Jeff Dickerson, who lost his battle with cancer in December 2021. No one embodied the term "Good Guy" more than JD. He was loved by everyone: family, friends, colleagues, coaches and players. Always a consummate professional, JD took a great deal of pride in his coverage of the Bears for 20 years and is missed every day.

2024 was the 12th year the Good Guy Award has been presented. Previous recipients include Josh McCown (2013), Ryan Mundy (2014), Matt Slauson (2015), Tracy Porter (2016), Zach Miller (2017), Prince Amukamara (2018), Allen Robinson II (2019), Mitchell Trubisky (2020), Tashaun Gipson Sr. (2021, shared), Robert Quinn (2021, shared) Cole Kmet (2022, 24) and Eddie Jackson (2023).

CHICAGO BEARS GOOD GUY AWARD RECIPIENTS

2013.....	QB Josh McCown
2014.....	DB Ryan Mundy
2015.....	OL Matt Slauson
2016.....	DB Tracy Porter
2017.....	TE Zach Miller
2018.....	DB Prince Amukamara
2019.....	WR Allen Robinson
2020.....	QB Mitchell Trubisky
2021.....	DB Tashaun Gipson
2021.....	LB Robert Quinn
2022.....	TE Cole Kmet
2023.....	DB Eddie Jackson
2024.....	TE Cole Kmet



Cole Kmet, recipient of the 2022 and 2024 Jeff Dickerson Good Guy Award, with Jeff's parents, Sandy and George.

# ADDITIONAL

INFO



### WHAT TIME DO THE PARKING FACILITIES AND STADIUM GATES OPEN?

Parking facilities surrounding the stadium open four hours prior to kickoff. Gates open two hours before kickoff.

### WHERE IS WILL CALL LOCATED?

Outside of Gate 10, located in the SE corner of the stadium.

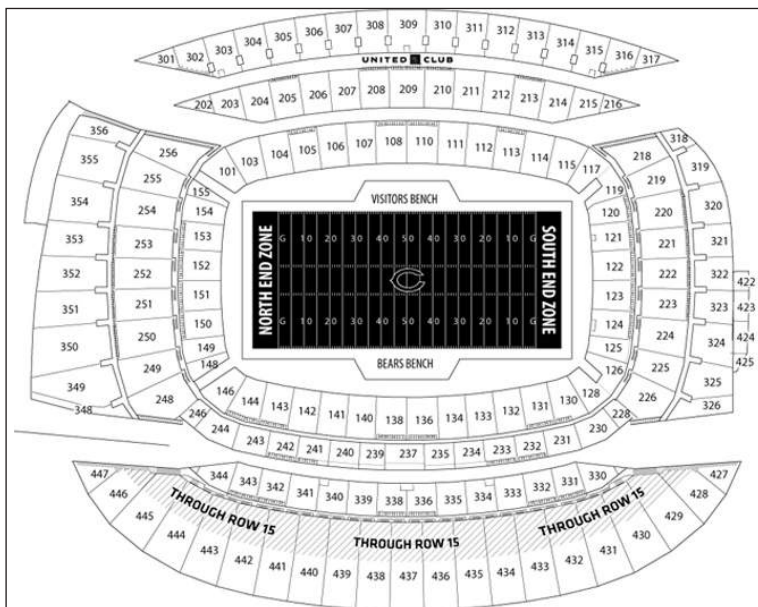
### WALKING DIRECTIONS FROM PRESS BOX TO BEARS LOCKER ROOM

Take elevator to concourse level. Take left out of the elevator and through Field Access door. Take a left at the bottom of steps and follow corridor to West side of the stadium. From field, exit stadium at Northwest entrance. Turn left into interior corridor.

Postgame interview room is fourth room on left. Locker room is first door on the left. Visiting locker room is at the northeast corner of the stadium.

### WALKING DIRECTIONS FROM PRESS BOX TO STADIUM EXIT

Take elevator to concourse level. Exit through Press Entrance at Gate 14.







### HALAS HALL MEDIA ACCESS

Only pre-approved credentialed media members are permitted to utilize the Bears media workroom and attend Bears media availability sessions. Use of the media workroom is only permitted during designated days and times.

### ENTRANCE

Credentialed media should utilize the PNC center media entrance. When facing Halas Hall's main entrance under the Bears 'C' logo, the media entrance is located to your right, behind the bushes (pictured above). Your permanent or temporary media badge can be used to open the media door during approved hours.

### PARKING

All media members must check in at the guardhouse when entering Halas Hall. Security will direct you to the media parking lot located on the left when entering the complex. Media who need ADA parking should contact a member of the Chicago Bears Communications staff.

### MEDIA AVAILABILITY AND PRACTICE VIEWING

Media availability and practice viewing schedules, compliant with PFWA guidelines, will be set and communicated prior to each week of the season and on other occasions throughout training camp, the season and offseason. Credentialed media members are asked to remain in the media workroom until availability or viewing begins. Members of the Bears communications staff will direct media members where availability and viewing will take place.



## INTERNATIONAL PRESENCE

The Chicago Bears are committed to expanding the team's global presence and engaging with fans worldwide. As part of the NFL's Global Markets Program, the Bears have been awarded marketing rights in Spain and the United Kingdom, allowing the team to build deeper connections with international audiences through localized content, fan engagement events and strategic partnerships.



### MINI MONSTERS

The Chicago Bears' Mini Monsters program is a cornerstone of the team's international youth football efforts, introducing kids aged 9-13 to the fundamentals of football through fun, skills-based clinics. Since expanding to Spain and the United Kingdom, Mini Monsters has impacted over 8,000 young athletes, providing them with hands-on coaching and opportunities to develop their teamwork, agility and football knowledge.

In the United Kingdom, Mini Monsters has traveled to 11 cities, including London, Manchester and Edinburgh, engaging over 5,000 kids from 50 different schools. In Spain, the Bears have hosted Mini Monsters clinics in Madrid, Badalona and Valencia, serving over 3,000 kids. The Mini Monsters program has become a key platform for introducing football and the Chicago Bears to young athletes. During the Chicago Bears' trip to UK for their 2024 London Game, the Bears hosted three Mini Monsters clinics in London.



### FLAG FOOTBALL

The Chicago Bears are expanding access to girls flag football across the United Kingdom and Spain, creating opportunities for young female athletes to compete and develop their skills in the sport.

In the United Kingdom, the Bears operate flag football leagues in London, Manchester and Birmingham. In 2025, over 550 girls will participate in Bears' leagues. The Chicago Bears co-launched the first girls flag football league in London with the New York Jets in 2023. Interest in the sport has grown rapidly since. In 2024, the Bears began operating leagues independently and have expanded leagues to over 20 teams for the 2025 season.

In Spain, the Chicago Bears are set to launch the first season of girls flag football leagues. The Bears have established a 150-player girls flag division and will launch the leagues in Madrid and Badalona in Fall 2025. To date, the Chicago Bears have hosted several player and coaches clinics in the region.







TE Cole Kmet and WR DJ Moore celebrate a touchdown as the Bears take part in the 2024 NFL International Series in London, U.K.

INTERNATIONAL GAMES

The Bears first played outside the United States when they took on the New York Giants in a preseason bout in Toronto, Canada, in 1960. Chicago participated in the NFL's first "American Bowl" game, when they traveled to London to take on the Dallas Cowboys in 1986. Since that contest, the Bears have played exhibitions in Sweden, Germany and Ireland as well as a regular season game back in Canada.

The NFL officially launched the NFL International Series in 2007, with regular season games to be played overseas each season. The Bears have participated on three occasions, all in London, England, a 2011 tilt at Wembley Stadium and a pair of games at Tottenham Hotspur Stadium in 2019 and 2024.

THE BEARS IN INTERNATIONAL COMPETITIONS (all games before 2010 were exhibitions):

Aug. 15, 1960	Bears 16	Giants 7	Varsity Stadium	Toronto, CANADA
Aug. 5, 1961	Bears 34	Montreal Alouettes 16	Molson Stadium	Montreal, CANADA
Aug. 3, 1986	Bears 17	Cowboys 6	Wembley Stadium	London, ENGLAND
Aug. 14, 1988	Bears 21	Vikings 28	Ullevi Stadium	Gothenburg, SWEDEN
Aug. 3, 1991	Bears 7	49ers 21	Olympic Stadium	Berlin, GERMANY
July 27, 1997	Bears 17	Steelers 30	Croke Park	Dublin, IRELAND
Nov. 7, 2010	Bears 22	Bills 19	Rogers Centre	Toronto, CANADA
Oct. 23, 2011	Bears 24	Buccaneers 18	Wembley Stadium	London, ENGLAND
Oct. 6, 2019	Bears 21	Raiders 24	Tottenham Hotspur Stadium	London, ENGLAND
Oct. 13, 2024	Bears 35	Jaguars 16	Tottenham Hotspur Stadium	London, ENGLAND



IN 2024, THE CHICAGO BEARS WERE THE UK AND IRELAND'S MOST WATCHED TEAM ON NFL GAME PASS.

ADDITIONAL INFO



- Staley performs at over 300 events throughout the Chicagoland area each year. These include both paid appearances and community outreach-based events.
- Staley's appearance range is generally an 80-mile radius of Chicago, but exceptions can be made on an individual basis.
- Staley has made both private and public appearances throughout the United States and abroad, including Super Bowls, Pro Bowls, Hong Kong's Chinese New Year Parade, London, Marshall Islands and Guam.

#### **GENERAL APPEARANCES:**

- Birthday Parties
- Charity Events
- Special Events (Parades, Corporate Functions, Grand Openings, Weddings, Bar Mitzvahs, etc.)

#### **SCHOOL SHOWS:**

##### **BEAR DOWN ON BULLIES**

The "Bear Down on Bullies" assembly discusses 5 types of bullies (big-mouth bully, hands-on bully, butt-out bully, cyber-bully and all-around bully), and proper ways for your students to deal with bullying. Staley shares his own experiences with his very own bully, Fluffy. A strong emphasis is placed on a team concept approach to school, and how your students can help foster a positive learning environment. Additionally, each school will receive a player-autographed "Bear Down on Bullies" banner to display.

##### **FIRST AND GOAL SHOW: HOW TO SCORE A TOUCHDOWN FOR A HEALTHY LIFE**

The Chicago Bears are proud to present the most informative, hands-on, educational health and wellness assembly in the NFL! First and Goal was created by Staley to educate today's youth about the benefits of living a healthy life. Staley and his MC will jumpstart your child's desire to begin living a smarter and healthier life by combining education, comedy and super-cool prizes into this high-energy show!

##### **TALES TO TACKLE**

"Tales to Tackle" was created by Staley to promote his love and enthusiasm towards reading and learning. Students are encouraged to read as many teacher-approved books as they can each month to achieve different prizes. The top performing school within the program has the chance to win a \$5,000 grant from the Chicago Bears!

##### **ALL SCHOOL PEP RALLIES**

Motivating students to excel in their studies can sometimes prove challenging. Staley has developed an assortment of assemblies designed to encourage students to give it their best. Staley will also work with school administrators to develop an interactive, high-energy, 45-minute show customized toward your school's specific needs. Assembly topics include: Staley's Back To School "Kick Off", PARCC/state test prep, Dance Express, and general field day/school picnic appearances.

## **STALEY DA BEAR**

**DRAFTED:** 1st Round, Chicago Bears, 8/6/03

**ABOUT STALEY:** Staley is responsible for entertaining Bears fans young and old. Staley loves to "bust-a-move", and shake what his mama gave him. He is highly skilled with a fishing pole, enjoys playing the drums and exercising regularly. Staley is best friends with Pooh, Smokey and Yogi.

For more information on these and other types of Staley appearances visit [www.chicagobears.com/fan-zone/staley](http://www.chicagobears.com/fan-zone/staley) or call 847-615-9600

**X:** @TheRealStaley

**Facebook:** Facebook.com/StaleyDaBear

**Instagram:** @TheRealStaley

CHICAGO BEARS MEDIA INFORMATION

Chicago Bears training camp returned to Lake Forest, Ill., for the first time in 36 years in 2020, hosting training camp at Halas Hall, the team's start-of-the-art training facility. Previously, the Bears held training camp at Olivet Nazarene University in Bourbonnais, Ill., capping an 18-year tenure at the university in 2019. After hosting camp at the former Halas Hall on the campus of Lake Forest College, the Bears held camp at the University of Wisconsin-Platteville for 18 summers from 1984-2001.

**2025 Chicago Bears Training Camp by LRS** will take place at Halas Hall and all information pertaining to camp can be found at [ChicagoBears.com/Camp](https://ChicagoBears.com/Camp), with additional media information available on the club's media site, housed on [NFL.com](https://NFL.com).

All media information, including publications, press releases, schedules, transcripts and coverage materials, can be found on the Chicago Bears page on [NFL.com](https://NFL.com). A member of the Bears Communications staff can supply log-in credentials. Please direct any additional questions to a member of Bears Communications.

CREDENTIALS:

**Training Camp:** All requests for credentials must be submitted to Bears Communications through [NFL.com](https://NFL.com) no later than 4 p.m. CT the day prior to best facilitate attendance.

**Single-Game and Season:** To submit a credential request to cover a Chicago Bears home game in 2025, please submit a formal request through the NFL's credential portal, **Accredit** (<https://nfl.accredit-solutions.com/Media/>). Please note: A submitted application does NOT guarantee admittance and clearance. The Bears reserve the right to deny access to any media outlet/media member at their discretion. The decision to issue credentials to a media outlet for the purposes of covering a Chicago Bears home game is determined by a variety of factors. It is the responsibility of the party submitting the credential request to confirm credential status.

All credential request **MUST** be accompanied by a forward-facing headshot and a signed NFL terms and conditions form through the **Accredit** portal.

Credentials will be left at the **PRESS WILL CALL** window (Window 10) located outside of Gate 10 on the southeast side of Soldier Field. **PRESS WILL CALL** opens 3 hours before kickoff. Press entry into Soldier Field is located at Gate 14 on the southeast side of the stadium. The press elevator is located across the concourse. Guests are NOT permitted in the press box and credentials are limited to working press only. For additional questions please email Ali Sayers.

**PRESS BOX/PRESS GATE:** The Soldier Field press box is located on Suite Level A in the southeast corner of the stadium. Entrance to the Press Box is at Gate 14 and is only accessible to persons holding a working press credential.

**PHOTOGRAPHERS:** Credentials for sideline photographers are limited by the League to a certain number of spots per game. Free-lance photographers who are not on specific assignment by a recognized sports or news publication will not be credentialed due to space limitations.

**PARKING:** Media parking is limited at Soldier Field and is digital. Parking will be sent for no later than Thursday evening for a Sunday game.

**SATELLITE TRUCK PARKING:** Television stations seeking parking for satellite trucks on the day of Bears games should contact **Emmett Finnegan**, Director of Operations at Soldier Field at [efinnegan@soldierfield.net](mailto:efinnegan@soldierfield.net).

BEARS COMMUNICATIONS STAFF

NAME TITLE	PHONE	EMAIL
Aaron Clark, Director of Football Communications	(847) 739-5493	<a href="mailto:Aaron.Clark@Bears.NFL.net">Aaron.Clark@Bears.NFL.net</a>
Danny Markino, Manager of Football Communications	(847) 739-5232	<a href="mailto:Danny.Markino@Bears.NFL.net">Danny.Markino@Bears.NFL.net</a>
Ali Sayers, Football Communications Assistant	(847) 739-5427	<a href="mailto:Ali.Sayers@Bears.NFL.net">Ali.Sayers@Bears.NFL.net</a>
Kallen Webster, Communications Assistant / Special Projects	(847) 739-5232	<a href="mailto:Kallen.Webster@Bears.NFL.net">Kallen.Webster@Bears.NFL.net</a>
Micaeh Johnson, Director of Corporate Communications	(847) 739-5365	<a href="mailto:Micaeh.Johnson@Bears.NFL.net">Micaeh.Johnson@Bears.NFL.net</a>
Miguel Lemus, Corporate Communications Assistant	(847) 739-5402	<a href="mailto:Miguel.Lemus@Bears.NFL.net">Miguel.Lemus@Bears.NFL.net</a>



Jeff Joniak (left) is in his 25th season as play-by-play voice of the Bears while Tom Thayer is a 29-year Bears radio veteran.

**JEFF JONIAK:** One of the most energetic and exciting voices of the National Football League, Jeff Joniak enters his 25th season behind the microphone as the play-by-play voice of the Chicago Bears. Joniak's passion for the game and for the Bears is linked to a 39-year association with Chicago sports fans. Joniak has hosted Chicago Bears game day broadcasts since 1997 and serves as WBBM Newsradio 780 and 105.9 FM's director of sports operations while maintaining his afternoon drive-time sports anchor shifts. Throughout the year, Joniak serves as master of ceremonies for many different events related to his work with the Bears including the National Football Foundation Scholarship Awards ceremony, the Ed Block Courage Award ceremony, Lurie Children's Hospital annual fundraising event and the annual Bears Care Gala. Before tackling Halas Hall, Joniak co-hosted the gameday broadcasts for the Chicago Bulls during their championship years from 1991 to 1996. For the gripping coverage of the death of Walter Payton, Joniak and his staff won a prestigious Peter Lisagor Award. He also won two Lisagor awards for his coverage of the NFL Draft, AP awards for his sportscasts and Bears pre-game features. In September 2019, Joniak was inducted into the Chicagoland Sports Hall of Fame.

**TOM THAYER:** Originally a Bears' fourth-round draft pick in 1983 after an All-America career at Notre Dame, Tom Thayer played for three seasons with the USFL's Chicago Blitz and Arizona Wranglers before joining the Bears. One of the team's strongest players, Thayer earned his starting role at right guard four games into the 1985 season and eventually compiled consecutive game and consecutive start streaks that led the Bears during the late 1980s. Thayer left the Bears in 1992 after a distinguished eight-year career at offensive guard. He retired in 1993 after one season with the Miami Dolphins. Before joining the Bears radio team in 1997, Thayer worked for two years as a Bears analyst on WFLD-TV's pro football programming. A former all-state lineman at Joliet Catholic High, Thayer resides in Chicago.

**JASON MCKIE:** Joining Jeff and Tom, former Bear and current local high school football coach Jason McKie serves as the Bears Radio Network Sideline Reporter for each home and away game. Having played at the highest level, McKie provides fans with a unique, inside look at what's happening on the field. McKie graduated from Temple University in 2002 with a bachelor's degree in Communications with an emphasis in Broadcasting. After a successful four-year collegiate career at Temple, McKie signed with the Dallas Cowboys as an undrafted free agent. He appeared in one game with the Cowboys in 2002 before the Bears claimed him off waivers in August of 2003. As a member of the Bears, McKie appeared in 87 games (46 starts), primarily playing fullback and select roles on special teams. In addition to broadcasting, McKie has also enjoys the coaching side, where he is excitedly preparing for his sixth season as head coach at Carmel Catholic High School in Mundelein, which is located about nine miles west of Halas Hall.

BEARS RADIO NETWORK STATIONS  
ACROSS ILLINOIS AND THE MIDWEST

MARKET	STATION	FREQUENCY
Aledo, IL	WRMJ	102.3
Aurora, IL	WBIG	1280
Bloomington/Normal, IL	WBWN-FM	104.1
Burlington, IA	WKQO-FM	101.7
Carbondale, IL	WIBH	1440/102.5
Carlyle, IL	WCXO	96.7
Champaign, IL	WQOB-FM	96.1
Decatur, IL	WDZ	1050
Dixon, IL	WIXN	1460
Elgin, IL	WRMN	1410

MARKET	STATION	FREQUENCY
Galesburg, IL	WLSR	92.7
Janesville, WI	WCLO	1230/92.7
Kankakee, IL	WVLI	92.7
LaSalle/Peru, IL	WLWF	96.5
Marion, IL	WGGH	1150/98.1
Peoria, IL	WMDB	1470/100.3
Watseka, IL	WIVR	101.7
Springfield, IL	WFMB	1450/92.3
Quad Cities, IA	KIHK-FM	104.9

ADDITIONAL INFO





### About Bears Care

Bears Care, the charitable arm of the Chicago Bears, conducts and partners in a variety of fundraising events throughout the year as part of its commitment to improving the lives of those in our community. Bears Care impacts thousands of Chicago area individuals and families annually, with grants to qualifying agencies that serve those in need. With the generous participation of Chicago Bears' players and staff, area businesses and organizations, as well as individual donors, Bears Care is able to bring together human and financial resources to help tackle the needs of Chicago.

## BEARS CARE IN THE COMMUNITY



### 2025 Bears Care Gala

Raising over \$1 million to be distributed to local breast and ovarian cancer research and treatment programs



### Youth Athletics

Supporting youth football programs including expansion of high school girls flag football



### Community Engagement

Providing Thanksgiving meals in North Lawndale with the Firehouse Community Arts Center



### Education

Supporting Hope Chicago in providing students and their parents debt-free higher education and workforce pathways



### Real Bears Fans Wear Pink

Raising funds to support programs serving cancer survivors and their families



### Community Partnerships

Annual Holiday Giving Initiative at Leo High School in Auburn Gresham

Bears Care was established as a fund of the Robert R. McCormick Foundation in 1995, a partnership that continued until 2005 when Bears Care incorporated as a 501 © 3 organization. Bears Care has issued grants totaling over \$32 million to over 200 qualifying agencies since 2006.

For additional information on Bears Care programs and upcoming events, or if you wish to make a donation, visit [ChicagoBears.com/bearscare](https://ChicagoBears.com/bearscare).



The Chicago Bears Football Club is dedicated to making a difference in our community. Our organization inspires positive change and enriches the lives of others through outreach programs, initiatives, and partnerships. We are proud to give back to the community that has supported us since 1920.

## EDUCATION

The Chicago Bears reach thousands of students each year through our educational programs. Through strategic collaboration with community and business partners, we offer and support initiatives that promote literacy, provide character education at the middle school and high school levels, and honor outstanding teachers in the Chicago area. It is our hope that these initiatives will help foster a love of learning and encourage students to stay in school and continue to pursue their education.



WR Tyler Scott



QB Caleb Williams

## HEALTH & WELLNESS

The health and wellness of our fans has always been a top priority for the Chicago Bears. We encourage children to establish healthy eating and exercise habits that they will carry with them into adulthood. We also try to offer support to our fans who may be experiencing challenging times. We provide assistance in a variety of ways, including delivering teddy bears to young fans in the hospital, offering wish-granting opportunities, collecting coats during the winter season, and lending a helping hand to organizations and communities in need.

## MILITARY

The Chicago Bears are dedicated to supporting the men and women in the United States Military. Our ties date back to when our founder, George S. Halas, served in the U.S. Navy during both World War I and World War II. We are proud to continue this tradition through numerous initiatives that provide support and show our sincere gratitude to those who serve our country and protect our freedom. Our efforts include honoring outstanding service during each home game at Soldier Field, sending care packages and providing unique Bears experiences to veterans, active members of the military and their families.



WR Rome Odunze and DB Kevin Byard

YOUTH FOOTBALL

The Chicago Bears have always taken an active role in offering and supporting a variety of youth football programs and opportunities. We host events that bring youth football coaches and leaders together to share ideas and promote safety and awareness which help build a healthy and strong foundation for youth football players. Our partnership with USA Football reiterates the importance of education and certification of coaches, concussion awareness, equipment fitting, proper tackling and heat and hydration. Through our tackle and flag leagues and skill development clinics, our goal remains the same – to teach and encourage children to play football.



DB Jaquan Brisker

HIGH SCHOOL FOOTBALL

The Chicago Bears are proud to support high school football in Illinois. Through several recognition programs, we honor high school boys tackle and girls flag coaches and players across the state who are making an impact on the field and in their communities. We also celebrate the accomplishment of the eight IHSA state football champions and girls flag football state champions during a Bears home game in December. Additionally, the Bears provide funding to ensure that certified athletic trainers are available at Chicago Public School varsity football games and offer a variety of clinics and camps throughout the year to further players' development.



SOCIAL JUSTICE & CIVIC ENGAGEMENT

The Chicago Bears and Bears Care, alongside our players, have long supported local organizations who are inspiring positive change in the community and advancing our commitment to social justice. We continue to take action in our communities and, together, believe we can make a real difference. The players' social justice initiative has invested and raised more than \$1 million through donations and matching grants from the team, Bears Care and NFL Foundation for various organizations. Additionally, the Bears regularly host members of those organizations at Halas Hall for practices and meet-and-greets with the team during the season.



DB Kyler Gordon

BEARS COMMUNITY RELATIONS STAFF

Name, Title	Email
Tanesha Wade, EVP of DEI & Chief Impact Officer .....	Tanesha.Wade@Bears.NFL.net
Marge Hamm, Director of Bears Care.....	Marge.Hamm@Bears.NFL.net
Matt Simeone, Director of Player & Alumni Relations.....	Matt.Simeone@Bears.NFL.net
Gustavo Silva, Director of Football Development .....	Gustavo.Silva@Bears.NFL.net
Kate Rackow, Player & Alumni Relations Manager .....	Kate.Rackow@Bears.NFL.net
Mallorie Sanders, DEI & Social Impact Programs Manager .....	Mallorie.Sanders@Bears.NFL.net
Noelle Gipson, Bears Care Program Development Manager .....	Noelle.Gipson@Bears.NFL.net
Leonard Smith, Youth & High School Football Coordinator .....	Leonard.Smith@Bears.NFL.net



The Chicago Bears would like to thank our Hall of Fame Partners for their efforts toward making the fan experience exciting for all:



*ticketmaster*

Lite



PNC

UNITED





2025 NFL Schedule

ALL TIMES CT

WEEK 1

Thursday, September 4

Cowboys at Eagles ..... 7:20 pm

Friday, September 5

Chiefs at Chargers\* ..... 7:00 pm

Sunday, September 7

Buccaneers at Falcons ..... 12:00 pm

Bengals at Browns ..... 12:00 pm

Dolphins at Colts ..... 12:00 pm

Panthers at Jaguars ..... 12:00 pm

Raiders at Patriots ..... 12:00 pm

Cardinals at Saints ..... 12:00 pm

Steelers at Jets ..... 12:00 pm

Giants at Commanders ..... 12:00 pm

Titans at Broncos ..... 3:05 pm

49ers at Seahawks ..... 3:05 pm

Lions at Packers ..... 3:25 pm

Texans at Rams ..... 3:25 pm

Ravens at Bills ..... 7:20 pm

Monday, September 8

Vikings at Bears ..... 7:15 pm

WEEK 2

Thursday, September 11

Commanders at Packers ..... 7:15 pm

Sunday, September 14

Bears at Lions ..... 12:00 pm

Browns at Ravens ..... 12:00 pm

Jaguars at Bengals ..... 12:00 pm

Giants at Cowboys ..... 12:00 pm

Rams at Titans ..... 12:00 pm

Patriots at Dolphins ..... 12:00 pm

49ers at Saints ..... 12:00 pm

Bills at Jets ..... 12:00 pm

Seahawks at Steelers ..... 12:00 pm

Broncos at Colts ..... 3:05 pm

Panthers at Cardinals ..... 3:05 pm

Eagles at Chiefs ..... 3:25 pm

Falcons at Vikings ..... 7:20 pm

Monday, September 15

Buccaneers at Texans ..... 6:00 pm

Chargers at Raiders ..... 9:00 pm

WEEK 3

Thursday, September 18

Dolphins at Bills ..... 7:15 pm

Sunday, September 21

Falcons at Panthers ..... 12:00 pm

Packers at Browns ..... 12:00 pm

Texans at Jaguars ..... 12:00 pm

Bengals at Vikings ..... 12:00 pm

Steelers at Patriots ..... 12:00 pm

Rams at Eagles ..... 12:00 pm

Jets at Buccaneers ..... 12:00 pm

Colts at Titans ..... 12:00 pm

Raiders at Commanders ..... 12:00 pm

Broncos at Chargers ..... 3:05 pm

Saints at Seahawks ..... 3:05 pm

Cowboys at Bears ..... 3:25 pm

Cardinals at 49ers ..... 3:25 pm

Chiefs at Giants ..... 7:20 pm

Monday, September 22

Lions at Ravens ..... 7:15 pm

WEEK 4

Thursday, September 25

Seahawks at Cardinals ..... 7:15 pm

Sunday, September 28

Vikings at Steelers\* ..... 8:30 am

Commanders at Falcons ..... 12:00 pm

Saints at Bills ..... 12:00 pm

Browns at Lions ..... 12:00 pm

Titans at Texans ..... 12:00 pm

Panthers at Patriots ..... 12:00 pm

Chargers at Giants ..... 12:00 pm

Eagles at Buccaneers ..... 12:00 pm

Colts at Rams ..... 3:05 pm

Jaguars at 49ers ..... 3:05 pm

Bears at Raiders ..... 3:25 pm

Ravens at Chiefs ..... 3:25 pm

Packers at Cowboys ..... 7:20 pm

Monday, September 29

Jets at Dolphins ..... 6:15 pm

Bengals at Broncos ..... 7:15 pm

WEEK 5

Byes: Bears, Falcons, Packers, Steelers

Thursday, October 2

49ers at Rams ..... 7:15 pm

Sunday, October 5

Vikings vs. Browns\* ..... 8:30 am

Texans at Ravens ..... 12:00 pm

Dolphins at Panthers ..... 12:00 pm

Raiders at Colts ..... 12:00 pm

Giants at Saints ..... 12:00 pm

Cowboys at Jets ..... 12:00 pm

Broncos at Eagles ..... 12:00 pm

Titans at Cardinals ..... 3:05 pm

Buccaneers at Seahawks ..... 3:05 pm

Lions at Bengals ..... 3:25 pm

Commanders at Chargers ..... 3:25 pm

Patriots at Bills ..... 7:20 pm

Monday, October 6

Chiefs at Jaguars ..... 7:15 pm

WEEK 6

Byes: Vikings, Texans

Thursday, October 9

Eagles at Giants ..... 7:15 pm

Sunday, October 12

Broncos vs. Jets\* ..... 8:30 am

Rams at Ravens ..... 12:00 pm

Cowboys at Panthers ..... 12:00 pm

Cardinals at Colts ..... 12:00 pm

Seahawks at Jaguars ..... 12:00 pm

Chargers at Dolphins ..... 12:00 pm

Browns at Steelers ..... 12:00 pm

49ers at Buccaneers ..... 12:00 pm

Titans at Raiders ..... 3:05 pm

Bengals at Packers ..... 3:25 pm

Patriots at Saints ..... 3:25 pm

Lions at Chiefs ..... 7:20 pm

Monday, October 13

Bills at Falcons ..... 6:15 pm

Bears at Commanders ..... 7:15 pm

WEEK 7

Byes: Bills, Ravens

Thursday, October 16

Steelers at Bengals ..... 7:15 pm

Sunday, October 19

Rams at Jaguars\* ..... 8:30 am

Saints at Bears ..... 12:00 pm

Dolphins at Browns ..... 12:00 pm

Raiders at Chiefs ..... 12:00 pm

Eagles at Vikings ..... 12:00 pm

Panthers at Jets ..... 12:00 pm

Patriots at Titans ..... 12:00 pm

Giants at Broncos ..... 3:05 pm

Colts at Chargers ..... 3:05 pm

Packers at Cardinals ..... 3:25 pm

Commanders at Cowboys ..... 3:25 pm

Falcons at 49ers ..... 7:20 pm

Monday, October 20

Buccaneers at Lions ..... 6:00 pm

Texans at Seahawks ..... 9:00 pm

WEEK 8

Byes: Cardinals, Jaguars, Lions, Raiders,

Rams, Seahawks

Thursday, October 23

Vikings at Chargers ..... 7:15 pm

Sunday, October 26

Bears at Ravens ..... 12:00 pm

Dolphins at Falcons ..... 12:00 pm

Bills at Panthers ..... 12:00 pm

Jets at Bengals ..... 12:00 pm

49ers at Texans ..... 12:00 pm

Browns at Patriots ..... 12:00 pm

Giants at Eagles ..... 12:00 pm

Buccaneers at Saints ..... 3:05 pm

Cowboys at Broncos ..... 3:25 pm

Titans at Colts ..... 3:25 pm

Packers at Steelers ..... 7:20 pm

Monday, October 27

Commanders at Chiefs ..... 7:15 pm

WEEK 9

Byes: Browns, Buccaneers, Eagles, Jets

Thursday, October 30

Ravens at Dolphins ..... 7:15 pm

Sunday, November 2

Bears at Bengals ..... 12:00 pm

Vikings at Lions ..... 12:00 pm

Panthers at Packers ..... 12:00 pm

Broncos at Texans ..... 12:00 pm

Falcons at Patriots ..... 12:00 pm

49ers at Giants ..... 12:00 pm

Colts at Steelers ..... 12:00 pm

Chargers at Titans ..... 12:00 pm

Saints at Rams ..... 3:05 pm

Jaguars at Raiders ..... 3:05 pm

Chiefs at Bills ..... 3:25 pm

Seahawks at Commanders ..... 7:20 pm

Monday, November 3

Cardinals at Cowboys ..... 7:15 pm

\* denotes International Series Game

2025 NFL Schedule

ALL TIMES CT

WEEK 10

Byes: Bengals, Chiefs Cowboys, Titans

**Thursday, November 6**

Raiders at Broncos	7:15 pm
--------------------	---------

**Sunday, November 9**

Falcons at Colts*	8:30 am
<b>Giants at Bears</b>	<b>12:00 pm</b>
Saints at Panthers	12:00 pm
Jaguars at Texans	12:00 pm
Bills at Dolphins	12:00 pm
Ravens at Vikings	12:00 pm
Browns at Jets	12:00 pm
Patriots at Buccaneers	12:00 pm
Cardinals at Seahawks	3:05 pm
Rams at 49ers	3:25 pm
Lions at Commanders	3:25 pm
Steelers at Chargers	7:20 pm

**Monday, November 10**

Eagles at Packers	7:15 pm
-------------------	---------

WEEK 13

**Thursday, November 27**

Packers at Lions	12:00 pm
Chiefs at Cowboys	3:30 pm
Bengals at Ravens	7:20 pm

**Friday, November 28**

<b>Bears at Eagles</b>	<b>2:00 pm</b>
------------------------	----------------

**Sunday, November 30**

Rams at Panthers	12:00 pm
49ers at Browns	12:00 pm
Texans at Colts	12:00 pm
Saints at Dolphins	12:00 pm
Falcons at Jets	12:00 pm
Cardinals at Buccaneers	12:00 pm
Jaguars at Titans	12:00 pm
Vikings at Seahawks	3:05 pm
Raiders at Chargers	3:25 pm
Bills at Steelers	3:25 pm
Broncos at Commanders	7:20 pm

**Monday, December 1**

Giants at Patriots	7:15 pm
--------------------	---------

WEEK 16

**Thursday, December 18**

Rams at Seahawks	7:15 pm
------------------	---------

**Saturday, December 20**

<b>Packers at Bears</b>	<b>TBD</b>
Eagles at Commanders	TBD

**Sunday, December 21**

Patriots at Ravens	12:00 pm
Buccaneers at Panthers	12:00 pm
Bills at Browns	12:00 pm
Chargers at Cowboys	12:00 pm
Jets at Saints	12:00 pm
Vikings at Giants	12:00 pm
Chiefs at Titans	12:00 pm
Falcons at Cardinals	3:05 pm
Jaguars at Broncos	3:05 pm
Steelers at Lions	3:25 pm
Raiders at Texans	3:25 pm
Bengals at Dolphins	7:20 pm

**Monday, December 22**

49ers at Colts	7:15 pm
----------------	---------

WEEK 11

Byes: Colts, Saints

**Thursday, November 13**

Jets at Patriots	7:15 pm
------------------	---------

**Sunday, November 16**

Commanders at Dolphins*	8:30 am
<b>Bears at Vikings</b>	<b>12:00 pm</b>
Panthers at Falcons	12:00 pm
Buccaneers at Bills	12:00 pm
Chargers at Jaguars	12:00 pm
Packers at Giants	12:00 pm
Bengals at Steelers	12:00 pm
Texans at Titans	12:00 pm
49ers at Cardinals	3:05 pm
Seahawks at Rams	3:05 pm
Ravens at Browns	3:25 pm
Chiefs at Broncos	3:25 pm
Lions at Eagles	7:20 pm

**Monday, November 17**

Cowboys at Raiders	7:15 pm
--------------------	---------

WEEK 14

Byes: 49ers, Giants, Panthers, Patriots

**Thursday, December 4**

Cowboys at Lions	7:15 pm
------------------	---------

**Sunday, December 7**

<b>Bears at Packers</b>	<b>12:00 pm</b>
Seahawks at Falcons	12:00 pm
Steelers at Ravens	12:00 pm
Titans at Browns	12:00 pm
Colts at Jaguars	12:00 pm
Commanders at Vikings	12:00 pm
Dolphins at Jets	12:00 pm
Saints at Buccaneers	12:00 pm
Broncos at Raiders	3:05 pm
Rams at Cardinals	3:25 pm
Bengals at Bills	3:25 pm
Texans at Chiefs	7:20 pm

**Monday, December 8**

Eagles at Chargers	7:15 pm
--------------------	---------

WEEK 17

**Thursday, December 25**

Cowboys at Commanders	12:00 pm
Lions at Vikings	3:30 pm
Broncos at Chiefs	7:15 pm

**Sunday, December 28**

Steelers at Browns	12:00 pm
Jaguars at Colts	12:00 pm
Buccaneers at Dolphins	12:00 pm
Patriots at Jets	12:00 pm
Saints at Titans	12:00 pm
Eagles at Bills	3:25 pm
<b>Bears at 49ers</b>	<b>7:20 pm</b>

**Monday, December 29**

Rams at Falcons	7:15 pm
-----------------	---------

**TBD**

Seahawks at Panthers	TBD
Cardinals at Bengals	TBD
Ravens at Packers	TBD
Texans at Chargers	TBD
Giants at Raiders	TBD

WEEK 12

Byes: Broncos, Chargers, Commanders, Dolphins

**Thursday, November 20**

Bills at Texans	7:15 pm
-----------------	---------

**Sunday, November 23**

<b>Steelers at Bears</b>	<b>12:00 pm</b>
Jets at Ravens	12:00 pm
Patriots at Bengals	12:00 pm
Giants at Lions	12:00 pm
Vikings at Packers	12:00 pm
Colts at Chiefs	12:00 pm
Seahawks at Titans	12:00 pm
Jaguars at Cardinals	3:05 pm
Browns at Raiders	3:05 pm
Eagles at Cowboys	3:25 pm
Falcons at Saints	3:25 pm
Buccaneers at Rams	7:20 pm

**Monday, November 24**

Panthers at 49ers	7:15 pm
-------------------	---------

WEEK 15

**Thursday, December 11**

Falcons at Buccaneers	7:15 pm
-----------------------	---------

**Sunday, December 14**

<b>Browns at Bears</b>	<b>12:00 pm</b>
Ravens at Bengals	12:00 pm
Cardinals at Texans	12:00 pm
Jets at Jaguars	12:00 pm
Chargers at Chiefs	12:00 pm
Bills at Patriots	12:00 pm
Commanders at Giants	12:00 pm
Raiders at Eagles	12:00 pm
Packers at Broncos	3:25 pm
Lions at Rams	3:25 pm
Panthers at Saints	3:25 pm
Colts at Seahawks	3:25 pm
Titans at 49ers	3:35 pm
Vikings at Cowboys	7:20 pm

**Monday, December 15**

Dolphins at Steelers	7:30 pm
----------------------	---------


WEEK 18

**TBD**

<b>Lions at Bears</b>	<b>TBD</b>
Saints at Falcons	TBD
Jets at Bills	TBD
Browns at Bengals	TBD
Chargers at Broncos	TBD
Colts at Texans	TBD
Titans at Jaguars	TBD
Cardinals at Rams	TBD
Chiefs at Raiders	TBD
Packers at Vikings	TBD
Dolphins at Patriots	TBD
Cowboys at Giants	TBD
Commanders at Eagles	TBD
Ravens at Steelers	TBD
Seahawks at 49ers	TBD
Panthers at Buccaneers	TBD

Certain games Weeks 5-17 are subject to the NFL's Flexible Scheduling procedures.  
\* denotes International Series Game

ADDITIONAL INFO



STEVE McMICHAEL

1957 - 2025





# 2025 SEASON SCHEDULE

## 2025 PRESEASON

<b>SUN</b>	<b>AUG 10</b>	<b>DOLPHINS</b>	<b>NOON</b>	<b>FOX32</b>
<b>SUN</b>	<b>AUG 17</b>	<b>BILLS</b>	<b>7:00PM</b>	<b>FOX</b>
Fri	Aug 22	at Kansas City	7:20pm	FOX32

## 2025 REGULAR SEASON

<b>MON</b>	<b>SEP 8</b>	<b>VIKINGS</b>	<b>7:15PM</b>	<b>ABC/ESPN</b>
Sun	Sep 14	at Detroit	Noon	FOX
<b>SUN</b>	<b>SEP 21</b>	<b>COWBOYS</b>	<b>3:25PM</b>	<b>FOX</b>
Sun	SEP 28	at Las Vegas	3:25pm	CBS
Sun	Oct 5	Bye Week		
Mon	Oct 13	at Washington	7:15pm	ABC/ESPN
<b>SUN</b>	<b>OCT 19</b>	<b>SAINTS</b>	<b>NOON</b>	<b>FOX</b>
Sun	Oct 26	at Baltimore	Noon	CBS
Sun	Nov 2	at Cincinnati	Noon	CBS
<b>SUN</b>	<b>NOV 9</b>	<b>GIANTS</b>	<b>NOON</b>	<b>FOX</b>
Sun	Nov 16	at Minnesota	Noon	FOX
<b>SUN</b>	<b>NOV 23</b>	<b>STEELERS</b>	<b>NOON</b>	<b>CBS</b>
Fri	Nov 28	at Philadelphia	2:00pm	Prime Video
Sun	Dec 7	at Green Bay	Noon	FOX
<b>SUN</b>	<b>DEC 14</b>	<b>BROWNS</b>	<b>NOON</b>	<b>FOX</b>
<b>SAT</b>	<b>DEC 20</b>	<b>PACKERS</b>	<b>TBD</b>	<b>FOX</b>
Sun	Dec 28	at San Francisco	7:20pm	NBC
<b>SAT/SUN</b>	<b>JAN 3/4</b>	<b>LIONS</b>	<b>TBD</b>	<b>TBD</b>

All games Central Time. **HOME GAMES IN CAPS**

The date and time of certain games within the NFL's flex scheduling windows are subject to change.



**George H. McCasky**  
Chairman



**Kevin Warren**  
President and CEO



**Patrick McCasky**  
Secretary




**Brian J. McCasky**  
Member



**Ed McCasky Jr.**  
Member



**Ed L. McCasky**  
Member



**Pat Ryan**  
Member

EVPS/SVPS



**Ted Crews**  
Special Advisor to the President/CEO & Chief  
Administrative Officer



**Liz Geist**  
EVP of People and Culture & Chief HR Officer



**Karen Murphy**  
EVP of Stadium Development & Chief Operating  
Officer



**Meika White Morris**  
EVP of Revenue & Chief Business Officer



**Tanesha Wade**  
EVP of Diversity, Equity and Inclusion & Chief Impact  
Officer



**Krista Whitaker**  
EVP of Legal and Business Affairs & Chief Legal  
Officer



**Laura Anderson**  
SVP of Administration & Chief Financial Officer



**Tanya Dreesen**  
SVP of Strategy and Global Affairs & Chief of Staff



**Scott Hagel**  
SVP of Public and Governmental Affairs



**Paul Neurauter**  
SVP of Operations & Sustainability



**Corey Ruff**  
SVP of Strategy and Analytics & Chief of Staff



**John Tarpey**  
SVP of Security



**Leo Twarding**  
SVP of Fan/Guest Experience and Stadium Operations

FOOTBALL OPERATIONS



**Ryan Poles**  
General Manager



**Ian Cunningham**  
Assistant General Manager



**Jeff King**  
Senior Director of Player Personnel



**Trey Kozlowski**  
Director of Player Personnel



**Matt Feinstein**  
VP of Football Administration



**Breck Ackley**  
Director of College Scouting



**D.J. Hord**  
Director of Pro Scouting



**Francis Saint Paul**  
Assistant Director of College Scouting



**Jeff Shiver**  
Executive Scout



**Brendan Reher**  
National Scout



**John Syty**  
National Scout



**Charles Love**  
Pro Scout





**Jake Ponikvar**  
Pro Scout



**Tom Bradley**  
Northeast Area Scout



**Ryan Cavanaugh**  
Southeast Area Scout



**David Dufleck**  
Southwest Area Scout



**Keith Earle Jr.**  
Midlands Area Scout



**Reese Hicks**  
West Coast Area Scout



**Nick Papaano**  
NFL Scout



**Ryan Weese**  
Midwest Area Scout



**Ashton Washington**  
Player Personnel Coordinator



**Mike Santarelli**  
Executive Director of Football Technology



**Richard Hildebrand**  
Sr. Director of Football Technology



**Ryan Hubley**  
Football Research Manager



**Luke Rogers**  
Football Data Engineer



**Andrea Wright**  
Football Administration and Analytics Coordinator



**Brent Salazar**  
Clyde Emrich Director of High Performance



**Blair Hitchcock**  
Director of Sports Nutrition



**Carly Collins**  
Sports Nutrition Coordinator



**Al Lamb**  
Director of Sports Science



**Adam Sundh**  
Assistant Sport Scientist

COACHES



**Ben Johnson**  
Head Coach



**Dennis Allen**  
Defensive Coordinator



**Declan Doyle**  
Offensive Coordinator



**Richard Hightower**  
Special Teams Coordinator




**Antwan Randle El**  
Assistant Head Coach / Wide Receivers



**Matt Aponso**  
Offensive Quality Control



**J.T. Barrett**  
Quarterbacks



**Eric Bieniemy**  
Running Backs



**Anthony Blevins**  
Assistant Special Teams



**Zach Cable**  
Offensive Quality Control



**Kyle DeVan**  
Assistant Offensive Line



**Jim Dray**  
Tight Ends



**Jeremy Garrett**  
Defensive Line



**Matt Glordano**  
Assistant Defensive Backs / Safeties



**Al Harris**  
Pass Game Coordinator / Defensive Backs



**Bill Johnson**  
Senior Defensive Assistant / Defensive Line



**Kevin Koch**  
Assistant Linebackers



**Cannon Matthews**  
Defensive Assistant / Nickels



**Kenny Norton III**  
Defensive Assistant



**Robbie Picazo**  
Offensive Assistant-OBs & WRs





**Dan Roushar**  
Offensive Line



**Richard Smith**  
Linebackers



**Press Taylor**  
Pass Game Coordinator



**Pierre Ngo**  
Head Strength and Conditioning



**Allison Haley**  
Assistant Strength and Conditioning Coach



**Noble Landry**  
Assistant Strength and Conditioning



**Reshard Langford**  
Assistant Strength and Conditioning



**Mark Philippi**  
Assistant Strength and Conditioning



**Justin Rudd**  
Senior Director of Coaching Operations



**Chevis Cook**  
Manager of Coaching Administration



**Harrison Freid**  
Director of Research & Analysis

PLAYER ENGAGEMENT



**Erika Marmolejo**  
Director of Player Engagement



**Brice McAllister**  
Player Engagement Coordinator

TRAINING



**Andre Tucker**  
Sr. Director of Sports Medicine and Player Health & Head Athletic Trainer



**Tristen Askew**  
Director of Rehabilitation Services



**Carla Suber**  
Director of Wellness



**Tim Ridner**  
Assistant Head Athletic Trainer



**Jeremy Smith**  
Assistant Athletic Trainer/Physical Therapist



**Adam LaVan**  
Assistant Athletic Trainer



**Mariellen Mardis**  
Assistant Athletic Trainer



**Syye Nobles**  
Assistant Athletic Trainer



**Andy Risse**  
Mental Performance and Leadership Coordinator

#### EQUIPMENT



**Tony Medlin**  
Director of Equipment



**Tyler Glende**  
Assistant Director of Equipment



**Nick Cooks**  
Assistant Equipment Manager



**Gary Faulcon**  
Assistant Equipment Manager



**Thomas Woody**  
Assistant Equipment Manager



**Cameron Reed**  
Equipment Administrative Coordinator

SECURITY



**Pete Spizziri**  
Director of Security



**Don Cummings**  
Security




**Rodney Karlstrand**  
Security



**Trish McDaniels**  
Building Security



**Tony McInerney**  
Security



**Andrew Schaeffer**  
Security

VIDEO/IT/LOGISTICS



**Darby Dunnagan**  
Director of Video Operations



**Kyle Kelly**  
VP of Team Operations



**Jack Dowling**  
Assistant Director of Video Operations



**Mike Carano**  
Video Coordinator



**Parker Dille**  
Video Coordinator



**Jay Nickell**  
Team Logistics Coordinator



**Beth Hodgins**  
Business Operations Specialist



**Allen Silva**  
IT Network & Operations Analyst

COMMUNICATIONS



**Aaron Clark**  
Director of Football Communications



**Micah Johnson**  
Director of Corporate Communications



**Danny Markino**  
Manager of Football Communications



**Ali Sayers**  
Football Communications Assistant



**Miguel Lamus**  
Corporate Communications Assistant



**Kallen Webster**  
Communications Assistant / Special Projects

## CONTENT



**Lorne Chan**  
VP of Content & Innovation



**Pojja Van Dyke**  
VP of Social & Digital Content Strategy



**Dan Barlie**  
Director of Content and Production



**Nicole Zimmer**  
Director of Social Media



**Tim Deye**  
Manager of Social Media Content Creation



**Megan Gresh**  
Manager of Social Media Partner Integration



**Jordan Treadup**  
Manager of Content and Production



**Kevin Foy**  
Cinematographer and Engineer



**Katie Fox**  
Coordinating Producer



**Bri Harvey**  
Content Producer



**Veronica Malesnoid**  
Content Producer



**Chris Yankton**  
Manager of Production / Special Projects



**Marlon Bennett**  
Social Media Design Coordinator



**Pablo Morales**  
International Social Media Content Creator



**Chidera Udeh**  
Social Media Coordinator



**Jacob Funk**  
Lead Photographer



**Bailey Black**  
Team Photographer



**Kevin Meyers**  
Manager of Digital Content



**Molly Brown**  
Digital Product Coordinator



**Larry Mayer**  
Senior Web Writer/Editor



**Austin Huette**  
Manager of Digital Content



**Jasmine Baker**  
Content Presenter



**Gabby Hajduk**  
Writer



**Will Bridgforth**  
Content Producer

GROUND



**Ken Mrocz**  
Head Groundskeeper



**Benjamin Baumer**  
Assistant Groundskeeper



**Isaac Farley**  
Assistant Groundskeeper



**Paul Hitzelberger**  
Assistant Groundskeeper



**Adam Heltz**  
Assistant Groundskeeper





**Scott Adams**  
Mascot Coordinator



**Helen Altenburg**  
123 Wacker Office Coordinator



**Roger Ameise**  
Building Engineer



**Justo Arellano**  
Suite Sales Manager



**Britt Bending**  
Executive Assistant



**Claire Blakemore**  
Team Archivist



**Joey Bloom**  
Data and CRM Engineer



**John Bostrom**  
Senior Advisor of Operations and Safety



**Allison Brauer**  
Manager of Premium Membership Service & Retention



**Terrance Brown**  
IT Support and Operations Analyst



**Taylor Brzezinski**  
Partnership Activation Specialist



**Geoff Bunzof**  
Director of Building Operations



**Michelle Burke-McCasky**  
VP of Fan Experience



**Carter Byrd**  
Corporate Sponsorship Diversity Fellow



**Jose Canchola**  
Membership Services Specialist



**Doug Carnahan**  
VP of Corporate Partnerships



**Jamie Casselberry**  
Accounts Payable Specialist



**Kristell Castro**  
Manager of Accounting



**Allisa Caulfield**  
Membership Services Specialist



**Rachel Chesky**  
Manager of Partnership Activation and Solutions



**Meghan Clancy**  
Manager of Event Hospitality



**Christine Collins**  
Ticket Sales and Service Assistant



**John Conroy**  
VP of Brand Creative



**David Cummings**  
Membership Services Specialist



**Staley Da Bear**  
Mascot



**Laron Davis**  
Corporate Partnerships Manager



**Mai Davis**  
Executive Assistant



**Whitney DeBuck**  
Director of Accounting Operations



**Pawnee Dela Cruz**  
Graphic Designer



**Elycia Delgado**  
Staff Accountant



**Elaine Delos Reyes**  
Project Management Lead



**Nathan DiLorenzo**  
Director of Suite Sales and Service



**Dave Eck**  
Corporate Partnerships Manager



**Owen Federman**  
Paralegal



**Brian Forth**  
Director of Ticket Operations



**Krista Fortman**  
Membership Services Specialist



**Rachel Frank**  
Suite Sales Manager



**Ana Gauder**  
Premium Membership Service Specialist



**Maggie Gerardi**  
Director of Partnership Activation



**Noelle Gilson**  
Bears Care Program Development Manager



**Mallory Glazier**  
Manager of Partnership Activation and Development



**Grace Glickman**  
Corporate Partnerships Coordinator



**Saul Gonzalez**  
IT Support and Operations Analyst



**Steven Goodwin**  
Stadium Operations Manager



**Bryan Greenaway**  
Senior Applications Engineer



**Bobby Hack**  
Manager of Game Presentation



**Marge Hann**  
Director of Bears Care



**Elaine Harris**  
Associate Counsel



**John Hilbrich**  
Manager of Ticket Operations



**Kareema Hill**  
Membership Services Specialist



**Dom Hillesheim**  
Partnership Activation Specialist



**Kelley Jacobson**  
Graphic Designer



**Natalia Jerzyk**  
Digital Marketing Specialist



**Brent Johnson**  
IT Security Architect



**Jeko Jones**  
VP of Finance and Accounting



**Jeff Joniak**  
Play-by-Play



**Colleen Collins Jossella**  
Executive Assistant to the GM



**Allison Knecht**  
Manager of Suite Service



**Dillon Knight**  
Premium Membership Service Specialist



**Joann Kowalski**  
Project Management





**Bob Laskowski**  
Fan Experience Manager



**Keisha Lee**  
Event Strategy Manager



**Sharon Lehner**  
Administration



**Amy Losh**  
Stadium Operations Manager



**Danica Lopez**  
Partnership Activation Specialist



**Louise Maki**  
Payroll Administrator



**Megan Malone**  
Director of Corporate Partnerships



**Mike Mangoni**  
Building Engineer



**Luke Mansour**  
VP & Associate General Counsel



**Kaitlyn Mason**  
Security Operations & Administration



**Miles Massey**  
Procurement Coordinator



**Connor McCaskey**  
Director of Revenue Strategy



**James McCaskey**  
Manager of Financial Reporting



**Keegan McCaskey**  
Membership Services Specialist



**Melissa McDermott**  
VP of Business Strategy



**Becca Meek**  
HR Business Partner, Operations & Compliance



**Kelsey Melanson**  
Marketing Coordinator



**Nihant Mukherjee**  
Event Operations Coordinator



**Alex Murillo**  
Event Operations Coordinator



**Justin Neith**  
Business Analyst, Marketing



**Josh Naylor**  
Director of IT



**Jessica Noonan**  
Executive Assistant to the Chairman



**Logan Oppgaard**  
Suite Sales Manager



**Robert Orawiec**  
Shipping and Receiving Coordinator



**Rommel Paraiso**  
Manager of Motion Graphics Design and Production



**Nabli Patel**  
Staff Accountant



**Ted Phillips**  
Consultant



**Brendan Pierce**  
Director of Membership Service & Retention



**Kate Rackow**  
Player & Alumni Relations Manager



**Rebecca Reid**  
Sr. Suite Sales Manager



**Ana Rodriguez**  
Talent Acquisition Coordinator



**Kristin Rogers**  
VP of Human Resources



**Emily Rooney**  
VP of Event Strategy & Hospitality



**Jake Sadowski**  
Motion Graphics Animator



**Mallorie Sanders**  
DEI & Social Impact Programs Manager



**Ana Scarlati**  
Manager of Suite Service



**Gustavo Silva**  
Director of Football Development



**Matt Simeone**  
Director of Player & Alumni Relations



**Chris Simms**  
Corporate Partnerships Account Executive



**Lenny Smith**  
Manager of Building Operations



**Leonard Smith**  
Youth & High School Football Coordinator



**Sarah Smith**  
VP of Fan Development & Brand Marketing



**Justin Stahl**  
VP of Information Technology



**Matt Stewart**  
Lead Graphic Designer



**Katin Strange**  
Director of Game Presentation



**Jenilee Stroud**  
Payroll Administrator- Staff



**Karthik Sukumar**  
Director of Advanced Analytics



**Adam Sundh**  
Sport Scientist Assistant



**Autumn Swindell**  
Executive Assistant



**Kendall Taylor**  
IT Support and Operations Analyst



**Tom Thayer**  
Analyst



**Brittany Thomas**  
Corporate Partnerships Manager



**Cammi Tirico**  
Business Strategist



**Michael Vasquez**  
Lead Motion Graphics Animator



**Angela Veverka**  
Partnership Activation Assistant



**Liz Wallace**  
Receptionist



**Josh Walls**  
Partnership Activation Specialist



**Orlando Watt**  
Manager of Membership Service & Retention



**Marquis White**  
Partnership Activation Coordinator



**Jennifer Wilgosiewicz**  
Executive Assistant



**Brandon Yezak**  
Director of Stadium Operations



**Ghada Yousef**  
Manager of Brand Creative



**Dan Yusha**  
Manager of Team Heritage



**Andrea Zopp**  
Senior Advisor, Legal and Business Affairs